

HIV/AIDS in the United States

CDC HIV/AIDS FACTS

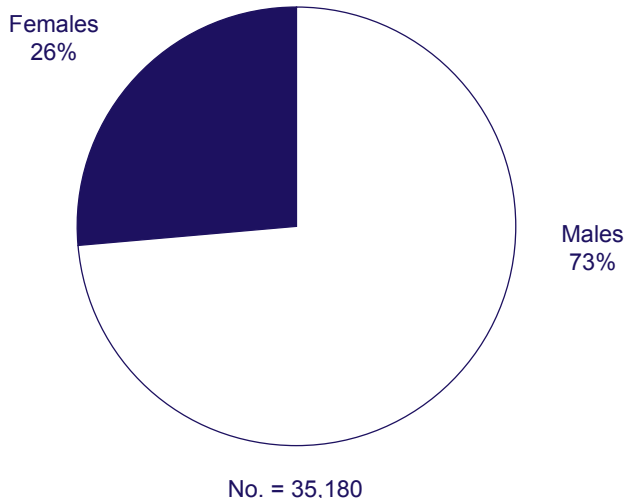
REVISED AUGUST 2008

At the end of 2003,* an estimated 1,039,000 to 1,185,000 persons in the United States were living with HIV/AIDS [1]. In 2006, 35,314 new cases of HIV/AIDS in adults, adolescents, and children were diagnosed in the 33 states with long-term, confidential name-based HIV reporting [2]. CDC has developed a new and innovative system designed to estimate the number of new HIV infections (or incidence) for the United States in a given year. Using this new technology, CDC estimates that 56,300 new HIV infections occurred in the United States in 2006 [3].

By Sex

In 2006, almost three quarters of HIV/AIDS diagnoses among adolescents and adults were for males.

Sex of adults and adolescents with HIV/AIDS diagnosed during 2006



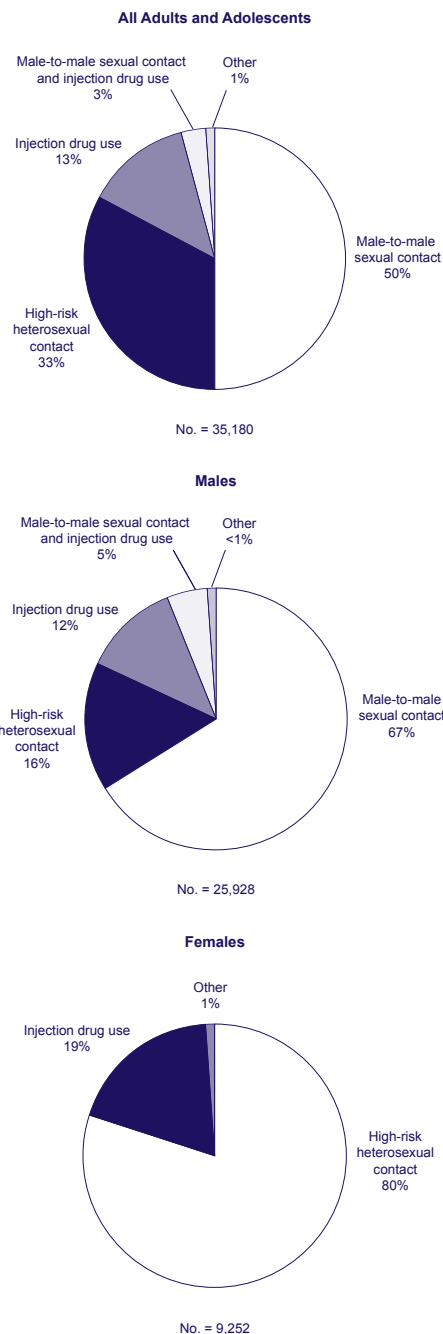
Based on data from 33 states with long-term, confidential name-based HIV reporting.

By Transmission Category

In 2006, the largest estimated proportion of HIV/AIDS diagnoses among adults and adolescents were for men who have sex with men (MSM), followed by persons infected through high-risk heterosexual contact.

*The most recent year(s) for which these data are available.

Transmission categories of adults and adolescents with HIV/AIDS diagnosed during 2006



Based on data from 33 states with long-term, confidential name-based HIV reporting.



1-800-CDC-INFO (232-4636)
In English, en Español
24 Hours/Day
cdcinfo@cdc.gov
<http://www.cdc.gov/hiv>



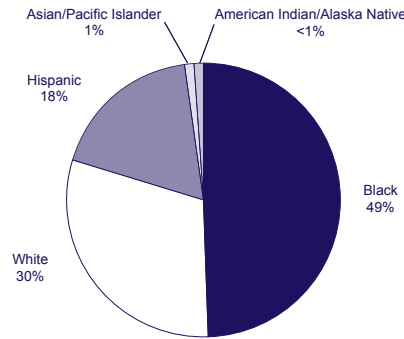
REFERENCES

1. Glynn M, Rhodes P. Estimated HIV prevalence in the United States at the end of 2003. National HIV Prevention Conference; June 2005; Atlanta. Abstract T1-B1101. <http://www.aegis.com/conferences/NHIVPC/2005/T1-B1101.html>.
2. CDC. HIV/AIDS Surveillance Report, 2006. Vol. 18. Atlanta: US Department of Health and Human Services, CDC; 2008. <http://www.cdc.gov/hiv>.
3. Hall HI, Ruiguang S, Rhodes P, et al. Estimation of HIV incidence in the United States. *JAMA*. 2008;300:520-529.

By Race/Ethnicity

Although blacks, or African Americans, made up only 13% of the population in the 33 states, they accounted for almost half of the estimated number of HIV/AIDS diagnoses made during 2006.

Race/ethnicity of persons (including children) with HIV/AIDS diagnosed during 2006



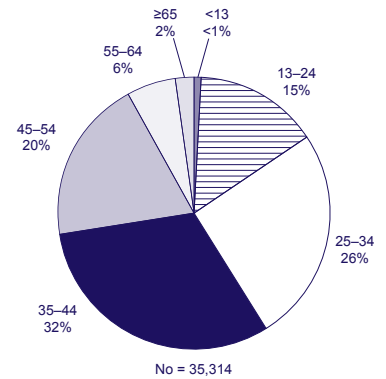
No. = 35,314

Based on data from 33 states with long-term, confidential name-based HIV reporting.

By Age

In 2006, persons aged 25–34 and persons aged 35–44 accounted for the largest proportions of newly diagnosed HIV/AIDS cases.

Age of persons with HIV/AIDS diagnosed during 2006



No. = 35,314

Based on data from 33 states with long-term, confidential name-based HIV reporting.

Trends in AIDS Diagnoses and Deaths

During the mid-to-late 1990s, advances in HIV treatments slowed the progression of HIV infection to AIDS and led to dramatic decreases in deaths among persons with AIDS living in the 50 states and the District of Columbia. In general, the trend in the estimated numbers of AIDS cases and deaths remained stable from 2002 through 2005. Estimates for 2006 suggest that the number of AIDS cases remained stable and that the number of deaths decreased; however, it is too early to determine whether this trend will hold. Better treatments have also led to an increase in the number of persons who are living with AIDS.

Estimated numbers of AIDS diagnoses, deaths, and persons living with AIDS, 2002–2006

	2002	2003	2004	2005	2006	Cumulative 1981–2006
AIDS diagnoses	38,132	38,538	37,726	36,552	36,828	982,498
Deaths of persons with AIDS	16,948	16,690	16,395	16,268	14,016	545,805
Persons living with AIDS	350,419	372,267	393,598	413,882	436,693	NA

NA, not applicable (the values given for each year are cumulative).
Based on data for the 50 states and the District of Columbia.

For more information, including details regarding the 33 states with long-term confidential name-based HIV reporting, visit the CDC HIV/AIDS Statistics and Surveillance Web site at <http://www.cdc.gov/hiv/topics/surveillance>.

HIV/AIDS RESOURCES

CDC HIV/AIDS

<http://www.cdc.gov/hiv>
CDC HIV/AIDS resources

CDC-INFO

1-800-232-4636

Information about personal risk and where to get an HIV test

CDC National HIV Testing Resources

<http://www.hivtest.org>

Location of HIV testing sites

CDC National Prevention Information Network (NPIN)

1-800-458-5231

<http://www.cdcnpin.org>

CDC resources, technical assistance, and publications

AIDSinfo

1-800-448-0440

<http://www.aidsinfo.nih.gov>

Resources on HIV/AIDS treatment and clinical trials