

NORTH TEXAS HEALTH & SCIENCE


Spring 2007

A Quarterly Magazine of UNT Health Science Center



Reason to Hope

Researchers move us closer to a world without Alzheimer's disease



REASON to HOPE

4



**THE SILENT
MASS DISASTER**

An epidemic of unidentified missing persons motivates DNA Lab analysts to help families find closure.

6



**CREATING *a*
NEW CORE
RESEARCH FACILITY**

Musculoskeletal injuries cost \$254 billion every year. We're working to treat them more effectively.

10



**CAMPUS MASTER
PLAN ENTERS
FINAL PHASES**

Improvements will accommodate student growth and unify campus with the Cultural District.

13

- 14 UNT HEALTH UPDATE
- 15 NEWS
- 17 KUDOS
- 19 CALENDAR

MESSAGE *from the* PRESIDENT



Welcome to the first edition of our quarterly magazine for friends of the UNT Health Science Center. We hope you will find it an interesting and informative peek into the many great activities we have going on at our Fort Worth campus.

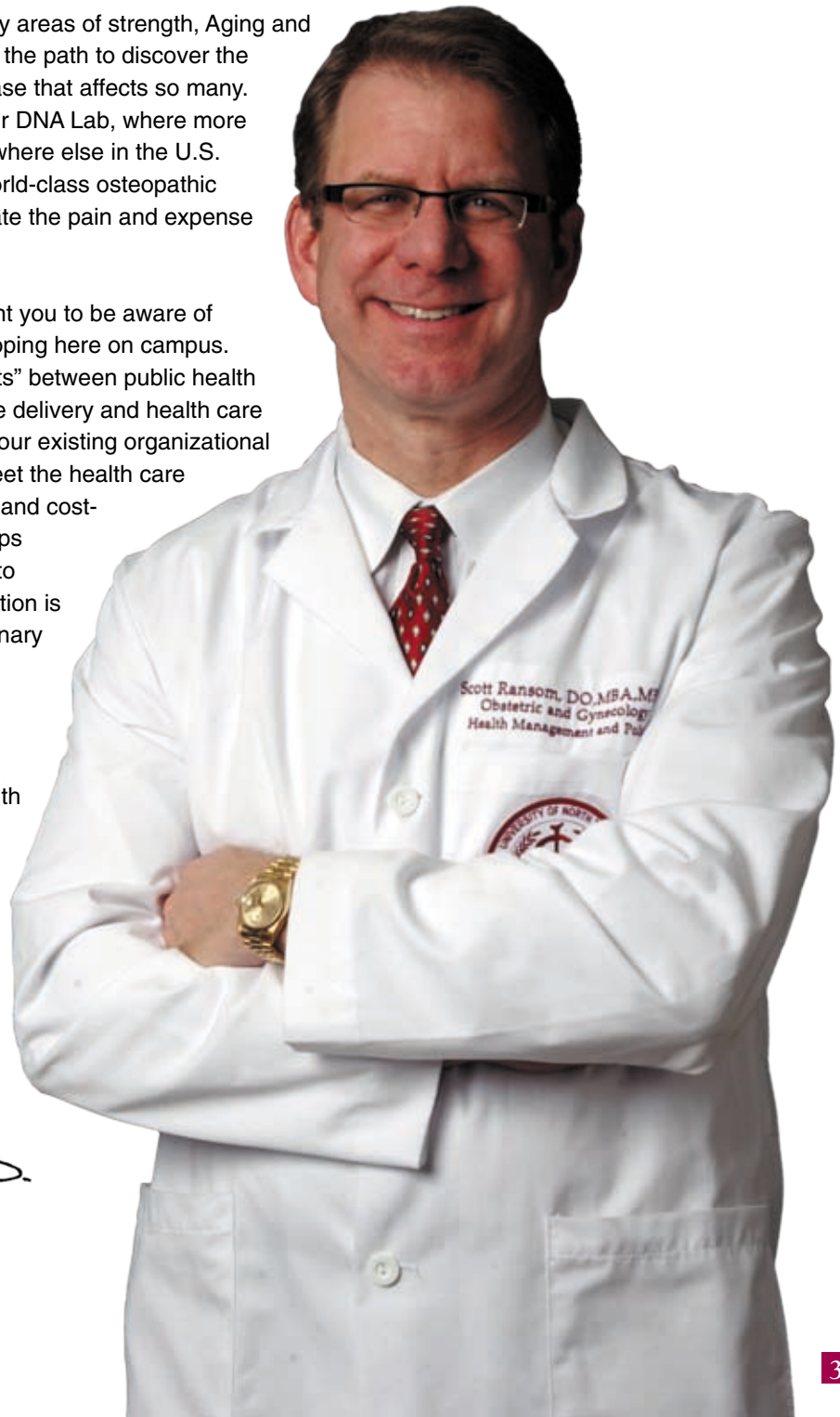
Every three months we will highlight some of the latest news from the programs and people of the Texas College of Osteopathic Medicine, Graduate School of Biomedical Sciences, School of Public Health, Physician Assistant Studies, and School of Health Professions. In addition, you'll see the latest from our physician practice, UNT Health; our research enterprise; and our community engagement activities.

In this first issue, we spotlight one of our key areas of strength, Aging and Alzheimer's disease. Learn how we are on the path to discover the causes of and new treatments for this disease that affects so many. In addition, we take you into the world of our DNA Lab, where more "cold hit" identifications are made than anywhere else in the U.S. And, we report on our work to develop a world-class osteopathic and physical medicine center to help alleviate the pain and expense associated with musculoskeletal disorders.

Speaking of world-class endeavors, we want you to be aware of the Health Institutes of Texas we are developing here on campus. This three-center concept "connects the dots" between public health statistics, translational research, health care delivery and health care provider training. Conceived to expand on our existing organizational strengths, this new focus will allow us to meet the health care needs of Texans and beyond in a very new and cost-effective way. It will allow us to fill in the gaps of existing knowledge and speed solutions to physicians and patients. No other organization is better poised to take on such a multidisciplinary approach to the nation's fragmented health system. Look for our next issue to give you details and update you on progress.

Thank you for your interest in the UNT Health Science Center. Please don't hesitate to call upon me if you have comments or suggestions. E-mail me at Scott.Ransom@hsc.unt.edu. I look forward to hearing from you!

A handwritten signature in black ink that reads "Scott B. Ransom, DO".



REASON *to* HOPE

RESEARCHERS SEEK ALZHEIMER'S DISEASE PREVENTION AND TREATMENT



Imagine watching your mother, who has always been generous and kind, suddenly become demanding and selfish. While most people associate Alzheimer's disease with forgetfulness, that is only one of the symptoms families must cope with. Losing your keys is one thing, but not recognizing your children or grandchildren is quite another. Caring for a loved one with Alzheimer's disease is not for the faint of heart.

Alzheimer's disease, which robs people of their short-term memory and ultimately their independence, affects 4.5 million Americans, according to the Alzheimer's Association, and that number is expected to grow.

The toll it takes is not just on those with the disease though. According to the Alzheimer's Association, seven out of 10 people with Alzheimer's live at home, and almost 75 percent of their care is provided by family and friends. The remainder of their care is provided by health care professionals, and the families pay almost all of those costs themselves.

While a few drugs treating this devastating disease have recently entered the market, they treat only mild cases and address only some symptoms. But there may be better treatments on the horizon, as well as prevention.

In the Department of Pharmacology and Neuroscience, the intricate inner workings of the brain that most people take for granted are scrutinized daily by nationally recognized scientists who are working to unravel the mysteries of Alzheimer's.

"The research that we do will impact the future of treatment and prevention of Alzheimer's disease — period," said James Simpkins, PhD, chair of Pharmacology and Neuroscience and director of the Health Science Center's Institute for Aging and Alzheimer's Disease Research. For those who have watched a loved one struggle with this devastating condition, that's reason to hope.

Currently, Dr. Simpkins and his team of researchers are laying the groundwork for discovering how to



Dr. James Simpkins consults with a volunteer research subject about how she can help future generations avoid Alzheimer's.

treat and prevent Alzheimer's disease, thanks to two program project grants funded by the National Institutes of Health. These highly competitive, prestigious grants indicate both the respect the team has earned from the nation's leading scientists and the importance of its work. One focuses on brain aging, the other on possible treatments.

Understanding how the brain ages

The first program project grant studies how the brain ages, an important first step toward understanding what goes wrong when a person develops Alzheimer's disease.

Since the brain is responsible for regulating and maintaining everything from emotions and behavior to ensuring that the lungs continue to breathe and the heart keeps beating, it is not surprising that when such a complicated organ begins to age, a number of functions are affected. Just as each individual brain is unique, so is the way it ages, which makes it important to understand all of the different factors that may impact normal brain aging, Dr. Simpkins explained.

In this study, Dr. Simpkins is investigating the normal role of estrogens in brain structure and function during aging. His research addresses the impact of estrogen loss at menopause on cognitive decline, nerve cell loss and the changes in the brain that occur in Alzheimer's disease.



Dr. James Simpkins, center, and his research team work daily to find the cause of Alzheimer's and ways to prevent and treat this disease.

Peter Koulen, PhD, associate professor of pharmacology and neuroscience, and director of the North Texas Eye Research Institute, is studying a specific set of proteins inside nerve cells that are critical to the cells' functions. These influence the behavior of nerve cells affected with Alzheimer's disease and other age-related cognitive impairments.

"What exactly goes wrong when someone develops Alzheimer's disease?" Dr. Koulen asked, reflecting the goal of his research. "Why do brain cells die? How can I protect them? We all want to answer these questions in time for our children to benefit from our work. I hope to produce results during my parents' lifetime."

Did you know...

... Alzheimer's takes an enormous toll on society. Estimated direct and indirect costs of caring for the 4.5 million Americans with Alzheimer's disease are currently at least \$100 billion annually.

... by 2030, when our entire baby boom generation is over 65, the number of Americans with Alzheimer's will soar to levels that may exceed our ability to absorb the added cost.

Source: National Institute on Aging and the Alzheimer's Association

The researchers hope their efforts will lead to improved quality of life for those suffering from Alzheimer's disease, and possibly they will even learn how to prevent or delay its onset.

The next generation of therapy

In 2005, the Department of Pharmacology and Neuroscience, along with researchers at the

University of Florida at Gainesville and Washington University in St. Louis, received a second program project grant from the National Institute on Aging to study possible treatments for Alzheimer's disease.

Dr. Simpkins is developing a non-feminizing estrogen that also has shown promise in an early prevention study of women. In the clinical trial for this compound, people are given the compound before they develop Alzheimer's disease to see if treatment can delay the onset of the disease or slow its progression.

In his component of this project, Dr. Koulen is studying plant lipid, or fat, compounds that protect brain cells from death. Once he determines how the lipids work, Dr. Koulen hopes to develop a compound to help treat Alzheimer's disease by protecting brain cells from dying.

Finally, UNT Health Science Center researchers are working daily to develop novel, reliable ways to test for the development of Alzheimer's disease before the onset of symptoms. The early detection of cognitive problems is crucial to the effective treatment of Alzheimer's disease.

In a unique clinical study, Dr. Koulen and his colleagues are developing an easy-to-use, touch-screen computer method for screening individuals for thinking and memory problems long before any symptoms appear.

This combination of study of how the brain ages and why Alzheimer's disease affects patients as it does, development of innovative therapeutics to prevent and treat Alzheimer's disease, and early testing to detect the disease as soon as possible will ensure longer, healthier lives for generations to come.

THE NATION'S SILENT MASS DISASTER

MISSING PERSONS AND UNIDENTIFIED REMAINS

by Nancy Ritter • NIJ Journal No. 256 • January 2007



If you ask most Americans about a mass disaster, they're likely to think of the 9/11 attacks on the World Trade Center, Hurricane Katrina, or the Southeast Asian tsunami. Very few people — including law enforcement officials — would think of the number of missing persons and unidentified human remains in our nation as a crisis. It is, however, what experts call “a mass disaster over time.”

The facts are sobering. On any given day, there are as many as 100,000 active missing persons cases in the United States. Every year, tens of thousands of people vanish under suspicious circumstances. But only 15 percent of these cases have been entered into the FBI's National Crime Information Center (NCIC) database.

Many of the people who go missing in the United States are victims of homicide. Although the conventional approach to locating a missing person is to initiate a criminal investigation into the disappearance, in many cases, the investigation begins at a different point — when human remains are found.

This is where the Center for Human Identification (CHI) steps in. Located at the University of North Texas Health Science Center, CHI is one of NIJ's (National Institute of Justice) largest and most exciting DNA projects. At CHI's laboratory in Fort Worth, state and local law enforcement agencies can have nuclear and mitochondrial DNA (mtDNA) testing performed on skeletal remains and on missing persons' family and direct reference samples. Experts at CHI's Laboratory for Forensic Anthropology on the UNT Denton campus, such as Harrell Gill-King, PhD, also perform anthropological examinations on unidentified human remains to determine manner and cause of death. All of this testing is free.

NIJ's funding of this revolutionary project means that every jurisdiction in the United States has access to one of the few laboratories in the country that can search mtDNA and short tandem repeat (STR)

profiles in the CODIS (Combined DNA Index System) database.

It also means that Melody Reilly can finally stop looking for her brother.

A long search ended

Melody Reilly's brother, Shawn, was murdered in the summer of 2005. His body was dumped in a field in rural Bastrop County, Texas, and was extremely decomposed when found. A year later, the Center for Human Identification identified Shawn's body from his DNA. Here is the letter that Melody wrote to George Adams, program manager for CHI, after the men who killed her brother were convicted.


Dear Mr. Adams,

I just want to tell you how much your office's work means to me, my sisters, our husbands, children, and extended family. Also on behalf of our parents, who are no longer here; but I am sure they appreciate your efforts, as well.

My sister Michelle and I were in court during the trial last week, and it was so comforting to see the people who worked so hard to identify my brother's remains.

My brother, Shawn, was an amazing and special person who ended up in the company of the wrong, and the worst, people. What our family has gone through is almost the worst you can imagine wondering where Shawn was, hoping the remains were not his. The only thing worse is the terrible thought of not knowing where my brother is now. I wish he was here next to me, laughing and smiling, but unfortunately that is no longer possible. What your office did to identify my brother and allow us to bring his remains home is something I can never repay or express enough gratitude for. It really scares me to think we could be in a completely different place right now.

Continued on page 8



We feel badly because we put so much pressure — sometimes daily — on Investigator Yarbrough to give us some answers from August through March, and he tried his best to keep us calm. I didn't realize how much work and time it takes to identify someone, and I am now happy that your office took every day and every minute they needed to get it done properly.

Please pass my thoughts on to those involved and let them know their work is important and invaluable. I am attaching a photo of Shawn so maybe you and they can have a nicer image of him.

Melody Reilly

When Adams is asked about hits like the Shawn Reilly case, he paraphrases Vernon Geberth from “Practical Homicide Investigation: Tactics, Procedures, and Forensic Techniques.” “Solving a cold case [like Shawn’s] is not a matter of chance or luck. It is quite simply a matter of design and protocol.”

The “design” Adams refers to is the CODIS database. The “protocol” works like this: A person goes missing; if he or she is not found within 30 days, a family reference sample is obtained. The sample can take either of two forms — a DNA sample from a close relative (obtained by a simple, noninvasive cheek swab) or from a personal item belonging to the missing person (such as hair from a comb or saliva from a toothbrush). The sample is then sent to the lab, and the DNA is analyzed.

Did you know the DNA Identity Lab at the UNT Health Science Center ...

... is the only academic center in the U.S. that has a DNA “crime laboratory” qualified to contribute DNA samples to the FBI’s National Missing Persons Database and access its Combined DNA Indexing System (CODIS). (The other two institutions are the FBI and the California State Lab.)

... is a state and national leader in developing and using the most advanced technologies for human identification, paternity testing and testing for Lyme disease.

... houses the Texas Missing Persons DNA Database, one of only 10 accredited crime labs in Texas.

... recently began using the same DNA identification technology created to identify victims of the World Trade Center attack.

Source: UNT Health Science Center

The results or “profiles” are then loaded into the database.

Simultaneously, human remains found throughout the country are being sent to CHI’s lab for analysis




and uploading into the database. DNA profiles from missing persons or their families are compared with unidentified human remains in the CODIS database. “If we already have the family reference sample, we will get a match,” Adams said. No longer does solving a missing persons or unidentified human remains case have to depend on a break in the investigation, he added, “because we now have the design and protocol of pure science.”

But the database will help solve cases only if profiles from DNA samples and recovered human remains are submitted for analysis and uploaded into the system. “We’ve seen a tremendous increase in the number of remains samples, but we really need to work on getting family reference samples,” said Arthur Eisenberg, PhD, director of CHI and a member of NIJ’s Missing Persons National Task Force. “If families don’t send reference or biological samples — which at this stage must be collected by a law enforcement official — human remains cannot be identified.”

To facilitate this process, NIJ has funded CHI’s development of two DNA sample collection kits: one for family reference samples and the other for collecting and transporting human remains. Both kits are available free of charge to any police department, medical examiner, or coroner in the United States. As of July 2006, more than 4,000 family reference sample kits had been disseminated, and CHI had received more than 680 unidentified human remains and more than 1,600 family reference samples. Importantly, the lab now uses robots, which will allow the number of DNA analyses to skyrocket: one robot, for example, will be able to analyze 17,800 DNA samples per year.

Addendum: Since publication of this article in January, the UNT Health Science Center’s DNA Identity Lab was awarded an additional \$819,081 from the National Institute of Justice for developing improved capacity in the lab. The grant lasts through September 30.

About the Author: Nancy Ritter is a writer/editor at the National Institute of Justice and editor of the *NIJ Journal*. This edited version of the original article, which can be found at www.ojp.usdoj.gov/nij/journals/256/missing-persons.html#note2, has been reprinted with her permission.



Dr. Art Eisenberg uses new robot technology in the DNA Lab to help law enforcement officials solve missing persons cases.

DNA Lab to be featured on Texas PBS series

A segment for a new Texas PBS series called “State of Tomorrow” was filmed in the UNT Health Science Center’s DNA Identity Lab in February.

Art Eisenberg, PhD, director of the DNA Identity Lab, and John Planz, PhD, assistant director of the DNA Identity Lab, were both interviewed for the segment, titled “Skeletons in the Closet.”

The segment will highlight the work the DNA lab does in tandem with Harrell Gill-King, PhD, director of the UNT Laboratory of Forensic Anthropology and Human Identification in Denton — the two labs together make up the UNT System Center for Human Identification.

The 10-minute segment will run as part of one of the series’ 30-minute episodes. The 13-episode series is scheduled to launch the week of April 8 in all 13 Texas PBS markets.

“State of Tomorrow” features up-and-coming technologies and practices in the state of Texas in areas including disaster relief and environmental quality, among others. Each segment includes work conducted at institutes of higher education around the state.

CREATING *a* PHYSICAL MEDICINE CORE RESEARCH FACILITY


IF NOT HERE, WHERE? IF NOT NOW, WHEN?



UNT Health Science Center and its Texas College of Osteopathic Medicine are already home to the national Osteopathic Research Center, and faculty members have recently earned more than \$10 million for groundbreaking musculoskeletal research. School leaders, alumni and students believe there's no time like the present to take the next step.

UNT Health Science Center President Scott Ransom had been on the job a little more than a month last September when he placed research, educational, and clinical programs in musculoskeletal and physical medicine among four institutional growth priorities for the coming year.

He said the time was right to leverage the school's existing leadership in osteopathic medicine research, take advantage of expertise within a new Department of Orthopaedics, and make significant progress in generating the research proof needed for increased validation of — and reimbursement for — the DO's unique patient care skill of osteopathic manipulative treatment.



“Evidence-based practice is an essential part of competent medical care. Our core research facility will be a huge step in advancing this for osteopathic manipulative treatment.”

Erika LeBaron
TCOM Class of 2010
Campaign Phone-a-thon Volunteer

In October, Dr. Ransom allocated \$1 million in institutional funds toward creating a world-class facility dedicated to “bench-to-bedside” musculoskeletal and physical medicine research.

“We've already been designated as our profession's national research center. To achieve the next level of recognition, we need to launch new programs in continuing medical education, broaden our patient care capabilities and initiate more research programs in state-of-the-art facilities on our campus. If not here, where? If not now, when?”



Russell Gamber, DO, MPH
Professor of Manipulative Medicine
Campaign Steering Committee Member

In December, the Osteopathic Heritage Foundation awarded a \$1.5 million grant to help construct the new facility's research laboratory and to acquire a metabolic and visual motion analysis system.

With the total cost of constructing and outfitting the new 7,000-square-foot facility estimated at \$5 million, a volunteer committee of alumni and current and former faculty formed in January to spearhead a fundraising campaign to secure the second \$2.5 million needed to turn a blueprint into reality by January 2009.

The new Physical Medicine Core Research Facility will be located in the Center for BioHealth.



The first phase of the campaign, going on now, is focused on building awareness among TCOM alumni, with hopes of eliciting \$200,000 in donations.

“It’s vital that osteopathic medical students have the greatest exposure to manipulative and physical medicine, and develop the comfort levels to use these skills regardless of the specialties they choose to pursue. This facility and its benefits will fulfill that purpose, and I’m proud to be a part of the effort.”



Ashley M. Classen, DO
TCOM Class of 1978
Trinity Pain Medicine Associates of Fort Worth
Campaign Phone-a-thon Donor

To kick off this unprecedented effort, 75 first- and second-year medical students called TCOM alumni in January to ask them to contribute to the cause. By the last night of the phone-a-thon, enthusiasm among the students for the opportunity to talk to their future colleagues person-to-person ran high. They garnered almost \$52,000 in alumni pledges, which earned another \$24,000 in matching funds from a foundation managed by JP Morgan/Chase Bank, for a grand total of \$76,376. An extra benefit: several students got invitations for their upcoming clinical rotations from the alumni.

Editor’s note: We began our fund-raising efforts under the name Institute for Musculoskeletal Medicine. After discussion with our clinical researchers and the major funder, the Osteopathic Heritage Foundation, it has been determined that the more appropriate title is the Osteopathic Heritage Foundation Physical Medicine Core Research Facility. With a human performance laboratory and biomechanics laboratory, the facility will support the work of all musculoskeletal research conducted at the Health Science Center, including the Osteopathic Research Center.



Did you know ...

... the musculoskeletal system – muscles, bones and joints – makes up more than 65 percent of the human body.

... quality of life for one in every seven Americans is restricted by some sort of musculoskeletal condition. Problems such as arthritis, back pain, osteoporosis, athletic injuries, hip and knee pain, fracture and childhood musculoskeletal issues are the No. 1 reason for visiting a doctor.

... because of the interconnectedness of the human body, musculoskeletal disorders contribute to the frequency and severity of many debilitating and costly illnesses. Adult pneumonia, asthma, migraine, childhood ear infections, carpal tunnel syndrome and complications during pregnancy are the most common.

... in the United States, musculoskeletal conditions and injuries cost our society an estimated \$254 billion every year. That’s about 102 million visits to physicians’ offices, 10 million hospital outpatient visits, 25 million emergency department visits, plus medications and lost work time.

... 2000-2010 is the International Bone and Joint Decade. In the United States, hundreds of healthcare professional and patient organizations, medical schools, government agencies and industries are magnifying their efforts to raise public awareness, increase research, and improve diagnosis and treatment.

Sources: www.usbjd.org, Osteopathic Research Center

LEAD DONORS

This list reflects gifts and pledges processed by the Office of Institutional Advancement as of Feb. 1, 2007.
Alumni are indicated by their class year.

Dr. Gonzalo Aillon 1998
Dr. Heather Akins 1998
Dr. Thang An 1994
Dr. Saundra Anderson 1990
Dr. Mark Baker 1976
Dr. Steven Bander 1982
Dr. Pavani Bellary 2001
Dr. Tess Bobo 1995
Dr. David Brabham 2004
Dr. Kirandeep Brar 2006
Dr. David Brickey 1991
Dr. Glen Brookshire 1993
Dr. John Brown 1995
Dr. Steve Buchanan 1982
Dr. Joseph Burke 1982
Dr. Jeffrey Butts 1989
Dr. Mary Caffrey 1987
Dr. Beth Cardosi 1996
Dr. Jobey Claborn 1974
Dr. Gary Clark 1999
Dr. Ashley Classen 1978
Dr. C. Cole 1996
Dr. Sam Copeland 1981
Dr. John Cowsar 1979
Dr. William Cudd 1982
Dr. Brian Dach 2000
Dr. Tri Dang 1999
Dr. Robert DeLuca 1984
Dr. Rahul Dewan 1981
Dr. Jennifer Doumas 1988
Dr. Michael Duchamp 1990
Dr. Melinda Duncan 1976
Dr. David Eckberg 1978
Dr. David Ellis 1979
Dr. Wayne English Jr.
Dr. Jim Froelich 1981
Dr. Alfred Frye 1987
Dr. Russell Gamber
Dr. Gerald George 1995
Dr. Robert Goldsteen 1993
Dr. Julie Greene 1992
Dr. Manuel Griego 1978
Dr. Charles Hall 1985
Dr. Patrick Hanford 1983
Dr. David Harmon 1989
Dr. Calvin Harris 1985
Dr. Jessie Hicks 1996
Dr. Shelley Howell 1974
Dr. Cindy Hutson 1996
Dr. Jamie Inman 1995
Dr. Abdul Itani 1989
Dr. John James 1978
Dr. Martin Jennings 1975
Dr. Mohammed Kabir 1996
Dr. Hollis King 1983
Dr. Ellen Klandrud 1987
Dr. Mark Klucka 1983

Dr. George Knapp 1982
Dr. Bernadette Kohn 1981
Dr. James Kravetz 1978
Dr. Steven Kriner 1989
Dr. Jay Kugler 1996
Dr. Richard Leggett 1996
Dr. A. Ray Lewis 1986
Dr. David Lichtman
Dr. Mary Lillig 1995
Dr. Jacqueline Livingston 1980
Dr. Robert Lynch 1992
Dr. Michael Lyons 1996
Dr. Scott McKeon 2000
Dr. Ricky McShane 1996
Dr. Melissa Miskell 1996
Dr. James Mitchell 1983
Dr. Lisa Nash 1991
Dr. Jay Pearce 1987
Dr. Oscar Perez 1996
Dr. Horace Petersen 1982
Dr. William Pistel 1991
Dr. Gerald Ray 1996
Dr. Bart Robbins 1998
Dr. Michael Robertson 1996
Dr. Dennis Robinson 1985
Dr. Ronald Royce 1985
Dr. Paul Saenz 1986
Dr. Nancy Salmon-Free 1984
Dr. Sarah Scheel 1994
Dr. Gregory Selenke 1994
Dr. Larry Sharp 1983
Dr. Milan Sheth 1999
Dr. Robert Simonson 1981
Dr. H. Gerhart Smith 1979
Dr. Lenora Smith 2000
Dr. Michael Smith
Dr. Monte Smith 1989
Dr. Larae Stemmerman 1997
Dr. Renee Stock 1999
Dr. Scott and Myra Stoll 1990
Dr. Ramana Surya 1998
Dr. Leon Swift 1987
Dr. Joseph Szczytowski 2001
Dr. Stephen Taylor 1985
Dr. David Teitelbaum 1984
Dr. Ralph Templin 1987
Dr. R. Thomas 1980
Dr. Brian Treuhaf 2000
Dr. Jordan Turner 1999
Dr. Fang Wang 2001
Dr. Ned Warner 2000
Dr. William West 1978
Dr. Carrol Wheat 1978
Dr. Norman Whisenant 1995
Dr. Loraine Yeoham 1984
Dr. Gina Zanchelli-Astran 2002

Special thanks to our challenge grant donor J.P. Morgan/Chase Bank

Campaign Steering Committee

Chair

Robert DeLuca, DO, TCOM '84, Family Medicine; president, TCOM Alumni Association.

Mark Baker, DO, TCOM '75, Diagnostic Radiology; member of the UNTHSC Foundation Board of Directors.

Wayne English, DO, Physical Medicine and Rehabilitation; former TCOM faculty member; past president, American Academy of Osteopathy.

Russell Gamber, DO, MPH, professor of Manipulative Medicine, UNTHSC.

Hollis King, DO, PhD, TCOM '83, associate executive director of the Osteopathic Research Center, UNTHSC.

David Litchman, MD, chair of Orthopaedics, UNTHSC.

Paul Saenz, DO, TCOM '86, Sports Medicine; team physician for the San Antonio Spurs.

Mike Smith, PhD, chair of Integrative Physiology, UNTHSC.

For more information about the physical medicine research initiative or to contribute to the campaign, contact the Health Science Center's Office of Institutional Advancement at 817-735-2445, 1-800-687-7580 or giving@hsc.unt.edu.

MASTER PLAN PROGRESSES



The UNT Health Science Center's Master Plan has taken shape in the last few months, and a set of new recommendations for the campus was received favorably by the UNT System Board of Regents at its February meeting. Proposed features include:

- *traffic control on Montgomery Street through the use of street-narrowing measures, trees planted along either side of the thoroughway, and turnabouts placed on either end of the street to slow cars*
- *inclusion of landscaped "green spaces" and gathering areas to unify the campus on both sides of Montgomery Street*
- *use of green space and landscaping to blend with that of the museums across Camp Bowie Boulevard, the future Museum Place and the remainder of the Cultural District neighborhood*
- *signage on either end of Montgomery Street to serve as an entryway into the campus*
- *heights of new buildings on the west side of Montgomery Street to be kept at a minimum*

The Health Science Center took possession of the former OMCT property in April 2005, and an Advisory Committee made up of community representatives and Health Science Center representatives was formed in the fall that year. The group has met regularly over the past several months to provide input. In addition, two town halls for public information and input have been held.

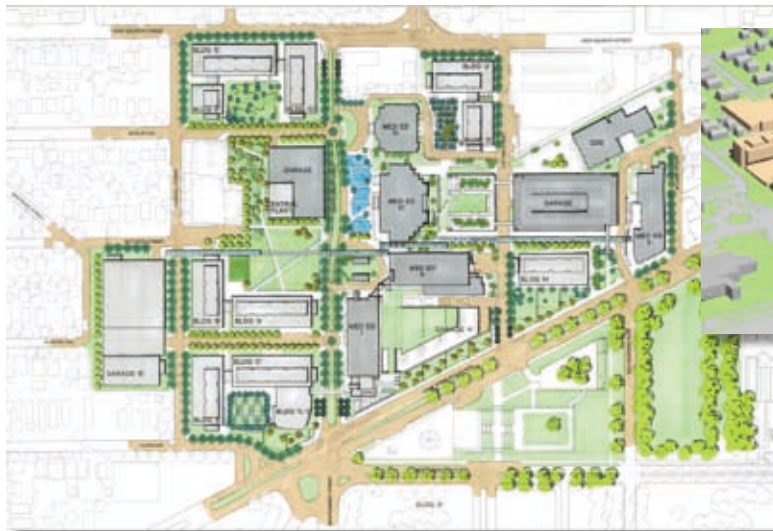
Members of the committee include Garland Asher, representing the Monticello neighborhood; Ed Bass, representing the Cultural District and the Fort Worth Stock Show; Fernando Costa, representing City Planning; Marty Craddock, general neighborhood representative; Geraldine Herman, representing the Arlington Heights neighborhood; Bill Meadows, representing the Fort Worth Stock Show; Cathy Moates, representing the North Hi-Mount neighborhood; Phillip Poole, representing the Associated Businesses of the Cultural District; John Robinson, representing the Carter Foundation and Museum; and Amy Kalina, a Texas College of Osteopathic Medicine student. Nine HSC staff and faculty members are also on the committee.

Carter & Burgess/Polshek Architects are designing the Phase I, 15-year, Campus Master Plan. The plan will take the Health Science Center through June 2021.



Clockwise: Ed Bass makes a point to other Advisory Committee members at a recent meeting.

A public presentation of the final Master Plan concept is tentatively set for April. Regular updates can be viewed at www.hsc.unt.edu/masterplan.



Three-dimensional models show a potential configuration of buildings. A draft "footprint" of the site shows green space and landscaping throughout.



Plenty of organizations speak of themselves as being the “best kept secret.” But, can you name the largest multi-specialty physician practice in Tarrant County? An Ob/Gyn group that delivers enough babies each year to populate the town of Granbury? A group that registers more than 500,000 patient “encounters” each year? One that has the largest staff of psychiatrists in the area? Or, one that, in addition to health care delivery, trains future physicians?

The group that can claim these distinctions, UNT Health, is the physician group affiliated with the University of North Texas Health Science Center. Collectively, the group comprises more than 150 physicians and over 200 healthcare providers seeing patients in 35 clinic settings plus hospitals and surgery centers around Tarrant County.

Find out more

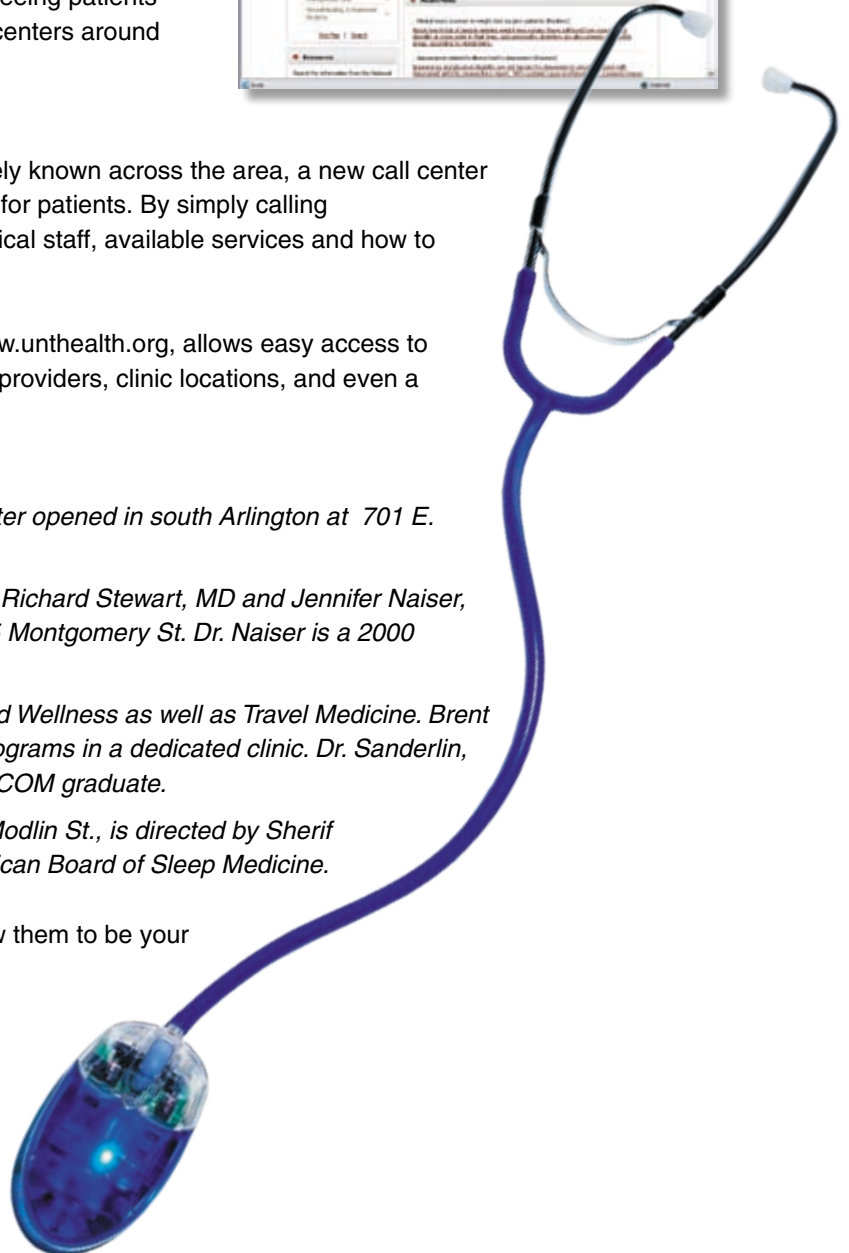
To make UNT Health more accessible and widely known across the area, a new call center has been established as an initial contact point for patients. By simply calling 817-735-DOCS (3627), information on the medical staff, available services and how to make an appointment can be obtained.

Also, the group’s newly-launched Web site, www.unthealth.org, allows easy access to information regarding the physicians and other providers, clinic locations, and even a section for health-related stories in the news.

What’s new

- A new Orthopaedic and Sports Medicine Center opened in south Arlington at 701 E. I-20, in partnership with JPS Health Network.
- Two physicians in interventional cardiology — Richard Stewart, MD and Jennifer Naiser, DO, practicing at the Patient Care Center, 855 Montgomery St. Dr. Naiser is a 2000 TCOM graduate.
- Specialized programs for Executive Health and Wellness as well as Travel Medicine. Brent Sanderlin, DO, provides expertise to these programs in a dedicated clinic. Dr. Sanderlin, a former U.S. Navy flight surgeon, is a 1996 TCOM graduate.
- The UNT Health Sleep Lab, located at 3632 Modlin St., is directed by Sherif Al-Farra, MD, FCCP, a Diplomate of the American Board of Sleep Medicine.

Contact the physicians of UNT Health and allow them to be your partners in good health.



NEWS



A cardiac medical device company is the first client in a joint Health Science Center/TECH Fort Worth program that helps

bring advanced biomedical technology out of the laboratory and into the marketplace. CorInnova, Inc., which is developing and commercializing heart assist technologies that lead to heart recovery rather than heart replacement, has leased a lab and office at the Center for BioHealth on campus, and signed a client services agreement with TECH Fort Worth, a nonprofit incubator for technology startups. In addition to space, the Health Science Center will provide access to research databases, contract and grant management advice, and other services normally available only to university researchers. The company's core technology, invented by Texas A&M University's Dr. John Criscione, is a device that enhances heart recovery through restoration of proper cardiac motion. Recent discoveries indicate that heart maintenance, growth and repair processes are guided by the mechanical stimuli that are restored by the device. If successful, CorInnova's first device would treat heart patients with aberrant cardiac motions, of which there are more than 70,000 annually in the United States. Clinical human trials could begin in 2008.

The Health Science Center and Cook Children's Physician Network have created a partnership to focus on Tarrant County primary care and public health research. In January, researchers and leaders from Tarrant County's premier children's hospital and the North Texas Primary Care Practice-Based Research Network (NorTex), which is housed in the Health Science Center's Department of Family and Community Medicine, established the mission, values, goals and objectives of the Cook Children's/NorTex Interdisciplinary Research Team. The team's disciplines include pediatrics, family medicine, epidemiology, health management and policy, social and behavioral sciences, and the basic sciences. NorTex is a network of more than 70 clinics in North Texas that is directed by Roberto Cardarelli, DO, MPH, assistant professor of family and community medicine at the Health Science Center. Dr. Cardarelli, who received his DO and MPH degrees from the Health Science Center in 1991, has received National Institutes of Health funding through the Health

Science Center's Texas Center for Health Disparities and is active in cardiovascular, HIV/AIDS and preventive research.

Texas College of Osteopathic Medicine's Division of Rural Medicine has launched a new medical



school curriculum designed to meet the unique healthcare needs of Texans in rural areas. The Rural Osteopathic Medical Education of Texas program (ROME) includes training throughout the entire four-year medical school curriculum in the specialty areas needed for rural practice, real-world experience alongside practicing rural physicians and telemedicine. ROME training sites in Texas include Bastrop, Bay City, Bells, Bridgeport, Brownfield, Brownwood, Crockett, Cuero, De Leon, Dublin, Eagle Lake, Eastland, Fairfield, Giddings, Goldthwaite, Goliad, Gonzales, Groesbeck, La Feria, Liberty, Littlefield, Perryton, San Saba, Sweetwater, Trinidad, Tulia and Whitesboro. Of Texas' 177 rural counties, 88 are qualified as Health Professional Shortage Areas and 149 are designated as Medically Underserved Areas by the Texas Department of State Health Services.

During the Health Science Center's 2006 Campus Pride Campaign, faculty and staff joined together in record numbers to raise \$160,000 for student scholarships and the UNTHSC Fund for Excellence. More than 60 percent of the school's workforce donated more than double the hard-earned dollars raised for the UNT Health Science Center's areas of greatest need in the last "family fund drive," which was conducted in 2003.



Debbie Scott cheers for the UNTHSC family at the 2006 Campus Pride Campaign kick-off party. The campaign raised \$160,000.

Continued on page 16



Above, Diana Schulz, the UNT System's 2007 student regent, poses with her parents and UNT administration shortly after being sworn in. Pictured are, from left, UNTHSC President Scott Ransom; UNT Regent Gayle Strange; UNT Regent Al Silva; Diana's mother, Pamela Taylor; Diana, Jim Schulz; Diana's father; and UNT Chancellor Lee Jackson

Diana Schulz, a Health Science Center student pursuing a master of science degree in biomedical science, was appointed by Gov. Rick Perry to serve as the UNT System's second student regent. Authorized by the Texas Legislature in 2005, the student regent holds a one-year term beginning in February and is charged with representing the interests of students as well as the interests of the State of Texas and the university system. While technically not a voting member of the nine-member UNT System Board of Regents, Schulz may serve on task forces, committees and special commissions, and will attend quarterly meetings of the Board of Regents and other activities required by the Office of the Governor and the Texas Higher Education Coordinating Board. The selection of the student regent rotates among the UNT System's Denton, Dallas and Fort Worth campuses.

The Health Science Center was the medial partner for the 2006 D/FW Breast Cancer 3 Day, the 60-mile walk in late October that benefits Susan G. Komen for the Cure. We provided 16 medical crew members. If you visit www.the3day.org, the nationwide event's 2007 "Inspiration" promotional video is posted. Check it out. About half way through the video, you'll see a familiar sight: the corner of Camp Bowie Boulevard and Montgomery Boulevard. Yes, that's our 36-member cheerleading team whooping it up and

giving "high fives" to the walkers of the 2006 event. We're planning to do it all over again this year.



UNTHSC employees cheered on the walkers in the 2006 D/FW Breast Cancer 3 Day as they passed the campus at the corner of Camp Bowie Boulevard and Montgomery Street.

Want more news? More often?

Campus Connection is a free, easy-to-scan newsletter published twice a month for UNT Health Science Center "family and friends."

To subscribe:

- E-mail news@hsc.unt.edu.
- Enter "CC Subscribe" in the subject line
- In your message, provide your first name, last name and preferred e-mail address.

To read online: www.hsc.unt.edu/news/connections

KUDOS

Mark Baker, DO, TCOM '76, president of North Texas Radiology and a longtime member of the UNTHSC Foundation Board of Directors, received the 2006 Dean's Award for Philanthropy during TCOM's Annual Alumni Reunion Weekend. Dr. Baker also serves on the Board of Trustees of the American Osteopathic Association.



one of few such teams designated by the federal government as an Evacuation Team. His team was the first to enter the New Orleans International Airport after Hurricane Katrina and subsequently managed the largest airlift rescue in history. That experience motivated Dr. Thornton and his colleagues to establish a new subspecialty board dedicated to the needs and training of responders who can organize and coordinate planning with the government and the private sector during a terrorist attack or natural disaster.



Marcus Martin, MA, PhD, MPH, SPH '03, is founding director of the J. McDonald Williams Institute, the research arm of the Foundation for Community Empowerment in Dallas. The foundation's goals are to transform low-income neighborhoods in Dallas and to build a replicable model for urban revitalization. In October, Dr. Martin released a new research tool, the Wholeness Index, which measures disparities based on 12 factors related to education, housing, economics and crime. For each category, a wholeness score is assigned based on how far the city is from being equal in all neighborhoods. Dallas' overall score was 63.56 out of 100. A copy of the summary report, "Is Dallas a Whole City?", is available at www.thewilliamsinstitute.org.



Johnathan David Tune, PhD, GSBS '97, will present the keynote address, "Heart of the Matter: Coronary Dysfunction in Obesity and Insulin," at the UNT Health Science Center's 15th Annual Research Appreciation Day on April 6. Dr. Tune is associate professor of Cellular and Integrative Physiology at Indiana University School of Medicine.

AI Yurvati, DO, TCOM '86, chair of surgery at TCOM, received the 2006 Dean's Award for Distinguished Service during TCOM's Annual Alumni Reunion Weekend. Dr. Yurvati, who is vice chair of the American Osteopathic Board of Surgery, was also recently elected to the Board of Governors of the American College of Osteopathic Surgeons to represent the Cardiothoracic/Vascular Division. This is the first time that a physician has served on both boards simultaneously.



Martin Thornton, DO, TCOM '82, is a founding member of the new American Board of Disaster Medicine, instituted by the American Board of Physician Specialties in 2006. Dr. Thornton belongs to the Texas Disaster Medical Assistance Team 4,

Six Physician Assistant students took first and third places at the Texas Academy of Physician Assistants Challenge Bowl Championship at the annual statewide PA conference in Dallas in February. It was the first time that all seven of the PA programs in Texas competed in the game show-style competition that tested the students on their knowledge of basic science and clinical subjects,

Continued on page 18

and the first time our PA students earned top honors. Bringing home the gold were the 3 Amigos Team of **Matt Boutte, PA 2009; Michael Isenberg, PA 2009;** and **Russell Smith, PA 2008**. Bronze winners were the DNR Team of PA 2009 students **Gabriel Petty, Gabriel Schleich** and **Laura Draper**.



TCOM alumni are appointed to both U.S. physician licensing boards. **Sheryl Bushman, DO, TCOM '84**, an obstetrician/gynecologist in St. Louis, Mo., is serving a two-year term as chair of the National Board of Osteopathic Medical Examiners, the not-for-profit

corporation that administers the Comprehensive Osteopathic Medical Licensing Examination, the primary pathway by which osteopathic physicians have applied for licensure to practice since 1935. She is the first woman to hold the 21-member board's top leadership position. Dr. Bushman is also medical director of clinical transformation for the Genesis Project of the Sisters of Mercy Health System, which is implementing an electronic medical record system through the system's 10 largest hospitals and many more small hospitals in four states. **David Garza, DO, TCOM '89**, a family physician in Laredo, has begun a four-year term on the National Board of Medical Examiners, which manages the U.S. Medical Licensing Examination that is taken by both DOs and MDs. He and Ron Blanck, DO, former president of the UNT Health Science Center, are the only osteopathic physicians currently serving on the 80-member board. Dr. Garza previously served seven years on the Texas Medical Board.



Fifteen UNT Health physicians were chosen by their peers as "Texas Super Docs" for the December 2006 issue of *Texas Monthly*. More than 40,000 medical professionals were asked to nominate one or more doctors, other than themselves, for the list, based on the question, "If you needed medical care, which doctor would you choose?" Listed in the magazine were **Ralph Anderson, MD, Kathleen Crowley, MD, and Douglas Tatum, MD,** Obstetrics/Gynecology; **Sam Buchanan, DO, TCOM '75,** General Surgery; **John Fling, MD,** Pediatrics; **David Lichtman, MD,** and **Russell Wagner, MD,** Orthopaedics; **Alan Podawiltz, DO,** Psychiatry; **Bernard Rubin, DO,** and **Stephen Weis, DO,** Internal Medicine; **Frederick Schaller, DO,** and

Martin Weiss, DO, Cardiology. UNT Health doctors chosen for the list but not appearing in the publication included **David Orr, DO, TCOM '94,** Neurology; **Craig Spellman, PhD, DO, TCOM '91,** Internal Medicine; and **Stephen Urban, DO,** Family Medicine.

A number of TCOM alumni and faculty members have earned prestigious seats in the American Osteopathic Association's Mentor Hall of Fame. Inducted in 2006 were: **Sam Buchanan, DO, TCOM '75; Steve Buchanan, DO, TCOM '82;** and **Sheryl Bushman, DO, TCOM '84.** Also inducted was Osteopathic Manipulative Medicine Professor **John Licciardone, DO, MPH.** Alumni inducted in 2004 and 2005 include: **Ira Azneer, DO, TCOM '82; Bryan Beck, DO, TCOM '80; Cyril Blavo, DO, MPH, TCOM '84; William Thomas Crow, DO, TCOM '87; James DiRenna Sr., DO, TCOM '81; and Allen Jacobs, DO, PhD, TCOM '83.** Faculty honorees include Chief of Geriatrics **Janice Knebl, DO, MBA;** Associate Professor of Surgery **Irvine Prather, DO;** Professor of Family Medicine **Phillip Saperstein, DO;** and Emeritus Professor of Family Medicine **T. Eugene Zachary, DO.**

www.hsc.unt.edu

Your source for:

- What's new
- Who's who
- When it's happening

SAVE *the* DATE

**April 6**

15th Annual Research Appreciation Day
Center for BioHealth, 2nd Floor
UNTHSC Campus

April 9

UNTHSC President's Invitational Golf Tournament
Ridglea Country Club
Fort Worth

May 19

Commencement
Fort Worth Convention Center Auditorium

May 31-June 2

2nd Annual Health Disparities Conference
UNTHSC Campus

August 18

Inauguration of President Scott B. Ransom
Fort Worth Convention Center Ballroom

The President's Inaugural Gala
Renaissance Worthington Hotel
Fort Worth

September 14

Convocation & White Coat Ceremony
Will Rogers Auditorium
Fort Worth

September 14-15


TCOM Alumni Reunion Weekend
Celebrating the Classes of 1977, 1982, 1987,
1992 and 1997

For more information about any news item or event, please e-mail news@hsc.unt.edu .



UNIVERSITY of NORTH TEXAS
HEALTH SCIENCE CENTER

FROM *the* ARCHIVES



Paying homage to Texas College of Osteopathic Medicine's home from 1971 to 1978, the renovated Tavener Bowling Alley at 3516 Camp Bowie Blvd., are officers of the Class of 1976, TCOM's third graduating class. From left are Terry Leever, president; Mark Holton, secretary/treasurer; and Randy Barnes, vice president. This picture of the second-year medical students appears in TCOM's first yearbook, the 1974 *Speculum*. The yearbook is a tradition that continues today, published each year by the graduating class.

“We’ve come a long way from the old bowling alley! Throughout the years, our students have always been challenging and inspiring to me. My fellow faculty members have always been supportive. And the staff has been superb. I can honestly say I enjoy coming to work every day, and I’m very excited about our future.”

Russ Gamber, DO, MPH
Professor
Department of Osteopathic Manipulative Medicine
Joined the TCOM faculty in 1976.

Non-Profit Org.
US Postage
PAID
Fort Worth, TX
Permit No. 798