

2007 CPSC Human Capital Survey Results



U.S. Consumer Product Safety Commission
Saving Lives and Keeping Families Safe

U.S. Consumer Product Safety Commission (CPSC)

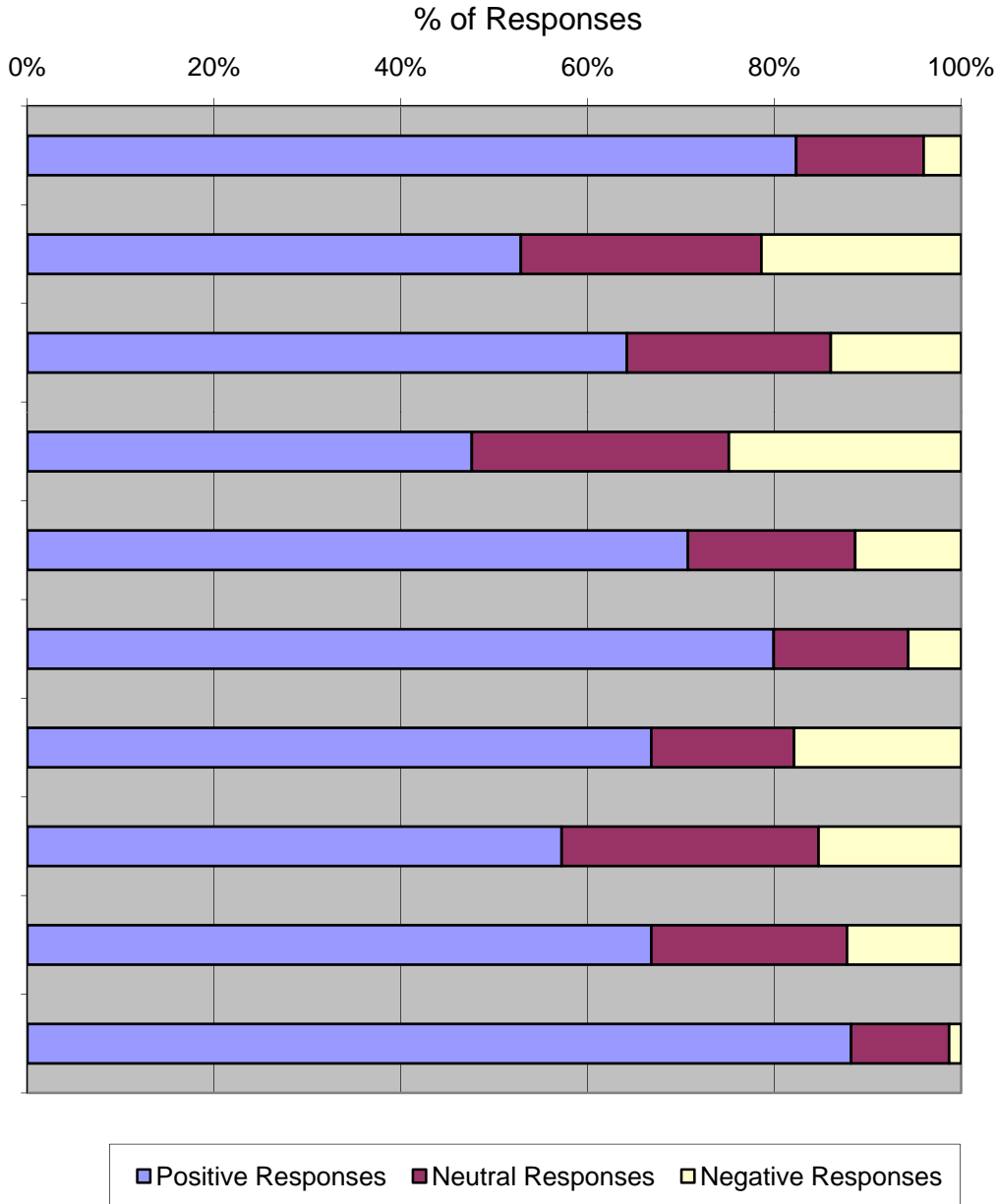
2007 Human Capital Survey Results Report

Number of Surveys Returned: 229

This is a summary-by-question of CPSC’s 2006 Human Capital Survey results. This summary displays results by Positive, Neutral, Negative, and where applicable, Do Not Know or No Basis to Judge responses. As shown below, for each response scale, two responses are categorized as “Positive”, one response is categorized as “Neutral”, and two responses are categorized as “Negative”.

<i>Positive Responses</i>		<i>Neutral Responses</i>	<i>Negative Responses</i>		<i>Do Not Know/No Basis to Judge</i>
<i>Strongly Agree</i>	<i>Agree</i>	<i>Neither Agree or Disagree</i>	<i>Disagree</i>	<i>Strongly Disagree</i>	
<i>Strongly Agree</i>	<i>Agree</i>	<i>Neither Agree or Disagree</i>	<i>Disagree</i>	<i>Strongly Disagree</i>	<i>Do Not Know</i>
<i>Very Satisfied</i>	<i>Satisfied</i>	<i>Neither Satisfied or Dissatisfied</i>	<i>Dissatisfied</i>	<i>Very Dissatisfied</i>	
<i>Very Satisfied</i>	<i>Satisfied</i>	<i>Neither Satisfied or Dissatisfied</i>	<i>Dissatisfied</i>	<i>Very Dissatisfied</i>	<i>No Basis to Judge</i>
<i>Very Good</i>	<i>Good</i>	<i>Fair</i>	<i>Poor</i>	<i>Very Poor</i>	

Personal Work Experiences



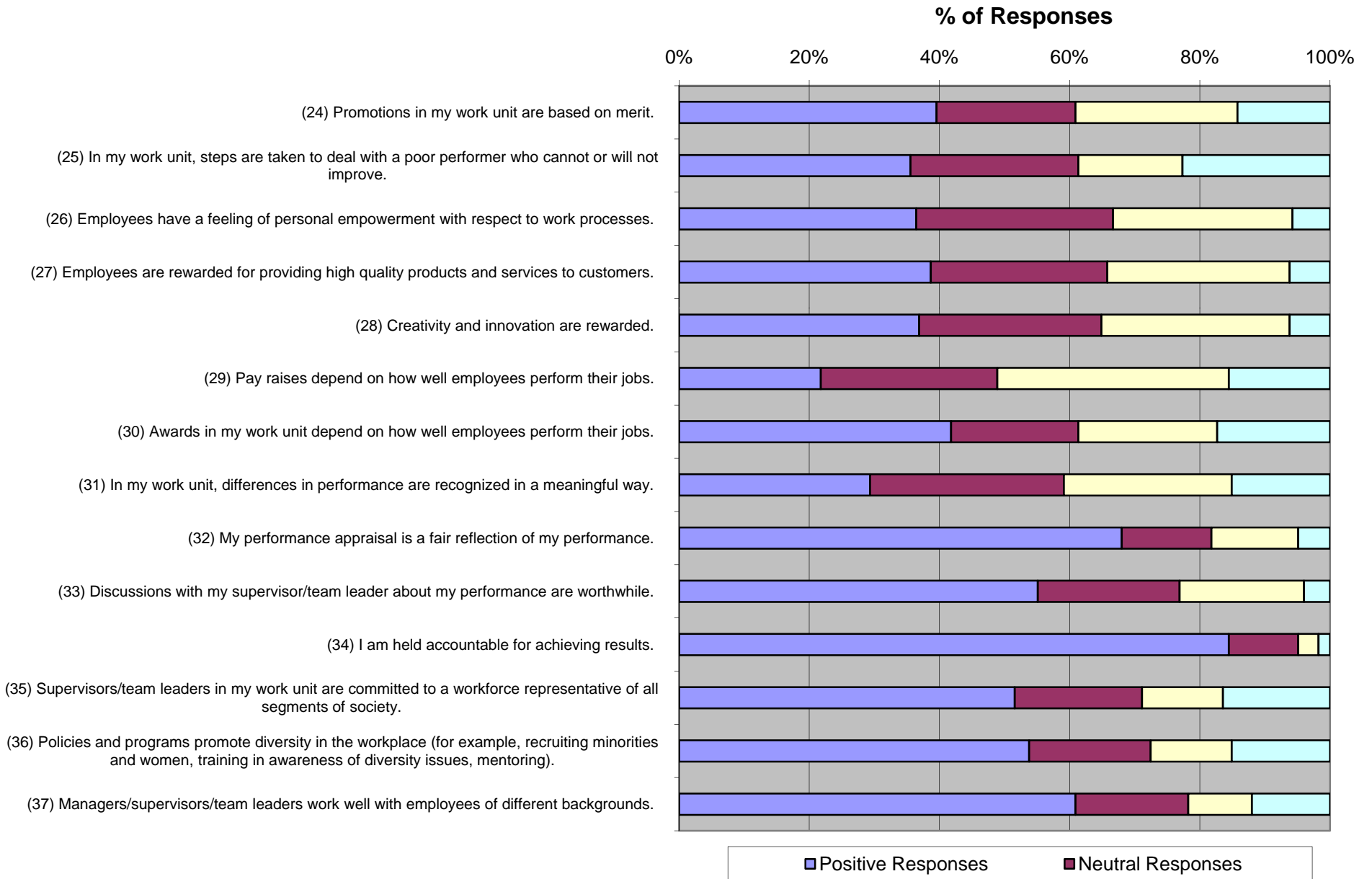
Recruitment, Development & Retention

% of Responses

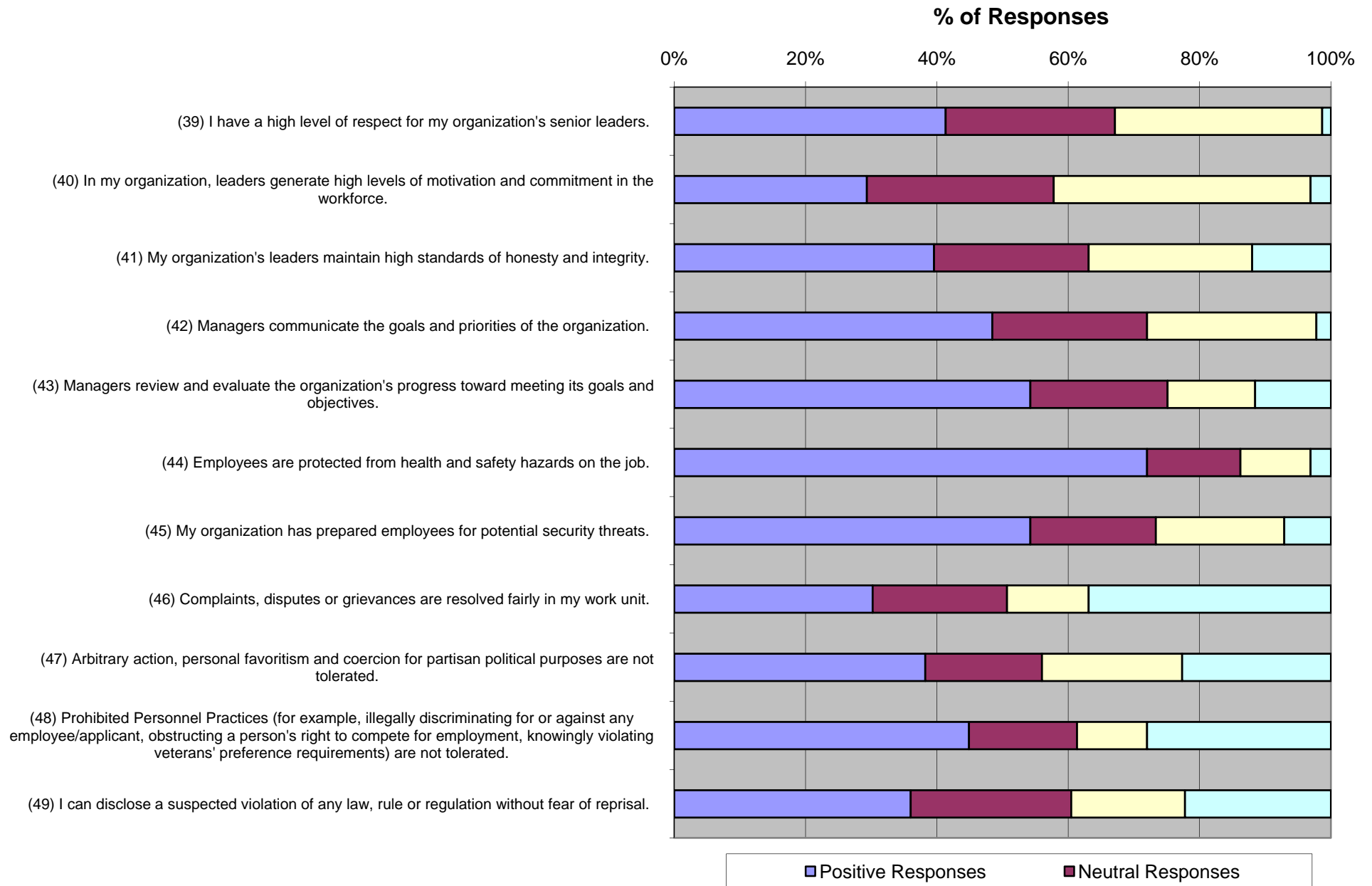
0% 20% 40% 60% 80% 100%



Performance Culture



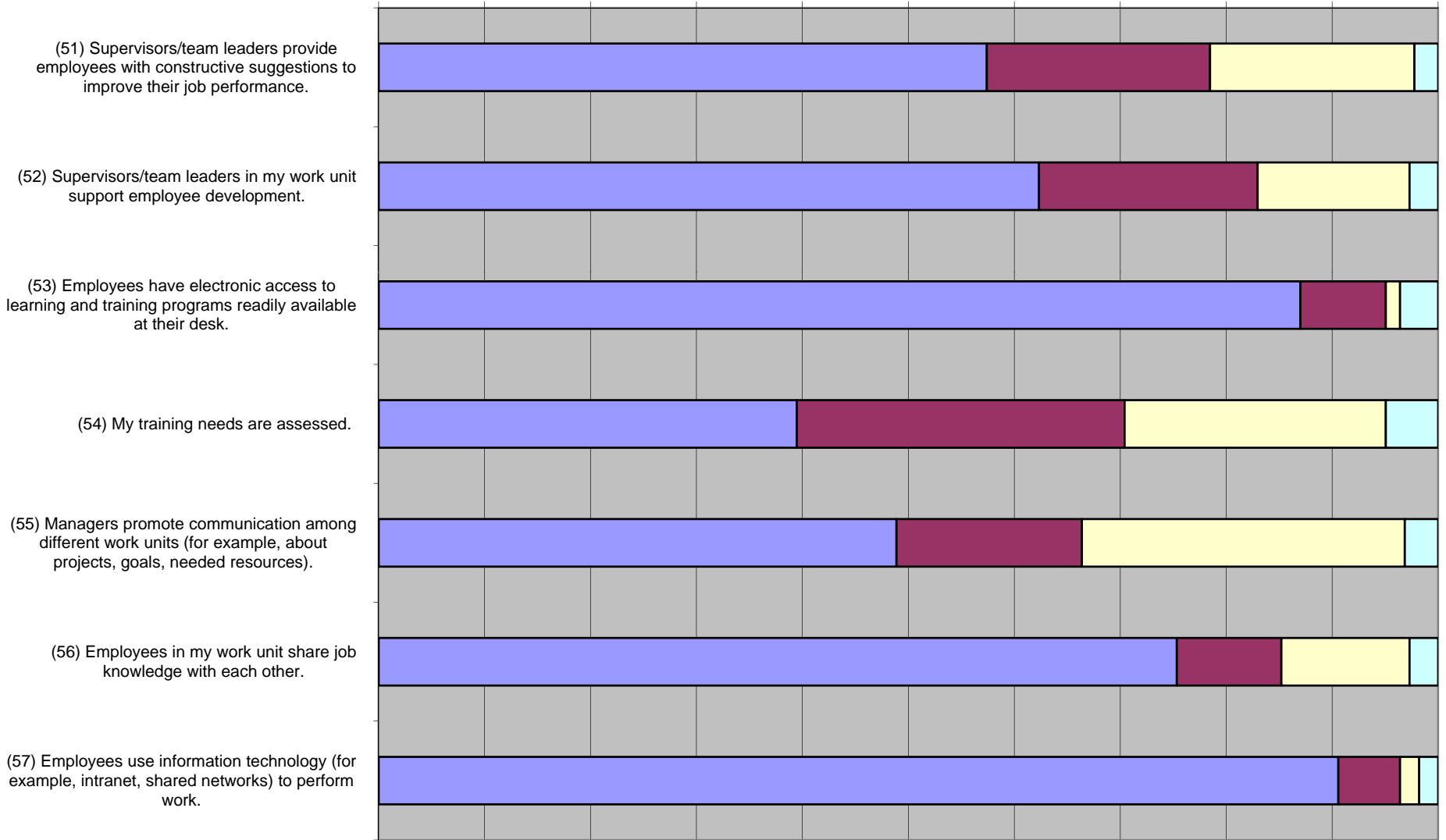
Leadership



Learning (Knowledge Management)

% of Responses

0% 10% 20% 30% 40% 50% 60% 70% 80% 90% 100%



■ Positive Responses


■ Neutral Responses

Job Satisfaction

% of Responses

0% 10% 20% 30% 40% 50% 60% 70% 80% 90% 100%


(59) How satisfied are you with your involvement in decisions that affect your work?



(60) How satisfied are you with the information you receive from management on what's going on in your organization?



(61) How satisfied are you with the recognition you receive for doing a good job?




(62) How satisfied are you with the policies and practices of your senior leaders?




(63) How satisfied are you with your opportunity to get a better job in your organization?




(64) How satisfied are you with the training you receive for your present job?




(65) Considering everything, how satisfied are you with your job?



(66) Considering everything, how satisfied are you with your pay?



(67) Considering everything, how satisfied are you with your organization?



■ Positive Responses ■ Neutral Responses ■ Negative Responses

Satisfaction With Benefits

