



PUMA 00100, Hawaii
Population and Housing Narrative Profile: 2006
Data Set: **2006 American Community Survey**
Survey: **2006 American Community Survey**

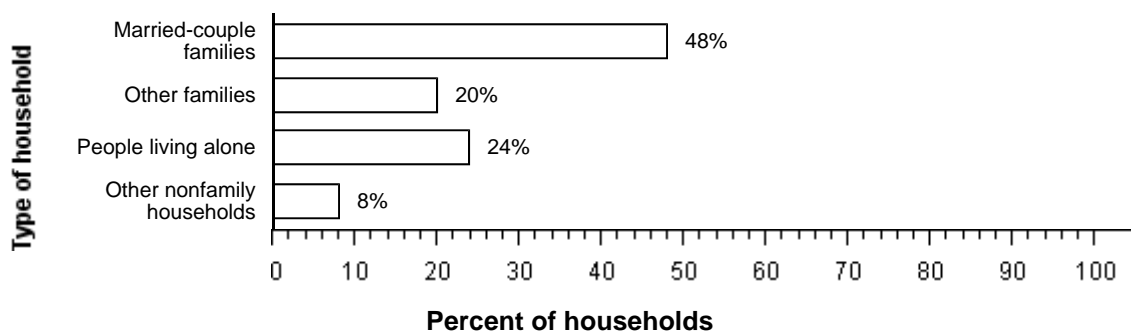
NOTE. Although the American Community Survey (ACS) produces population, demographic and housing unit estimates, it is the Census Bureau's Population Estimates Program that produces and disseminates the official estimates of the population for the nation, states, counties, cities and towns and estimates of housing units for states and counties.

For more information on confidentiality protection, sampling error, nonsampling error, and definitions, see [Survey Methodology](#).

HOUSEHOLDS AND FAMILIES: In 2006 there were 70,000 households in PUMA 00100. The average household size was 2.9 people.

Families made up 68 percent of the households in PUMA 00100. This figure includes both married-couple families (48 percent) and other families (20 percent). Nonfamily households made up 32 percent of all households in PUMA 00100. Most of the nonfamily households were people living alone, but some were composed of people living in households in which no one was related to the householder.

The Types of Households in PUMA 00100, Hawaii in 2006




Source: American Community Survey, 2006

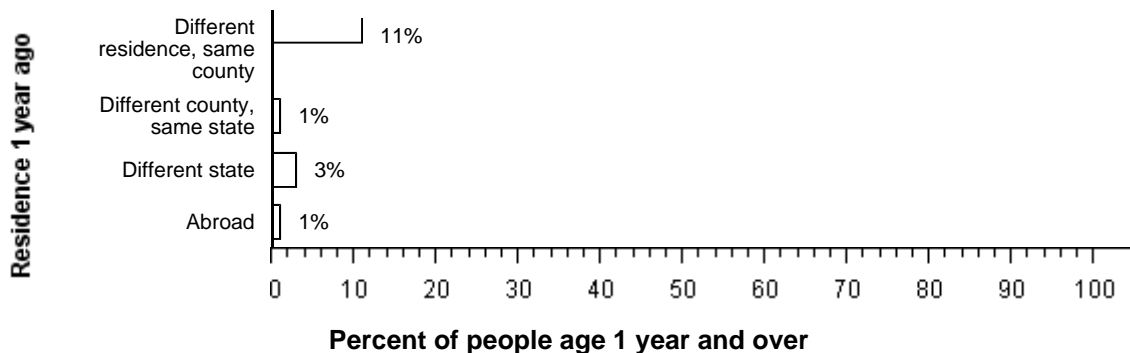
NATIVITY AND LANGUAGE: Fourteen percent of the people living in PUMA 00100 in 2006 were foreign born. Eighty-six percent was native, including 53 percent who were born in Hawaii.

Among people at least five years old living in PUMA 00100 in 2006, 21 percent spoke a language other than English at home. Of those speaking a language other than English at home, 6 percent spoke Spanish and 94 percent spoke some other language; 39 percent reported that they did not speak English "very well."

GEOGRAPHIC MOBILITY: In 2006, 84 percent of the people at least one year old living in PUMA 00100 were living in the same residence one year earlier; 11 percent had moved during the past year from another residence in the same county, 1 percent from another county in the same state, 3 percent from another state, and 1 percent from abroad.

Geographic Mobility of Residents of PUMA 00100, Hawaii in 2006



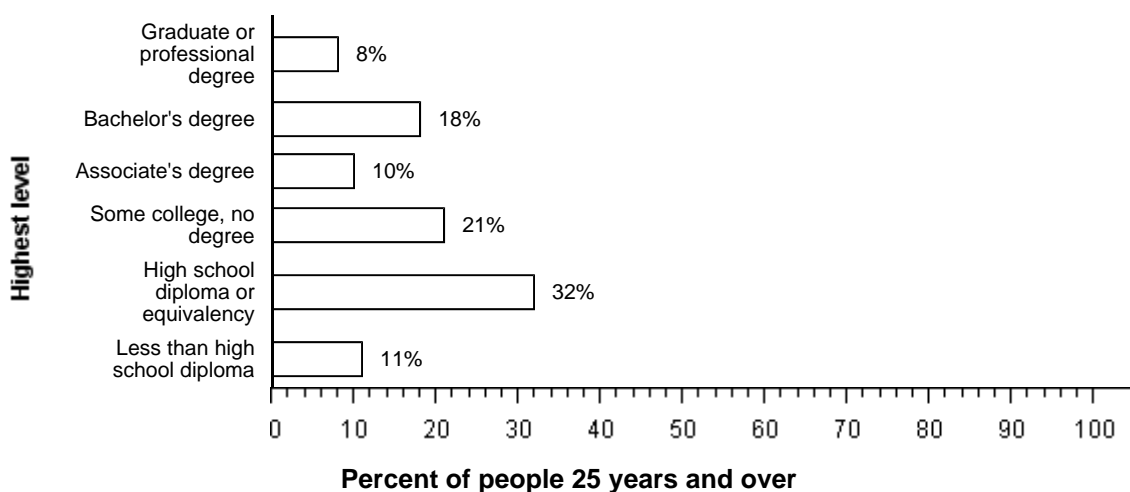


Source: American Community Survey, 2006

EDUCATION: In 2006, 89 percent of people 25 years and over had at least graduated from high school and 26 percent had a bachelor's degree or higher. Eleven percent were dropouts; they were not enrolled in school and had not graduated from high school.

The total school enrollment in PUMA 00100 was 46,000 in 2006. Nursery school and kindergarten enrollment was 4,600 and elementary or high school enrollment was 34,000 children. College or graduate school enrollment was 7,200.

The Educational Attainment of People in PUMA 00100, Hawaii in 2006

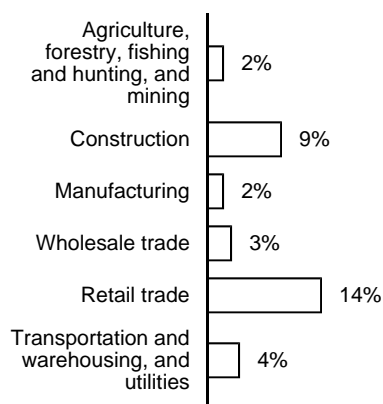


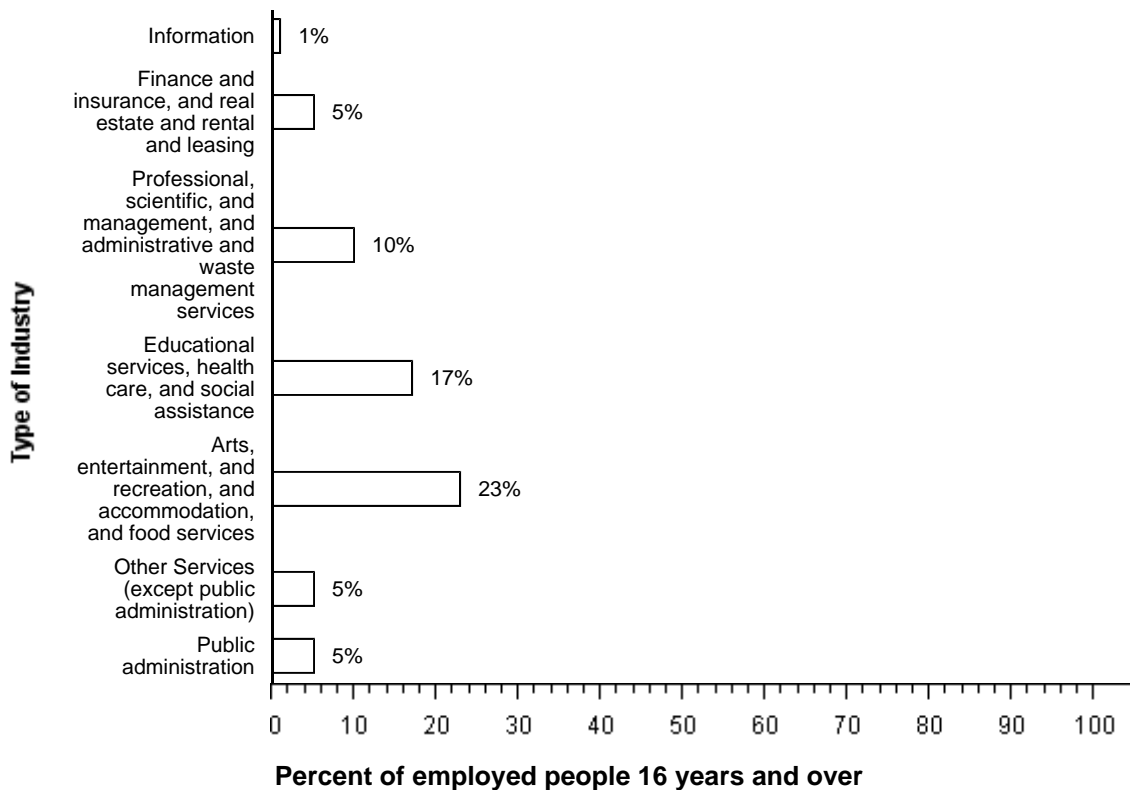
Source: American Community Survey, 2006

DISABILITY: In PUMA 00100, among people at least five years old in 2006, 13 percent reported a disability. The likelihood of having a disability varied by age - from 6 percent of people 5 to 15 years old, to 10 percent of people 16 to 64 years old, and to 39 percent of those 65 and older.

INDUSTRIES: In 2006, for the employed population 16 years and older, the leading industries in PUMA 00100 were Arts, entertainment, and recreation, and accommodation, and food services, 23 percent, and Educational services, and health care, and social assistance, 17 percent.

Employment by Industry in PUMA 00100, Hawaii in 2006





Source: American Community Survey, 2006

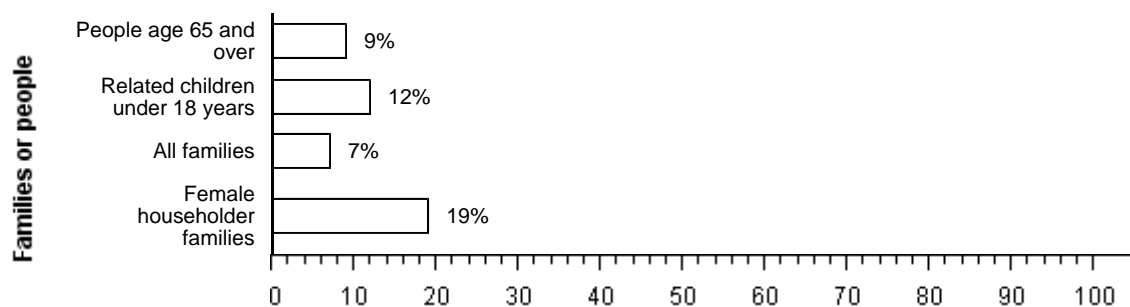
OCCUPATIONS AND TYPE OF EMPLOYER: Among the most common occupations were: Management, professional, and related occupations, 29 percent; Service occupations, 26 percent; Sales and office occupations, 25 percent; Construction, extraction, maintenance and repair occupations, 11 percent; and Production, transportation, and material moving occupations, 9 percent. Seventy-five percent of the people employed were Private wage and salary workers; 15 percent was Federal, state, or local government workers; and 10 percent was Self-employed in own not incorporated business workers.

TRAVEL TO WORK: Seventy-five percent of PUMA 00100 workers drove to work alone in 2006, 15 percent carpoolled, less than 0.5 percent took public transportation, and 4 percent used other means. The remaining 6 percent worked at home. Among those who commuted to work, it took them on average 20.8 minutes to get to work.

INCOME: The median income of households in PUMA 00100 was \$57,986. Eighty-one percent of the households received earnings and 19 percent received retirement income other than Social Security. Twenty-nine percent of the households received Social Security. The average income from Social Security was \$14,143. These income sources are not mutually exclusive; that is, some households received income from more than one source.

POVERTY AND PARTICIPATION IN GOVERNMENT PROGRAMS: In 2006, 9 percent of people were in poverty. Twelve percent of related children under 18 were below the poverty level, compared with 9 percent of people 65 years old and over. Seven percent of all families and 19 percent of families with a female householder and no husband present had incomes below the poverty level.

Poverty Rates in PUMA 00100, Hawaii in 2006

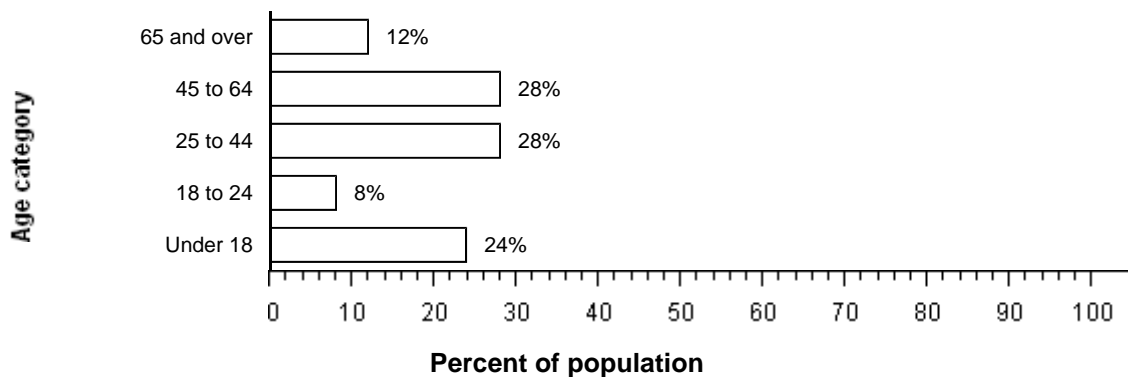


Percent below poverty level

Source: American Community Survey, 2006

POPULATION OF PUMA 00100: In 2006, PUMA 00100 had a total population of 204,000 - 103,000 (50 percent) females and 102,000 (50 percent) males. The median age was 37.8 years. Twenty-four percent of the population was under 18 years and 12 percent was 65 years and older.

The Age Distribution of People in PUMA 00100, Hawaii in 2006

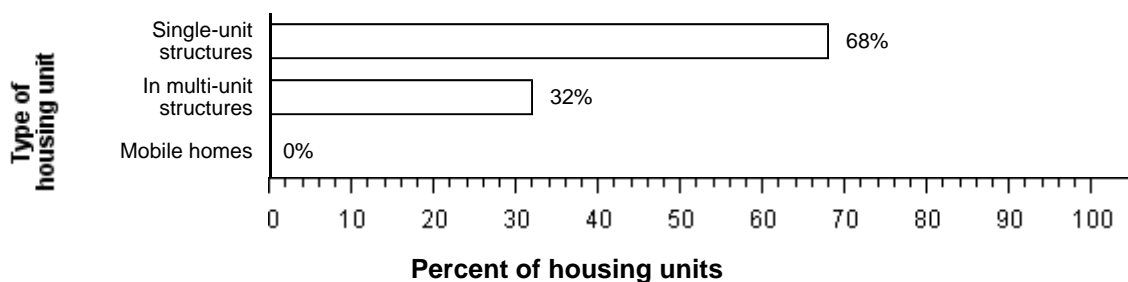


Source: American Community Survey, 2006

For people reporting one race alone, 46 percent was White; 1 percent was Black or African American; less than 0.5 percent was American Indian and Alaska Native; 39 percent was Asian; 13 percent was Native Hawaiian and Other Pacific Islander, and 1 percent was Some other race. Twenty percent reported Two or more races. Nine percent of the people in PUMA 00100 was Hispanic. Thirty-three percent of the people in PUMA 00100 was White non-Hispanic. People of Hispanic origin may be of any race.

HOUSING CHARACTERISTICS: In 2006, PUMA 00100 had a total of 92,000 housing units, 24 percent of which were vacant. Of the total housing units, 68 percent was in single-unit structures, 32 percent was in multi-unit structures, and less than 0.5 percent was mobile homes. Thirty percent of the housing units were built since 1990.

The Types of Housing Units in PUMA 00100, Hawaii in 2006

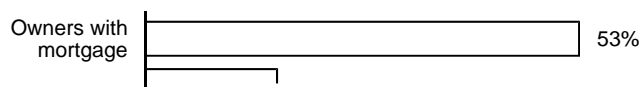


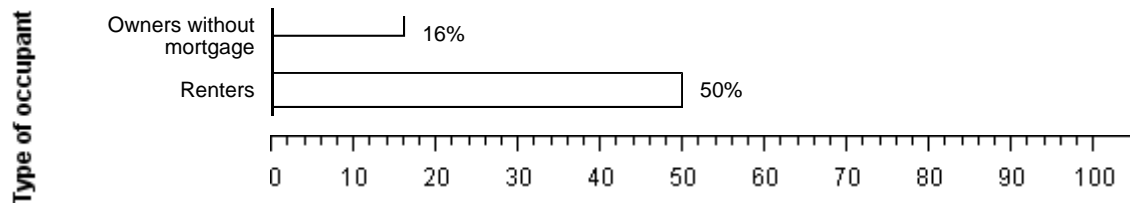
Source: American Community Survey, 2006

OCCUPIED HOUSING UNIT CHARACTERISTICS: In 2006, PUMA 00100 had 70,000 occupied housing units - 43,000 (61 percent) owner occupied and 27,000 (39 percent) renter occupied. Five percent of the households did not have telephone service and 5 percent of the households did not have access to a car, truck, or van for private use. Multi Vehicle households were not rare. Thirty-seven percent had two vehicles and another 26 percent had three or more.

HOUSING COSTS: The median monthly housing costs for mortgaged owners was \$2,000, nonmortgaged owners \$382, and renters \$1,212. Fifty-three percent of owners with mortgages, 16 percent of owners without mortgages, and 50 percent of renters in PUMA 00100 spent 30 percent or more of household income on housing.

Occupants with a Housing Cost Burden in PUMA 00100, Hawaii in 2006





Percent paying 30 percent or more of income for housing

Source: American Community Survey, 2006

Source: U.S. Census Bureau, 2006 American Community Survey

The U.S. Census Bureau's Population Estimates Program produces the [official population estimates for the nation, states, counties and places](#), and the [official estimates of housing units for states and counties](#). The population and housing characteristics included above are derived from the American Community Survey.

Notes:

- Detail may not add to totals due to rounding.
- Percentages are based on unrounded numbers.