

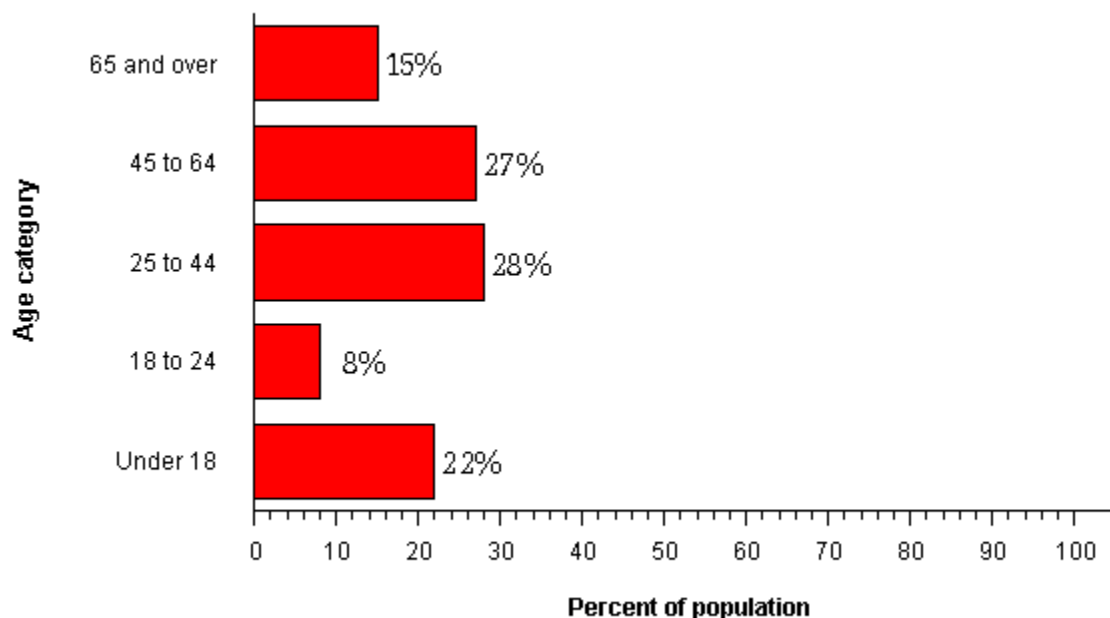


Congressional District 1, Hawaii (109th Congress)
Population and Housing Narrative Profile: 2004
 Data Set: 2004 American Community Survey

NOTE: Data are limited to the household population and exclude the population living in institutions, college dormitories, and other group quarters. For information on confidentiality protection, sampling error, nonsampling error, and definitions, see [Survey Methodology](#).

POPULATION OF Congressional District 1 (109th Congress): In 2004, Congressional District 1 (109th Congress) had a household population of 603,000 - 311,000 (52 percent) females and 293,000 (49 percent) males. The median age was 39.3 years. Twenty-two percent of the population were under 18 years and 15 percent were 65 years and older.

The Age Distribution of People in Congressional District 1, Hawaii in 2004



Source: American Community Survey, 2004

For people reporting one race alone, 21 percent were White; 1 percent were Black or African American; less than 0.5 percent were American Indian and Alaska Native; 67 percent were Asian; 9 percent were Native Hawaiian and Other Pacific Islander, and 1 percent were Some other race. Fifteen percent reported Two or more races. Six percent of the people in Congressional District 1 (109th Congress) were Hispanic. Seventeen percent of the people in Congressional District 1 (109th Congress) were White non-Hispanic. People of Hispanic origin may be of any race.

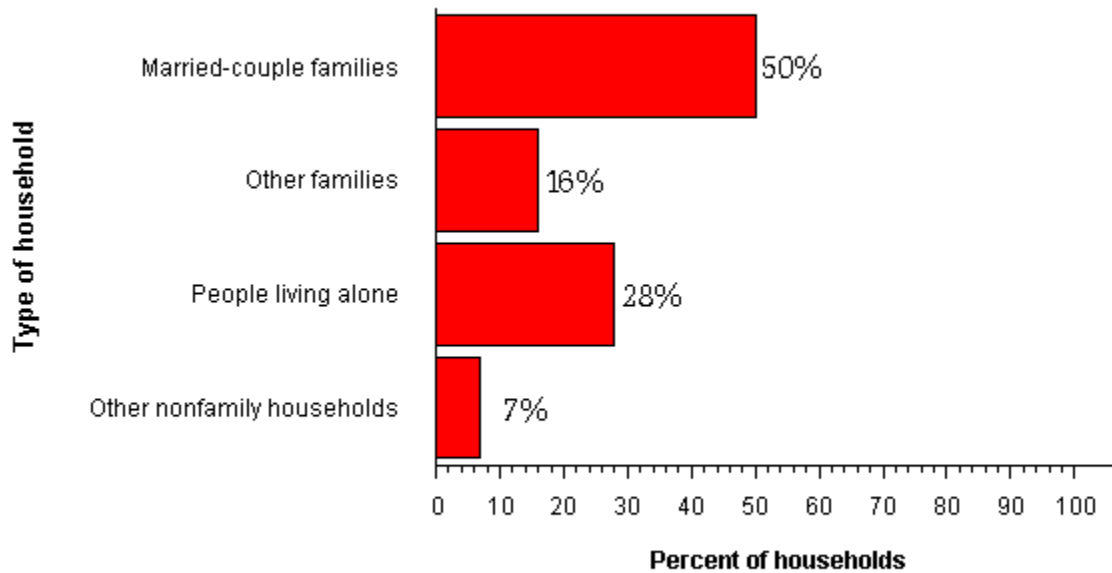
More information on the age, race, and sex of the US population is available from American

Community Survey [Ranking Tables](#).

HOUSEHOLDS AND FAMILIES: In 2004 there were 221,000 households in Congressional District 1 (109th Congress). The average household size was 2.7 people.

Families made up 66 percent of the households in Congressional District 1 (109th Congress). This figure includes both married-couple families (50 percent) and other families (16 percent). Nonfamily households made up 34 percent of all households in Congressional District 1 (109th Congress). Most of the nonfamily households were people living alone, but some were comprised of people living in households in which no one was related to the householder.

The Types of Households in Congressional District 1, Hawaii in 2004



Source: American Community Survey, 2004

More information on the households and families of the US population is available from American Community Survey [Ranking Tables](#).

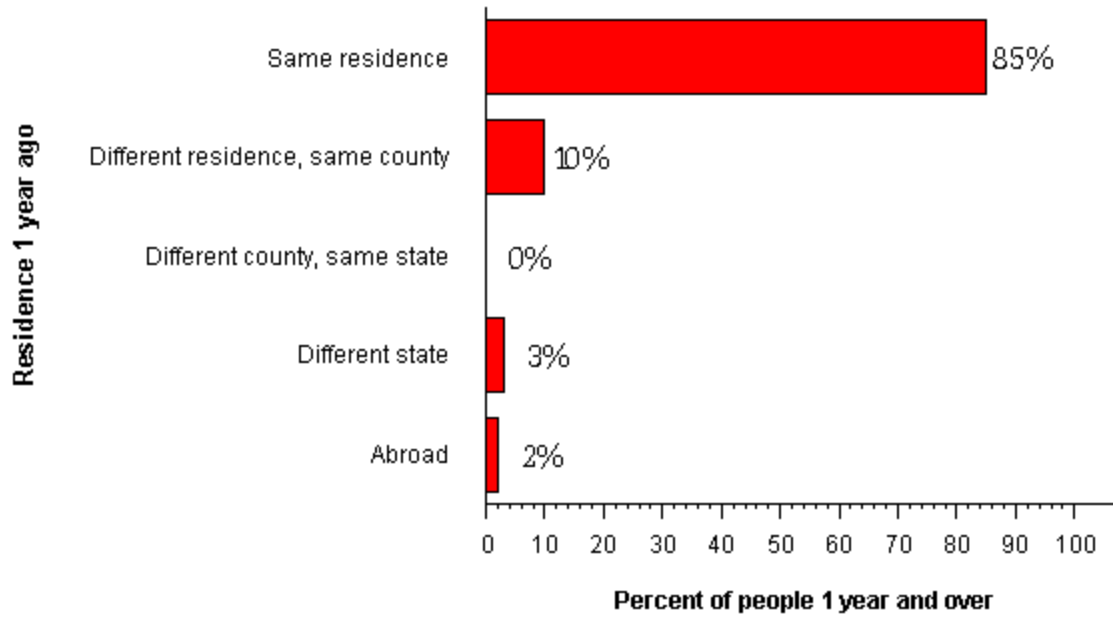
NATIVITY AND LANGUAGE: Twenty-four percent of the people living in Congressional District 1 (109th Congress) in 2004 were foreign born. Seventy-six percent were native, including 54 percent who were born in Hawaii.

Among people at least five years old living in Congressional District 1 (109th Congress) in 2004, 32 percent spoke a language other than English at home. Of those speaking a language other than English at home, 3 percent spoke Spanish and 97 percent spoke some other language; 49 percent reported that they did not speak English "very well."

More information on the nativity and languages of the US population is available from American Community Survey [Ranking Tables](#).

GEOGRAPHIC MOBILITY: In 2004, 85 percent of the people at least one year old living in Congressional District 1 (109th Congress) were living in the same residence one year earlier; 10 percent had moved during the past year from another residence in the same county, less than 0.5 percent from another county in the same state, 3 percent from another state, and 2 percent from abroad.

Geographic Mobility of Residents of Congressional District 1, Hawaii in 2004



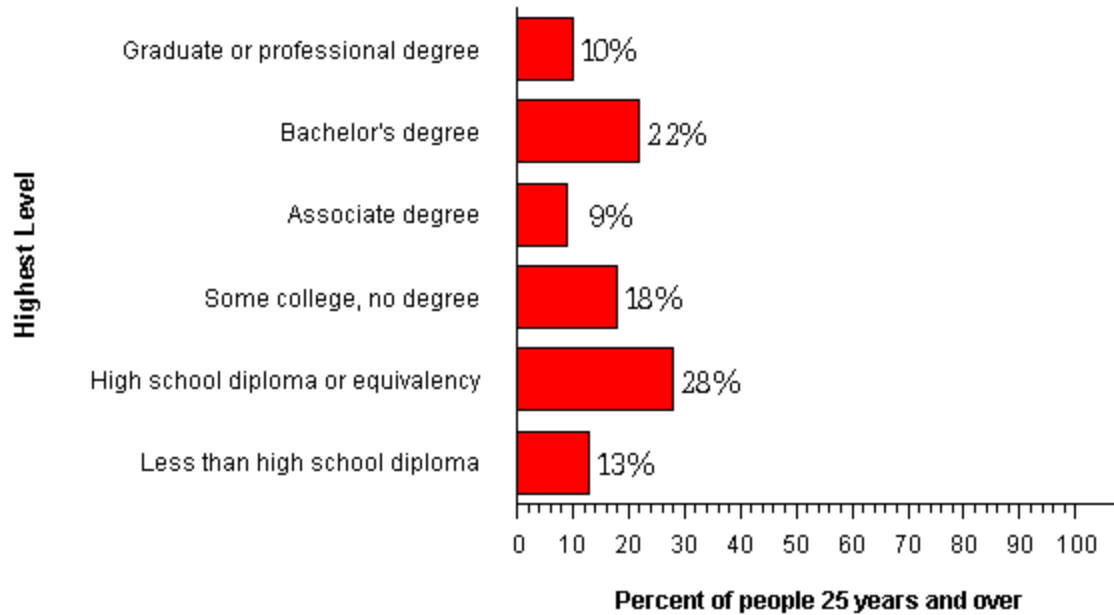
Source: American Community Survey, 2004

More information on the age, race, and sex of the US population is available from American Community Survey [Ranking Tables](#).

EDUCATION: In 2004, 87 percent of people 25 years and over had at least graduated from high school and 32 percent had a bachelor's degree or higher. Among people 16 to 19 years old, 2 percent were dropouts; they were not enrolled in school and had not graduated from high school.

The total school enrollment in Congressional District 1 (109th Congress) was 145,000 in 2004. Preprimary school enrollment was 17,000 and elementary or high school enrollment was 85,000 children. College enrollment was 42,000.

The Educational Attainment of People in Congressional District 1, Hawaii in 2004



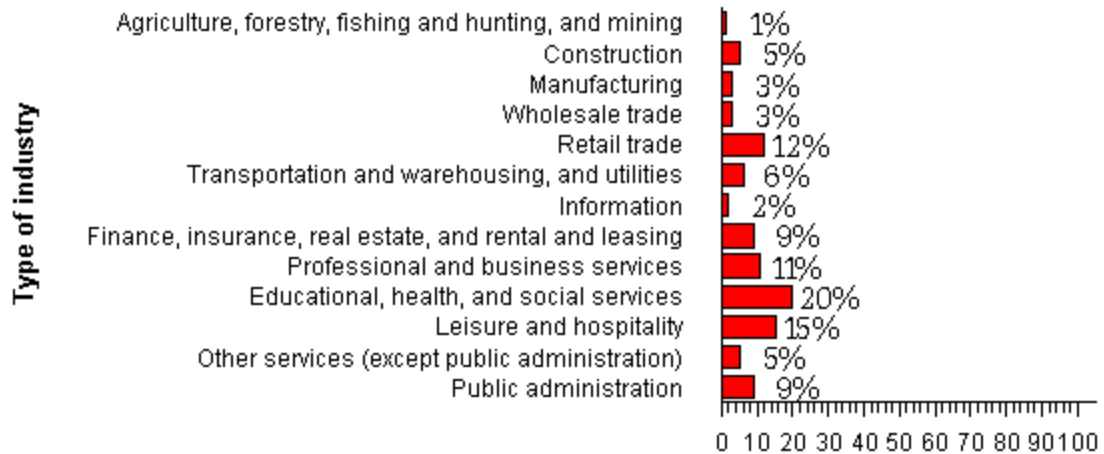
Source: American Community Survey, 2004

DISABILITY: In Congressional District 1 (109th Congress), among people at least five years old in 2004, 12 percent reported a disability. The likelihood of having a disability varied by age - from 4 percent of people 5 to 20 years old, to 8 percent of people 21 to 64 years old, and to 35 percent of those 65 and older.

More information on the education and disability of the US population is available from American Community Survey [Ranking Tables](#).

INDUSTRIES: In 2004, for the employed population 16 years and older, the leading industries in Congressional District 1 (109th Congress) were Educational, health, and social services, 20 percent, and Other services (except public administration), 15 percent.

Employment by Industry in Congressional District 1, Hawaii in 2004



Percent of employed population 16 years and over

Source: American Community Survey, 2004

Note: The Professional and business services category includes the following industries: Professional, scientific, management, administrative, and waste management services. The Leisure and hospitality category includes the following industries: Arts, entertainment, recreation, accommodation, and food services

OCCUPATIONS AND TYPE OF EMPLOYER: Among the most common occupations were: Management, professional, and related occupations, 36 percent; Sales and office occupations, 29 percent; Service occupations, 20 percent; Production, transportation, and material moving occupations, 7 percent; and Construction, extraction, and maintenance occupations, 7 percent. Sixty-three percent of the people employed were Private wage and salary workers; 22 percent were Federal, state, or local government workers; and 7 percent were Self-employed.

More information on the industries, occupations, and type of employers of the US population is available from American Community Survey [Ranking Tables](#).

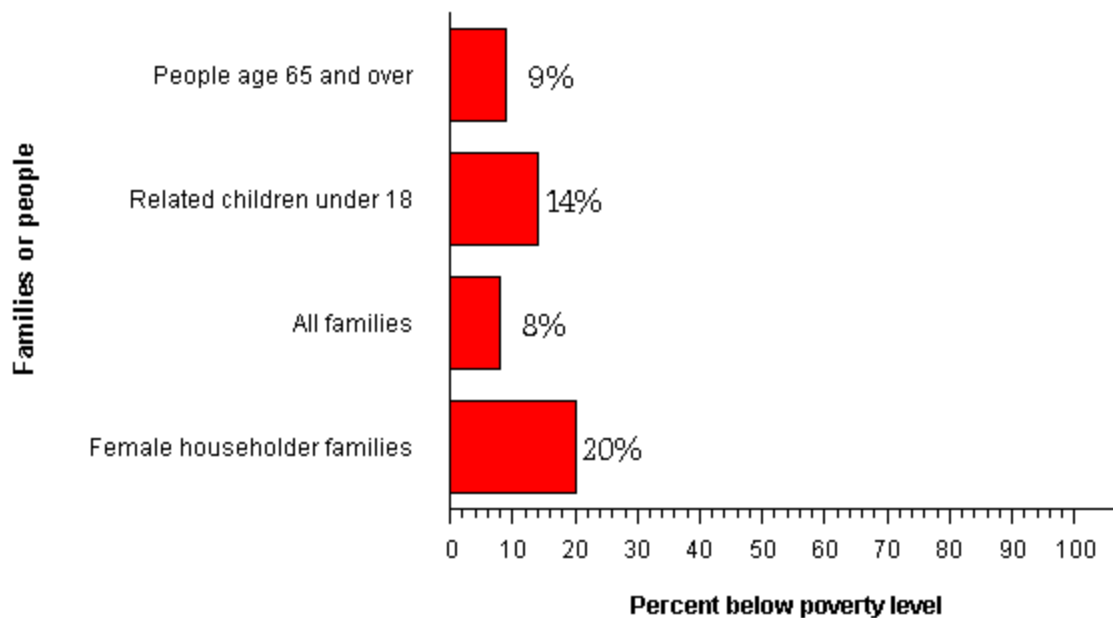
TRAVEL TO WORK: Sixty-four percent of Congressional District 1 (109th Congress) workers drove to work alone in 2004, 17 percent carpooled, 9 percent took public transportation, and 6 percent used other means. The remaining 3 percent worked at home. Among those who commuted to work, it took them on average 26.4 minutes to get to work.

INCOME: The median income of households in Congressional District 1 (109th Congress) was \$52,950. Eighty-one percent of the households received earnings and 23 percent received retirement income other than Social Security. Thirty percent of the households received Social Security. The average income from Social Security was \$13,034. These income sources are not mutually exclusive; that is, some households received income from more than one source.

More information on the travel to work and income of the US population is available from American Community Survey [Ranking Tables](#).

POVERTY AND PARTICIPATION IN GOVERNMENT PROGRAMS: In 2004, 10 percent of people were in poverty. Thirteen percent of related children under 18 were below the poverty level, compared with 9 percent of people 65 years old and over. Eight percent of all families and 20 percent of families with a female householder and no husband present had incomes below the poverty level.

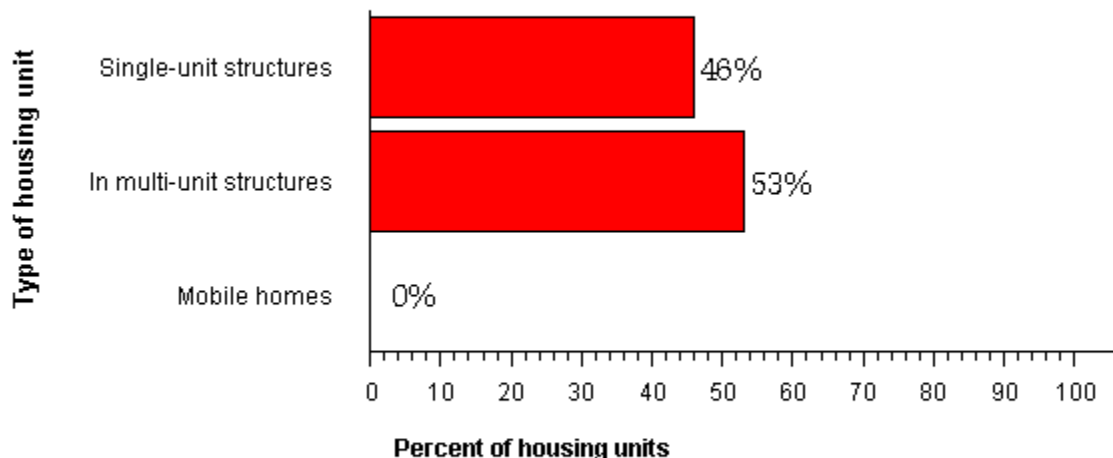
Poverty Rates in Congressional District 1, Hawaii in 2004



Source: American Community Survey, 2004

HOUSING CHARACTERISTICS: In 2004, Congressional District 1 (109th Congress) had a total of 240,000 housing units, 8 percent of which were vacant. Of the total housing units, 46 percent were in single-unit structures, 53 percent were in multi-unit structures, and less than 0.5 percent were mobile homes. Fifteen percent of the housing units were built since 1990.

The Types of Housing Units in Congressional District 1, Hawaii in 2004



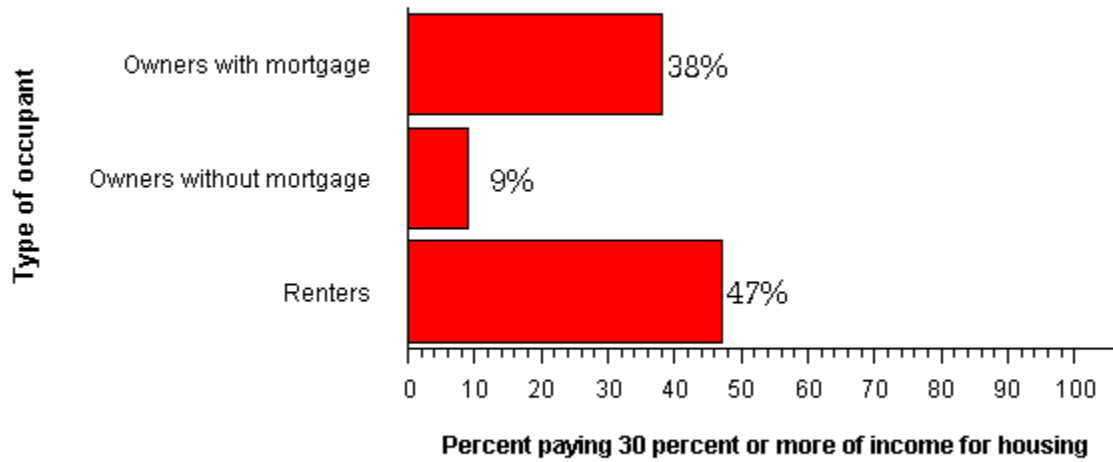
Source: American Community Survey, 2004

OCCUPIED HOUSING UNIT CHARACTERISTICS: In 2004, Congressional District 1 (109th

Congress) had 221,000 occupied housing units - 122,000 (55 percent) owner occupied and 99,000 (45 percent) renter occupied. Five percent of the households did not have telephone service and 13 percent of the households did not have access to a car, truck, or van for private use. Thirty-two percent had two vehicles and another 15 percent had three or more.

HOUSING COSTS: The median monthly housing costs for mortgaged owners was \$1,712, nonmortgaged owners \$314, and renters \$850. Thirty-eight percent of owners with mortgages, 9 percent of owners without mortgages, and 47 percent of renters in Congressional District 1 (109th Congress) spent 30 percent or more of household income on housing.

Occupants with a Housing Cost Burden in Congressional District 1, Hawaii in 2004



Source: American Community Survey, 2004

More information on the poverty and housing of the US population is available from American Community Survey [Ranking Tables](#).

Source: U.S. Census Bureau, 2004 American Community Survey

Notes:

- Detail may not add to totals due to rounding.
- Percentages are based on unrounded numbers.