

# Federal Aid to States for Fiscal Year 2005

Issued September 2007

FAS/05



U S C E N S U S B U R E A U

*Helping You Make Informed Decisions*

U.S. Department of Commerce  
Economics and Statistics Administration  
U.S. CENSUS BUREAU



## ACKNOWLEDGMENTS

**Gerard T. Keffer**, Chief, Federal Programs Branch, directed the preparation of this report, under the general supervision of **John F. Studds**, Assistant Division Chief for Information Systems and Federal Programs, Governments Division.

**Cathy Davis** and **Alice Wimbish** assisted in the collection of Federal Aid to States data.

**Michael Mashburn** coordinated the assembly and processing of the federal agency data files, the generation of data for the report table and Appendix A, and served as principal data analyst and liaison with the federal reporting agencies.

The Systems Support Division provided the table composition system. **Robert Joseph Brown**, Table Image Processing System (TIPS) Senior Software Engineer, was responsible for the design and development of the TIPS.

**Catherine M. Raymond** and **Elzie Golden** of the Administrative and Customer Services Division, **Walter C. Odom**, Chief, provided publication and printing management, graphics design and composition, and editorial review for print and electronic media. General direction and production management were provided by **Wanda Cevis**, Chief, Publications Services Branch.

Grateful acknowledgment is made of the cooperation of the federal government departments and agencies for providing information needed for this report.

For information regarding data in this report, contact Federal Programs Branch, Governments Division, U.S. Census Bureau, Washington, DC 20233. Telephone: 301-763-1565; E-mail: <govs.fas@census.gov>.

# Federal Aid to States for Fiscal Year 2005

Issued September 2007

FAS/05



**U.S. Department of Commerce**  
**Carlos M. Gutierrez,**  
Secretary

**Vacant,**  
Deputy Secretary

**Economics and Statistics Administration**  
**Cynthia A. Glassman,**  
Under Secretary  
for Economic Affairs

**U.S. CENSUS BUREAU**  
**Charles Louis Kincannon,**  
Director

SUGGESTED CITATION

U.S. Census Bureau,  
*Federal Aid to States  
for Fiscal Year 2005*,  
U.S. Government Printing Office,  
Washington, DC, 2007



**Economics  
and Statistics  
Administration**

**Cynthia A. Glassman,**  
Under Secretary  
for Economic Affairs



**U.S. CENSUS BUREAU**

**Charles Louis Kincannon,**  
Director

**Preston Jay Waite,**  
Deputy Director and  
Chief Operating Officer

**Thomas L. Mesenbourg,**  
Associate Director  
for Economic Programs

**C. Harvey Monk, Jr.,**  
Assistant Director  
for Economic Programs

**Stephanie H. Brown,**  
Chief, Governments Division

CONTENTS

|   |      |
|---|------|
| Introduction . . . . .  | v    |
| Figures   |      |
| 1. Federal Aid to State and Local Governments, Per Capita Ranges by State: Fiscal Year 2005 . . . . .   | vii  |
| 2. Federal Aid to State and Local Governments, Amounts and Percentages by Major Agency: Fiscal Year 2005 . . . . .  | viii |
| 3. Federal Aid to State and Local Governments, Amounts and Percentages by Major Program Area: Fiscal Year 2005 . . . . .  | viii |
| 4. Federal Aid to State and Local Governments, Annual Amounts by Major Agency: Fiscal Years 1981–2005 . . . . .   | ix   |
| 5. Federal Aid to State and Local Governments, Per Capita Amounts by State, by Agency: Fiscal Year 2005 . . . . .   | x    |
| 6. Federal Aid to State and Local Governments, Annual Amounts by Major Program Area: Fiscal Years 1981–2005. . . . .  | xi   |
| 7. Federal Aid to State and Local Governments, Per Capita Amounts by State, by Major Program Area: Fiscal Year 2005 . . . . .   | xii  |
| Table   |      |
| 1. Federal Government Grants and Other Payments to State and Local Governments, by Agency and for Selected Programs, by State and Outlying Area: Fiscal Year 2005 . . . . . | 1    |
| Appendixes  |      |
| A. Agency and Selected Program Coverage for Columns in Table 1 . . . .  | A-1  |
| B. State Coordinating Agencies, State Data Center Program, U.S. Census Bureau . . . . .   | B-1  |





# Introduction

---

This report presents data on federal government aid to state and local governments by state and U.S. Outlying Area. Coverage is restricted to federal government expenditures for grants to state and local governments for which data are available by state and outlying area. For fiscal year 2005 (October 1, 2004, to September 30, 2005), the statistics compiled cover \$403.7 billion. The data are shown by federal agency and program whenever possible.

This report also is available on the U.S. Census Bureau's Internet site at <[www.census.gov/govs/www/cffr.html](http://www.census.gov/govs/www/cffr.html)>.

## **CONSOLIDATED FEDERAL FUNDS REPORT SERIES**

### **Federal Aid to States**

This *Federal Aid to States* (FAS) report is one of two publications comprising the Consolidated Federal Funds Report (CFFR) series. The other publication is the *Consolidated Federal Funds Report for Fiscal Year 2005, State and County Areas*. For both publications, the data have been consolidated and tabulated in a standard format by the Census Bureau under the auspices of the U.S. Office of Management and Budget (OMB). The FAS report presents information similar to the grant data in the CFFR state and county areas publication, except that in this report grants to state and local governments represent actual expenditures of the federal government, and only grants to state and local governments are included. In the CFFR publication, federal grants generally represent obligations, and awards to state and local governments are not distinguished from grants to nongovernmental recipients.

All amounts of federal government grants and other payments to state and local governments represent actual cash outlays made during the fiscal year. Each federal government executive department and agency maintains annual data on grants and other payments to governmental units pursuant to OMB Circular A-11. The data are collected from federal agencies by the Census Bureau.

Prior to 1983, such data were incorporated into the report *Federal Aid to States*, published by the U.S. Department of the Treasury. The Treasury Department collected and published federal grants data in accordance with the former Treasury Circular 1014 and the annual Treasury Financial Manual. Both of these contained definitions and reporting guidelines consistent with OMB Circular A-11 and the current Census Bureau reporting guidelines.

For the years 1981 through 1997, the Census Bureau annually published the Federal Expenditures by State (FES) report. Table 2 of the FES publication covered "grants and other payments to state and local governments." Table 2 of FES provided statistics equivalent to those found in the Treasury Department's FAS series, as well as the Census Bureau's current FAS publication. In addition, the FES series published statistics on salaries and wages, direct payments for individuals, procurement, and other program areas. These other statistics are now being published as part of the *Consolidated Federal Funds Report for Fiscal Year 2005, State and County Areas*.

Hence, the Census Bureau publication *Federal Aid to States*, Table 2 of the previous Census Bureau publication *Federal Expenditures by State*, and the previous Treasury Department publication *Federal Aid to States* provide users with historically consistent statistics on federal agency payments to state and local governments.

Federal government aid to state and local governments includes the following:

1. Direct cash grants to state or local government units.
2. Payments for grants-in-kind, such as purchases of commodities distributed to state or local government institutions (e.g., school lunch and breakfast programs).
3. Payments to nongovernment entities when such payments result in cash or in-kind services passed on to state or local governments.
4. Payments to regional commissions and organizations that are redistributed to the state or local level.
5. Federal government payments to state and local governments for research and development that is an integral part of the provision of public services.
6. Federal revenues shared with state and local governments.

It should be noted that the outlays covered in Table 1 exclude federal government payments directly to individuals, profit or nonprofit institutions not covered above, and payments for services rendered. Grants to individuals and profit or nonprofit institutions and payments for services rendered are covered in the CFFR report.

The examination and edit process the Census Bureau uses includes a comparison of reported data to information submitted for the prior year and to outlay amounts supplied by the Office of Management and Budget. All grants

data are reconciled by budget account and to budget figures that each federal agency is required to submit annually to OMB, in accordance with OMB Circular A-11. Discrepancies are brought to the attention of the reporting agencies and, where warranted, revisions are made. OMB also provides assistance in the classification of grants and in ensuring compliance with the reporting requirements.

### State and County Areas Report

The CFFR state and county areas publication covers domestic federal expenditures for all object categories (direct payments, grants, procurement, and salaries and wages). The CFFR also covers three nonexpenditure object categories (direct loans, guaranteed loans, and insurance coverage). Users should consult the introductory text in the CFFR state and county areas publication for detailed explanations of the data reported there.

The work schedule employed by the Census Bureau in the collection and processing of fiscal year 2005 FAS data can be described approximately as follows:

|                            |   |
|----------------------------|---|
| September 30, 2005         | Federal fiscal year 2005 ended.   |
| January 15, 2006           | Requests made for annual fiscal year 2005 FAS data sources.   |
| December 15, 2006          | Received final annual fiscal year 2005 FAS data sources.  |
| April 13, 2007             | Completed processing all annual fiscal year 2005 FAS data.  |
| March 20–<br>July 31, 2007 | Conducted final analytical research and prepared text, data table, and appendix for publication copy.   |
| September 27, 2007         | Release of data and report on the Census Bureau's Web site<br>< <a href="http://www.census.gov/govs/www/cffr.html">www.census.gov/govs/www/cffr.html</a> >. |
| September 27, 2007         | Release of printed publication,<br><i>Federal Aid to States for Fiscal Year 2005</i> .  |

## RELIABILITY OF THE DATA

### Coverage Error and Nonresponse

Federal government departments and agencies provide all data in this report. Data are reviewed for accuracy and consistency, and compared to actual outlays in the federal budget to assure reasonableness and proper coverage. No attempts have been made to account for all federal government grants or outlays as reported in the federal budget, or as presented in the Census Bureau annual reports on government finances. The actual expenditure (outlay) data that comprise Table 1 in this report are obtained from a direct mailing to more than 50 departments and agencies of the federal government. Respondents were asked

to provide a state-by-state (plus outlying areas) distribution of outlays made to state and local governments during fiscal year 2005. These data represent not only outlays made, but also in-lieu-of tax payments, and various revenues shared with state and local governments. Because of the limited size of the respondent universe, nonresponse is generally not a problem. However, tardy submission of data by federal agencies occasionally requires the use of alternative data sources, such as the Federal Assistance Award Data System (FAADS), also maintained by the Census Bureau.

Wherever possible, this report uses statistics representing actual expenditures of the federal government during the fiscal year. Each agency reports a program/project name and/or budget account number to identify separately each project or budget account from which expenditures were made. Table 1 is an organized compilation, by department and agency and/or program, of over 600 of these state-by-state expenditure reports. Appendix A presents further detail about the individual expenditure programs that underlie the categories presented in Table 1.

### Processing and Response Error

Because FAS uses imported electronic data files that have been completed by the various federal agencies, Census Bureau processing involves summations and sorting, but little if any data keying. Routine edits applied to FAS data are, therefore, primarily intended to identify and correct keying or calculation errors made by respondents. Trend analysis on multiyear data series is employed to identify significant anomalies and interruptions in the kind of relative continuity expected of high dollar mandatory and discretionary programs.

### Coding

Geographic coding standards are applied to original data, whose submitting agencies employ varying geocoding reference files and methods. Data are sorted and grouped by geographic, agency, and program categories, and subjected to verification edits and trend analysis as discussed above.

## AVAILABILITY OF DATA

Print copies of the publication *Federal Aid to States for Fiscal Year 2005*, are available from Governments Division, U.S. Census Bureau, Washington, DC 20233-6800; telephone 301-763-1565. The publication is also available in PDF format at the following Web site:  
<[www.census.gov/govs/www/cffr.html](http://www.census.gov/govs/www/cffr.html)>.

## MEANING OF SYMBOLS

The symbol in the table has the following meaning:

- Represents zero or rounds to zero.



Figure 1.  
**Federal Aid to State and Local Governments, Per Capita Ranges by State: Fiscal Year 2005**

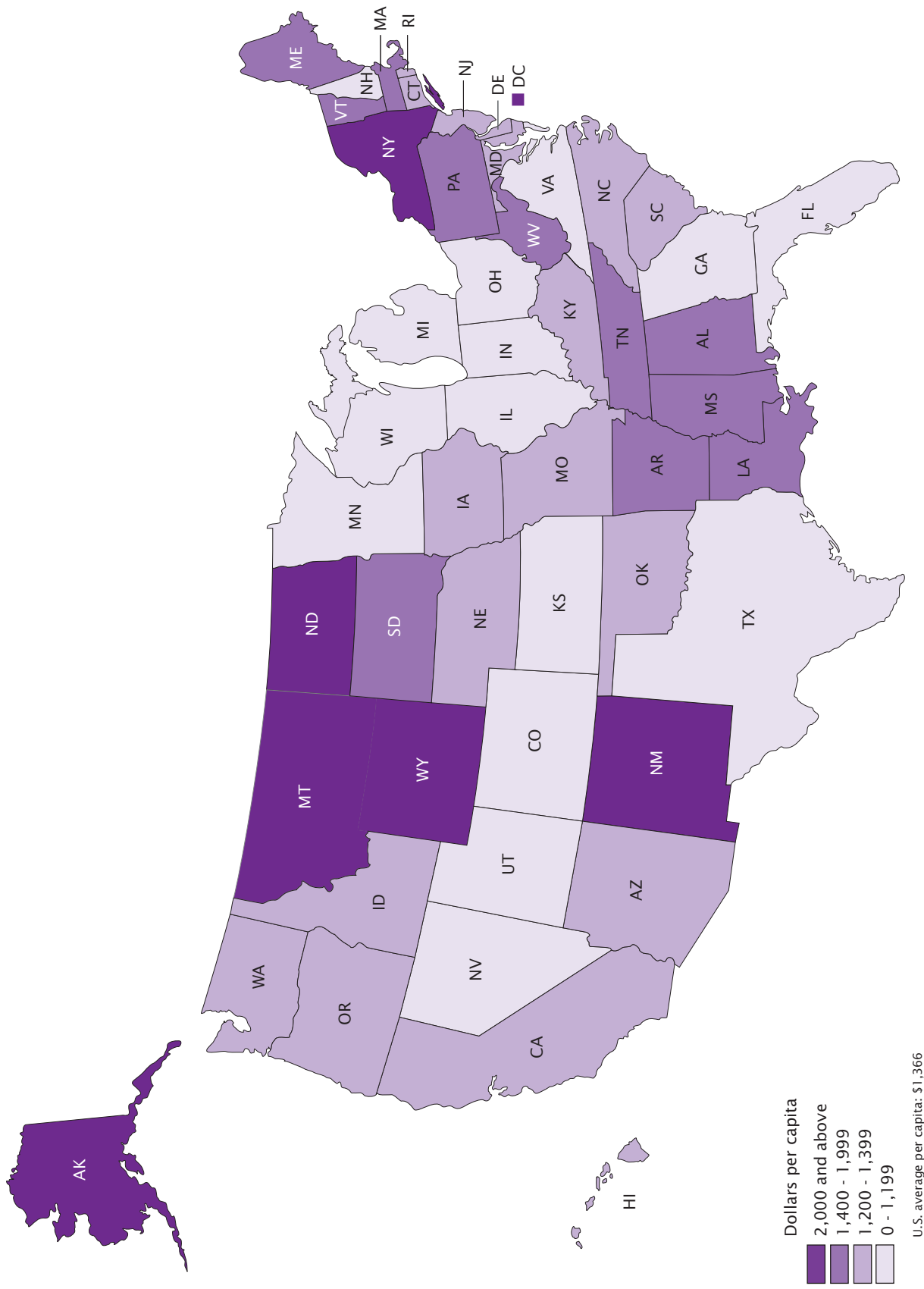


Figure 2.  
**Federal Aid to State and Local Governments, Amounts and Percentages  
 by Major Agency: Fiscal Year 2005**

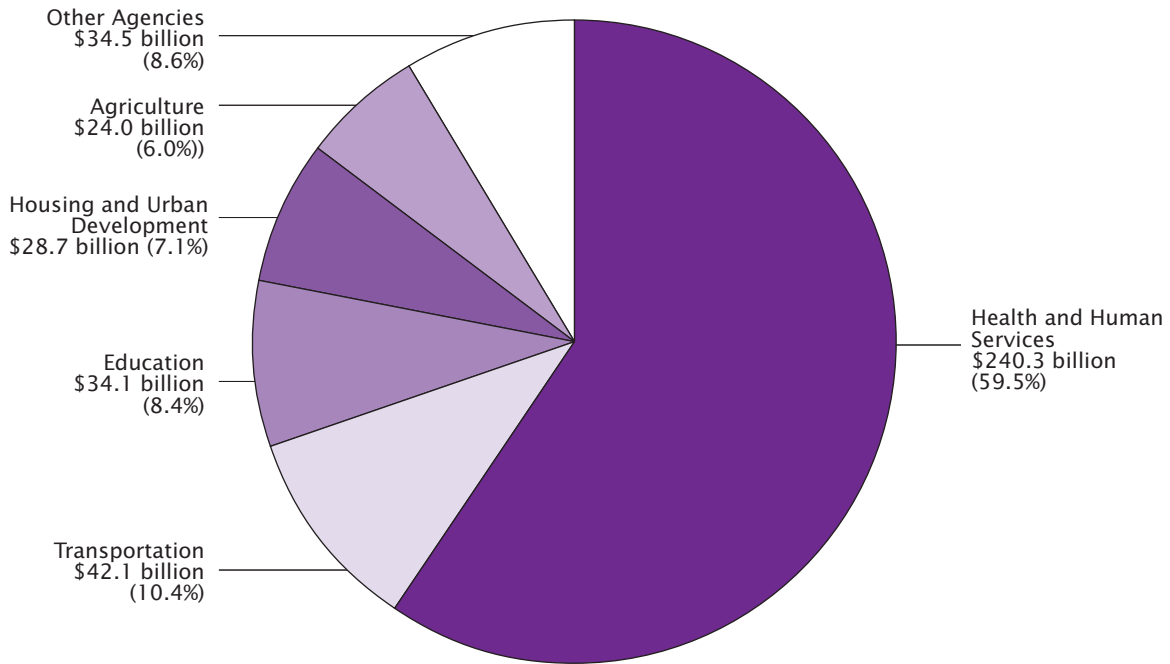
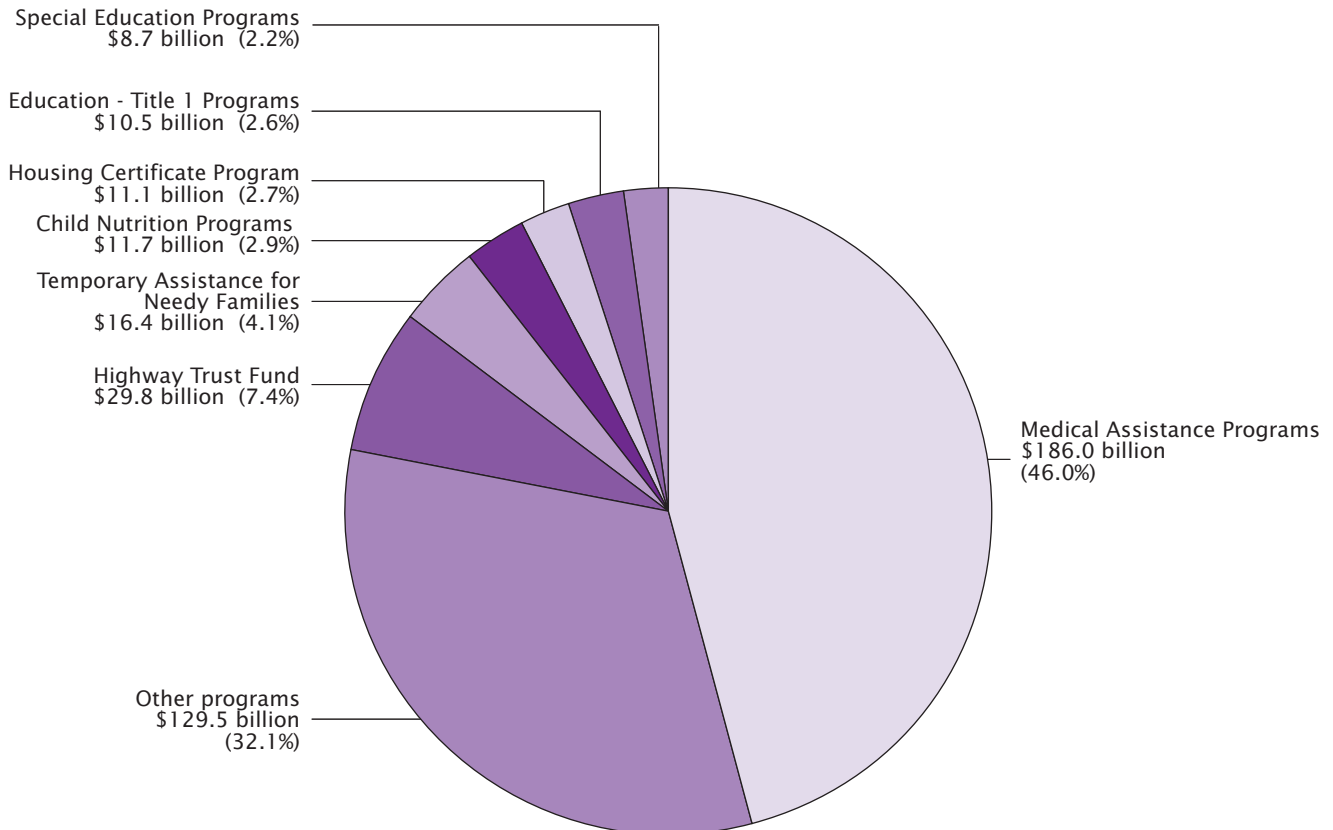


Figure 3.  
**Federal Aid to State and Local Governments, Amounts and Percentages  
 by Major Program Area: Fiscal Year 2005**



Note: Total federal aid to states and local governments in fiscal year 2005 was \$403.7 billion (100.0%).

Figure 4.  
**Federal Aid to State and Local Governments, Annual Amounts by Major Agency:  
 Fiscal Years 1981-2005**

In billion dollars

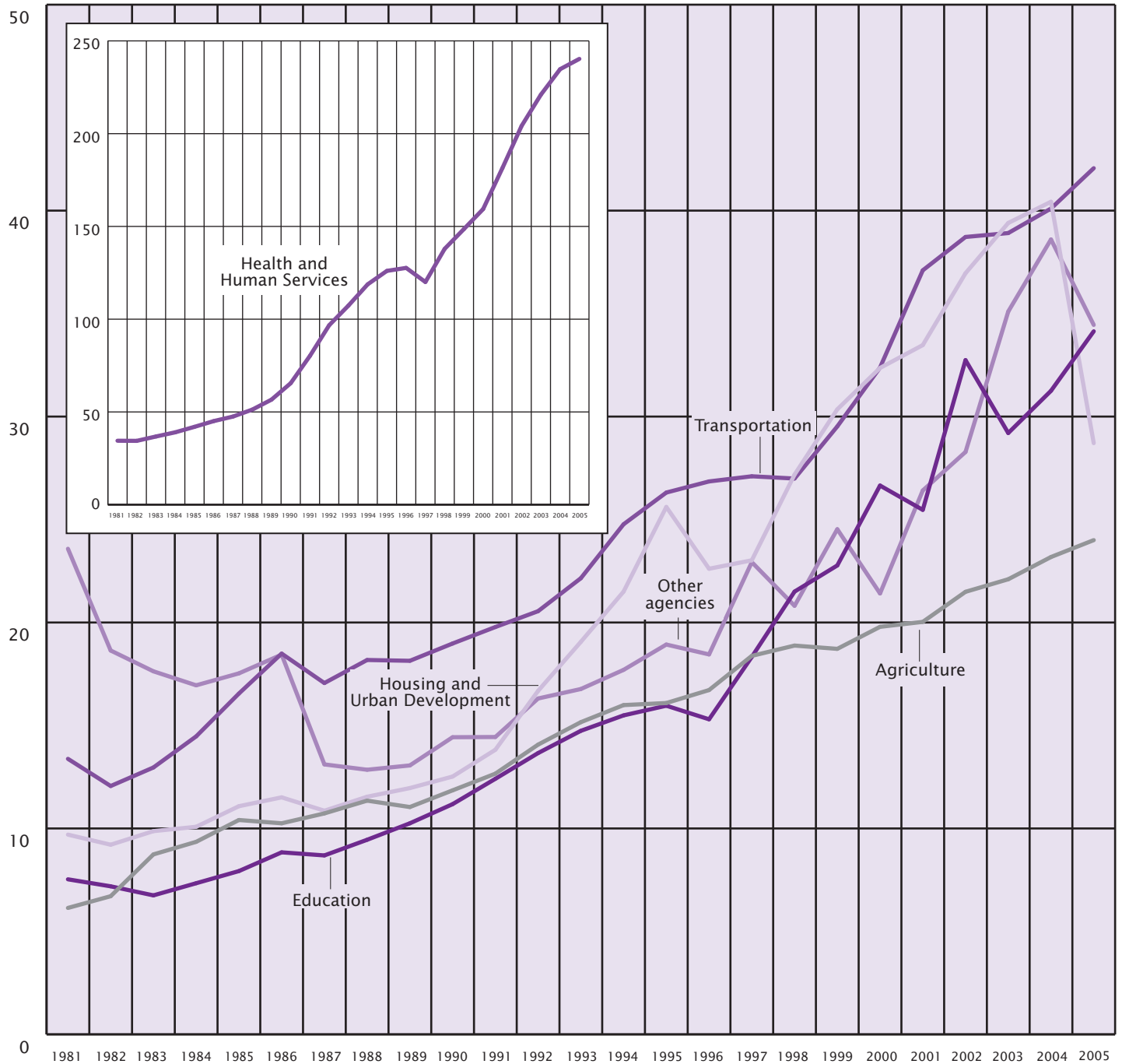
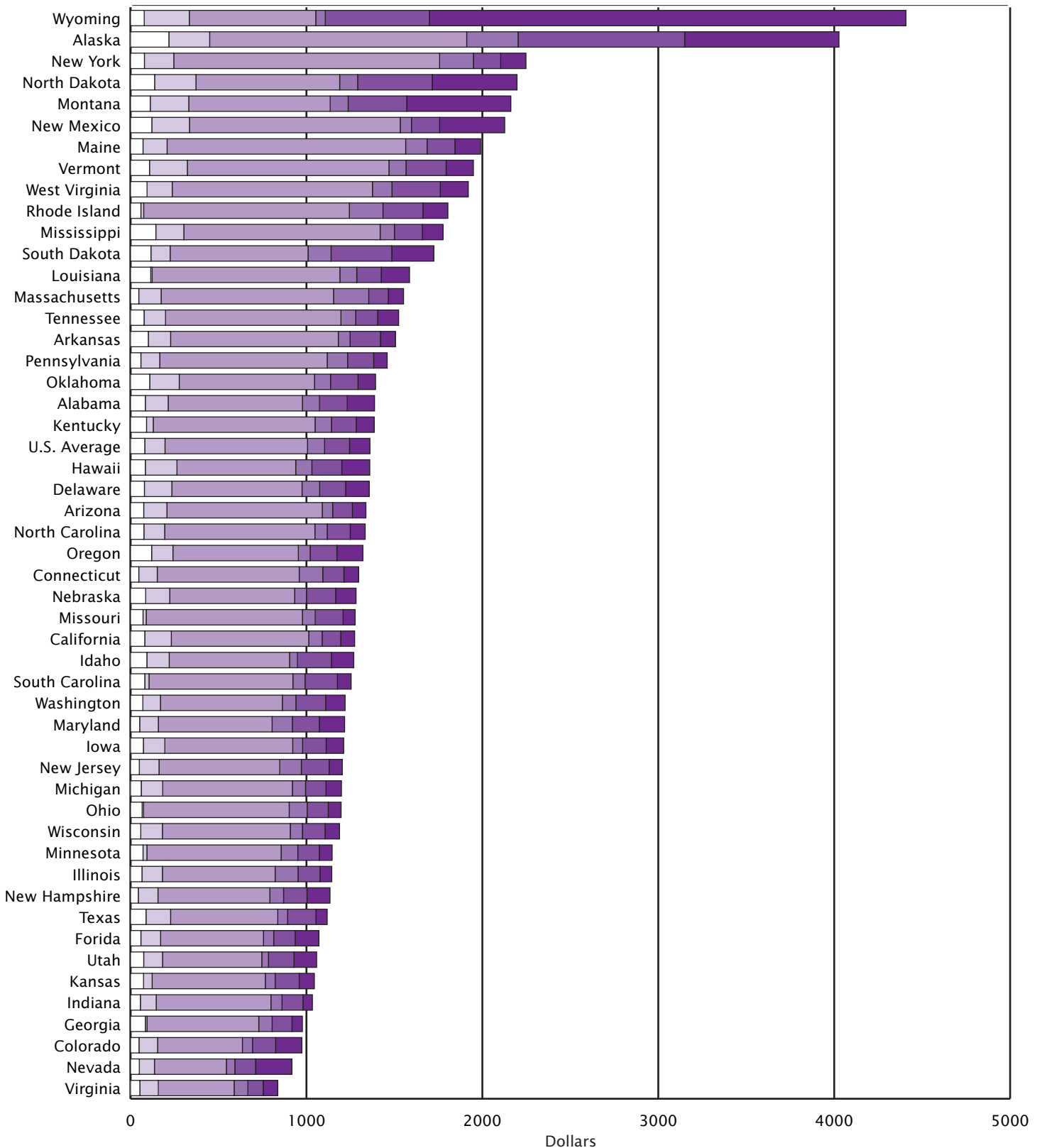
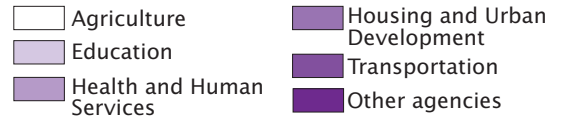


Figure 5.  
**Federal Aid to State and Local Governments, Per Capita Amounts by State, by Agency: Fiscal Year 2005**



Note: Chart excludes separate entry for the District of Columbia, which received \$5,927 total per capita federal aid.

Figure 6.  
**Federal Aid to State and Local Governments, Annual Amounts by Major Program Area:  
 Fiscal Years 1981-2005**

In billion dollars

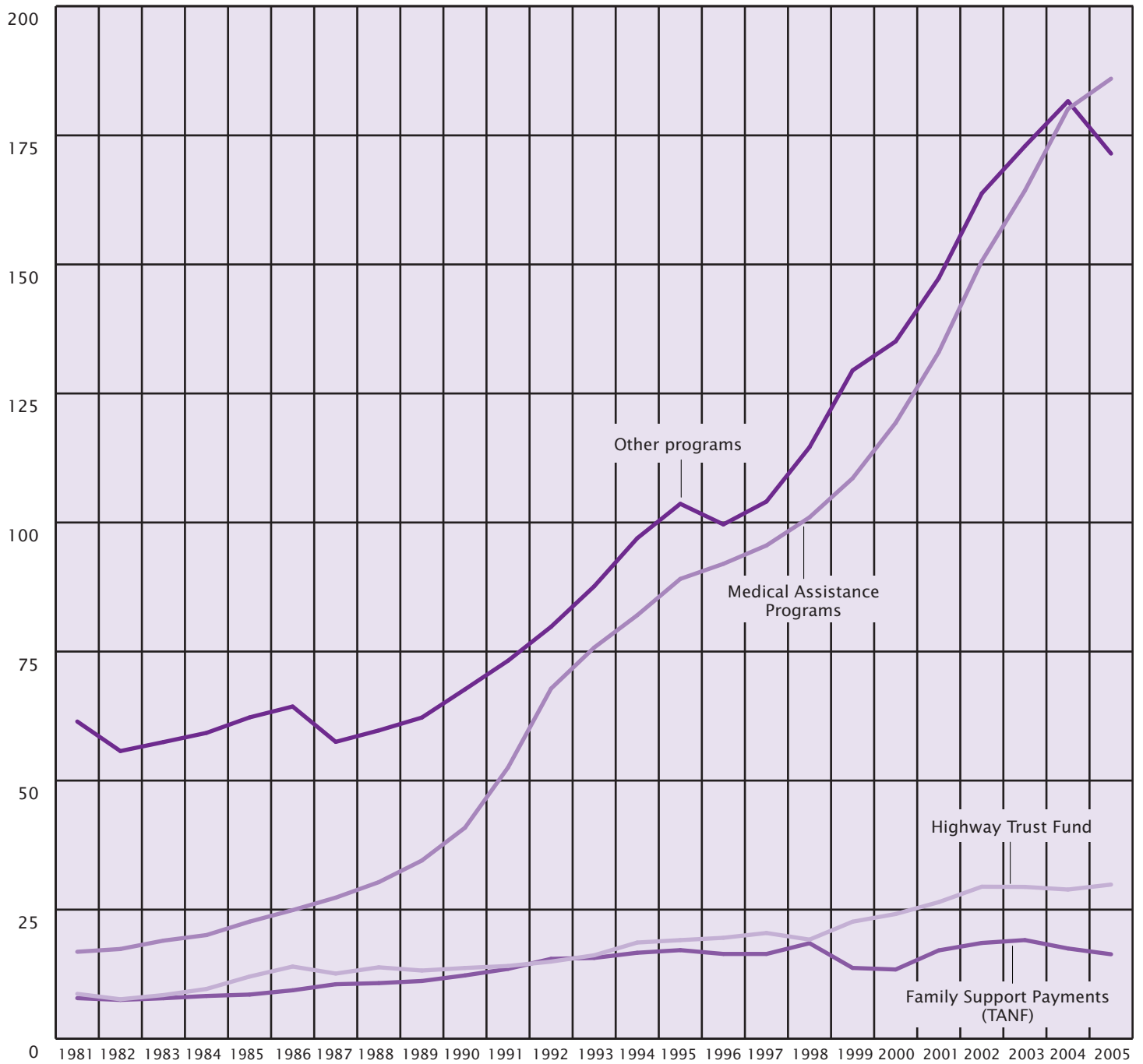
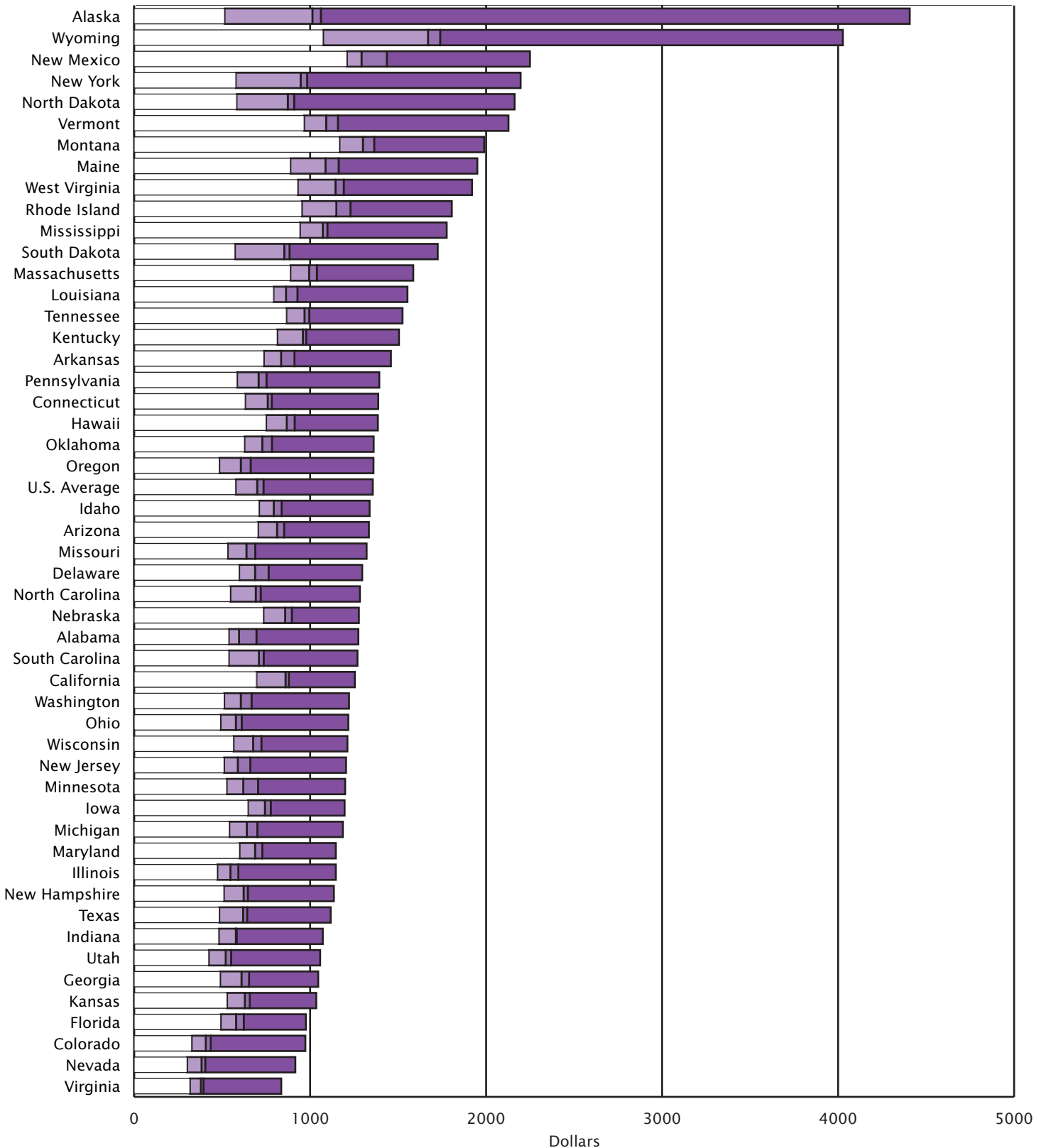




Figure 7.  
**Federal Aid to State and Local Governments, Per Capita Amounts by State, by Major Program Area: Fiscal Year 2005**

Medical Assistance Programs  
 Family Support Payments (TANF)  
 Highway Trust Fund  
 Other programs



Note: Chart excludes separate entry for the District of Columbia, which received \$5,927 total per capita federal aid.

**Table 1. Federal Government Grants and Other Payments to State and Local Governments, by Agency and for Selected Programs, by State and Outlying Area: Fiscal Year 2005**

[In thousand dollars. Detail may not add to total because of rounding. For meaning of abbreviations and symbols, see introductory text]

| State and outlying area         | Department of Agriculture |                   |                                |  |                      |                                   |                     |                                    |
|---------------------------------|---------------------------|-------------------|--------------------------------|--|----------------------|-----------------------------------|---------------------|------------------------------------|
|                                 | Total                     | Total             | Agricultural Marketing Service | Cooperative State Research Education and Extension Service |                      |                                   | Farm Service Agency | Food Safety and Inspection Service |
|                                 |                           |                   |                                | Total  | Extension activities | Research and education activities |                     |                                    |
| <b>United States, total ...</b> | <b>403 659 972</b>        | <b>23 996 227</b> | <b>451 542</b>                 | <b>927 930</b>   | <b>419 554</b>       | <b>508 376</b>                    | <b>7 563</b>        | <b>44 760</b>                      |
| Alabama .....                   | 6 306 208                 | 382 881           | 5 592                          | 16 048   | 11 900               | 4 148                             | 447                 | 1 279                              |
| Alaska .....                    | 2 670 788                 | 144 272           | 1 082                          | 15 438   | 2 923                | 12 515                            | —                   | —                                  |
| Arizona .....                   | 7 964 949                 | 449 285           | 14 162                         | 7 464  | 3 829                | 3 635                             | 111                 | 614                                |
| Arkansas .....                  | 4 179 098                 | 280 000           | 3 151                          | 18 798   | 10 536               | 8 262                             | 694                 | —                                  |
| California .....                | 46 029 364                | 2 912 217         | 49 534                         | 37 828   | 10 947               | 26 881                            | 425                 | —                                  |
| Colorado .....                  | 4 537 740                 | 221 581           | 7 797                          | 9 264  | 3 936                | 5 328                             | 25                  | 14                                 |
| Connecticut .....               | 4 538 564                 | 163 450           | 2 550                          | 13 550   | 2 632                | 10 423                            | —                   | —                                  |
| Delaware .....                  | 1 141 691                 | 66 670            | 942                            | 5 590  | 4 451                | 1 139                             | 184                 | 366                                |
| District of Columbia .....      | 3 449 688                 | 56 001            | 2 031                          | 1 071  | 1 071                | 718                               | —                   | —                                  |
| Florida .....                   | 19 045 720                | 1 051 130         | 12 995                         | 30 628   | 9 394                | 21 234                            | 84                  | —                                  |
| Georgia .....                   | 8 913 857                 | 763 975           | 6 346                          | 19 323   | 14 237               | 5 086                             | 270                 | 2 691                              |
| Hawaii .....                    | 1 730 696                 | 106 760           | 1 180                          | 11 988   | 1 792                | 10 196                            | —                   | —                                  |
| Idaho .....                     | 1 813 746                 | 133 602           | 1 872                          | 9 358  | 3 351                | 6 006                             | 16                  | —                                  |
| Illinois .....                  | 14 616 062                | 830 867           | 13 017                         | 50 863   | 11 730               | 39 133                            | 33                  | 4 667                              |
| Indiana .....                   | 6 483 034                 | 351 433           | 6 114                          | 9 466  | —                    | 9 466                             | 84                  | 2 096                              |
| Iowa .....                      | 3 594 220                 | 216 288           | 2 417                          | 24 805   | 11 388               | 13 417                            | 322                 | 1 081                              |
| Kansas .....                    | 2 872 410                 | 202 547           | 3 110                          | 13 959   | 7 338                | 6 620                             | 425                 | 1 768                              |
| Kentucky .....                  | 5 779 158                 | 378 329           | 8 447                          | 21 781   | 15 382               | 6 399                             | —                   | —                                  |
| Louisiana .....                 | 7 147 843                 | 520 262           | 17 448                         | 30 746   | 10 306               | 20 440                            | 352                 | 2 236                              |
| Maine .....                     | 2 622 808                 | 93 698            | 1 337                          | 3 665  | 3 152                | 513                               | 53                  | 96                                 |
| Maryland .....                  | 6 800 280                 | 289 104           | 3 889                          | 19 401   | 6 217                | 13 183                            | 284                 | —                                  |
| Massachusetts .....             | 9 988 685                 | 301 085           | 4 405                          | 5 324  | 3 655                | 1 670                             | 145                 | —                                  |
| Michigan .....                  | 12 112 688                | 616 615           | 22 883                         | 20 109   | 10 462               | 9 646                             | 35                  | —                                  |
| Minnesota .....                 | 5 878 396                 | 365 470           | 7 068                          | 18 251   | 11 685               | 6 566                             | 320                 | 691                                |
| Mississippi .....               | 5 168 358                 | 419 766           | 6 198                          | 77 669   | 13 777               | 63 892                            | —                   | 1 581                              |
| Missouri .....                  | 7 407 482                 | 413 822           | 9 252                          | 38 201   | 13 420               | 24 780                            | 41                  | 675                                |
| Montana .....                   | 2 021 176                 | 104 612           | 3 425                          | 9 416  | 4 079                | 5 337                             | 300                 | 542                                |
| Nebraska .....                  | 2 256 205                 | 152 047           | 3 723                          | 17 333   | 8 238                | 8 995                             | 163                 | —                                  |
| Nevada .....                    | 2 213 417                 | 120 675           | 3 240                          | 2 321  | 1 626                | 695                               | 9                   | —                                  |
| New Hampshire .....             | 1 482 737                 | 57 963            | 2 322                          | 2 066  | 2 066                | —                                 | —                   | —                                  |
| New Jersey .....                | 10 478 748                | 433 113           | 6 586                          | 8 348  | 3 975                | 4 373                             | 25                  | 306                                |
| New Mexico .....                | 4 097 084                 | 233 798           | 6 566                          | 15 087   | 3 812                | 11 275                            | 474                 | 569                                |
| New York .....                  | 43 437 913                | 1 524 076         | 25 219                         | 32 596   | 14 133               | 18 463                            | 91                  | 197                                |
| North Carolina .....            | 11 567 669                | 659 862           | 10 775                         | 22 798   | 18 480               | 4 318                             | —                   | 3 289                              |
| North Dakota .....              | 1 393 928                 | 86 854            | 3 198                          | 20 985   | 4 583                | 16 402                            | 307                 | 201                                |
| Ohio .....                      | 13 725 531                | 751 485           | 14 120                         | 24 305   | 12 240               | 12 066                            | —                   | 4 628                              |
| Oklahoma .....                  | 4 935 306                 | 386 771           | 18 356                         | 13 671   | 9 274                | 4 397                             | 689                 | 1 634                              |
| Oregon .....                    | 4 807 843                 | 436 972           | 4 835                          | 12 264   | 4 751                | 7 513                             | —                   | —                                  |
| Pennsylvania .....              | 18 102 694                | 735 115           | 13 770                         | 18 296   | 12 961               | 5 335                             | —                   | —                                  |
| Rhode Island .....              | 1 936 974                 | 63 162            | 1 059                          | 2 493  | 1 788                | 705                               | —                   | —                                  |
| South Carolina .....            | 5 325 780                 | 344 763           | 4 657                          | 11 029   | 9 470                | 1 559                             | —                   | 1 263                              |
| South Dakota .....              | 1 336 168                 | 89 970            | 7 031                          | 9 232  | 4 409                | 4 823                             | 88                  | 734                                |
| Tennessee .....                 | 9 082 887                 | 456 511           | 7 795                          | 18 103   | 14 814               | 3 289                             | —                   | —                                  |
| Texas .....                     | 25 621 935                | 2 017 044         | 32 767                         | 49 772   | 27 129               | 22 643                            | 285                 | 4 459                              |
| Utah .....                      | 2 632 767                 | 186 022           | 2 124                          | 10 576   | 3 469                | 7 107                             | 29                  | 1 085                              |
| Vermont .....                   | 1 213 137                 | 67 409            | 1 461                          | 7 997  | 3 624                | 4 373                             | —                   | 550                                |
| Virginia .....                  | 6 329 528                 | 402 088           | 6 603                          | 19 081   | 11 865               | 7 216                             | 406                 | 1 300                              |
| Washington .....                | 7 680 843                 | 439 277           | 8 432                          | 19 299   | 8 073                | 11 226                            | 68                  | —                                  |
| West Virginia .....             | 3 481 864                 | 169 676           | 2 352                          | 9 811  | 6 915                | 2 896                             | —                   | 599                                |
| Wisconsin .....                 | 6 563 471                 | 322 020           | 7 621                          | 23 621   | 13 972               | 9 649                             | 220                 | 3 308                              |
| Wyoming .....                   | 2 242 622                 | 39 506            | 784                            | 2 692  | 1 841                | 851                               | 60                  | 212                                |
| American Samoa .....            | 120 065                   | 26 490            | —                              | 904  | 904                  | —                                 | —                   | —                                  |
| Fed. States of Micronesia ..... | 106 220                   | 997               | —                              | 997  | 997                  | —                                 | —                   | —                                  |
| Guam .....                      | 334 764                   | 17 321            | 163                            | 1 623  | 1 035                | 588                               | —                   | —                                  |
| Marshall Islands .....          | 62 114                    | —                 | —                              | —  | —                    | —                                 | —                   | —                                  |
| Northern Marianas .....         | 112 412                   | 18 806            | 22                             | 882  | 882                  | —                                 | —                   | 29                                 |
| Palau .....                     | 35 877                    | —                 | —                              | —  | —                    | —                                 | —                   | —                                  |
| Puerto Rico .....               | 5 190 955                 | 1 870 359         | 6 047                          | 8 435  | 7 594                | 841                               | —                   | —                                  |
| Virgin Islands .....            | 271 144                   | 17 345            | 49                             | 1 185  | 1 040                | 144                               | —                   | —                                  |
| Undistributed .....             | 664 660                   | 33 008            | 31 621                         | —  | —                    | —                                 | —                   | —                                  |

See footnotes at end of table.

**Table 1. Federal Government Grants and Other Payments to State and Local Governments, by Agency and for Selected Programs, by State and Outlying Area: Fiscal Year 2005—Con.**

[In thousand dollars. Detail may not add to total because of rounding. For meaning of abbreviations and symbols, see introductory text]

| State and outlying area         | Department of Agriculture—Con. |                          |                               |                                 |   |                |                                 |   |                            |                         |              |
|---------------------------------|--------------------------------|--------------------------|-------------------------------|---------------------------------|---|----------------|---------------------------------|---|----------------------------|-------------------------|--------------|
|                                 | Food and Nutrition Service     |                          |                               |                                 |   | Forest Service |                                 |   |                            |                         |              |
|                                 | Total                          | Child nutrition programs | Commodity assistance programs | Food Stamp program <sup>1</sup> | Special supplemental food program (WIC) | Total          | Payments to states and counties | Rural community and emergency fire fighting program | State and private forestry | National Forest Service | Other        |
| <b>United States, total ...</b> | <b>21 110 037</b>              | <b>11 680 721</b>        | <b>187 581</b>                | <b>4 256 285</b>                | <b>4 985 450</b>                        | <b>613 373</b> | <b>381 561</b>                  | <b>5 172</b>  | <b>212 986</b>             | <b>7 128</b>            | <b>6 526</b> |
| Alabama .....                   | 334 829                        | 214 169                  | 4 024                         | 33 088                          | 83 548                                  | 9 142          | 2 113                           | —   | 7 029                      | —                       | —            |
| Alaska .....                    | 64 681                         | 33 444                   | 465                           | 8 782                           | 21 990                                  | 18 119         | 9 231                           | 140   | 8 436                      | —                       | 312          |
| Arizona .....                   | 410 650                        | 254 247                  | 4 435                         | 39 575                          | 112 393                                 | 7 499          | 7 379                           | —   | 101                        | 10                      | 9            |
| Arkansas .....                  | 223 816                        | 144 348                  | 1 592                         | 25 798                          | 52 078                                  | 10 780         | 6 935                           | —   | 3 836                      | 9                       | —            |
| California .....                | 2 714 455                      | 1 469 485                | 17 924                        | 397 291                         | 829 755                                 | 77 860         | 66 129                          | 1 138   | 8 290                      | 1 576                   | 727          |
| Colorado .....                  | 187 952                        | 109 095                  | 2 983                         | 28 469                          | 47 405                                  | 9 576          | 6 363                           | —   | 3 056                      | 46                      | 111          |
| Connecticut .....               | 142 690                        | 85 918                   | 1 371                         | 20 475                          | 34 926                                  | 1 586          | —                               | —   | 1 408                      | 116                     | 62           |
| Delaware .....                  | 55 214                         | 34 889                   | 617                           | 8 635                           | 11 073                                  | 2 633          | —                               | —   | 2 583                      | 34                      | 16           |
| District of Columbia .....      | 50 808                         | 22 621                   | 1 100                         | 14 413                          | 12 674                                  | 1 373          | —                               | —   | 1 164                      | 131                     | 78           |
| Florida .....                   | 986 815                        | 661 496                  | 5 856                         | 82 040                          | 237 423                                 | 5 652          | 2 482                           | —   | 3 170                      | —                       | —            |
| Georgia .....                   | 703 980                        | 472 728                  | 5 230                         | 68 268                          | 157 754                                 | 9 016          | 1 292                           | —   | 7 667                      | 56                      | 1            |
| Hawaii .....                    | 81 739                         | 39 978                   | 1 093                         | 11 441                          | 29 227                                  | 719            | —                               | —   | 715                        | 4                       | —            |
| Idaho .....                     | 83 456                         | 51 664                   | 616                           | 11 379                          | 19 797                                  | 31 222         | 21 017                          | 365   | 9 743                      | —                       | 97           |
| Illinois .....                  | 737 016                        | 448 635                  | 6 983                         | 95 178                          | 186 220                                 | 2 692          | 302                             | —   | 2 025                      | 77                      | 288          |
| Indiana .....                   | 316 178                        | 205 699                  | 3 180                         | 38 210                          | 69 089                                  | 2 793          | 129                             | —   | 2 231                      | 17                      | 416          |
| Iowa .....                      | 164 121                        | 102 283                  | 2 455                         | 19 517                          | 39 866                                  | 2 310          | —                               | —   | 2 190                      | —                       | 120          |
| Kansas .....                    | 170 872                        | 114 726                  | 945                           | 17 600                          | 37 601                                  | 355            | —                               | —   | 355                        | —                       | —            |
| Kentucky .....                  | 315 818                        | 198 721                  | 4 627                         | 35 497                          | 76 973                                  | 4 657          | 675                             | —   | 3 982                      | —                       | —            |
| Louisiana .....                 | 445 439                        | 281 356                  | 8 652                         | 55 663                          | 99 768                                  | 7 494          | 3 689                           | —   | 3 805                      | —                       | —            |
| Maine .....                     | 67 701                         | 38 890                   | 1 439                         | 14 105                          | 13 267                                  | 2 855          | 41                              | —   | 2 132                      | 556                     | 126          |
| Maryland .....                  | 256 495                        | 155 786                  | 1 947                         | 39 147                          | 59 615                                  | 3 066          | —                               | —   | 2 888                      | 10                      | 168          |
| Massachusetts .....             | 282 129                        | 179 623                  | 2 483                         | 38 599                          | 61 424                                  | 2 450          | —                               | —   | 2 013                      | 266                     | 171          |
| Michigan .....                  | 534 226                        | 301 278                  | 9 912                         | 96 136                          | 126 900                                 | 7 732          | 2 800                           | 7   | 4 390                      | 105                     | 430          |
| Minnesota .....                 | 307 695                        | 176 127                  | 3 375                         | 54 413                          | 73 780                                  | 9 329          | 4 257                           | 1 650   | 2 795                      | 167                     | 460          |
| Mississippi .....               | 298 743                        | 199 080                  | 2 384                         | 29 899                          | 67 380                                  | 12 500         | 8 205                           | —   | 4 288                      | 7                       | —            |
| Missouri .....                  | 339 663                        | 217 668                  | 3 130                         | 48 155                          | 70 710                                  | 5 516          | 2 744                           | —   | 2 268                      | —                       | 504          |
| Montana .....                   | 59 441                         | 34 190                   | 1 255                         | 10 970                          | 13 026                                  | 22 047         | 12 800                          | 809   | 8 333                      | —                       | 105          |
| Nebraska .....                  | 120 561                        | 73 699                   | 1 873                         | 20 240                          | 24 749                                  | 442            | 55                              | —   | 362                        | —                       | 25           |
| Nevada .....                    | 106 944                        | 62 184                   | 1 009                         | 14 702                          | 29 049                                  | 5 195          | 465                             | 115   | 4 281                      | 136                     | 198          |
| New Hampshire .....             | 40 189                         | 22 124                   | 942                           | 6 435                           | 10 688                                  | 8 294          | 658                             | 6   | 6 820                      | 522                     | 288          |
| New Jersey .....                | 405 968                        | 229 830                  | 3 910                         | 79 101                          | 93 127                                  | 4 488          | —                               | 234   | 4 102                      | 29                      | 123          |
| New Mexico .....                | 197 057                        | 127 949                  | 2 133                         | 24 567                          | 42 408                                  | 2 758          | 2 360                           | 304   | 65                         | —                       | 29           |
| New York .....                  | 1 433 198                      | 775 352                  | 14 277                        | 298 698                         | 344 871                                 | 4 843          | 17                              | —   | 4 023                      | 505                     | 298          |
| North Carolina .....            | 580 592                        | 370 247                  | 4 410                         | 66 553                          | 139 382                                 | 16 095         | 1 011                           | —   | 14 724                     | 239                     | 121          |
| North Dakota .....              | 47 887                         | 27 017                   | 773                           | 8 594                           | 11 503                                  | 1 374          | —                               | —   | 1 346                      | —                       | 28           |
| Ohio .....                      | 674 187                        | 339 192                  | 6 847                         | 171 449                         | 156 699                                 | 2 913          | 88                              | 321   | 2 128                      | 372                     | 4            |
| Oklahoma .....                  | 319 110                        | 195 440                  | 2 571                         | 46 960                          | 74 139                                  | 3 731          | 1 227                           | —   | 2 504                      | —                       | —            |
| Oregon .....                    | 254 774                        | 123 291                  | 2 583                         | 65 418                          | 63 482                                  | 153 998        | 146 954                         | —   | 6 973                      | 2                       | 69           |
| Pennsylvania .....              | 651 843                        | 346 144                  | 7 817                         | 153 669                         | 144 213                                 | 9 861          | 6 427                           | —   | 2 787                      | 130                     | 517          |
| Rhode Island .....              | 57 224                         | 34 166                   | 630                           | 7 804                           | 14 624                                  | 774            | —                               | —   | 688                        | —                       | 86           |
| South Carolina .....            | 303 273                        | 206 176                  | 3 208                         | 27 028                          | 66 861                                  | 13 620         | 3 256                           | —   | 10 348                     | 16                      | —            |
| South Dakota .....              | 60 650                         | 34 096                   | 970                           | 11 276                          | 14 308                                  | 5 264          | 3 786                           | —   | 1 465                      | —                       | 13           |
| Tennessee .....                 | 400 043                        | 250 331                  | 4 873                         | 43 620                          | 101 219                                 | 7 977          | 555                             | —   | 7 396                      | 24                      | 2            |
| Texas .....                     | 1 892 409                      | 1 268 528                | 10 997                        | 141 989                         | 470 895                                 | 11 785         | 4 663                           | —   | 7 119                      | 3                       | —            |
| Utah .....                      | 153 505                        | 92 835                   | 888                           | 26 069                          | 33 713                                  | 11 524         | 1 967                           | 50  | 9 432                      | 55                      | 20           |
| Vermont .....                   | 45 296                         | 19 324                   | 660                           | 14 072                          | 11 240                                  | 4 747          | 388                             | —   | 2 910                      | 1 350                   | 99           |
| Virginia .....                  | 337 718                        | 176 451                  | 3 174                         | 79 134                          | 78 959                                  | 8 216          | 938                             | —   | 7 004                      | 170                     | 104          |
| Washington .....                | 346 259                        | 191 736                  | 2 457                         | 44 592                          | 107 474                                 | 48 751         | 41 821                          | —   | 6 930                      | —                       | —            |
| West Virginia .....             | 134 786                        | 83 055                   | 1 510                         | 16 498                          | 33 723                                  | 4 173          | 2 003                           | —   | 1 884                      | 197                     | 89           |
| Wisconsin .....                 | 267 635                        | 155 964                  | 2 946                         | 41 398                          | 67 327                                  | 6 887          | 1 908                           | 33  | 4 699                      | 61                      | 186          |
| Wyoming .....                   | 30 382                         | 17 528                   | 218                           | 4 885                           | 7 751                                   | 2 390          | 2 364                           | —   | —                          | —                       | 26           |
| American Samoa .....            | 25 406                         | 13 476                   | 23                            | 5 490                           | 6 417                                   | 180            | —                               | —   | 180                        | —                       | —            |
| Fed. States of Micronesia ..... | —                              | —                        | —                             | —                               | —                                       | —              | —                               | —   | —                          | —                       | —            |
| Guam .....                      | 15 288                         | 6 497                    | 116                           | 1 627                           | 7 048                                   | 121            | —                               | —   | 121                        | —                       | —            |
| Marshall Islands .....          | —                              | —                        | —                             | —                               | —                                       | —              | —                               | —   | —                          | —                       | —            |
| Northern Marianas .....         | 17 810                         | 6 652                    | 63                            | 11 095                          | —                                       | 63             | —                               | —   | 63                         | —                       | —            |
| Palau .....                     | —                              | —                        | —                             | —                               | —                                       | —              | —                               | —   | —                          | —                       | —            |
| Puerto Rico .....               | 1 840 023                      | 178 185                  | 5 567                         | 1 477 106                       | 179 165                                 | 1 307          | 67                              | —   | 1 147                      | 93                      | —            |
| Virgin Islands .....            | 13 398                         | 5 108                    | 63                            | 3 473                           | 4 754                                   | 629            | —                               | —   | 592                        | 37                      | —            |
| Undistributed .....             | —                              | —                        | —                             | —                               | —                                       | —              | —                               | —   | —                          | —                       | —            |

See footnotes at end of table.

**Table 1. Federal Government Grants and Other Payments to State and Local Governments, by Agency and for Selected Programs, by State and Outlying Area: Fiscal Year 2005—Con.**

[In thousand dollars. Detail may not add to total because of rounding. For meaning of abbreviations and symbols, see introductory text]

| State and outlying area         | Department of Agriculture—Con.         |                |                             |   |                             |   |                    | Appalachian Regional Commission |
|---------------------------------|--|----------------|-----------------------------|---|-----------------------------|---|--------------------|---------------------------------|
|                                 | Rural development activities           |                |                             |   |                             |   |                    |                                 |
|                                 | Natural Resources Conservation Service | Total          | Community facilities grants | Rural, regional, and cooperative development programs | Housing preservation grants | Water systems and waste disposal systems grants | Other <sup>2</sup> |                                 |
| <b>United States, total ...</b> | <b>47 843</b>                          | <b>793 179</b> | <b>27 877</b>               | <b>73 875</b>   | <b>11 349</b>               | <b>632 947</b>                                  | <b>47 131</b>      | <b>34 191</b>                   |
| Alabama .....                   | 66                                     | 15 478         | 386                         | 509   | 19                          | 14 183  | 381                | 3 620                           |
| Alaska .....                    | —                                      | 44 952         | 2 184                       | 817   | 52                          | 41 650  | 249                | —                               |
| Arizona .....                   | 154                                    | 8 631          | 86                          | 510   | 770                         | 6 980   | 285                | —                               |
| Arkansas .....                  | 2 596                                  | 20 166         | 1 306                       | 1 355   | 648                         | 15 433  | 1 424              | 9                               |
| California .....                | 1 880                                  | 30 235         | 616                         | 2 898   | 977                         | 21 427  | 4 317              | 2                               |
| Colorado .....                  | 149                                    | 6 804          | 208                         | 573   | 335                         | 4 184   | 1 504              | 9                               |
| Connecticut .....               | —                                      | 3 568          | 53                          | 180   | —                           | 3 335   | —                  | 8                               |
| Delaware .....                  | 13                                     | 1 728          | 13                          | 26  | —                           | 1 689   | —                  | —                               |
| District of Columbia .....      | —                                      | —              | —                           | —   | —                           | —   | —                  | 643                             |
| Florida .....                   | 324                                    | 14 632         | 661                         | 904   | 1 043                       | 11 120  | 904                | 37                              |
| Georgia .....                   | 347                                    | 22 002         | 847                         | 2 224   | 317                         | 15 799  | 2 815              | 1 316                           |
| Hawaii .....                    | 1 874                                  | 9 260          | —                           | 7 252   | 98                          | 1 606   | 304                | —                               |
| Idaho .....                     | 75                                     | 7 603          | 34                          | 2 687   | 30                          | 6 468   | 384                | —                               |
| Illinois .....                  | 3 280                                  | 19 299         | 950                         | 2 099   | 229                         | 13 248  | 2 773              | 11                              |
| Indiana .....                   | 67                                     | 14 635         | 269                         | 1 788   | 32                          | 12 362  | 184                | —                               |
| Iowa .....                      | 2 818                                  | 18 414         | 1 188                       | 3 904   | 55                          | 13 238  | 29                 | —                               |
| Kansas .....                    | 1 124                                  | 10 935         | 47                          | 1 177   | 207                         | 8 611   | 893                | —                               |
| Kentucky .....                  | 253                                    | 27 373         | 350                         | 1 364   | 288                         | 20 557  | 4 814              | 3 093                           |
| Louisiana .....                 | 236                                    | 16 311         | 1 703                       | 434   | 197                         | 13 657  | 320                | —                               |
| Maine .....                     | 3 704                                  | 14 287         | 532                         | 1 846   | 586                         | 10 548  | 775                | —                               |
| Maryland .....                  | 25                                     | 5 944          | 125                         | 936   | —                           | 2 941   | 1 942              | 826                             |
| Massachusetts .....             | 859                                    | 5 773          | 4                           | 474   | 19                          | 5 276   | —                  | 243                             |
| Michigan .....                  | 50                                     | 31 580         | 963                         | 1 136   | 314                         | 28 953  | 214                | —                               |
| Minnesota .....                 | 2 407                                  | 19 709         | 253                         | 2 665   | 160                         | 16 529  | 102                | 10                              |
| Mississippi .....               | 2 179                                  | 20 896         | 2 052                       | 2 062   | 175                         | 16 175  | 432                | 1 596                           |
| Missouri .....                  | 4 916                                  | 15 558         | 640                         | 1 956   | —                           | 12 962  | —                  | —                               |
| Montana .....                   | 435                                    | 9 006          | 294                         | 1 121   | 176                         | 6 894   | 521                | —                               |
| Nebraska .....                  | 1                                      | 9 925          | 385                         | 881   | 23                          | 8 183   | 453                | 1                               |
| Nevada .....                    | —                                      | 2 966          | 235                         | 134   | 16                          | 2 417   | 164                | —                               |
| New Hampshire .....             | —                                      | 5 092          | 85                          | 417   | —                           | 4 590   | —                  | 8                               |
| New Jersey .....                | —                                      | 7 393          | 759                         | 904   | 35                          | 5 573   | 122                | —                               |
| New Mexico .....                | 1 096                                  | 10 191         | 1 571                       | 871   | 4                           | 7 198   | 547                | —                               |
| New York .....                  | 80                                     | 27 852         | 242                         | 1 787   | 186                         | 24 284  | 1 353              | 2 585                           |
| North Carolina .....            | 943                                    | 25 370         | 2 149                       | 2 210   | 393                         | 19 775  | 843                | 1 913                           |
| North Dakota .....              | 2 118                                  | 10 784         | 181                         | 2 076   | 73                          | 6 872   | 1 582              | —                               |
| Ohio .....                      | —                                      | 31 331         | 416                         | 1 006   | 315                         | 28 888  | 706                | 2 820                           |
| Oklahoma .....                  | 1 538                                  | 28 042         | 317                         | 1 555   | 745                         | 24 871  | 554                | 1                               |
| Oregon .....                    | 2                                      | 11 099         | 192                         | 271   | 25                          | 10 428  | 183                | —                               |
| Pennsylvania .....              | 3 924                                  | 37 421         | 130                         | 2 413   | 333                         | 32 766  | 1 779              | 4 643                           |
| Rhode Island .....              | —                                      | 1 612          | 106                         | 59  | —                           | 1 447   | —                  | —                               |
| South Carolina .....            | 11                                     | 10 910         | 112                         | 856   | 321                         | 9 092   | 529                | 1 651                           |
| South Dakota .....              | 48                                     | 6 923          | 220                         | 878   | 64                          | 3 741   | 2 020              | —                               |
| Tennessee .....                 | 101                                    | 22 492         | 522                         | 1 356   | 358                         | 19 030  | 1 226              | 3 973                           |
| Texas .....                     | 4 149                                  | 21 418         | 794                         | 918   | 162                         | 16 797  | 2 747              | —                               |
| Utah .....                      | 104                                    | 7 075          | 347                         | 450   | 352                         | 5 605   | 321                | —                               |
| Vermont .....                   | 114                                    | 7 244          | 580                         | 1 063   | 23                          | 5 578   | —                  | —                               |
| Virginia .....                  | 257                                    | 28 507         | 1 043                       | 8 829   | 61                          | 18 060  | 514                | 1 478                           |
| Washington .....                | 119                                    | 16 349         | 431                         | 1 364   | 668                         | 13 027  | 859                | 21                              |
| West Virginia .....             | 3 348                                  | 14 607         | 87                          | 733   | 165                         | 11 841  | 1 781              | 3 674                           |
| Wisconsin .....                 | —                                      | 12 728         | 457                         | 1 239   | 18                          | 9 764   | 1 250              | —                               |
| Wyoming .....                   | 41                                     | 2 945          | 64                          | 188   | 34                          | 2 659   | —                  | —                               |
| American Samoa .....            | —                                      | —              | —                           | —   | —                           | —   | —                  | —                               |
| Fed. States of Micronesia ..... | —                                      | —              | —                           | —   | —                           | —   | —                  | —                               |
| Guam .....                      | 18                                     | 108            | —                           | —   | —                           | 108   | —                  | —                               |
| Marshall Islands .....          | —                                      | —              | —                           | —   | —                           | —   | —                  | —                               |
| Northern Marianas .....         | —                                      | —              | —                           | —   | —                           | —   | —                  | —                               |
| Palau .....                     | —                                      | —              | —                           | —   | —                           | —   | —                  | —                               |
| Puerto Rico .....               | —                                      | 14 547         | 44                          | 450   | 248                         | 13 805  | —                  | —                               |
| Virgin Islands .....            | —                                      | 2 084          | —                           | 50  | —                           | —   | 2 034              | —                               |
| Undistributed .....             | —                                      | 1 387          | 644                         | 20  | —                           | 723   | —                  | —                               |

See footnotes at end of table.

**Table 1. Federal Government Grants and Other Payments to State and Local Governments, by Agency and for Selected Programs, by State and Outlying Area: Fiscal Year 2005—Con.**

[In thousand dollars. Detail may not add to total because of rounding. For meaning of abbreviations and symbols, see introductory text]

| State and outlying area             | Department of Commerce |                                     |                                    |   |  | Corporation for National and Community Service | Corporation for Public Broadcasting | Department of Defense |  |                                       |
|-------------------------------------|------------------------|-------------------------------------|------------------------------------|---|--|--|-------------------------------------|-----------------------|--|---------------------------------------|
|                                     | Total                  | Economic Development Administration | International Trade Administration | National Oceanic and Atmospheric Administration | National Telecommunications and Information Administration |  |                                     | Total                 | U.S. Army Corps of Engineers—civilian construction program | U.S. Army National Guard—construction |
| <b>United States, total</b> . . . . | <b>887 094</b>         | <b>375 709</b>                      | <b>9 890</b>                       | <b>460 479</b>                                  | <b>41 016</b>  | <b>158 832</b>                                 | <b>411 970</b>                      | <b>373 201</b>        | <b>8 681</b>   | <b>364 520</b>                        |
| Alabama . . . . .                   | 18 668                 | 9 447                               | —                                  | 8 928   | 293  | 964  | 2 582                               | 6 942                 | 20   | 6 922                                 |
| Alaska . . . . .                    | 67 960                 | 10 226                              | —                                  | 56 524  | 1 210  | 1 581  | 8 898                               | 3 579                 | 1  | 3 578                                 |
| Arizona . . . . .                   | 9 959                  | 7 979                               | —                                  | 1 870   | 110  | 3 207  | 4 118                               | 1 631                 | —  | 1 631                                 |
| Arkansas . . . . .                  | 2 770                  | 2 536                               | —                                  | —   | 234  | 2 485  | 1 722                               | 7 087                 | 619  | 6 468                                 |
| California . . . . .                | 63 932                 | 35 142                              | 16                                 | 26 361  | 2 413  | 52 084   | 41 919                              | 30 220                | 288  | 29 932                                |
| Colorado . . . . .                  | 13 433                 | 4 490                               | —                                  | 8 606   | 337  | 2 566  | 4 724                               | 11 357                | —  | 11 357                                |
| Connecticut . . . . .               | 15 261                 | 5 367                               | —                                  | 9 718   | 176  | 1 673  | 2 459                               | 2 375                 | 8  | 2 367                                 |
| Delaware . . . . .                  | 5 525                  | —                                   | —                                  | 5 038   | 487  | 1 678  | 1                                   | 99                    | —  | 99                                    |
| District of Columbia . . . . .      | 2 615                  | 1 786                               | —                                  | 250   | 579  | 2 530  | 6 351                               | —                     | —  | —                                     |
| Florida . . . . .                   | 25 904                 | 9 647                               | —                                  | 15 823  | 434  | 1 959  | 13 314                              | 14 817                | 12   | 14 805                                |
| Georgia . . . . .                   | 14 877                 | 10 834                              | —                                  | 3 731   | 312  | 729  | 5 342                               | 1 481                 | 1 481  | —                                     |
| Hawaii . . . . .                    | 28 601                 | 4 622                               | —                                  | 23 287  | 692  | 1 147  | 2 177                               | 12 566                | —  | 12 566                                |
| Idaho . . . . .                     | 8 200                  | 4 470                               | —                                  | 3 543   | 187  | 1 714  | 2 281                               | 172                   | 6  | 166                                   |
| Illinois . . . . .                  | 14 494                 | 10 232                              | —                                  | 2 753   | 1 509  | 284  | 12 481                              | 3 087                 | 487  | 2 600                                 |
| Indiana . . . . .                   | 3 506                  | 3 022                               | —                                  | —   | 484  | 36   | 6 626                               | 11 177                | 1  | 11 176                                |
| Iowa . . . . .                      | 5 861                  | 4 206                               | —                                  | 616   | 1 039  | 198  | 3 922                               | 2 642                 | 443  | 2 199                                 |
| Kansas . . . . .                    | 3 059                  | 2 384                               | —                                  | —   | 675  | 2 506  | 2 867                               | 10 785                | 305  | 10 480                                |
| Kentucky . . . . .                  | 14 261                 | 14 039                              | —                                  | 18  | 204  | 3 209  | 4 664                               | 3 854                 | 843  | 3 011                                 |
| Louisiana . . . . .                 | 20 060                 | 5 612                               | —                                  | 13 948  | 500  | —  | 3 483                               | 9 887                 | 9  | 9 878                                 |
| Maine . . . . .                     | 8 713                  | 2 375                               | —                                  | 5 848   | 490  | 2 325  | 1 652                               | 12 051                | —  | 12 051                                |
| Maryland . . . . .                  | 20 650                 | 816                                 | —                                  | 18 735  | 1 099  | 5 030  | 5 074                               | 4 436                 | 35   | 4 401                                 |
| Massachusetts . . . . .             | 14 645                 | 3 837                               | —                                  | 9 274   | 1 534  | —  | 14 133                              | 4 927                 | 33   | 4 894                                 |
| Michigan . . . . .                  | 21 192                 | 14 063                              | —                                  | 5 611   | 1 518  | 6 142  | 8 652                               | 20 228                | —  | 20 228                                |
| Minnesota . . . . .                 | 9 736                  | 7 137                               | —                                  | 1 870   | 729  | 44   | 13 700                              | 115                   | 7  | 108                                   |
| Mississippi . . . . .               | 23 306                 | 4 271                               | —                                  | 18 897  | 138  | 8 258  | 2 101                               | 9 176                 | 319  | 8 857                                 |
| Missouri . . . . .                  | 4 842                  | 4 379                               | —                                  | —   | 463  | —  | 4 988                               | 12 739                | 1 072  | 11 667                                |
| Montana . . . . .                   | 4 618                  | 4 007                               | —                                  | 126   | 485  | 3 504  | 1 113                               | 8 324                 | 34   | 8 290                                 |
| Nebraska . . . . .                  | 3 327                  | 2 368                               | —                                  | —   | 959  | —  | 4 065                               | 8 719                 | 105  | 8 614                                 |
| Nevada . . . . .                    | 2 898                  | 2 366                               | —                                  | 530   | 2  | 186  | 2 357                               | 19                    | —  | 19                                    |
| New Hampshire . . . . .             | 7 525                  | 1 581                               | —                                  | 5 853   | 91   | —  | 1 954                               | 1 147                 | 6  | 1 141                                 |
| New Jersey . . . . .                | 18 755                 | 13 887                              | —                                  | 4 592   | 276  | 4 971  | 3 567                               | —                     | —  | —                                     |
| New Mexico . . . . .                | 8 648                  | 6 447                               | —                                  | —   | 2 201  | 2 514  | 3 498                               | 64                    | —  | 64                                    |
| New York . . . . .                  | 21 221                 | 12 621                              | —                                  | 6 963   | 1 637  | 16 988   | 37 777                              | 5 098                 | 4  | 5 094                                 |
| North Carolina . . . . .            | 27 675                 | 11 989                              | —                                  | 14 550  | 1 136  | 474  | 82 720                              | 17 207                | 2  | 17 205                                |
| North Dakota . . . . .              | 3 622                  | 2 588                               | —                                  | —   | 1 034  | 823  | 1 211                               | 4 012                 | 88   | 3 924                                 |
| Ohio . . . . .                      | 19 651                 | 12 532                              | —                                  | 4 498   | 2 621  | 6 753  | 11 168                              | 5 206                 | 24   | 5 182                                 |
| Oklahoma . . . . .                  | 10 980                 | 3 713                               | 156                                | 6 810   | 301  | 1 832  | 2 634                               | 1 134                 | 455  | 679                                   |
| Oregon . . . . .                    | 36 716                 | 3 912                               | —                                  | 31 018  | 1 786  | 251  | 4 810                               | 6 918                 | 22   | 6 896                                 |
| Pennsylvania . . . . .              | 25 748                 | 21 496                              | —                                  | 3 473   | 779  | 980  | 11 741                              | 6 927                 | 92   | 6 835                                 |
| Rhode Island . . . . .              | 8 419                  | 730                                 | —                                  | —   | 337  | 379  | 710                                 | —                     | —  | —                                     |
| South Carolina . . . . .            | 51 425                 | 6 902                               | 9 718                              | 33 381  | 1 424  | —  | 3 311                               | 123                   | 120  | 3                                     |
| South Dakota . . . . .              | 2 469                  | 1 580                               | —                                  | 148   | 741  | 73   | 1 426                               | 3 800                 | 96   | 3 704                                 |
| Tennessee . . . . .                 | 9 071                  | 7 794                               | —                                  | —   | 1 277  | 4 352  | 5 062                               | 2 025                 | 578  | 1 447                                 |
| Texas . . . . .                     | 37 642                 | 22 686                              | —                                  | 13 764  | 1 192  | 525  | 13 115                              | 2 634                 | 951  | 1 683                                 |
| Utah . . . . .                      | 5 052                  | 4 704                               | —                                  | —   | 348  | 1 844  | 5 556                               | —                     | —  | —                                     |
| Vermont . . . . .                   | 903                    | 446                                 | —                                  | 344   | 113  | 1 284  | 1 714                               | 4 158                 | —  | 4 158                                 |
| Virginia . . . . .                  | 17 857                 | 7 853                               | —                                  | 8 547   | 1 457  | —  | 8 650                               | 15 245                | 19   | 15 226                                |
| Washington . . . . .                | 65 171                 | 10 404                              | —                                  | 53 882  | 885  | 781  | 6 621                               | 2 301                 | 33   | 2 268                                 |
| West Virginia . . . . .             | 14 971                 | 14 333                              | —                                  | 73  | 565  | 131  | 1 347                               | 16 255                | 23   | 16 232                                |
| Wisconsin . . . . .                 | 19 441                 | 9 765                               | —                                  | 8 985   | 691  | 6 239  | 6 900                               | 4 705                 | 40   | 4 665                                 |
| Wyoming . . . . .                   | 958                    | 597                                 | —                                  | 15  | 346  | —  | 836                                 | —                     | —  | —                                     |
| American Samoa . . . . .            | 2 302                  | —                                   | —                                  | 2 158   | 144  | 780  | 427                                 | —                     | —  | —                                     |
| Fed. States of Micronesia . . . . . | —                      | —                                   | —                                  | —   | —  | —  | —                                   | —                     | —  | —                                     |
| Guam . . . . .                      | 2 311                  | 727                                 | —                                  | 1 584   | —  | —  | 665                                 | 6 696                 | —  | 6 696                                 |
| Marshall Islands . . . . .          | 140                    | —                                   | —                                  | —   | 140  | —  | —                                   | —                     | —  | —                                     |
| Northern Marianas . . . . .         | 365                    | —                                   | —                                  | 365   | —  | 174  | —                                   | —                     | —  | —                                     |
| Palau . . . . .                     | —                      | —                                   | —                                  | —   | —  | —  | —                                   | —                     | —  | —                                     |
| Puerto Rico . . . . .               | 13 127                 | 4 699                               | —                                  | 8 226   | 202  | 605  | 3 647                               | —                     | —  | —                                     |
| Virgin Islands . . . . .            | 1 785                  | 63                                  | —                                  | 1 722   | —  | 40   | 609                                 | —                     | —  | —                                     |
| Undistributed . . . . .             | 271                    | —                                   | —                                  | 271   | —  | —  | 2 528                               | 53 054                | —  | 53 054                                |

See footnotes at end of table.



**Table 1. Federal Government Grants and Other Payments to State and Local Governments, by Agency and for Selected Programs, by State and Outlying Area: Fiscal Year 2005—Con.**

[In thousand dollars. Detail may not add to total because of rounding. For meaning of abbreviations and symbols, see introductory text]

| State and outlying area         | Department of Education |  |  |   |  |                                      |  |   |                                       |
|---------------------------------|-------------------------|--|--|---|--|--------------------------------------|--|---|---------------------------------------|
|                                 | Total                   | Office of English Language Acquisition | Office of Educational Research and Improvement | Office of Special Education and Rehabilitative Services |  |                                      | Office of Vocational and Adult Education |   |                                       |
|                                 |                         |  |  | Total   | Rehabilitation services and disability research programs | Office of Special Education programs | Total                                    | Vocational technical education programs | Adult education and literacy programs |
| <b>United States, total ...</b> | <b>34 138 585</b>       | <b>597 616</b>                         | <b>475 982</b>                                 | <b>10 217 282</b>                                       | <b>1 524 603</b>   | <b>8 692 679</b>                     | <b>1 534 858</b>                         | <b>1 028 563</b>                        | <b>506 295</b>                        |
| Alabama .....                   | 591 312                 | 1 904                                  | 3 068  | 169 045   | 779  | 168 266                              | 24 453                                   | 24 397                                  | 56                                    |
| Alaska .....                    | 154 158                 | 2 282                                  | 11 274   | 2 080   | 1 379  | 701                                  | 27                                       | 27                                      | —                                     |
| Arizona .....                   | 787 202                 | 17 377                                 | 7 068  | 205 863   | 47 269   | 158 594                              | 34 327                                   | 25 104                                  | 9 223                                 |
| Arkansas .....                  | 352 066                 | 2 057                                  | 1 577  | 108 585   | 6 703  | 101 882                              | 543                                      | 410                                     | 133                                   |
| California .....                | 5 467 590               | 191 637                                | 56 417   | 1 333 810   | 262 160  | 1 071 650                            | 227 154                                  | 129 205                                 | 97 949                                |
| Colorado .....                  | 493 827                 | 13 705                                 | 6 485  | 171 342   | 31 230   | 140 112                              | 22 228                                   | 14 877                                  | 7 351                                 |
| Connecticut .....               | 368 853                 | 7 738                                  | 8 204  | 118 112   | 334  | 117 778                              | 18 862                                   | 11 951                                  | 6 911                                 |
| Delaware .....                  | 130 958                 | 671                                    | 1 061  | 43 695  | 10 883   | 32 812                               | 7 262                                    | 5 613                                   | 1 649                                 |
| District of Columbia .....      | 142 284                 | 1 254                                  | 7 435  | 27 642  | 13 395   | 14 247                               | 5 033                                    | 4 028                                   | 1 005                                 |
| Florida .....                   | 1 985 213               | 30 156                                 | 21 245   | 702 974   | 131 551  | 571 423                              | 99 861                                   | 65 091                                  | 34 770                                |
| Georgia .....                   | 90 950                  | 402                                    | 6 807  | 3 228   | 1 101  | 2 127                                | 15 189                                   | —                                       | 15 189                                |
| Hawaii .....                    | 229 025                 | 3 441                                  | 1 224  | 53 823  | 11 870   | 41 953                               | 10 827                                   | 6 810                                   | 4 017                                 |
| Idaho .....                     | 181 087                 | 1 683                                  | 2 296  | 53 704  | 2 380  | 51 324                               | 10 240                                   | 7 701                                   | 2 539                                 |
| Illinois .....                  | 1 485 803               | 28 441                                 | 10 685   | 437 696   | 9 543  | 428 153                              | 69 159                                   | 46 604                                  | 22 555                                |
| Indiana .....                   | 566 312                 | 6 896                                  | 4 374  | 225 858   | 301  | 225 557                              | 10 526                                   | 334                                     | 10 192                                |
| Iowa .....                      | 361 153                 | 3 004                                  | 27 309   | 154 326   | 36 172   | 118 154                              | 18 599                                   | 13 893                                  | 4 706                                 |
| Kansas .....                    | 136 014                 | 4 354                                  | 8 176  | 44 316  | 31 288   | 13 028                               | 15 385                                   | 11 276                                  | 4 109                                 |
| Kentucky .....                  | 159 373                 | 249                                    | 7 320  | 63 316  | 51 114   | 12 202                               | 32 302                                   | 22 630                                  | 9 672                                 |
| Louisiana .....                 | 37 159                  | 195                                    | 4 460  | 2 669   | 291  | 2 378                                | 161                                      | 161                                     | —                                     |
| Maine .....                     | 180 678                 | 1 909                                  | 1 611  | 55 185  | 391  | 54 794                               | 8 520                                    | 6 411                                   | 2 109                                 |
| Maryland .....                  | 591 665                 | 5 201                                  | 10 796   | 245 730   | 43 351   | 202 379                              | 27 978                                   | 20 089                                  | 7 889                                 |
| Massachusetts .....             | 818 538                 | 12 559                                 | 8 346  | 324 645   | 48 678   | 275 967                              | 31 477                                   | 20 526                                  | 10 951                                |
| Michigan .....                  | 1 234 214               | 10 297                                 | 6 157  | 389 128   | 3 712  | 385 416                              | 45 773                                   | 45 272                                  | 501                                   |
| Minnesota .....                 | 110 596                 | 1 744                                  | 4 643  | 11 260  | 1 577  | 9 683                                | 24 916                                   | 24 665                                  | 251                                   |
| Mississippi .....               | 462 843                 | 1 363                                  | 4 621  | 113 948   | 1 889  | 112 059                              | 22 665                                   | 16 114                                  | 6 551                                 |
| Missouri .....                  | 103 491                 | 314                                    | 7 231  | 15 731  | 12 645   | 3 086                                | 562                                      | 478                                     | 84                                    |
| Montana .....                   | 204 998                 | 1 146                                  | 2 676  | 52 127  | 13 919   | 38 208                               | 7 570                                    | 6 152                                   | 1 418                                 |
| Nebraska .....                  | 241 622                 | 2 908                                  | 2 002  | 103 876   | 16 775   | 87 101                               | 10 820                                   | 8 283                                   | 2 537                                 |
| Nevada .....                    | 208 423                 | 6 288                                  | 4 768  | 57 192  | 326  | 56 866                               | 12 560                                   | 8 662                                   | 3 898                                 |
| New Hampshire .....             | 146 672                 | 727                                    | 1 135  | 58 055  | 11 641   | 46 414                               | 8 426                                    | 6 380                                   | 2 046                                 |
| New Jersey .....                | 975 733                 | 18 202                                 | 4 190  | 413 906   | 64 463   | 349 443                              | 45 448                                   | 27 737                                  | 17 711                                |
| New Mexico .....                | 412 273                 | 10 549                                 | 5 382  | 96 322  | 26 988   | 69 334                               | 18 322                                   | 12 841                                  | 5 481                                 |
| New York .....                  | 3 231 319               | 43 566                                 | 26 503   | 823 932   | 143 840  | 680 092                              | 102 811                                  | 52 615                                  | 50 196                                |
| North Carolina .....            | 1 021 621               | 9 135                                  | 18 929   | 387 473   | 87 903   | 299 570                              | 51 756                                   | 35 648                                  | 16 108                                |
| North Dakota .....              | 149 241                 | 629                                    | 1 433  | 34 567  | 9 523  | 25 044                               | 5 813                                    | 4 548                                   | 1 265                                 |
| Ohio .....                      | 87 915                  | 316                                    | 9 473  | 7 285   | 1 700  | 5 585                                | 1 884                                    | 1 653                                   | 231                                   |
| Oklahoma .....                  | 594 052                 | 7 114                                  | 5 765  | 178 452   | 43 858   | 134 594                              | 27 017                                   | 19 358                                  | 7 659                                 |
| Oregon .....                    | 441 316                 | 6 095                                  | 6 877  | 165 888   | 44 188   | 121 700                              | 16 667                                   | 16 376                                  | 291                                   |
| Pennsylvania .....              | 1 327 958               | 11 003                                 | 36 546   | 413 601   | 1 092  | 412 509                              | 78 935                                   | 55 132                                  | 23 803                                |
| Rhode Island .....              | 17 559                  | —                                      | 644  | 2 121   | 804  | 1 317                                | 450                                      | 333                                     | 117                                   |
| South Carolina .....            | 101 212                 | 153                                    | 6 035  | 51 289  | 42 846   | 8 443                                | 571                                      | 269                                     | 302                                   |
| South Dakota .....              | 84 242                  | 2 582                                  | 470  | 11 927  | 10 697   | 1 230                                | 1 492                                    | 33                                      | 1 459                                 |
| Tennessee .....                 | 727 926                 | 4 902                                  | 2 873  | 285 747   | 57 716   | 228 031                              | 37 265                                   | 25 238                                  | 12 027                                |
| Texas .....                     | 3 198 563               | 87 089                                 | 25 275   | 812 825   | 4 743  | 808 082                              | 165 268                                  | 113 522                                 | 51 746                                |
| Utah .....                      | 267 097                 | 3 028                                  | 7 846  | 106 035   | 26 221   | 79 814                               | 17 226                                   | 13 973                                  | 3 253                                 |
| Vermont .....                   | 134 084                 | 858                                    | 745  | 41 709  | 11 887   | 29 822                               | 6 372                                    | 4 579                                   | 1 793                                 |
| Virginia .....                  | 791 785                 | 6 445                                  | 43 661   | 298 998   | 61 263   | 237 735                              | 41 124                                   | 28 055                                  | 13 069                                |
| Washington .....                | 629 496                 | 10 149                                 | 10 287   | 205 147   | 5 943  | 199 204                              | 417                                      | 417                                     | —                                     |
| West Virginia .....             | 258 838                 | 455                                    | 1 080  | 69 214  | 1 314  | 67 900                               | 14 521                                   | 9 572                                   | 4 949                                 |
| Wisconsin .....                 | 679 681                 | 8 536                                  | 9 989  | 261 669   | 56 861   | 204 808                              | 33 064                                   | 25 216                                  | 7 848                                 |
| Wyoming .....                   | 130 493                 | 1 052                                  | 712  | 36 522  | 9 674  | 26 848                               | 5 579                                    | 4 456                                   | 1 123                                 |
| American Samoa .....            | 26 192                  | —                                      | —  | 6 128   | 1 226  | 4 902                                | 162                                      | —                                       | 162                                   |
| Fed. States of Micronesia ..... | 6 501                   | 165                                    | —  | 3 503   | —  | 3 503                                | 109                                      | —                                       | 109                                   |
| Guam .....                      | 48 400                  | 342                                    | 58   | 18 559  | 2 454  | 16 105                               | 823                                      | 408                                     | 415                                   |
| Marshall Islands .....          | 3 223                   | 177                                    | —  | 1 792   | —  | 1 792                                | 44                                       | —                                       | 44                                    |
| Northern Marianas .....         | 22 323                  | —                                      | —  | 6 442   | 148  | 6 294                                | 475                                      | —                                       | 475                                   |
| Palau .....                     | 3 007                   | —                                      | —  | 1 034   | —  | 1 034                                | 141                                      | —                                       | 141                                   |
| Puerto Rico .....               | 737 188                 | 3 172                                  | 738  | 123 412   | 138  | 123 274                              | 37 585                                   | 23 328                                  | 14 257                                |
| Virgin Islands .....            | 5 267                   | —                                      | —  | 2 821   | 2 466  | 355                                  | 112                                      | 112                                     | —                                     |
| Undistributed .....             | —                       | —                                      | —  | —   | —  | —                                    | —  | —                                       | —                                     |

See footnotes at end of table.

**Table 1. Federal Government Grants and Other Payments to State and Local Governments, by Agency and for Selected Programs, by State and Outlying Area: Fiscal Year 2005—Con.**

[In thousand dollars. Detail may not add to total because of rounding. For meaning of abbreviations and symbols, see introductory text]

| State and outlying area         | Department of Education—Con.                 |                                |                  |                  |  |                          |                   |                |                                   |                                  |                  |  |
|---------------------------------|--|--------------------------------|------------------|------------------|--|--------------------------|-------------------|----------------|-----------------------------------|----------------------------------|------------------|--|
|                                 | Office of Elementary and Secondary Education |                                |                  |                  |  |                          |                   |                | Office of Postsecondary Education |                                  |                  |  |
|                                 | Total  | Programs for the disadvantaged |                  | Impact aid       | Programs for American Indians, Alaska Natives and Native Hawaiians | No Child Left Behind Act | Title 1 programs  | Other          | Total                             | Higher education programs        |                  | Office of Student Financial Assistance |
|                                 |  | Migrants                       | Others           |                  |  |                          |                   |                |                                   | International education programs | Other            |  |
| <b>United States, total ...</b> | <b>19 209 097</b>                            | <b>361 392</b>                 | <b>1 387 193</b> | <b>1 064 745</b> | <b>156 401</b>   | <b>4 888 241</b>         | <b>10 499 709</b> | <b>851 416</b> | <b>1 254 322</b>                  | <b>57 383</b>                    | <b>1 196 939</b> | <b>849 428</b>                         |
| Alabama .....                   | 334 616                                      | 2 594                          | 32 250           | 3 699            | 2 622  | 94 617                   | 191 274           | 7 560          | 43 549                            | 73                               | 43 476           | 14 677                                 |
| Alaska .....                    | 124 284                                      | —                              | —                | 87 227           | 30 451   | 4 598                    | —                 | 2 008          | 12 383                            | 57                               | 12 326           | 1 828                                  |
| Arizona .....                   | 482 341                                      | 6 430                          | 36 309           | 117 332          | 8 409  | 84 916                   | 213 519           | 15 426         | 24 208                            | 1 330                            | 22 878           | 16 018                                 |
| Arkansas .....                  | 204 189                                      | 5 647                          | 11 700           | 837              | 2 621  | 54 664                   | 118 236           | 10 484         | 24 538                            | 283                              | 24 255           | 10 577                                 |
| California .....                | 3 400 439                                    | 130 175                        | 258 398          | 91 096           | 8 682  | 743 478                  | 2 059 182         | 109 428        | 144 234                           | 8 962                            | 135 272          | 113 899                                |
| Colorado .....                  | 235 677                                      | 9 726                          | 15 896           | 22 225           | 1 571  | 62 481                   | 110 143           | 13 635         | 28 336                            | 547                              | 27 789           | 16 054                                 |
| Connecticut .....               | 203 633                                      | 1 603                          | 13 244           | 6 783            | 1 042  | 60 988                   | 105 990           | 13 993         | 7 176                             | 438                              | 6 738            | 5 128                                  |
| Delaware .....                  | 67 951                                       | 216                            | 4 205            | 90               | 762  | 28 054                   | 32 081            | 2 543          | 7 391                             | 6                                | 7 385            | 2 927                                  |
| District of Columbia .....      | 94 154                                       | 343                            | 5 124            | 2 369            | 1 247  | 29 394                   | 46 948            | 8 729          | 4 882                             | —                                | 4 882            | 1 884                                  |
| Florida .....                   | 1 065 528                                    | 24 116                         | 83 924           | 13 410           | 1 232  | 306 389                  | 563 744           | 72 713         | 37 041                            | 2 707                            | 34 334           | 28 408                                 |
| Georgia .....                   | 36 423                                       | 615                            | —                | 21 789           | 288  | 9 505                    | —                 | 4 226          | 17 399                            | 341                              | 17 058           | 11 502                                 |
| Hawaii .....                    | 140 928                                      | 1 164                          | 7 301            | 51 137           | 7 721  | 27 298                   | 40 862            | 5 445          | 14 762                            | 1 893                            | 12 869           | 4 020                                  |
| Idaho .....                     | 99 348                                       | 6 513                          | 6 067            | 8 147            | 1 473  | 31 750                   | 41 670            | 3 728          | 8 865                             | 102                              | 8 763            | 4 951                                  |
| Illinois .....                  | 859 785                                      | 3 360                          | 65 904           | 11 912           | 1 256  | 219 950                  | 533 056           | 24 347         | 51 026                            | 3 744                            | 47 282           | 29 011                                 |
| Indiana .....                   | 284 368                                      | 3 441                          | 21 069           | 2 092            | —  | 80 644                   | 161 693           | 15 429         | 21 033                            | 3 400                            | 17 633           | 13 257                                 |
| Iowa .....                      | 133 887                                      | 1 702                          | 8 800            | 746              | 596  | 45 237                   | 70 642            | 6 164          | 14 723                            | 722                              | 14 001           | 9 305                                  |
| Kansas .....                    | 30 663                                       | 1 545                          | 1 874            | 12 816           | 928  | 11 356                   | —                 | 2 144          | 23 193                            | 1 838                            | 21 355           | 9 927                                  |
| Kentucky .....                  | 12 860                                       | 388                            | 1 432            | 1 209            | —  | 7 809                    | —                 | 2 022          | 28 669                            | 39                               | 28 630           | 14 657                                 |
| Louisiana .....                 | 16 147                                       | —                              | —                | 8 747            | —  | 4 194                    | —                 | 2 496          | 7 748                             | —                                | 7 748            | 5 779                                  |
| Maine .....                     | 89 085                                       | 749                            | 3 811            | 463              | 693  | 34 292                   | 45 798            | 3 279          | 12 490                            | 326                              | 12 164           | 11 878                                 |
| Maryland .....                  | 249 362                                      | 415                            | 22 048           | 8 755            | 1 749  | 85 491                   | 120 316           | 10 588         | 36 254                            | 443                              | 35 811           | 16 344                                 |
| Massachusetts .....             | 411 678                                      | 1 429                          | 32 726           | 441              | 1 342  | 111 757                  | 235 939           | 28 044         | 11 830                            | 1                                | 11 829           | 18 003                                 |
| Michigan .....                  | 721 963                                      | 8 326                          | 50 529           | 3 858            | 4 854  | 211 033                  | 415 908           | 27 455         | 30 619                            | 5 317                            | 25 302           | 30 277                                 |
| Minnesota .....                 | 35 525                                       | —                              | 1 701            | 14 531           | 3 923  | 11 867                   | —                 | 3 503          | 14 219                            | 950                              | 13 269           | 18 289                                 |
| Mississippi .....               | 281 191                                      | 2 115                          | 20 015           | 4 528            | 76   | 86 632                   | 159 281           | 8 544          | 26 132                            | 67                               | 26 065           | 12 923                                 |
| Missouri .....                  | 41 545                                       | 657                            | —                | 24 371           | 68   | 14 080                   | —                 | 2 287          | 26 185                            | 78                               | 21 239           | 16 791                                 |
| Montana .....                   | 127 690                                      | 1 244                          | 6 597            | 40 216           | 3 317  | 32 830                   | 38 602            | 4 884          | 8 663                             | 116                              | 8 547            | 5 126                                  |
| Nebraska .....                  | 108 743                                      | 4 507                          | 6 063            | 21 025           | 1 630  | 38 427                   | 33 197            | 3 894          | 7 851                             | —                                | 7 851            | 5 422                                  |
| Nevada .....                    | 120 034                                      | 290                            | 11 800           | 4 411            | 1 619  | 32 957                   | 60 130            | 8 827          | 6 100                             | —                                | 6 100            | 1 481                                  |
| New Hampshire .....             | 67 061                                       | 138                            | 4 717            | —                | 588  | 28 673                   | 28 576            | 4 369          | 3 989                             | 46                               | 3 943            | 7 279                                  |
| New Jersey .....                | 451 067                                      | 1 922                          | 30 935           | 19 056           | 1 291  | 119 115                  | 262 415           | 16 333         | 24 969                            | 356                              | 24 613           | 17 951                                 |
| New Mexico .....                | 249 968                                      | 2 726                          | 11 703           | 56 579           | 6 128  | 47 316                   | 110 584           | 14 932         | 20 619                            | 566                              | 20 053           | 11 111                                 |
| New York .....                  | 2 104 759                                    | 11 138                         | 146 991          | 11 490           | 3 075  | 509 354                  | 1 330 976         | 91 735         | 52 116                            | 1 381                            | 50 735           | 77 632                                 |
| North Carolina .....            | 508 963                                      | 7 812                          | 48 343           | 18 678           | 4 648  | 133 382                  | 274 575           | 21 525         | 30 051                            | 1 863                            | 28 188           | 15 314                                 |
| North Dakota .....              | 97 635                                       | 406                            | 3 708            | 29 035           | 1 844  | 28 796                   | 31 157            | 2 689          | 4 340                             | —                                | 4 340            | 4 824                                  |
| Ohio .....                      | 18 953                                       | 299                            | 7 708            | 4 689            | —  | 10 970                   | —                 | 2 287          | 26 185                            | 2 004                            | 24 181           | 23 819                                 |
| Oklahoma .....                  | 334 576                                      | 2 203                          | 21 453           | 43 956           | 22 892   | 82 740                   | 151 252           | 10 080         | 27 862                            | 131                              | 27 731           | 13 266                                 |
| Oregon .....                    | 223 037                                      | 13 938                         | 14 050           | 3 341            | 4 031  | 52 607                   | 122 744           | 12 326         | 11 246                            | 145                              | 11 101           | 11 506                                 |
| Pennsylvania .....              | 727 729                                      | 10 877                         | 55 814           | 3 901            | 703  | 192 107                  | 443 641           | 20 686         | 31 090                            | 2 358                            | 28 732           | 29 054                                 |
| Rhode Island .....              | 3 843  | —                              | 840              | 1 168            | —  | 452                      | —                 | 1 383          | 5 293                             | —                                | 5 293            | 5 208                                  |
| South Carolina .....            | 19 861                                       | 356                            | 2 373            | 4 164            | —  | 10 047                   | —                 | 2 921          | 18 937                            | 487                              | 18 450           | 4 366                                  |
| South Dakota .....              | 58 273                                       | —                              | 963              | 41 802           | 2 280  | 13 201                   | —                 | 27             | 4 533                             | 3                                | 4 530            | 4 965                                  |
| Tennessee .....                 | 360 460                                      | 1 055                          | 41 926           | 3 755            | 400  | 96 588                   | 199 411           | 17 325         | 21 254                            | 53                               | 21 201           | 15 425                                 |
| Texas .....                     | 1 944 723                                    | 65 328                         | 158 933          | 96 594           | 307  | 461 262                  | 1 100 754         | 61 545         | 103 302                           | 4 071                            | 99 231           | 60 081                                 |
| Utah .....                      | 108 787                                      | 1 627                          | 6 013            | 9 182            | 4 206  | 36 417                   | 39 909            | 11 433         | 14 447                            | 489                              | 13 958           | 9 728                                  |
| Vermont .....                   | 68 040                                       | 829                            | 4 608            | 247              | 54   | 30 242                   | 27 251            | 4 809          | 9 191                             | —                                | 9 191            | 7 169                                  |
| Virginia .....                  | 344 879                                      | 718                            | 24 816           | 41 304           | 1 309  | 85 759                   | 167 357           | 23 616         | 38 098                            | 964                              | 37 134           | 18 580                                 |
| Washington .....                | 360 006                                      | 15 310                         | 24 136           | 62 576           | 6 313  | 94 234                   | 147 805           | 9 632          | 28 310                            | 3 714                            | 24 596           | 15 180                                 |
| West Virginia .....             | 151 118                                      | 28                             | 10 377           | 35               | 204  | 46 434                   | 90 796            | 3 244          | 15 673                            | 48                               | 15 625           | 6 777                                  |
| Wisconsin .....                 | 311 912                                      | 607                            | 25 653           | 12 812           | 3 909  | 91 472                   | 156 889           | 20 570         | 29 671                            | 4 919                            | 24 752           | 24 840                                 |
| Wyoming .....                   | 80 503                                       | 289                            | 5 173            | 12 083           | 1 308  | 29 179                   | 29 801            | 2 670          | 4 654                             | 5                                | 4 649            | 1 471                                  |
| American Samoa .....            | 18 943                                       | —                              | 1 753            | —                | —  | 818                      | —                 | 16 372         | 872                               | —                                | 872              | 87                                     |
| Fed. States of Micronesia ..... | 1 855  | —                              | —                | —                | —  | 283                      | —                 | 1 572          | 869                               | —                                | 869              | —                                      |
| Guam .....                      | 25 495                                       | —                              | —                | 62               | —  | 228                      | —                 | 25 205         | 2 435                             | —                                | 2 435            | 688                                    |
| Marshall Islands .....          | 344  | —                              | —                | —                | —  | 78                       | —                 | 266            | 584                               | —                                | 584              | 282                                    |
| Northern Marianas .....         | 13 641                                       | —                              | —                | —                | 29   | —                        | —                 | 13 612         | 1 592                             | —                                | 1 592            | 173                                    |
| Palau .....                     | 629  | —                              | —                | —                | —  | 114                      | —                 | 515            | 1 029                             | —                                | 1 029            | 174                                    |
| Puerto Rico .....               | 538 000                                      | 4 476                          | 12 430           | 1 974            | —  | 119 685                  | 385 605           | 13 830         | 22 298                            | —                                | 22 298           | 11 983                                 |
| Virgin Islands .....            | —  | —                              | —                | —                | —  | —                        | —                 | —              | 2 182                             | —                                | 2 182            | 152                                    |
| Undistributed .....             | —  | —                              | —                | —                | —  | —                        | —                 | —              | —                                 | —                                | —                | —                                      |

See footnotes at end of table.

**Table 1. Federal Government Grants and Other Payments to State and Local Governments, by Agency and for Selected Programs, by State and Outlying Area: Fiscal Year 2005—Con.**

[In thousand dollars. Detail may not add to total because of rounding. For meaning of abbreviations and symbols, see introductory text]

| State and outlying area         | Department of Energy           |                |  |                        |  |                              |  | Environmental Protection Agency |                  |   | Equal Employment Opportunity Commission |               |
|---------------------------------|--------------------------------|----------------|--|------------------------|--|------------------------------|--|---------------------------------|------------------|---|---|---------------|
|                                 | Election Assistance Commission | Total          | National Nuclear Security Administration | Nuclear waste disposal | Environmental and other defense programs | Energy conservation programs | Energy research and development programs | Other programs                  | Total            | Hazardous substance response (Superfund and L.U.S.T.) |   | Other         |
| <b>United States, total ...</b> | <b>927 240</b>                 | <b>572 737</b> | <b>86 447</b>                            | <b>12 619</b>          | <b>48 783</b>                            | <b>290 269</b>               | <b>123 884</b>                           | <b>10 735</b>                   | <b>3 408 074</b> | <b>149 720</b>  | <b>3 258 354</b>                        | <b>29 906</b> |
| Alabama .....                   | —                              | 4 852          | 121                                      | —                      | —  | 3 088                        | 1 643                                    | —                               | 53 130           | 1 562   | 51 568                                  | —             |
| Alaska .....                    | 11 597                         | 13 022         | —  | —                      | 183                                      | 1 548                        | 11 291                                   | —                               | 55 512           | 564   | 54 948                                  | 154           |
| Arizona .....                   | 40 585                         | 3 515          | 174                                      | —                      | —  | 1 644                        | 1 480                                    | 217                             | 46 487           | 2 033   | 44 454                                  | 411           |
| Arkansas .....                  | —                              | 2 497          | —  | —                      | —  | 2 497                        | —  | —                               | 31 267           | 1 788   | 29 479                                  | —             |
| California .....                | 169 678                        | 23 154         | 3 933                                    | 68                     | 779                                      | 9 680                        | 8 694                                    | —                               | 257 250          | 6 053   | 251 197                                 | 1 466         |
| Colorado .....                  | —                              | 5 409          | 862                                      | —                      | —  | 1 566                        | 2 981                                    | —                               | 43 200           | 8 700   | 34 500                                  | 294           |
| Connecticut .....               | —                              | 4 210          | —  | —                      | —  | 3 869                        | 315                                      | 26                              | 32 193           | 755   | 31 438                                  | 780           |
| Delaware .....                  | —                              | 1 097          | —  | —                      | —  | 1 075                        | 22                                       | —                               | 24 666           | 1 736   | 22 930                                  | 1 195         |
| District of Columbia .....      | —                              | 3 375          | 1 734                                    | —                      | 312                                      | 1 320                        | 2  | 7                               | 51 842           | 3 255   | 48 587                                  | 104           |
| Florida .....                   | 85 085                         | 11 596         | 835                                      | —                      | 1 500                                    | 6 627                        | 2 634                                    | —                               | 97 273           | 1 493   | 95 780                                  | 1 605         |
| Georgia .....                   | —                              | 9 911          | 333                                      | —                      | 996                                      | 6 067                        | 2 515                                    | —                               | 63 822           | 1 640   | 62 182                                  | 131           |
| Hawaii .....                    | 4 150                          | 1 377          | 273                                      | —                      | —  | 187                          | 917                                      | —                               | 13 703           | 645   | 13 058                                  | 146           |
| Idaho .....                     | —                              | 7 388          | 142                                      | —                      | 2 988                                    | 2 132                        | 2 079                                    | 47                              | 38 315           | 11 321  | 26 994                                  | 235           |
| Illinois .....                  | 98 595                         | 25 506         | 400                                      | —                      | 13                                       | 22 115                       | 2 732                                    | 246                             | 65 934           | 6 513   | 59 421                                  | 815           |
| Indiana .....                   | —                              | 3 731          | —  | —                      | —  | 2 823                        | 898                                      | 10                              | 24 756           | 3 122   | 21 634                                  | 593           |
| Iowa .....                      | —                              | 3 860          | —  | —                      | —  | 1 230                        | 2 630                                    | —                               | 70 831           | 1 246   | 69 585                                  | 676           |
| Kansas .....                    | 13 748                         | 5 510          | —  | —                      | —  | 3 041                        | 2 469                                    | —                               | 36 252           | 2 352   | 33 900                                  | 311           |
| Kentucky .....                  | —                              | 8 120          | —  | —                      | —  | 4 737                        | 3 377                                    | 6                               | 42 313           | 1 561   | 40 752                                  | 203           |
| Louisiana .....                 | —                              | 5 215          | 38                                       | —                      | —  | 3 735                        | 1 442                                    | —                               | 42 751           | 1 105   | 41 646                                  | 45            |
| Maine .....                     | 7 447                          | 4 269          | —  | —                      | —  | 4 019                        | 242                                      | 8                               | 31 208           | 1 029   | 30 179                                  | 253           |
| Maryland .....                  | —                              | 5 686          | 1 590                                    | —                      | 32                                       | 3 776                        | 288                                      | —                               | 68 285           | 3 181   | 65 104                                  | 927           |
| Massachusetts .....             | —                              | 11 815         | 885                                      | —                      | 41                                       | 8 040                        | 2 817                                    | 32                              | 98 651           | 3 382   | 95 269                                  | 1 409         |
| Michigan .....                  | 14 778                         | 21 138         | 1 295                                    | —                      | 391                                      | 15 485                       | 3 967                                    | —                               | 120 806          | 3 211   | 117 595                                 | 925           |
| Minnesota .....                 | —                              | 11 366         | —  | —                      | —  | 11 248                       | 118                                      | —                               | 63 976           | 2 036   | 61 940                                  | 512           |
| Mississippi .....               | —                              | 4 594          | —  | —                      | —  | 2 352                        | 2 242                                    | —                               | 25 627           | 1 244   | 24 383                                  | —             |
| Missouri .....                  | —                              | 9 353          | 56                                       | —                      | 139                                      | 8 295                        | 855                                      | 8                               | 75 810           | 3 413   | 72 397                                  | 401           |
| Montana .....                   | —                              | 4 972          | —  | —                      | —  | 3 167                        | 1 805                                    | —                               | 33 257           | 1 628   | 31 629                                  | 270           |
| Nebraska .....                  | 8 829                          | 3 790          | 21                                       | —                      | —  | 3 502                        | 255                                      | 12                              | 26 347           | 1 042   | 25 305                                  | 549           |
| Nevada .....                    | 10 381                         | 31 995         | 4 883                                    | 12 512                 | 7 061                                    | 1 360                        | 6 179                                    | —                               | 49 881           | 982   | 48 899                                  | 1 295         |
| New Hampshire .....             | —                              | 1 595          | 185                                      | —                      | —  | 1 410                        | —  | —                               | 29 348           | 1 486   | 27 862                                  | 98            |
| New Jersey .....                | 43 709                         | 7 649          | 1 237                                    | —                      | —  | 6 171                        | 241                                      | —                               | 161 314          | 4 283   | 157 031                                 | 506           |
| New Mexico .....                | —                              | 41 687         | 12 292                                   | 39                     | 23 081                                   | 2 678                        | 3 533                                    | 64                              | 31 773           | 2 742   | 29 031                                  | 184           |
| New York .....                  | 153 414                        | 59 610         | 32 888                                   | —                      | —  | 25 790                       | 800                                      | 132                             | 273 918          | 7 921   | 265 997                                 | 2 083         |
| North Carolina .....            | —                              | 8 939          | —  | —                      | 142                                      | 5 710                        | 1 815                                    | —                               | 94 440           | 3 613   | 90 827                                  | 59            |
| North Dakota .....              | 7 447                          | 7 166          | —  | —                      | —  | 3 045                        | 4 118                                    | 3                               | 25 784           | 2 139   | 23 645                                  | 145           |
| Ohio .....                      | —                              | 26 341         | 10 315                                   | —                      | —  | 15 384                       | 2 642                                    | —                               | 154 256          | 2 504   | 151 752                                 | 2 553         |
| Oklahoma .....                  | 27 660                         | 3 988          | —  | —                      | —  | 3 199                        | 789                                      | —                               | 45 885           | 3 861   | 42 024                                  | 402           |
| Oregon .....                    | 17 876                         | 11 348         | 2 865                                    | —                      | 2 182                                    | 4 010                        | 2 291                                    | —                               | 52 843           | 6 275   | 46 568                                  | 469           |
| Pennsylvania .....              | —                              | 27 294         | 348                                      | —                      | —  | 17 758                       | 8 754                                    | 434                             | 118 561          | 1 540   | 117 021                                 | 2 956         |
| Rhode Island .....              | 7 447                          | 1 849          | —  | —                      | —  | 1 745                        | 104                                      | —                               | 30 151           | 3 378   | 26 773                                  | 200           |
| South Carolina .....            | —                              | 11 651         | —  | —                      | 1 964                                    | 2 124                        | 4 846                                    | 2 717                           | 46 875           | 2 657   | 44 218                                  | 852           |
| South Dakota .....              | 11 597                         | 2 691          | —  | —                      | —  | 2 645                        | 46                                       | —                               | 31 808           | 817   | 30 991                                  | 162           |
| Tennessee .....                 | 29 690                         | 12 803         | 656                                      | —                      | —  | 7 189                        | 2 471                                    | 2 487                           | 63 389           | 2 274   | 61 115                                  | 198           |
| Texas .....                     | 103 187                        | 22 343         | 3 921                                    | —                      | 289                                      | 10 614                       | 7 452                                    | 67                              | 160 538          | 5 281   | 155 257                                 | 1 029         |
| Utah .....                      | 16 467                         | 8 457          | —  | —                      | —  | 4 729                        | 3 728                                    | —                               | 27 776           | 2 663   | 25 113                                  | 358           |
| Vermont .....                   | —                              | 1 803          | —  | —                      | —  | 1 382                        | 421                                      | —                               | 23 265           | 992   | 22 273                                  | 61            |
| Virginia .....                  | 36 916                         | 9 799          | 115                                      | —                      | —  | 6 450                        | 3 234                                    | —                               | 79 234           | 6 568   | 72 666                                  | 211           |
| Washington .....                | —                              | 18 328         | 2 236                                    | —                      | 5 493                                    | 5 266                        | 1 168                                    | 4 165                           | 97 688           | 4 033   | 93 655                                  | 698           |
| West Virginia .....             | —                              | 13 572         | —  | —                      | 1 197                                    | 6 040                        | 6 335                                    | —                               | 51 919           | 1 479   | 50 440                                  | 252           |
| Wisconsin .....                 | —                              | 10 232         | 542                                      | —                      | —  | 8 539                        | 1 138                                    | 13                              | 66 580           | 3 070   | 63 510                                  | 243           |
| Wyoming .....                   | —                              | 7 130          | —  | —                      | —  | 6 122                        | 1 008                                    | —                               | 16 145           | 413   | 15 732                                  | 98            |
| American Samoa .....            | —                              | 224            | —  | —                      | —  | 224                          | —  | —                               | —                | —   | —                                       | —             |
| Fed. States of Micronesia ..... | —                              | —              | —  | —                      | —  | —                            | —  | —                               | —                | —   | —                                       | —             |
| Guam .....                      | 2 319                          | 650            | —  | —                      | —  | 628                          | 22                                       | —                               | 4 532            | 375   | 4 157                                   | —             |
| Marshall Islands .....          | —                              | —              | —  | —                      | —  | —                            | —  | —                               | —                | —   | —                                       | —             |
| Northern Marianas .....         | —                              | 11             | —  | —                      | —  | 11                           | —  | —                               | 3 802            | 490   | 3 312                                   | —             |
| Palau .....                     | —                              | —              | —  | —                      | —  | —                            | —  | —                               | —                | —   | —                                       | —             |
| Puerto Rico .....               | 2 319                          | 659            | —  | —                      | —  | 659                          | —  | —                               | 25 476           | 243   | 25 233                                  | 384           |
| Virgin Islands .....            | 2 319                          | 561            | —  | —                      | —  | 522                          | 39                                       | —                               | 4 797            | 17  | 4 780                                   | —             |
| Undistributed .....             | —                              | 34             | —  | —                      | —  | —                            | —  | 34                              | 632              | 14  | 618                                     | —             |

See footnotes at end of table.

**Table 1. Federal Government Grants and Other Payments to State and Local Governments, by Agency and for Selected Programs, by State and Outlying Area: Fiscal Year 2005—Con.**

[In thousand dollars. Detail may not add to total because of rounding. For meaning of abbreviations and symbols, see introductory text]

| State and outlying area         | Department of Health and Human Services  |                   |                            |                           |   |                          |                                     |                                   |                                |                             |   |                |
|---------------------------------|--|-------------------|----------------------------|---------------------------|---|--------------------------|-------------------------------------|-----------------------------------|--------------------------------|-----------------------------|---|----------------|
|                                 | Administration for Children and Families |                   |                            |                           |   |                          |                                     |                                   |                                |                             |   | Other          |
|                                 | Total                                    | Total             | Child care and development | Child support enforcement | Children and Family Services (Head-start) | Safe and Stable Families | Foster care and adoption assistance | Low income home energy assistance | Refugee and entrant assistance | Social Services Block Grant | Temporary Assistance to Needy Families (TANF) |                |
| <b>United States, total ...</b> | <b>240 302 568</b>                       | <b>43 796 949</b> | <b>4 850 351</b>           | <b>3 004 671</b>          | <b>8 423 638</b>                          | <b>409 326</b>           | <b>6 407 007</b>                    | <b>1 860 417</b>                  | <b>153 211</b>                 | <b>1 841 350</b>            | <b>16 350 712</b>                             | <b>496 266</b> |
| Alabama .....                   | 3 469 824                                | 426 704           | 68 584                     | 38 538                    | 132 844                                   | 2 855                    | 32 220                              | 13 415                            | 106                            | 26 647                      | 102 541                                       | 8 954          |
| Alaska .....                    | 968 772                                  | 159 696           | 14 694                     | 6 638                     | 50 537                                    | 1 241                    | 26 176                              | 9 101                             | 141                            | 3 674                       | 45 470  | 2 024          |
| Arizona .....                   | 5 255 137                                | 797 845           | 129 506                    | 35 363                    | 199 759                                   | 9 883                    | 106 940                             | 7 469                             | 2 614                          | 32 551                      | 267 514                                       | 6 246          |
| Arkansas .....                  | 2 646 083                                | 297 285           | 40 600                     | 31 200                    | 90 868                                    | 7 562                    | 44 461                              | 12 754                            | —                              | 14 221                      | 49 983  | 5 636          |
| California .....                | 28 232 142                               | 7 635 270         | 492 666                    | 480 534                   | 1 063 340                                 | 64 498                   | 1 607 784                           | 87 454                            | 8 577                          | 216 841                     | 3 570 906                                     | 42 670         |
| Colorado .....                  | 2 246 112                                | 554 859           | 58 277                     | 42 553                    | 159 697                                   | 3 884                    | 94 494                              | 28 116                            | 1 975                          | 26 138                      | 132 527                                       | 7 198          |
| Connecticut .....               | 2 824 287                                | 598 822           | 51 207                     | 25 019                    | 72 776                                    | 3 500                    | 108 329                             | 36 094                            | -37                            | 20 540                      | 270 389                                       | 11 005         |
| Delaware .....                  | 622 882                                  | 100 720           | 15 051                     | 14 916                    | 20 122                                    | 763                      | 7 985                               | 4 891                             | 87                             | 4 749                       | 30 324  | 1 832          |
| District of Columbia .....      | 1 354 064                                | 229 272           | 12 273                     | 5 454                     | 54 501                                    | 2 680                    | 30 433                              | 5 858                             | 2 688                          | 3 440                       | 110 797                                       | 1 148          |
| Florida .....                   | 10 393 124                               | 1 235 094         | 235 057                    | 145 956                   | 345 764                                   | 17 700                   | 204 219                             | 27 723                            | 52 875                         | 101 485                     | 72 285  | 32 030         |
| Georgia .....                   | 5 802 604                                | 1 023 657         | 154 974                    | 60 185                    | 212 323                                   | 12 225                   | 94 052                              | 20 142                            | 1 997                          | 52 642                      | 406 096                                       | 9 041          |
| Hawaii .....                    | 859 074                                  | 177 818           | 14 704                     | 8 069                     | 37 088                                    | 1 639                    | 34 312                              | 141                               | —                              | 7 615                       | 70 925  | 3 327          |
| Idaho .....                     | 978 260                                  | 155 532           | 23 139                     | 15 482                    | 42 808                                    | 1 419                    | 11 690                              | 10 650                            | 819                            | 7 943                       | 38 293  | 3 289          |
| Illinois .....                  | 8 184 574                                | 1 761 721         | 202 726                    | 94 892                    | 322 456                                   | 24 726                   | 337 616                             | 102 072                           | 1 914                          | 77 477                      | 572 612                                       | 25 230         |
| Indiana .....                   | 4 085 373                                | 625 936           | 110 820                    | 29 678                    | 115 880                                   | 8 320                    | 96 508                              | 48 482                            | 27                             | 29 897                      | 175 303                                       | 11 021         |
| Iowa .....                      | 2 157 095                                | 390 307           | 40 182                     | 18 395                    | 72 209                                    | 3 370                    | 58 089                              | 33 759                            | 1 327                          | 17 251                      | 139 963                                       | 5 762          |
| Kansas .....                    | 1 765 928                                | 353 116           | 43 053                     | 21 039                    | 85 447                                    | 2 335                    | 40 668                              | 15 060                            | 15                             | 22 191                      | 117 140                                       | 6 168          |
| Kentucky .....                  | 3 837 865                                | 577 790           | 71 702                     | 25 782                    | 145 814                                   | 9 032                    | 75 669                              | 26 737                            | 1 644                          | 24 492                      | 187 573                                       | 9 345          |
| Louisiana .....                 | 4 808 413                                | 635 799           | 89 960                     | 37 031                    | 175 474                                   | 12 814                   | 78 484                              | 12 493                            | 147                            | 25 720                      | 196 434                                       | 7 242          |
| Maine .....                     | 1 787 247                                | 198 122           | 16 954                     | 43                        | 42 793                                    | 2 110                    | 19 744                              | 25 410                            | 557                            | 4 964                       | 83 987  | 1 560          |
| Maryland .....                  | 3 614 054                                | 667 394           | 75 221                     | 70 577                    | 103 103                                   | 2 777                    | 149 225                             | 32 609                            | 2 021                          | 39 994                      | 181 831                                       | 10 036         |
| Massachusetts .....             | 6 306 523                                | 939 398           | 102 370                    | 48 363                    | 151 079                                   | 6 375                    | 88 037                              | 71 518                            | 5 996                          | 34 504                      | 416 460                                       | 14 696         |
| Michigan .....                  | 7 446 996                                | 1 843 694         | 142 872                    | 114 142                   | 296 505                                   | 13 800                   | 226 024                             | 115 617                           | 3 320                          | 67 167                      | 851 051                                       | 13 196         |
| Minnesota .....                 | 3 913 464                                | 718 272           | 93 011                     | 83 643                    | 118 813                                   | 5 237                    | 93 267                              | 68 459                            | 4 101                          | 30 212                      | 212 100                                       | 9 429          |
| Mississippi .....               | 3 246 720                                | 381 921           | 49 348                     | 13 114                    | 190 001                                   | 4 105                    | 11 091                              | 9 294                             | 8                              | 23 579                      | 76 286  | 5 095          |
| Missouri .....                  | 5 148 403                                | 694 267           | 90 788                     | 51 422                    | 147 027                                   | 9 098                    | 84 817                              | 43 996                            | 3 929                          | 33 161                      | 219 188                                       | 10 841         |
| Montana .....                   | 751 532                                  | 153 210           | 22 269                     | 6 958                     | 49 094                                    | 1 727                    | 16 702                              | 14 269                            | 45                             | 4 731                       | 33 408  | 4 007          |
| Nebraska .....                  | 1 247 518                                | 222 482           | 31 411                     | 34 728                    | 47 443                                    | 1 814                    | 23 645                              | 17 367                            | 698                            | 11 108                      | 49 137  | 5 131          |
| Nevada .....                    | 987 348                                  | 186 456           | 23 223                     | 28 080                    | 35 888                                    | 1 672                    | 25 321                              | 3 556                             | 37                             | 12 613                      | 51 575  | 4 491          |
| New Hampshire .....             | 830 890                                  | 126 480           | 15 816                     | 8 926                     | 23 230                                    | 863                      | 21 936                              | 16 105                            | 248                            | 5 529                       | 30 736  | 3 091          |
| New Jersey .....                | 5 967 725                                | 1 230 186         | 109 802                    | 121 214                   | 154 150                                   | 4 952                    | 85 015                              | 77 177                            | 1 366                          | 50 812                      | 618 326                                       | 7 372          |
| New Mexico .....                | 2 307 542                                | 339 072           | 46 815                     | 11 842                    | 84 070                                    | 4 840                    | 33 326                              | 11 635                            | 562                            | 10 897                      | 129 289                                       | 5 796          |
| New York .....                  | 29 186 295                               | 4 884 239         | 234 455                    | 201 456                   | 553 155                                   | 23 766                   | 695 524                             | 226 303                           | 17 718                         | 113 210                     | 2 783 391                                     | 35 261         |
| North Carolina .....            | 7 408 064                                | 1 015 648         | 187 188                    | 69 840                    | 204 311                                   | 10 199                   | 101 199                             | 33 695                            | 1 287                          | 47 664                      | 349 563                                       | 10 702         |
| North Dakota .....              | 518 334                                  | 112 002           | 10 019                     | 5 448                     | 35 325                                    | 6 110                    | 13 548                              | 16 709                            | 208                            | 3 794                       | 23 609  | 2 732          |
| Ohio .....                      | 9 500 999                                | 1 758 778         | 278 582                    | 234 819                   | 296 682                                   | 3 510                    | 363 910                             | 104 196                           | 2 568                          | 71 467                      | 377 368                                       | 25 676         |
| Oklahoma .....                  | 2 723 706                                | 522 854           | 91 795                     | 29 647                    | 133 160                                   | 8 912                    | 57 472                              | 15 732                            | 48                             | 20 413                      | 158 492                                       | 7 183          |
| Oregon .....                    | 2 593 401                                | 539 960           | 61 987                     | 31 748                    | 113 124                                   | 798                      | 81 688                              | 23 698                            | 2 216                          | 34 887                      | 182 183                                       | 7 631          |
| Pennsylvania .....              | 11 809 145                               | 2 239 075         | 205 980                    | 131 900                   | 288 839                                   | 20 825                   | 389 493                             | 127 372                           | 2 481                          | 108 325                     | 941 811                                       | 22 049         |
| Rhode Island .....              | 1 255 040                                | 177 173           | 17 384                     | 215                       | 30 974                                    | 2 466                    | 19 972                              | 12 781                            | 73                             | 5 488                       | 85 880  | 1 940          |
| South Carolina .....            | 3 475 437                                | 357 401           | 64 198                     | 18 478                    | 109 228                                   | 5 737                    | 22 731                              | 12 653                            | -26                            | 31 427                      | 81 574  | 11 401         |
| South Dakota .....              | 607 653                                  | 117 436           | 17 612                     | 4 614                     | 44 203                                    | 946                      | 7 603                               | 12 509                            | 184                            | 5 102                       | 23 189  | 1 474          |
| Tennessee .....                 | 5 939 920                                | 598 226           | 121 835                    | 44 960                    | 145 402                                   | 10 747                   | 49 148                              | 26 035                            | 533                            | 28 746                      | 159 172                                       | 11 648         |
| Texas .....                     | 13 971 365                               | 2 259 093         | 392 430                    | 181 260                   | 630 946                                   | 35 137                   | 261 886                             | 48 306                            | 11 681                         | 143 410                     | 538 733                                       | 15 304         |
| Utah .....                      | 1 404 161                                | 266 380           | 43 293                     | 18 899                    | 57 774                                    | 2 006                    | 30 532                              | 14 776                            | 1 733                          | 15 365                      | 77 665  | 4 337          |
| Vermont .....                   | 712 963                                  | 128 032           | 10 341                     | 6 872                     | 18 346                                    | 2 994                    | 6 624                               | 10 939                            | 904                            | 23 322                      | 46 429  | 1 261          |
| Virginia .....                  | 3 260 037                                | 664 554           | 135 404                    | 52 311                    | 196 944                                   | 4 417                    | 61 782                              | 37 404                            | 4 163                          | 42 985                      | 116 530                                       | 12 614         |
| Washington .....                | 4 360 689                                | 939 032           | 115 302                    | 69 447                    | 171 122                                   | 4 029                    | 108 726                             | 35 232                            | 4 839                          | 36 188                      | 383 893                                       | 10 254         |
| West Virginia .....             | 2 065 193                                | 282 218           | 32 885                     | 20 747                    | 64 654                                    | 3 390                    | 39 736                              | 16 954                            | 170                            | 13 940                      | 84 543  | 5 199          |
| Wisconsin .....                 | 4 017 950                                | 861 793           | 88 959                     | 78 473                    | 131 962                                   | 4 835                    | 111 797                             | 67 021                            | 2 627                          | 31 811                      | 333 517                                       | 10 791         |
| Wyoming .....                   | 365 963                                  | 78 487            | 9 294                      | 6 193                     | 24 173                                    | 464                      | 2 920                               | 6 040                             | —                              | 2 914                       | 24 627  | 1 862          |
| American Samoa .....            | 6 276                                    | —                 | —                          | —                         | —   | —                        | —                                   | —                                 | —                              | —                           | —   | —              |
| Fed. States of Micronesia ..... | 362                                      | —                 | —                          | —                         | —   | —                        | —                                   | —                                 | —                              | —                           | —   | —              |
| Guam .....                      | 31 703                                   | 13 855            | 2 977                      | 2 496                     | 5 317                                     | 351                      | —                                   | 71                                | —                              | 234                         | 1 992   | 417            |
| Marshall Islands .....          | 726                                      | —                 | —                          | —                         | —   | —                        | —                                   | —                                 | —                              | —                           | —   | —              |
| Northern Marianas .....         | 5 024                                    | 972               | —                          | —                         | 220                                       | —                        | —                                   | 226                               | —                              | —                           | —   | 526            |
| Palau .....                     | 179                                      | —                 | —                          | —                         | —   | —                        | —                                   | —                                 | —                              | —                           | —   | —              |
| Puerto Rico .....               | 984 541                                  | 516 823           | 36 169                     | 61 191                    | 310 417                                   | 13 088                   | 12 437                              | 2 264                             | —                              | 15 570                      | 63 656  | 2 031          |
| Virgin Islands .....            | 41 529                                   | 20 589            | 1 523                      | 3 901                     | 12 016                                    | 283                      | —                                   | 80                                | —                              | 276                         | 2 446   | 64             |
| Undistributed .....             | 8 339                                    | 4 132             | 1 664                      | —                         | 2 441                                     | —                        | —                                   | —                                 | —                              | 27                          | —   | —              |

See footnotes at end of table.

**Table 1. Federal Government Grants and Other Payments to State and Local Governments, by Agency and for Selected Programs, by State and Outlying Area: Fiscal Year 2005—Con.**

[In thousand dollars. Detail may not add to total because of rounding. For meaning of abbreviations and symbols, see introductory text]

| State and outlying area             | Department of Health and Human Services—Con. |   |  |  |  |                       |   |
|-------------------------------------|--|---|--|--|--|-----------------------|---|
|                                     | Administration on Aging                      | Agency for Healthcare Research and Quality <sup>2</sup> | Centers for Disease Control and Prevention | Centers for Medicare and Medicaid Services | Health Resources and Services Administration | Indian Health Service | Substance Abuse and Mental Health Services Administration |
| <b>United States, total . . .</b>   | <b>1 366 318</b>                             | <b>32 796</b>   | <b>779 432</b>                             | <b>185 979 519</b>                         | <b>5 321 337</b>                             | <b>124 000</b>        | <b>2 902 217</b>  |
| Alabama . . . . .                   | 21 702                                       | 1 246   | 13 546                                     | 2 871 878                                  | 96 567                                       | —                     | 38 181  |
| Alaska . . . . .                    | 11 539                                       | 49  | 3 581                                      | 712 434                                    | 43 151                                       | 9 763                 | 28 559  |
| Arizona . . . . .                   | 25 421                                       | 906   | 21 895                                     | 4 229 010                                  | 83 394                                       | 30 227                | 66 439  |
| Arkansas . . . . .                  | 14 384                                       | —   | 6 887                                      | 2 257 889                                  | 48 037                                       | —                     | 21 601  |
| California . . . . .                | 127 713                                      | 4 589   | 63 938                                     | 19 452 446                                 | 550 790                                      | 9 042                 | 388 354   |
| Colorado . . . . .                  | 15 866                                       | 1 911   | 9 967                                      | 1 523 320                                  | 92 032                                       | 803                   | 47 354  |
| Connecticut . . . . .               | 19 495                                       | —   | 8 795                                      | 2 089 049                                  | 67 784                                       | —                     | 40 342  |
| Delaware . . . . .                  | 6 799  | —   | 1 960                                      | 485 786                                    | 14 340                                       | —                     | 13 277  |
| District of Columbia . . . . .      | 12 917                                       | —   | 33 352                                     | 955 427                                    | 102 558                                      | —                     | 20 538  |
| Florida . . . . .                   | 93 264                                       | —   | 26 289                                     | 8 544 351                                  | 325 582                                      | —                     | 168 544   |
| Georgia . . . . .                   | 32 516                                       | 25  | 15 854                                     | 4 492 925                                  | 154 148                                      | —                     | 83 479  |
| Hawaii . . . . .                    | 8 566  | —   | 4 861                                      | 616 285                                    | 35 994                                       | —                     | 15 550  |
| Idaho . . . . .                     | 7 739  | —   | 3 657                                      | 768 441                                    | 27 287                                       | 998                   | 14 606  |
| Illinois . . . . .                  | 54 366                                       | 1 418   | 24 908                                     | 6 033 542                                  | 199 068                                      | 291                   | 109 260   |
| Indiana . . . . .                   | 26 341                                       | 939   | 11 670                                     | 3 305 884                                  | 60 294                                       | —                     | 54 309  |
| Iowa . . . . .                      | 18 544                                       | 706   | 5 622                                      | 1 676 418                                  | 42 690                                       | 300                   | 22 508  |
| Kansas . . . . .                    | 13 656                                       | —   | 5 214                                      | 1 343 695                                  | 31 773                                       | 1 472                 | 17 002  |
| Kentucky . . . . .                  | 17 351                                       | 190   | 6 958                                      | 3 129 254                                  | 69 871                                       | —                     | 36 451  |
| Louisiana . . . . .                 | 20 294                                       | 190   | 9 153                                      | 4 004 656                                  | 94 598                                       | —                     | 43 723  |
| Maine . . . . .                     | 7 804  | —   | 5 842                                      | 1 538 891                                  | 21 012                                       | —                     | 15 576  |
| Maryland . . . . .                  | 22 011                                       | 1 407   | 16 151                                     | 2 745 188                                  | 110 120                                      | —                     | 51 783  |
| Massachusetts . . . . .             | 45 300                                       | 487   | 14 488                                     | 5 093 478                                  | 145 574                                      | 124                   | 67 674  |
| Michigan . . . . .                  | 46 614                                       | 1 085   | 21 100                                     | 5 316 509                                  | 120 245                                      | 2 112                 | 95 637  |
| Minnesota . . . . .                 | 22 361                                       | 552   | 10 995                                     | 3 070 968                                  | 52 453                                       | 4 191                 | 33 672  |
| Mississippi . . . . .               | 11 773                                       | 1 093   | 8 003                                      | 2 740 155                                  | 78 670                                       | 194                   | 24 911  |
| Missouri . . . . .                  | 27 145                                       | —   | 13 603                                     | 4 261 865                                  | 101 448                                      | —                     | 50 075  |
| Montana . . . . .                   | 7 613  | 336   | 2 304                                      | 543 897                                    | 27 194                                       | 5 175                 | 11 803  |
| Nebraska . . . . .                  | 9 351  | 666   | 5 060                                      | 962 305                                    | 31 845                                       | 1 823                 | 13 986  |
| Nevada . . . . .                    | 10 376                                       | —   | 5 309                                      | 727 015                                    | 30 996                                       | 3 648                 | 23 548  |
| New Hampshire . . . . .             | 6 802  | —   | 4 937                                      | 666 133                                    | 15 708                                       | —                     | 10 830  |
| New Jersey . . . . .                | 39 178                                       | 600   | 15 217                                     | 4 450 813                                  | 153 146                                      | —                     | 78 583  |
| New Mexico . . . . .                | 11 496                                       | 482   | 4 638                                      | 1 860 513                                  | 61 282                                       | 8 411                 | 21 648  |
| New York . . . . .                  | 76 839                                       | 499   | 140 515                                    | 23 344 857                                 | 549 004                                      | 424                   | 189 918   |
| North Carolina . . . . .            | 33 584                                       | 1 584   | 21 276                                     | 6 104 149                                  | 119 148                                      | -1 019                | 113 694   |
| North Dakota . . . . .              | 7 743  | —   | 3 553                                      | 367 058                                    | 18 852                                       | 2 604                 | 6 522   |
| Ohio . . . . .                      | 52 923                                       | 134   | 21 843                                     | 7 425 007                                  | 138 930                                      | —                     | 103 384   |
| Oklahoma . . . . .                  | 22 902                                       | 720   | 8 387                                      | 2 072 342                                  | 45 997                                       | 19 654                | 30 850  |
| Oregon . . . . .                    | 15 711                                       | 893   | 6 670                                      | 1 936 188                                  | 58 580                                       | 2 404                 | 32 995  |
| Pennsylvania . . . . .              | 71 040                                       | 1 276   | 26 853                                     | 9 147 884                                  | 210 669                                      | —                     | 112 348   |
| Rhode Island . . . . .              | 6 822  | —   | 4 748                                      | 1 022 662                                  | 25 705                                       | —                     | 17 930  |
| South Carolina . . . . .            | 16 566                                       | 641   | 9 750                                      | 2 952 918                                  | 107 671                                      | —                     | 30 490  |
| South Dakota . . . . .              | 7 296  | —   | 2 422                                      | 444 203                                    | 20 453                                       | 6 403                 | 9 440   |
| Tennessee . . . . .                 | 28 019                                       | 1 064   | 13 332                                     | 5 153 079                                  | 94 170                                       | 4 362                 | 47 668  |
| Texas . . . . .                     | 74 838                                       | 2 263   | 41 307                                     | 11 087 411                                 | 306 471                                      | 311                   | 199 671   |
| Utah . . . . .                      | 7 389  | 824   | 7 256                                      | 1 055 786                                  | 35 966                                       | 1 699                 | 28 861  |
| Vermont . . . . .                   | 7 200  | 126   | 2 981                                      | 552 407                                    | 12 662                                       | —                     | 9 555   |
| Virginia . . . . .                  | 28 212                                       | 224   | 10 578                                     | 2 399 316                                  | 90 986                                       | —                     | 66 167  |
| Washington . . . . .                | 25 508                                       | 1 496   | 14 319                                     | 3 218 525                                  | 101 037                                      | 4 142                 | 56 630  |
| West Virginia . . . . .             | 10 936                                       | —   | 6 627                                      | 1 686 956                                  | 62 982                                       | —                     | 15 474  |
| Wisconsin . . . . .                 | 26 703                                       | 1 692   | 15 030                                     | 2 992 287                                  | 71 693                                       | 3 654                 | 45 098  |
| Wyoming . . . . .                   | 6 385  | —   | 1 818                                      | 261 624                                    | 8 266  | 788                   | 8 595   |
| American Samoa . . . . .            | —  | —   | 389  | 4 541                                      | 1 346  | —                     | —   |
| Fed. States of Micronesia . . . . . | —  | —   | 362  | —  | —  | —                     | —   |
| Guam . . . . .                      | 3 376  | —   | 911  | 9 257                                      | 1 363  | —                     | 2 941   |
| Marshall Islands . . . . .          | —  | —   | 726  | —  | —  | —                     | —   |
| Northern Marianas . . . . .         | —  | —   | 310  | 3 024                                      | 428  | —                     | 290   |
| Palau . . . . .                     | —  | —   | 179  | —  | —  | —                     | —   |
| Puerto Rico . . . . .               | 17 295                                       | 484   | 9 593                                      | 259 168                                    | 138 159                                      | —                     | 43 019  |
| Virgin Islands . . . . .            | 2 734  | —   | 1 084                                      | 8 450                                      | 7 798  | —                     | 874   |
| Undistributed . . . . .             | —  | —   | 857  | —  | 3 350  | —                     | —   |

See footnotes at end of table.



**Table 1. Federal Government Grants and Other Payments to State and Local Governments, by Agency and for Selected Programs, by State and Outlying Area: Fiscal Year 2005—Con.**

[In thousand dollars. Detail may not add to total because of rounding. For meaning of abbreviations and symbols, see introductory text]

| State and outlying area         | Department of Homeland Security |               |  |                                     |                  |  |                | Department of Housing and Urban Development |                                    |                                    |  |   |
|---------------------------------|---------------------------------|---------------|--|-------------------------------------|------------------|--|----------------|---|------------------------------------|------------------------------------|--|---|
|                                 | Total <sup>3</sup>              | Coast Guard   | Domestic preparedness and anti-terrorism programs <sup>2</sup> | Federal Emergency Management Agency |                  |  |                | Total                                       | Fair housing and equal opportunity | Community planning and development |  |   |
|                                 |                                 |               |  | Total                               | Disaster relief  | Emergency management planning and assistance | Other          |   |                                    | Community Development Block Grant  | Empowerment zones and other economic development | Emergency shelter and homeless assistance |
| <b>United States, total ..</b>  | <b>8 330 201</b>                | <b>61 065</b> | <b>2 883 285</b>   | <b>5 385 851</b>                    | <b>4 944 147</b> | <b>267 913</b>                               | <b>173 791</b> | <b>28 709 107</b>                           | <b>46 839</b>                      | <b>4 990 753</b>                   | <b>85 577</b>                                    | <b>1 281 574</b>                          |
| Alabama .....                   | 298 389                         | 717           | 31 621   | 266 051                             | 230 256          | 33 411                                       | 2 384          | 439 925                                     | 620                                | 66 117                             | 662  | 13 494                                    |
| Alaska .....                    | 28 116                          | 589           | 16 194   | 11 333                              | 10 023           | 1 310  | —              | 193 955                                     | —                                  | 23 720                             | 320  | 3 467                                     |
| Arizona .....                   | 50 937                          | 709           | 41 705   | 8 523                               | 4 959            | 3 552  | 12             | 352 842                                     | 1 397                              | 66 670                             | 2 630  | 28 537                                    |
| Arkansas .....                  | 65 691                          | 719           | 23 255   | 41 717                              | 24 678           | 16 819                                       | 220            | 185 377                                     | 130                                | 32 209                             | 322  | 4 280                                     |
| California .....                | 742 277                         | 1 661         | 282 636  | 457 980                             | 445 945          | 12 035                                       | —              | 2 742 646                                   | 4 269                              | 565 224                            | 6 401  | 188 291                                   |
| Colorado .....                  | 122 576                         | 271           | 111 274  | 11 031                              | 5 712            | 5 225  | 94             | 265 648                                     | 483                                | 43 312                             | 361  | 15 812                                    |
| Connecticut .....               | 34 446                          | 1 422         | 27 964   | 5 060                               | 2 434            | 2 626  | —              | 469 830                                     | 404                                | 52 826                             | 5 609  | 21 188                                    |
| Delaware .....                  | 20 512                          | 458           | 16 105   | 3 949                               | 2 650            | 1 177  | 122            | 83 853                                      | 302                                | 8 917                              | —  | 6 489                                     |
| District of Columbia .....      | 136 231                         | 382           | 131 303  | 4 546                               | 3 463            | 1 057  | 26             | 494 794                                     | 3 421                              | 32 676                             | 425  | 15 395                                    |
| Florida .....                   | 1 612 709                       | 3 907         | 101 285  | 1 507 517                           | 1 500 846        | 5 627  | 1 044          | 1 036 959                                   | 3 161                              | 212 968                            | 9 480  | 59 109                                    |
| Georgia .....                   | 102 189                         | 1 062         | 54 918   | 46 209                              | 38 292           | 5 784  | 2 133          | 690 290                                     | 789                                | 109 213                            | 778  | 20 948                                    |
| Hawaii .....                    | 31 901                          | 835           | 23 130   | 7 936                               | 5 935            | 2 001  | —              | 116 866                                     | 109                                | 30 290                             | 49   | 5 435                                     |
| Idaho .....                     | 21 072                          | 740           | 18 108   | 2 224                               | 7 772            | 1 452  | —              | 63 952                                      | 207                                | 14 318                             | 61   | 3 232                                     |
| Illinois .....                  | 128 598                         | 545           | 110 663  | 17 390                              | 7 043            | 10 017                                       | 330            | 1 665 410                                   | 1 863                              | 227 174                            | 300  | 79 244                                    |
| Indiana .....                   | 86 224                          | 707           | 38 996   | 46 521                              | 36 781           | 9 516  | 224            | 395 658                                     | 905                                | 84 067                             | 1 008  | 14 369                                    |
| Iowa .....                      | 43 892                          | 1 088         | 27 601   | 15 203                              | 11 934           | 3 179  | 90             | 165 914                                     | 964                                | 55 560                             | 209  | 8 099                                     |
| Kansas .....                    | 67 984                          | 643           | 23 333   | 44 008                              | 41 102           | 2 044  | 862            | 154 809                                     | 286                                | 41 496                             | 52   | 5 127                                     |
| Kentucky .....                  | 66 083                          | 822           | 31 571   | 33 690                              | 27 231           | 6 292  | 167            | 388 381                                     | 727                                | 76 774                             | 989  | 13 718                                    |
| Louisiana .....                 | 396 123                         | 1 003         | 42 670   | 352 450                             | 348 692          | 3 677  | 81             | 430 637                                     | 541                                | 74 448                             | 119  | 22 230                                    |
| Maine .....                     | 30 586                          | 679           | 17 353   | 12 554                              | 10 994           | 1 359  | 201            | 160 238                                     | 225                                | 29 804                             | 829  | 7 734                                     |
| Maryland .....                  | 67 187                          | 1 619         | 45 970   | 19 598                              | 14 175           | 5 320  | 103            | 644 510                                     | 1 092                              | 96 941                             | —  | 40 480                                    |
| Massachusetts .....             | 125 418                         | 982           | 62 436   | 62 000                              | 58 595           | 3 209  | 196            | 1 288 339                                   | 1 396                              | 136 971                            | 2 983  | 62 205                                    |
| Michigan .....                  | 81 509                          | 3 011         | 64 115   | 14 383                              | 8 868            | 5 192  | 323            | 753 029                                     | 1 154                              | 172 384                            | 1 003  | 48 703                                    |
| Minnesota .....                 | 51 714                          | 1 533         | 35 338   | 14 843                              | 12 723           | 1 889  | 231            | 486 055                                     | 492                                | 86 670                             | 4 281  | 22 162                                    |
| Mississippi .....               | 106 458                         | 1 123         | 24 858   | 80 477                              | 72 703           | 7 621  | 153            | 234 504                                     | 382                                | 49 102                             | 347  | 4 756                                     |
| Missouri .....                  | 60 649                          | 1 223         | 46 952   | 12 474                              | 9 036            | 3 288  | 150            | 423 213                                     | 760                                | 91 571                             | 3 669  | 17 990                                    |
| Montana .....                   | 38 909                          | 361           | 16 142   | 22 406                              | 20 865           | 1 539  | 2              | 95 311                                      | 220                                | 18 087                             | 727  | 2 252                                     |
| Nebraska .....                  | 35 286                          | 339           | 23 656   | 11 291                              | 9 589            | 1 702  | —              | 118 319                                     | 659                                | 28 068                             | 888  | 4 944                                     |
| Nevada .....                    | 45 498                          | 497           | 28 386   | 16 615                              | 13 665           | 2 887  | 63             | 116 611                                     | 170                                | 23 656                             | 168  | 5 010                                     |
| New Hampshire .....             | 23 633                          | 587           | 18 548   | 4 498                               | 1 947            | 2 509  | 42             | 101 476                                     | 282                                | 20 562                             | 25   | 5 105                                     |
| New Jersey .....                | 74 971                          | 752           | 60 811   | 13 408                              | 9 347            | 3 865  | 196            | 1 074 641                                   | 801                                | 113 301                            | 1 810  | 28 896                                    |
| New Mexico .....                | 29 600                          | 555           | 19 520   | 9 525                               | 7 662            | 1 784  | 79             | 123 528                                     | 300                                | 31 205                             | 1 140  | 7 106                                     |
| New York .....                  | 1 417 656                       | 1 306         | 298 500  | 1 117 850                           | 1 108 302        | 7 178  | 2 370          | 3 710 174                                   | 2 319                              | 592 454                            | 1 352  | 140 553                                   |
| North Carolina .....            | 133 787                         | 1 022         | 46 516   | 86 249                              | 75 831           | 5 142  | 5 276          | 610 614                                     | 1 189                              | 83 139                             | 911  | 14 044                                    |
| North Dakota .....              | 157 362                         | 363           | 149 278  | 7 721                               | 6 329            | 1 390  | 2              | 64 519                                      | 388                                | 12 213                             | 65   | 1 714                                     |
| Ohio .....                      | 169 294                         | 1 681         | 77 823   | 89 790                              | 82 760           | 6 828  | 202            | 1 167 037                                   | 3 029                              | 234 007                            | 6 555  | 60 804                                    |
| Oklahoma .....                  | 56 597                          | 1 611         | 33 526   | 21 460                              | 19 071           | 1 999  | 390            | 323 956                                     | 483                                | 51 282                             | 1 146  | 7 887                                     |
| Oregon .....                    | 72 473                          | 754           | 36 605   | 35 114                              | 21 515           | 13 599                                       | —              | 244 931                                     | 274                                | 49 936                             | 163  | 15 485                                    |
| Pennsylvania .....              | 194 687                         | 851           | 87 671   | 106 165                             | 97 639           | 8 292  | 234            | 1 438 642                                   | 2 666                              | 281 594                            | 4 035  | 66 733                                    |
| Rhode Island .....              | 24 505                          | 533           | 16 387   | 7 585                               | 5 445            | 2 076  | 64             | 204 976                                     | 224                                | 22 743                             | —  | 6 336                                     |
| South Carolina .....            | 44 109                          | 1 169         | 26 607   | 16 333                              | 12 855           | 2 256  | 1 222          | 293 006                                     | 493                                | 49 162                             | 1 143  | 8 064                                     |
| South Dakota .....              | 20 973                          | 468           | 15 709   | 4 796                               | 1 653            | 3 063  | 80             | 101 832                                     | —                                  | 24 031                             | 672  | 1 061                                     |
| Tennessee .....                 | 74 505                          | 738           | 34 786   | 38 981                              | 35 803           | 3 026  | 152            | 502 673                                     | 874                                | 63 899                             | 5 086  | 14 972                                    |
| Texas .....                     | 343 254                         | 1 999         | 174 452  | 166 803                             | 156 155          | 10 648                                       | —              | 1 274 939                                   | 2 725                              | 310 086                            | 6 913  | 56 199                                    |
| Utah .....                      | 41 763                          | 1 335         | 24 919   | 15 509                              | 8 647            | 6 673  | 189            | 93 840                                      | 312                                | 30 405                             | 1 370  | 5 416                                     |
| Vermont .....                   | 19 694                          | 179           | 15 493   | 4 022                               | 3 017            | 923  | 82             | 60 228                                      | 326                                | 12 314                             | 8  | 2 600                                     |
| Virginia .....                  | 105 243                         | 937           | 41 203   | 63 103                              | 58 053           | 4 813  | 237            | 586 746                                     | 1 100                              | 87 444                             | 4 124  | 20 691                                    |
| Washington .....                | 102 426                         | 1 059         | 70 159   | 31 208                              | 25 383           | 5 825  | —              | 487 376                                     | 1 137                              | 83 683                             | 823  | 36 261                                    |
| West Virginia .....             | 57 691                          | 224           | 19 672   | 37 795                              | 34 125           | 3 504  | 166            | 201 888                                     | 331                                | 54 996                             | 2 873  | 3 333                                     |
| Wisconsin .....                 | 55 439                          | 2 523         | 37 361   | 15 555                              | 11 299           | 3 724  | 532            | 379 613                                     | 423                                | 82 419                             | 411  | 20 713                                    |
| Wyoming .....                   | 17 377                          | 273           | 14 391   | 2 713                               | 1 235            | 1 413  | 65             | 27 381                                      | 12                                 | 4 633                              | 97   | 366                                       |
| American Samoa .....            | 8 874                           | 103           | 4 279  | 4 492                               | 4 492            | —  | —              | 683   | —                                  | 566                                | 21   | 37  |
| Fed. States of Micronesia ..... | 5 351                           | —             | 50   | 5 301                               | 5 301            | —  | —              | —   | —                                  | —                                  | —  | —   |
| Guam .....                      | 23 311                          | 248           | 5 053  | 18 010                              | 17 034           | 976  | —              | 20 036                                      | —                                  | 2 946                              | —  | 441                                       |
| Marshall Islands .....          | —                               | —             | —  | —                                   | —                | —  | —              | —   | —                                  | —                                  | —  | —   |
| Northern Marianas .....         | 9 741                           | —             | 4 383  | 5 358                               | 4 982            | 376  | —              | 4 374                                       | —                                  | 1 728                              | —  | 60  |
| Palau .....                     | —                               | —             | —  | —                                   | —                | —  | —              | —   | —                                  | —                                  | —  | —   |
| Puerto Rico .....               | 114 111                         | 484           | 25 169   | 88 458                              | 86 962           | 1 496  | —              | 587 140                                     | 23                                 | 136 199                            | 164  | 11 726                                    |
| Virgin Islands .....            | 5 083                           | 210           | 4 879  | —                                   | —598             | 592  | —              | 41 270                                      | —                                  | 3 023                              | —  | 271                                       |
| Undistributed .....             | 227 530                         | 9 454         | —  | 218 076                             | 61 940           | 3 136  | 153 000        | 323 713                                     | —                                  | —                                  | —  | —   |

See footnotes at end of table.

**Table 1. Federal Government Grants and Other Payments to State and Local Governments, by Agency and for Selected Programs, by State and Outlying Area: Fiscal Year 2005—Con.**

[In thousand dollars. Detail may not add to total because of rounding. For meaning of abbreviations and symbols, see introductory text]

| State and outlying area             | Department of Housing and Urban Development—Con. |   |                             |                                 |                             |                  |                             |                   |                  |
|-------------------------------------|--|---|-----------------------------|---------------------------------|-----------------------------|------------------|-----------------------------|-------------------|------------------|
|                                     | Housing programs                                 |   |                             |                                 |                             |                  |                             |                   |                  |
|                                     | College housing                                  | Housing opportunities for persons with AIDS | Native American block grant | Housing for special populations | Public housing programs     |                  |                             |                   |                  |
| Low rent housing assistance         |  |   |                             |                                 | Neighborhood revitalization | Drug elimination | Housing certificate program | Capital programs  |                  |
| <b>United States, total . . .</b>   | <b>6 409</b>                                     | <b>280 133</b>                              | <b>687 918</b>              | <b>903 485</b>                  | <b>3 616 998</b>            | <b>694 622</b>   | <b>6 243</b>                | <b>11 095 632</b> | <b>3 152 389</b> |
| Alabama . . . . .                   | 36   | 2 012                                       | 2 156                       | 7 223                           | 113 713                     | 17 123           | 9                           | 103 980           | 83 665           |
| Alaska . . . . .                    | —  | 507   | 129 882                     | 4 707                           | 8 265                       | —                | —                           | 17 142            | 1 507            |
| Arizona . . . . .                   | 80   | 2 342                                       | 123 078                     | 10 402                          | 16 717                      | 3 362            | 285                         | 62 764            | 12 063           |
| Arkansas . . . . .                  | —  | 757   | —                           | 5 103                           | 27 008                      | 217              | —                           | 80 189            | 23 821           |
| California . . . . .                | —  | 35 483                                      | 40 164                      | 102 162                         | 115 524                     | 35 473           | 497                         | 1 313 984         | 109 995          |
| Colorado . . . . .                  | 347  | 1 489                                       | 3 496                       | 8 332                           | 16 754                      | 9 289            | —                           | 133 410           | 12 750           |
| Connecticut . . . . .               | —  | 3 026                                       | 254                         | 22 313                          | 53 389                      | 13 078           | 108                         | 246 086           | 25 752           |
| Delaware . . . . .                  | —  | 1 371                                       | —                           | 6 679                           | 9 414                       | 6 191            | 1                           | 34 050            | 6 234            |
| District of Columbia . . . . .      | —  | 8 009                                       | 9 663                       | 1 116                           | 57 211                      | 15 352           | 69                          | 135 858           | 193 871          |
| Florida . . . . .                   | —  | 36 333                                      | 2 066                       | 46 152                          | 96 860                      | 38 394           | 4                           | 392 394           | 78 319           |
| Georgia . . . . .                   | —  | 6 807                                       | —                           | 18 984                          | 120 473                     | 36 793           | 22                          | 229 995           | 101 116          |
| Hawaii . . . . .                    | 257  | 1 332                                       | —                           | 1 196                           | 11 065                      | —                | —                           | 39 784            | 23 661           |
| Idaho . . . . .                     | 136  | 331   | 10 765                      | 687                             | 1 135                       | —                | —                           | 28 334            | 893              |
| Illinois . . . . .                  | 259  | 8 992                                       | 193                         | 44 510                          | 247 341                     | 60 583           | —1                          | 646 555           | 240 488          |
| Indiana . . . . .                   | 88   | 2 044                                       | —                           | 13 007                          | 43 353                      | 6 687            | —                           | 166 118           | 27 665           |
| Iowa . . . . .                      | —  | 472   | 275                         | 5 216                           | 5 735                       | —                | —                           | 63 899            | 5 676            |
| Kansas . . . . .                    | —7   | 798   | 2 213                       | 3 649                           | 16 207                      | 71               | 315                         | 53 179            | 14 181           |
| Kentucky . . . . .                  | —  | 1 652                                       | —                           | 11 252                          | 51 788                      | 21 702           | 26                          | 132 172           | 41 338           |
| Louisiana . . . . .                 | —  | 4 778                                       | 641                         | 10 316                          | 65 453                      | 25 420           | 145                         | 124 410           | 70 405           |
| Maine . . . . .                     | —  | 538   | 3 330                       | 8 034                           | 9 195                       | —                | —                           | 82 661            | 7 541            |
| Maryland . . . . .                  | —  | 11 669                                      | 1 007                       | 25 879                          | 73 847                      | 14 369           | 214                         | 302 473           | 44 128           |
| Massachusetts . . . . .             | 647  | 5 191                                       | 360                         | 46 794                          | 114 006                     | 16 226           | 278                         | 762 580           | 84 913           |
| Michigan . . . . .                  | 210  | 3 478                                       | 17 000                      | 18 488                          | 53 386                      | 2 222            | 55                          | 330 370           | 42 506           |
| Minnesota . . . . .                 | 525  | 1 787                                       | 16 162                      | 17 129                          | 41 184                      | 10 215           | —                           | 218 024           | 39 982           |
| Mississippi . . . . .               | —  | 836   | 3 262                       | 5 157                           | 26 781                      | 15 437           | —                           | 83 512            | 27 369           |
| Missouri . . . . .                  | —  | 3 858                                       | 59                          | 21 778                          | 37 067                      | 22 751           | 24                          | 156 436           | 37 295           |
| Montana . . . . .                   | —  | 460   | 26 370                      | 10 663                          | 4 225                       | —                | —                           | 20 290            | 4 083            |
| Nebraska . . . . .                  | —  | 566   | 6 584                       | 2 841                           | 11 657                      | —                | —                           | 38 226            | 13 022           |
| Nevada . . . . .                    | —  | 820   | 8 318                       | 1 874                           | 15 796                      | 557              | —                           | 45 456            | 3 933            |
| New Hampshire . . . . .             | —  | 697   | —                           | 3 983                           | 6 582                       | —                | —                           | 52 153            | 5 002            |
| New Jersey . . . . .                | 1 207  | 11 802                                      | —                           | 33 568                          | 170 692                     | 31 964           | 287                         | 538 299           | 91 858           |
| New Mexico . . . . .                | —  | 1 091                                       | 16 231                      | 1 856                           | 9 245                       | 21               | 69                          | 37 072            | 10 019           |
| New York . . . . .                  | 227  | 62 283                                      | 6 367                       | 129 501                         | 877 747                     | 5 581            | 446                         | 1 280 141         | 429 888          |
| North Carolina . . . . .            | 242  | 2 822                                       | 22 778                      | 19 646                          | 102 363                     | 38 351           | —                           | 214 173           | 60 091           |
| North Dakota . . . . .              | 177  | —   | 18 251                      | 164                             | 2 197                       | —                | —                           | 19 827            | 5 795            |
| Ohio . . . . .                      | 84   | 2 999                                       | —                           | 36 543                          | 165 908                     | 36 893           | 401                         | 441 212           | 99 676           |
| Oklahoma . . . . .                  | —  | 838   | 96 776                      | 5 838                           | 24 938                      | 836              | —                           | 87 697            | 21 764           |
| Oregon . . . . .                    | —  | 1 560                                       | 16 582                      | 4 203                           | 16 182                      | 6 070            | 18                          | 95 708            | 14 247           |
| Pennsylvania . . . . .              | 5  | 9 798                                       | —                           | 58 797                          | 250 060                     | 34 580           | 20                          | 471 634           | 168 733          |
| Rhode Island . . . . .              | 200  | 1 431                                       | 399                         | 8 016                           | 20 904                      | 6 594            | —                           | 107 000           | 18 068           |
| South Carolina . . . . .            | 63   | 2 529                                       | 2 347                       | 9 514                           | 31 499                      | 18 227           | —                           | 125 278           | 25 246           |
| South Dakota . . . . .              | —  | —   | 33 427                      | 1 892                           | 2 861                       | —                | —                           | 29 543            | 3 304            |
| Tennessee . . . . .                 | 271  | 2 772                                       | —                           | 14 505                          | 93 102                      | 42 416           | 81                          | 155 356           | 72 775           |
| Texas . . . . .                     | 670  | 15 155                                      | 1 195                       | 32 292                          | 122 015                     | 13 660           | 109                         | 496 169           | 104 185          |
| Utah . . . . .                      | 315  | 542   | 3 198                       | 7 077                           | 4 390                       | —                | —                           | 30 039            | 3 718            |
| Vermont . . . . .                   | 181  | 475   | —                           | 1 266                           | 2 552                       | —                | —                           | 31 566            | 1 977            |
| Virginia . . . . .                  | —  | 2 418                                       | 559                         | 16 107                          | 65 031                      | 22 827           | 1                           | 277 333           | 43 867           |
| Washington . . . . .                | 91   | 3 669                                       | 39 412                      | 23 349                          | 36 896                      | 50 144           | 28                          | 141 605           | 38 451           |
| West Virginia . . . . .             | —  | 360   | —                           | 1 667                           | 17 245                      | 1 505            | —                           | 96 299            | 14 012           |
| Wisconsin . . . . .                 | 83   | 1 693                                       | 19 394                      | 7 037                           | 18 933                      | 11 494           | —                           | 153 278           | 25 707           |
| Wyoming . . . . .                   | 15   | 156   | 3 704                       | 1 076                           | 1 227                       | —                | 119                         | 10 097            | 1 023            |
| American Samoa . . . . .            | —  | —   | —                           | —                               | —                           | —                | —                           | —                 | —                |
| Fed. States of Micronesia . . . . . | —  | —   | —                           | —                               | —                           | —                | —                           | —                 | —                |
| Guam . . . . .                      | —  | —   | —                           | —                               | 3 600                       | —                | 124                         | 10 430            | 924              |
| Marshall Islands . . . . .          | —  | —   | —                           | —                               | —                           | —                | —                           | —                 | —                |
| Northern Marianas . . . . .         | —  | —   | —                           | —                               | —                           | —                | —                           | 1 771             | —                |
| Palau . . . . .                     | —  | —   | —                           | —                               | —                           | —                | —                           | —                 | —                |
| Puerto Rico . . . . .               | —  | 7 203                                       | —                           | 3 404                           | 100 953                     | 194              | 2 489                       | 136 410           | 172 243          |
| Virgin Islands . . . . .            | —  | 102   | —                           | 541                             | 18 434                      | 1 753            | —                           | 10 594            | 5 441            |
| Undistributed . . . . .             | —  | —   | —                           | —                               | —13 107                     | —                | —                           | 617               | 336 203          |

See footnotes at end of table.

**Table 1. Federal Government Grants and Other Payments to State and Local Governments, by Agency and for Selected Programs, by State and Outlying Area: Fiscal Year 2005—Con.**

[In thousand dollars. Detail may not add to total because of rounding. For meaning of abbreviations and symbols, see introductory text]

| State and outlying area         | Department of Housing and Urban Development—Con. |                |                  | Department of the Interior |                           |                           |                 |                       |
|---------------------------------|--|----------------|------------------|----------------------------|---------------------------|---------------------------|-----------------|-----------------------|
|                                 | Housing programs—Con.                            |                | Total            | Bureau of Indian Affairs   | Bureau of Land Management |                           |                 | Bureau of Reclamation |
|                                 | Home ownership assistance                        | Other          |                  |                            | Total                     | Payments in lieu of taxes | Shared revenues |                       |
| <b>United States, total ...</b> | <b>1 720 753</b>                                 | <b>139 782</b> | <b>4 283 550</b> | <b>464 590</b>             | <b>581 290</b>            | <b>226 410</b>            | <b>354 880</b>  | <b>112 891</b>        |
| Alabama .....                   | 27 783   | 1 332          | 34 901           | 1 229                      | 421                       | 421                       | —               | —                     |
| Alaska .....                    | 4 170  | 268            | 195 652          | 92 271                     | 47 415                    | 15 785                    | 31 630          | —                     |
| Arizona .....                   | 21 069   | 1 446          | 109 734          | 53 220                     | 19 510                    | 19 234                    | 276             | 20 083                |
| Arkansas .....                  | 11 341   | —              | 25 884           | —                          | 2 662                     | 2 662                     | —               | 5                     |
| California .....                | 214 292  | 10 887         | 126 046          | 34 183                     | 19 240                    | 19 002                    | 238             | 15 936                |
| Colorado .....                  | 19 298   | 515            | 141 614          | -2 409                     | 17 126                    | 16 840                    | 286             | 1 978                 |
| Connecticut .....               | 20 067   | 5 730          | 12 873           | 610                        | 29                        | 29                        | —               | —                     |
| Delaware .....                  | 4 048  | 157            | 5 805            | —                          | 11                        | 11                        | —               | —                     |
| District of Columbia.....       | 16 101   | 5 627          | 5 717            | —                          | 18                        | 18                        | —               | —                     |
| Florida.....                    | 61 650   | 69             | 30 580           | 3 316                      | 2 892                     | 2 892                     | —               | —                     |
| Georgia .....                   | 43 683   | 689            | 17 754           | —                          | 1 467                     | 1 467                     | —               | —                     |
| Hawaii .....                    | 3 688  | —              | 22 559           | —                          | 194                       | 194                       | —               | 11                    |
| Idaho .....                     | 3 712  | 141            | 36 796           | 7 296                      | 16 096                    | 15 871                    | 225             | 539                   |
| Illinois .....                  | 99 582   | 8 327          | 26 626           | —                          | 639                       | 639                       | —               | —                     |
| Indiana .....                   | 35 630   | 717            | 20 303           | —                          | 375                       | 375                       | —               | —                     |
| Iowa .....                      | 16 104   | 3 705          | 13 500           | 599                        | 262                       | 262                       | —               | —                     |
| Kansas .....                    | 15 674   | 1 568          | 18 159           | 1 852                      | 654                       | 654                       | —               | 813                   |
| Kentucky .....                  | 34 749   | 1 494          | 45 671           | —                          | 1 551                     | 1 551                     | —               | —                     |
| Louisiana .....                 | 30 037   | 1 694          | 45 994           | 1 896                      | 310                       | 310                       | —               | —                     |
| Maine .....                     | 8 665  | 1 682          | 14 980           | 6 538                      | 211                       | 211                       | —               | —                     |
| Maryland.....                   | 27 364   | 5 497          | 11 147           | —                          | 81                        | 81                        | —               | —                     |
| Massachusetts .....             | 47 811   | 5 978          | 13 182           | 1 629                      | 65                        | 65                        | —               | —                     |
| Michigan .....                  | 56 931   | 5 139          | 48 235           | 20 098                     | 2 576                     | 2 576                     | —               | —                     |
| Minnesota.....                  | 24 097   | 3 345          | 48 482           | 24 497                     | 1 551                     | 1 551                     | —               | 173                   |
| Mississippi .....               | 17 039   | 524            | 18 102           | 4 116                      | 888                       | 888                       | —               | —                     |
| Missouri .....                  | 25 590   | 4 365          | 20 051           | 503                        | 2 282                     | 2 282                     | —               | —                     |
| Montana .....                   | 7 855  | 79             | 109 751          | 21 832                     | 18 101                    | 17 188                    | 913             | 7 985                 |
| Nebraska .....                  | 10 092   | 772            | 17 377           | 5 485                      | 678                       | 677                       | 1               | 1 052                 |
| Nevada .....                    | 10 853   | —              | 245 295          | 3 950                      | 219 353                   | 13 733                    | 205 620         | 2 837                 |
| New Hampshire.....              | 6 649  | 436            | 8 357            | —                          | 1 019                     | 1 019                     | —               | —                     |
| New Jersey .....                | 48 324   | 1 832          | 10 181           | —                          | 76                        | 76                        | —               | —                     |
| New Mexico .....                | 8 173  | —              | 493 021          | 15 060                     | 23 265                    | 22 387                    | 878             | 525                   |
| New York .....                  | 169 964  | 11 351         | 19 356           | 5 086                      | 84                        | 84                        | —               | —                     |
| North Carolina .....            | 45 412   | 5 453          | 19 202           | 1 718                      | 2 467                     | 2 467                     | —               | —                     |
| North Dakota .....              | 3 728  | —              | 51 342           | 11 176                     | 959                       | 950                       | 9               | 14 859                |
| Ohio .....                      | 68 207   | 10 719         | 29 587           | —                          | 457                       | 457                       | —               | —                     |
| Oklahoma .....                  | 23 256   | 1 215          | 63 107           | 41 903                     | 1 613                     | 1 601                     | 12              | 673                   |
| Oregon .....                    | 23 036   | 1 467          | 154 267          | 14 607                     | 119 977                   | 6 428                     | 113 549         | 854                   |
| Pennsylvania.....               | 83 862   | 6 125          | 65 071           | —                          | 384                       | 384                       | —               | —                     |
| Rhode Island .....              | 9 721  | 3 340          | 5 721            | 637                        | —                         | —                         | —               | —                     |
| South Carolina.....             | 18 939   | 502            | 14 138           | —                          | 259                       | 259                       | —               | —                     |
| South Dakota.....               | 5 041  | —              | 65 526           | 15 798                     | 2 637                     | 2 567                     | 70              | 36 503                |
| Tennessee.....                  | 34 228   | 2 336          | 24 362           | 470                        | 1 432                     | 1 432                     | —               | —                     |
| Texas .....                     | 108 960  | 4 606          | 63 739           | 2 920                      | 2 596                     | 2 596                     | —               | 314                   |
| Utah .....                      | 6 228  | 830            | 125 574          | 1 381                      | 19 797                    | 19 622                    | 175             | 570                   |
| Vermont .....                   | 5 016  | 1 947          | 7 068            | —                          | 522                       | 522                       | —               | —                     |
| Virginia .....                  | 37 498   | 7 746          | 30 410           | 9                          | 2 368                     | 2 368                     | —               | —                     |
| Washington .....                | 31 236   | 591            | 104 237          | 59 972                     | 6 349                     | 6 322                     | 27              | 6 874                 |
| West Virginia .....             | 7 987  | 1 280          | 49 112           | —                          | 1 656                     | 1 656                     | —               | —                     |
| Wisconsin.....                  | 31 769   | 6 259          | 30 367           | 10 066                     | 880                       | 880                       | —               | —                     |
| Wyoming.....                    | 4 856  | —              | 933 124          | 1 076                      | 15 782                    | 14 811                    | 971             | 307                   |
| American Samoa.....             | 59   | —              | 31 732           | —                          | —                         | —                         | —               | —                     |
| Fed. States of Micronesia ..... | —  | —              | 90 886           | —                          | —                         | —                         | —               | —                     |
| Guam .....                      | 1 571  | —              | 79 894           | —                          | 2                         | 2                         | —               | —                     |
| Marshall Islands .....          | —  | —              | 57 412           | —                          | —                         | —                         | —               | —                     |
| Northern Marianas .....         | 815  | —              | 31 287           | —                          | —                         | —                         | —               | —                     |
| Palau .....                     | —  | —              | 32 429           | —                          | —                         | —                         | —               | —                     |
| Puerto Rico .....               | 16 132   | —              | 5 965            | —                          | 8                         | 8                         | —               | —                     |
| Virgin Islands .....            | 1 111  | —              | 92 777           | —                          | 43                        | 43                        | —               | —                     |
| Undistributed .....             | —  | —              | 11 529           | —                          | —                         | —                         | —               | —                     |

See footnotes at end of table.

**Table 1. Federal Government Grants and Other Payments to State and Local Governments, by Agency and for Selected Programs, by State and Outlying Area: Fiscal Year 2005—Con.**

[In thousand dollars. Detail may not add to total because of rounding. For meaning of abbreviations and symbols, see introductory text]

| State and outlying area         | Department of the Interior—Con. |                                       |                        |               |                             |                      |               |                       |                       |               |
|---------------------------------|---------------------------------|---------------------------------------|------------------------|---------------|-----------------------------|----------------------|---------------|-----------------------|-----------------------|---------------|
|                                 | Fish and Wildlife Service       |                                       |                        |               | Minerals Management Service |                      |               | National Park Service |                       |               |
|                                 | Total                           | Wildlife conservation and restoration | Sport fish restoration | Other         | Total                       | Minerals Leasing Act | Other         | Total                 | Historic preservation | Other         |
| <b>United States, total ...</b> | <b>644 692</b>                  | <b>364 024</b>                        | <b>266 922</b>         | <b>13 746</b> | <b>1 699 966</b>            | <b>1 619 730</b>     | <b>80 236</b> | <b>127 466</b>        | <b>41 777</b>         | <b>85 689</b> |
| Alabama .....                   | 9 831                           | 5 017                                 | 4 275                  | 539           | 15 586                      | 717                  | 14 869        | 3 014                 | 983                   | 2 031         |
| Alaska .....                    | 30 899                          | 15 910                                | 14 960                 | 29            | 22 970                      | 12 098               | 10 872        | 1 066                 | 911                   | 155           |
| Arizona .....                   | 13 712                          | 9 012                                 | 4 684                  | 16            | 38                          | 38                   | —             | 3 171                 | 648                   | 2 523         |
| Arkansas .....                  | 13 070                          | 7 040                                 | 5 812                  | 218           | 5 430                       | 2 462                | 2 968         | 2 484                 | 767                   | 1 717         |
| California .....                | 27 643                          | 14 589                                | 11 543                 | 1 511         | 23 405                      | 18 917               | 4 488         | 5 639                 | 1 500                 | 4 139         |
| Colorado .....                  | 11 509                          | 5 725                                 | 5 784                  | —             | 106 589                     | 106 589              | —             | 2 388                 | 623                   | 1 765         |
| Connecticut .....               | 7 934                           | 3 097                                 | 4 137                  | 700           | —                           | —                    | —             | 4 300                 | 624                   | 3 676         |
| Delaware .....                  | 4 531                           | 1 613                                 | 2 855                  | 63            | —                           | —                    | —             | 1 263                 | 409                   | 854           |
| District of Columbia .....      | 2 956                           | 1 967                                 | 989                    | —             | —                           | —                    | —             | 1 256                 | 824                   | 432           |
| Florida .....                   | 19 200                          | 9 002                                 | 8 067                  | 2 131         | 286                         | 286                  | —             | 4 886                 | 949                   | 3 937         |
| Georgia .....                   | 14 506                          | 9 214                                 | 5 243                  | 49            | —                           | —                    | —             | 1 751                 | 629                   | 1 122         |
| Hawaii .....                    | 8 098                           | 5 084                                 | 2 921                  | 93            | —                           | —                    | —             | 1 389                 | 368                   | 1 021         |
| Idaho .....                     | 10 171                          | 5 568                                 | 4 563                  | 40            | 1 664                       | 1 664                | —             | 1 030                 | 475                   | 555           |
| Illinois .....                  | 10 644                          | 5 817                                 | 4 766                  | 61            | —                           | —                    | —             | 4 930                 | 603                   | 4 327         |
| Indiana .....                   | 10 404                          | 5 899                                 | 4 430                  | 75            | —                           | —                    | —             | 2 050                 | 537                   | 1 513         |
| Iowa .....                      | 9 677                           | 4 876                                 | 4 793                  | 8             | —                           | —                    | —             | 1 794                 | 892                   | 902           |
| Kansas .....                    | 8 590                           | 4 666                                 | 3 924                  | —             | 1 960                       | 1 960                | —             | 1 823                 | 658                   | 1 165         |
| Kentucky .....                  | 11 738                          | 6 077                                 | 5 627                  | 34            | 25                          | —                    | 25            | 2 154                 | 575                   | 1 579         |
| Louisiana .....                 | 9 048                           | 5 175                                 | 3 699                  | 174           | 32 283                      | 1 229                | 31 054        | 2 211                 | 784                   | 1 427         |
| Maine .....                     | 6 824                           | 3 736                                 | 2 810                  | 278           | —                           | —                    | —             | 1 407                 | 560                   | 847           |
| Maryland .....                  | 7 082                           | 3 917                                 | 2 733                  | 432           | —                           | —                    | —             | 1 898                 | 634                   | 1 264         |
| Massachusetts .....             | 8 088                           | 5 726                                 | 2 114                  | 248           | —                           | —                    | —             | 3 400                 | 731                   | 2 669         |
| Michigan .....                  | 20 650                          | 11 430                                | 9 021                  | 199           | 488                         | 408                  | 80            | 4 423                 | 831                   | 3 592         |
| Minnesota .....                 | 20 413                          | 9 717                                 | 10 686                 | 10            | 10                          | 1                    | 9             | 1 838                 | 780                   | 1 058         |
| Mississippi .....               | 9 179                           | 5 371                                 | 3 698                  | 110           | 1 892                       | 68                   | 1 824         | 1 922                 | 861                   | 1 061         |
| Missouri .....                  | 13 437                          | 7 949                                 | 5 372                  | 116           | 553                         | —                    | 553           | 2 464                 | 861                   | 1 603         |
| Montana .....                   | 20 336                          | 12 419                                | 7 917                  | —             | 35 558                      | 35 558               | —             | 1 081                 | 596                   | 485           |
| Nebraska .....                  | 8 470                           | 5 547                                 | 2 923                  | —             | 21                          | 21                   | —             | 1 671                 | 848                   | 823           |
| Nevada .....                    | 10 152                          | 6 256                                 | 3 896                  | —             | 7 767                       | 7 767                | —             | 1 236                 | 617                   | 619           |
| New Hampshire .....             | 5 385                           | 2 618                                 | 2 693                  | 74            | —                           | —                    | —             | 1 953                 | 491                   | 1 462         |
| New Jersey .....                | 7 481                           | 4 270                                 | 2 740                  | 471           | —                           | —                    | —             | 2 624                 | 622                   | 2 002         |
| New Mexico .....                | 7 295                           | 4 480                                 | 2 815                  | —             | 444 198                     | 444 198              | —             | 856                   | 438                   | 418           |
| New York .....                  | 10 945                          | 6 504                                 | 3 909                  | 532           | —                           | —                    | —             | 3 241                 | 1 387                 | 1 854         |
| North Carolina .....            | 12 201                          | 7 205                                 | 4 870                  | 126           | —                           | —                    | —             | 2 816                 | 1 517                 | 1 299         |
| North Dakota .....              | 7 790                           | 4 771                                 | 3 019                  | —             | 13 266                      | 13 266               | —             | 1 399                 | 685                   | 714           |
| Ohio .....                      | 13 484                          | 7 211                                 | 5 726                  | 547           | 43                          | —                    | 43            | 3 859                 | 1 088                 | 2 771         |
| Oklahoma .....                  | 10 942                          | 5 773                                 | 5 129                  | 40            | 3 473                       | 3 450                | 23            | 1 628                 | 430                   | 1 198         |
| Oregon .....                    | 16 465                          | 7 568                                 | 7 306                  | 1 591         | 13                          | 13                   | —             | 2 351                 | 514                   | 1 837         |
| Pennsylvania .....              | 15 700                          | 8 901                                 | 6 599                  | 200           | —                           | —                    | —             | 4 002                 | 1 074                 | 2 928         |
| Rhode Island .....              | 4 339                           | 1 239                                 | 3 020                  | 80            | —                           | —                    | —             | 745                   | 484                   | 261           |
| South Carolina .....            | 11 269                          | 7 020                                 | 2 955                  | 1 294         | —                           | —                    | —             | 2 610                 | 519                   | 2 091         |
| South Dakota .....              | 8 362                           | 4 945                                 | 3 417                  | —             | 607                         | 607                  | —             | 1 619                 | 717                   | 902           |
| Tennessee .....                 | 19 249                          | 11 649                                | 7 222                  | 378           | —                           | —                    | —             | 1 202                 | 650                   | 552           |
| Texas .....                     | 31 315                          | 19 444                                | 11 679                 | 192           | 15 628                      | 2 418                | 13 210        | 8 213                 | 1 175                 | 7 038         |
| Utah .....                      | 11 183                          | 6 685                                 | 4 498                  | —             | 87 406                      | 87 405               | 1             | 2 017                 | 542                   | 1 475         |
| Vermont .....                   | 5 054                           | 1 805                                 | 3 246                  | 3             | —                           | —                    | —             | 1 492                 | 841                   | 651           |
| Virginia .....                  | 14 670                          | 9 693                                 | 4 582                  | 395           | 84                          | —                    | 84            | 3 968                 | 1 933                 | 2 035         |
| Washington .....                | 29 285                          | 23 300                                | 5 693                  | 292           | 268                         | 268                  | —             | 1 489                 | 479                   | 1 010         |
| West Virginia .....             | 7 002                           | 4 186                                 | 2 716                  | 100           | 133                         | —                    | 133           | 1 792                 | 913                   | 879           |
| Wisconsin .....                 | 17 670                          | 8 772                                 | 8 849                  | 49            | —                           | —                    | —             | 1 751                 | 999                   | 752           |
| Wyoming .....                   | 9 800                           | 4 953                                 | 4 847                  | —             | 878 319                     | 878 319              | —             | 1 081                 | 303                   | 778           |
| American Samoa .....            | 978                             | 374                                   | 604                    | —             | —                           | —                    | —             | 338                   | 338                   | —             |
| Fed. States of Micronesia ..... | —                               | —                                     | —                      | —             | —                           | —                    | —             | 361                   | 361                   | —             |
| Guam .....                      | 1 442                           | 829                                   | 613                    | —             | —                           | —                    | —             | 455                   | 455                   | —             |
| Marshall Islands .....          | —                               | —                                     | —                      | —             | —                           | —                    | —             | 416                   | 416                   | —             |
| Northern Marianas .....         | 1 367                           | 528                                   | 655                    | 184           | —                           | —                    | —             | —                     | —                     | —             |
| Palau .....                     | —                               | —                                     | —                      | —             | —                           | —                    | —             | 223                   | 223                   | —             |
| Puerto Rico .....               | 3 638                           | 1 317                                 | 2 321                  | —             | —                           | —                    | —             | 2 319                 | 448                   | 1 871         |
| Virgin Islands .....            | 1 589                           | 568                                   | 957                    | 64            | —                           | —                    | —             | 432                   | 382                   | 50            |
| Undistributed .....             | —                               | —                                     | —                      | —             | 3                           | 3                    | —             | 275                   | 275                   | —             |

See footnotes at end of table.

**Table 1. Federal Government Grants and Other Payments to State and Local Governments, by Agency and for Selected Programs, by State and Outlying Area: Fiscal Year 2005—Con.**

[In thousand dollars. Detail may not add to total because of rounding. For meaning of abbreviations and symbols, see introductory text]

| State and outlying area             | Department of the Interior—Con.                        |                            |               |                           | Department of Justice |                       |                            |
|-------------------------------------|--|----------------------------|---------------|---------------------------|-----------------------|-----------------------|----------------------------|
|                                     | Office of Surface Mining, Reclamation, and Enforcement |                            |               | Office of Insular Affairs | Total                 | Federal Prison System | Office of Asset Forfeiture |
|                                     | Total  | Abandoned mine reclamation | Other         |                           |                       |                       |                            |
| <b>United States, total . . .</b>   | <b>223 868</b>   | <b>167 731</b>             | <b>56 137</b> | <b>428 787</b>            | <b>4 191 240</b>      | <b>7 785</b>          | <b>261 411</b>             |
| Alabama . . . . .                   | 4 820  | 3 856                      | 964           | —                         | 50 141                | 25                    | 2 600                      |
| Alaska . . . . .                    | 1 031  | 866                        | 165           | —                         | 135 621               | —                     | 657                        |
| Arizona . . . . .                   | —  | —                          | —             | —                         | 40 758                | 301                   | 3 199                      |
| Arkansas . . . . .                  | 2 233  | 2 045                      | 188           | —                         | 14 494                | —                     | 474                        |
| California . . . . .                | —  | —                          | —             | —                         | 221 486               | 75                    | 28 922                     |
| Colorado . . . . .                  | 4 433  | 2 452                      | 1 981         | —                         | 230 375               | 116                   | 3 694                      |
| Connecticut . . . . .               | —  | —                          | —             | —                         | 68 358                | 360                   | 2 049                      |
| Delaware . . . . .                  | —  | —                          | —             | —                         | 5 318                 | —                     | —                          |
| District of Columbia . . . . .      | —  | —                          | —             | 1 487                     | 209 567               | 2 662                 | 1 005                      |
| Florida . . . . .                   | —  | —                          | —             | —                         | 146 508               | 576                   | 27 377                     |
| Georgia . . . . .                   | —  | —                          | —             | 30                        | 116 264               | —                     | 13 713                     |
| Hawaii . . . . .                    | —  | —                          | —             | 12 867                    | 16 882                | —                     | 1 702                      |
| Idaho . . . . .                     | —  | —                          | —             | —                         | 7 670                 | —                     | 481                        |
| Illinois . . . . .                  | 10 413   | 8 175                      | 2 238         | —                         | 58 858                | 194                   | 8 770                      |
| Indiana . . . . .                   | 7 474  | 5 517                      | 1 957         | —                         | 17 556                | —                     | 2 514                      |
| Iowa . . . . .                      | 1 168  | 1 045                      | 123           | —                         | 65 032                | —                     | 1 515                      |
| Kansas . . . . .                    | 2 467  | 2 353                      | 114           | —                         | 14 435                | —                     | 3 237                      |
| Kentucky . . . . .                  | 30 203   | 18 748                     | 11 455        | —                         | 59 572                | 139                   | 2 468                      |
| Louisiana . . . . .                 | 246  | 104                        | 142           | —                         | 25 931                | —                     | 656                        |
| Maine . . . . .                     | —  | —                          | —             | —                         | 14 586                | 170                   | 499                        |
| Maryland . . . . .                  | 2 086  | 1 620                      | 466           | —                         | 461 095               | 723                   | 10 223                     |
| Massachusetts . . . . .             | —  | —                          | —             | —                         | 50 674                | 902                   | 4 122                      |
| Michigan . . . . .                  | —  | —                          | —             | —                         | 166 827               | —                     | 13 130                     |
| Minnesota . . . . .                 | —  | —                          | —             | —                         | 32 894                | —                     | 1 501                      |
| Mississippi . . . . .               | 105  | —                          | 105           | —                         | 15 155                | —                     | 2 910                      |
| Missouri . . . . .                  | 812  | 720                        | 92            | —                         | 27 250                | 162                   | 5 676                      |
| Montana . . . . .                   | 4 858  | 3 769                      | 1 089         | —                         | 310 763               | —                     | 272                        |
| Nebraska . . . . .                  | —  | —                          | —             | —                         | 32 208                | 336                   | 2 207                      |
| Nevada . . . . .                    | —  | —                          | —             | —                         | 35 412                | —                     | 1 134                      |
| New Hampshire . . . . .             | —  | —                          | —             | —                         | 61 144                | —                     | 1 138                      |
| New Jersey . . . . .                | —  | —                          | —             | —                         | 47 149                | —                     | 4 277                      |
| New Mexico . . . . .                | 1 822  | 1 311                      | 511           | —                         | 45 230                | —                     | 3 320                      |
| New York . . . . .                  | —  | —                          | —             | —                         | 169 740               | 116                   | 35 370                     |
| North Carolina . . . . .            | —  | —                          | —             | —                         | 37 915                | —                     | 7 125                      |
| North Dakota . . . . .              | 1 893  | 1 394                      | 499           | —                         | 16 369                | —                     | 147                        |
| Ohio . . . . .                      | 11 744   | 9 754                      | 1 990         | —                         | 46 078                | 294                   | 7 444                      |
| Oklahoma . . . . .                  | 2 875  | 1 924                      | 951           | —                         | 24 836                | 355                   | 7 032                      |
| Oregon . . . . .                    | —  | —                          | —             | —                         | 23 556                | 55                    | 798                        |
| Pennsylvania . . . . .              | 44 985   | 33 584                     | 11 401        | —                         | 50 575                | —                     | 5 898                      |
| Rhode Island . . . . .              | —  | —                          | —             | —                         | 28 611                | —                     | 1 017                      |
| South Carolina . . . . .            | —  | —                          | —             | —                         | 26 205                | —                     | 2 898                      |
| South Dakota . . . . .              | —  | —                          | —             | —                         | 13 350                | —                     | 126                        |
| Tennessee . . . . .                 | 2 009  | 2 009                      | —             | —                         | 97 226                | —                     | 5 493                      |
| Texas . . . . .                     | 2 753  | 1 503                      | 1 250         | —                         | 149 833               | —                     | 18 497                     |
| Utah . . . . .                      | 3 220  | 1 473                      | 1 747         | —                         | 8 282                 | —                     | 195                        |
| Vermont . . . . .                   | —  | —                          | —             | —                         | 10 464                | —                     | 1 348                      |
| Virginia . . . . .                  | 9 311  | 5 992                      | 3 319         | —                         | 114 855               | —                     | 3 004                      |
| Washington . . . . .                | —  | —                          | —             | —                         | 45 955                | 103                   | 2 814                      |
| West Virginia . . . . .             | 38 529   | 28 088                     | 10 441        | —                         | 8 030                 | —                     | 607                        |
| Wisconsin . . . . .                 | —  | —                          | —             | —                         | 28 144                | —                     | 3 876                      |
| Wyoming . . . . .                   | 26 759   | 24 468                     | 2 291         | —                         | 379 076               | —                     | 109                        |
| American Samoa . . . . .            | —  | —                          | —             | 30 416                    | 468                   | —                     | —                          |
| Fed. States of Micronesia . . . . . | —  | —                          | —             | 90 525                    | —                     | —                     | —                          |
| Guam . . . . .                      | —  | —                          | —             | 77 995                    | 69 928                | —                     | 323                        |
| Marshall Islands . . . . .          | —  | —                          | —             | 56 996                    | —                     | —                     | —                          |
| Northern Marianas . . . . .         | —  | —                          | —             | 29 920                    | 250                   | —                     | —                          |
| Palau . . . . .                     | —  | —                          | —             | 32 206                    | —                     | —                     | —                          |
| Puerto Rico . . . . .               | —  | —                          | —             | —                         | 6 805                 | —                     | 1 831                      |
| Virgin Islands . . . . .            | —  | —                          | —             | 90 713                    | 29 352                | —                     | 14                         |
| Undistributed . . . . .             | 5 619  | 4 961                      | 658           | 5 632                     | 124                   | 121                   | 3                          |

See footnotes at end of table.



**Table 1. Federal Government Grants and Other Payments to State and Local Governments, by Agency and for Selected Programs, by State and Outlying Area: Fiscal Year 2005—Con.**

[In thousand dollars. Detail may not add to total because of rounding. For meaning of abbreviations and symbols, see introductory text]

| State and outlying area             | Department of Justice—Con. |                                    |                        |  |                           |                            |                    |  |                             |                                     |               |               |                          |                    |
|-------------------------------------|----------------------------|------------------------------------|------------------------|--|---------------------------|----------------------------|--------------------|--|-----------------------------|-------------------------------------|---------------|---------------|--------------------------|--------------------|
|                                     | Office of Justice Programs |                                    |                        |  |                           |                            |                    |  |                             |                                     |               |               |                          |                    |
|                                     | Total                      | Corrections, probation, and parole | Crime victims programs | Education, research, and statistics programs | Juvenile justice programs | Law Enforcement Assistance |                    |  |                             |                                     |               |               | Substance abuse programs | Other <sup>2</sup> |
|                                     |                            |                                    |                        |  |                           | Total                      | Bullet-proof vests | Community oriented policing program (COPS) | Law enforcement block grant | Violence against women and children | Weed and seed | Other         |                          |                    |
| <b>United States, total . . .</b>   | <b>3 922 044</b>           | <b>342 333</b>                     | <b>619 375</b>         | <b>163 903</b>                               | <b>331 708</b>            | <b>2 464 724</b>           | <b>21 876</b>      | <b>202 984</b>                             | <b>95 484</b>               | <b>318 155</b>                      | <b>24 120</b> | <b>59 078</b> | <b>1 615 793</b>         | <b>127 234</b>     |
| Alabama . . . . .                   | 47 516                     | —                                  | 642                    | 2 514  | 1 172                     | 43 188                     | 152                | 4 444                                      | —                           | 1 823                               | 276           | 8 317         | 25 624                   | 2 552              |
| Alaska . . . . .                    | 134 964                    | 103 674                            | 478                    | 218  | 10 537                    | 20 057                     | 39                 | 9 046                                      | —                           | 3 569                               | 163           | 496           | 2 106                    | 4 638              |
| Arizona . . . . .                   | 37 258                     | 23                                 | 601                    | 8 499  | 2 043                     | 26 093                     | 402                | 10 570                                     | -9                          | 5 177                               | 590           | 562           | 3 523                    | 5 278              |
| Arkansas . . . . .                  | 14 020                     | 1                                  | 149                    | 2 817  | 1 043                     | 10 011                     | 170                | 1 204                                      | 161                         | 1 577                               | 446           | 191           | 6 171                    | 91                 |
| California . . . . .                | 192 489                    | —                                  | 24 538                 | 42 013                                       | 11 734                    | 114 205                    | 2 278              | 13 621                                     | —                           | 67 624                              | 2 208         | 7 377         | 18 059                   | 3 038              |
| Colorado . . . . .                  | 226 565                    | —                                  | 238                    | 5 573  | 1 461                     | 219 293                    | 502                | 724  | —                           | 4 958                               | 271           | 242           | 210 594                  | 2 002              |
| Connecticut . . . . .               | 65 949                     | —                                  | 596                    | 133  | 1 653                     | 63 567                     | 339                | 7 398                                      | —                           | 1 524                               | 3             | 7 501         | 46 626                   | 176                |
| Delaware . . . . .                  | 5 318                      | —                                  | 249                    | 245  | 585                       | 4 239                      | 867                | 501  | —                           | 1 147                               | 442           | 75            | 1 207                    | —                  |
| District of Columbia . . . . .      | 205 900                    | 33 179                             | 1 125                  | 7 050  | 22 090                    | 142 456                    | 162                | -489                                       | 2 383                       | 21 127                              | 719           | 1 485         | 110 077                  | 6 992              |
| Florida . . . . .                   | 118 555                    | 22 910                             | 20 373                 | 21 880                                       | 10 982                    | 42 410                     | 1 048              | 2 006                                      | 5 318                       | 12 262                              | 646           | 426           | 11 846                   | 8 858              |
| Georgia . . . . .                   | 102 551                    | —                                  | 650                    | 846  | 9 614                     | 91 442                     | 558                | 7 767                                      | 69 058                      | 4 245                               | 1 558         | 256           | 8 000                    | —                  |
| Hawaii . . . . .                    | 15 180                     | —                                  | 128                    | 4 172  | 996                       | 9 885                      | 21                 | 5 874                                      | —                           | 1 962                               | 846           | 230           | 952                      | —                  |
| Idaho . . . . .                     | 7 189                      | 454                                | 609                    | 304  | 439                       | 5 383                      | 146                | 3 022                                      | -2                          | 1 677                               | —             | 168           | 372                      | —                  |
| Illinois . . . . .                  | 49 894                     | —                                  | 9 387                  | 966  | 7 686                     | 31 855                     | 564                | 3 010                                      | 5 691                       | 12 212                              | 912           | 1 032         | 4 798                    | 3 636              |
| Indiana . . . . .                   | 15 042                     | —                                  | 1 197                  | 349  | 865                       | 12 631                     | 408                | 1 595                                      | —                           | 967                                 | 770           | 229           | 6 609                    | 2 053              |
| Iowa . . . . .                      | 63 517                     | 44 782                             | 2 748                  | 84   | 671                       | 15 232                     | 208                | 9 652                                      | —                           | 1 949                               | 19            | 96            | 3 245                    | 63                 |
| Kansas . . . . .                    | 11 198                     | —                                  | 1 416                  | 2 653  | 2 851                     | 4 278                      | 230                | 2 004                                      | —                           | 1 712                               | 246           | —             | 86                       | —                  |
| Kentucky . . . . .                  | 56 965                     | 2 874                              | —                      | 2 811  | 2 959                     | 48 220                     | 83                 | 1 736                                      | —                           | 4 129                               | 318           | 455           | 41 127                   | 473                |
| Louisiana . . . . .                 | 25 275                     | —                                  | 292                    | 3 243  | 2 156                     | 19 584                     | 450                | 6 615                                      | —                           | 3 262                               | 1 009         | 479           | 2 369                    | 5 400              |
| Maine . . . . .                     | 13 917                     | —                                  | 366                    | 165  | 630                       | 12 576                     | 90                 | 332  | —                           | 9 929                               | —             | 612           | 1 337                    | 456                |
| Maryland . . . . .                  | 450 149                    | 395                                | 7 800                  | 695  | 8 206                     | 433 053                    | 439                | 2 294                                      | —                           | 6 249                               | -130          | 43            | 423 377                  | 781                |
| Massachusetts . . . . .             | 45 650                     | 2                                  | 23 355                 | 2 997  | 5 509                     | 13 786                     | 530                | -184                                       | —                           | 9 911                               | 59            | 2 540         | 5 965                    | 966                |
| Michigan . . . . .                  | 153 697                    | 49 979                             | 962                    | 750  | 32 175                    | 69 831                     | 481                | 5 607                                      | -82                         | 5 159                               | 779           | 641           | 50 694                   | 6 552              |
| Minnesota . . . . .                 | 31 393                     | —                                  | 786                    | 131  | 1 503                     | 28 973                     | 292                | 9 195                                      | —                           | 14 148                              | 54            | 1 639         | 2 917                    | 728                |
| Mississippi . . . . .               | 12 245                     | 2 555                              | 1 217                  | 636  | -1 681                    | 9 518                      | 143                | 1 457                                      | 42                          | 2 176                               | 247           | —             | 4 707                    | 746                |
| Missouri . . . . .                  | 21 412                     | —                                  | 343                    | 1 443  | 1 075                     | 18 551                     | 333                | -294                                       | -5                          | 2 386                               | 46            | 964           | 11 055                   | 4 066              |
| Montana . . . . .                   | 310 491                    | 14 768                             | 282 251                | 451  | 2 863                     | 10 158                     | 39                 | 3 518                                      | —                           | 2 059                               | —             | 207           | 1 748                    | 2 587              |
| Nebraska . . . . .                  | 29 665                     | 18                                 | 6                      | 113  | 863                       | 28 665                     | 65                 | -498                                       | —                           | 5 837                               | 899           | 120           | 22 177                   | 65                 |
| Nevada . . . . .                    | 34 278                     | —                                  | 2 203                  | 7 331  | 7 050                     | 17 694                     | 118                | 2 696                                      | —                           | 2 649                               | 470           | 1 853         | 1 551                    | 8 357              |
| New Hampshire . . . . .             | 60 006                     | —                                  | 10 999                 | 56   | 25 529                    | 23 422                     | 82                 | 9 805                                      | —                           | 2 526                               | 518           | 422           | 9 014                    | 1 055              |
| New Jersey . . . . .                | 42 872                     | 21 422                             | 1 347                  | 1 113  | 1 820                     | 17 170                     | 1 602              | 6 958                                      | —                           | 6 314                               | 164           | 137           | 1 178                    | 817                |
| New Mexico . . . . .                | 41 910                     | —                                  | 1 065                  | 515  | 6 822                     | 33 508                     | 142                | 2 550                                      | —                           | 4 243                               | 133           | 1 177         | 19 993                   | 5 270              |
| New York . . . . .                  | 134 254                    | 1 682                              | 54 238                 | 3 848  | 21 183                    | 53 303                     | 1 694              | 1 670                                      | 43                          | 9 248                               | 1 715         | 4 755         | 26 624                   | 7 554              |
| North Carolina . . . . .            | 30 790                     | 17                                 | 4 764                  | 409  | 9 830                     | 15 770                     | 679                | 5 704                                      | -58                         | 4 619                               | 549           | 1 467         | 694                      | 2 116              |
| North Dakota . . . . .              | 16 222                     | —                                  | 368                    | 2 821  | 1 116                     | 11 917                     | 89                 | 8 514                                      | —                           | 1 356                               | —             | 310           | 68                       | 1 580              |
| Ohio . . . . .                      | 38 340                     | —                                  | 140                    | 366  | 1 934                     | 35 899                     | 705                | 3 393                                      | 68                          | 5 454                               | 2 231         | 1 041         | 20 246                   | 2 761              |
| Oklahoma . . . . .                  | 17 449                     | —                                  | 6 840                  | 293  | 911                       | 9 405                      | 555                | 1 333                                      | —                           | 3 557                               | —             | 691           | 2 850                    | 419                |
| Oregon . . . . .                    | 22 703                     | —                                  | 1 067                  | 136  | 2 650                     | 18 850                     | 285                | 4 498                                      | —                           | 5 676                               | 1 531         | 682           | 4 953                    | 1 224              |
| Pennsylvania . . . . .              | 44 677                     | —                                  | 6 551                  | 4 468  | 7 934                     | 25 724                     | 923                | -1 518                                     | 2 147                       | 12 570                              | 296           | 2 292         | 4 654                    | 4 360              |
| Rhode Island . . . . .              | 27 594                     | —                                  | 1 247                  | 699  | 10 096                    | 15 552                     | 168                | 5 517                                      | —                           | 2 969                               | —             | 230           | 6 566                    | 102                |
| South Carolina . . . . .            | 23 307                     | —                                  | 1 563                  | 8 323  | 1 331                     | 12 090                     | 248                | 4 444                                      | —                           | 3 571                               | 498           | 148           | 1 951                    | 1 231              |
| South Dakota . . . . .              | 13 224                     | —                                  | 4 124                  | 1 168  | 754                       | 7 177                      | 62                 | 3 109                                      | —                           | 2 420                               | 131           | 355           | 505                      | 595                |
| Tennessee . . . . .                 | 91 733                     | 193                                | 60 868                 | 2 978  | 7 996                     | 19 698                     | 486                | 5 935                                      | —                           | 1 904                               | 1 067         | 163           | 8 832                    | 1 311              |
| Texas . . . . .                     | 131 336                    | 37 117                             | 36 014                 | 6 836  | 9 085                     | 42 284                     | 1 132              | 8 766                                      | 5 415                       | 3 477                               | 609           | 216           | 8 023                    | 14 646             |
| Utah . . . . .                      | 8 087                      | —                                  | 437                    | 248  | 2 513                     | 4 889                      | 163                | 1 357                                      | —                           | 1 862                               | 195           | 455           | 320                      | 536                |
| Vermont . . . . .                   | 9 116                      | —                                  | 2 388                  | 12   | 651                       | 6 065                      | 89                 | 1 488                                      | —                           | 2 012                               | —             | 1 372         | 220                      | 884                |
| Virginia . . . . .                  | 111 851                    | 12                                 | 3 278                  | 3 846  | 28 394                    | 76 320                     | 494                | 9 824                                      | 5 288                       | 8 443                               | 29            | 2 984         | 43 019                   | 6 239              |
| Washington . . . . .                | 43 038                     | 2 193                              | 6 823                  | 1 046  | 2 734                     | 30 242                     | 428                | 5 008                                      | —                           | 19 711                              | 33            | 1 346         | 2 585                    | 1 131              |
| West Virginia . . . . .             | 7 423                      | —                                  | 60                     | 2 760  | 463                       | 4 140                      | 54                 | -699                                       | —                           | 1 361                               | 369           | 3             | 1 701                    | 1 351              |
| Wisconsin . . . . .                 | 24 268                     | —                                  | 2 759                  | 179  | 3 480                     | 17 851                     | 447                | 623  | —                           | 3 223                               | 186           | 285           | 13 069                   | 17                 |
| Wyoming . . . . .                   | 378 967                    | 4 083                              | 404                    | 14   | 32 409                    | 342 057                    | 50                 | 463  | —                           | 577                                 | —             | 120           | 339 586                  | 1 261              |
| American Samoa . . . . .            | 468                        | —                                  | —                      | —  | 85                        | 383                        | —                  | —  | 28                          | 314                                 | —             | —             | 41                       | —                  |
| Fed. States of Micronesia . . . . . | —                          | —                                  | —                      | —  | —                         | —                          | —                  | —  | —                           | —                                   | —             | —             | —                        | —                  |
| Guam . . . . .                      | 69 605                     | —                                  | 751                    | —  | 1 397                     | 67 456                     | —                  | 1 467                                      | -2                          | 328                                 | —             | 21            | 65 642                   | —                  |
| Marshall Islands . . . . .          | —                          | —                                  | —                      | —  | —                         | —                          | —                  | —  | —                           | —                                   | —             | —             | —                        | —                  |
| Northern Marianas . . . . .         | 250                        | —                                  | —                      | —  | -3                        | 253                        | —                  | —  | —                           | 253                                 | —             | —             | —                        | —                  |
| Palau . . . . .                     | —                          | —                                  | —                      | —  | —                         | —                          | —                  | —  | —                           | —                                   | —             | —             | —                        | —                  |
| Puerto Rico . . . . .               | 4 974                      | —                                  | —                      | 47   | -104                      | 5 032                      | 104                | -1 645                                     | —                           | 1 643                               | —             | 170           | 4 540                    | 220                |
| Virgin Islands . . . . .            | 29 338                     | —                                  | 26 575                 | 640  | 967                       | 1 156                      | 42                 | -3   | —                           | 1 118                               | —             | —             | —                        | —                  |
| Undistributed . . . . .             | —                          | —                                  | —                      | —  | —                         | —                          | —                  | —  | —                           | —                                   | —             | —             | —                        | —                  |

See footnotes at end of table.

**Table 1. Federal Government Grants and Other Payments to State and Local Governments, by Agency and for Selected Programs, by State and Outlying Area: Fiscal Year 2005—Con.**

[In thousand dollars. Detail may not add to total because of rounding. For meaning of abbreviations and symbols, see introductory text]

| State and outlying area             | Department of Labor |                            |  |   |                      |                  |                                       |   |  |  |                                       |
|-------------------------------------|---------------------|----------------------------|--|---|----------------------|------------------|---------------------------------------|---|--|--|---------------------------------------|
|                                     | Total               | Bureau of Labor Statistics | Employment and Training Administration |   |                      |                  | Mine Safety Health and Administration | Occupational Health and Safety Administration | Veterans Employment and Training Administration* | National Foundation on the Arts and the Humanities | Neighborhood Reinvestment Corporation |
|                                     |                     |                            | Total                                  | State Unemployment Insurance and Employment Service | Workforce Investment | Other            |                                       |   |  |  |                                       |
| <b>United States, total . . . .</b> | <b>8 379 189</b>    | <b>91 520</b>              | <b>7 997 931</b>                       | <b>3 468 076</b>                                    | <b>3 350 022</b>     | <b>1 179 833</b> | <b>9 162</b>                          | <b>95 042</b>                                 | <b>185 534</b>                                   | <b>305 217</b>                                     | <b>75 589</b>                         |
| Alabama . . . . .                   | 124 758             | 1 436                      | 120 671                                | 42 487  | 60 456               | 17 728           | 224                                   | -16   | 2 443  | 3 913  | 197                                   |
| Alaska . . . . .                    | 53 438              | 941                        | 50 519                                 | 31 451  | 14 902               | 4 166            | 67                                    | 1 350   | 561  | 3 535  | 548                                   |
| Arizona . . . . .                   | 124 839             | 1 226                      | 117 469                                | 45 594  | 54 044               | 17 831           | 279                                   | 2 282   | 3 582  | 6 124  | 964                                   |
| Arkansas . . . . .                  | 72 417              | 1 050                      | 69 675                                 | 28 288  | 27 133               | 14 254           | 95                                    | -   | 1 597  | 2 304  | 432                                   |
| California . . . . .                | 1 035 106           | 8 704                      | 978 378                                | 460 051   | 470 934              | 47 393           | 326                                   | 23 502  | 24 196   | 26 279   | 15 319                                |
| Colorado . . . . .                  | 104 620             | 1 587                      | 99 531                                 | 53 671  | 37 747               | 8 113            | 263                                   | -   | 3 239  | 4 529  | 2 412                                 |
| Connecticut . . . . .               | 104 555             | 1 952                      | 99 892                                 | 66 913  | 23 775               | 9 204            | 48                                    | 558   | 2 105  | 4 551  | 1 281                                 |
| Delaware . . . . .                  | 25 074              | 749                        | 23 640                                 | 12 517  | 6 967                | 4 156            | -                                     | -   | 685  | 1 725  | 658                                   |
| District of Columbia . . . . .      | 154 883             | 788                        | 152 747                                | 132 447   | 11 238               | 9 062            | -                                     | 222   | 1 126  | 4 039  | 1 014                                 |
| Florida . . . . .                   | 325 503             | 3 416                      | 310 415                                | 115 026   | 163 480              | 31 909           | 140                                   | 2 079   | 9 453  | 12 953   | 2 104                                 |
| Georgia . . . . .                   | 171 542             | 1 882                      | 165 189                                | 79 491  | 63 412               | 22 286           | 186                                   | 505   | 3 779  | 6 973  | 2 489                                 |
| Hawaii . . . . .                    | 42 818              | 754                        | 39 469                                 | 17 037  | 11 873               | 10 559           | -                                     | 1 298   | 1 297  | 3 322  | 306                                   |
| Idaho . . . . .                     | 48 282              | 734                        | 46 442                                 | 23 497  | 12 664               | 10 281           | 98                                    | -   | 1 008  | 2 546  | 412                                   |
| Illinois . . . . .                  | 371 379             | 2 763                      | 361 053                                | 157 547   | 153 643              | 49 863           | 140                                   | -   | 7 423  | 14 400   | 1 169                                 |
| Indiana . . . . .                   | 152 333             | 1 548                      | 143 660                                | 52 053  | 47 317               | 44 290           | 312                                   | 2 061   | 4 753  | 4 664  | 1 107                                 |
| Iowa . . . . .                      | 67 186              | 2 223                      | 61 584                                 | 32 412  | 15 633               | 13 539           | 66                                    | 1 631   | 1 682  | 5 161  | 375                                   |
| Kansas . . . . .                    | 52 245              | 1 208                      | 49 397                                 | 23 936  | 17 311               | 8 150            | 76                                    | -   | 1 564  | 3 058  | 712                                   |
| Kentucky . . . . .                  | 126 778             | 1 198                      | 119 150                                | 37 866  | 46 837               | 34 447           | 196                                   | 3 274   | 2 960  | 3 392  | 488                                   |
| Louisiana . . . . .                 | 128 908             | 1 465                      | 124 622                                | 33 415  | 76 528               | 14 679           | 109                                   | -   | 2 712  | 4 616  | 299                                   |
| Maine . . . . .                     | 52 832              | 1 277                      | 50 729                                 | 18 606  | 14 842               | 17 281           | 50                                    | -   | 776  | 2 401  | 168                                   |
| Maryland . . . . .                  | 139 992             | 1 483                      | 130 824                                | 73 220  | 34 481               | 23 123           | 45                                    | 3 296   | 4 344  | 4 864  | 1 205                                 |
| Massachusetts . . . . .             | 180 280             | 2 541                      | 172 843                                | 79 545  | 71 686               | 21 612           | 76                                    | -   | 4 820  | 8 727  | 4 332                                 |
| Michigan . . . . .                  | 353 236             | 3 194                      | 334 262                                | 144 103   | 125 659              | 64 500           | 230                                   | 9 591   | 5 959  | 8 891  | 390                                   |
| Minnesota . . . . .                 | 122 768             | 1 965                      | 112 295                                | 60 373  | 28 459               | 23 463           | 231                                   | 4 393   | 3 884  | 4 892  | 1 570                                 |
| Mississippi . . . . .               | 89 995              | 769                        | 87 331                                 | 36 453  | 41 103               | 9 775            | 39                                    | -   | 1 856  | 2 561  | 321                                   |
| Missouri . . . . .                  | 145 406             | 1 407                      | 140 929                                | 59 751  | 64 170               | 17 008           | 192                                   | -   | 2 878  | 6 662  | 558                                   |
| Montana . . . . .                   | 31 284              | 829                        | 29 595                                 | 14 537  | 9 884                | 5 174            | 114                                   | -   | 746  | 2 248  | 474                                   |
| Nebraska . . . . .                  | 36 364              | 869                        | 34 050                                 | 20 770  | 9 087                | 4 193            | 62                                    | -   | 1 383  | 3 364  | 198                                   |
| Nevada . . . . .                    | 58 664              | 954                        | 54 153                                 | 30 096  | 20 088               | 3 969            | 233                                   | 1 689   | 1 636  | 2 536  | 319                                   |
| New Hampshire . . . . .             | 27 427              | 862                        | 25 815                                 | 15 348  | 8 495                | 1 972            | 5                                     | -   | 745  | 2 160  | 1 326                                 |
| New Jersey . . . . .                | 243 003             | 2 898                      | 234 015                                | 126 206   | 87 295               | 20 514           | 61                                    | 2 078   | 3 951  | 7 031  | 601                                   |
| New Mexico . . . . .                | 49 258              | 884                        | 45 873                                 | 19 724  | 22 691               | 3 458            | 172                                   | 1 263   | 1 066  | 1 987  | 556                                   |
| New York . . . . .                  | 536 358             | 5 195                      | 517 682                                | 217 521   | 255 616              | 44 545           | 270                                   | 3 158   | 10 053   | 21 253   | 8 407                                 |
| North Carolina . . . . .            | 288 090             | 2 380                      | 274 894                                | 70 688  | 120 291              | 83 915           | 129                                   | 5 606   | 5 081  | 7 971  | 1 390                                 |
| North Dakota . . . . .              | 23 937              | 664                        | 22 584                                 | 13 229  | 5 350                | 4 005            | 63                                    | 96  | 530  | 1 692  | 305                                   |
| Ohio . . . . .                      | 331 059             | 2 872                      | 320 424                                | 141 327   | 139 236              | 39 861           | 303                                   | -   | 7 460  | 10 231   | 4 261                                 |
| Oklahoma . . . . .                  | 76 424              | 1 224                      | 72 287                                 | 31 209  | 26 734               | 14 344           | 135                                   | -   | 2 778  | 6 081  | 871                                   |
| Oregon . . . . .                    | 146 186             | 1 577                      | 135 673                                | 56 423  | 60 961               | 18 289           | 117                                   | 5 122   | 3 697  | 3 772  | 1 238                                 |
| Pennsylvania . . . . .              | 396 079             | 2 941                      | 385 100                                | 174 630   | 129 540              | 80 930           | 1 227                                 | -   | 6 811  | 13 491   | 1 110                                 |
| Rhode Island . . . . .              | 35 351              | 804                        | 34 048                                 | 17 827  | 9 768                | 6 453            | -                                     | -   | 499  | 2 190  | 957                                   |
| South Carolina . . . . .            | 117 309             | 1 275                      | 111 282                                | 41 418  | 44 270               | 25 594           | 63                                    | 1 117   | 3 572  | 3 652  | 2                                     |
| South Dakota . . . . .              | 27 959              | 667                        | 26 596                                 | 12 773  | 8 079                | 5 744            | 84                                    | -   | 612  | 1 779  | 257                                   |
| Tennessee . . . . .                 | 134 583             | 1 448                      | 125 731                                | 47 748  | 53 883               | 24 100           | 139                                   | 3 266   | 3 998  | 9 174  | 1 152                                 |
| Texas . . . . .                     | 511 422             | 3 919                      | 493 990                                | 160 354   | 270 820              | 62 816           | 450                                   | 448   | 12 616   | 15 468   | 3 614                                 |
| Utah . . . . .                      | 73 001              | 1 717                      | 68 909                                 | 40 352  | 19 834               | 8 723            | 115                                   | 1 198   | 1 062  | 2 736  | 353                                   |
| Vermont . . . . .                   | 18 793              | 534                        | 17 027                                 | 8 718   | 5 256                | 3 053            | 159                                   | 665   | 408  | 1 907  | 2 072                                 |
| Virginia . . . . .                  | 174 349             | 2 019                      | 164 984                                | 65 148  | 41 212               | 58 624           | 443                                   | 2 926   | 3 977  | 7 043  | 1 834                                 |
| Washington . . . . .                | 236 000             | 1 934                      | 221 233                                | 82 617  | 92 587               | 46 029           | 141                                   | 7 037   | 5 655  | 5 899  | 929                                   |
| West Virginia . . . . .             | 66 199              | 1 017                      | 62 989                                 | 20 841  | 29 314               | 12 834           | 863                                   | -   | 1 330  | 2 319  | 543                                   |
| Wisconsin . . . . .                 | 180 415             | 1 841                      | 174 686                                | 79 140  | 52 034               | 43 512           | 216                                   | -   | 3 672  | 5 633  | 1 000                                 |
| Wyoming . . . . .                   | 20 646              | 811                        | 18 221                                 | 11 918  | 5 332                | 971              | 64                                    | 532   | 1 018  | 1 255  | 252                                   |
| American Samoa . . . . .            | 1 340               | -                          | 1 340                                  | -   | 357                  | 983              | -                                     | -   | -  | 309  | -                                     |
| Fed. States of Micronesia . . . . . | 2 117               | -                          | 2 117                                  | -   | 2 117                | -                | -                                     | -   | -  | 6  | -                                     |
| Guam . . . . .                      | 4 708               | 76                         | 4 632                                  | 502   | 2 899                | 1 231            | -                                     | -   | -  | 362  | -                                     |
| Marshall Islands . . . . .          | 607                 | -                          | 607                                    | -   | 607                  | -                | -                                     | -   | -  | 6  | -                                     |
| Northern Marianas . . . . .         | 3 929               | -                          | 3 929                                  | -   | 2 837                | 1 092            | -                                     | -   | -  | 427  | -                                     |
| Palau . . . . .                     | 218                 | -                          | 218                                    | -   | 218                  | -                | -                                     | -   | -  | 4  | -                                     |
| Puerto Rico . . . . .               | 146 268             | 748                        | 142 468                                | 25 691  | 114 654              | 2 123            | -                                     | 2 613   | 439  | 2 760  | 430                                   |
| Virgin Islands . . . . .            | 8 625               | 301                        | 8 066                                  | 3 571   | 2 382                | 2 113            | -                                     | 201   | 57   | 1 349  | -                                     |
| Undistributed . . . . .             | 46                  | -                          | -                                      | -   | -                    | -                | 46                                    | -   | -  | -  | 308                                   |

See footnotes at end of table.

**Table 1. Federal Government Grants and Other Payments to State and Local Governments, by Agency and for Selected Programs, by State and Outlying Area: Fiscal Year 2005—Con.**

[In thousand dollars. Detail may not add to total because of rounding. For meaning of abbreviations and symbols, see introductory text]

| State and outlying area         | Social Security Administration supplemental security income | State Justice Institute | Tennessee Valley Authority—payments in lieu of taxes | Department of Transportation |                                 |                                |                        |                    |                |
|---------------------------------|---|-------------------------|--|------------------------------|---------------------------------|--------------------------------|------------------------|--------------------|----------------|
|                                 |   |                         |  | Total                        | Federal Aviation Administration | Federal Highway Administration |                        |                    |                |
|                                 |   |                         |  |                              |                                 | Total                          | Demonstration projects | Highway Trust Fund | Other          |
| <b>United States, total ...</b> | <b>26 611</b>   | <b>2 070</b>            | <b>364 897</b>                                       | <b>42 064 291</b>            | <b>2 680 899</b>                | <b>30 505 084</b>              | <b>226 312</b>         | <b>29 849 459</b>  | <b>429 313</b> |
| Alabama .....                   | 502   | 2                       | 89 239   | 718 941                      | 43 988                          | 620 494                        | 3 804                  | 580 350            | 36 340         |
| Alaska .....                    | 173   | 29                      | —  | 627 800                      | 155 398                         | 417 502                        | 1 368                  | 395 390            | 20 744         |
| Arizona .....                   | 421   | 10                      | —  | 665 008                      | 62 933                          | 495 189                        | —                      | 492 290            | 2 899          |
| Arkansas .....                  | 168   | 1                       | —  | 480 009                      | 31 267                          | 420 902                        | 14 312                 | 406 590            | —              |
| California .....                | 5 122   | 58                      | —  | 3 821 320                    | 237 867                         | 2 096 998                      | 1 315                  | 2 089 170          | 6 513          |
| Colorado .....                  | 447   | 33                      | —  | 613 844                      | 45 720                          | 374 685                        | 979                    | 373 040            | 666            |
| Connecticut .....               | 164   | —                       | —  | 419 772                      | 7 378                           | 323 318                        | 6 540                  | 316 760            | 18             |
| Delaware .....                  | 141   | 8                       | —  | 124 337                      | 7 168                           | 102 894                        | —                      | 102 960            | -66            |
| District of Columbia .....      | 71  | 128                     | —  | 443 874                      | 4 177                           | 135 230                        | —                      | 135 230            | —              |
| Florida .....                   | 1 762   | 90                      | —  | 2 174 939                    | 133 766                         | 1 744 108                      | 21 835                 | 1 721 890          | 383            |
| Georgia .....                   | 895   | 11                      | 5 944  | 1 029 450                    | 94 558                          | 797 879                        | 76                     | 790 820            | 6 983          |
| Hawaii .....                    | 86  | —                       | —  | 216 109                      | 24 439                          | 156 981                        | 2 271                  | 154 710            | —              |
| Idaho .....                     | 94  | 30                      | —  | 275 344                      | 18 354                          | 244 598                        | —                      | 244 500            | 98             |
| Illinois .....                  | 1 417   | 51                      | 348  | 1 598 887                    | 112 467                         | 939 085                        | 23                     | 939 059            | 3              |
| Indiana .....                   | 127   | 3                       | —  | 744 786                      | 33 625                          | 630 837                        | 257                    | 630 580            | —              |
| Iowa .....                      | 329   | 29                      | —  | 397 449                      | 25 154                          | 329 694                        | 1 944                  | 327 750            | —              |
| Kansas .....                    | 437   | 3                       | —  | 376 426                      | 19 099                          | 333 974                        | 693                    | 332 790            | 491            |
| Kentucky .....                  | 857   | —                       | 29 552   | 589 558                      | 47 418                          | 497 371                        | 905                    | 487 280            | 9 186          |
| Louisiana .....                 | 447   | 1                       | —  | 627 905                      | 58 887                          | 478 593                        | 1                      | 478 030            | 562            |
| Maine .....                     | 281   | 23                      | —  | 208 533                      | 19 438                          | 177 409                        | 25                     | 175 680            | 1 704          |
| Maryland .....                  | 1 055   | 145                     | —  | 855 019                      | 28 698                          | 641 181                        | 20                     | 486 260            | 154 901        |
| Massachusetts .....             | 227   | 1                       | —  | 715 879                      | 20 607                          | 460 143                        | 232                    | 459 910            | 1              |
| Michigan .....                  | 882   | 297                     | —  | 1 168 568                    | 101 765                         | 950 214                        | 765                    | 948 190            | 1 259          |
| Minnesota .....                 | 463   | 4                       | —  | 626 745                      | 49 671                          | 467 706                        | 5 627                  | 452 180            | 9 899          |
| Mississippi .....               | 420   | 2                       | 19 657   | 463 294                      | 30 789                          | 412 673                        | 29 117                 | 378 680            | 4 876          |
| Missouri .....                  | 402   | 1                       | —  | 917 793                      | 86 109                          | 719 334                        | 4 272                  | 714 830            | 232            |
| Montana .....                   | 128   | 15                      | —  | 311 478                      | 20 585                          | 275 121                        | 497                    | 272 300            | 2 324          |
| Nebraska .....                  | —   | 5                       | —  | 292 464                      | 21 143                          | 255 080                        | 1 682                  | 253 050            | 348            |
| Nevada .....                    | 43  | 25                      | —  | 283 854                      | 41 461                          | 199 885                        | 1 331                  | 198 710            | -156           |
| New Hampshire .....             | —   | 15                      | —  | 174 345                      | 16 426                          | 148 374                        | 1 914                  | 146 460            | —              |
| New Jersey .....                | 114   | 10                      | —  | 1 378 414                    | 39 845                          | 697 561                        | 19 521                 | 678 040            | —              |
| New Mexico .....                | 151   | 2                       | —  | 308 120                      | 14 592                          | 245 547                        | 1 114                  | 240 200            | 4 233          |
| New York .....                  | 1 224   | 270                     | —  | 2 997 780                    | 87 764                          | 1 610 611                      | 1 201                  | 1 600 960          | 8 450          |
| North Carolina .....            | 282   | 17                      | 1 819  | 1 134 604                    | 75 813                          | 938 591                        | 2 777                  | 934 880            | 934            |
| North Dakota .....              | 70  | —                       | —  | 269 148                      | 17 038                          | 237 845                        | 3 937                  | 233 300            | 608            |
| Ohio .....                      | 1 721   | 9                       | —  | 1 377 377                    | 74 415                          | 1 102 610                      | 2 551                  | 1 099 860          | 199            |
| Oklahoma .....                  | 203   | 2                       | —  | 553 623                      | 31 708                          | 483 391                        | 1 776                  | 431 560            | 50 055         |
| Oregon .....                    | 172   | 2                       | —  | 553 547                      | 39 379                          | 394 499                        | 1 816                  | 386 510            | 6 173          |
| Pennsylvania .....              | 1 168   | 10                      | —  | 1 836 131                    | 93 656                          | 1 228 836                      | 3 956                  | 1 209 980          | 14 900         |
| Rhode Island .....              | 10  | 22                      | —  | 243 793                      | 8 788                           | 212 243                        | 1 960                  | 209 960            | 323            |
| South Carolina .....            | 665   | 4                       | —  | 781 629                      | 28 242                          | 722 866                        | 22 377                 | 700 460            | 29             |
| South Dakota .....              | 99  | —                       | —  | 267 122                      | 16 294                          | 236 021                        | 10 917                 | 216 690            | 8 414          |
| Tennessee .....                 | 370   | 209                     | 218 209  | 745 061                      | 33 730                          | 623 824                        | 1 816                  | 615 810            | 6 198          |
| Texas .....                     | 1 469   | 59                      | —  | 3 686 443                    | 173 895                         | 3 110 037                      | 12 107                 | 3 097 930          | —              |
| Utah .....                      | 29  | 10                      | —  | 361 082                      | 30 423                          | 241 412                        | -57                    | 239 830            | 1 639          |
| Vermont .....                   | 119   | 5                       | —  | 142 108                      | 3 199                           | 123 944                        | 144                    | 123 800            | —              |
| Virginia .....                  | 580   | 380                     | 129  | 659 878                      | 60 794                          | 466 991                        | 278                    | 467 200            | -487           |
| Washington .....                | 430   | 8                       | —  | 1 062 795                    | 124 619                         | 608 835                        | 9 516                  | 591 400            | 7 919          |
| West Virginia .....             | 29  | 7                       | —  | 498 345                      | 19 930                          | 453 749                        | 12 111                 | 388 460            | 53 178         |
| Wisconsin .....                 | 134   | —                       | —  | 711 442                      | 39 191                          | 570 086                        | 14 689                 | 549 320            | 6 077          |
| Wyoming .....                   | 11  | 6                       | —  | 300 978                      | 28 455                          | 254 274                        | —                      | 254 010            | 264            |
| American Samoa .....            | —   | 18                      | —  | 13 942                       | 7 100                           | 6 200                          | —                      | 6 200              | —              |
| Fed. States of Micronesia ..... | —   | —                       | —  | —                            | —                               | —                              | —                      | —                  | —              |
| Guam .....                      | —   | —                       | —  | 21 929                       | 8 223                           | 11 490                         | —                      | 11 490             | —              |
| Marshall Islands .....          | —   | —                       | —  | —                            | —                               | —                              | —                      | —                  | —              |
| Northern Marianas .....         | —   | —                       | —  | 10 233                       | 7 586                           | 1 390                          | —                      | 1 390              | —              |
| Palau .....                     | —   | —                       | —  | —                            | —                               | —                              | —                      | —                  | —              |
| Puerto Rico .....               | —   | —                       | —  | 164 792                      | 11 969                          | 62 530                         | —                      | 62 530             | —              |
| Virgin Islands .....            | —   | —                       | —  | 18 420                       | 3 472                           | 12 060                         | —                      | 12 060             | —              |
| Undistributed .....             | —   | —                       | —  | 1 825                        | 424                             | 189                            | —                      | 190                | -1             |

See footnotes at end of table.

**Table 1. Federal Government Grants and Other Payments to State and Local Governments, by Agency and for Selected Programs, by State and Outlying Area: Fiscal Year 2005—Con.**

[In thousand dollars. Detail may not add to total because of rounding. For meaning of abbreviations and symbols, see introductory text]

| State and outlying area         | Department of Transportation—Con.            |   |  |  | Department of the Treasury |  |                | Department of Veterans Affairs | Payments to District of Columbia and Metro System (WMATA <sup>5</sup> ) |
|---------------------------------|--|---|--|--|----------------------------|--|----------------|--------------------------------|---|
|                                 | Federal Railroad Administration <sup>2</sup> | Federal Transit Administration <sup>2</sup> | National Highway Traffic Safety Administration | Research and Special Projects Administration | Total                      | Department of the Treasury Asset Forfeiture Fund | Other          |                                |   |
| <b>United States, total ...</b> | <b>3 238</b>                                 | <b>8 350 368</b>                            | <b>482 386</b>                                 | <b>42 316</b>                                | <b>498 249</b>             | <b>72 732</b>                                    | <b>425 517</b> | <b>708 908</b>                 | <b>380 226</b>  |
| Alabama .....                   | —  | 48 966                                      | 4 435  | 1 058  | 385                        | 373  | 12             | 10 140                         | —   |
| Alaska .....                    | —  | 46 127                                      | 8 679  | 94   | 9                          | 5  | 4              | 2 406                          | —   |
| Arizona .....                   | —  | 102 294                                     | 3 808  | 784  | 6 259                      | 6 259  | —              | 5 516                          | —   |
| Arkansas .....                  | —  | 23 192                                      | 4 018  | 630  | 4                          | —  | 4              | 6 330                          | —   |
| California .....                | —  | 1 430 008                                   | 53 025   | 3 422  | 6 315                      | 4 846  | 1 469          | 35 735                         | —   |
| Colorado .....                  | —  | 180 913                                     | 11 973   | 553  | 217                        | 215  | 2              | 8 914                          | —   |
| Connecticut .....               | —  | 80 017                                      | 8 568  | 491  | 28                         | 9  | 19             | 7 158                          | —   |
| Delaware .....                  | —  | 11 073                                      | 3 059  | 143  | 11                         | 11   | —              | 19 478                         | —   |
| District of Columbia.....       | —  | 302 707                                     | 1 371  | 389  | 140                        | 125  | 15             | 915                            | 378 507   |
| Florida.....                    | 858  | 283 978                                     | 11 544   | 685  | 6 132                      | 6 054  | 78             | 14 424                         | —   |
| Georgia .....                   | —  | 126 504                                     | 9 596  | 913  | 1 102                      | 1 070  | 32             | 13 816                         | —   |
| Hawaii .....                    | —  | 32 179                                      | 2 457  | 53   | 204                        | 188  | 16             | 20 916                         | —   |
| Idaho .....                     | 557  | 9 958                                       | 1 449  | 428  | 751                        | 746  | 5              | 5 543                          | —   |
| Illinois .....                  | —  | 532 096                                     | 14 270   | 969  | 1 249                      | 999  | 250            | 25 220                         | —   |
| Indiana .....                   | —  | 68 555                                      | 11 223   | 546  | 912                        | 870  | 42             | 5 818                          | —   |
| Iowa .....                      | 21   | 37 455                                      | 4 334  | 791  | 200                        | 91   | 109            | 12 627                         | —   |
| Kansas .....                    | —  | 18 383                                      | 4 225  | 745  | 67                         | 26   | 41             | 4 548                          | —   |
| Kentucky .....                  | —  | 40 044                                      | 4 268  | 457  | 1 460                      | 1 460  | —              | 12 082                         | —   |
| Louisiana .....                 | —  | 74 714                                      | 14 857   | 854  | 191                        | 188  | 3              | 39 516                         | —   |
| Maine .....                     | —  | 10 413                                      | 912  | 361  | 42                         | 41   | 1              | 8 597                          | —   |
| Maryland .....                  | —  | 177 465                                     | 7 280  | 395  | 1 890                      | 1 886  | 4              | 6 434                          | —   |
| Massachusetts .....             | —  | 224 460                                     | 9 602  | 1 067  | 699                        | 663  | 36             | 28 958                         | —   |
| Michigan .....                  | 1 534  | 103 972                                     | 9 969  | 1 114  | 1 293                      | 1 251  | 42             | 17 846                         | —   |
| Minnesota.....                  | —  | 93 562                                      | 14 599   | 1 207  | 7                          | —  | 7              | 13 813                         | —   |
| Mississippi .....               | —  | 15 627                                      | 3 877  | 328  | 462                        | 462  | —              | 13 440                         | —   |
| Missouri .....                  | 41   | 95 537                                      | 15 986   | 786  | 110                        | 32   | 78             | 31 539                         | —   |
| Montana .....                   | —  | 7 824                                       | 7 343  | 605  | 114                        | 80   | 34             | 3 501                          | —   |
| Nebraska .....                  | —  | 13 246                                      | 2 813  | 182  | 67                         | 20   | 47             | 23 739                         | —   |
| Nevada .....                    | —  | 40 386                                      | 1 635  | 487  | 110                        | 103  | 7              | 9 592                          | —   |
| New Hampshire.....              | —  | 7 815                                       | 1 316  | 414  | —                          | —  | —              | 5 654                          | —   |
| New Jersey .....                | —  | 631 597                                     | 7 389  | 2 022  | 3 082                      | 3 021  | 61             | 22 509                         | —   |
| New Mexico .....                | —  | 41 376                                      | 6 283  | 322  | 149                        | 117  | 32             | 3 501                          | —   |
| New York .....                  | —  | 1 257 772                                   | 38 939   | 2 694  | 15 972                     | 15 303   | 669            | 25 339                         | —   |
| North Carolina .....            | —  | 113 622                                     | 5 683  | 895  | 4 219                      | 3 802  | 417            | 4 785                          | —   |
| North Dakota .....              | —  | 6 936                                       | 6 726  | 603  | 2                          | —  | 2              | 4 543                          | —   |
| Ohio .....                      | —  | 170 778                                     | 28 479   | 1 095  | 737                        | 574  | 163            | 16 994                         | —   |
| Oklahoma .....                  | —  | 34 239                                      | 3 607  | 678  | 157                        | 142  | 15             | 30 405                         | —   |
| Oregon .....                    | —  | 113 320                                     | 5 901  | 448  | 920                        | 920  | —              | 3 859                          | —   |
| Pennsylvania.....               | —  | 500 101                                     | 12 288   | 1 250  | 835                        | 710  | 125            | 33 828                         | —   |
| Rhode Island .....              | 227  | 19 219                                      | 2 531  | 785  | 597                        | 584  | 13             | 5 325                          | —   |
| South Carolina.....             | —  | 26 256                                      | 3 566  | 699  | 1 050                      | 1 012  | 38             | 6 710                          | —   |
| South Dakota.....               | —  | 6 843                                       | 7 657  | 307  | 11                         | 1  | 10             | 1 369                          | —   |
| Tennessee.....                  | —  | 65 944                                      | 20 513   | 1 050  | 504                        | 479  | 25             | 19 939                         | —   |
| Texas .....                     | —  | 372 766                                     | 26 847   | 2 898  | 11 469                     | 11 114   | 355            | 32 240                         | —   |
| Utah .....                      | —  | 86 818                                      | 2 017  | 412  | 104                        | 36   | 68             | 3 202                          | —   |
| Vermont .....                   | —  | 12 334                                      | 2 425  | 206  | 96                         | 90   | 6              | 2 939                          | —   |
| Virginia .....                  | —  | 119 578                                     | 11 224   | 1 291  | 3 883                      | 3 877  | 6              | 20 900                         | —   |
| Washington .....                | —  | 320 479                                     | 7 940  | 922  | 593                        | 575  | 18             | 13 125                         | —   |
| West Virginia .....             | —  | 19 439                                      | 3 811  | 1 416  | 377                        | 373  | 4              | 1 495                          | —   |
| Wisconsin.....                  | —  | 97 518                                      | 3 753  | 894  | 106                        | 90   | 16             | 37 186                         | —   |
| Wyoming.....                    | —  | 4 483                                       | 13 365   | 401  | 69                         | —  | 69             | 1 318                          | —   |
| American Samoa.....             | —  | 36  | 606  | —  | 8                          | —  | 8              | —                              | —   |
| Fed. States of Micronesia ..... | —  | —   | —  | —  | —                          | —  | —              | —                              | —   |
| Guam .....                      | —  | 1 612                                       | 604  | —  | —                          | —  | —              | —                              | —   |
| Marshall Islands .....          | —  | —   | —  | —  | —                          | —  | —              | —                              | —   |
| Northern Marianas .....         | —  | 760   | 497  | —  | —                          | —  | —              | 1 667                          | —   |
| Palau .....                     | —  | —   | —  | —  | —                          | —  | —              | —                              | —   |
| Puerto Rico .....               | —  | 84 686                                      | 5 530  | 77   | 422 863                    | 1 839  | 421 024        | 1 515                          | —   |
| Virgin Islands .....            | —  | 2 382                                       | 506  | —  | 16                         | —  | 16             | —                              | —   |
| Undistributed .....             | —  | 4   | 1 208  | —  | —                          | —  | —              | —                              | 1 719   |

<sup>1</sup>For Puerto Rico, amount shown is for the nutritional assistance grant program. All other amounts are grant payments for food stamp administration.

<sup>2</sup>The data were extracted from the FY 2005 quarterly data files submitted to the Federal Assistance Award System, since FY 2005 FAS data were not available at time of publication.

<sup>3</sup>Column detail will not add to total due to supplemental data for Puerto Rico extracted from the FY 2007 Budget of the U.S. Government. FY 2005 FAS data were not available at time of publication.

<sup>4</sup>Due to lack of suitable FY 2005 data, prior year (FY 2004) data repeated for one or more programs in this column.

<sup>5</sup>The data were extracted from the Appendix, FY 2007 Budget of the U.S. Government, since FY 2005 FAS data were not available at time of publication.

Note: Negative amounts (-) are refunds (from the recipients) of advances from a prior year, or represent reductions in the amount of funds originally obligated to the recipients for the particular program or program category during the fiscal year. All amounts, unless otherwise footnoted, represent actual expenditures of the federal government during the indicated (FY 2005) fiscal year.

# Appendix A.

## Agency and Selected Program Coverage for Columns in Table 1

| Agency and program  | Outlay (\$1,000) |
|---|------------------|
| <b>DEPARTMENT OF AGRICULTURE</b>  |                  |
| <b>Agricultural Marketing Service</b>   |                  |
| Payment to states   | 1,335            |
| Value of commodities  | 450,207          |
| <b>Cooperative State Research Education and Extension Services</b>            |                  |
| <i>Extension activities</i>   |                  |
| Cooperative Extension Service   | 419,554          |
| <i>Research and education activities</i>                                      |                  |
| Agricultural Research Services  | 150              |
| Initiative for Future Agriculture and Food Systems Research                   | 999              |
| Tribal Colleges Endowment Program   | 343,046          |
| Grants for Agricultural Research, Special Research Grants                     | 2,067            |
| Biodiesel Fuel Education Program  | 161,734          |
|   | 380              |
| <b>Farm Service Agency</b>  |                  |
| Agriculture Loan Mediation Grants   | 3,967            |
| Outreach Grants for Socially Disadvantaged Farmers                            | 3,596            |
| <b>Food Safety and Inspection Service</b>                                     |                  |
| Meat, Poultry, and Egg Products Inspection                                    | 1,444            |
| Field Automation Information Management (2000)                                | 247              |
| Cooperative agreements with states for intrastate meat and poultry inspection | 43,069           |
| <b>Food and Nutrition Services</b>  |                  |
| <i>Child nutrition programs</i>   |                  |
| Child nutrition   | 11,680,721       |
| <i>Commodity assistance programs</i>  |                  |
| Commodity assistance program  | 187,581          |
| <i>Food stamp program</i>   |                  |
| Food stamps   | 4,256,285        |
| <i>Special Supplemental Food Program (WIC)</i>                                |                  |
| Women, Infants, and Children (WIC)  | 4,985,450        |
| <b>Forest Service</b>   |                  |
| <i>Payments to states and counties</i>  |                  |
| National Forest Fund Payment to States  | 83,416           |
| National Forest Fund Payments to Minnesota                                    | 2,102            |
| Payment to States—supplemental  | 296,043          |
| <i>Rural community and emergency fire fighting program</i>                    |                  |
| Emergency fire fighting   | 5,172            |
| <i>State and private forestry</i>   |                  |
| State and private forestry  | 192,286          |
| Forestry Incentives Program   | 2                |
| Cooperative forestry  | 1,057            |
| Forest Legacy Program   | 19,641           |
| <i>National Forest Service</i>  |                  |
| Forest research   | 4,718            |
| National Forest System  | 2,410            |
| <i>Other</i>  |                  |
| Forest Land Enhancement   | 5,225            |
| Resource conservation and development   | 12               |

| Agency and program   | Outlay (\$1,000) |
|--|------------------|
| <b>DEPARTMENT OF AGRICULTURE—Con.</b>  |                  |
| <b>Forest Service—Con.</b>   |                  |
| <i>Other—Con.</i>  |                  |
| Construction   | 174              |
| Working Capital Fund   | 100              |
| Highway Administration   | 929              |
| Salaries & Expenses—Animal and Plant Health Inspection                       | 86               |
| <b>Natural Resources Conservation Service</b>                                |                  |
| Watershed protection and flood prevention operations                         | 47,843           |
| <b>Rural Development Activities</b>  |                  |
| <i>Community facilities grants</i>   |                  |
| Community Facilities Loans and Grants  | 27,877           |
| <i>Rural regional and cooperative development programs</i>                   |                  |
| Delta Regional Authority—Allocated   | 7,200            |
| Delta Regional Authority—Allocated   | 1,423            |
| Rural Business Enterprise Grants (RBEG)                                      | 35,839           |
| Rural Cooperative Development Grants (RCDG)                                  | 15,917           |
| Rural Business Opportunity Grants (RBOG)                                     | 3,896            |
| Rural Economic Development Loan and Grants                                   | 9,600            |
| <i>Housing preservation grants</i>   |                  |
| Farm Labor Housing Loans and Grants  | 1,043            |
| Rural Self-Help Housing Technical Assistance                                 | 4,891            |
| Rural Housing Preservation Grants  | 4,803            |
| Housing Application Packaging Grants   | 612              |
| <i>Water systems and waste disposal systems grants</i>                       |                  |
| Water and Waste Disposal Systems for Rural Communities                       | 528,507          |
| Solid Waste Management Grants  | 84               |
| Emergency Community Water Assistance Grants                                  | 12,352           |
| Water and Waste Disposal Loans and Grants (Section 306C)                     | 22,790           |
| Distance Learning and Telemedicine Loans and Grants                          | 44,656           |
| Assistance to High Energy Cost Rural Communities                             | 24,558           |
| <i>Other</i>   |                  |
| Appalachian Regional Commission Program Executive                            | 13,992           |
| Rural Rental Assistance Payments   | 19,330           |
| Empowerment Zones Programs   | 13,341           |
| Renewable Energy Grants  | 468              |
| <b>APPALACHIAN REGIONAL COMMISSION</b>                                       |                  |
| Appalachian Area Development   | 2,316            |
| Appalachian Local Development District Assistance                            | 6,651            |
| Appalachian State Research, Technical Assistance, and Demonstration Projects | 25,133           |
| Appalachian Development Highway System (Appalachian Corridors)               | 91               |
| <b>DEPARTMENT OF COMMERCE</b>  |                  |
| <b>Economic Development Administration</b>                                   |                  |
| Economic Development Assistance Program                                      | 375,709          |
| <b>International Trade Administration</b>                                    |                  |
| Market Development Cooperator Program  | 156              |
| ITA Special Projects   | 9,718            |
| Special American Business Internship Training Program                        | 16               |
| <b>National Oceanic and Atmospheric Administration</b>                       |                  |
| Pacific Coastal Salmon Recovery Fund   | 51,232           |
| Coastal Impact Assistance Fund   | 26,677           |
| Operations, research, and facilities appropriation                           | 327,788          |
| Procurement, acquisitions, and construction funds                            | 51,612           |
| Promotion and development of fisheries products                              | 2,612            |
| Damage Assessment and Restoration Revolving Fund                             | 558              |
| <b>National Telecommunications and Information Administration</b>            |                  |
| Public Broadcasting facilities planning and construction                     | 22,399           |
| Information infrastructure grants—Technology Opportunities Program           | 18,617           |

| Agency and program  | Outlay (\$1,000) |
|---|------------------|
| <b>CORPORATION FOR NATIONAL AND COMMUNITY SERVICE</b>                                   |                  |
| Others  | 146              |
| National Civilian Community Corps   | 2,342            |
| State commission  | 7,439            |
| Learn and Serve Community-Based State Commission Award                                  | 18,468           |
| Learn and Serve Higher Education  | 573              |
| Americorps State Commission Cooperative Agreement                                       | 115,837          |
| Special Programs Award for Innovative and Demonstration Programs                        | 1                |
| Americorps cost reimbursement   | 165              |
| The Foster Grandparent Program  | 9,052            |
| Volunteers in Service to America  | 1,817            |
| Senior Companion Program  | 2,992            |
| <b>CORPORATION FOR PUBLIC BROADCASTING</b>  |                  |
| TV community service grant  | 185,751          |
| TV production programs  | 61,265           |
| Radio community service grants  | 81,861           |
| Radio production programs   | 10,090           |
| Other programs  | 73,003           |
| <b>DEPARTMENT OF DEFENSE</b>  |                  |
| <b>U.S. Army Corps of Engineers—civilian construction program</b>                       |                  |
| Payments to States, Flood Control Act of 1954   | 8,681            |
| <b>U.S. Army National Guard—construction</b>  |                  |
| Military Construction—Army, National Guard  | 364,520          |
| <b>DEPARTMENT OF EDUCATION</b>  |                  |
| <b>Office of English Language Acquisition</b>   |                  |
| Bilingual Education Support Services  | 61               |
| Bilingual Education—Professional Development  | 55,935           |
| Bilingual Education Program Development Implementation Grants                           | 6,024            |
| Bilingual Education Comprehensive School Grants   | 41,193           |
| Bilingual Education Systemwide Improvement Grants                                       | 10,917           |
| Bilingual Education Research Program  | 4                |
| Foreign Language Assistance   | 13,712           |
| Foreign Language Incentive Program  | 141              |
| English Language Acquisition Grants   | 469,629          |
| <b>Office of Educational Research and Improvement</b>                                   |                  |
| Star School   | 8,476            |
| Javits Gifted and Talented Students Education Grant Program                             | 8,786            |
| Fund for the Improvement of Education   | 368,372          |
| Ready to Teach  | 14,322           |
| Regional Technical Support and Professional Development Consortia                       | 2,604            |
| Technology Innovation Challenge Grants  | 10,688           |
| National Institute on Student Achievement, Curriculum, and Assessment                   | 31,977           |
| National Institute on the Education of At-Risk Students                                 | 1,624            |
| National Institute on Early Childhood Development and Education                         | 1,627            |
| National Institute on Education Governance, Finance, Policy Making, and Management      | 3,575            |
| Eisenhower Regional Mathematics and Science Education Consortia                         | 1,807            |
| Ready to Learn Television   | 22,124           |
| <b>Office of Special Education and Rehabilitative Services</b>                          |                  |
| <i>Rehabilitation services and disability research programs</i>                         |                  |
| Rehabilitation Services—Vocational Rehabilitation Grants to States                      | 1,360,224        |
| Rehabilitation Services—Services Projects   | 2,306            |
| Rehabilitation—Long-Term Training   | 14,258           |
| Centers for Independent Living  | 11,942           |
| National Institute on Disability and Rehabilitation Research                            | 43,388           |
| Rehabilitation Services—Client Assistance Program (CAP)                                 | 5,825            |
| Independent Living State Grants   | 14,702           |
| Rehabilitation Services—Independent Living Services for Older Individuals Who are Blind | 16,529           |
| Supported Employment Services for Individuals With Severe Disabilities                  | 19,490           |
| Rehabilitation Services Demonstration and Training Special Demonstration Projects       | 12,346           |
| Program of Protection and Advocacy of Individual Rights                                 | 6,943            |
| Rehabilitation—Short-Term Training  | 418              |

| Agency and program  | Outlay (\$1,000) |
|---|------------------|
| <b>DEPARTMENT OF EDUCATION—Con.</b>   |                  |
| <b>Office of Special Education and Rehabilitative Services—Con.</b>   |                  |
| <i>Rehabilitation services and disability research programs—Con.</i>  |                  |
| Rehabilitation Services—American Indians With Disabilities  | 2,144            |
| Rehabilitation Training Experimental and Innovative Training  | 184              |
| Rehabilitation—Continuing Education   | 8,283            |
| Rehabilitation Training—State Vocational Rehabilitation Unit In-Service Training  | 3,419            |
| Rehabilitation Training—General Training  | 338              |
| Assistive Technology—State Grant for Protection and Advocacy  | 1,864            |
| <i>Office of Special Education Programs</i>   |                  |
| Special Education Grants to States  | 7,936,419        |
| Training Interpreters for Deaf Individuals  | 1,328            |
| Special Education Preschool Grants  | 325,242          |
| Special Education—Grants for Infants and Families With Disabilities   | 201,979          |
| Native Hawaiian Special Education   | 2,624            |
| Assistive Technology  | 20,283           |
| Projects With Industry  | 5,073            |
| Capacity Building for Traditionally Underserved Populations   | 1,574            |
| Special Education—State Program Improvement Grants for Children With Disabilities                                       | 50,965           |
| Special Education—Research and Innovation to Improve Services and Results for Children With Disabilities                | 47,220           |
| Special Education—Personnel Preparation to Improve Services and Results for Children With Disabilities                  | 56,930           |
| Special Education Technical Assistance and Dissemination to Improve Services and Results for Children With Disabilities | 31,658           |
| Special Education—Technical and Media Services for Individuals With Disabilities  | 5,000            |
| Special Education—Parent Information Centers  | 6,384            |
| <b>Office of Vocational and Adult Education</b>   |                  |
| <i>Vocational technical education programs</i>  |                  |
| Vocational Education—Basic Grants to States   | 914,454          |
| Vocational Education—National Programs  | 6,858            |
| Vocational Education—Indians Set Aside  | 1,038            |
| Tech—Preparation Education  | 84,516           |
| JTPA:SCWO Urban/Rural Opportunities Grants  | 297              |
| Grants to States for Incarcerated Youth Offenders   | 14,783           |
| Community Technology Centers  | 6,617            |
| <i>Adult education and literacy programs</i>  |                  |
| Adult Education State Grant Program   | 491,962          |
| Literacy Programs for Prisoners   | 4,133            |
| National Institute for Literacy   | 1,085            |
| Occupational and Employment Information State Grants  | 6,387            |
| Appalachian Regional Commission Program   | 523              |
| System Change Project—Expand Employment Opportunity for Individuals With Mental Health Problems                         | 191              |
| Tech-Prep Demonstration Grants  | 2,014            |
| <b>Office of Elementary and Secondary Education</b>   |                  |
| <i>Programs for the Disadvantaged</i>   |                  |
| <i>Programs for the disadvantaged migrants</i>  |                  |
| Migrant Education Basic State Grant Program   | 330,397          |
| Migrant Education High School Equivalency Program   | 11,509           |
| Migrant Education Coordination Program  | 1,060            |
| Migrant Education College Assistance Migrant Program  | 12,278           |
| Even Start—State Migrant Education  | 6,148            |
| <i>Programs for the Disadvantaged—Others</i>  |                  |
| Education for Homeless Children and Youth   | 47,517           |
| Even Start—State Educational Agencies   | 195,354          |
| Comprehensive School Reform Demo (CSRD)   | 267,857          |
| Reading First State Grants  | 836,623          |
| Early Reading First   | 39,842           |
| <i>Impact Aid</i>   |                  |
| Impact Aid Facilities Maintenance   | 5,881            |



| Agency and program   | Outlay (\$1,000) |
|--|------------------|
| <b>DEPARTMENT OF EDUCATION—Con.</b>  |                  |
| <b>Office of Elementary and Secondary Education—Con.</b>                                     |                  |
| <i>Impact Aid—Con.</i>   |                  |
| Impact Aid   | 1,058,864        |
| <i>Program for American Indians, Alaska Natives, and Native Hawaiians</i>                    |                  |
| Indian Education Grants to Local Educational Agencies  | 79,877           |
| Even Start—Indian Tribes and Tribal Organizations  | 351              |
| Native Hawaiian Community-Based Education Learning Centers                                   | 14               |
| Native Hawaiian Curriculum Development, Teacher Training, and Recruitment                    | 333              |
| Indian Education Special Program   | 10,198           |
| Alaska Native Education Planning Curriculum Development Teacher Training Recruitment Program | 15               |
| Alaska Native Home-Based Education for Preschool Children                                    | 38,392           |
| Alaska Native Education Program  | 20,286           |
| Native Hawaiian Family-Based Education Centers   | 17               |
| Native Hawaiian Education  | 6,918            |
| <i>No Child Left Behind Act</i>  |                  |
| National Program for Drug-Free Schools and Communities                                       | 231,936          |
| Safe and Drug-Free Schools and Communities State Grants                                      | 367,602          |
| Twenty-First Century Community Learning Centers  | 810,131          |
| Goals 2000—Local Reform  | 2                |
| Technology Literacy Challenge Fund Grants  | 583,227          |
| Rural Education Achievement Program  | 119,599          |
| Improving Teacher Quality State Grants   | 2,394,825        |
| Grants for State Assessments and Related Activities  | 377,573          |
| Grants for Enhanced Assessment Instruments   | 3,346            |
| <i>Title 1 Programs</i>  |                  |
| Title 1 Grants to Local Education Agencies   | 10,463,450       |
| Title 1 Program for Neglected and Delinquent Children  | 36,259           |
| <i>Other</i>   |                  |
| Civil Rights Training and Advisor Services   | 2,517            |
| Women's Educational Equity Act Program   | 1,060            |
| Magnet Schools Assistance  | 86,992           |
| Freely Associated States Education Grant Program   | 3,216            |
| Charter Schools  | 129,268          |
| Comprehensive Regional Assistance Centers  | 9,419            |
| Innovative Education Program Strategies  | 257,114          |
| Goals 2000—Parental Assistance   | 13,572           |
| Even Start—Statewide Family Literacy Program   | 112              |
| Advanced Placement Incentive Program   | 20,851           |
| Reading Excellence   | 36,875           |
| Grants for School Repair and Renovations   | 35,231           |
| Innovation and Development   | 31               |
| National Assessment of Educational Progress  | 209              |
| Insular Area Consolidated Grants   | 53,957           |
| Arts in Education  | 284              |
| Early Childhood Educator Professional Development  | 7,890            |
| Transition to Teaching   | 28,248           |
| Charter Schools Facilities Financing Demonstration   | 10,025           |
| Dropout Prevention Programs  | 5,916            |
| Voluntary Public School Choice   | 17,226           |
| School Leadership  | 9,102            |
| Literacy Through School Libraries  | 15,970           |
| National Board for Professional Teaching Standards   | 11,473           |
| Olympic Scholarships   | 1,682            |
| Arts in Education  | 15,522           |
| Mathematics and Science Partnerships   | 76,621           |
| Chicago Settlement   | 578              |
| Troops to Teachers   | 455              |

| Agency and program  | Outlay (\$1,000) |
|---|------------------|
| <b>DEPARTMENT OF EDUCATION—Con.</b>   |                  |
| <b>Office of Postsecondary Education</b>  |                  |
| <i>Higher Education Programs</i>  |                  |
| <i>Higher Education Programs—International</i>  |                  |
| National Resource Centers and Fellowship Programs for Language and Area or Language and International Studies | 36,977           |
| Undergraduate International Studies and Foreign Language Program  | 2,540            |
| International Research and Studies  | 2,880            |
| International Overseas Group Project Abroad   | 2,604            |
| International Overseas Doctoral Dissertation  | 2,027            |
| Business and International Education Projects   | 2,955            |
| Centers for International Business Education  | 7,274            |
| American Overseas Research Centers  | 126              |
| <i>Higher Education Programs—Other</i>  |                  |
| Higher Education Institutional Aid  | 232,189          |
| Trio—Student Support Services   | 152,344          |
| Trio—Talent Search  | 70,863           |
| Trio—Upward Bound   | 172,136          |
| Higher Education Trio Staff Training Program  | 1,804            |
| Fund for the Improvement of Postsecondary Education (FIPSE)   | 93,400           |
| Minority Science and Engineering Improvement  | 3,950            |
| Construction, Reconstruction, Renovation of Academic Facilities   | 569              |
| Byrd Honors Scholarship   | 35,393           |
| Graduate Assistance in Areas of National Need   | 18,554           |
| McNair Post Baccalaureate Achievement   | 27,641           |
| Language Resource Centers   | 4,747            |
| Native Hawaiian Higher Education Program  | 2,423            |
| Demonstration Project to Ensure Students With Disabilities Receive a Higher Education                         | 5,149            |
| Gaining Early Awareness and Readiness for Undergraduate Programs  | 250,951          |
| Child Care Access Means Parents in School   | 11,382           |
| Teacher Quality Enhancement Grants  | 58,517           |
| Technological Innovation and Cooperation for Foreign Information Access                                       | 965              |
| Learning Anytime Anywhere Partnerships  | 5,408            |
| Preparing Tomorrow's Teachers to Use Technology   | 14,457           |
| Trio Dissemination Partnership Grants   | 2,471            |
| Trio—Educational Opportunity Centers  | 27,037           |
| Jacob K. Javits Fellowships   | 4,283            |
| Underground Railroad Educational and Cultural Program   | 306              |
| <b>Office of Student Financial Assistance</b>   |                  |
| Federal Supplemental Educational Opportunity Grants   | 307,279          |
| Federal Work Study Program  | 430,617          |
| Loan Cancellations  | 33,504           |
| Federal Perkins Loan Program—Federal Capital Contributions  | 27,227           |
| Leveraging Education Assistance Partnership (LEAP, formerly SSIG)   | 50,801           |
| <b>ELECTION ASSISTANCE COMMISSION</b>   |                  |
| Election Reform Payments  | 927,240          |
| <b>DEPARTMENT OF ENERGY</b>   |                  |
| <b>National Nuclear Security Administration</b>   |                  |
| Weapons activities  | 80,675           |
| Defense nuclear nonproliferation  | 5,376            |
| Office of the Administrator   | 396              |
| <b>Nuclear waste disposal</b>   |                  |
| Defense Nuclear Waste Disposal  | 12,619           |
| <b>Environmental and other defense activities</b>   |                  |
| Other Defense activities  | 7,677            |
| Nondefense environmental management   | 41,106           |
| <b>Energy conservation programs</b>   |                  |
| Energy conservation   | 290,269          |
| <b>Energy research and development programs</b>   |                  |
| Fossil energy research and development  | 49,995           |

| Agency and program  | Outlay (\$1,000) |
|---|------------------|
| <b>DEPARTMENT OF ENERGY—Con.</b>  |                  |
| <b>Energy research and development programs—Con.</b>                          |                  |
| General science and research  | 13,108           |
| Energy Supply Research and Development  | 60,781           |
| <b>Other programs</b>   |                  |
| Energy Information Administration   | 194              |
| Departmental administration   | 126              |
| Payments in lieu of taxes   | 9,940            |
| Uranium Facilities Maintenance  | 34               |
| Colorado River Basins Power Marketing Fund, Western Area Power Administration | 50               |
| Western Area Power Administration   | 184              |
| Homeland Security   | 207              |
| <b>ENVIRONMENTAL PROTECTION AGENCY</b>  |                  |
| <i>Hazardous substance response (Superfund and L.U.S.T.)</i>                  |                  |
| Superfund   | 97,086           |
| Leaking Underground Storage Tanks   | 52,634           |
| <i>Other</i>  |                  |
| State and Tribal Assistance Grants  | 3,081,575        |
| Environmental programs and management   | 176,779          |
| <b>EQUAL EMPLOYMENT OPPORTUNITY COMMISSION</b>                                |                  |
| Fiscal Year 2003 Funds  | 67               |
| Fiscal Year 2004 Funds  | 14,389           |
| Fiscal Year 2005 Funds  | 15,450           |
| <b>DEPARTMENT OF HEALTH AND HUMAN SERVICES</b>                                |                  |
| <b>Administration for Children and Families</b>                               |                  |
| <i>Child Care and Development</i>   |                  |
| Child Care & Development Block Grant  | 2,097,805        |
| Child Care Mandatory and Matching Funds—Child Care and Development Fund       | 2,752,546        |
| <i>Child Support Enforcement</i>  |                  |
| Family Support Payments to States—Assistance Payments                         | 3,004,671        |
| <i>Children and Families Services (Headstart)</i>                             |                  |
| Children and Family Services Programs   | 8,423,638        |
| <i>Safe and Stable Families</i>   |                  |
| Family Preservation and Support Services                                      | 409,326          |
| <i>Foster care and adoption assistance</i>                                    |                  |
| Foster care and adoption assistance   | 6,407,007        |
| <i>Low-Income Home Energy Assistance</i>                                      |                  |
| Low-Income Home Energy Assistance   | 1,860,417        |
| <i>Refugee and Entrant Assistance</i>   |                  |
| Refugee and Entrant Assistance  | 153,211          |
| <i>Social Services Block Grant</i>  |                  |
| Social Services Block Grant   | 1,841,350        |
| <i>Temporary Assistance to Needy Families (TANF)</i>                          |                  |
| Temporary Assistance to Needy Families (TANF)                                 | 16,350,712       |
| <i>Other</i>  |                  |
| Public Health and Social Services Emergency Fund                              | 496,266          |
| <b>Administration on Aging</b>  |                  |
| Administration on Aging   | 1,366,318        |
| <b>Agency for Healthcare Research and Quality</b>                             |                  |
| Research on Healthcare Costs, Quality, and Outcomes                           | 32,796           |
| <b>Centers for Disease Control and Prevention</b>                             |                  |
| Disease control, research, and training                                       | 779,432          |
| <b>Centers for Medicare and Medicaid Services</b>                             |                  |
| Medical Assistance Program (Medicaid)   | 172,472,253      |
| Administration—Medical Assistance Program                                     | 8,152,603        |
| State Certification of Health Care Providers and Suppliers                    | 187,005          |
| Children's Health Insurance Program (Title XXI)                               | 5,129,134        |

| Agency and program   | Outlay (\$1,000) |
|--|------------------|
| <b>DEPARTMENT OF HEALTH AND HUMAN SERVICES—Con.</b>                |                  |
| <b>Centers for Medicare and Medicaid Services—Con.</b>             |                  |
| Ticket to work   | 25,809           |
| State Pharmaceutical Assistance Program                            | 12,715           |
| <b>Health Resources and Services Administration</b>                |                  |
| Health Resources and Services Administration (HRSA)                | 5,321,337        |
| <b>Indian Health Service</b>                                       |                  |
| Indian Health Service  | 124,000          |
| <b>Substance Abuse &amp; Mental Health Services Administration</b> |                  |
| Substance Abuse & Mental Health Services Administration (SAMHSA)   | 2,902,217        |
| <b>DEPARTMENT OF HOMELAND SECURITY</b>                             |                  |
| <b>Coast Guard</b>   |                  |
| Recreational boating safety  | 61,065           |
| <b>Domestic preparedness and antiterrorism programs</b>            |                  |
| State Domestic Preparedness Equipment Support Program              | 100,864          |
| State and Local Homeland Security Training Program                 | 22,783           |
| State and Local Domestic Exercise Support                          | 36,736           |
| Homeland Security Preparedness Technical Assistance Program        | 5,603            |
| Urban Areas Security Initiative                                    | 1,000            |
| Operation Safe Commerce Program                                    | 3,431            |
| Homeland Security Grant Program                                    | 2,416,170        |
| Competitive Training Grant Program                                 | 23,733           |
| State Homeland Security Grant Program                              | 272,965          |
| Customs and Border Protection—Payments to Puerto Rico              | 100,000          |
| <b>Federal Emergency Management Agency</b>                         |                  |
| <i>Disaster Relief</i>   |                  |
| Disaster Relief (no year)  | 4,937,857        |
| Flood mitigation assistance  | 6,290            |
| <i>Emergency management planning and assistance</i>                |                  |
| Emergency Management Performance Grants                            | 204,579          |
| Pre-Disaster Mitigation  | 27,911           |
| Fire Management Assistance Grant                                   | 35,423           |
| <i>Other</i>   |                  |
| Superfund  | 109              |
| Flood insurance  | 6,463            |
| Emergency Food and Shelter National Board Program                  | 153,000          |
| Flood Map Modernization Fund                                       | 14,219           |
| <b>DEPARTMENT OF HOUSING AND URBAN DEVELOPMENT</b>                 |                  |
| <b>Fair housing and equal opportunity</b>                          |                  |
| Fair housing   | 46,839           |
| <i>Community development block grant</i>                           |                  |
| Community development programs                                     | 4,984,441        |
| Community Development Guaranteed Loans                             | 6,312            |
| <b>Community Planning and Development</b>                          |                  |
| <i>Empowerment Zones and other economic development</i>            |                  |
| Urban Development Action Grants                                    | 1,656            |
| Brownfield Development   | 11,883           |
| Empowerment Zones and Enterprise Community                         | 47,626           |
| Rural Housing and Economic Development                             | 24,412           |
| <i>Emergency shelter and homeless assistance</i>                   |                  |
| Homeless Assistance Grants   | 1,281,518        |
| Shelter Plus Care Renewal  | 56               |
| <i>College housing</i>   |                  |
| College housing grants   | 6,409            |

| Agency and program  | Outlay (\$1,000) |
|---|------------------|
| <b>DEPARTMENT OF HOUSING AND URBAN DEVELOPMENT—Con.</b>                         |                  |
| <b>Housing Programs</b>   |                  |
| <i>Housing Opportunities for Persons With AIDS</i>                              |                  |
| Housing Opportunity for Persons With AIDS                                       | 280,133          |
| <i>Native American Block Grant</i>  |                  |
| Native American Housing Block Grant   | 687,918          |
| <i>Housing for special populations</i>  |                  |
| Housing for special population  | 903,485          |
| <i>Low rent housing assistance</i>  |                  |
| Payments—operation of low rent housing  | 3,572,209        |
| Low rent public housing   | -10,156          |
| Rent supplement   | 54,945           |
| <b>Public Housing Programs</b>  |                  |
| <i>Neighborhood revitalization</i>  |                  |
| Severely Distressed Public Housing  | 694,622          |
| <i>Drug elimination</i>   |                  |
| Drug elimination grants   | 6,243            |
| <i>Housing certificate program</i>  |                  |
| Housing certificate fund grants   | 11,095,632       |
| <i>Capital programs</i>   |                  |
| Revolving fund liquidating account  | -232             |
| Public Housing Capital Fund   | 3,152,621        |
| <i>Homeownership assistance</i>   |                  |
| Nehemiah Housing Opportunity Fund   | -1,024           |
| Homeownership and Opportunity for People Everywhere (HOPE)                      | 3,462            |
| Investment Partnership Program  | 1,718,315        |
| <i>Other</i>  |                  |
| Appalachian regional development  | 7,216            |
| Lead hazard reduction   | 132,566          |
| <b>DEPARTMENT OF THE INTERIOR</b>   |                  |
| <b>Bureau of Indian Affairs</b>   |                  |
| Aid to Tribal Governments   | 19,713           |
| Consolidated Tribal Government Program  | 74,466           |
| Tribal Self-Governance  | 245,104          |
| Indian Self-Determination Contract Support                                      | 86,552           |
| Services to Indian Children, Elderly, and Families                              | 18,056           |
| Tribal Courts   | 11,477           |
| Indian Loans—Economic Development   | 1,657            |
| Road Maintenance Indian Roads   | 6,644            |
| Repair on Indian Schools  | 7,602            |
| Repair of Indian Detention Facilities   | 8                |
| Safety of Dams on Indian Lands  | -6,689           |
| <b>Bureau of Land Management</b>  |                  |
| <i>Payments in lieu of taxes</i>  |                  |
| Payments in lieu of taxes   | 226,410          |
| <i>Shared revenues</i>  |                  |
| Distribution of Receipts to State & Local Governments (Public Land & Resources) | 354,880          |
| <b>Bureau of Reclamation</b>  |                  |
| Construction and rehabilitation   | 60,486           |
| General investigation   | 463              |
| General administration expense—operation and maintenance                        | 51,119           |
| Water Reclamation and Reuse Program   | 444              |
| Water 2025  | 379              |
| <b>Fish and Wildlife Service</b>  |                  |
| <i>Wildlife conservation and restoration</i>                                    |                  |
| Federal aid for wildlife restoration  | 5,535            |
| North American Wetlands Funds   | 7,322            |

| Agency and program   | Outlay (\$1,000) |
|--|------------------|
| <b>DEPARTMENT OF THE INTERIOR—Con.</b>                                   |                  |
| <b>Fish and Wildlife Service—Con.</b>                                    |                  |
| <i>Wildlife conservation and restoration—Con.</i>                        |                  |
| State wildlife grants  | 58,772           |
| Endangered species   | 50,414           |
| Wildlife Restoration—Section 4   | 203,004          |
| Coastal Wetlands   | 15,548           |
| Partnerships for Wildlife  | 13               |
| Wildlife Restoration—Section 10  | 7,946            |
| Multistate Conservation Projects   | 3,425            |
| Landowner Incentive Program  | 9,064            |
| Neotropical Migratory Bird Conservation                                  | 1,330            |
| Fish & Wildlife Management Assistance                                    | 1,651            |
| <i>Sport Fish Restoration</i>  |                  |
| Sport Fish Restoration   | 266,305          |
| Sport Fish Restoration—Grants Program                                    | 617              |
| <i>Other</i>   |                  |
| Clean Vessel Act Program   | 7,827            |
| Boating Infrastructure Grant Program                                     | 5,919            |
| <b>Minerals Management Service</b>                                       |                  |
| <i>Minerals Leasing Act</i>  |                  |
| Minerals Leasing Act   | 1,619,730        |
| <i>Other</i>   |                  |
| Offshore outer continental shelf state payments                          | 72,323           |
| Forest Service lease disbursements                                       | 7,913            |
| <b>National Park Service</b>   |                  |
| <i>Historic preservation</i>   |                  |
| Historic Preservation Fund Grants-in-Aid                                 | 34,699           |
| Civil War Battlefields   | 2,244            |
| Save America's Treasures   | 4,834            |
| <i>Other</i>   |                  |
| Outdoor recreation—acquisition, development, and planning                | 68,875           |
| Urban Park and Recreation Recovery Program                               | 16,814           |
| <b>Office of Surface Mining, Reclamation, and Enforcement</b>            |                  |
| <i>Abandoned mine reclamation</i>  |                  |
| Abandoned mine lands reclamation   | 167,631          |
| Rural Abandoned Mine Program   | 100              |
| <i>Other</i>   |                  |
| Civil penalties reclamation  | 90               |
| Regulation and technology  | 56,047           |
| <b>Office of Insular Affairs</b>   |                  |
| Compact of Free Association  | 201,911          |
| Assistance to territories  | 79,084           |
| Trust Territories  | 3,103            |
| Fiscal assistance  | 144,689          |
| <b>DEPARTMENT OF JUSTICE</b>   |                  |
| <b>Federal Prison System</b>   |                  |
| Corrections Training and Staff Development                               | 3,277            |
| Corrections Research and Evaluation and Policy Formulations              | 3,296            |
| Corrections Technical Assistance/Clearinghouse                           | 1,212            |
| <b>Office of Asset Forfeiture</b>  |                  |
| Assets Forfeiture Fund   | 261,411          |
| <b>Office of Justice Programs</b>  |                  |
| <i>Corrections, probation, and parole</i>                                |                  |
| Violent Offenders Incarceration and Truth in Sentencing Incentive Grants | 284,100          |
| Training to Assist Probation/Parole Officers                             | 3,909            |
| Offender Re-Entry  | 31,282           |
| Correctional grant program for Indian tribes                             | 23,042           |



| Agency and program  | Outlay (\$1,000) |
|---|------------------|
| <b>DEPARTMENT OF JUSTICE—Con.</b>   |                  |
| <b>Office of Justice Programs—Con.</b>  |                  |
| <i>Crime victims programs</i>   |                  |
| Crime victim assistance   | 355,047          |
| Crime victim compensation   | 146,503          |
| Crime victim assistance—discretionary grants                                      | 94,907           |
| Children Justice Act—Discretionary Grant for Native American Tribes               | 2,612            |
| Services for Trafficking Victims  | 4,667            |
| State Crime Victim Assistance   | 15,639           |
| <i>Education, research, and statistics programs</i>                               |                  |
| State Justice Statistics Program for Statistical Analysis Centers                 | 55,744           |
| National Criminal History Improvement Program                                     | 35,624           |
| National Institute of Justice Evaluation and Development Project Grants           | 39,236           |
| Corrections and Law Enforcement Family Support                                    | 23               |
| Regional information sharing systems  | 29,407           |
| National Evaluation of the Safe Schools—Healthy Students Initiative               | 3,869            |
| <i>Juvenile justice programs</i>  |                  |
| Juvenile Accountability Incentive Block Grant                                     | 35,919           |
| Juvenile Justice and Delinquency Prevention—Allocation to States                  | 81,466           |
| Juvenile Justice and Delinquency Prevention—Special Emphasis                      | 21,865           |
| Missing children assistance   | 38,119           |
| Gang-free schools and communities   | 5,412            |
| Title V Delinquency Prevention Program  | 41,848           |
| Challenge grants program  | 10,522           |
| Juvenile Mentoring Program  | 9,387            |
| Enforcing Underage Drinking Laws Program  | 23,880           |
| Tribal Youth Program  | 12,716           |
| National Institute for Juvenile Justice & Delinquency Prevention                  | 42,203           |
| Gang Resistance Education and Training (G.R.E.A.T.)                               | 8,372            |
| <b>Law Enforcement Assistance Programs</b>  |                  |
| <i>Bullet-Proof Vests</i>   |                  |
| Bullet-Proof Vests Partnership  | 21,876           |
| <i>Community-Oriented Policing Program (COPS)</i>                                 |                  |
| Community-Oriented Policy (COPS)  | 202,984          |
| <i>Law enforcement block grant</i>  |                  |
| Local Law Enforcement Block Grants Program  | 95,484           |
| <i>Violence against women and children</i>  |                  |
| Domestic Violence Victims Civil Legal Assistance Program                          | 36,406           |
| Combat Violent Crimes Against Women on Campus                                     | 5,135            |
| Victims of child abuse  | 64,639           |
| Violence Against Women Discretionary Grants for Indian Tribal Governments         | 6,864            |
| Violence Against Women Formula Grant  | 133,912          |
| Rural Domestic Violence and Child Victimization Enforcement Grant Program         | 36,429           |
| Closed-Circuit Televising of Child Victims of Abuse                               | 256              |
| Reduction and Prevention of Children's Exposure to Violence                       | 8,227            |
| Technical Assistance and Training Initiative                                      | 11,795           |
| Supervised Visitation Safe Haven for Children                                     | 7,281            |
| Training Grants to Stop Abuse and Sexual Assault of Older/Disabled Individuals    | 3,578            |
| Education and Training to End Violence and Abuse of Women With Disabilities       | 3,633            |
| <i>Weed and Seed</i>  |                  |
| Weed and Seed Program   | 24,120           |
| <i>Other</i>  |                  |
| Law enforcement assistance—undefined  | 2,059            |
| Law enforcement assistance—discretionary  | 96               |
| Grants to Encourage Arrest Policies and Enforcement of Protection Orders          | 30,437           |
| Police Corps  | 8,122            |
| Criminal Lab Improvement Program  | 18,364           |
| <b>Substance abuse programs</b>   |                  |
| Byrne Formula Grant Program   | 431,722          |
| Ed Byrne Memorial State and Local Law Enforcement Assistance Discretionary Grants | 1,073,834        |

| Agency and program   | Outlay (\$1,000) |
|--|------------------|
| <b>DEPARTMENT OF JUSTICE—Con.</b>  |                  |
| <b>Substance abuse programs—Con.</b>   |                  |
| Residential Substance Abuse Treatment for State Prisoners                    | 44,872           |
| Drug Prevention Program  | 4,809            |
| Drug-Free Communities—Support Program Grants                                 | 56,117           |
| High Intensity Drug Trafficking Areas—Department of Justice                  | 91               |
| Indian Country Alcohol and Drug Prevention                                   | 4,348            |
| <i>Other</i>   |                  |
| National Institute of Justice Domestic Antiterrorism Technology Development  | 12,003           |
| Public Safety Officers' Benefits Program                                     | 1,472            |
| Drug Courts Discretionary Grant Program                                      | 31,266           |
| Motor Vehicle Theft Protection Act Program                                   | 993              |
| State Criminal Alien Assistance Program                                      | 1,881            |
| Tribal Court Assistance Program  | 9,182            |
| Planning, implementing, and enhancing strategies in community prosecution    | 61,780           |
| National White Collar Crime Center   | 8,657            |
| <b>DEPARTMENT OF LABOR</b>   |                  |
| <b>Bureau of Labor Statistics</b>  |                  |
| Labor force statistics   | 85,561           |
| Compensation and Working Conditions  | 5,959            |
| <b>Employment and Training Administration</b>                                |                  |
| <i>State Unemployment Insurance and Employment Service</i>                   |                  |
| State Unemployment Insurance and Employment Service                          | 824,783          |
| State Unemployment Insurance and Employment Service                          | 2,643,293        |
| <i>Workforce Investment Act</i>  |                  |
| Welfare-to-Work Grants to states and localities                              | 6,090            |
| Workforce Investment Act—Adult Program                                       | 947,664          |
| Workforce Investment Act—Youth Activities                                    | 981,218          |
| Workforce Investment Act—Dislocated Workers                                  | 1,395,459        |
| Work Opportunity Tax Credit Program & Welfare-to-Work Tax Credit             | 19,591           |
| <i>Other</i>   |                  |
| Registered Apprenticeship and Training                                       | 15,855           |
| Labor Certification for Alien Workers  | 26,798           |
| Senior Community Service Employment Program                                  | 115,748          |
| Trade Adjustment Assistance—Workers  | 825,943          |
| Native American Employment and Training Programs                             | 41,152           |
| Attestations by Employers Using Nonimmigrant Aliens in Specialty Occupations | 31,653           |
| One-Stop Career Center Initiative  | 49,829           |
| Employment and Training Administration—Pilots, Demonstrations, and Research  | 13,608           |
| Employment and Training Administration—Evaluations                           | 23,482           |
| Temp Labor Certification for Foreign Workers                                 | 35,765           |
| <b>Mine Safety and Health Administration</b>                                 |                  |
| Mine Health and Safety Grants  | 9,162            |
| <b>Occupational Health and Safety Administration</b>                         |                  |
| Occupational Safety and Health—Susan Harwood Training Grants                 | 3,665            |
| Occupational Safety and Health—State Program                                 | 91,377           |
| <b>Veterans Employment and Training Administration</b>                       |                  |
| Veterans Employment Program  | 7,150            |
| Homeless Veterans Reintegration Project                                      | 20,807           |
| Disabled Veterans Outreach Program   | 81,217           |
| Local Veterans Employment Representative Program                             | 76,360           |
| <b>NATIONAL FOUNDATION ON THE ARTS AND THE HUMANITIES</b>                    |                  |
| Promotion of the Arts  | 37,203           |
| Promotion of the Arts  | 10               |
| Promotion of the Arts  | 272              |
| General operating support  | 16,861           |
| Museum Assessment Program  | 436              |
| Conservation project support   | 2,827            |
| Conservation Assessment Program  | 809              |
| State Library Program  | 160,707          |



| Agency and program   | Outlay (\$1,000) |
|--|------------------|
| <b>NATIONAL FOUNDATION ON THE ARTS AND THE HUMANITIES—Con.</b>     |                  |
| Native American Library Service                                    | 3,466            |
| National Leadership Grants   | 59,302           |
| Librarians for the 21st Century                                    | 21,497           |
| 21st Century Museum Professionals Program                          | 997              |
| Native American Native Hawaiian Museum Services Program            | 830              |
| <b>NEIGHBORHOOD REINVESTMENT CORPORATION</b>                       |                  |
| Expandable grant   | 23,994           |
| Capital grants   | 48,927           |
| Training grants  | 2,668            |
| <b>SOCIAL SECURITY ADMINISTRATION SUPPLEMENTAL SECURITY INCOME</b> |                  |
| Supplemental Security Income                                       | 26,611           |
| <b>STATE JUSTICE INSTITUTE</b>                                     |                  |
| State Justice Institute  | 2,070            |
| <b>TENNESSEE VALLEY AUTHORITY—PAYMENTS IN LIEU OF TAXES</b>        |                  |
| In-lieu-of tax payments  | 364,897          |
| <b>DEPARTMENT OF TRANSPORTATION</b>                                |                  |
| <b>Federal Aviation Administration</b>                             |                  |
| Airport and Airway Trust Fund                                      | 2,680,899        |
| <b>Federal Highway Administration</b>                              |                  |
| <i>Demonstration projects</i>                                      |                  |
| Intermodal Urban Demonstration Project                             | -7               |
| Corridor Safety Improvement Project                                | 53               |
| Highway Demonstration Project—Highway Trust Fund                   | 1,207            |
| Alabama Highway Bypass Demonstration Project                       | 73               |
| Urban Highway Corridor Demonstration Project                       | 3                |
| Mineola Grade Crossing Project                                     | 95               |
| Climbing Lane and Highway Safety Demonstration Project             | -7               |
| Indiana Industrial Corridor Demonstration Project                  | 72               |
| Urban Airport Access Demonstration Project                         | -642             |
| Corridor H Improvement Project                                     | 99               |
| Highway Widening Improvement Demonstration Project                 | 163              |
| Highway Demonstration Project—Preliminary Engineering              | 258              |
| Corridor G Improvement Project                                     | -491             |
| Highway Demonstration Project                                      | 2,259            |
| Highway 20 Realignment Project                                     | 60               |
| Bridge Improvement Demonstration Project                           | 2,289            |
| Surface Transportation Projects                                    | 6,210            |
| Interstate Transfer Grants   | 59               |
| State Infrastructure Bank Program                                  | 391              |
| Railroad Highway Crossing Demonstration Project                    | 294              |
| Surface Transportation Projects                                    | 5,676            |
| Miscellaneous Highway Projects Demonstrations                      | 180,827          |
| Surface Transportation Project                                     | 27,371           |
| <i>Highway Trust Fund</i>  |                  |
| Federal Aid Highways   | 29,849,459       |
| <i>Other</i>   |                  |
| Highway beautification   | 27               |
| Appalachian Development Highway System                             | 112,431          |
| Appalachian Development Highway System                             | 9,524            |
| Appalachian Development Highway System                             | 1,006            |
| Appalachian Development Highway System                             | 15,071           |
| Advance Acquisition of ROW   | -66              |
| Woodrow Wilson Bridge  | 154,779          |
| USDA—Forest Service  | 929              |
| Indian Reservation Road  | 135,612          |
| <b>Federal Railroad Administration</b>                             |                  |
| Local rail freight assistance                                      | 578              |
| Rail service assistance  | 6                |
| Next generation high speed general fund                            | 2,433            |

| Agency and program  | Outlay (\$1,000) |
|---|------------------|
| <b>DEPARTMENT OF TRANSPORTATION—Con.</b>  |                  |
| <b>Federal Railroad Administration—Con.</b>   |                  |
| Rhode Island rail development   | 221              |
| <b>Federal Transit Administration</b>   |                  |
| Urban systems—Federal Transit Administration  | 44,459           |
| Training and human resources  | 4                |
| Interstate transfer grant—transit   | 1,411            |
| Formula grants  | 4,518,179        |
| University Transportation Centers   | 4,413            |
| Transit planning and research   | 196,022          |
| Discretionary grants  | 88,232           |
| Capital investment grants   | 3,373,678        |
| Job Access and Reverse Commute Grants   | 98,427           |
| Urban System—FTA  | 20,516           |
| Urban System—FTA  | 5,027            |
| <b>National Highway Traffic Safety Administration</b>                                       |                  |
| Highway–Railway Grade Crossing Projects   | 51               |
| Highway Traffic Safety Grant  | 202,510          |
| Safety Incentive  | 279,825          |
| <b>Research and Special Projects Administration</b>   |                  |
| Pipeline Safety Grants  | 19,772           |
| Emergency Preparedness Grants   | 12,583           |
| University Research Grants  | 9,961            |
| <b>DEPARTMENT OF TREASURY</b>   |                  |
| <i>Treasury Asset Forfeiture Fund</i>   |                  |
| State and local government asset sharing  | 69,200           |
| State and local government joint operations   | 3,532            |
| <i>Other</i>  |                  |
| Cash Management Initiative Act  | 4,517            |
| Refund of excise taxes to Puerto Rico   | 421,000          |
| <b>DEPARTMENT OF VETERANS AFFAIRS</b>   |                  |
| Construction of state extended-care facilities  | 182,729          |
| State Cemetery Grants   | 36,107           |
| State Domiciliary Care for Disabled Soldiers and Sailors—332                                | 3,688            |
| State Hospital Care for Disabled Soldiers and Sailors—331                                   | 38,298           |
| State Nursing Home Care for Disabled Soldiers and Sailors—341                               | 379,673          |
| Homeless Providers Grant and Per Diem Program   | 68,413           |
| <b>PAYMENTS TO DISTRICT OF COLUMBIA AND METRO SYSTEM (WMATA)</b>                            |                  |
| Washington Metropolitan Area Transit Authority  | 1,719            |
| District of Columbia Courts   | 159,000          |
| Federal payment for Resident Tuition Support  | 25,395           |
| Federal payment—Water and Sewer Services  | 28,069           |
| Federal payment to the Chief Financial Officer of the District of Columbia                  | 32,240           |
| Defender Services in the District of Columbia Courts  | 36,000           |
| Federal payments to the District of Columbia Judicial Retirement and Survivors Annuity Fund | 8,000            |
| School Improvements   | 39,680           |
| Family Literacy   | 992              |
| Anacostia Waterfront  | 2,976            |
| Transportation Assistance   | 2,480            |
| Foster Care Improvements  | 4,960            |
| Criminal Justice Coordination Counsel   | 1,290            |
| Emergency Planning and Security   | 17,585           |
| Unified Communications Centers  | 5,952            |
| Public School Libraries   | 5,952            |
| Bioterrorism and Forensics Laboratory   | 7,936            |

# Appendix B.

## State Coordinating Agencies, State Data Center Program, U.S. Census Bureau

---

### ALABAMA

Center for Business and  
Economic Research  
University of Alabama  
149 Bidgood Hall  
Box 870221  
Tuscaloosa, AL 35487-0221  
Ms. Annette Watters  
205-348-6191  
Fax 205-348-2951  
awatters@cba.ua.edu

### ALASKA

Census and Geographic  
Information Network  
Research and Analysis  
Alaska Department of Labor  
P.O. Box 25504  
Juneau, AK 99811-5504  
Ms. Kathryn Lizik  
907-465-2439  
Fax 907-465-2101  
Kathryn\_lizik@labor.state.ak.us

### AMERICAN SAMOA

Department of Commerce  
Statistics Division  
Executive Office Bldg. 2<sup>nd</sup> Floor  
Pago Pago, AS 96799  
Vaito'elau "Vai" Filiga  
684-633-5155  
Fax 684-633-4195  
vfiliga@samoatelco.com

### ARIZONA

Arizona Department of  
Economic Security  
DES 045Z First Floor, Northeast Wing  
1789 West Jefferson St.  
Phoenix, AZ 85007  
Mr. Allen Barnes  
602-542-5746  
Fax 602-542-7425  
abarnes@azdes.gov

### ARKANSAS

State Data Center  
University of Arkansas—Little Rock  
2801 South University  
Little Rock, AR 72204  
Ms. Sarah Breshears  
501-569-8530  
Fax 501-569-8538  
sgebreshears@ualr.edu

### CALIFORNIA

State Census Data Center  
Department of Finance  
915 L Street, 8<sup>th</sup> Floor  
Sacramento, CA 95814-3706  
Ms. Julie Hoang  
916-323-4086  
Fax 916-327-0222  
julie.hoang@dof.ca.gov

### COLORADO

Division of Local Government  
Colorado Department of Local Affairs  
1313 Sherman Street, Room 521  
Denver, CO 80203  
Ms. Rebecca Picaso  
303-866-3120  
Fax 303-866-4819  
rebecca.picaso@state.co.us

### CONNECTICUT

Connecticut State Data Center  
University of Connecticut  
Unit 2068  
344 Mansfield Road  
Storrs, CT 06269-2068  
Orlando Rodriguez  
860-486-9269  
Fax 860-418-6495  
orlando.rodriguez@uconn.edu

---

**DELAWARE**

Delaware Office of Management & Budget  
122 William Penn St., Suite 302  
Haslet Bldg., 3<sup>rd</sup> Floor  
Dover, DE 19901  
Michael B. Mahaffie  
302-739-3090  
Fax 302-739-6958  
michael.mahaffie@state.de.us

**DISTRICT OF COLUMBIA**

District of Columbia State Data Center  
Mayor's Office of Planning  
801 N. Capitol Street NE, Suite 500  
Washington, DC 20002  
Dr. Joy Phillips  
202-442-7630  
Fax 202-442-7637  
Joy.phillips@dc.gov

**FLORIDA**

Agency for Workforce Innovation  
Labor Market Statistics  
State Census Data Center  
MSC G-020  
107 E. Madison Street  
Tallahassee, FL 32399-4111  
Nicole Cooper  
850-245-7205  
Fax 850-245-7201  
nicole.cooper@awi.state.fl.us

**GEORGIA**

Planning Research and Evaluation  
Division—Office of Planning and Budget  
270 Washington Street, SW  
Atlanta, GA 30334  
Robert Giacomini  
404-656-7966  
Fax 404-656-7916  
robert.giacomini@opb.state.ga.us

**GUAM**

Guam State Data Center  
Bureau of Statistics and Plans  
P.O. Box 2950  
Hagatna, Guam 96932  
Ms. Monica Jesus Guerrero  
671-472-4201/2/3  
Fax 671-477-1812  
mjguerrero028@yahoo.com

**HAWAII**

Hawaii State Data Center  
Research & Economic Analysis Division  
Department of Business, Economic  
Development, and Tourism  
250 South Hotel Street, 4<sup>th</sup> Floor  
Honolulu, HI 96813  
or  
Hawaii State Data Center  
READ/DBEDT  
P.O. Box 2359  
Honolulu, HI 96804  
Ms. Jan Nakamoto  
808-586-2493  
Fax 808-586-8449  
jnakamot@dbedt.hawaii.gov

**IDAHO**

Idaho Department of Commerce  
and Labor  
317 West Main Street  
Boise, ID 83735  
Mr. Alan Porter  
208-334-2470  
Fax 208-334-2631  
aporter@c1.idaho.gov

**ILLINOIS**

Illinois Department of Commerce  
and Economic Opportunity  
Office of Information Management  
620 East Adams Street  
Springfield, IL 62701  
Ms. Suzanne Ebetsch  
217-558-0190 (Temp.)  
Fax 217-782-8903 (Temp.)  
sue.ebetsch@illinois.gov

**INDIANA**

Indiana State Library  
Indiana State Data Center  
140 North Senate Avenue  
Indianapolis, IN 46204  
Anika Williams  
317-232-3733  
Fax 317-232-3728  
awilliams@statelib.lib.in.us

---

**IOWA**

State Library of Iowa  
1112 E. Grand  
Des Moines, IA 50319-0232  
Ms. Beth Henning  
515-281-4350  
Fax 515-242-6543  
beth.henning@lib.state.ia.us

**KANSAS**

State Library of Kansas  
300 SW 10th Ave., Room 343N  
State Capitol Building  
Topeka, KS 66612-1593  
Mr. Marc Galbraith  
785-296-3296  
Fax 785-296-6650  
marcg@kslib.info

**KENTUCKY**

University of Louisville  
Urban Studies Institute  
College of Arts & Sciences  
426 W. Bloom Street  
Louisville, KY 40208  
Mr. Ron Crouch  
502-852-7990  
Fax 502-852-7386  
ron.crouch@louisville.edu

**LOUISIANA**

Office of Electronic Services  
P.O. Box 94095  
(ZIP for mail address 70804)  
1201 N. 3<sup>rd</sup> St. Suite 2-130  
Baton Rouge, LA 70802  
Ms. Karen Paterson  
225-219-5987  
Fax 225-219-4027  
karen.paterson@la.gov

**MAINE**

Maine State Planning Office  
Census Information Office  
38 State House Station  
Augusta, ME 04333-0038  
Amanda Rector  
207-287-1475  
Fax 207-287-6489  
amanda.k.rector@maine.gov

**MARYLAND**

Maryland Department of Planning  
Maryland State Data Center  
301 West Preston Street  
Baltimore, MD 21201  
Ms. Jane Traynham  
410-767-4450  
Fax 410-767-4480  
jtraynham@mdp.state.md.us

**MASSACHUSETTS**

UMass Donahue Institute  
Economic & Public Policy Research Unit  
The Massachusetts Venue Center  
100 Venture Way, Suite 9  
Hadley, MA 01035  
Mr. John Gaviglio  
413-545-0176  
Fax 413-545-3420  
msdc-info@donahue.umassp.edu

**MICHIGAN**

Library Of Michigan - HAL  
702 West Kalamazoo Street  
Lansing, MI 48909  
Elisia L. Johnson  
517-373-2548  
Fax 517-373-5700  
johnsone@michigan.gov

**MINNESOTA**

State Demographer's Center  
Minnesota Dept. of Administration  
300 Centennial Office Building  
658 Cedar Street  
St. Paul, MN 55155  
Ms. Barbara Ronningen  
651-201-2473  
Fax 651-296-3698  
barbara.ronningen@state.mn.us

**MISSISSIPPI**

Center for Population Studies  
The University of Mississippi  
Bondurant Bldg., Room 3W  
University, MS 38677  
D. Swanson  
662-915-7288  
Fax 662-915-7736  
dswanson@olemiss.edu

---

**MISSOURI**

Missouri State Data Center  
Secretary of State's Office  
600 West Main Street  
P.O. Box 387  
Jefferson City, MO 65102-0387  
Lindsay Jo McCarroll  
573-526-1087  
Fax 573-751-3612  
lindsay.mccarroll@sos.mo.gov

**MONTANA**

Census and Economic Information Center  
Montana Department of Commerce  
P.O. Box 200505  
301 S. Park  
Helena, MT 59620-0505  
Ms. Pam Harris  
406-841-2739  
Fax 406-841-2731  
paharris@mt.gov

**NEBRASKA**

Center for Public Affairs Research  
Nebraska State Data Center  
University of Nebraska at Omaha, EAB 106-J  
6001 Dodge Street  
Omaha, NE 68182-0059  
Mr. Jerome Deichert  
402-554-2134  
Fax 402-561-7599  
jdeicher@mail.unomaha.edu

**NEVADA**

Nevada State Library & Archives  
100 N. Stewart Street  
Carson City, NV 89710  
Ms. Mona L. Reno  
775-684-3326  
Fax 775-684-3330  
rlreno@clan.lib.nv.us

**NEW HAMPSHIRE**

New Hampshire Office of Energy  
and Planning  
57 Regional Drive  
Concord, NH 03301-8518  
Mr. Tom Duffy  
603-271-1768  
Fax 603-271-2615  
tom.duffy@nh.gov

**NEW JERSEY**

New Jersey State Data Center  
Division of Labor Market and  
Demographic Research  
New Jersey Department of Labor  
P.O. Box 388  
Trenton, NJ 08625-0388  
Mr. Leonard Preston  
609-984-2595  
Fax 609-984-6833  
leonard.preston@dol.state.nj.us

**NEW MEXICO**

New Mexico Economic Development  
Department  
New Mexico State Data Center  
1100 St. Francis Drive  
P.O. Box 20003  
Santa Fe, NM 87504-5003  
Ms. Elizabeth Davis  
505-827-0333  
Fax 505-827-0407  
elizabeth.davis@state.nm.us

**NEW YORK**

New York State Data Center  
Empire State Development  
30 S. Pearl Street  
Albany, NY 12245  
Mr. Robert Scardamalia  
518-292-5300  
Fax 518-292-5806  
rscardamalia@empire.state.ny.us

**NORTH CAROLINA**

North Carolina Office of  
State Budget and Management  
20320 Mail Service Center  
Raleigh, NC 27699-0321  
Ms. Francine Stephenson  
919-807-4786  
Fax 919-733-5679  
Francine.stephenson@ncmail.net

---

**NORTH DAKOTA**

North Dakota State Data Center  
North Dakota State University  
P.O. Box 5636  
IACC 424  
Fargo, ND 58105  
Dr. Richard Rathge  
701-231-8621  
Fax 701-231-7400  
richard.rathge@ndsu.edu

**NORTHERN MARIANA ISLANDS**

Department of Commerce  
Central Statistics Division  
Caller Box 10007  
Donnie Hill Apts.  
Saipan, MP 96950  
Mr. Justin Andrew  
670-664-3033/39/23  
Fax 670-664-3066  
csd@itecnmi.com

**OHIO**

Office of Strategic Research  
Ohio Department of Development  
P.O. Box 1001 (ZIP is 43266-0101)  
77 High Street, 27<sup>th</sup> Floor  
Columbus, OH 43215  
Mr. Steve Kelley  
614-466-2116  
Fax 614-466-9697  
skelley@odod.state.oh.us

**OKLAHOMA**

Oklahoma Census Data Center  
Oklahoma Department of Commerce  
900 N. Stiles Avenue  
Oklahoma City, OK 73104  
P.O. Box 26980 (Mailing address)  
Oklahoma City, OK 73126-0980  
Mr. Jeff Wallace  
405-815-5184  
Fax 405-815-5163  
Jeff\_Wallace@odoc.state.ok.us

**OREGON**

Center for Population Research and  
Census  
Portland State University  
506 SW Mill  
570J Urban  
Portland, OR 97201  
or P.O. Box 751  
Arlene Wallace  
503-725-3946  
Fax 503-725-5162  
arlenew@pdx.edu

**PENNSYLVANIA**

Pennsylvania State Data Center  
Institute of State and Regional Affairs  
Penn State Harrisburg  
777 West Harrisburg Pike  
Middletown, PA 17057-4898  
Ms. Sue Copella  
717-948-6336  
Fax 717-948-6754  
sdc3@psu.edu

**PUERTO RICO**

Puerto Rico Planning Board  
Minillas Governmental Center  
North Building, 14<sup>th</sup> Floor  
De Eiego Avenue Pda 22  
P.O. Box 41119  
Santurce, PR 00940-1119  
Ms. Lillian Torres Aguirre  
787-728-4430  
Fax 787-268-0506  
torres\_1@jp.gobierno.pr

**RHODE ISLAND**

Rhode Island Department of Administration  
Statewide Planning Program  
One Capitol Hill  
Providence, RI 02908-5873  
Mr. Mark Brown  
401-222-6183  
Fax 401-222-2083  
mbrown@planning.state.ri.us

---

**SOUTH CAROLINA**

Office of Research and Statistical Services  
South Carolina Budget and Control Board  
1000 Assembly St., Room 425  
Columbia, SC 29201  
Mr. Mike MacFarlane  
803-734-3780  
Fax 803-734-3619  
mmacfarl@ors.sc.gov

**SOUTH DAKOTA**

South Dakota State Data Center  
Business Research Bureau  
School of Business  
University of South Dakota  
414 E. Clark Street  
Vermillion, SD 57069  
Ms. Nancy Nelson, Director  
605-677-5287  
Fax 605-677-5427  
nnelson@usd.edu

**TENNESSEE**

University of Tennessee–Knoxville  
Center for Business and Economic Research  
804 Volunteer Blvd.  
102 Temple Court Building  
Knoxville, TN 37996-4170  
Ms. Joan Snoderly  
865-974-5441  
Fax 865-974-3100  
jsnoderly@utk.edu

**TEXAS**

Texas State Data Center  
and Office of the State Demographer  
Institute for Demographic and  
Socioeconomic Research (IDSER)  
College of Business  
Univ. of Texas at San Antonio  
One UTSA Circle  
San Antonio, TX 78249-0704  
Dr. Steve Murdock  
210-458-6543  
Fax 210-458-6541  
steve.murdock@utsa.edu

**UTAH**

Governor's Office of Planning & Budget  
Utah State Capital Complex, Suite E210  
P.O. Box 142210  
Salt Lake City, UT 84114-2210  
Douglas DeVore II  
801-538-1038  
Fax 801-538-1547  
ddevore@utah.gov

**VERMONT**

Center for Rural Studies  
University of Vermont  
207 Morrill Hall–UVM  
Burlington, VT 05405  
Mr. William “Chip” Sawyer  
802-656-3021  
Fax 802-656-4975  
william.sawyer@uvm.edu

**VIRGINIA**

Virginia Employment Commission  
703 East Main Street  
Richmond, VA 23219  
Mr. Don Lillywhite  
804-786-8624  
Fax 804-371-0412  
donald.lillywhite@vec.virginia.gov

**VIRGIN ISLANDS**

University of the Virgin Islands  
Eastern Caribbean Center  
No. 2 John Brewer's Bay  
Charlotte Amalie  
St. Thomas, VI 00802  
Dr. Frank Mills  
340-693-1027  
Fax 340-693-1025  
fmills@uvi.edu



---

**WASHINGTON**

Office of Financial Management  
Forecasting Division  
210 11<sup>th</sup> Ave., SW  
P.O. Box 43113  
Olympia, WA 98504-3113  
Ms. Yi Zhao  
360-902-0592  
Fax 360-725-5174  
yi.zhao@ofm.wa.gov

**WEST VIRGINIA**

West Virginia Development Office  
Capitol Complex  
Building 6, Room 620  
Charleston, WV 25305-0311  
Ms. Delphine Coffey  
304-558-4010  
Fax 304-558-3062  
dcoffey@wvdo.org

**WISCONSIN**

Department of Administration  
Demographic Services Center  
P.O. Box 8944  
101 E. Wilson Street St. 10<sup>th</sup> Fl  
P.O. Box 8944  
Madison, WI 53708-8944  
Philip Wells  
608-266-1927  
Fax 608-267-6917  
philip.wells@wisconsin.gov

**WYOMING**

Department of Admin. and Information  
Economic Analysis Division  
1807 Capitol Ave., Suite 206  
Cheyenne, WY 82002-0060  
Dr. Wenlin Liu  
307-777-7504  
Fax 307-632-1819  
wliu@state.wy.us

Note: If you plan to publish any information from this address list, you should be aware that changes are made regularly. For the latest list, contact the Customer Liaison and Marketing Services Office of the U.S. Census Bureau at 301-763-1305. Visit the Census Bureau's home page at <[www.census.gov](http://www.census.gov)>.





