









Land Cover Categories

(Ordered by Decreasing Acreage)

Agricultural

-  Corn
-  Soybeans
-  Alfalfa
-  Winter Wheat
-  Dry Beans
-  Sugarbeets
-  Misc. Veggies. & Fruits
-  Potatoes
-  Other Tree Nuts & Fruits
-  Oats
-  Grapes
-  Other Crops
-  Clover/Wildflowers
-  Barley
-  Rye
-  Other Hays
-  Christmas Trees
-  Peas
-  Sunflowers
-  Sorghum
-  W. Wht./Soy. Dbl. Crop.
-  Spring Wheat
-  Speltz
-  Other Small Grains
-  Watermelon
-  Canola
-  Millet

Non-Agricultural

-  Woodland
-  Wetlands
-  Urban/Developed
-  Grass/Pasture/Non-Ag
-  Water
-  Shrubland
-  Barren
-  Fallow/Idle Cropland

