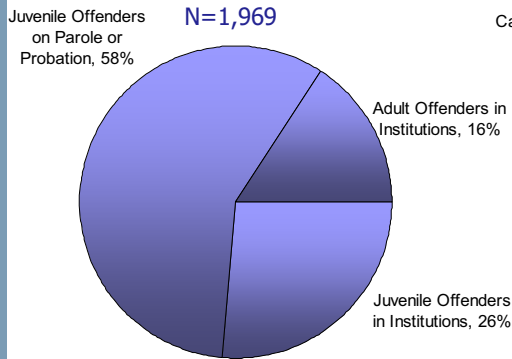


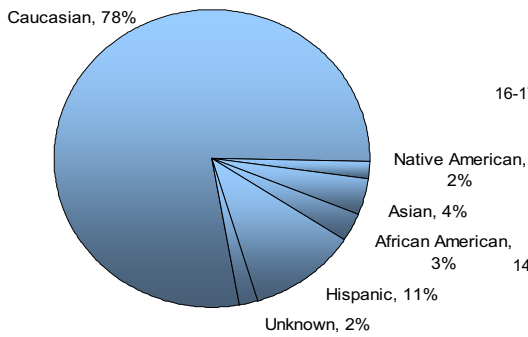
MISSION
To protect the public by holding youth offenders accountable and providing opportunities for reformation.



Total OYA Population

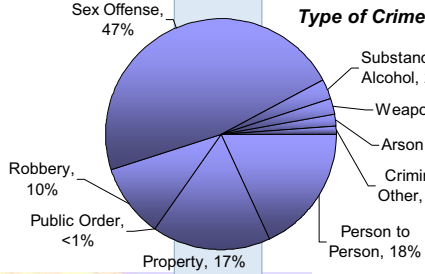
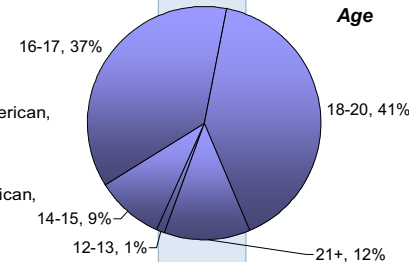
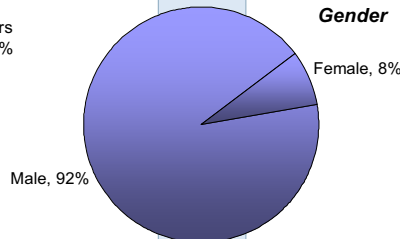
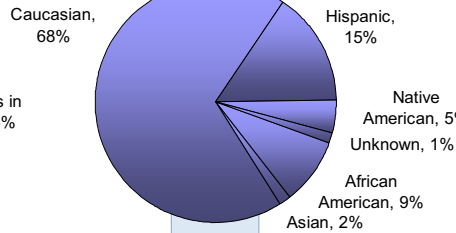


Ethnicity of Risk Population



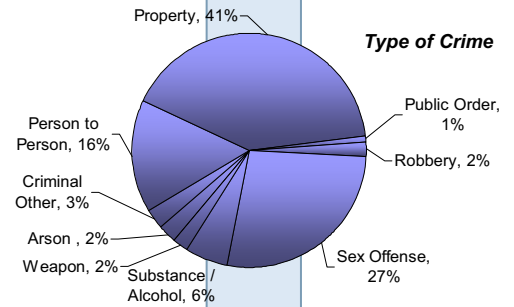
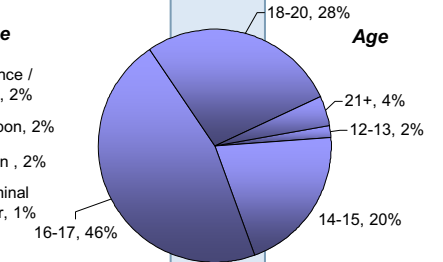
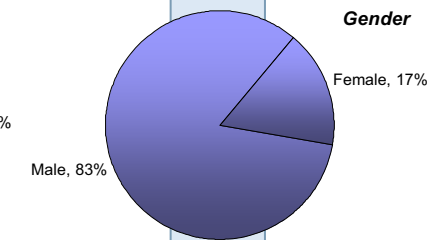
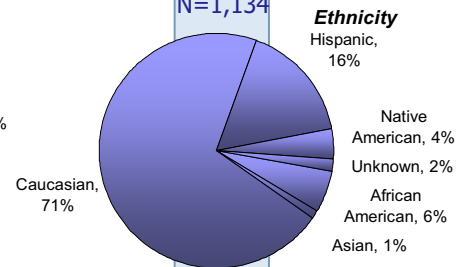
Close Custody

N=835



Community

N=1,134



Data Sources

Data as of 1/03/06 unless otherwise noted

- Juvenile Justice Information System
- Oregon Department of Education

OYA Offender Profile

Criminal Activity

- 2% Homicide Related
- 36% Sex Offense
- 14% Person Other
- 2% Arson
- 2% Weapon
- 31% Property Crimes
- 2% Criminal Other
- 1% Public Order Other
- 5% Substance/Alcohol
- 5% Robbery
- 100%

Social Characteristics

- 82% Used Alcohol or Drugs
- 59% Diagnosed Mental Health Disorders¹
- 9% Past Suicide Behavior
- 31% Sexually Abused
- 64% Special Education²
- 48% Parent Convicted of Crime²
- 19% Are Already Parents²
- 72% Deficient in School Credits²

90% have committed at least 1 felony crime
27% have had a prior weapon adjudication²

Data Source: Program Office, 2001-2006
¹Excluding Conduct Disorder
²Close Custody Only

Bob Jester, Director
Phil Lemman, Deputy Director

**SUPERVISION IN THE COMMUNITY
(January 2006)**

Youth on Parole	477
Youth on Probation	<u>657</u>
TOTAL	1,134

CLOSE CUSTODY CAPACITY

(January 2006)

Secure Facilities

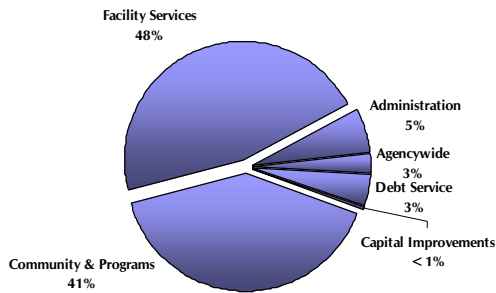
MacLaren YCF	345
Hillcrest YCF	180
North Coast YCF	25
Rogue Valley YCF	100
Eastern Oregon YCF	25
Tillamook YCF	50

Transition Programs

River Bend Facility	50
Camp Tillamook	25
Camp Florence	25
Corvallis House	<u>25</u>

TOTAL 850

2005-2007 LEGISLATIVELY ADOPTED BUDGET
\$245.6 Million Total Funds
\$207.2 Million General Fund



2004 AVERAGE LENGTH-OF-STAY (in days)

	Male	Female	Total
All Close Custody	499	434	492
Discretionary Bed Allocation	299	223	289
Public Safety Reserve	976	469	954
Department of Corrections	846	1599	912

**NUMBER OF EMPLOYEES
(December 31, 2005)**

SEIU	802
AFSCME	97
Mgmt/Unrepresented	<u>143</u>
TOTAL	1,042

Data Sources

Data as of 1/3/06 unless otherwise noted

- 2003-05 OYA Budget Documents
- Juvenile Justice Information System
- Office of Economic Analysis
- OYA Employee Services
- Portland State University

**DIVERSITY PROFILE
OF FULL-TIME
EMPLOYEES
(December 31, 2005)**

	Female	People of Color	Disabled
Overall	36.4%	16.1%	3.2%
Mgmt/Unrepresented	46.2%	11.2%	2.8%
Represented	30.1%	16.9%	3.2%