



Agricultural Marketing Service

Fruit and Vegetable Market News Branch

National Fruit and Vegetable Retail Report

Websites: www.marketnews.usda.gov/portal/fv and <http://www.ams.usda.gov/mnreports/fvwretail.pdf>

Volume II – Number 38

Issued Weekly

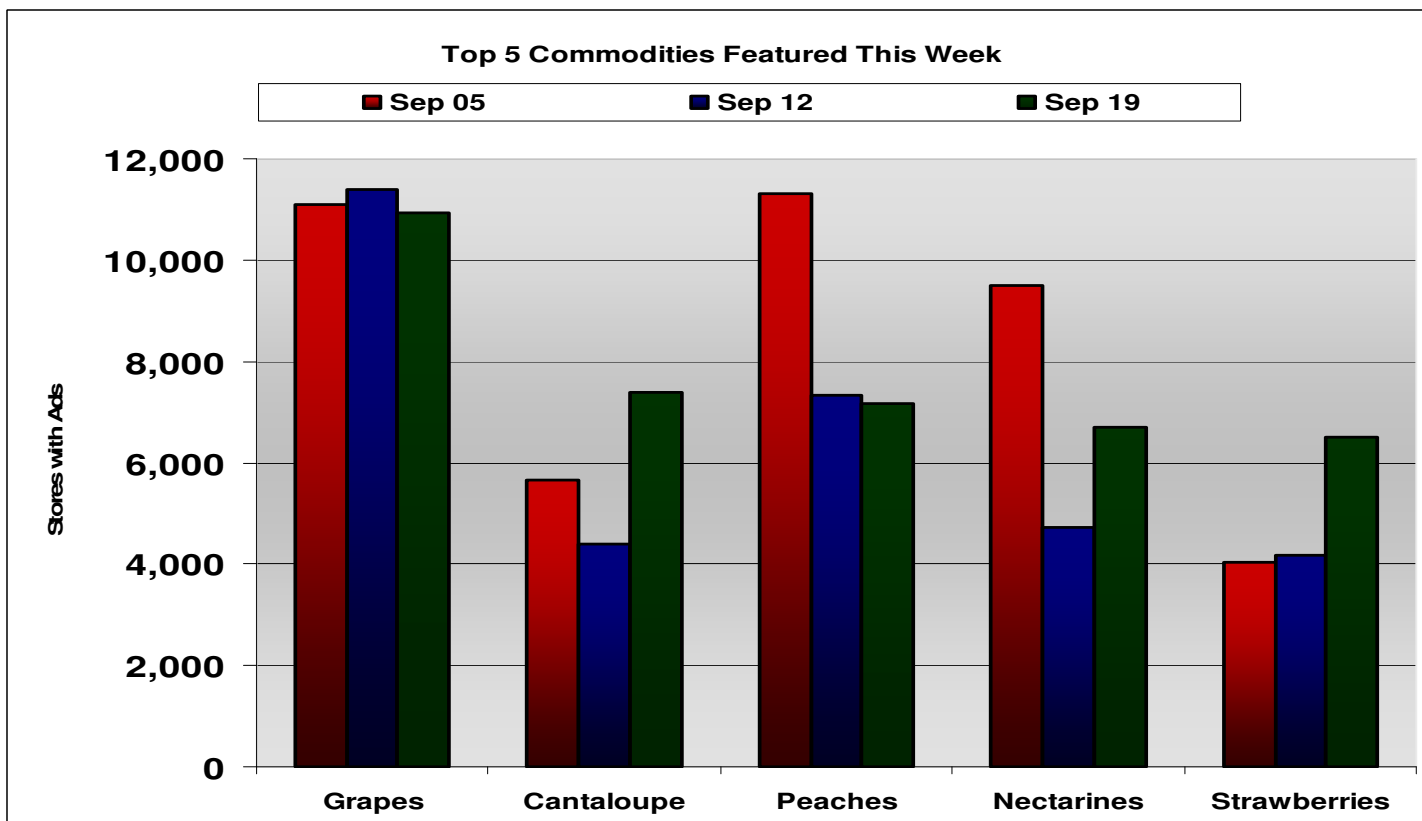
Friday, September 19, 2008

Advertised Prices for Fruits & Vegetables at Major Retail Supermarket Outlets 09/13 to 09/25^{1, 2}

Autumn-Themed Promotions Begin

There were occasional lingering end of summer promotions primarily in the Southwest region highlighting late summer crops, especially cantaloupes. Most ads this week, however, conveyed some type of autumn theme and began highlighting a variety of seasonal produce and flowers as well as candy and general merchandise for Halloween. In addition, there were quite a few football and tailgating themes and scattered ads promoting kosher items for the upcoming Rosh Hashanah holiday. Special savings promotions were abundant across the country and mostly consisted of “10 for \$10” and “buy-one-get-one-free”.

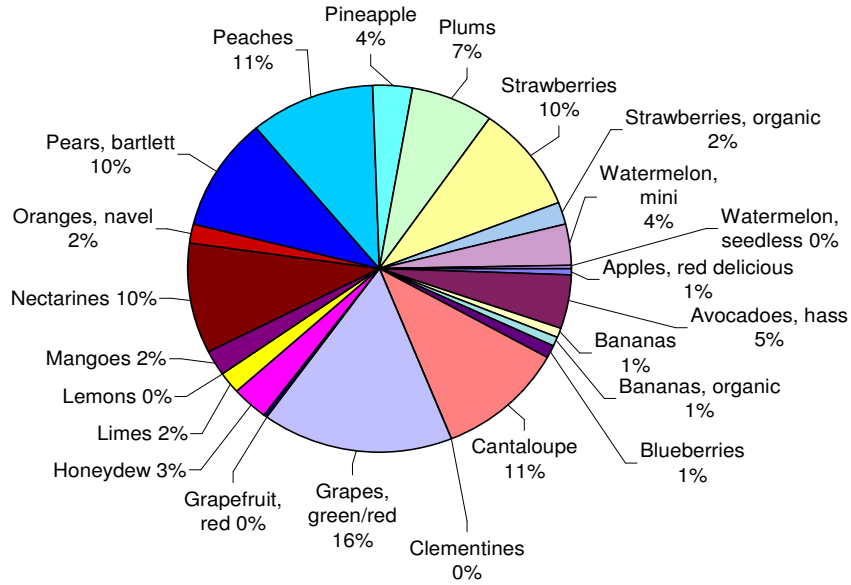
Overall this week, fresh produce ads were down slightly. This decline corresponded to a decrease of about 11% on vegetable ad activity and an increase of roughly 15% on fruits. The top 5 featured items were once again all fruits and included: grapes, cantaloupes, peaches, nectarines, and strawberries. These items accounted for 58% of all fruits and over 32% of total produce ads. Unlike the fruit ads which were highly concentrated on few items, vegetable ads were distributed widely across all items reported. Despite the decline in the number of vegetable ads, russet potatoes in 5 pound bags nearly quadrupled.



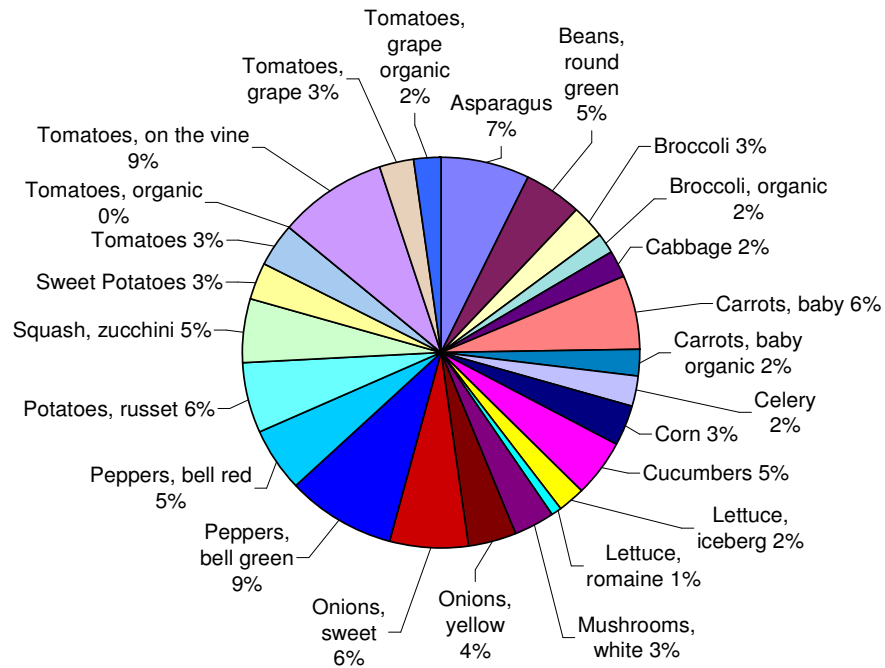
1 - Fruit and Vegetable Market News surveys more than 200 retailers, comprising roughly 17,000 individual stores, with online weekly advertised features.

2 - Date range reflects one week of data collection ending on the report release date and encompasses ad pricing good from the Saturday before report release date through the following Thursday.

**Fruits as Percentage of Total Fruit Ads
September 19, 2008**



**Vegetables as Percentage of Total Vegetable Ads
September 19, 2008**





NATIONAL SUMMARY

FRUIT	THIS WEEK		LAST WEEK		VEGETABLE	THIS WEEK		LAST WEEK	
	Stores with Ads	Wtd Avg Prices	Stores with Ads	Wtd Avg Prices		Stores with Ads	Wtd Avg Prices	Stores with Ads	Wtd Avg Prices
Apples, red delicious	428	1.02	203	0.98	Asparagus	3,744	2.72	4,644	2.56
Avocados, hass each	3,101	1.33	2,397	1.31	Beans, round green	2,463	1.35	2,725	1.23
Bananas	682	0.51	933	0.50	Broccoli per bunch	1,480	1.59	1,585	1.50
Bananas, organic	457	0.74	180	0.89	Broccoli, organic per bunch	785	2.11	39	1.99
Blueberries 4.4 oz pkg	723	2.77	649	3.29	Cabbage	1,167	0.47	864	0.48
Cantaloupe each	7,395	2.13	4,393	2.18	Carrots, baby 1 lb bag	3,207	1.29	5,301	1.43
Cherries					Carrots, baby organic 1 lb bag	1,038	1.68	2,789	1.84
Clementines 5lb container	155	6.82			Celery each	1,289	1.08	1,479	1.25
Grapes, green/red	10,937	1.39	11,398	1.54	Corn each	1,775	0.52	1,583	0.54
Grapefruit, red each	103	0.52	50	1.02	Cucumbers each	2,517	0.65	3,632	0.57
Honeydew each	2,089	3.03	1,369	2.58	Lettuce, iceberg each	1,082	1.10	1,229	1.03
Limes each	1,338	0.26	1,382	0.28	Lettuce, romaine each	450	1.43	536	1.19
Lemons each	87	0.53	460	0.62	Mushrooms, white 8 oz pkg	1,714	1.90	1,462	1.60
Mangoes each	1,350	1.09	2,464	1.03	Onions, yellow 3 lb bag	2,067	1.81	2,215	1.94
Nectarines, yellow flesh	6,713	1.52	4,711	1.58	Onions, sweet yellow	3,305	1.11	3,022	1.03
Oranges, navel each	1,182	0.69	1,546	0.70	Peppers, bell green each	1,883	0.71	1,435	0.66
Pears, bartlett	6,705	1.30	6,466	1.28	Peppers, bell green	2,678	1.48	2,314	1.42
Peaches, yellow flesh	7,180	1.59	7,329	1.64	Peppers, bell red each	1,418	1.26	1,410	0.83
Pineapple each	2,421	3.51	1,342	3.48	Peppers, bell red	1,256	2.05	2,563	2.20
Plums	4,596	1.64	6,002	1.63	Potatoes, russett 5 lb bag	3,058	2.83	777	2.75
Strawberries 1 lb pkg	6,500	2.80	4,161	2.74	Squash, zucchini	2,698	1.17	2,505	1.17
Strawberries, organic 1 lb pkg	1,326	3.32	831	3.46	Sweet potatoes	1,673	0.87	1,058	0.85
Watermelon, miniature each	2,399	3.31	1,021	2.34	Tomatoes	1,736	1.14	2,673	1.74
Watermelon, seedless each	214	4.96	63	2.43	Tomatoes, organic	8	2.99	223	2.99
					Tomatoes on the vine	4,604	1.87	5,124	1.90
					Tomatoes, grape 1 pint	1,547	2.58	2,663	2.31
					Tomatoes, grape organic 1 pint	1,087	2.91	2,395	2.95

Selected Seasonal and Other Weekly Items

ITEM	THIS WEEK		LAST WEEK		ITEM	THIS WEEK		LAST WEEK	
	Stores with Ads	Wtd Avg Prices	Stores with Ads	Wtd Avg Prices		Stores with Ads	Wtd Avg Prices	Stores with Ads	Wtd Avg Prices
Cantaloupe per lb	454	0.42	1,225	0.55	Round Red Potatoes 5 lb bag	464	3.16	650	3.44
Watermelon, seedless per lb	290	0.52	520	0.74	Navel Oranges per lb	1,523	1.54	2,326	1.58
Blackberries 6 oz	124	3.06	910	2.93	D'Anjou Pears per lb	207	1.49	47	1.32
Russet Potatoes per lb	695	0.95	226	1.03	Raspberries 6 oz	1,623	2.98	1,625	2.85
Russet Potatoes 10 lb bag	866	3.35	469	3.18	Blueberries pint	66	2.99	94	2.99

Wtd Avg = Simple weighted average
Prices are in dollars per pound unless otherwise stated.



Fruit and Vegetable Retail Report VOL. II – No. 38

Page 4

Week of Friday September 19, 2008

Region	NORTHEAST U.S.			SOUTHEAST U.S.			MIDWEST U.S.		
States	(CT,DE,MA,MD,ME,NH,NJ,NY,PA,RI,VT)			(AL,FL,GA,MS,NC,SC,TN,VA,WV)			(IA,IL,IN,KY,MI,MN,ND,NE,OH,SD,WI)		
Fruit	Price Range	Stores with Ads	Wtd. Avg	Price Range	Stores with Ads	Wtd. Avg	Price Range	Stores with Ads	Wtd. Avg
Apples, red delicious	0.98 - 0.99	223	0.98	0.98	68	0.98			
Avocados, hass	1.00 - 1.29 each	154	1.09	1.25 - 1.50 each	1,155	1.31	1.00 - 1.79 each	423	1.58
Bananas	0.50 - 0.59	396	0.52						
Bananas, organic	0.79	73	0.79	0.79	16	0.79	0.69	225	0.69
Blueberries	3.34 4.4 oz	26	3.34	2.00 - 3.50 4.4 oz	99	3.26	2.50 - 3.50 4.4 oz	501	2.56
Cantaloupe	0.99 - 3.00 each	1,706	2.45	1.88 - 3.49 each	2,231	2.32	1.50 - 2.99 each	1,264	2.16
Cherries									
Clementines	5.99 - 6.99 5lb container	155	6.82						
Grapes, green/red	0.88 - 2.49	2,836	1.54	0.98 - 1.99	2,247	1.47	0.88 - 2.29	1,705	1.39
Grapefruit, red									
Honeydew	2.50 - 3.99 each	496	3.30	2.00 - 3.50 each	1,164	3.07	2.50 - 3.00 each	291	2.76
Limes	0.14 - 0.40 each	461	0.29	0.33 each	107	0.33			
Lemons	0.33 - 0.67 each	48	0.59						
Mangoes	0.85 - 1.50 each	814	1.11	0.85 - 1.00 each	117	0.99	1.19 each	225	1.19
Nectarines	0.99 - 2.99	1,076	1.80	0.99 1.99	3,163	1.55	0.99 - 1.38	365	1.26
Oranges, navel	0.50 - 1.00 each	663	0.77	0.50 - 1.00 each	121	0.81	0.50 - 0.69 each	152	0.54
Pears, bartlett	0.98 - 2.00	2,339	1.51	0.99 - 1.79	1,794	1.23	0.99 - 1.59	754	1.28
Peaches	0.99 - 2.99	1,791	1.75	0.99 - 1.99	2,249	1.62	0.99 - 1.89	477	1.33
Pineapple	1.98 - 3.99 each	1,463	3.67	2.99 - 3.99 each	185	3.36	2.99 - 3.88 each	222	3.22
Plums	0.99 - 2.99	1,220	1.89	0.78 - 1.99	1,013	1.56	1.18 - 1.28	211	1.20
Strawberries	1.99 - 3.50 16 oz pkg	1,975	2.94	1.99 - 3.50 16 oz pkg	1,901	2.73	1.88 - 3.50 16 oz pkg	504	2.52
Strawberries, organic	3.99 16 oz pkg	73	3.99	3.00 - 3.99 16 oz pkg	91	3.59	3.00 - 3.79 16 oz pkg	838	3.22
Watermelon, miniature				3.00 - 3.50 each	697	3.17	3.00 each	251	3.00
Watermelon, seedless	5.99 each	141	5.99						

Wtd Avg = Simple weighted average
 Prices are in dollars per pound unless otherwise stated.



Fruit and Vegetable Retail Report VOL. II – No. 38

Page 5

Week of Friday September 19, 2008

Region	SOUTH CENTRAL U.S.			SOUTHWEST U.S.			NORTHWEST U.S.		
States	(AR,CO,KS,LA,MO,NM,OK,TX)			(AZ,CA,NV,UT)			(ID,MT,OR,WA,WY)		
Fruit	Price Range	Stores with Ads	Wtd. Avg	Price Range	Stores with Ads	Wtd. Avg	Price Range	Stores with Ads	Wtd. Avg
Apples, red delicious	0.77	80	0.77	1.29	8	1.29	1.50 - 1.59	49	1.57
Avocados, hass	0.33 - 1.50 each	303	1.23	0.40 - 1.99 each	576	1.11	0.69 - 2.50 each	490	1.56
Bananas				0.49 - 0.59	286	0.50			
Bananas, organic	0.79	135	0.79	0.89	8	0.89			
Blueberries	3.50 4.4 oz	56	3.50	2.50 - 3.00 4.4 oz	41	2.79			
Cantaloupe	0.77 - 2.99 each	938	2.23	0.69 - 2.50 each	1,206	1.19	1.50 - 2.99 each	50	1.83
Cherries									
Clementines									
Grapes, green/red	0.69 - 1.89	1,832	1.27	0.49 - 1.99	1,472	1.38	0.88 - 1.48	845	0.98
Grapefruit, red	0.44 each	80	0.44	0.25 - 0.99 each	23	0.80			
Honeydew	0.99 - 3.50 each	8	2.56	0.99 - 2.50 each	130	2.30			
Limes	0.10 - 0.25 each	255	0.22	0.20 - 0.25 each	503	0.25	0.25 each	12	0.25
Lemons				0.50 - 0.59 each	27	0.56	0.25 each	12	0.25
Mangoes	1.25 each	3	1.25	0.59 - 1.25 each	191	0.94			
Nectarines	0.79 - 1.99	1,194	1.28	0.50 - 1.99	868	1.55	0.79 - 1.29	47	1.07
Oranges, navel	0.50 each	246	0.50						
Pears, bartlett	0.69 - 1.33	627	1.19	0.33 - 1.69	861	0.91	0.50 - 1.69	330	1.40
Peaches	0.79 - 1.99	981	1.39	0.67 - 1.99	1,347	1.53	0.79 - 1.99	335	1.68
Pineapple	2.98 - 2.99 each	104	2.99	2.49 - 3.99 each	447	3.33			
Plums	0.87 - 1.99	764	1.36	0.88 - 1.99	1,170	1.73	0.99 - 1.69	218	1.64
Strawberries	2.00 - 3.50 16 oz pkg	667	2.76	1.99 - 3.00 16 oz pkg	1,213	2.87	2.50 16 oz pkg	240	2.50
Strawberries, organic	2.99 - 3.79 16 oz pkg	98	3.54	2.99 - 3.49 16 oz pkg	215	3.28	2.99 16 oz pkg	11	2.99
Watermelon, miniature	2.99 - 3.50 each	278	3.02	0.99 - 3.99 each	1,044	3.48	3.19 - 3.99 each	129	3.92
Watermelon, seedless	1.97 - 3.99 each	41	3.74	1.97 each	32	1.97			

Wtd Avg = Simple weighted average
 Prices are in dollars per pound unless otherwise stated.



Fruit and Vegetable Retail Report VOL. II – No. 38

Page 6

Week of Friday September 19, 2008

Region	NORTHEAST U.S.			SOUTHEAST U.S.			MIDWEST U.S.		
States	(CT,DE,MA,MD,ME,NH,NJ,NY,PA,RI,VT)			(AL,FL,GA,MS,NC,SC,TN,VA,WV)			(IA,IL,IN,KY,MI,MN,ND,NE,OH,SD,WI)		
Vegetable	Price Range	Stores with Ads	Wtd. Avg	Price Range	Stores with Ads	Wtd. Avg	Price Range	Stores with Ads	Wtd. Avg
Asparagus	1.88 - 3.99	1,723	3.18	1.88 - 3.99	791	2.70	1.99	72	1.99
Beans, round green	0.99 - 1.59	659	1.28	0.99 - 1.69	612	1.31	1.00 - 1.29	54	1.13
Broccoli	0.99 - 1.89 per bunch	320	1.48	1.50 - 2.50 per bunch	281	2.08	1.29 - 2.00 per bunch	424	1.48
Broccoli, organic	1.99 - 2.99 per bunch	566	2.26				1.66 - 2.50 per bunch	211	1.72
Cabbage	0.49 - 0.59	424	0.56	0.38 - 0.50	206	0.48	0.39 - 0.49	156	0.42
Carrots, baby	0.99 - 1.50 1 lb bag	1,187	1.33	0.99 - 1.50 1 lb bag	184	1.48	0.68 - 1.50 1 lb bag	751	1.19
Carrots, baby organic	1.50 - 2.50 1lb bag	543	1.76	1.79 1lb bag	10	1.79			
Celery	0.99 - 2.00 each	527	1.16	0.99 - 1.50 each	65	1.33	0.99 - 1.69 each	302	1.53
Corn	0.50 - 0.67 each	322	0.58	0.34 - 0.40 each	149	0.36	0.40 - 0.50 each	58	0.46
Cucumbers	0.33 - 0.79 each	968	0.63	0.50 - 0.98 each	538	0.58	0.50 - 0.79 each	275	0.69
Lettuce, iceberg				0.99 - 1.50 each	321	1.06	0.88 - 1.50 each	176	1.19
Lettuce, romaine	1.29 - 1.50 each	67	1.40	1.69 each	107	1.69	1.29 - 1.50 each	102	1.36
Mushrooms, white	1.99 - 2.00 8 oz pkg	197	1.99	1.50 - 2.69 8 oz pkg	767	1.83	1.68 - 2.00 8 oz pkg	154	1.76
Onions, yellow	1.49 - 1.99 3 lb bag	461	1.68	1.50 - 2.79 3 lb bag	321	2.02	1.50 - 1.99 3 lb bag	219	1.92
Onions, sweet yellow	0.99 - 1.99	1,008	1.20	0.69 - 1.69	1,767	1.07	0.69 - 1.00	214	0.89
Peppers, bell green	1.29 each	1	1.29	0.50 - 1.29 each	459	1.02	0.79 - 1.00 each	363	0.96
Peppers, bell green	0.79 - 1.99	1,717	1.49	0.98 - 1.99	887	1.51	1.49	21	1.49
Peppers, bell red				1.67 each	7	1.67	0.66 - 2.00 each	746	1.31
Peppers, bell red	0.98 - 3.99	868	1.97	1.25	22	1.25	2.99 - 3.29	106	3.06
Potatoes, russet	2.99 - 3.99 5 lb bag	298	3.21	1.92 - 3.99 5 lb bag	1,835	3.12	1.99 - 2.79 5 lb bag	212	2.35
Squash, zucchini	0.70 - 1.49	1,132	1.14	0.99 - 1.29	568	1.23	1.88	70	1.88
Sweet potatoes	0.48 - 0.99	1,279	0.91	0.50 - 0.89	282	0.68			
Tomatoes	0.99 - 1.98	525	1.30	0.92 - 1.69	404	1.08	0.99 - 1.99	257	1.66
Tomatoes, organic									
Tomatoes on the vine	1.69 - 2.99	1,122	2.43	1.48 - 1.99	2,051	1.73	1.19 - 1.69	482	1.47
Tomatoes, grape	1.00 - 3.00 1 pint	744	2.66	2.00 - 3.50 1 pint	135	2.51	1.50 - 2.50 1 pint	203	2.31
Tomatoes, grape organic	2.50 - 3.50 1 pint	354	3.01	2.50 - 3.50 1 pint	207	3.10	2.49 - 2.50 1 pint	253	2.50

Wtd Avg = Simple weighted average
 Prices are in dollars per pound unless otherwise stated.



Fruit and Vegetable Retail Report VOL. II – No. 38

Page 7

Week of Friday September 19, 2008

Region	SOUTH CENTRAL U.S.			SOUTHWEST U.S.			NORTHWEST U.S.		
States	(AR,CO,KS,LA,MO,NM,OK,TX)			(AZ,CA,NV,UT)			(ID,MT,OR,WA,WY)		
Vegetable	Price Range	Stores with Ads	Wtd. Avg	Price Range	Stores with Ads	Wtd. Avg	Price Range	Stores with Ads	Wtd. Avg
Asparagus	1.99 - 2.47	255	2.39	1.79 - 3.98	885	1.99	3.49	18	3.49
Beans, round green	0.97 - 1.99	493	1.33	0.97 - 1.99	394	1.50	1.49 - 1.99	251	1.51
Broccoli	1.18 - 2.50 per bunch	407	1.49	1.39 per bunch	48	1.39			
Broccoli, organic				1.99 per bunch	8	1.99			
Cabbage	0.33 - 0.50	121	0.43	0.25 - 0.33	62	0.27	0.39	198	0.39
Carrots, baby	0.99 - 1.50 1 lb bag	397	1.45	1.00 - 1.50 1 lb bag	633	1.16	1.00 - 1.50 1 lb bag	55	1.23
Carrots, baby organic	1.50 - 1.69 1 lb bag	64	1.63	0.97 - 1.50 1lb bag	151	1.39	1.00 - 2.00 1lb bag	270	1.68
Celery	0.88 - 0.99 each	37	0.98	0.44 - 0.89 each	140	0.76	0.33 - 0.78 each	218	0.37
Corn	0.44 each	118	0.44	0.33 - 0.75 each	1,112	0.54	0.33 each	16	0.33
Cucumbers	0.25 - 0.50 each	244	0.48	0.50 - 0.89 each	476	0.81	0.59 each	16	0.59
Lettuce, iceberg	0.78 - 0.99 each	47	0.91	0.89 - 1.29 each	320	1.02	0.99 - 1.29 each	218	1.27
Lettuce, romaine	1.25 - 1.50 each	174	1.33						
Mushrooms, white	1.00 - 2.00 8 oz pkg	99	1.83	2.00 - 2.50 8 oz pkg	77	2.35	1.50 - 2.50 8 oz pkg	420	1.99
Onions, yellow	1.00 - 1.79 3 lb bag	198	1.35	1.99 3 lb bag	658	1.99	1.48 - 1.49 3 lb bag	210	1.49
Onions, sweet yellow	0.99 - 1.25	207	1.24	0.69 - 1.49	64	1.29	0.59 - 0.88	45	0.64
Peppers, bell green	0.33 - 0.50 each	407	0.46	0.25 - 0.79 each	628	0.50	0.44 - 0.50 each	25	0.47
Peppers, bell green				0.50 - 0.99	53	0.61			
Peppers, bell red	0.67 - 1.00 each	216	0.94	0.69 - 1.00 each	130	0.96	1.00 - 1.50 each	319	1.45
Peppers, bell red	2.99	47	2.99	0.59 - 1.99	194	1.80	1.00 - 1.98	19	1.36
Potatoes, russet	0.99 - 3.00 5 lb bag	540	1.99	2.50 5 lb bag	98	2.50	1.48 - 2.50 5 lb bag	75	2.13
Squash, zucchini	0.97 - 1.29	136	1.17	0.69 - 1.29	742	1.12	0.98 - 1.29	50	1.05
Sweet potatoes	0.88	49	0.88	0.89	63	0.89			
Tomatoes	0.67 - 1.00	195	0.85	0.25 - 1.99	347	0.74	0.88	8	0.88
Tomatoes, organic							2.99	8	2.99
Tomatoes on the vine	1.89 - 2.50	298	2.18	1.99	314	1.99	0.99 - 1.99	337	1.04
Tomatoes, grape	1.50 - 2.50 1 pint	239	2.41	1.50 - 2.99 1 pint	213	2.86	1.66 1 pint	13	1.66
Tomatoes, grape organic	2.99 - 3.50 1 pint	255	3.03				2.99 1 pint	18	2.99

Wtd Avg = Simple weighted average
 Prices are in dollars per pound unless otherwise stated.



Weekly Snapshot of Organic Retail Features

This supplemental report is a list of other organic items found in the retail ads of those stores surveyed as part of the National Fruit and Vegetable Report. The prices shown are the range of prices encountered and are not weighted average prices. Descriptions of the items are largely as shown in the retail ads. Prices are in dollars.

Item	Unit of Sale	Price range
Apples, Gala	Per Lb	1.89 -2.99
Apples, Gala	3 Lb bag	3.49 -3.99
Apples, Gala	4 count pkg	3.99
Apples, Golden Delicious	Per Lb	1.99
Apples, Honeycrisp	Per Lb	1.99 -2.99
Apples, Jonagold	Per Lb	1.99
Apples, Red Delicious	Per Lb	2.99
Avocados, Hass	Each	0.97 -2.00
Beans, Green	Per Lb	3.50
Blackberries	6 oz cntrs	2.50 -3.99
Broccoli	Per Lb	0.97 -1.79
Broccoli Crowns	12 oz pkg	3.49
Cabbage	Per Lb	0.99
Cantaloupe	Each	2.00 -2.50
Carrots, Bunched with Tops	Bunch	1.79 -1.89
Carrots, Whole bagged	1 Lb Bag	1.00 -1.39
Cauliflower	Per Lb	1.48 -3.49
Celery	Per Lb	0.69 -1.00
Celery	Each	0.99 -2.50
Celery Hearts	Each	1.66 -2.00
Celery Hearts	Per Lb	1.99 -2.00
Celery Hearts	2 ct pkg	1.49 -3.00
Celery Hearts	8 oz pkg	1.99
Celery Hearts	16 oz pkg	2.50 -2.99
Charentais Melons	Per Lb	1.29
Eggplant	Each	1.00
Grapes, Black Seedless	Per Lb	2.49
Grapes, Green or Red Seedless	Per Lb	1.88 -3.99
Grapes, White Seedless	Per Lb	1.99
Kiwi	Each	0.50
Kiwi	4 count pkg	2.99
Leeks	Per Lb	1.99
Lettuce, Green or Red Leaf	Each	1.39 -2.00
Lettuce, Iceberg	Each	1.50
Lettuce, Iceberg	Per Lb	1.69
Lettuce, Romaine	Per Lb	1.69 -2.00

Wtd Avg = Simple weighted average
Prices are in dollars per pound unless otherwise stated.



Weekly Snapshot of Organic Retail Features

This supplemental report is a list of other organic items found in the retail ads of those stores surveyed as part of the National Fruit and Vegetable Report. The prices shown are the range of prices encountered and are not weighted average prices. Descriptions of the items are largely as shown in the retail ads. Prices are in dollars.

Item	Unit of Sale	Price range
Lettuce, Romaine Hearts	2 ct	2.99
Lettuce, Romaine, Baby	5-7 oz pkg	2.50 -3.99
Lettuce, Romaine, Baby	11 oz pkg	4.99 -5.99
Lettuce, Romaine, Baby	16 oz pkg	4.99 -5.99
Mangoes	Each	1.49 -1.50
Mushrooms, Whole White	8 oz pkg	2.00 -2.99
Nectarines	Per Lb	2.49
Onions, Green	4.5 oz pkg	1.29
Onions, Green	5.5 oz pkg	1.59
Onions, Red	Per Lb	1.29
Onions, Yellow	3 Lb bag	2.49 -2.99
Onions, Yellow	Per Lb	0.89 -1.29
Oranges, Valencia	4 Lb bag	2.99 -3.99
Oranges, Valencia	Per Lb	0.99 -1.50
Peaches	Per Lb	2.49
Pears, Bartlett	Per Lb	1.39 -2.49
Pears, Bartlett	3 Lb pkg	3.98
Pears, Bosc	Per Lb	1.99
Pears, Starkcrimson	Per Lb	2.99
Peppers Green	2 ct pkg	2.99
Peppers, Green or Red Bell	Per Lb	0.99 -2.99
Peppers, Variety colored	Per Lb	4.99
Plucots	Per Lb	1.99 -2.49
Plums	Per Lb	1.29 -1.59
Potatoes, Red	2 Lb bag	2.99
Potatoes, Russet	3 Lb bag	2.50
Raspberries	6 oz pkg	2.50 -3.99
Raspberries	4.4 oz pkg	2.00
Raspberries, Red	Half Pint pkg	2.00
Salad, Mixed Types	5-7 oz pkg	2.50 -3.99
Salad, Mixed Types	8-10 oz pkg	2.50
Salad, Mixed Types	10-12 oz pkg	4.99
Salad, Mixed Types	16 oz cntrs	4.99 -6.49
Spinach, Baby	5-7 oz clamshell	2.50 -3.99

Wtd Avg = Simple weighted average

Prices are in dollars per pound unless otherwise stated.



Weekly Snapshot of Organic Retail Features

This supplemental report is a list of other organic items found in the retail ads of those stores surveyed as part of the National Fruit and Vegetable Report. The prices shown are the range of prices encountered and are not weighted average prices. Descriptions of the items are largely as shown in the retail ads. Prices are in dollars.

Item	Unit of Sale	Price range
Spinach, Baby	16 oz pkg	4.99 -5.99
Squash, Acorn	Per Lb	1.99
Squash, Butternut	Per Lb	1.99
Squash, Yellow	Per Lb	2.50
Squash, Zucchini	Per Lb	1.48
Squash, Zucchini	2 ct pkg	2.99
Sweet Potatoes	Per Lb	0.99
Tomatoes, On the Vine	Per Lb	2.99
Tomatoes, Cherry	Per Pint	2.99
Tomatoes, Cherry	Per Lb	2.99
Tomatoes, Heirloom	Per Lb	1.99 -3.99
Tomatoes, Roma	Per Lb	1.39
Tomatoes, Slicing	Per Lb	1.48 -2.99
Yams	Per Lb	1.48 -2.49