

NRT-1

—— Hazardous Materials Emergency ——
———— Planning Guide ———

Updated 2001

NATIONAL RESPONSE TEAM

The National Response Team (NRT) – composed of 16 Federal agencies having major responsibilities in environmental, transportation, emergency management, worker safety, and public health areas -- is the national body responsible for coordinating Federal planning, preparedness, and response actions related to oil discharges and hazardous substance releases.

NRT member agencies are as follows: Environmental Protection Agency (Chair), Department of Transportation (U.S. Coast Guard) (Vice-Chair), Department of Commerce (National Oceanic and Atmospheric Administration), Department of the Interior, Department of Agriculture, Department of Defense, Department of State, Department of Justice, Department of Transportation (Research and Special Programs Administration), Department of Health and Human Services, Federal Emergency Management Agency, Department of Energy, Department of Labor, Nuclear Regulatory Commission, General Services Administration, and Department of the Treasury.

Under the Emergency Planning and Community Right-to-Know Act of 1986, the NRT is responsible for publishing guidance documents for the preparation and implementation of hazardous substance emergency plans.

NRT-1 2001 Update -Summary of Changes

The NRT issued Hazardous Materials Emergency Planning Guide (NRT-1) in 1987, as required by Emergency Planning and Community Right-to-Know Act, to provide planning guidance for state and local governments in the development of local emergency response plans. Since NRT-1 was originally issued, many of the reference materials cited in the document have either been withdrawn by the issuing agency or superseded by later editions; in addition, much of the agency contact information cited in NRT-1 has changed.

The NRT is issuing this update of NRT-1 to address outdated information in the 1987 version. References to obsolete guidance have been removed and, where applicable, replaced with references to current guidance documents. The contact information referenced in NRT-1 has been changed to reflect current information. Brief references to recent legislation (e.g., Oil Pollution Act, Risk Management Programs required by the Clean Air Act, and most recent National Contingency Plan (40CFR Part 300) have been incorporated to encourage plan integration and coordination. This updated version of NRT-1 includes new guidance on integrating local emergency response plans prepared and updated by Local Emergency Response Committees (LEPCs) with the planning requirements contained in recent legislation. Planners are encouraged to consult the new legislation cited in this document when updated LEPC plans

NRT-1

———— Hazardous Materials Emergency ————
———— Planning Guide ————

July 2001

NATIONAL RESPONSE TEAM

(Replaces Hazardous Materials Emergency Planning Guide dated March 1987)

Table of Contents

	PAGE
Preface	i
Background	ii
1. Introduction	1
1.1 The Need for Hazardous Materials Emergency Planning	1
1.2 Purpose of This Guide	1
1.3 How to Use This Guide	2
1.4 Requirements for Planning	4
1.4.1 Federal Requirements	4
A. National Contingency Plan	4
B. Emergency Planning and Community Right-to-Know Act	6
C. Resource Conservation and Recovery Act	7
D. Clean Air Act Risk Management Program Requirements	8
E. FEMA Emergency Operations Plan Requirements	8
F. Federal Radiological Emergency Response Plan	8
G. HAZWOPER	8
H. The Oil Pollution Act of 1990	9
1.4.2 State and Local Requirements	10
1.5 Related Programs and Materials	10
1.5.1 FEMA's Integrated Emergency Management System (SLG 101)	11
1.5.2 EPA's Chemical Emergency Preparedness and Prevention Office	11
1.5.3 DOT Materials	11
1.5.4 American Chemistry Council Community Awareness and Emergency Response and Transportation Community Awareness and Emergency Response Programs	11
1.5.5 Hazardous Materials Safety Assistance Team	12
1.5.6 Response to Terrorist Events	12
1.5.7 National Fire Protection Association	13
1.5.8 National Preparedness for Response Exercise Program	13
1.5.9 Chemical Hazards Response Information System	14
2. Selecting and Organizing the Planning Team	14
2.1 Introduction	14
2.2 The Planning Team	14
2.2.1 Forming the Planning Team	15
2.2.2 Respecting All Legitimate Interests	15

Table of Contents (Continued)

2.2.3 Understanding the Special Importance of Local Governments	15
2.2.4 Getting Local Industry Involved	16
2.2.5 Determining the Size of Planning Team	16
2.3 Organizing the Planning Process	17
2.3.1 Selecting a Team Leader	17
2.3.2 Organizing for Planning Team Responsibilities	18
2.4 Beginning to Plan	21
3. Tasks of the Planning Team	21
3.1 Introduction	21
3.2 Review of Existing Plans	21
3.3 Hazards Analysis: Hazards Identification, Vulnerability Analysis, Risk Analysis .	22
3.3.1 Developing the Hazards Analysis	23
3.3.2 Obtaining Facility Information	25
3.3.3 An Example of Hazards Analysis	27
3.4 Capability Assessment	30
3.4.1 Assessing Facility Resources	30
3.4.2 Transporter Resources	32
3.4.3 Community Resources	32
3.5 Writing an Emergency Plan	34
4. Developing the Plan	35
4.1 Introduction	35
4.2 Hazardous Materials Appendix to MultiHazard EOP	35
4.3 Single-Hazard Emergency Plan	36
5. Hazardous Materials Planning Elements	39
5.1 Introduction	39
5.2 Discussion of Planning Elements	40
6. Plan Appraisal and Continued Planning	65
6.1 Introduction	65
6.2 Plan Review and Approval	65
6.2.1. Internal Review	65
6.2.2. External Review	65

Table of Contents (Continued)

6.2.3. Plan Approval	66
6.3 Keeping the Plan Up-to-Date	66
6.4 Continuing Planning	68
6.4.1 Exercises	68
6.4.2 Incident Review	68
6.4.3 Training	69
APPENDIX A: EMERGENCY PLANNING AND COMMUNITY RIGHT-TO-KNOW ACT	A-1
APPENDIX B: LIST OF ACRONYMS AND RECOGNIZED ABBREVIATIONS	B-1
APPENDIX C: GLOSSARY	B-1
APPENDIX D: CRITERIA FOR ASSESSING STATE AND LOCAL PREPAREDNESS	D-1
APPENDIX E: BIBLIOGRAPHY	E-1
APPENDIX F: HOTLINE NUMBERS AND FEDERAL AGENCY WEBSITE ADDRESSES	F-1
APPENDIX G: NCP EXHIBITS	G-1

Preface

All over America, large and small communities are learning about nearby hazardous materials. Trains derail. Trucks overturn. Pipelines rupture. Ships collide and run aground. Facilities handling chemicals have accidental leaks and releases.

This guidance will help local communities prepare for incidents that may involve hazardous materials. Some communities already have integrated multihazard plans; other communities are only now beginning to plan. This guidance describes how to form a local planning team, find a team leader, identify and analyze hazards, identify existing response equipment and personnel, write a plan, and keep a plan up-to-date.

This guidance can be used both by local communities developing their own plan, and by Local Emergency Planning Committees (LEPCs) formed in accordance with the Emergency Planning and Community Right-to-Know Act of 1986 (EPCRA). This legislation makes it mandatory for LEPCs to prepare an emergency plan for possible releases of hazardous substances, and for fixed facilities to cooperate in this planning process. A detailed summary of this legislation appears in Appendix A; the legislation is referenced throughout this guide.

Information gathered during the planning process will help communities take steps to minimize the impact of incidents. Improved warning systems, increased training of industry and local response personnel in handling hazardous materials, and other efforts at the local level, can all make a community better prepared to

prevent and respond to hazardous materials incidents.

Each community must plan according to its own situation:

- The size of the community (smaller communities may have fewer hazards, but also fewer planning and response resources for the hazards they do have);
- The level of danger (small communities are sometimes surrounded by large industry or are transportation corridors between cities with large industries); and
- Preparedness for planning (some communities have active planning agencies, while other communities have yet to form their first planning committee).

There is no single right way to write a plan. This guidance presents a comprehensive approach to planning. Small communities with few planning resources, or communities with few or no threatening hazards, can choose the planning elements appropriate to their circumstances. Every community, however, should evaluate its preparedness for responding to a hazardous materials incident, and act accordingly.

Sixteen Federal agencies have cooperated to produce this guidance. We have tried to make this guide consistent with other guides that might be used during the planning process. We hope that this unified approach will help your community.

The Background of This Guidance

This Hazmat Emergency Planning Guide has been developed cooperatively by 16 Federal agencies. It is being published by the NRT in compliance with Section 303(f) of EPCRA (42 U.S.C. 11011 et seq.).

This guide replaces the Federal Emergency Management Agency's (FEMA) *Planning Guide and Checklist for Hazardous Materials Contingency Plans* (popularly known as FEMA-10).

This guide also incorporates material from the U.S. Environmental Protection Agency's (EPA) interim guidance for its Chemical Emergency Preparedness and Prevention Office (CEPPO) published late in 1985. Included are Chapters 2 ("Organizing the Community"), 4 ("Contingency Plan Development and Content"), and 5 ("Contingency Plan Appraisal and Continuing Planning"). EPA's Technical Guidance for Hazards Analysis (also known as the "Green Book") includes site-specific guidance, criteria for identifying extremely hazardous substances, descriptions of hazardous chemicals, and a list of such substances. Planners should use this general planning guide in conjunction with the CEPPO materials.

In recent years, the U.S. Department of Transportation (DOT) has been active in emergency planning. The Research and Special Programs Administration (RSPA) has published transportation-related reports and guides and has contributed to this general planning guide. The U.S. Coast Guard (USCG) has actively implemented planning and response requirements of the National Contingency Plan (NCP) and has contributed to this general planning guide.

The U.S. Occupational Safety and Health Administration (OSHA) and the U.S. Agency for Toxic Substances and Disease Registry (ATSDR) have assisted in preparing this general planning guide.

In addition to its FEMA-10, FEMA has developed and published a variety of planning-related materials. Of special interest here is *Guide for Development of State and Local Emergency Operations Plans* (known as SLG 101) that encourages communities to develop multihazard emergency operations plans (EOPs) covering all hazards facing a community (e.g., floods, earthquakes, hurricanes, as well as hazardous materials incidents). This general planning guide complements SLG 101 and indicates in Chapter 4 how hazardous materials planners can develop or revise a multihazard EOP. Chapter 4 also describes a sample outline for an emergency plan covering only hazardous materials, if a community does not have the resources to develop a multihazard EOP.

The terms *contingency plan*, *emergency plan*, and *emergency operations plan* are often used interchangeably, depending upon whether one is reading the NCP, SLG 101, or other planning guides. This guide consistently refers to *emergency plans* and *emergency planning*.

This guide will consistently use *hazardous materials* when generally referring to hazardous substances, petroleum, natural gas,* synthetic gas, acutely toxic chemicals, and other toxic chemicals. EPCRA uses the term *extremely hazardous substances* to indicate those chemicals that could cause serious irreversible health effects from accidental releases.

The major differences between this document and other versions proposed for review are the expansion of the hazards analysis discussion (Chapter 3) and the addition of Appendix A explaining the planning provisions of EPCRA.

* We recognize that natural gas is under a specific statute, but because this is a general planning guide, local planners may want to consider natural gas.

1. Introduction

1.1 The Need for Hazardous Materials Emergency Planning

Major disasters like that in Bhopal, India, in December 1984, which resulted in more than 2,000 deaths and over 100,000 injuries, are rare. Reports of spills and releases of hazardous materials, however, are increasingly commonplace. Thousands of new chemicals are developed each year. Citizens and officials are concerned about accidents (e.g., highway incidents, warehouse fires, train derailments, shipping accidents, industrial incidents) happening in their communities. Recent evidence shows that many people consider hazardous materials incidents to be the most significant threat facing local jurisdictions. The U.S. Department of Health and Human Services (HHS) gathered data on hazardous substance emergency events from 13 states between 1993 and 1998.

This study shows that the number of fixed-facility and transportation-related hazardous substance emergency events increased by 53 percent between 1993 and 1998.

Because of the risk of incidents involving hazardous materials incidents and because local governments will be completely on their own in the first stages of almost any such incident, communities need to maintain a continuing preparedness capacity. A specific, tangible result of being prepared is an emergency plan. Some communities might have sophisticated and detailed written plans but, if the plans have not recently been tested and revised, these communities might be less prepared than they think to handle a hazardous materials incident.

1.2 Purpose of This Guide

The purpose of this guide is to help communities plan for hazardous materials incidents.

Communities refers primarily to local jurisdictions. There are other groups of people, however, that can profitably use this guide. Rural areas with limited resources may need to plan at the county or regional level. State officials seeking to develop a state emergency plan that is closely coordinated with local plans can adapt this guidance to their purposes. Likewise, officials of facilities handling chemicals, railroad yards, and shipping and trucking companies can use this guidance to coordinate their own hazardous materials emergency planning with that of the local community.

Hazardous materials refers generally to hazardous substances, petroleum, natural gas, synthetic gas, acutely toxic chemicals, and other toxic chemicals. Extremely hazardous substances is used in EPCRA to refer to those

chemicals that could cause serious health effects following short-term exposure from accidental releases. EPA has listed 356 extremely hazardous substances for which emergency planning is required. Because this list may be revised, planners should contact EPA regional offices to obtain information or contact CEPPO or visit the CEPPO website. This guidance deals specifically with response to hazardous materials incidents--both at fixed facilities (manufacturing, processing, storage, and disposal) and during transportation (highways, waterways, rail, pipelines, and air). Plans for responding to radiological incidents and natural emergencies such as hurricanes, floods, and earthquakes are not the focus of this guidance, although most aspects of plan development and appraisal are common to these emergencies. Communities should see NUREG 0654/FEMA-REP-1 (Rev. 1) for assistance in radiological planning. (See Appendix C.) Communities should be prepared, however, for the possibility that natural

emergencies, radiological incidents, and hazardous materials incidents will cause or reinforce each other.

The objectives of this guide are to:

- Focus community attention on emergency preparedness and response;
- Provide information that communities will find useful in organizing the planning task;
- Furnish criteria to determine risk and to help communities decide whether they need to plan for hazardous materials incidents;
- Help communities conduct planning that is consistent with their needs and capabilities; and

- Provide a method for continually updating a community's emergency plan.

This guide will not:

- Give a simple "fill-in-the-blanks" model plan (because each community needs an emergency plan suited to its own unique circumstances);
- Provide details on response techniques; or
- Train personnel to respond to incidents.

Community planners will need to consult other resources in addition to this guide. Related programs and materials are discussed in Section 1.5.

1.3 How to Use This Guide

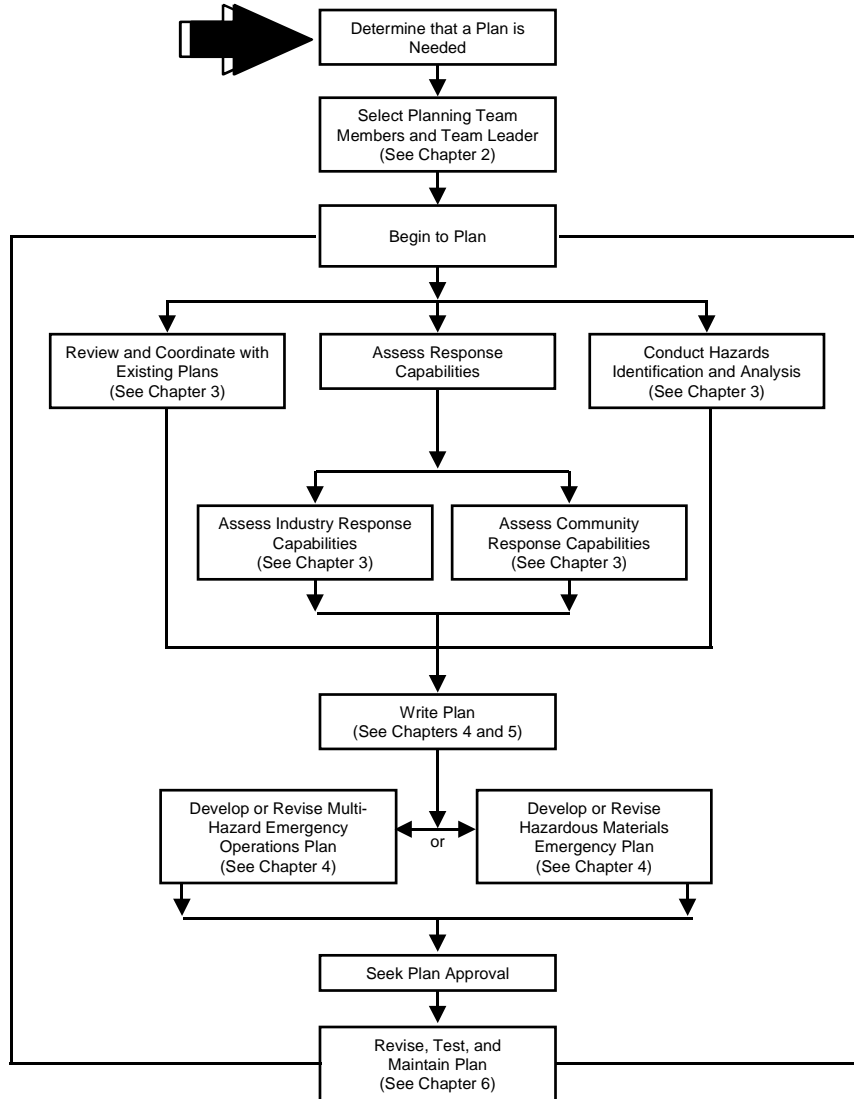
This guide has been designed so it can be used easily by communities with little or no planning experience and by those with extensive planning experience.

All planners should consult the decision tree in Exhibit 1 for assistance in using this guide.

Chapter 2 describes how communities can organize a planning team. Communities that are beginning the emergency planning process for the first time will need to follow Chapter 2 very closely in order to organize their efforts effectively. Communities with an active planning agency might briefly review Chapter 2, to be sure that all of the appropriate people are included in the planning process, and move on to **Chapter 3** for a detailed discussion of tasks for hazardous materials planning. Planners should review existing emergency plans, identify and analyze hazards, assess prevention and response capabilities, and then write or revise an emergency plan.

Chapter 4 discusses two basic approaches to writing an emergency plan: (a) incorporating hazardous materials planning into a multihazard EOP (see Section 1.5.1); and (b) developing or revising a plan dealing only with hazardous materials. Incorporating hazardous materials planning into a multihazard approach is preferable. Some communities, however, lack the capability and the resources to do this immediately. Communities that choose to develop or revise an EOP should consult FEMA's SLG 101 for specific requirements for the plan, in addition to the discussion in Section 1.5.1. Communities that choose to develop or revise a single-hazard plan for hazardous materials can use the sample outline of an emergency plan in Chapter 4 to organize the various hazardous materials planning elements. (Note: Communities receiving FEMA funds must incorporate hazardous materials planning into a multihazard EOP.)

Exhibit 1
OVERVIEW OF PLANNING PROCESS



Chapter 5 describes the elements to be considered when planning for potential hazardous materials incidents. All communities (both those preparing an EOP under the multihazard approach and those preparing a single-hazard plan) should carefully follow the instructions in Chapter 5 to ensure that they consider and include the planning elements related to hazardous materials.

Chapter 6 describes how to review and update a plan. Experience shows that many communities mistakenly assume that completing an emergency plan automatically ensures adequate preparedness for emergency response. All communities should follow the recommendations in Chapter 6 to ensure that emergency plans will be helpful during a real incident.

Appendix A is a summary for implementing the Emergency Planning and Community Right-to-Know Act of 1986. **Appendix B** is a list of acronyms and abbreviations used in this guidance.

Appendix C is a glossary of terms used throughout this guide. **(Because this guide necessarily contains many acronyms and technical phrases, local planners should regularly consult Appendixes B and C.)** **Appendix D** contains criteria for assessing state and local preparedness. Planners should use this appendix as a checklist to evaluate their hazards analysis, the legal authority for responding, the response organizational structure, communication systems, resources, and the completed emergency plan. **Appendix E** is a list of references on various topics addressed in this guidance. **Appendix F** is a listing of addresses of Federal agencies at the national level. Planners should contact the appropriate office for assistance in the planning process.

1.4 Requirements for Planning

Planners should understand Federal, state, and local requirements that apply to emergency planning. The information included in this section may change periodically. You should contact regional representatives of the offices discussed below for the most current information on Federal planning requirements. Appendix F lists contact information for Federal agencies.

1.4.1 Federal Requirements

This section discusses the principal Federal planning requirements found in the NCP; EPCRA; the Resource Conservation and Recovery Act (RCRA); the Risk Management Program (RMP); the Oil Pollution Act (OPA); FEMA's requirements for EOPs, and OSHA regulations.

A. *National Contingency Plan*

The National Oil and Hazardous Substances Pollution Contingency Plan (NCP), required by section 105 of the Comprehensive Environmental Response, Compensation, and Liability Act (CERCLA), establishes the roles and responsibilities of various federal agencies to provide for efficient, coordinated, and effective action to minimize damage from oil discharges

and hazardous substances releases. The NRT, comprised of representatives from 16 Federal agencies with major environmental, transportation, emergency management, worker safety, and public health responsibilities, is responsible for coordinating Federal emergency preparedness and planning on a nationwide basis.

An essential element of the NCP framework for response management is the Incident Command System (ICS) led by a unified command. This unified command approach brings together the functions of the federal government, state and local government, and the party responsible for an incident to achieve an effective and efficient response. Unified Command (UC) is a necessary tool for effectively managing multijurisdictional responses to oil spills and hazardous substances releases.

A key element of Federal support to local responders during hazardous materials transportation and fixed-facility incidents is a response by USCG or EPA On-Scene Coordinators (OSCs). The OSC is the Federal official predesignated to coordinate and direct Federal responses and removals under the NCP.

These OSCs are assisted by Regional Response Teams (RRTs) that are available to provide advice and support to the OSC and, through the OSC, to local responders.

Federal responses may be triggered by a report to the National Response Center, operated by the USCG. Provisions of the Federal Water Pollution Control Act (Clean Water Act or CWA), CERCLA (Superfund), and various other Federal laws require persons responsible for a discharge or release to notify the National Response Center immediately. The National Response Center Duty Officer promptly relays each report to the appropriate USCG or EPA OSC, depending on the location of an incident. Based on this initial report and any other information that can be obtained, the OSC makes a preliminary assessment of the need for a Federal response.

Managing a response, especially a complex, multi-jurisdictional response is one of the most important challenges facing the National Response System (NRS). The OSC, the state/local government representatives, and the responsible party all are involved with varying degrees of responsibility, regardless of the size or severity of the incident. Effective coordination between all of these groups at the scene of a response is a key factor in ensuring successful response to incidents.

The emphasis during spill response is on unified government and industry action. An ICS/UC is an efficient on-site tool to manage all emergency response incidents, and the UC is a necessary tool for managing multi-jurisdictional responses to oil spills or hazardous substance releases. The NCP states that the NRS functions as an ICS under the direction of the Federal On-Scene Coordinator (FOSC). When planned for and practiced, ICS/UC is viewed as the most effective response management system to address discharges or releases.

In every case, the OSC retains the authority to direct the spill response, and must direct responses to spills that pose a substantial threat to the public health or welfare of the United States. However, on occasion, the OSC will choose to assume a supervisory status. Here, the OSC oversees the actions of the responsible party and/or state/local governments providing support and advice where appropriate. This activity may or may not require the OSC or his/her representative to go to the scene of an

incident. The USCG has OSCs at 45 locations (zones) in 9 districts, and the EPA has OSCs in its 10 regional offices and in certain EPA field offices. (See Appendix F for appropriate Federal agency contact information and website addresses.)

RRTs are composed of representatives from Federal agencies and a representative from each state within a Federal region. During a response to a major hazardous materials incident involving transportation or a fixed facility, the OSC may request that the RRT be convened to provide advice or recommendations on specific issues requiring resolution.

As a result of amendments to OPA in 1990, the NCP was augmented to enhance preparedness and planning activities on the part of the Federal government. Subpart C of the NCP "Planning and Preparedness" (§300.200) summarizes emergency preparedness activities relating to discharges of oil and releases of hazardous substances, pollutants, or contaminants; describes the three levels of contingency planning under the National Response System (NRS); and cross-references state and local emergency preparedness activities under the Superfund Amendment and Reauthorization Act (SARA) Title III, also known as EPCRA. The organizational concepts of the NRS are depicted in the following figures in Appendix G: National Response System Concepts: Planning; National Response System Concepts: Relationship of Plans; and National Response System Concepts: Response.

EPCRA formalized local hazmat emergency planning as a component of the NRS and established the infrastructure that integrated emergency preparedness activities (e.g., exercises, chemical emergencies, response plans) at all levels of government.

At the regional level, planning and coordination is accomplished through the standing RRTs. Each standing RRT is responsible for developing and maintaining a Regional Contingency Plan (RCP), which is required under the NCP as part of the NRS. The purpose of the RCP is to ensure that the roles and responsibilities of Federal, state, local, and other responders at an incident site are clearly defined in advance of the incident. To the greatest extent possible, any RCP must follow the format of the NCP, and must be coordinated with state emergency response plans, Area

Contingency Plans (ACPs), and local emergency response plans, as described below.

Under OPA, Area Committees are charged with the responsibility to work with state and local officials to enhance contingency planning and to assure early planning for joint response efforts. In the same way that RRTs develop RCPs, Area Committees are required under the NCP to develop ACPs, which describe the strategy for a coordinated Federal, state, and local response to a discharge of oil or a release of a hazardous substance. The OSC responsible for the area oversees the process and works with the standing RRT and designated state, local, and Indian tribal representatives throughout the ACP's development. The standing RRT can review the ACP and serve as a mechanism to provide feedback and guidance to Area Committees to ensure inter-area consistency and consistency of individual ACPs with the RCP and the NCP.

Under EPCRA, a State Emergency Response Commission (SERC) is to be appointed by the Governor of each state. The SERC is to designate emergency planning districts, appoint LEPCs, supervise and coordinate their activities, and review local emergency response plans. Each LEPC prepares a local emergency response plan for its community and establishes procedures for receiving and processing requests from the public for information generated by requests under Title III reporting requirements.

The relationship of the NCP, ACPs, RCPs, and local plans is described in Figure 2 in Appendix G.

Appendix D of this guide contains an adaptation of extensive criteria developed by the NRT Preparedness Committee to assess state and local emergency response preparedness programs. These criteria should be used in conjunction with Chapters 3, 4, and 5 of this guide.

B. Emergency Planning and Community Right-to-Know Act

Significant requirements for hazardous materials emergency planning are contained in EPCRA. (See Appendix A for a detailed summary on implementing EPCRA.)

EPCRA requires the establishment of SERCs,

emergency planning districts, and LEPCs. The Governor of each state appoints a SERC whose responsibilities include designating emergency planning districts; appointing local emergency planning committees for each district; supervising and coordinating the activities of planning committees; reviewing emergency plans; receiving chemical release notifications; and establishing procedures for receiving and processing requests from the public for information about and copies of emergency response plans, material safety data sheets, and chemical inventory forms.

Forming emergency planning districts is intended to facilitate the preparation and implementation of emergency plans. Planning districts may be existing political subdivisions or multijurisdictional planning organizations. The LEPC for each district must include representatives from each of the following groups or organizations:

- Elected state and local officials;
- Law enforcement, firefighting, health, local environmental, hospital, and transportation personnel;
- Broadcast and print media;
- Community groups; and
- Owners and operators of facilities subject to the requirements of EPCRA.

Each LEPC is to establish procedures for receiving and processing requests from the public for information about and copies of emergency response plans, material safety data sheets, and chemical inventory forms. The committee must designate an official to serve as coordinator of information.

Facilities are subject to emergency planning and notification requirements if a substance on EPA's list of extremely hazardous substances is present at the facility in an amount above the threshold planning quantity for that substance (40 CFR part 355). The Title III Consolidated List of Lists provides more detail on regulated substances and can be found at www.epa.gov/ceppo. The owner or operator of each facility subject to these requirements must notify the appropriate SERC that the facility is subject to the requirements.

Each facility must also notify the appropriate

LEPC of a facility representative who will participate in the emergency planning process as a facility emergency coordinator. Upon request, facility owners and operators are to provide the appropriate LEPC with information necessary for developing and implementing the emergency plan for the planning district.

EPCRA provisions help to ensure that adequate information is available for the LEPC to know which facilities to cover in the plan. (See Appendix A for a discussion of how the LEPC can use information generated by EPCRA.) Section 303(d)(3) requires facility owners and operators to provide to the LEPC whatever information is necessary for developing and implementing the plan.

When there is a release of a chemical identified by EPCRA, a facility owner or operator, or a transporter of the chemical, must notify the community emergency coordinator for the LEPC for each area likely to be affected by the release, and the SERC of any state likely to be affected by the release. (This EPCRA requirement does not replace the legal requirement to notify the National Response Center for releases of CERCLA Section 103 hazardous substances.)

Each LEPC reviews its emergency plan annually. The committee also evaluates the need for resources to develop, implement, and exercise the emergency plan; and makes recommendations with respect to additional needed resources and how to provide them. Each emergency plan must include facilities and transportation routes related to specific chemicals; response procedures of facilities, and local emergency and medical personnel; the names of community and facility emergency coordinators; procedures for notifying officials and the public in the event of a release; methods for detecting a release and identifying areas and populations at risk; a description of emergency equipment and facilities in the community and at specified fixed facilities; evacuation and shelter-in-place plans; training programs; and schedules for exercising the emergency plan. (These plan requirements are listed in greater detail in Chapter 5.) The completed plan shall be reviewed by the SERC and, at the request of the LEPC may be reviewed by the Federal RRT.

Finally, with regard to planning, EPCRA requires the NRT to publish guidance for the preparation

and implementation of emergency plans. This Hazardous Materials Emergency Planning Guide is intended to fulfill this requirement. Other EPCRA provisions supporting emergency planning are discussed in Appendix A.

C. *Resource Conservation and Recovery Act*

The Resource Conservation and Recovery Act (RCRA) established a framework for the proper management and disposal of all wastes. The Hazardous and Solid Waste Amendments of 1984 (HSWA) expanded the scope of the law and placed increased emphasis on waste reduction, corrective action, and treatment of hazardous wastes.

Under Subtitle C of RCRA, EPA identifies hazardous wastes, both in generic terms and by listing specific wastes and industrial process waste streams; develops standards and regulations for proper management of hazardous wastes by the generator and transporter, which include a manifest that accompanies waste shipments; and develops standards for the treatment, storage, and disposal of the wastes. These standards are generally implemented through permits which are issued by EPA or an authorized state. To receive a permit, persons wishing to treat, store, or dispose of hazardous wastes are required to submit permit applications, which must include a characterization of the hazardous wastes to be handled at the facility, demonstration of compliance with standards and regulations that apply to the facility, and a contingency plan. Opportunities for public comment by local governments and the public on the facility's contingency plan are required. It is important that local emergency response authorities be familiar with contingency plans of these facilities. Coordination with local community emergency response agencies is required by regulation (40 CFR 264.37), and EPA strongly encourages active community coordination of local response capabilities with facility plans.

When a community is preparing an emergency plan that includes underground storage tanks (containing either wastes or products), it should coordinate with EPA's regional offices, the states, and local governments. Underground storage tanks are regulated under Subtitle C or I of RCRA.

D. Clean Air Act Risk Management Program Requirements

Section 112(r) of the Clean Air Act (CAA) requires EPA to publish regulations and guidance for the prevention of accidental releases to air of chemicals that could cause severe harm from short-term exposures. In 1996, EPA published the RMP rule, which requires certain facilities to develop and implement prevention and emergency response programs, to conduct offsite consequence analyses, and to submit a risk management plan that summarizes the programs. Facilities subject to the RMP rule are those that have more than specified quantities of 140 acutely toxic or highly flammable substances. The rule can be found at 40 CFR part 68. EPA has published materials ("RMPs Are on the Way" and "Chemical Safety in Your Community, Implementing EPCRA and Understanding RMPs") to help LEPCs understand and use RMP information. Electronic copies of the regulation and related publications, as well as RMP information submitted by specific facilities can be found at www.epa.gov/ceppo.

E. FEMA Emergency Operations Plan Requirements

Jurisdictions receiving FEMA funds as part of Emergency Management Performance Grants (EMPG) are required under 44 Code of Federal Regulations (CFR) part 302 to prepare an EOP that meets certain minimum requirements. These state and local EOPs must identify personnel, equipment, facilities, supplies and other resources in the jurisdiction that may be required to respond to an emergency. The plan should also detail coordinated actions to be taken in the event of disaster.

Under the EMPG program, latitude is given to jurisdictions in meeting this requirement. NRT-1, and other guidance, will be helpful in developing effective operating plans.

The Federal Response Plan (FRP) provides a mechanism for coordinating delivery of Federal assistance and resources to augment the efforts of state and local governments overwhelmed by a major disaster or emergency. The FRP coordinates the efforts of 27 Federal departments and agencies, including the American Red Cross. Assistance is provided through 12 Emergency Support Functions (ESF)s. ESF #10 deals with

hazardous materials. EPA has the technical lead for ESF #10 to provide aid to state and local jurisdictions in an FRP activation.

F. Federal Radiological Emergency Response Plan

The Federal Radiological Emergency Response Plan (FRERP) describes how the Federal government will respond to accidents involving nuclear material. Local jurisdictions that are near operating commercial nuclear power plants are part of the FRERP. Exercises are conducted at nuclear power plants with offsite authorities every two years.

G. HAZWOPER

SARA Title III required the Occupational Safety and Health Administration (OSHA) to issue a safety and health regulation for employers involved in hazardous waste operations and emergency response (HAZWOPER). Paragraph (q) of the HAZWOPER standard, 29 CFR 1910.120 or 1926.65, requires employers whose employees are assigned to respond to releases of hazardous substances at any location, at their regular work location, or from a duty station such as a fire department, fire brigade, or emergency medical service, to have an emergency response plan in accordance with paragraph (q)(2). As also required by SARA, OSHA's HAZWOPER standard is adopted by EPA at 40 CFR 311 for state and local government employees in Federal-OSHA states and extends coverage to volunteers in those states. Federal employers must comply with OSHA standards or implement comparable provisions.

The emergency response plan mandated by HAZWOPER must include: (1) pre-emergency planning and coordination with outside parties; (2) personnel roles, lines of authority, training, and communication; (3) emergency recognition and prevention; (4) safe distances and places of refuge; (5) site security and control; (6) evacuation routes and procedures; (7) decontamination; (8) emergency medical treatment procedures; (9) emergency alerting and response procedures; (10) critiques of response and follow-up; and (11) personal protective equipment and emergency equipment. Employers may use the local or state emergency response plans, or both, as part of the emergency response plan to avoid duplication. Likewise, those items of the emergency response

plan properly addressed by SARA Title III plans may be substituted into the employer's emergency response plan required under paragraph (q)(2). Employers may also meet HAZWOPER's emergency response plan provisions by following the NRT's Integrated Contingency Plan guidance, which can be found at <http://www.nrt.org/nrt/home.nsf/ba1c0a482258334785256449000567e2/205d7233067929688525646c00742664?OpenDocument>. One important requirement in the standard is to use a site-specific ICS to coordinate and control the communication between all site emergency responders during an emergency involving hazardous substances.

Employers involved in clean-up of uncontrolled hazardous waste sites, remediation of RCRA corrective actions, and operation of hazardous waste treatment, storage, and disposal (TSD) facilities must also have an emergency response plan with similar elements, in accordance with 1910.120(l)(2) or 1910.120(p)(ii). (See 29 CFR Part 1910.120 [Appendix C of the rule provides specific guidance for compliance] or visit the OSHA web site at www.osha.gov.)

A key provision of OSHA's emergency planning provisions under HAZWOPER is that employers have to coordinate their emergency response plans with outside parties such as LEPCs and local response organizations.

H. The Oil Pollution Act of 1990

The Clean Water Act (a.k.a. CWA, the Federal Water Pollution Control Act, and FWPCA) provides the basis for the NRS. Key planning requirements are embodied in this statute, which has been amended several times by various public laws, including in 1990, by OPA. OPA was enacted to strengthen the national response system. It provides for better coordination of spill contingency planning among Federal, state, and local authorities. Some of the requirements that stem from this Act are: the NCP; ACPs; Response Plans for tank vessels, offshore facilities and certain onshore facilities; emergency response drills; inspection of response equipment; and EPA's listing of hazardous substances other than oil.

Area Committees and Area Contingency Plans:
The OPA amendment to the CWA established,

among other things, new planning entities and requirements for the NRS to deal specifically with oil spills and CWA hazardous substances during preparedness and response. The Area Committee is one such entity, and ACPs are planning requirements initiated by OPA. These committees and plans are designed to improve coordination among the national, regional, and local planning levels and to enhance the availability of trained personnel, necessary equipment, and scientific support that may be needed to adequately address all discharges. In the inland zone, where there are region-wide ACPs, subarea plans provide the detailed information required by the NCP.

EPA has provided for LEPCs and SERCs to have input into this area contingency planning process. The LEPC's primary responsibility is to develop an emergency response plan for potential chemical accidents. SERCs are responsible for supervising and coordinating the activities of the LEPCs and for reviewing local emergency response plans for chemical accidents. Thus, the LEPCs and SERCs' expertise in planning for response to chemical releases (including releases of hazardous substances) allows the Area Committees to effectively address hazardous substance planning issues, as necessary.

Under OPA, Area Committees also are charged with the responsibility to work with state and local officials to enhance contingency planning and to assure early planning for joint response efforts. Among the things Area Committee assistance should include are appropriate procedures for the following: mechanical recovery; dispersal; shoreline clean-up; protecting sensitive environmental areas; protecting, rescuing, and rehabilitating fisheries and wildlife.

Area Committees also should help state and local planners to expedite decisions for the use of dispersants and other mitigating substances and devices. Under the approval scheme presented in the NCP, the Area Committee serves as an advocate for the dispersant use plan, while the RRT decides whether the plan is adequate and may address region-wide or cross-regional issues. This provides a necessary forum for dispersant use review.

There is a slightly different procedure for spill situations that are not addressed by the pre-authorization plans. In this case, the OSC

(with the concurrence of the EPA representative to the RRT and, as appropriate, the concurrence of the RRT representatives from the states with jurisdiction over the navigable waters threatened by the release or discharge, and in consultation with the Department of Commerce (DOC) and Department of the Interior (DOI) natural resource trustees, when practicable) may authorize the use of dispersants, surface washing agents, surface collecting agents, bioremediation agents, or miscellaneous oil spill control agents on the oil discharge, provided that the products are listed on the NCP Product Schedule.

Oil and hazardous substance response plans for facilities and vessels: Another element of OPA, requires the preparation and submission of response plans for tank vessels, offshore facilities, and onshore facilities that could reasonably be expected to cause substantial harm to the environment by discharging oil and hazardous substances into or upon the navigable waters, adjoining shorelines, or the exclusive economic zone. Submitted response plans must:

- Be consistent with the NCP and the applicable ACP;
- Identify a qualified individual with responsibility to activate the response plan;
- Identify and ensure by contract or other approved means the availability of private personnel and equipment necessary to remove a worst case discharge (including a discharge resulting from fire or explosion), and to mitigate or prevent a substantial threat of such a discharge;
- Describe the training, equipment testing, periodic unannounced drills, and the response action of persons on the vessel or facility;
- Be periodically updated; and
- Be resubmitted for approval of each significant change.

1.4.2 State and Local Requirements

Many states have adopted individual laws and regulations that address local government involvement in hazardous materials. Local authorities should investigate state requirements and programs before they initiate preparedness and planning activities.

Emergency plans should include consideration of any state or local community right-to-know laws, state OSHA rules, local fire codes, and other requirements. When these laws are more demanding than the Federal law, the state and local laws sometimes take precedence over the Federal law. The members of the State Emergency Response Commission and the Local Emergency Planning Committee represents an excellent resource for identifying these sorts of requirements. CEPPO maintains a list of State Emergency Response Commission (SERC) contacts at www.epa.gov/serclist.htm. The SERCs will be able to identify the active LEPCs in your community, if you are not already a member.

1.5 Related Programs and Materials

Because emergency planning is a complex process involving a variety of issues and concerns, community planners should consult related public- and private-sector programs and

materials. Selected examples of planning programs and materials that may be used in conjunction with this guide follow. The information included in this section may change

periodically. You should contact regional representatives in the offices discussed below for the most current information on Federal planning requirements.

1.5.1 FEMA's Integrated Emergency Management System (SLG 101)

FEMA's Guide for All-Hazard Emergency Operations Planning (SLG-101) provides information for emergency management planners. This guide provides state and local government with information about FEMA's concept for developing risk-based, all hazard emergency plans. SLG-101 provides extensive guidance in the coordination, development, review, validation, and revision of EOPs.

NRT-1 compliments the information contained in the hazardous materials annex (Annex C) of SLG 101. Communities should obtain a SLG 101 from FEMA and follow its guidance carefully. All communities, even those with sophisticated multi-hazard EOPs, should consult Chapter 5 of NRT-1 to ensure adequate consideration of hazardous materials issues.

1.5.2 EPA's Chemical Emergency Preparedness and Prevention Office

For 15 years, EPA has had in place a comprehensive strategy to deal with planning for the problem of toxics released to the air. CEPPPO addresses accidental releases of acutely toxic chemicals. Its program has three goals: to increase community awareness of chemical hazards, to enhance state and local emergency planning for dealing with chemical accidents, and to prevent accidental releases. Many of the CEPPPO goals and objectives are included in EPCRA (see Section 1.4.1). CEPPPO has developed a variety of materials (including technical guidance, Computer-Aided Management of Emergency Operations (CAMEO) software, descriptions of hazardous chemicals and lists, and risk management plan information) designed to complement this guidance and to help communities identify and analyze hazards as described in Chapter 3 of this guide. CEPPPO materials can be obtained by writing EPA (See page F-1) or visiting the CEPPPO website at www.epa.gov/ceppo/.

1.5.3 DOT Materials

The *DOT Emergency Response Guidebook* provides guidance for firefighters, police, and other emergency services personnel to help them protect themselves and the public during the initial minutes immediately following a hazardous materials incident. This widely used guidebook is keyed to the identification placards required by DOT regulations to be displayed prominently on vehicles transporting hazardous materials. All first responders should have access to copies of the *DOT Emergency Response Guidebook* and know how to use it. (See Page F-I for DOT's contact information and website address.)

The Hazardous Materials Emergency Preparedness (HMEP) grants program was established by Hazardous Materials Transportation Uniform Safety Act of 1990. It was designed to support the framework and working relationships established within the NRS and EPCRA or SARA Title III. The HMEP grant program provides financial and technical assistance as well as national direction and guidance to enhance state, Territorial, Tribal, and local hazardous materials emergency planning and training. The program distributes fees collected from certain shippers and carriers of hazardous materials (hazmat) to emergency responders for hazmat training and to LEPCs for hazmat planning. Approximately \$60 million has been awarded since the program began in 1993. This funding has been used to train, in part, over 810,000 emergency responders, conduct nearly 2,600 commodity flow surveys, support approximately 4,500 exercises, and distribute 17,000 HMEP training curriculum guidelines. Federal coordination of the HMEP grant program is accomplished through the Training and Curriculum subcommittee of the NRT's Preparedness Committee, co-chaired by DOT and FEMA.

Videos, training materials, fact sheets, newsletters, and other safety related information are available from RSPA. A list of available materials is located on the Hazmat Safety website at: <http://hazmat.dot.gov>.

1.5.4 American Chemistry Council Community Awareness and Emergency Response and Transportation Community Awareness and Emergency Response Programs

The American Chemistry Council (ACC) encourages relationships with communities and others through its Responsible Care® initiative. The Transportation Community Awareness and Emergency Response (TRANSCAER®) program, which is partly sponsored by ACC, promotes relationships between chemical manufacturers, transporters, communities, and others involved in the transportation of hazardous materials. The program works to coordinate with local communities in the development of emergency plans for responding to hazardous materials incidents along transportation corridors. Community Awareness and Emergency Response (CAER) encourages companies to work with the communities in which they operate on emergency planning and response. CAER also encourages companies to communicate openly with its neighbors. During the planning process chemical industry representatives can be especially helpful because of their knowledge of chemical risk and behavior. In addition, chemical plant officials and transportation industry representatives may be willing to share equipment and personnel during response operations. Local planners should contact TRANSCAER® (www.transcaer.org) or their local plant sites for more information or to determine what assistance might be available.

1.5.5 Hazardous Materials Safety Assistance Team

RSPA established the Hazardous Materials Safety Assistance Team (HMSAT) to make industry aware of the hazardous materials regulations (HMR), to help businesses find the resources needed to comply with the HMR, and to provide technical assistance to the hazardous materials community. HMSAT efforts are coordinated from DOT headquarters in Washington, DC and team members are located at each of RSPA's regional offices in California, Georgia, Illinois, New Jersey, and Texas. The goal of the HMSAT is to increase hazardous materials transportation safety through increased awareness and training.

1.5.6 Response to Terrorist Events

Terrorist events can be described as intentional acts by individuals or groups that are intended to injure or otherwise terrorize innocent people within a community. In the event such a act is perpetrated in your community, two things can be

accurately predicted. (1) There will be a tremendous number of citizens either injured or agitated by the event; probably more than your community can handle without outside assistance. (2) There will be both a state and a Federal response as soon as the event is identified as a terrorist action. It should also be noted that, in all the preparedness activities related to this issue, any community that has planned for chemical emergencies as laid out in this guidance has been recognized by national specialists as being well on the way to being prepared to handle even the extremes of a terrorist attack.

If there are mass casualties in your community, then this is likely to be the focus of your community until additional resources reach you. You should plan to ask for those resources as soon as it is realized that you are dealing with mass casualties. Some of the resources that can be made available include resources of the Departments of Defense (DOD) (e.g., Regional Medical Centers, National Guard Civil Support Teams), Health and Human Services (HHS), and Veterans Affairs (VA). To plan for their activation and utilization, emergency planners should contact the regional Health Administrator, your regional VA Medical Center, and the state Adjutant General or go through one of these to the DOD regional coordinator.

Under current plans, the assistance provided by outside agencies will come in two phases; a crisis management phase and a consequence management phase. In both phases, response operations will occur in rough accordance with the FRP previously described; however, the lead agency will shift from the Federal Bureau of Investigation (FBI) in the crisis phase to FEMA in the consequence phase. Different agencies, like the individuals who work there, have different focuses and different styles, so there may be a noticeable difference in the coordination of the operations. To plan for the overall response to these kinds of events, contact your local FBI office or your FEMA regional Director.

Some websites to consider when thinking about this issue in your planning are:

National Domestic Preparedness Office
www.ndpo.gov

FEMA's Terrorism Annex to the FRP
www.fema.gov/r-n-r/frp/frpterr.htm

FBI's Awareness of National Security Issues and Response Program

www.fbi.gov/programs/ansir/ansir.htm

DOD National Guard Civil Support Teams

www.arng.ngb.army.mil/tng/artsit.html

DOD in general

<http://call.army.mil/call/nftf/janfeb98/domp.rep.htm>

HHS/Office of Emergency Preparedness

<http://ndms.dhhs.gov>

HHS/Centers for Disease Control and Prevention

www.cdc.gov

1.5.7 National Fire Protection Association

The National Fire Protection Association (NFPA) is a private organization that develops consensus standards on a variety of fire protection and emergency management topics. NFPA has developed standards relating to hazardous materials responder competencies.

Three national standards or recommended practices have been developed by the HAZMAT response community and published by NFPA to address hazardous materials response issues:

- NFPA 471, *Recommended Practices for Responding to Hazardous Materials Incidents*, outlines the minimum requirements that should be considered when dealing with responses to hazardous materials incidents.
- NFPA 472, *Professional Competencies of Responders to Hazardous Materials Incidents*, specifies the minimum competencies of those who will respond to hazardous materials incidents.
- NFPA 473, *Competencies for EMS Personnel Responding to Hazardous Materials Incidents*, specifies minimum requirements of competence to enhance the safety and protection of response

personnel and all components of the medical services system.

These standards are compatible with §1910.120 of OSHA regulations and have been updated to 1997 editions. NFPA technical committees are made up of experts in all aspects of hazardous materials response. As published, NFPA standards are voluntary, but many local and federal jurisdictions adopt them into law based on accepted technical foundation.

New revisions of these HAZMAT documents, based on a system of public review and comment, and incorporating updated information on radiological incidents and weapons of mass destruction, will be released in March 2002. NFPA standards are reviewed and revised approximately every five years on a schedule determined by the technical committees.

1.5.8 National Preparedness for Response Exercise Program

The National Preparedness for Response Exercise Program (PREP) was developed to establish a workable exercise program that meets the intent of OPA 90. The PREP was developed to provide a mechanism for compliance with the exercise requirements, while being economically feasible for the government and oil industry to adopt and sustain. The PREP is a unified federal effort and satisfies the exercise requirements of USCG, EPA, RSPA, the Office of Pipeline Safety, and the Minerals Management Service (MMS). Completion of the PREP exercises will satisfy all OPA 90 mandated federal oil pollution response exercise requirements.

At this time, the PREP addresses the exercise requirements for oil pollution response only. Regulations for hazardous substance response plans for vessels and facilities are currently under development. The hazardous substance exercises requirements are also under development and will be incorporated into the PREP in the near future.

The PREP represents the minimum guidelines for ensuring adequate response preparedness. If personnel within an organization believe additional exercises or an expansion of the scope of the PREP exercises are warranted to ensure enhanced preparedness, they are highly encouraged to conduct these exercises.

The PREP exercises should be viewed as an opportunity for continuous improvement of the response plans and the response system. Planholders are responsible for addressing any issues that arise from evaluation of the exercises, and for making changes to the response plans necessary to ensure the highest level of preparedness.

1.5.9 Chemical Hazards Response Information System

The Chemical Hazards Response Information System (CHRIS) is an excellent source of chemical, physical, toxicological, thermodynamic, and response information for over 1300 chemicals. If you need information in a spill situation, CHRIS is a good place to start. It provides very specific information about cargoes such as boiling points, density, or exposure levels.

USCG created CHRIS and the Hazardous Assessment Computer System (HACS) over a quarter of a century ago to predict what would happen if a cargo spilled. CHRIS provides the data so that response concerns such as how far a vapor cloud could travel, what size of a safety zone is needed around a burning pool, and what will happen to a substance released into the water, (will it sink, float, dissolve etc.) can be addressed. CHRIS has recently been updated and an interactive version has been developed for computer use. This valuable tool is public domain software and can easily be obtained over the internet or a CD-ROM is available from the USCG.

2. Selecting and Organizing the Planning Team

2.1 Introduction

This chapter discusses the selection and organization of the team members who will coordinate planning for handling hazardous materials. The guidance stresses that successful planning requires community involvement throughout the process. Enlisting the cooperation of all parties directly concerned with hazardous materials will improve planning, make the plan more likely to be used, and maximize the likelihood of an effective response at the time of an emergency. **Experience shows that plans that have been prepared by only one person or one agency are not used. Emergency response requires trust, coordination, and**

cooperation among responders who need to know who is responsible for what activities, and who is capable of performing what activities.

2.2 The Planning Team

This knowledge is gained only through personal interaction. Working together to develop and update plans provides an important opportunity for cooperative interaction among responders. In the course of selecting team members, it is important for each individual to perform as nearly as possible the same function in planning or response as in more routine matters.

As indicated in Section 1.4.1, Title III of SARA requires Governors to appoint a SERC that will designate emergency planning districts and appoint local emergency planning committees for each district. The state commission might follow the guidance in this chapter when appointing planning committees.

Hazardous materials planning should grow out of a process coordinated by a team. The team is the best vehicle for incorporating the expertise of a variety of sources into the planning process and for producing an accurate and complete document. The team approach also encourages a planning process that reflects the consensus of the entire community. Some individual communities or areas that include several communities have formed hazardous materials advisory councils (HMACs). HMACs, where they exist, are an excellent resource for the planning team.

2.2.1 Forming the Planning Team

In selecting the members of a team that will have overall responsibility for hazardous materials planning, four considerations are most important:

- The members of the group must have the ability, commitment, authority, and resources to get the job done;
- The group must possess, or have ready access to, a wide range of expertise relating to the community, its industrial facilities and transportation systems, and the mechanics of emergency response and response planning;
- The members of the group must agree on their purpose and be able to work cooperatively with one another; and

- The group must be representative of all elements of the community with a substantial interest in reducing the risks posed by hazardous materials.

A comprehensive list of potential team members is presented in Exhibit 2.

Planning courses are offered by FEMA through USFA and EMI. Other NRT agencies also offer training in planning. Current catalogues of training are available from training providers.

2.2.2 Respecting All Legitimate Interests

Although people may have a common interest in reducing the risks posed by hazardous materials, their differing economic, political, and social perspectives may cause them to favor different means of promoting safety. For example, people who live near a facility with hazardous materials are likely to be greatly concerned about avoiding any threat to their lives, and are likely to be less intensely concerned about the costs of developing accident prevention and response measures. Other members of the community may be more sensitive to expenditures for unnecessarily elaborate prevention and response measures. Also, facility managers may be reluctant for proprietary reasons to disclose materials and processes beyond what is required by law.

There may also be differing views among the agencies and organizations with emergency response functions about the roles they should play in case of an incident. The local fire department, police department, emergency

management agency, and public health agency are all likely to have some responsibilities in responding to an incident. However, each of these organizations might envision a very different set of responsibilities for their respective agencies for planning or for management on scene.

In organizing the community to address the problems associated with hazardous materials, it is important to bear in mind that **all** affected parties **have a legitimate interest in choosing among planning alternatives**. Therefore, strong efforts should be made to ensure that all groups with an interest in the planning process are included.

Some interest groups in the community have well-defined political identities and representation, but others may not. Government agencies, private industry, environmental groups, and trade unions at the facilities are all likely to have ready institutional access to an emergency planning process. Nearby residents, however, may lack an effective vehicle for institutional representation. Organizations that may be available to represent the residents' interests include neighborhood associations, church organizations, and ad hoc organizations formed especially to deal with the risks posed by the presence of specific hazardous materials in a neighborhood. In many communities, community health coalitions have been formed which provide an existing ready-made access to residents, industry, and agencies.

2.2.3 Understanding the Special Importance of Local Governments

For several reasons, local governments have a critical role to play in the development of emergency preparedness.

- A. First, local governments bear major responsibilities for protecting public health and safety; local police and fire departments, for example, often have the lead responsibility for the initial response to incidents involving hazardous materials.
- B. Second, one of the functions of local government is to mediate and resolve the sometimes competing ideas of different interest groups.

- C. Third, local governments have the resources to gather necessary planning data.
- D. Finally, local governments generally have the legislative authority to raise funds for equipment and personnel required for emergency response. Support from the executive and legislative branches is essential to successful planning. Appropriate government leaders must give adequate authority to those responsible for emergency planning.

2.2.4 Getting Local Industry Involved

Because fixed-facility and transportation company owners and operators are concerned about public health and safety in the event of an accidental release of a hazardous material, and because many facility employees have technical expertise that will be helpful to the planning team, the team should include one or more facility and transportation company representatives. EPCRA requires facility owners or operators to notify the emergency planning committee of a facility representative who will participate in the emergency planning process as a facility emergency coordinator.

In planning districts that include several fixed facilities, one or more representative facility emergency coordinators could be active members of the planning team. The planning team could consult with the other facility emergency coordinators and assign them to task forces or committees (see Section 2.3.2). EPCRA also requires facilities to submit to the local emergency planning committee any information needed to develop the plan.

In some communities, transportation companies may be the major contributor to the presence of hazardous materials in the community. The presence of a representative will almost always be an important contribution.

2.2.5 Determining the Size of Planning Team

For the planning team to function effectively, its size should be limited to a workable number. In communities with many interested parties, it will be necessary to select from among them carefully so as to ensure fair and comprehensive representation. Some individuals may feel left out of the planning process. People should be given access to the process through the various approaches noted in the following sections, such as membership on a task force or advisory council. In addition, all interested parties should have an opportunity for input during the review process.

Exhibit 2

POTENTIAL MEMBERS OF AN EMERGENCY PLANNING TEAM

Part A: **Experience shows that the following individuals, groups, and agencies should participate if a successful plan is to be developed:**

- *Mayor/city manager (or representative)
- *County executive (or representative)/board of supervisors
- *State elected officials (or representative)
- *Fire department (paid and volunteer)
- *Police department
- *Emergency management agency
- *Environmental agency (e.g., air and water pollution control agency)
- *Health department
- Public works (e.g., waste disposal, water, sanitation, and roads)
- *Hospitals, emergency medical service, veterinarians, medical community (especially occupational medicine)
- *Transportation agency (e.g., DOT, port authority, transit authority, bus company, truck or rail companies)

- *Industry (e.g., chemical and transportation)
- USCG/EPA representative (e.g., agency response program personnel)
- Schools or school districts
- Technical experts (e.g., chemist, engineer from a university or plant)
- *Community group representative
- *Public information representative (e.g., local radio, TV, press)

Part B: **Other groups/agencies that can be included in the planning process, depending on the community's individual priorities:**

- Agriculture agency
- Indian tribes within or adjacent to the affected jurisdiction
- Planning department
- Other agencies (e.g., welfare, parks, utilities)
- Municipal/county legal counsel
- Workers in local facilities
- Labor union representatives (e.g., chemical and transportation, industrial health units)
- Local business community
- Representatives from volunteer organizations (e.g., Red Cross)
- Public interest and citizens groups, environmental organizations, and representatives of affected neighborhoods
- Key representatives from bordering cities and counties
- State representatives (governor, legislator's office, state agencies)
- Federal agency representatives (e.g., FEMA, DOT/RSPA, ATSDR, OSHA) and the local branches of Federal land management agencies

* Required by EPCRA

2.3 Organizing the Planning Process

After the planning team members have been identified, a team leader must be chosen and procedures for managing the planning process must be established.

2.3.1 Selecting a Team Leader

A community that initiates a hazardous materials emergency planning process may choose to appoint one person to facilitate and lead the effort, or may appoint a planning team and have the group decide who will lead the effort. It is essential to establish clear responsibility and authority for the project. The chief executive (or

whoever initiates the process) should determine which course is better suited to local circumstances. (The LEPC required by EPCRA selects its own chairperson). Regardless of how the team leader is selected, it is the leader's primary responsibility to oversee the team's efforts through the entire planning process. Because the role of leader is so important, a co-chair or backup should also be named.

Five factors are very important in selecting a team leader:

- The degree of respect the person commands among groups with an interest in hazardous materials;
- The person's availability in terms of time and sources;
- The person's history of working relationships with concerned community agencies and organizations;
- The person's management and communication skills; and
- The person's existing responsibilities related to emergency planning, prevention, and response.

One of the primary responsibilities of a community's emergency management coordinator is to guide, direct, and participate in the development of a multihazard EOP. In some states, existing laws require that this agency be the lead agency to prepare and distribute emergency plans.

- **The local environmental agency or public health agency.** Persons with expertise and legal responsibility in these areas will have special knowledge about the risks posed by hazardous materials.

Logical sources for a team leader include the following:

- **The chief executive or other elected official.** Leadership by a mayor, city or county council member, or other senior official is likely to contribute substantially to public confidence, encourage commitment of time and resources by other key parties, and expedite the implementation of program initiatives. The planning process can be disrupted, however, if an elected official leaves office.
- **A public safety department.** In most communities, the fire department or police department bears principal responsibility for responding to incidents involving chemical releases and, typically, for inspecting facilities as well. A public safety department, therefore, may have personnel with experience in emergency planning and knowledge of existing responsibilities within the community.
- **The emergency management agency.** In many communities, officials of such an agency will be knowledgeable and experienced in planning for major disasters that have a variety of causes.

- **A planning agency.** Officials in a planning agency will be familiar with the general planning process and with the activities and resources of the community.

- **Others.** Communities should be creative and consider other possible sources for a team leader, such as civic groups, industry, academic institutions, volunteer organizations, and agencies not mentioned above. Experience in leading groups and committees, regardless of their purpose, will prove useful in emergency planning.

Personal considerations as well as institutional ones should be weighed in selecting a team leader. For example, a particular organization may appear to have all the right resources for addressing hazardous materials incidents. But if the person in charge of that organization does not work well with other local officials, it might be wise to look for a different leader.

Response coordinators generally are knowledgeable about emergency plans and are probably people who gets things done. Be aware, however, that good response coordinators are not necessarily good planners. They might make good chief advisors to someone better suited for the team leader job.

2.3.2 Organizing for Planning Team Responsibilities

The planning team must decide who shall conduct the planning tasks and establish the procedures for monitoring and approving the planning tasks.

A. Staffing

Three basic staffing approaches may be employed to accomplish the tasks involved in emergency planning:

- **Assign staff.** Experience in related planning efforts demonstrates the usefulness of assigning one or more dedicated staff members to coordinate the planning process and perform specific planning tasks. The staff may be assigned within a “lead agency” having related responsibilities or expertise, or may be created separately through outside hiring or staff loans from government agencies or industry.
- **Assign task forces or committees.** Planning tasks can be performed by task forces or committees composed entirely or in part of members of the planning team. Adding knowledgeable representatives of government agencies, industry, environmental, labor, and other community organizations to the individual task forces or committees not only supplements the planning team expertise and resources, but also provides an opportunity for additional interested parties to participate directly in the process.
- **Hire contractors or consultants.** If the personnel resources available for the formation of a dedicated staff and task forces or committees are limited, and funds can be provided, the planning team may choose to hire contractors or consultants. Work assigned to a contractor can range from a specialized job, such as designing a survey, to performing

an entire planning task (e.g., hazards identification and analysis). A disadvantage of hiring contractors or consultants is that it does not help build a community-centered capability or planning infrastructure.

The three approaches presented are not mutually exclusive. A community may adopt any combination of the approaches that best matches its own circumstances and resources.

B. Managing the Planning Tasks

The monitoring and approval of planning assignments are the central responsibilities of the planning team. To have ongoing cooperation in implementing the plan, the planning team should operate on a consensus basis, reaching general agreement by all members of the team. Achieving consensus takes more time than majority voting, but it is the best way to ensure that all represented parties have an opportunity to express their views and that the decisions represent and balance competing interests. If it is determined that a consensus method is inappropriate or impossible (e.g., because of the multijurisdictional nature of a group), the planning team should formally decide how issues will be resolved.

The team leader should work with the team members to establish clear goals and deadlines for various phases of the planning process. Progress toward these goals and deadlines should be monitored frequently.

Planning meetings, a necessary element of the planning process, often do not make the best use of available time. Meetings can be unnecessarily long and unproductive if planning members get bogged down on inappropriate side issues. Sometimes, when several agencies or groups sit down at one table, the meeting can become a forum for expressing political differences and other grievances fueled by long-standing interagency rivalries. For a team to be effective, a strong team leader must make sure that meeting discussions focus solely on emergency planning. Strict adherence to mutually agreed agendas helps this process.

Another point to consider is that the team approach requires the melding of inputs from different individuals, each with a different style and sense of priorities. In some cases, even terminologies can be unique. A team leader must ensure that the final plan is consistent in substance and tone. An editor may be used to make sure that the plan's grammar, style, and content all ultimately fit well together.

On critical decisions, it may be desirable to extend the scope of participation beyond the membership of the planning team. Approaches that might be used to encourage community consensus building through broadened participation in the process include invited reviews by key interest groups, or formation of an advisory council composed of interested parties that can independently review and comment on the planning team's efforts. Chapter 6 contains further guidance on consensus-building approaches.

The procedures to be used for monitoring and approving planning assignments should be carefully thought out at the beginning of the planning process; planning efforts work best when people understand the ground rules and know when and how they will be able to participate. The monitoring and approval process can be adjusted at any time to accommodate variations in local interest.

LEPCs formed according to EPCRA develop their own rules. These rules include provisions for public notification of committee activities; public meetings to discuss the emergency plan; public comments; response to public comments by the committee; and distribution of the emergency plan.

C. Information Management

Information management is a crucial element of the planning process. The following list summarizes some ways in which computers are useful both in the planning process and for maintaining response preparedness.

- **Electronic Planning.** Planners can use tools such as Geographic Information Systems (GIS) and Global Positioning Systems (GPS) to create specialized area maps with information about transportation

evacuation routes, hospital and school locations, and other emergency-related information. CAMEO also can be used with a separate software application called LandView™ III to display EPA environmental databases and demographic/economic information to support analysis of environmental justice issues.

- **Modeling.** Planners might consider applying air dispersion models for chemicals in their community so that, during an emergency, responders can predict the direction, velocity, and concentration of plume movement. Similarly, models can be developed to predict the pathways of plumes in surface water and ground water. CAMEO is a system of software applications that can be very useful in modeling. The CAMEO system integrates a chemical database and a method to manage the data, an air dispersion model, and a mapping capability. All modules work interactively to share and display critical information in a timely fashion. More information on CAMEO, including how to obtain a copy, can be found at www.epa.gov/ceppo/cameo/what.htm

- **Information access.** Responders can use a personal computer onsite to learn the identity of the chemical(s) involved in the incident (e.g., when placards are partially covered), the effects of the chemical(s) on human health and the environment, and appropriate countermeasures to contain and clean up the chemical(s). Communities that intend to use computers on scene should also provide a printer on scene. In some cases, the printer can double as a fax.

- **Data storage.** Communities can store information about what chemicals are present in various local facilities, and what equipment and personnel are needed during responses to incidents involving specific chemical(s). Compliance with EPCRA generates large amounts of data (e.g., MSDS forms, data on specific chemicals in specific facilities, data on accidental releases). (See Appendix A.) Such data can be electronically stored and retrieved on computers, disks, zip disks, CD-ROMS, or by another method that becomes available as advancements in data storage are made. These data should be reviewed and updated regularly.

2.4 Beginning to Plan

When the planning team members and their leader have been identified and a process for managing the planning tasks

is in place, the team should address several interrelated tasks. These planning tasks are described in the next chapter.

3. Tasks of the Planning Team

3.1 Introduction

The major tasks of the planning team in completing hazardous materials planning are as follows:

- **Review of existing plans**, which prevents plan overlap and inconsistency, provides useful information and ideas, and facilitates the coordination of the plan with other plans;
- **Review of Risk Management Plan information**, which includes reviews of RMPs, offsite

consequence analysis data, and local facility plans;

- **Hazards analysis**, which includes identification of hazards, analysis of vulnerability, and analysis of risk;
- **Assessment of preparedness, prevention, and response capabilities**, which identifies existing prevention measures and response capabilities (including mutual aid agreements), and assesses their adequacy;

- **Completion of hazardous materials planning** that describes the personnel, equipment, and procedures to be used in case of accidental release of a hazardous material; and
- **Development of an ongoing program** for plan implementation, maintenance, training, and exercising.

This chapter discusses the planning tasks that are conducted before the emergency plan is proposed. Chapters 4 and 5 provide guidance on plan format and content. Chapter 6 discusses the team's responsibilities for conducting internal and external reviews, exercises, incident reviews, and training. This chapter begins with a discussion of the organizational responsibilities of the planning team.

3.2 Review of Existing Plans

Before undertaking any other work, steps should be taken to search out and review all existing emergency plans. The main reasons for reviewing these plans are (1) to minimize work efforts by building upon or modifying existing emergency planning and response information and (2) to ensure proper coordination with other related plans. To the extent possible, currently used plans should be amended to account for the special problems posed by hazardous materials, thereby avoiding redundant emergency plans. Even plans that are no longer used may provide a useful starting point. More general plans can also be a source of information and ideas. In seeking to identify existing plans, it will be helpful to consult organizations such as the following:

- State and local emergency management agencies;
- Fire departments;
- Police departments;
- State and local environmental agencies;
- State and local transportation agencies;
- State and local public health agencies;
- Public service agencies;
- Volunteer groups, such as the Red Cross;
- Local industry and industrial associations;

- Area Committees under OPA;
- Local USCG Marine Safety Offices; and
- Regional offices of Federal agencies such as EPA or FEMA.

When reviewing the existing plans of local industry and industrial associations, the planning team should obtain a copy of the CAER program handbook produced by ACC. (See Section 1.5.4.)

The handbook provides useful information and encourages industry-community cooperation in emergency planning. Facilities subject to HAZWOPER and RMP requirements are required to have facility emergency response plans. Individual facility RMPs indicate whether a facility has an emergency response plan in place.

In addition to the foregoing organizations, planning teams should coordinate with the RRTs and OSCs described in Section 1.4.1. Communities can contact or obtain information on the RRT and OSC covering their area through the EPA regional office or USCG district office. (See Appendix F for a list of Federal agency contacts.)

3.3 Hazards Analysis: Hazards Identification, Vulnerability Analysis, Risk Analysis

A hazards analysis is a critical component of planning for handling releases of hazardous materials. The information developed in a hazards analysis provides both the factual basis to set priorities for planning and also the necessary documentation for supporting hazardous materials planning and response efforts.

Several concepts are involved in analyzing the dangers posed by hazardous materials. Three terms -- hazard, vulnerability, risk -- have different technical meanings but are sometimes used interchangeably. (Facilities are often required by regulation to conduct a process hazards analysis (PHA). The PHA is an organized and systematic effort to identify and analyze potential hazards associated with the processing or handling of highly hazardous chemicals. LEPCs are usually not able to conduct such a detailed analysis, but the LEPC can use the results of a facility PHA as it

prepares a community plan.) This guidance adopts the following definitions:

- **Hazard.** Any situation that has *the potential* for causing injury to life, or damage to property and the environment.
- **Vulnerability.** The susceptibility of life, property, and the environment to injury or damage if a hazard manifests its potential.
- **Risk.** The probability that injury to life, or damage to property and the environment will occur.

A hazards analysis may include vulnerability analysis and risk analysis, or it may simply identify the nature and location of hazards in the community. Developing a complete hazards analysis that examines all hazards,

vulnerabilities, and risks may be neither possible nor desirable.

This may be particularly true for smaller communities that have less expertise and fewer resources to contribute to the task. The planning team must determine the level of thoroughness that is appropriate. In any case, planners should ask local facilities whether they have already completed a facility hazards analysis. EPCRA requires facility owners or operators to provide to local emergency planning committees information needed for the planning process.

As important as knowing how to perform a hazards analysis is deciding how detailed an analysis to conduct. While a complete analysis of all hazards would be informative, it may not be feasible or practical given resource and time constraints. The value of a limited hazards analysis should not be underestimated. Often the examination of only major hazards is necessary, and these may be studied without undertaking an elaborate risk analysis. Thus, deciding what is really needed and what can be afforded is an important early step in the hazards analysis process. In fact, screening hazards and setting analysis priorities is an essential task of the planning team.

The costs of hazards analysis can and often should be reduced by focusing on the hazards posed by only the most common and/or most hazardous substances. A small number of types of hazardous materials account for the vast majority of incidents and risk. The experience from DOT's Lessons Learned is that the most prevalent dangers from hazardous materials are posed by common substances, such as gasoline, other flammable materials, and a few additional chemicals. Besides gasoline fuels and LPG, a list of the top 10 chemicals used in or transported through the community may be a useful first step. The CEPPPO *Technical Guidance for Hazards Analysis* (the "Green Book") presents a method that may be used to assist in ranking hazards posed by less prevalent but extremely hazardous substances, such as liquid chlorine, anhydrous ammonia, and hydrochloric and sulfuric acids.

A hazards analysis can be greatly simplified by using qualitative methods (i.e., analysis that is based on judgment rather than measurement of quantities involved). Smaller communities may find that their fire and police chiefs can provide highly accurate assessments of the community's hazardous materials problems. Larger communities may have the expertise and resources to use quantitative techniques but may decide to substitute qualitative methods in their place should it be cost effective to do so.

Simple or sophisticated, the hazards analysis serves to characterize the nature of the problem posed by hazardous materials. The information that is developed in the hazards analysis should

then be used by the planning team to orient planning appropriate to the community's situation. **Do not commit valuable resources to plan development until a hazards analysis has been performed.**

3.3.1 Developing the Hazards Analysis

The procedures that are presented in this section are intended to provide a simplified approach to hazards analysis for both facility and transportation hazards. Communities undertaking a hazards analysis should refer to CEPPPO technical guidance for fixed facilities and to the Green Book. Risk Management Plans submitted by facilities include valuable information for the hazards analysis (e.g., types of chemicals and quantities stored). This information is available from Envirofacts (www.epa.gov/enviro/). Also, CEPPPO has RMP guidance on how to conduct offsite consequence analyses. CAMEO is a useful planning tool. Information on CAMEO, including tutorials and training, is available at www.epa.gov/ceppo/cameo/what.htm.

The components of a hazards analysis include the concepts of hazard, vulnerability, and risk. The discussion that follows summarizes the basic procedures for conducting each component.

A. Hazards Identification

The hazards identification provides information on the facility and transportation situations that have the potential for causing injury to life, or damage to property and the environment due to a hazardous materials spill or release. The hazards identification should indicate the following:

- The types and quantities of hazardous materials located in or transported through a community;
- The location of hazardous materials facilities and routes; and
- The nature of the hazard (e.g., fire, explosions) most likely to accompany hazardous materials spills or releases.

To develop this information, consider hazardous materials at fixed sites and those that are transported by highway, rail, water, air, and pipeline. Examine hazardous materials at:

- Chemical plants;
- Refineries;
- Industrial facilities;
- Petroleum and LPG tank farms;
- Storage facilities/warehouses;
- Trucking terminals;
- Drinking water plants;
- Wastewater treatment plants;
- Refrigeration plants;
- Select retailers (e.g., agricultural, swimming pools suppliers, home supply stores);
- Railroad yards;
- Hospital, educational, and government facilities;
- Waste disposal and treatment facilities;
- Waterfront facilities, particularly commercial marine terminals;
- Vessels in port;
- Airports;
- Nuclear facilities; and
- Major transportation corridors and transfer points.

For individual facilities, consider:

- Production;
- Storage;
- Processing;
- Transportation; and
- Disposal of hazardous materials.

Some situations will be obvious. To identify the less obvious ones, interview fire and police chiefs, industry leaders, and reporters; review news releases and fire and police department records of past incidents. Also, consult lists of hazardous chemicals that have been identified as a result of compliance with right-to-know laws. (EPCRA requires facility owners and operators to submit to the local emergency planning committee a material safety data sheet (MSDS) for specified chemicals (or a list of chemicals with MSDSs), and annual hazardous chemical inventory forms. Section 303(d)(3) of EPCRA states that "upon request from the emergency planning committee, the owner or operator of the facility shall promptly provide information ... necessary for developing and implementing the emergency plan.") Use the Green Book for help in evaluating the hazards associated with airborne releases of extremely hazardous substances.

The identification of hazards should result in compilation of those situations that pose the most serious threat of damage to the community. Location maps and charts are an excellent means of depicting this information. For more sophisticated plans, use of GIS or CAMEO software is an important innovation.

B. Vulnerability Analysis

The vulnerability analysis identifies what in the community is susceptible to damage should a hazardous materials release occur. LandView™ III, CAMEO, and Census data can be helpful tools in this analysis. The vulnerability analysis should provide information on the following:

- The extent of the vulnerable zone (i. e., the significantly affected area) for a spill or release and the conditions that influence the zone of impact (e.g., size of release, wind direction);
- The sizes and types of populations (e.g., residents, employees, sensitive populations -- hospitals, schools, nursing homes, day care centers), that could be

expected to be within the vulnerable zone;

- The private and public property (e.g., homes, businesses, offices) that may be damaged, including essential support systems (e.g., water, food, power, medical) and transportation corridors; and
- The environment that may be affected, and the impact on sensitive natural areas and endangered species.

Refer to the Green Book to obtain information on the vulnerable zone for a hazardous materials release. For information on the population, property, and environmental resources within the vulnerable zone, consider conducting:

- Firsthand observations of the area (i. e. by driving through an area);
- Interviews of fire, police, and planning department personnel; and
- A review of planning department documents, and statistics on land use, population, highway usage, and the area's infrastructure.

The vulnerability analysis should summarize information on all hazards determined to be major in the hazards identification and include toxicity information.

C. Risk Analysis

The risk analysis assesses the probability of damage (or injury) that would occur in the community if a hazardous materials were released and the actual damage (or injury) that might occur, in light of the vulnerability analysis. Some planners may choose to analyze worst-case scenarios. The risk analysis may provide information on:

- The probability that a release will occur and any unusual environmental conditions, such as areas in flood plains, or the possibility of simultaneous emergency incidents (e.g., flooding or fire hazards resulting in release of hazardous materials);
- The type of harm to people (acute, delayed, chronic) and the associated high-risk groups;

- The type of damage to property (temporary, repairable, permanent); and
- The type of damage to the environment (recoverable, permanent).

Use the Chemical Profiles on the CEPPO website or MSDSs (available at www.hazard.com) to obtain information on the type of risk associated with the accidental airborne release of extremely hazardous substances.

Developing occurrence probability data may not be feasible for all communities. Such analysis can require expertise not available to a community. This is especially true of facility releases that call for detailed analysis by competent safety engineers and others (e.g., industrial hygienists) of the operations and associated risk factors of the plant and engineering system in question (refer to the American Institute of Chemical Engineers' Guidelines for Hazard Evaluation Procedures). Transportation release analysis is more straightforward, given the substantial research and established techniques that have been developed in this area.

Communities should not be overly concerned about developing elaborate quantitative release probabilities. Instead, occurrence probabilities can be described in relative terms (e.g., low, moderate, high). The emphasis should be on developing reasonable estimates based on the best available expertise.

3.3.2 Obtaining Facility Information

The information that is needed about a facility for hazards analysis may already be assembled as a result of previous efforts. As indicated in Section 1.4.1, industry is required by EPCRA to provide inventory and release information to the appropriate LEPC. LEPCs are specifically entitled to any information from facility owners and operators deemed necessary for developing and implementing the emergency plan. The EPA Administrator can order facilities to comply with a local committee's requests for necessary information; LEPCs can bring a civil suit against a facility that refuses to provide requested information. Many state and local governments have adopted community right-to-know legislation. These community right-to-know provisions vary, but they generally require industry and other handlers of hazardous materials to provide information to state or local authorities and the public about hazardous

materials in the community. Wisconsin, for example, requires all hazardous materials spills to be reported to a state agency. Such requirements provide a database that the planning team can use to determine the types of releases that have occurred in and around the community.

For facilities subject to the RMP rule, a five-year history of serious releases is available in the RMPs (in RMP*Info at www.epa.gov/enviro/epcra). You can also check EPA's ERNS database for a list of releases of all hazardous substances (a much broader list of substances than those covered by the RMP rule). ERNS can be found at www.epa.gov/ernsacct/pdf/index.html.

Requesting information from a facility for a hazards analysis can be an opening for continuing dialogue within the community. The information should be sought in such a way that facilities are encouraged to cooperate and participate actively in the planning process along with governmental agencies and other community groups. Respecting a commercial facility's needs to protect confidential business information (such as sensitive process information) will encourage the facility to provide the information necessary for the community's emergency planning. The planning team can learn what the facility is doing and what measures have been put in place to reduce risks, and identify what additional resources such as personnel, training, and equipment are needed. Because facilities use different kinds of hazard assessments (e.g., HAZOP, fault-tree analysis), local planners need to indicate specifically what categories of information they are interested in receiving. These categories may include the following:

- Identification of chemicals of concern;
- Identification of serious events that can lead to releases (e.g., venting or system leaks, runaway chemical reaction);
- Amounts of toxic material or energy (e.g., blast, fire, radiation) that could be released;
- Predicted consequences of the release (e.g., population exposure illustrated with plume maps and damage rings) and associated damages (e.g., deaths, injuries); and
- Prevention measures in place onsite.

For facilities subject to the RMP rule, some of this information is repeated in the RMP (e.g., chemical, quantities, process hazards, process controls, mitigation, and detection systems). The facility will also have summarized its offsite consequence analysis (OCA) data in the executive summary of its RMP.

The facilities themselves are a useful resource; the community should work with the facility personnel and use their expertise. A facility can provide:

- Technical experts;
- Facility emergency plans;
- Cleanup and recycling capabilities;
- Spill prevention control and countermeasures (SPCC);
- Training and safe handling instructions; and
- Participation in developing the emergency plan, particularly in defining how to handle spills on company property.

Cooperative programs such as ACC's CAER program are another source for hazard information. One of the major objectives of the CAER program is to improve local emergency plans by combining chemical plant emergency plans with other local planning to achieve an integrated community emergency plan. The planning team should ask the facility if it is participating in the CAER program; this query may stimulate non-ACC members to use the CAER approach. If a facility is participating in the CAER program, the emergency plans developed by the facility will serve as a good starting point in information gathering and emergency planning. The CAER program handbook also encourages companies to perform hazards analyses of their operations. Local planners should ask facilities if they have adhered to this recommendation and whether they are willing to share results with the planning team.

3.3.3 An Example of Hazards Analysis

Exhibit 6 presents an example of a very simple hazards analysis for a hypothetical community. Hazards A, B, and C are identified as three among other major hazards in the community. Information for the exhibit could have been obtained from drive-through surveys of the area;

CAMEO; information gained from facilities under EPCRA provisions; or interviews with fire, police, county planners, and facility representatives. These interviews also could have provided information for the exhibit's qualitative assessments of hazard occurrence.

Once completed, the hazards analysis is an essential tool in the planning process. It assists the planning team to decide:

- The level of detail that is necessary;
- The types of response to emphasize; and
- Priority hazards or areas for planning.

The examples presented in Exhibit 3 illustrate the basic fact that there are no hard and fast rules for weighing the relative importance of different types of hazards in the context of the planning process. Compare example hazards B and C in the exhibit. Hazard C involves a substance, methyl isocyanate (MIC), whose lethal and severe chronic effects were evident at Bhopal. As described in the example, an MIC release could affect 200 plant workers and 1,000 children in a nearby school. By contrast, the ammonia in example hazard B is less lethal than MIC and threatens fewer people. With just this information in mind, a planner might be expected to assign the MIC a higher planning priority than he would the ammonia.

Consider now the *probability of occurrence*. In example C, plant safety and prevention measures are excellent, and an MIC incident is correspondingly unlikely to occur. On the other hand, poor highway construction and weather conditions that affect visibility make an ammonia incident (example hazard B) far more probable. Planners must balance all factors when deciding whether to give planning priority to B or C. Both situations are dangerous and require emergency planning. Some would argue that the lethality of MIC outweighs the presence of good safety and prevention procedures; others would argue that the frequency of highway interchange accidents is reason enough to place greater emphasis on planning to deal with an ammonia incident. Each planning team must make such judgments on priorities in light of local circumstances. Potential protective measures that could be implemented (e.g., enhanced SIP) to keep the population from being exposed should also figure prominently in this judgement call.

Before initiating plan development, the planning team should complete an assessment of available response resources, including capabilities provided through mutual aid agreements. Guidance for conducting such an assessment is presented in the following section.

Exhibit 3
EXAMPLE HAZARDS ANALYSIS FOR A HYPOTHETICAL COMMUNITY

	Hazard A	Hazard B	Hazard C
1. HAZARDS IDENTIFICATION (MAJOR HAZARDS)			
a. Chemical	Chlorine	Ammonia	Liquid methyl isocyanate (MIC)
b. Location	Water treatment plant	Tank truck on local interstate highway	Pesticide manufacturing plant in nearby semi-rural area
c. Quantity	2,000 pounds	5,000 pounds	5,000 pounds
d. Properties	Poisonous; may be fatal if inhaled. Respiratory conditions aggravated by exposure. Contact may cause burns to skin and eyes. Corrosive. Effects may be delayed.	Poisonous; may be fatal if inhaled. Vapors cause irritation of eyes and respiratory tract. Liquid will burn skin and eyes. Contact with liquid may cause frostbite. Effects may be delayed. Will burn within certain vapor concentration limits and increase fire hazard in the presence of oil or other combustible materials.	Causes death by respiratory distress after inhalation. Other health effects would include permanent eye damage, respiratory distress, and disorientation. Explosive. Extremely flammable.
2. VULNERABILITY ANALYSIS			
a. Vulnerable zone	A spill of 2,000 pounds of chlorine from a storage tank could result in an area of radius 1650 feet (0.3 miles) where chlorine gas may exceed the level of concern.	A spill of 5,000 pounds of ammonia resulting from a collision of a tank truck could result in an area of radius 1320 feet (0.25 miles) where ammonia exceeds its level of concern.	A spill of 5,000 lbs of methyl isocyanate could affect an area of radius 3300 feet (0.6 miles) with MIC vapors exceeding a level of concern (assuming that the liquid is hot when spilled, the tank is not diked, and the MIC is at 100% concentration).
b. Population within vulnerable zone	Approximately 500 residents of a nursing home; workers at small factory.	Up to 700 persons in residences, commercial establishments, or vehicles near highway interchange. Seasonal influx of visitors to forest preserve in the fall.	Up to 200 workers at the plant and 1,000 children in a school.
c. Private and public property that may be damaged	Facility equipment, vehicles, and structures susceptible to damage from corrosive fumes. Community's water supply may be temporarily affected given that the facility is its primary supplier. Mixture with fuels may cause an explosion.	25 residences, 2 fast-food restaurants, one 30-room motel, a truck stop, a gas station and a mini-market. Highway and nearby vehicles may be susceptible to damage from a fire or explosion resulting from the collision.	Runoff to a sewer may cause an explosion hazard as MIC reacts violently with water.
d. Environment that may be affected	Terrestrial life.	Adjacent forest preserve is highly susceptible to forest fires especially during drought conditions.	Nearby farm animals.

Exhibit 3 (Continued)
EXAMPLE HAZARDS ANALYSIS FOR A HYPOTHETICAL COMMUNITY

		Hazard A	Hazard B	Hazard C
3.	RISK ANALYSIS			
a.	Probability of hazard occurrence	Low - because chlorine is stored in an area with leak detection equipment In 24 hour service with alarms. Protective equipment is kept outside storage	High - Highway interchange has a history of accidents due to poor visibility of exits and entrances.	Low - facility has up-to-date containment facilities with leak detection equipment, and an emergency plan for its employees. There are good security arrangements that would deter tampering or accidents resulting from civil uprisings.
b.	Consequences if people are exposed	High levels of chlorine gas in the nursing home and factory could cause death and respiratory distress. Bedridden nursing home patients are especially susceptible.	Release of vapors and subsequent fire may cause traffic accidents. Injured and trapped motorists are subject to lethal vapors and possible incineration. Windblown vapors can cause respiratory distress for nearby residents and business patrons.	If accident occurs while school is in session, children could be killed, blinded, and/or suffer chronic debilitating respiratory problems. Plant workers would be subject to similar effects at any time.
c.	Consequences for property	Possible superficial damage to facility equipment and structures from corrosive fumes (repairable).	Repairable damage to highway. Potential destruction of nearby vehicles due to fire or explosions.	Vapors may explode in a confined space causing property damage (repairable). Damage could result from fires (repairable).
d.	Consequences of environmental exposure	Possible destruction of surrounding fauna and flora.	Potential for fire damage to adjacent forest preserve due to combustible material (recoverable in the long term).	Farm animals and other fauna could be killed or suffer health effects necessitating their destruction or indirectly causing death.
e.	Probability of simultaneous emergencies	Low	High	Low
f.	Unusual environmental conditions	None	Hilly terrain prone to mists, thus creating adverse driving conditions.	Located in a 500 year river flood plan.

3.4 Capability Assessment

This section contains sample questions to help the planning team evaluate preparedness, prevention, and response resources and capabilities. The section is divided into three parts.

- E. The first part covers questions that the planning team can ask a technical representative from a facility that may need an emergency plan.
- F. The second part includes questions related to transportation.
- G. The third part addresses questions to a variety of response and government agencies, and is designed to help identify all resources within a community. This information will provide direct input into the development of the hazardous materials emergency plan and will assist the planning team in evaluating what additional emergency response resources may be needed by the community.

3.4.1 Assessing Facility Resources

What is the status of the safety plan (also referred to as an emergency **or** a contingency plan) for the facility? Is the safety plan consistent with any community emergency plan?

- Is there a list of potentially toxic chemicals available? What are their physical and chemical characteristics, potential for causing adverse health effects, controls, interactions with other chemicals? Has the facility complied with the community right-to-know provisions of EPCRA?
- Has a hazards analysis been prepared for the facility? If so, has it been updated? Has a copy been provided to the LEPC?
- What steps have been taken to reduce identified risks?
- How does the company reward good safety records?
- Have operation or storage procedures been modified to reduce the probability of a release and minimize potential effects?
- What release prevention or mitigation systems, equipment, or procedures are in place?
- What other plans is the facility required to prepare (e.g., RMP, FRP)?
- What possibilities are there for safer substitutes for any acutely toxic chemicals used or stored at the facility?
- What possibilities exist for reducing the volume of the hazardous materials in use or stored at the facility?
- What additional safeguards are available to prevent accidental releases?
- What studies have been conducted by the facility to determine the feasibility of each of the following approaches for each relevant production process or operation: (a) input change, (b) product reformulation, (c) production process change, and (d) operational improvements?
- Are onsite emergency response equipment (e.g., firefighting equipment, personal protective equipment, communications equipment) and trained personnel available to provide on-site initial response efforts?
- What equipment (e.g., self-contained breathing apparatus, chemical suits, unmanned fire monitors, foam deployment systems, radios, beepers) is available? Is equipment available for loan or use by the community on a reimbursable basis? (Note: Respirators should not be lent to any person not properly trained in their use.)
- Is there emergency medical care onsite?

- Are the local hospitals prepared to accept and provide care to patients who have been exposed to chemicals?
 - Who is the emergency contact for the site (person's name, position, and 24-hour telephone number) and what is the chain of command during an emergency?
 - Are employee evacuation plans in effect, and are the employees trained to use them in the event of an emergency?
 - What kinds of notification systems connect the facility and the local community emergency services (e.g., direct alarm, direct telephone hook-up, computer hook-up) to address emergencies onsite?
 - What is the mechanism to alert employees and the surrounding community in the event of a release at the facility?
 - Is there a standard operating procedure for the personal protection of community members at the time of an emergency?
 - Does the community know about the meaning of various alarms or warning systems? Are tests conducted?
 - How do facility personnel coordinate with the community government and local emergency and medical services during emergencies? Is overlap avoided?
 - What mutual aid agreements are in place for obtaining emergency response assistance from other industry members? With whom?
 - Are there any contracts or other prearrangements in place with specialists for clean up and removal of releases, or is this handled in-house? How much time is required for the cleanup specialists to respond?
 - What will determine concentrations of released chemicals existing at the site? (Are there toxic gas detectors, explosimeters, or other detection devices positioned around the facility? Where are they located?)
 - Are wind direction indicators positioned within the facility perimeter to determine in what direction a released chemical will travel? Where are they located?
 - Is there capability for modeling vapor cloud dispersion?
 - Are auxiliary power systems available to perform emergency system functions in case of power outages at the facility?
 - How often is the safety plan tested and updated? When was it last tested and updated?
 - Does the company participate in CHEMNET or the CAER program?
 - Does the company have the capability and plans for responding to off-site emergencies? Is this limited to the company's products?
- What is the safety training plan for management and employees?
- Are employees trained in the use of emergency response equipment, personal protective equipment, and emergency procedures detailed in the plant safety plan? How often is training updated?
 - Are simulated emergencies conducted for training purposes? How often? How are these simulations evaluated and by whom? When was this last done? Are the local community emergency response and medical service organizations invited to participate?
 - Are employees given training in methods for coordinating with local community emergency response and medical services during emergencies? How often?
 - Is management given appropriate training? How frequently?
- Is there an emergency response equipment and systems inspection plan?
- Is there a method for identifying emergency response equipment problems? Describe it.
 - Is there testing of on-site alarms, warning signals, and emergency response

equipment? How often is this equipment tested and replaced?

3.4.2 Transporter Resources

What cargo information and response organization do ship, train, and truck operators provide at a release?

- Do transport shipping papers identify hazardous materials, their physical and chemical characteristics, control techniques, and interactions with other chemicals?
- Do transports have proper placards?
- Are there standard operating procedures (SOPs) established for release situations? Have these procedures been updated to reflect current cargo characteristics?
- Who is the emergency contact for transport operators? Is there a 24-hour emergency contact system in place? What is the transport operation's chain of command in responding to a release?
- Are transports equipped with satellite transponders? Can they be used to communicate emergencies?

What equipment and cleanup capabilities can transport operations make available?

- What emergency response equipment is carried by each transporter (e.g., protective clothing, breathing apparatus, chemical extinguishers)?
- Do transports have first-aid equipment (e.g., dressings for chemical burns, and water to rinse off toxic chemicals)?
- By what means do operators communicate with emergency response authorities?
- Do transport operations have their own emergency response units?
- What arrangements have been established with cleanup specialists for removal of a release?

What is the safety training plan for operators?

- Are operators trained in release SOPs and to use emergency response equipment? How often is training updated?
- How often are release drills conducted? Who evaluates these drills and do the evaluations become a part of an employee's file?
- Are safe driving practices addressed in operator training? What monetary or promotional incentives encourage safety in transport operation?

Is there a transport and emergency response equipment inspection plan?

- What inspections are conducted? What leak detection and equipment readiness tests are done? What is the schedule for inspections and tests?
- Are problems identified in inspections corrected? How are maintenance schedules established?

3.4.3 Community Resources

What local agencies make up the community's existing response preparedness network? Some examples **are**:

- Fire department;
- Police/sheriff/highway patrol;
- Emergency medical/paramedic service associated with local hospitals or fire and police departments;
- Emergency management agency;
- Public health agency;
- Environmental agency;
- Public works and transportation departments;
- Red Cross; and
- Other local community resources such as public housing, schools, public utilities, communications.

What are the capacity and the level of expertise of the community's emergency medical facilities, equipment, and personnel?

Does the community have arrangements or mutual aid agreements for assistance with other jurisdictions or organizations (e.g., other communities, counties, or states; industry; military installations; Federal facilities; response organizations)? In the absence of mutual aid agreements, has the community taken liability into consideration?

What is the current status of community planning and coordination for hazardous materials emergency preparedness? Have potential overlaps in planning been avoided?

- Is there a community planning and coordination body (e.g., task force, advisory board, interagency committee)? If so, what is the defined structure and authority of the body?
- Has the community performed any assessments of existing prevention and response capabilities within its own emergency response network?
- Does the community maintain an up-to-date technical reference library of response procedures for hazardous materials?
- Has the community participated in any training seminars, simulations, or mock incidents performed by the community in conjunction with local industry or other organizations? If so, how frequently are they conducted? When was this last done? Do they typically have simulated casualties?

Who are the specific community points of contact and what are their responsibilities in an emergency?

- List the agencies involved, the area of responsibility (e.g., emergency response, evacuation, emergency shelter, medical/health care, food distribution, control access to accident site, public/media liaison, liaison with Federal and state responders, locating and manning the command center or emergency operating center), the name of the contact, position, 24-hour telephone number, and the chain of command.
- Is there any specific chemical or toxicological expertise available in the community, in industry, colleges and

universities, poison control centers, or on a consultant basis?

What kinds of equipment and materials are available at the local level to respond to emergencies? How can the equipment, materials, and personnel be made available to trained users at the scene of an incident?

Does the community have specialized emergency response teams to respond to hazardous materials releases?

- Have the local emergency services (fire, police, medical) had any hazardous materials training, and if so, do they have and use any specialized equipment?
- Are local hospitals able to decontaminate and treat numerous exposure victims quickly and effectively?
- Are there specialized industry response teams (e.g., CHLOREP, AAR/BOE), state/Federal response teams, or contractor response teams available within or close to the community? What is the average time for them to arrive on the scene?
- Has the community sought any resources from industry to help respond to emergencies?

Is the community emergency transportation network defined?

- Does the community have specific evacuation routes designated? What are these evacuation routes? Is the general public aware of these routes?
- Are there specific access routes designated for emergency response and services personnel to reach facilities or incident sites? (In a real incident, wind direction might make certain routes unsafe.)

Does the community have other procedures for protecting citizens during emergencies (e.g., asking them to remain indoors, close windows, turn off air-conditioners, tune into local emergency radio broadcasts)? Has the community been educated about these precautions? If not, what confidence do you have that they will be implemented effectively?

Is there a mechanism that enables responders to exchange information or ideas during an emergency with other entities, either internal or external to the existing organizational structure?

Does the community have a communications link with an Emergency Alert System (EAS) station? Is there a designated emergency communications network in the community to alert the public, update the public, and provide communications between the command center or emergency operating center, the incident site, and off-scene support? Is there a backup system?

- What does the communications network involve (e.g., special radio frequency, network channel, siren, dedicated phone lines, computer hookup)?
- Is there an up-to-date list, with telephone numbers, of radio and television stations (including cable companies) that broadcast in the area?
- Is there an up-to-date source list with a contact, position, and telephone number for technical information assistance? This can be Federal (e.g., NRC, USCG CHRIS/HACS, ATSDR, OHMTADS), state, industry associations (e.g., CHEMTREC, CHLOREP, AAR/BOE), local industry groups (e.g., local AIChE, ASME, ASSE chapters), academic institutions, and poison control center?

Is there a source list with a contact, position, and telephone number for community resources available?

- Does the list of resources include wreck clearing, transport, clean up, disposal, health, analytical sampling laboratories, and detoxifying agents?

Have there been any fixed-facility or transportation incidents involving hazardous materials in the community? What response efforts were taken? What were the results? Have these results been evaluated?

3.5 Writing an Emergency Plan

When the team has reviewed existing plans, completed a hazards identification and analysis, and assessed its preparedness, prevention, and response capabilities, it can take steps to make serious incidents less likely. Improved warning systems, increased hazardous materials training of industry and local response personnel, and other efforts at the local level, can all make a community better prepared to live safely with hazardous materials.

The team should also begin to write an emergency plan if one does not already exist, or revise existing plans to include hazardous materials. Chapter 4 describes two approaches to developing or revising an emergency plan. Chapter 5 describes elements related to hazardous materials incidents that should be included in whichever type of plan the community chooses to write.

4. Developing the Plan

4.1 Introduction

Most communities have some type of written plan for emergencies. These plans range from a comprehensive all-hazard approach as described in FEMA's SLG 101 (Guide for All-Hazard Emergency Operations Planning) to a single telephone roster for call-up purposes, or an action checklist. Obviously the more complete and thorough a plan is, the better prepared the community should be to deal with any emergency that occurs.

As noted in Chapter 1, EPCRA requires LEPCs to develop local plans for emergency responses in the event of a release of an extremely hazardous substance. Those communities receiving FEMA funds are required to incorporate hazardous materials planning into their multihazard EOP. Other communities are encouraged to prepare a multihazard EOP in accord with SLG 101 because it is the most comprehensive approach to emergency planning. Not every community, however, may be ready for or capable of such a comprehensive approach.

Because each community must plan in light of its own situation and resources, a less exhaustive approach may be the only practical, realistic way of having some type of near-term plan. Each community must choose the level of planning that is appropriate for it, based upon the types of hazard found in the community.

This chapter discusses two basic approaches to writing a plan: (1) development or revision of a hazardous materials appendix (of appendixes to functional annexes) to a multihazard EOP following the approach described in FEMA's SLG 101, and (2) development or revision of a plan covering only hazardous materials. Each approach is discussed in more detail below.

4.2 Hazardous Materials Appendix to MultiHazard EOP

The first responders (e.g., police, fire, emergency medical team) at the scene of an incident are generally the same whatever the hazard. Moreover, many emergency functions (e.g., direction and control, communications, and evacuation) vary only slightly from hazard to hazard. Procedures to be followed for warning the public of a hazardous materials incident, for example, are not that different from procedures followed in warning the public about other incidents such as a flash flood. It is possible, therefore, to avoid a great deal of unnecessary redundancy and confusion by planning for all hazards at the same time. A multihazard EOP avoids developing separate structures, resources, and plans to deal with each type of hazard. Addressing the general aspects of all hazards first and then looking at each potential hazard individually to see if any unique aspects are

involved result in efficiencies and economies in the long run. Multihazard EOPs also help ensure that plans and systems are reasonably compatible if a large-scale hazardous materials incident requires a simultaneous, coordinated response by more than one community or more than one level of government.

A community that does not have a multihazard plan is urged to consider seriously the advantages of this integrated approach to planning. In doing so, the community may want to seek state government advice and support.

SLG 101 describes a sample format, content, and process for state and local EOPs. It recommends that a multihazard EOP include three components -- a basic plan, functional annexes, and hazard-specific appendixes. It encourages development

of a basic plan that includes generic functional annexes applicable to any emergency situation, with unique aspects of a particular hazard being addressed in hazard-specific appendixes. It stresses improving the capabilities for simultaneous, coordinated response by a number of emergency organizations at various levels of government.

SLG 101 provides flexible guidance, recognizing that substantial variation in planning may exist from community to community. A community may develop a separate hazardous material appendix to each functional annex where there is a need to reflect considerations unique to hazardous materials not adequately covered in the functional annex.

Alternatively, a community may develop a single hazardous materials plan incorporating all functional annex considerations related to hazardous materials in one document.

The sample plan format used in SLG 101 is a good one, but it is not the only satisfactory one. It is likely that no one format is the best for all communities of all sizes in all parts of the country. Planners should, therefore, use good judgment and common sense in applying SLG 101 principles to meet their needs. The community has latitude in formatting the plan but should closely follow the basic content described in SLG 101.

SLG 101 should be used in preparing the basic plan and functional annexes. This guide should be used as a supplement to SLG 101 to incorporate hazardous materials considerations into a multihazard EOP. Communities that want to develop SOP manuals could begin with information included in the functional annexes of a multihazard EOP. A community that is incorporating hazardous materials into a multihazard EOP should turn to Chapter 5 of this guide for a discussion of those unique considerations to be taken into account in hazardous materials planning.

4.3 Single-Hazard Emergency Plan

If a community does not have the resources, time, or capability readily available to undertake multihazard planning, it may wish to produce a single-hazard plan addressing hazardous materials.

Exhibit 4 identifies sections of an emergency plan for hazardous materials incidents. **The sample outline is not a model. It is not meant to constrain any community. Indeed, each community should seek to develop a plan that is best suited to its own circumstances, taking advantage of the sample outline where appropriate.** The type of plan envisioned in the sample outline would affect all governmental and private organizations involved in emergency response operations in a particular community. Its basic purpose would be to provide the necessary data and documentation to anticipate and coordinate the many persons and organizations that would be involved in emergency response actions. As such, the plan envisioned in this sample outline is intended neither to be a “hip-pocket” emergency response

manual, nor to serve as a detailed Standard Operating Procedures (SOP) manual for each of the many agencies and organizations involved in emergency response actions, although it could certainly be used as a starting point for such manuals. Agencies that want to develop an SOP manual could begin with the information contained under the appropriate function in Plan Section C of this sample outline. If it is highly probable that an organization will be involved in a hazardous materials incident response, then a more highly detailed SOP should be developed.

Exhibit 4

SAMPLE OUTLINE OF A HAZARDOUS MATERIALS EMERGENCY PLAN

(NOTE: Depending upon local circumstances, communities will develop some sections of the plan more extensively than other sections. See page 39 for how the sample outline relates to **EPCRA** requirements.)

- A. Introduction
 - 1. Incident Information Summary
 - 2. Promulgation Document
 - 3. Legal Authority and Responsibility for Responding
 - 4. Table of Contents
 - 5. Abbreviations and Definitions
 - 6. Assumptions/Planning Factors
 - 7. Concept of Operations
 - a. Governing Principles
 - b. Organizational Roles and Responsibilities
 - c. Relationship to Other Plans (community-wide or installation specific)
 - 8. Instructions on Plan Use
 - a. Purpose
 - b. Plan Distribution
 - 9. Record of Amendments
- B. Emergency Assistance Telephone Roster
- C. Response Functions*
 - 1. Initial Notification of Response Agencies
 - 2. Direction and Control
 - 3. Communications (among Responders)
 - 4. Warning Systems and Emergency Public Notification
 - 5. Public Information/Community Relations
 - 6. Resource Management
 - 7. Health and Medical Services
 - 8. Response Personnel Safety
 - 9. Personal Protection of Citizens
 - a. Indoor Protection
 - b. Evacuation Procedures
 - c. Other Public Protection Strategies (e.g., plume suppression, containment)
 - 10. Fire and Rescue
 - 11. Law Enforcement
 - 12. Ongoing Incident Assessment
 - 13. Human Services
 - 14. Public Works
 - 15. Others
- D. Containment and Clean up
 - 1. Techniques for Spill Containment and Clean up
 - 2. Resources for Clean up and Disposal
- E. Documentation and Investigative Follow-up

F. Procedures for Testing and Updating Plan

1. Testing the Plan
2. Updating the Plan

G. Hazards Analysis (Summary)

H. References

1. Laboratory, Consultant, and Other Technical Support Resources
2. Technical Library

*These *Response Functions* are equivalent to the *functional annexes* of a multihazard EOP described in SLG 101.

5. Hazardous Materials Planning Elements

5.1 Introduction

This chapter presents and discusses a comprehensive list of planning elements related to hazardous materials incidents. Communities that are developing a hazardous materials appendix/plan need to review these elements thoroughly. Communities that are revising an existing appendix/plan need to evaluate their present appendix/plan and identify what elements need to be added, deleted, or amended in order to deal with the special problems associated with the accidental spill or release of hazardous materials.

EPCRA requires each emergency plan to include all of the following. The appropriate section of the plan as indicated in Exhibit 7 is shown in parentheses after each required EPCRA plan element.

- (1) Identification of facilities subject to the EPCRA requirements that are within the emergency planning district; identification of routes likely to be used for the transportation of substances on the list of extremely hazardous substances; and identification of additional facilities contributing or subjected to additional risk due to their proximity to facilities, such as hospitals or natural gas facilities. (Exhibit 7, Sections A. 6 and G)
- (2) Methods and procedures to be followed by facility owners and operators and local emergency and medical personnel to respond to any releases of such substances. (Exhibit 7, Section C)
- (3) Designation of a community emergency coordinator and facility emergency coordinators, who shall make determinations necessary to implement the plan. (Exhibit 7, Section A. 7b)
- (4) Procedures providing reliable, effective, and timely notification by the facility emergency coordinators and the community emergency coordinator to persons designated in the emergency plan, and to the public, that a release has occurred. (Exhibit 7, Sections C. 1 and C. 4)
- (5) Methods for determining the occurrence of a release, and the area or population likely to be affected by such release. (Exhibit 7, Sections A. 6 and G)
- (6) A description of emergency equipment and facilities in the community and at each facility in the community subject to EPCRA requirements, and an identification of the persons responsible for such equipment and facilities. (Exhibit 7, Section C. 6)
- (7) Evacuation plans, including provisions for a precautionary evacuation and alternative traffic routes. (Exhibit 7, Section C. 9b)
- (8) Training programs, including schedules for training of local emergency response and medical personnel. (Exhibit 7, Sections C. 6 and F-1)
- (9) Methods and schedules for exercising the emergency plan. (Exhibit 7, Section F. 1)

The various planning elements are discussed here in the same order as they appear in the sample outline for a hazardous materials emergency plan in Chapter 4. Community planners might choose, however, to order these planning elements differently in a multihazard plan following the model of SLG 101.

5.2 Discussion of Planning Elements

The remainder of this chapter describes in detail what sorts of information could be included in each element of the emergency plan.

These issues need to be addressed in the planning process. In some cases, they will be adequately covered in SOPs and will not need to be included in the emergency plan.

Planning Element A: Introduction

Planning Element A.1: Incident Information Summary

- Develop a format for recording essential information about the incident:
 - Date and time
 - Name of person receiving call
 - Name and telephone number of on-scene contact
 - Location
 - Nearby populations
 - Nature (e.g., leak, explosion, spill, fire, derailment)
 - Time of release
 - Possible health effects/medical emergency information
 - Number of dead or injured; where dead/injured are taken
 - Rescue accomplished? Rescue needed?
 - Name of material(s) released; if known
 - Manifest/shipping invoice/billing label
 - SSTC number
 - CAS number
 - MSDS available?
 - Shipper/manufacturer identification
 - Container type (e.g., truck, rail car, pipeline, drum)
 - Railcar/truck 4-digit identification numbers
 - Placard/label information
 - Characteristics of material (e.g., color, smell, physical effects), only if readily detectable

- Present physical state of the material (i.e., gas, liquid, solid)
- Total amount of material that may be released
- Other hazardous materials in area
- Amount of material released so far/duration of release
- Whether significant amounts of the material appear to be entering the atmosphere, nearby water, storm drains, or soil
- Whether the release was in a confined space
- Direction, height, color, odor of any vapor clouds or plumes
- Weather conditions (wind direction, speed, inversion)
- Local terrain conditions significant to dispersion
- Personnel at the scene

Comment: Initial information is critical. Answers to some of these questions may be unknown by the caller, but it is important to gather as much information as possible very quickly in order to facilitate decisions on public notification and evacuation. Some questions will apply to fixed-facility incidents and others will apply only to transportation incidents. Some questions will apply specifically to air releases, while other questions will gather information about spills onto the ground or into water. **Identification numbers, shipping manifests, and placard information are essential** to identify any hazardous materials involved in transportation incidents, and to take initial precautionary and containment steps. First responders should use the *DOT Emergency Response Guidebook* to help identify hazardous materials. Additional information about the identity and characteristics of chemicals is available by calling CHEMTREC (800-424-9300). CHEMTREC is described in Appendix C.

This emergency response notification section should be:

- **BRIEF** -- never more than one page in length.
- **EASILY ACCESSIBLE** -- located *on the cover* of first page of the plan. It should also be repeated at least once inside the plan, in case the cover is torn off.
- **SIMPLE** – information to be reported and emergency telephone numbers should be kept to a minimum.

Copies of the emergency response notification form could be provided to potential dischargers to familiarize them with information needed at the time of an incident.

Planning Element A.2: Promulgation Document

- Statement of plan authority

Comment: A letter, signed by the community's chief executive, should indicate legal authority and responsibility for putting the plan into action. To the extent that the execution of this plan involves various private- and public-sector organizations, it may be appropriate to include letters of agreement signed by officials of these organizations.

Planning Element A.3: Legal Authority and Responsibility for Responding

- Authorizing legislation and regulations
 - Federal (e.g., CERCLA, EPCRA, CWA, National Contingency Plan, **Oil Pollution Act**, and Disaster Relief Act)
 - State
 - Regional
 - Local
- Mandated agency responsibilities
- Letters of agreement

Comment: If there are applicable laws regarding planning for response to hazardous materials releases, list them here. Analyze the basic authority of participating agencies and summarize the results here. The community may choose to enact legislation in support of its plan. Be sure to identify any agencies required to respond to particular emergencies.

Planning Element A.4: Table of Contents

Comment: All sections of the plan should be listed here and clearly labeled with a tab for easy access.

Planning Element A.5: Abbreviations and Definitions

Comment: Frequently used abbreviations, acronyms, and definitions should be gathered here for easy reference.

Planning Element A. 6: Assumptions/Planning Factors

- Geography
 - Sensitive environmental areas
 - Land use (actual and potential, in accordance with local development codes)
 - Water supplies
 - Public transportation network (roads, trains, buses)
 - Population density
 - Particularly sensitive institutions (e.g., schools, hospitals, homes for the aged) and individuals
- Climate/weather statistics
- Time variables (e.g., rush hour, vacation season)
- Particular characteristics of each facility and the transportation routes for which the plan is intended

- On-site details
 - Neighboring population
 - Surrounding terrain
 - Known impediments (tunnels, bridges)
 - Release collection point (e.g., gullies, sewers, catchments)
 - Other areas at risk
- Assumptions

Comment: This section is a summary of precisely what local conditions make an emergency plan necessary. Information for this section will be derived from the hazards identification and analysis. Appropriate maps should be included in this section. Maps should show: water intakes, environmentally sensitive areas, major chemical manufacturing or storage facilities, population centers, and the location of response resources.

Assumptions are the advance judgments concerning what would happen in the case of an accidental spill or release. For example, planners might assume that a certain percentage of local residents on their own will evacuate the area along routes other than specified evacuation routes. Or planners might include the likely point where interventions may be rapidly implemented (e.g., dikes at storm drains).

Planning Element A. 7: Concept of Operations

Planning Element A. 7a: Governing Principles

Comment: The plan should include brief statements of precisely what is expected to be accomplished if an incident should occur.

.....

Planning Element A.7b: Organizational Roles and Responsibilities

- Municipal government
 - Chief elected official
 - Emergency management director
 - Community emergency coordinator (EPCRA)
 - Communications personnel
 - Fire service
 - Law enforcement
 - Public health agency
 - Environmental agency
 - Public works

- County government
- Officials of fixed facilities and transportation companies
 - Facility emergency coordinators (EPCRA)
- Nearby municipal and county governments
 - Notification
 - Mutual aid requests
- Indian tribes within or nearby the affected jurisdiction
- State government
 - Environmental protection agency
 - Emergency management agency
 - Public health agency
 - Transportation organization
 - Public safety organization
- Federal government
 - EPA
 - FEMA
 - DOT
 - HHS/ATSDR
 - USCG
 - DOL/OSHA
 - USDA (farm animals)
 - DOD
 - DOE
 - RRT
- Predetermined arrangements
- How to use outside resources
 - Response capabilities
 - Procedures for using outside resources

Comment: This section lists all those organizations and officials who are responsible for planning and executing the preresponse (planning and prevention), response (implementing the plan during an incident), and postresponse (cleanup and restoration) activities to a hazardous materials

incident. One organization should be given command and control responsibility for each of these three phases of the emergency response. The role of each organization/official should be clearly described. The plan should clearly designate who is in charge and should anticipate the potential involvement of state and Federal agencies and other response organizations. (Note: The foregoing list of organizations and officials is not meant to be complete. Each community will need to identify all the organizations/officials who are involved in the local planning and response process.)

This section of the plan should contain descriptions and information on the RRTs and the predesignated FOSC for the area covered by the plan. (See Section 1.4.1 of this guidance.) Because of their distant location, it is often difficult for such organizations to reach a scene quickly; planners should determine in advance approximately how much time would elapse before the FOSC could arrive at the scene.

This section should also indicate where other disaster assistance can be obtained from Federal, state, or regional sources. Prearrangements can be made with higher-level government agencies, bordering political regions, and chemical plants.

Major hazardous materials releases may overwhelm even the best prepared community, and an incident may even cross jurisdictional boundaries. Cooperative arrangements are an efficient means of obtaining the additional personnel, equipment, and materials that are needed in an emergency by reducing expenditures for maintaining extra or duplicative resources. Any coordination with outside agencies should be formalized through mutual aid and Good Samaritan agreements or memoranda of understanding specifying delegations of authority, responsibility, and duties. These formal agreements can be included in the plan if desired.

.....

Planning Element A.7c: Relationship to Other Plans

Comment: A major task of the planning group is to integrate planning for hazardous materials incidents into already existing plans. In larger communities, it is probable that several emergency plans have been prepared. **It is essential to coordinate these plans.** When more than one plan is put into action simultaneously, there is a real potential for confusion among response personnel unless the plans are carefully coordinated. All emergency plans (including facility plans and hospital plans) that might be employed in the event of an accidental spill or release should be listed in this section. The community plan should include the methods and procedures to be followed by facility owners and operators and local emergency response personnel to respond to any releases of such substances. The NCP, the Federal regional contingency plan, any OSC plan for the area, and any state plan should be referenced. **Of special importance are all local emergency plans.**

Even where formal plans do not exist, various jurisdictions often have preparedness capabilities. Planners should seek information about informal agreements involving cities, counties, states, and countries.

Planning Element A.8: Instructions on Plan Use

Planning Element A.8a: Purpose

Comment: This should be a clear and succinct statement of when and how the plan is meant to be used. It is appropriate to list those facilities and transportation routes explicitly considered in the plan.

.....

Plan Section A.8b: Plan Distribution

- List of organizations/persons receiving plan
- Specify whether citizens living in close proximity to areas where spills are likely are expected to take some immediate action to protect themselves and if so, they should be given appropriate instructions.

Comment: The entire plan should be available to the public: it can be stored at a library, the local emergency management agency, or some other public place. The plan should be distributed to all persons responsible for response operations. The plan distribution list should account for all organizations receiving such copies of the plan. This information is essential when determining who should be sent revisions and updates to the plan.

Planning Element A.9: Record of Amendments

- Change record sheet
 - Date of change
 - Recording signature
 - Page numbers of changes made

Comment: Maintaining an up-to-date version of a plan is of prime importance. When corrections, additions, or changes are made, they should be recorded in a simple bookkeeping style so that all plan users will be aware that they are using a current plan.

All that is necessary for this page is a set of columns indicating date of change, the signature of the person making the change, and the page number for identifying each change made.

Planning Element B: References

**Planning Element B.1: Laboratory, Consultant,
and Other Technical Support Resources**

- Telephone directory of technical support services
- Laboratories (environmental and public health)
- Private consultants
- Colleges or universities (chemistry departments and special courses)
- Local chemical plants

Comment: This section should identify the various groups capable of providing technical support and the specific person to be contacted. Medical and environmental laboratory resources to assess the impact of the most probable materials that could be released should be identified. Note should be made about the ability of these laboratories to provide rapid analysis. These technical experts can provide advice during a disaster and also be of great service during the development of this plan. For this reason, one of the first planning steps should be gathering information for this section.

Planning Element B.2: Technical Library

- List of references, their location, and their availability
- General planning references
- Specific references for hazardous materials
- Technical references and methods for using national data bases
- Maps

Comment: Industry sources can provide many specific publications dealing with hazardous materials. This section of the plan will list those published resources that are actually available in the community. Also list any maps (e.g., of facilities, transportation routes) that will aid in the response to an accidental spill or release.

The list of technical references in Appendix E could be helpful. Regional Federal offices can also be contacted. (For further information on contacting Federal agencies, please see Appendix F.)

It is important for planners to acquire, understand, and be able to use available hazardous materials databases, including electronic databases available from commercial and government sources. Planning guides such as ACC's CAER program, and this guide should also be available locally.

Planning Element C: Emergency Assistance Telephone Roster

- List of telephone numbers for:
 - Participating agencies
 - Technical and response personnel
 - CHEMTREC
 - Public and private sector support groups
 - National Response Center

Comment: An accurate and up-to-date emergency telephone roster is an essential item. The name of a contact person (and alternate) and the telephone number should be listed. Briefly indicate the types of expertise, services, or equipment that each agency or group can provide. Indicate the times of day when the number will be answered: note all 24-hour telephone numbers. All phone numbers and names of personnel should be verified at least every six months. When alternate numbers are available, these should be listed. This section of the plan should stand alone so that copies can be carried by emergency response people and others. Examples of organizations for possible inclusion in a telephone roster are shown on the following table.

Telephone Roster

Community Assistance

Police
Fire
Emergency Management Agency
Public Health Department
Environmental Protection Agency
Department of Transportation
Public Works
Water Supply
Sanitation
Port Authority
Transit Authority
Rescue Squad
Ambulance
Hospitals
Utilities:
 Gas
 Phone
 Electricity
Community Officials:
 Mayor
 City Manager
County Executive
Councils of Government

Volunteer Groups

Red Cross
Salvation Army
Church Groups
Ham Radio Operators
Off-Road Vehicle Club

Response Personnel

Incident Commander
Agency Coordinators
Response Team Members

Bordering Political Regions

Municipalities
Counties
States
Countries
River Basin Authorities
Irrigation Districts
Interstate Compacts
Regional Authorities
Bordering International Authorities
Sanitation Authorities/Commissions

Industry

Transporters
Chemical Producers/Consumers
Spill Cooperatives
Spill Response Teams

Media

Television

Newspaper
Radio

State Assistance

SERC (EPCRA)
State Environmental Protection Agency
Emergency Management Agency
Department of Transportation
Police
Public Health Department
Department of Agriculture

Federal Assistance (Consult websites in Appendix F for appropriate telephone numbers.)

Federal On-Scene Coordinator
U.S. Department of Transportation
U.S. Coast Guard
U.S. Environmental Protection Agency
Federal Emergency Management Agency
U.S. Department of Agriculture
Occupational Safety and Health Administration
Agency for Toxic Substances and Disease Registry
National Response Center (800-424-8802)
U.S. Army, Navy, Air Force
Bomb Disposal or Explosive Ordnance Team, Tech. Escort, U.S. Army
Nuclear Regulatory Commission
U.S. Department of Energy Radiological Assistance
U.S. Department of the Treasury
 Bureau of Alcohol, Tobacco, and Firearms

Other Emergency Assistance

CHEMTREC
Emergency Number (800-424-9300)
Customer Service (800-262-8200)
CHEMNET
CHLOREP

Association of American Railroads
 Bureau of Explosives
Poison Control Center
Cleanup Contractor

Planning Element D: Response Functions

Comment: Each function should be clearly marked with a tab so that it can be located quickly. When revising and updating a plan, communities might decide to add, delete, or combine individual functions.

Each response “function” usually includes several response activities. Some communities prepare a matrix that lists all response agencies down the left side of the page and all response activities across the top of the page. Planners can then easily determine which response activities need interagency coordination and which, if any, activities are not adequately provided for in the plan.

Function 1: Initial Notification of Response Agencies

- 24-hour emergency response hotline telephone numbers
 - Local number to notify area public officials and response personnel
 - Number to notify state authorities
 - **National Response Center** (800-424-8802)
- Other agencies (with telephone numbers) to notify immediately (e.g., hospitals, health department, Red Cross)

Comment: The local 24-hour emergency response hotline should be called first and therefore should have a prominent place in the plan. Provision should be made for notifying nearby municipalities and counties that could be affected by a vapor cloud or liquid plumes in a water supply.

Normally, the organization that operates the emergency response hotline will inform other emergency service organizations (e.g., health department, hospitals, Red Cross) once the initial notification is made. The plan should provide a method for notifying all appropriate local, state, and Federal officials and agencies, depending upon the severity of the incident. To ensure that the appropriate FOSC is notified of a spill or release, the National Response Center operated by the USCG should be included in the notification listing. CERCLA requires that the National Response Center be notified by the responsible party of releases of many hazardous materials in compliance with the reportable quantity (RQ) provisions. The National Response Center telephone number is 800-424-8802. If there is an emergency notification number at the state or regional level, it should be called before the National Response Center, and then a follow-up call made to the National Response Center as soon as practicable. It should be noted that notification is not, in and of itself, a request for assistance. After size-up, appropriate assistance (e.g., air monitoring support, medical management guidance) should be requested. It should also be noted that assistance can be received without relinquishing local control in many cases.

The plan should indicate how volunteer and off-duty personnel will be summoned. Similarly, there should be a method to notify special facilities (e.g., school districts, private schools, nursing homes, day care centers, industries, detention centers), according to the severity of the incident.

Function 2: Direction and Control

- Name of on-scene authority
- Chain of command (illustrated in a block diagram)
- Criteria for activating emergency operating center
- Method for establishing on-scene command post and communications network for response team(s)
- Method for activating emergency response teams
- List of priorities for response actions preplanned based on hazard analysis when possible
- Levels of response based on incident severity

Comment: Response to a hazardous materials spill or release will involve many participants: police, firefighters, facility personnel, health personnel, and others. It is also possible to have more than one organization perform the same service; for example, local police, the county sheriff and deputies, as well as the highway patrol may respond to perform police functions. Because speed of response is so important, coordination is needed among the various agencies providing the same service. It is essential to identify (by title or position) the one individual responsible for each participating organization, and the one person responsible for each major function and service. The plan should be based on an ICS.

Work out, in advance, the following:

- (1) Who will be in charge (lead organization);
- (2) What will be the chain of command;
- (3) Who will activate the emergency operating center, if required;
- (4) Who will maintain the on-scene command post and keep it secure;
- (5) Who will have advisory roles (and what their precise roles are);
- (6) Who will make the technical recommendations on response actions to the lead agency;
- (7) Who (if anyone) will have veto power;
- (8) Who is responsible for requesting assistance from outside the community (see note on the preceding page); and
- (9) Who is responsible for public information releases?

This chain of command should be clearly illustrated in a block diagram.

Response action checklists are a way of condensing much useful information. They are helpful for a quick assessment of the response operation. If checklists are used, they should be prepared in sufficient detail to ensure that all crucial activities are included.

Planners should consider whether to have categories of response actions in accordance with the severity of an incident. The severity of an incident influences decisions on the level (or degree) of response to be made. This will determine how much equipment and how many personnel will be called, the extent of evacuation, and other factors.

The following chart summarizes who and what are involved in three typical emergency conditions. Information about the three response levels should be provided to special

facilities (e.g., school districts, private schools, day care centers, hospitals, nursing homes, industries, detention centers).

Response Level	Description	Contact:
I. Potential Emergency Condition	An incident or threat of a release which can be controlled by the first response agencies and does not require evacuation of other than the involved structure or the immediate outdoor area. The incident is confined to a small area and does not pose an immediate threat to life or property.	Fire Department Emergency Medical Police Department Partial EOC Staff Public Information Office CHEMTREC National Response Center
II. Limited Emergency Condition	An incident involving a greater hazard or larger area which poses a potential threat to life or property and which may require a limited evacuation of the surrounding area.	All Agencies in Level I HAZMAT Teams EOC Staff Public Works Department Health Department Red Cross County Emergency Management Agency State Police Public Utilities
III. Full Emergency Condition	An incident involving a severe hazard or a large area which poses an extreme threat to life and property and will probably require a large scale evacuation; or an incident requiring the expertise or resources of county, state, Federal, or private agencies/organizations.	All Level I and II Agencies plus the following as needed: Mutual Aid Fire, Police, Emergency Medical State Emergency Management Agency State Department of Environmental Resources State Department of Health EPA USCG ATSDR FEMA OSC/RRT

Function 3: Communications (among Responders)

- All form(s) of exchanging information or ideas for emergency response with other entities, either internal or external to the existing organizational structure

Comment: This aspect of coordination merits special consideration. Different response organizations typically use different radio frequencies. Therefore, specific provision must be made for accurate and efficient communication among all the various organizations during the response itself. Several states have applied for one "on-scene" command radio frequency that all communities can use. At a minimum, it may be beneficial to establish radio networks that will allow for communication among those performing similar functions. The plan might specify who should be given a radio unit, and who is allowed to speak on the radio. In order to avoid possible explosion/fire hazards, all communications equipment (including walkie-talkies) should be intrinsically safe.

Function 4: Warning Systems and Emergency Public Notification

- Method for alerting the public

- Title and telephone number of person responsible for alerting the public as soon as word of the incident is received
- List of essential data to be passed on (e.g., health hazards, precautions for personal protection, evacuation routes and shelters, hospitals to be used)

Comment: This section should contain precise information on how sirens or other signals will be used to alert the public in case of an emergency. This should include information on what the different signals mean, how to coordinate the use of sirens, and the geographic area covered by each siren. (If possible, a backup procedure should be identified.) While a siren alerts those who hear it, an emergency broadcast is necessary to provide detailed information about the emergency and what people should do.

Sample Emergency Broadcast System messages should be prepared with blank spaces that can be filled in with precise information about the accident. One sample message should provide fundamental information about the incident and urge citizens to remain calm, stay off the phone, and await further information and instructions. Another sample message should be for an evacuation. Another sample message should describe any necessary school evacuations so that parents will know where their children are. Another sample message should be prepared to tell citizens to take shelter and inform them of other precautions they may take to protect themselves. The message should clearly identify those areas in which protective actions are recommended, using familiar boundaries. Messages might be developed in languages other than English, if customarily spoken in the area.

This section could be of urgent significance. When life-threatening materials are released, speed of response is crucial. It is not enough to have planned for alerting the community: one organization must be assigned the responsibility of alerting the public as soon as word of the accidental release is received. Delay in alerting the public can lead to the loss of life. In addition to sirens and the Emergency Broadcast System, it may be necessary to use mobile public address systems or house-by-house contacts. In this case, adequate protection must be provided for persons entering the area to provide such help.

Function 5: Public Information/Community Relations

- Method for educating the public about possible emergencies
- Method for keeping the public informed
- Provision for one person to serve as liaison to the public
- List of radio and TV contacts
- Develop/obtain factsheets on common materials and resume operations in advance

Comment: Many communities develop a public information program to educate citizens about safety procedures during an incident. This program could include pamphlets; newspaper stories; periodic radio and television announcements; and programs for schools, hospitals, and homes for the aged.

It is important to provide accurate information to the public in order to prevent panic. Some citizens simply want to know what is happening. Other citizens may need to be prepared for possible evacuation or they may need to know what they can do immediately to protect themselves. Because information will be needed quickly, radio and television are much more important than newspapers in most hazardous materials releases. In less urgent cases, newspaper articles can provide detailed information to enhance public understanding of accidental spills and procedures for containment and clean up. One person should be identified to serve as spokesperson. It is strongly recommended that the individual identified have training and experience in public information, community relations, and media relations.

The spokesperson can identify for the media individuals who have specialized knowledge about the event. The chain of command should include this spokesperson. Other members of the response team should be trained to direct all communications and public relations issues to this one person.

Function 6: Resource Management

- List of personnel needed for emergency response
- Training programs, including schedules for training of local emergency response and medical personnel
- List of vehicles needed for emergency response
- List of equipment (both heavy equipment and personal protective equipment) needed for emergency response

Comment: This section should list the resources that will be needed, and where the equipment and vehicles are located or can be obtained. A major task in the planning process is to identify what resources are already available and what must still be provided. For information on the selection of protective equipment, consult the *Occupational Safety and Health Guidance Manual for Hazardous Waste Site Activities* prepared by NIOSH, OSHA, USCG, and EPA (available online at www.cdc.gov/niosh/85-115.html); and the EPA/Los Alamos *Guidelines for the Selection of Chemical Protective Clothing* distributed by the American Conference of Governmental Industrial Hygienists (Phone: 513-742-2020, email: customerservice@acgih.org, website: www.acgih.org/).

This section should also address funding for response equipment and personnel. Many localities are initially overwhelmed by the prospect of providing ample funding for hazardous materials response activities. In large localities, each response agency is usually responsible for providing and maintaining certain equipment and personnel: in such cases, these individual agencies must devise funding methods, sources, and accounting procedures. In smaller localities with limited resources, officials frequently develop cooperative agreements with other jurisdictions and private industries. Some communities stipulate in law that the party responsible for an incident should ultimately pay the cost of handling it. In some states, regional hazmat teams that are responsible for several communities share costs. If a choice must be made between training and equipment, training should be addressed first.

For a more detailed discussion of response training, consult Chapter 6 of this guide.

Function 7: Health and Medical

- Provisions for ambulance service
- Provisions for medical treatment

Comment: This section should indicate how medical personnel and emergency medical services can be summoned. It may be appropriate to establish mutual aid agreements with nearby communities to provide backup emergency medical personnel and equipment. The community should determine a policy (e.g., triage) for establishing priorities for the use of medical resources during an emergency. Medical personnel must be made aware of significant chemical hazards in the community in order to train properly and prepare for possible incidents. Emergency medical teams and hospital personnel must be trained in proper methods for decontaminating and treating persons exposed to hazardous chemicals. Planners should include mental health specialists as part of the team assisting victims of serious incidents. Protective action recommendations for sanitation, water supplies, recovery, and reentry should be addressed in this section. Experience has shown that most victims in large scale events transport themselves to the nearest hospital.

Function 8: Response Personnel Safety

- Standard operating procedure for entering and leaving sites
- Accountability for personnel entering and leaving sites, including verification of appropriate training (e.g., HAZWOPER 40-hour or 24-hour training)
- Decontamination procedures
- Recommended safety and health equipment
- Personal safety precautions

Comment: Care must be taken to choose equipment that protects workers from the hazard present at the site without unnecessarily restricting the capacities of workers. Although the emphasis in equipment choices is commonly focused on protecting the worker from the risks presented by the hazardous material, impaired vision, restricted movements, or excessive heat can put workers at equal risk. After taking these factors into account, the planner should list the equipment appropriate to various degrees of hazard using the EPA Levels of Protection (A, B, C, and D). The list should include: the type of respirator (e.g., self-contained breathing apparatus, supplied air respirator, or air purifying respirator) if needed; the type of clothing that must be worn; and the equipment needed to protect the head, eyes, face, ears, hands, arms, and feet. This list can then be used as a base reference for emergency response. The specific equipment used at a given site will vary according to the hazard. In addition, the equipment list should be reevaluated and updated as more information about the site is gathered to ensure that the appropriate equipment is being used. Responders should receive ongoing training in the use of safety equipment.

This section can also address liability related to immediate and long term health hazards to emergency responders. State and local governments may want to consider insurance coverage and the development of waivers for employees and contractors who may be onsite during a hazmat incident.

Function 9: Personal Protection of Citizens

Function 9a: Indoor Protection

- Hazard-specific personal protection

Comment: The plan should clearly indicate what protective action should be taken in especially hazardous situations. Evacuation is sometimes, but not always, necessary. (See Function 9b.) For some hazardous materials it is safer to keep citizens inside with doors and windows closed rather than to evacuate them. It is perhaps appropriate to go upstairs (or downstairs). Household items (e.g., wet towels) can provide personal protection for some chemical hazards. Frequently a plume will move quickly past homes. Modern housing has adequate air supply to allow residents to remain safely inside for an extended but not unlimited period of time. Because air circulation systems can easily transport airborne toxic substances, a warning should be given to shut off all air circulation systems (including heating, air conditioning, clothes dryers, vent fans, and fire places) both in private and institutional settings.

For an indoor protective strategy to be effective, planning and preparedness activities should provide:

- An emergency management system and decision-making criteria for determining when an indoor protection strategy should be used;
- A system for warning and advising the public;
- A system for determining when a cloud has cleared a particular area;
- A system for advising people to leave a building at an appropriate time; and
- Public education before the event on the value of indoor protection and on expedient means to reduce ventilation.

.....

Function 9b: Evacuation Procedures

- Title of person and alternate(s) who can order/recommend an evacuation
- Vulnerable zones where evacuation could be necessary and a method for notifying these places
- Provisions for a precautionary evacuation
- Methods for controlling traffic flow and providing alternate traffic routes
- Locations of shelters and other provisions for evacuations (e.g., special assistance for hospitals)
- Agreements with nearby jurisdictions to receive evacuees
- Agreements with hospitals outside the local jurisdictions
- Protective shelter for relocated populations
- Reception and care of evacuees

- Re-entry procedures

Comment: Evacuation is the most sweeping response to an accidental release. The plan should clearly identify under what circumstances evacuation would be appropriate and necessary. The *DOT Emergency Response Guidebook* provides suggested distances for evacuating unprotected people from the scene of an incident during the initial phase. It is important to distinguish between general evacuation of the entire area and selective evacuation of a part of the risk zone. In either case, the plan should identify how people will be moved (i.e., by city buses, police cars, private vehicles). Provisions must be made for quickly moving traffic out of the risk zone and also for preventing outside traffic from entering the risk zone. If schools are located in the risk zone, the plan must identify the location to which students will be moved in an evacuation and how parents will be notified of this location. Special attention must also be paid to evacuating hospitals, nursing homes, and homes for the physically or mentally disabled.

Maps (drawn to the same scale) with evacuation routes and alternatives clearly identified should be prepared for each risk zone in the area. Maps should indicate precise routes to another location where special populations (e.g., from schools, hospitals, nursing homes, homes for the physically or mentally disabled) can be taken during an emergency evacuation, and the methods of transportation during the evacuation.

Consideration of what conditions must be met, when, and how evacuees will return to their homes should be part of this section.

This section on evacuation should include a description of how other agencies will coordinate with the medical community.

Copies of evacuation procedures should be provided to all appropriate agencies and organizations (e.g., Salvation Army, churches, schools, hospitals) and could periodically be published in the local newspaper(s).

If a particular response action that poses a significant hazard is planned (e.g., hot-tapping a pressure tank), then resident evacuation should be considered before operations are begun.

.....

Function 9c: Other Public Protection Strategies

- Relocation
- Water supply protection
- Sewage system protection

Comment: Some hazardous materials incidents may contaminate the soil or water of an area and pose a chronic threat to people living there. It may be necessary for people to move out of the area for a substantial period of time until the area is decontaminated or until natural weathering or decay reduce the hazard. Planning must provide for the quick identification of a threat to the drinking water supply, notification of the public and private system operators, and warning of the users. Planners should also provide sewage system protection. A hazardous chemical entering the sewage system can cause serious and long-term damage. It may be necessary to divert sewage, creating another public health threat and environmental problems.

Function 10: Fire and Rescue

- Chain of command among firefighters
- List of available support systems
- List of all tasks for firefighters

Comment: This section lists all firefighting tasks, as well as the chain of command for firefighters. This chain of command is especially important if firefighters from more than one jurisdiction will be involved. Planners should check to see if firefighting tasks and the chain of command are mandated by their state law. Firefighters should be trained in proper safety procedures when approaching a hazardous materials incident. They should have copies of the *DOT Emergency Response Guidebook* and know how to find shipping manifests in trucks, trains, and vessels. Specific information about protective equipment for firefighters should be included here. (See Function 6, "Resource Management," and the *Occupational Safety and Health Guidance Manual for Hazardous Waste Site Activities*.)

This section should also identify any mutual aid or Good Samaritan agreements with neighboring fire departments, hazmat teams, and other support systems.

Function 11: Law Enforcement

- Chain of command for law enforcement officials
- List of all tasks for law enforcement personnel

Comment: This section lists all the tasks for law enforcement personnel during an emergency response. Planners should check to see if specific law enforcement tasks are mandated by their state law. Because major emergencies will usually involve state, county, and local law enforcement personnel, and possibly the military, a clear chain of command must be determined in advance. Because they are frequently first on scene, law enforcement officials should be trained in proper procedures for approaching a hazardous materials incident. They should have copies of the *DOT Emergency Response Guidebook* and know how to find shipping manifests in trucks, trains, and vessels. Specific information about protective equipment for law enforcement officials should be included here. (See Function 6, "Resource Management," and the *Occupational Safety and Health Guidance Manual for Hazardous Waste Site Activities*.)

This section should include maps that indicate control points where police officers should be stationed in order to expedite the movement of responders toward the scene and of evacuees away from the scene, to restrict unnecessary traffic from entering the scene, and to control the possible spread of contamination.

Function 12: Ongoing Incident Assessment

- Field monitoring teams
- Provision for environmental assessment, biological monitoring, and contamination surveys

- Food/water controls

Comment: After notification that a release has occurred, it is crucial to monitor the release and assess its impact, both onsite and offsite. A detailed log of all sampling results should be maintained. Health officials should be kept informed of the situation. Often the facility at which the release has occurred will have the best equipment for this purpose.

This section should describe who is responsible to monitor the size, concentration, and movement of leaks, spills, and releases, and how they will do their work. Decisions about response personnel safety, citizen protection (whether indoor or through evacuation), and the use of food and water in the area will depend upon an accurate assessment of spill or plume movement and concentration. Similarly, decisions about containment and clean up depend upon monitoring data.

Air and water monitoring can be made simple as long as it is capable of detecting change in the spill area. Suggestions include: CGI/O₂, RAD, PID, compound specific detectors (colorimetric tubes), pH paper, temperature and conductivity for water, particulate matter meter, and compounds based on hazards analysis.

Function 13: Human Services

- List of agencies providing human services
- List of human services tasks

Comment: This section should coordinate the activities of organizations such as the Red Cross, Salvation Army, local church groups, and others that will help people during a hazardous materials emergency. These services are frequently performed by volunteers. Advance coordination is essential to ensure the most efficient use of limited resources.

Function 14: Public Works

- List of all tasks for public works personnel

Comment: This section lists all public works tasks during an emergency response. Public works officials should also be familiar with Plan Section D (“Containment and Clean up”).

Public works personnel destined to operate heavy equipment in a hot zone should be properly trained in protective measures or the hazmat team should cross train.

Function 15: Others

Comment: If the preceding list of functions does not adequately cover the various tasks to be performed during emergency responses, additional response functions can be developed.

Planning Element E: Containment and Clean up

Planning Element E.1: Techniques for Spill Containment and Clean up

- Containment and mitigation actions
- Clean up methods
- Restoration of the surrounding environment

Comment: Local responders will typically emphasize the containment and stabilization of an incident; state and Federal regulatory agencies can focus on cleanup details.

Federal RRT agencies can provide assistance during the cleanup process. It is the releaser's legal and financial responsibility to clean up and minimize the risk to the health of the general public and workers that are involved. The FOSC or other government officials should monitor the responsible party cleanup activities.

A clear and succinct list of appropriate containment and cleanup countermeasures should be prepared for each hazardous material present in the community in significant quantities. This section should be coordinated with the section on "Response Personnel Safety" so that response teams are subjected to minimal danger. Planners should concentrate on the techniques that are applicable to the hazardous materials and terrain of their area. It may be helpful to include sketches and details on how clean up should occur for certain areas where spills are more likely.

It is important to determine whether a fire should be extinguished or allowed to burn. Water used in firefighting could become contaminated and then would need to be contained or possibly treated. In addition, some materials may be water-reactive and pose a greater hazard when in contact with water. Some vapors may condense into pools of liquid that must be contained and removed. Accumulated pools may be recovered with appropriate pumps, hoses, and storage containers. Various foams may be used to reduce vapor generation rates. Water sprays or fog may be applied at downwind points away from "cold" pools to absorb vapors and accelerate their dispersal in the atmosphere. (Sprays and fog might not reduce an explosive atmosphere.) Volatile liquids might be diluted acids and bases or neutralized.

If a toxic vapor comes to the ground on crops, on playgrounds, in drinking water, or other places where humans are likely to be affected by it, the area should be tested for contamination. Appropriate steps must be taken if animals (including fish and birds) that may become part of the human food chain are in contact with a hazardous material. It is important to identify in advance what instruments and methods can be used to detect the material in question.

Restoration of the area is a long-range project, but general restoration steps should appear in the plan. Specific consideration should be given to the mitigation of damages to the environment.

Planning Element E.2: Resources for Clean up and Disposal

- Cleanup/disposal contractors and services provided
- Cleanup material and equipment

- Communications equipment
- Provision for long-term site control during extended clean ups
- Emergency transportation (e.g., aircraft, four-wheel-drive vehicles, boats)
- Cleanup personnel
- Personal protective equipment
- Approved disposal sites

Comment: This section is similar to the yellow pages of the telephone book. It provides plan users with the following important information:

- What types of resources are available (public and private);
- How much is stockpiled;
- Where it is located (address and telephone number); and
- What steps are necessary to obtain the resources.

Organizations that may have resources for use during a hazardous materials incident include:

- Public agencies (e.g., fire, police, public works, public health, agriculture, fish and game);
- Industry (e.g., chemical producers, transporters, storers, associations; spill cleanup contractors; construction companies);
- Spill/equipment cooperatives; and
- Volunteer groups (ham radio operators, four-wheel-drive vehicle clubs).

Resource availability will change with time, so keep this section of the plan up-to-date.

Hazardous materials disposal may exceed the capabilities of smaller cities and towns: in such cases, the plan should indicate the appropriate state or Federal agency that is responsible for making decisions regarding disposal.

Disposal of hazardous materials or wastes is controlled by a number of Federal and state laws and regulations. Both CERCLA and RCRA regulate waste disposal and it is important that this section reflect the requirements of these regulations for on-site disposal, transportation, and off-site disposal. The plan should include an updated list of RCRA disposal facilities for possible use during an incident.

Many states have their own regulations regarding transport and ultimate disposal of hazardous waste. Usually such regulations are similar and substantially equal to Federal regulations. Contact appropriate state agency offices for information on state requirements for hazardous waste disposal.

Planning Element E: Documentation and Investigative Follow-Up

- List of required reports

- Reasons for requiring the reports
- Format for reports
- Methods for determining whether the response mechanism worked properly
- Provision for cost recovery

Comment: This section indicates what information should be gathered about the release and the response operation. Key response personnel could be instructed to maintain an accurate log of their activities. Actual response costs should be documented to facilitate cost recovery.

It is also important to identify who is responsible for the postincident investigation to discover quickly the exact circumstances and cause of the release. Critiques of real incidents, if handled tactfully, allow improvements to be made based on actual experience. The documentation described above should help this investigation determine whether response operations were effective, whether the emergency plan should be amended, and what follow-up responder and public training programs are needed.

OSHA's Process Safety Management Rule and the RMP rule require facilities to conduct accident investigations for covered processes. In addition, EPCRA requires follow-up reports on covered releases.

Planning Element F: Procedures for Testing and Updating Plan

Planning Element F.1: Testing the Plan

- Provision for regular tabletop, functional, and full-scale exercises

Comment: Exercises or drills (simulated accidental releases where emergency response personnel act out their duties) are important tools in keeping a plan functionally up-to-date. The exercises can be tabletop or they can be realistic enough so that equipment is deployed, communication gear is tested, and "victims" are sent to hospitals with simulated injuries. Planners should work with local industry and the private medical community when conducting simulation exercises, and they should provide for drills that comply with state and local legal requirements concerning the content and frequency of drills. EPCRA requires annual exercises to test and update the plan. After the plan is tested, it should be revised and retested until the planning team is confident that the plan is ready. The public should be involved in or at least informed of these exercises. FEMA, EPA, and ACC provide guidance on simulation exercises through their training programs complementing this guide.

This section should specify:

- (1) The organization in charge of the exercise;
- (2) The types of exercises;
- (3) The frequency of exercises; and
- (4) A procedure for evaluating performance, making changes to plans, and correcting identified deficiencies in response capabilities as necessary. (See Chapter 6 of this guide.)

Planning Element F.2: Updating the Plan

- Title and organization of responsible person(s)
- Change in notification procedures
- Frequency with which the plan should be audited and what mechanisms will be used to change the plan

Comment: Responsibility should be delegated to someone to make sure that the plan is updated frequently and that all plan holders are informed of the changes. Notification of changes should be by written memorandum or letter: the changes should be recorded in the RECORD OF AMENDMENTS page at the front of the completed plan. Changes should be consecutively numbered for ease of tracking and accounting.

The following types of information must regularly be checked for accuracy:

- (1) Identity and phone numbers of response personnel;
- (2) Name, quantity, properties, and location of hazardous materials in the community (if new hazardous materials are made, used, stored, or transported in the community, revise the plan as needed);
- (3) Facility maps;
- (4) Transportation routes;
- (5) Emergency services available;
- (6) Resource availability;
- (7) New institutions (hospitals, long-term care facilities); and
- (8) New residential areas.

This topic is considered in greater detail in Chapter 6 of this guidance.

Planning Element G: Hazards Analysis (Summary)

- Identification of hazards
- Analysis of vulnerability
- Analysis of risk

Comment: This analysis is a crucial aspect of the planning process. It consists of determining where hazards are likely to exist, what places would most likely be adversely affected, what hazardous materials could be involved, and what conditions might exist during a spill or release. To prepare a hazards analysis, consult Chapter 3 of this guide, EPA's RMP OCA Guidance. Contact Federal offices (listed in Appendix F) or visit their websites for information about CAMEO and RMP*Comp, programs that assist in a hazards analysis.

Individual data sheets and maps for each facility and transportation routes of interest could be included in this section. Similar data could be included for recurrent shipments of hazardous materials through the area. This section will also assess the probability of damage and injury. In communities with a great deal of hazardous materials activity, the hazards analysis will be too massive to include in the emergency plan. In that case, all significant details should be summarized here.

6. Plan Appraisal and Continued Planning

6.1 Introduction

Any emergency plan must be evaluated and kept up-to-date through the review of actual responses, simulation exercises, and regular collection of new data. Effective emergency preparedness requires periodic review and evaluation, and the necessary effort must be sustained at the community level. Plans should reflect any recent changes in the economy, land

use, permit waivers, available technology, response capabilities, hazardous materials present, Federal and state laws, local laws and ordinances, road configurations, population change, emergency telephone numbers, and facility location. This chapter describes key aspects of appraisal and provides specific guidance for maintaining an updated hazardous materials emergency plan.

6.2 Plan Review and Approval

Plan review and approval are critically important responsibilities of the planning team. This section discusses the various means by which a plan can be reviewed thoroughly and systematically.

6.2.1. Internal Review

The planning team, after drafting the plan, should conduct an internal review of the plan. It is not sufficient merely to read over the plan for clarity or to search for errors. The plan should also be assessed for adequacy and completeness. Appendix D is an adaptation of criteria developed by the NRT that includes questions useful in appraising emergency plans. Individual planning team members can use these questions to review their own work and the team can assign a committee to review the total plan. In the case of a hazardous materials appendix (or appendixes) to a multihazard EOP, the team will have to review the basic EOP as well as the functional annexes to obtain an overall assessment of content. Once the team accomplishes this internal review the plan should be revised in preparation for external review.

6.2.2. External Review

External review legitimizes the authority and fosters community acceptance of the plan. The review process should involve elements of peer

review, upper level review, and community input. The planning team must devise a process to receive, review, and respond to comments from external reviewers.

A. Peer Review

Peer review entails finding qualified persons who can provide objective reviews of the plan. Persons with qualifications similar to those considered for inclusion on the planning team should be selected as peer reviewers. Examples of appropriate persons include:

- The safety or environmental engineer in a local industry;
- Responsible authorities from other political jurisdictions (e.g. fire chief, police, environmental and health officers);
- A local college professor familiar with hazardous materials response operations; and
- A concerned citizens' group, such as the League of Women Voters, that provides a high level of objectivity along with the appropriate environmental awareness.

Exhibit 5 (Chapter 2, page 13) presents a comprehensive list of potential peer reviewers.

Those selected as peer reviewers should use the criteria contained in Appendix D to develop their assessments of the plan.

B. Upper-Level Review

Upper level review involves submitting the plan to an individual or group with oversight authority or responsibility for the plan. Upper level review should take place after peer review and modification of the plan. This group should specifically authorize and commit resources specified in the plan.

C. Community Input

Community involvement is vital to success throughout the planning process. At the plan appraisal stage, such involvement greatly facilitates formal acceptance of the plan by the community. Approaches that can be used include:

- **Community workshops** with short presentations by planning team members followed by a question-and-answer period;
- **Publication of notice for comment** in local newspapers, offering interested individuals and groups an opportunity to express their views in writing;
- **Public meetings** at which citizens can submit oral and written comments;
- **Invited reviews** by key interest groups that provide an opportunity for direct participation for such groups that are not represented on the planning team; and

- **Advisory councils** composed of a relatively large number of interested parties that can independently review and comment on the planning team's efforts.

These activities do more than encourage community consensus building. Community outreach at this stage in the process also improves the soundness of the plan by increased public input and expands public understanding of the plan and thus the effectiveness of the emergency response to a hazardous materials incident.

D. State/Federal Review

After local review and testing through exercises, a community may want to request review of the plan by state and Federal officials. Such a review will depend upon the availability of staff resources. LEPCs set up in accordance with EPCRA are to submit a copy of the emergency plan to the state emergency response commission for review to ensure coordination of the plan with emergency plans of other planning districts. Federal RRTs may review and comment upon an emergency plan, at the request of a local emergency planning committee. FEMA regional offices review FEMA-funded multihazard EOPs using criteria in SLG 101.

6.2.3. Plan Approval

The planning team should identify and comply with any local or state requirements for formal plan approval. It may be necessary for local officials to enact legislation that gives legal recognition to the emergency plan.

6.3 Keeping the Plan Up-to-Date

All emergency plans become outdated because of social, economic, and environmental changes. Keeping the plan current is a difficult task, but can be achieved by scheduling reviews regularly. As noted in Chapter 5, the plan itself should indicate who is responsible for keeping it up-to-date. Outdated information should be replaced, and the results of appraisal exercises should be incorporated into the plan. The following

techniques will aid in keeping abreast of relevant changes:

- Establish a regular review period, preferably every six months, but at least annually. (EPCRA requires an annual review.)

- Test the plan through regularly scheduled exercises (at least annually). This testing should include debriefing after the exercises whenever gaps in preparedness and response capabilities are identified.
 - Publish a notice and announce a comment period for plan review and revisions.
 - Maintain a list of individuals, agencies, and organizations that will be interested in participating in the review process.
 - Make one reliable organization responsible for coordination of the review and overall stewardship of the plan. Use of the planning team in this role is recommended, but team members may not have time to do this.
 - Require immediate reporting by any facility of an increase in quantities of hazardous materials dealt with in the emergency plan, and require review and revision of plan if needed in response to such new information.
 - Include a "Record of Amendments and Changes" sheet in the front section of the plan to help users of the plan stay abreast of all plan modifications.
 - Include a "When and Where to Report Changes" notice in the plan and a request for holders of the plan to report any changes or suggested revisions to the responsible organization at the appropriate time.
 - Make any sections of the plan that are subject to frequent changes either easily replaceable (e.g., looseleaf, separate appendix), or provide blank space (double- or triple-spaced typing) so that old material may be crossed out and new data easily written in. This applies particularly to telephone rosters and resource and equipment listings.
- the original distribution list, plus any new copies that have been made or distributed. It is advisable to send out a periodic request to departments/branches showing who is on the distribution list and asking for any additions or corrections.
- Check all telephone numbers, persons named with particular responsibilities, and locations and availability of equipment. In addition, ask departments and agencies to review sections of the plan defining their responsibilities and actions.
 - Distribute changes. Changes should be consecutively numbered for ease of tracking. Be specific, e.g., "Replace page with the attached new page.," or "Cross out on page _ and write in the following" (new phone number, name, location, etc.). Any key change (new emergency phone number, change in equipment availability, etc.) should be distributed as soon as it is known. Do not wait for the regular review period to notify plan holders.
 - If possible, the use of electronic word processing is recommended because it facilitates changing the plan. After a significant number of individual changes, the entire plan should be redistributed to ensure completeness.
 - If practical, request an acknowledgment of changes from those who have received changes. The best way to do this is to include a self-addressed postcard to be returned with acknowledgment (e.g., "I have received and entered changes dated _ . Signed_").
 - Attend any plan critique meetings and issue changes as may be required.
 - Integrate changes with other related plans.

The organization responsible for review should do the following:

- Maintain a list of plan holders, based on

6.4 Continuing Planning

In addition to the periodic updates described above, exercises, incident reviews, and training are necessary to ensure current and effective planning.

6.4.1 Exercises

The plan should also be evaluated through exercises to see whether its required activities are effective in practice and whether the evaluation would reveal more efficient ways of responding to a real emergency. As noted in Chapter 5, the plan itself should indicate who is responsible for conducting exercises. Simulations can be full-scale, functional, or tabletop exercises.

A full-scale exercise is a mock emergency in which the response organizations that would be involved in an actual emergency perform the actions they would take in the emergency. These simulations may focus on limited objectives (e.g., testing the capability of local hospitals to handle relocation problems). The responsible environmental, public safety, and health agencies simulate, as realistically as possible, notification, hazards identification and analysis, command structure, command post staging, communications, health care, containment, evacuation of affected areas, clean up, and documentation. Responders use the protective gear, radios, and response equipment and act as they would in a real incident. These multiagency exercises provide a clearer understanding of the roles and resources of each responder.

A functional exercise involves testing or evaluating the capability of individual or multiple functions, or activities within a function.

A low-cost, valuable version of an exercise is the staging of a tabletop exercise. In this exercise, each agency representative describes and acts out what he or she would do at each step of the response under the circumstances given.

Exercises are most beneficial when followed by a meeting of all participants to critique the performance of those involved and the strengths and weaknesses of the plan's operation. The use of an outside reviewer, free of local biases, is desirable. State and Federal agencies as well as industry, service organizations (e.g., Red Cross),

and academic institutions are sources for outside reviews, resources permitting. The emergency plan should be amended according to the lessons learned. Provisions should be made to follow up exercises to see that identified deficiencies are corrected.

Communities that want help in preparing and conducting exercises should consult FEMA's *An Orientation to Community Disaster Exercises*, IS-120 which includes sample exercises designed to test a community's emergency plan.

6.4.2 Incident Review

When a hazardous materials incident does occur, a review or critique of the incident is a means of evaluating the plan's effectiveness. Recommendations for conducting an incident review are:

- Assign responsibility for incident review to the same organization that is responsible for plan update, for example, the planning team.
- Conduct the review only after the emergency is under control and sufficient time has passed to allow emergency respondents to be objective about the incident.
- Use questionnaires, telephone interviews, or personal interviews to obtain comments and suggestions from emergency respondents. Follow-up on no respondents.
- Identify plan and response deficiencies: items that were overlooked, improperly identified, or were not effective.
- Convene the planning team to review comments and make appropriate plan changes.
- Revise the plan as necessary. Communicate personal or departmental deficiencies informally to the appropriate person or department. Follow up to see that deficiencies are corrected.

6.4.3 Training

Training courses can help with continued planning by sharpening response personnel skills, presenting up-to-date ideas/techniques, and promoting contact with other people involved in emergency response. Everyone who occupies a position that is identified in the plan must have appropriate training. This applies to persons at all levels who coordinate or have responsibilities under the plan, both those directly involved at the scene of an incident and those indirectly involved. One should not assume that physicians in the emergency room or professional environmentalists are specifically trained to perform their assigned missions during an emergency.

The training could be a short briefing on specific roles and responsibilities, a seminar on the plan, or on emergency planning and response in general. However the training is conducted, it should convey a full appreciation of the importance of each role and the effect that each person has on implementing an effective emergency response.

Training is available from a variety of sources in the public and private sectors. At the Federal level, EPA, FEMA, OSHA, DOT/RSPA, HHS/NIEHS regional centers, and the USCG offer hazardous materials training. (In some cases there are limits to the number of persons, prerequisites, and other restrictions on who may attend the training. It is best to contact the agency offering the training if one plans to attend.) FEMA, EPA, and other NRT agencies cooperatively offer the interagency "train-the-trainer" course, Hazardous Materials Contingency Planning, at Emmitsburg, Maryland, and at various field locations.

EPCRA authorizes Federal funding for training. Communities seeking training assistance should consult appropriate state agencies. States may consult with the RRT and the various Federal regional and district offices. (For further information on contacting Federal agencies, please see Appendix F.)

In addition to government agencies, consult universities or community colleges (especially any fire science curriculum courses), industry associations, special interest groups, and the private sector (fixed facilities, shippers, and carriers). Many training films and slide presentations can be borrowed or rented at little

cost. Many chemical companies and carriers provide some level of training free.

The ACC has a lending library of audio-visual training aids for use by personnel who respond to emergencies involving chemicals. The training aids are available at no charge to emergency response personnel and the public sector.

Training aids can be purchased online at www.cmahq.com/cmastore/cmastore.nsf/HomePage?readform or by calling the ACC store at 301-617-7824. The National Association of Chemical Distributors Educational Foundation also provides a catalog of publications, videos, CDs, and courses on hazardous materials handling, storage, and response (see www.chemed.org).

In addition to classroom training, response personnel will need hands-on experience with equipment to be used during an emergency.

Communities should provide for refresher training of response personnel. It is not sufficient to attend training only once. Training must be carried out on a continuing basis to ensure currency and capability. Some communities have found it effective to hold this refresher training in conjunction with an exercise.

The NRT, through its member agencies, is developing a strategy to address issues related to emergency preparedness and response for hazardous materials incidents. The training strategy includes:

- (1) Improved coordination of available Federal training programs and courses;
- (2) Shared information about available training and lessons learned from responses to recent hazardous materials incidents;
- (3) Increased use of exercises as a training method;
- (4) Revised existing core courses, and the development of any needed new core courses that prepare responders to do the actual tasks expected in their own communities; and
- (5) Decentralized course delivery that it is more easily available to responders.

Further information about this training strategy can be obtained from EPA or FEMA offices in Washington, DC (see page F-1 for addresses). Many Federal agencies have developed response and planning guidance that can be used to develop local training programs.

APPENDIX A

EMERGENCY PLANNING AND COMMUNITY RIGHT-TO-KNOW ACT

This appendix includes a detailed summary of EPCRA (Title III of SARA). The material printed in *italics* indicates how information generated by compliance with EPCRA can be of use to local emergency planning committees. Exhibit 5 is a graphic representation of the flow of information required by EPCRA. Exhibit 6 summarizes ways in which EPCRA information can be used by local emergency planning committees. Exhibit 7 identifies various lists of chemicals mentioned in EPCRA and indicates the purpose(s) of each list. A copy of EPCRA and all implementing regulations can be found at www.epa.gov/ceppo/.

One part of the Superfund Amendments and Reauthorization Act of 1986 (SARA) is the Emergency Planning and Community Right-to-Know Act of 1986 (EPCRA), sometimes referred to as SARA Title III. EPCRA establishes requirements for Federal, state, and local governments, and industry regarding emergency planning and community right-to-know reporting on hazardous chemicals.

EPCRA has four major sections: emergency planning (§§ 301-303) emergency notification (§§ 304), community right-to-know reporting requirements (§§ 311, 312), and toxic chemical release reporting – emissions inventory (§ 313). The sections are interrelated in a way that addresses the emergency planning and community right-to-know provisions of Title III. (See Exhibit 8.)

In addition to increasing the public's knowledge and access to information on the presence of hazardous chemicals in their communities and releases of these chemicals into the environment, the community right-to-know provisions of EPCRA will be important in preparing emergency plans.

This appendix includes a summary of these four major sections, followed by a discussion of other Title III topics of interest to emergency planners.

Sections 301-303: Emergency Planning

The emergency planning sections are designed to develop state and local government emergency preparedness and response capabilities through better coordination and planning, especially at the local level.

EPCRA requires that each state have a State Emergency Response Commission (SERC) in place. Public agencies and departments concerned with issues relating to the environment, natural resources, emergency management, public health, occupational safety, and transportation all have important roles in EPCRA activities. Various public and private-sector groups and associations with interest and expertise in EPCRA issues may be included on the SERC.

The SERC designates local emergency planning districts and appointed local emergency planning committees (LEPCs). The SERC is responsible for supervising and coordinating the activities of the LEPCs, for establishing procedures for receiving and processing public requests for information collected under EPCRA Section 304, 311, and 312, and for reviewing local emergency plans.

LEPCs include elected state and local officials, police, fire, public health professionals, environmental, hospital, and transportation officials as well as representatives of facilities, community groups, and the media. Interested persons may petition the SERC to modify the membership of an LEPC.

Facilities subject to the emergency planning requirements must notify the LEPC of a representative who participates in the planning process as a facility emergency coordinator.

Facility emergency coordinators can be very helpful to LEPCs. For example, they can provide technical assistance, explain facility response procedures, provide information about chemicals and their potential effects on nearby persons and the environment, and provide response training opportunities. CEPPPO experience revealed that, as a result of ACC's CAER initiative, there already exist a large number of plant managers and other facility personnel who are eager to cooperate with local community planners.

The LEPC establishes rules, gives public notice of its activities, and establishes procedures for handling public requests for information.

When developing and reviewing emergency response plans, LEPCs evaluate available resources for preparing for and responding to a potential chemical accident. The plan includes:

- Identification of facilities and extremely hazardous substances transportation routes;
- Emergency response procedures, onsite and offsite;
- Designation of a community coordinator and facility coordinator(s) to implement the plan;
- Emergency notification procedures;
- Methods for determining the occurrence of a release and the probable affected area and population;
- Description of community and industry emergency equipment and facilities, and the identity of persons responsible for them;
- Evacuation plans;
- Description and schedules of a training program for emergency response to chemical emergencies; and
- Methods and schedules for exercising emergency response plans.

To assist the LEPC in preparing and reviewing plans, Congress required the National Response Team (NRT), composed of 16 Federal agencies with emergency preparedness and response responsibilities, to publish guidance on planning. This Hazardous Materials Emergency Planning Guide was originally published by the NRT in March 1987 to fulfill this requirement. LEPCs review the emergency plans annually. The Regional Response Teams (RRTs), composed of Federal Regional officials and state representatives, may review the plans and provide assistance if the LEPC requests.

The emergency planning activities of the LEPC and facilities focus on extremely hazardous substances listed in 40 CFR Part 355. The list includes the threshold planning quantity (TPQ) for each substance. EPA may revise the list and TPQs but must take into account the toxicity, reactivity, volatility, dispersability, combustibility, or flammability of a substance. LEPCs may also include plans for other hazardous materials.

Any facility that produces, uses, or stores any of the listed chemicals in a quantity greater than the TPQ must meet all emergency planning requirements. In addition, the SERC or the Governor can designate additional facilities, after public comment, to be subject to these requirements. Facilities must notify the SERC that they are subject to these requirements. When a facility first begins to produce, use, or store an extremely hazardous substance in an amount exceeding the threshold planning quantity, it must notify the SERC and LEPC within 60 days.

To complete information on many sections of the emergency plan, the LEPC requires data from the facilities covered under the plan. EPCRA provides authority for the LEPC to secure from a facility information that it needs for emergency planning and response. This is provided by Section 303(d)(3), which states:

“Upon request from the emergency planning committee, the owner or operator of the facility shall promptly provide information to such committee necessary for developing and implementing the emergency plan.”

Within the trade secret restrictions contained in Section 322, LEPCs should be able to use this authority to secure from any facility subject to the planning provisions of the law information needed for such mandatory plan contents as facility equipment and emergency response capabilities, facility emergency response personnel, and facility evacuation plans.

Section 304: Emergency Notification

If a facility produces, uses, or stores one or more hazardous chemical, it must immediately notify the LEPC and the SERC if there is a release of a listed CERCLA hazardous substance or extremely hazardous substance that exceeds the reportable quantity for that substance. See EPA's List of Lists for the chemicals covered and reportable quantities (www.epa.gov/ceppo/).

Information included in this initial notification (as well as the additional information in the follow-up written notice described below) can be used by LEPCs to prepare and revise the emergency plan. This information should be especially helpful in meeting the requirement to list methods for determining if a release has occurred and identifying the area and population most likely to be affected.

The initial notification of a release can be by telephone, radio, or in person. Emergency notification requirements involving transportation incidents may be satisfied by dialing 911 or, in the absence of a 911 emergency number, calling the operator.

This emergency notification needs to include the chemical name; an indication of whether the substance is an extremely hazardous substance; an estimate of the quantity released into the environment; the time and duration of the release; the medium into which the release occurred; any known or anticipated acute or chronic health risks associated with the emergency and, where appropriate, advice regarding medical attention necessary for exposed individuals; proper precautions, such as

evacuation; and the name and telephone number of a contact person.

Section 304 also requires a follow-up written emergency notice after the release. The follow-up notice or notices shall update information included in the initial notice and provide additional information on actual response actions taken, any known or anticipated data on chronic health risks associated with the release, and advice regarding medical attention necessary for exposed individuals.

As noted above, Section 303(d)(3) gives LEPCs access to information from facilities subject to EPCRA planning requirements. Sections 311-12 provide information about the nature, quantity, and location of chemicals at many facilities not subject to the Section 303(d)(3) requirement. For this reason, LEPCs will find Sections 311-12 information especially helpful when preparing a comprehensive plan for the entire planning district.

Sections 311-312: Community Right-to-Know Reporting Requirements

There are two community right-to-know reporting requirements. Section 311 requires a facility that must prepare or have available material safety data sheets (MSDSs) under the Occupational Safety and Health Administration (OSHA) hazard communications standard and that has more than specified quantities of the chemicals to submit either copies of its MSDSs or a list of MSDS chemicals to the LEPC, the SERC, and the local fire department. For extremely hazardous substances, the threshold is the threshold planning quantity (TPQ) or 500 pounds, whichever is less. For all other substances, the threshold is 10,000 pounds. Most gasoline held at retail gas stations is not covered.

The initial submission of the MSDSs is required no later than 3 months after the facility is required to prepare or have available an MSDS under the OSHA standard. A revised MSDS must be provided to update an MSDS which was originally submitted if significant new information regarding a chemical is discovered

In communities with a large number of facilities, handling large numbers of chemicals, and i communities with limited capabilities to store and manage the MSDSs, the list of MSDS chemicals from the facility would be more useful than the forms themselves, and likely to be more easily produced.

LEPCs also have the option of using the chemical names provided to develop additional data on each of the chemicals, using a variety of data sources, including several on-line databases maintained by agencies of the Federal government.

Specific MSDSs could be requested on chemicals that are of particular concern. In general ever MSDS will provide the LEPC and the departments in each community with the followin information on each of the chemicals covered:

- **The chemical name;**
- **Its basic characteristics, for example:**
 - **Toxicity, corrosivity, reactivity;**
 - **Known health effects, including chronic effects from exposure;**
 - **Basic precautions in handling, storage, and use;**
 - **Basic countermeasures to take in the event of a fire, explosion; and**
 - **Basic protective equipment to minimize exposure.**

In any case, these data should be useful for the planning to be accomplished by the LEPC and first responders, especially fire departments and hazmat teams. Both hazards analysis and the development of emergency countermeasures should be facilitated by the availability of MSDS information. MSDSs can also be found online at www.hazard.com. The databases available through this website can help you find a well-organized and easy-to-read version of an MSDS for a chemical. However, the MSDS prepared by the manufacturer of a material is often more accurate than a generic MSDS prepared by others.

If the facility owner or operator chooses to submit a list of MSDS chemicals, the list must include the chemical name or common name of each substance and any hazardous component as provided on the MSDS. This list must be organized in categories of health and physical hazards as set forth in EPA's regulations (40 CFR Part 370)..

If a list is submitted, the facility must provide the MSDS for any chemical on the list upon the request of the LEPC.

The reporting requirement of Section 312 requires facilities to submit an annual hazardous chemical inventory form to the LEPC, the SERC, and the local fire department. The hazardous chemicals covered by Section 312 are the same chemicals for which facilities are required to submit MSDS forms or the list for Section 311.

The inventory form incorporates a two-tier approach. Under Tier I, facilities must submit the following aggregate information for each applicable category of health and physical hazard:

- An estimate (in ranges) of the maximum amount of chemicals for each category present at any time during the preceding calendar year;
- An estimate (in ranges) of the average daily amount of chemicals in each category; and
- The general location of hazardous chemicals in each category.

Tier I information shall be submitted annually on March 1.

Many states require Tier II information. The public may also request additional information for specific facilities from the SERC and LEPC. Upon the request of the LEPC, the SERC, or the local department, the facility must provide the following Tier II information for each covered substance to the organization making the request:

- The chemical name or the common name as indicated on the MSDS;
- An estimate (in ranges) maximum amount of the chemical present at any time during the preceding calendar year;
- A brief description of the manner of storage of the chemical;
- The location of the chemical at the facility; and
- An indication of whether the owner elects to withhold information from disclosure to the public.

The information submitted by facilities under Sections 311 and 312 must generally be made available to the public by local and state governments during normal working hours.

As in the case of the MSDS data, this Section 312 information may be useful for LEPCs interested in extending the scope of their planning beyond the facilities covered by Section 302, and for reviewing and updating existing plans. Section 312 information about the quantity and location of chemicals can be of use to fire departments in the development of prefire plans. Facility owners or operators, at the request of the fire department, must allow the fire department to conduct an on-site inspection and provide specific information about the location of hazardous chemicals.

Section 313 of EPCRA requires facilities subject to this reporting requirement to complete a toxic release inventory (TRI) form for specified chemicals. The form must be submitted to EPA and those state officials designated by the Governor annually on July 1, reflecting releases during each preceding calendar year.

The purpose of this reporting requirement is to inform government officials and the public about releases of toxic chemicals into the environment.

The reporting requirement applies to owners and operators of facilities that have 10 or more full-time employees, that are in Standard Industrial Classification (SIC) Codes 20 through 39, and that manufactured, processed, or otherwise used a listed toxic chemical in excess of specified threshold quantities. The SIC Codes mentioned cover basically all manufacturing industries. The requirement also covers metal mining, coal mining, oil and coal electrical utilities, RCRA facilities, chemical distributors, petroleum bulk terminals, and solvent recovery services. About 650 toxic chemicals are covered by Section 313 requirements.

Facilities using listed toxic chemicals in quantities over 10,000 pounds in a calendar year or manufacturing or processing more than 25,000 pounds in a year are required to submit the form (certain bioaccumulative chemicals have lower thresholds). EPA can revise these threshold quantities and the categories involved.

In adding a chemical to the list, EPA must consider the following factors:

- (1) Is the substance known to cause cancer or serious reproductive or neurological disorders, genetic mutations, or other chronic health effects?
- (2) Can the substance cause significant adverse acute health problems as a result of continuous or frequently recurring releases?
- (3) Can the substance cause an adverse effect on the environment because of its persistence, or tendency to bioaccumulate?

Chemicals can be deleted if there is not sufficient evidence to establish any of these factors. State Governors or any other person may petition the

EPA Administrator to add or delete a chemical from the list for any of the above reasons. EPA must either publish its reasons for denying the petition, or initiate action to implement the petition within 180 days. Through early consultation with states or EPA regions, petitioners can avoid duplicating previous petitions and be assisted in locating sources of data already collected on the problem of concern and data sources to support their petitions. EPA will conduct information searches on chemicals contained in a petition, focusing on the effects the petitioners believes warrant addition or deletion.

The toxic chemical release form includes the following information for released chemicals:

- The name, location, and type of business;
- The extent to which the chemical is manufactured, processed, or otherwise used and the general categories of use of the chemical;
- An estimate (in ranges) of the maximum amounts of the toxic chemical present at the facility at any time during the preceding year;
- Waste treatment and disposal methods and the efficiency of methods for each waste stream;
- The quantity of the chemical entering each environmental medium annually; and
- A certification by a senior official that the report is complete and accurate.

Each year, EPA publishes a report summarizing the TRI information that was submitted to EPA and states during the previous year.

In addition, TRI data are available through EPA's Envirofacts database at www.epa.gov/enviro. TRI data are also available at www.epa.gov/tri, www.rtk.net, and www.scorecard.org.

EPA must establish and maintain a national toxic chemical inventory based on the data submitted. This information must be computer accessible on a national database.

In general these Section 313 reports contain information that can be used by local planners in developing a more complete understanding of the total spectrum of hazards that a given facility may pose to a community. These reports do not go to the LEPCs directly but they are available online from EPA (www.epa.gov/tri/) RTK Net (www.rtk.net), and Scorecard (www.scorecard.org).

Other Title III Provisions

In addition to these four major sections of Title III, there are other provisions of interest to local communities.

Preemption

Section 321 stipulates that (with the exception of the MSDS format and content required by Section 311) EPCRA does not preempt any state and local laws. In effect, EPCRA imposes minimum planning and reporting standards where no such standards (or less stringent standards) exist, while permitting states and localities to pursue more stringent requirements as they deem appropriate.

Trade Secrets

Section 322 of EPCRA addresses trade secrets and applies to Section 303 emergency planning and Sections 311, 312, 313 regarding planning information, community right-to-know reporting requirements, and toxic chemical release reporting. Any person may withhold the specific chemical identity of an extremely hazardous substance or toxic chemical for specific reasons. Even if the chemical identity is withheld, the generic class or category of the chemical must be provided. Such information may be withheld if the facility submits the withheld information to EPA along with an explanation of why the information is a trade secret. The information may not be withheld as a trade secret unless the facility shows each of the following:

- The information has not been disclosed to any other person other than a member of the LEPC, a government official, an employee of such person or someone bound by a confidentiality agreement, and that measures have been taken to protect the confidentiality;
- The information is not required to be disclosed to the public under any other Federal or state law;
- The information is likely to cause substantial harm to the competitive

position of the facility; and

- The chemical identity could not reasonably be discovered by anyone in the absence of disclosure.

Even if information can be legally withheld from the public, Section 323 requires that it not be withheld from health professionals who require the information for diagnostic purposes or from local health officials who require the information for assessment activities. In these cases, the person receiving the information must be willing to sign a confidentiality agreement with the facility. Information claimed as trade secret and substantiation for that claim must be submitted to EPA. People may challenge trade secret claims by petitioning EPA, which must then review the claim and rule on its validity. In practice, less than one percent of facilities have such claims.

Enforcement

Section 325 identifies the following enforcement procedures:

- Civil penalties for facility owners or operators who fail to comply with emergency planning requirements;
- Civil, administrative, and criminal penalties for owners or operators who fail

to comply with the emergency notification requirements of Section 304;

- Civil and administrative penalties for owners or operators who fail to comply with the reporting requirements in Sections 311-313;
- Civil and administrative penalties for frivolous trade secret claims; and
- Criminal penalties for the disclosure of trade secret information.

In addition to the Federal government, state and local governments and individual citizens may enforce the provisions of EPCRA through the citizen suit authority provided in Section 326.

Training

Section 305 mandates that Federal emergency training programs must emphasize hazardous chemicals. It also authorizes the Federal Emergency Management Agency (FEMA) to provide training grants to support state and local governments. These training grants are designed to improve emergency planning, preparedness, mitigation, response, and recovery capabilities. Such programs must give special emphasis to hazardous chemical emergencies. The training grants may not exceed 80 percent of the cost of any such programs. The remaining 20 percent must come from non-Federal sources. Consult FEMA and EPA regional offices for a list of training courses.

**Exhibit 5
EPCRA - MAJOR INFORMATION FLOW/REQUIREMENTS**

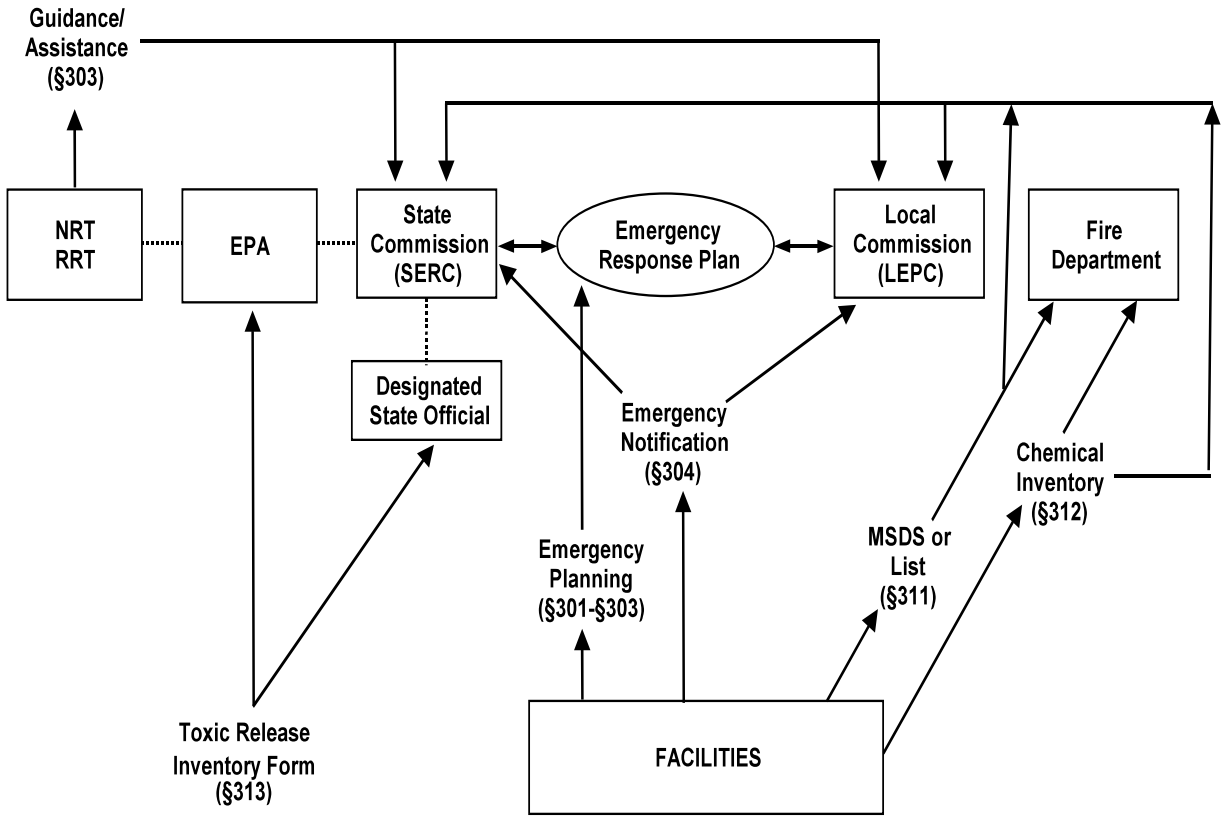


EXHIBIT 6
**INFORMATION FROM FACILITIES PROVIDED BY EPCRA
 IN SUPPORT OF LEPC PLAN DEVELOPMENT**

Information Generated by EPCRA Compliance	Authority	How LEPC Can Use the Information
Facilities subject to EPCRA planning requirements (including those designated by the Governor or SERC)	Section 302; Notice from Governor/SERC	Hazards analysis -- Hazards identification (see p. 64)
Additional facilities near subject facilities (such as hospitals, natural gas facilities, etc.)	Sections 302(b)(2); 303(c)(1)	Hazards analysis -- Vulnerability analysis (see p. 64)
Transportation routes	Sections 303(c)(1); 303(d)(3)	Hazards analysis -- Hazards identification (see p. 64)
Major chemical hazards (chemical name, properties, location, and quantity)	Section 303(d)(3) for extremely hazardous substances used, produced, stored Section 311 MSDSs for chemicals manufactured or imported Section 312 inventories for chemicals manufactured or imported	Hazards analysis -- Hazards identification (see p. 64)
Facility and community response methods, procedures, and personnel	Sections 303(c)(2); 303(d)(3)	Response functions (see pp. 49ff)
Facility and community emergency coordinators	Sections 303(c)(3); 303(d)(1)	Assistance in preparing and implementing the plan (see p. 11)
Release detection and notification procedures	Sections 303(c)(4); 303(d)(3)	Initial notification (see p. 50) Warning systems (see p. 53)
Methods for determining release occurrence and population affected	Sections 303(c)(5); 303(d)(3)	Hazards analysis -- Vulnerability analysis and risk analysis (see p. 64)
Facility equipment and emergency facilities; persons responsible for such equipment and facilities	Sections 303(c)(6); 303(d)(3)	Resource management (see p. 54)
Evacuation plans	Sections 303(c)(7); 303(d)(3)	Evacuation planning (see p. 57)
Training programs	Sections 303(c)(8); 303(d)(3)	Resource management (see p. 54)
Exercise methods and schedules	Sections 303(c)(9); 303(d)(3)	Testing and updating (see p. 63)

EXHIBIT 7
EPCRA CHEMICAL LISTS AND THEIR PURPOSES

List	Required in Section	Purpose
<u>Extremely Hazardous Substances</u> 40 CFR Part 355	Section 302: Emergency Planning	<ul style="list-style-type: none"> Facilities with more than established planning quantities of these substances must notify the LEPC and SERC.
	Section 304: Emergency Notification	<ul style="list-style-type: none"> Initial focus for preparation of emergency plans by LEPCs Certain releases of these chemicals trigger Section 304 notification to SERC and LEPC.
Substance requiring notification under Section 103(a) of CERCLA (717 chemicals)	Section 304: Emergency Notification	<ul style="list-style-type: none"> Certain releases of these chemicals trigger Section 304 notification to SERC and LEPC as well as CERCLA Section 103(a) requirement to notify National Response Center.
	Section 304: Emergency Notification	<ul style="list-style-type: none"> Identifies facilities subject to emergency notification requirements
<u>Hazardous Chemicals</u> considered physical or health hazards under OSHA's Hazard Communication Standard (This is a performance standard, there is no specific list of chemicals.) 29 CFR 1910.1200	Section 311: Material Safety Data Sheets	<ul style="list-style-type: none"> MSDS or list of MSDS chemicals provided by facilities to SERC, LEPC, and local fire department
	Section 312: Emergency and Hazardous Chemical Inventory	<ul style="list-style-type: none"> Covered facilities provide site-specific information on the quantity and location of chemicals to SERC, LEPC, and local fire departments to inform the community and assist in plan preparation.
<u>Toxic Chemicals</u> (650 chemicals/chemical categories)	Section 313: Toxic Release Inventory Reporting	<ul style="list-style-type: none"> These chemicals are reported on an emissions inventory to inform government officials and the public about releases of toxic chemicals in the environment.

APPENDIX B

LIST OF ACRONYMS AND RECOGNIZED ABBREVIATIONS

AAR IBOE	Association of American Railroads/Bureau of Explosives
AIChE	American Institute of Chemical Engineers
ASCS	Agricultural Stabilization and Conservation Service
ASME	American Society of Mechanical Engineers
ASSE	American Society of Safety Engineers
ATSDR	Agency for Toxic Substances and Disease Registry (HHS)
CAA	Clean Air Act 42 U.S.C. s/s 7401 et seq
CAER	Community Awareness and Emergency Response (ACC)
CAMEO	Computer Assisted Management of Emergency Operations
CDC	Centers for Disease Control and Prevention (HHS)
CEPPO	Chemical Emergency Preparedness and Prevention Office
CERCLA	Comprehensive Environmental Response, Compensation, and Liability Act of 1980 (PL 96-510) 42 U.S.C. s/s 9601 et seq.
CFR	Code of Federal Regulations
CHEMNET	A mutual aid network of chemical shippers and contract
CHEMTREC	Chemical Transportation Emergency Center operated by American Chemistry Council
CHLOREP	A mutual aid group comprised of shippers and carriers of chlorine
CHRIS/HACS	Chemical Hazards Response Information System/Hazard Assessment Computer System
ACC	American Chemistry Council
CPG 1-3	Federal Assistance Handbook: Emergency Management, and Direction and Control Programs
SLG 101	Guide for All-Hazard Emergency Operations Planning
CWA	Clean Water Act
DOC	U.S. Department of Commerce
DOD	U.S. Department of Defense
DOE	U.S. Department of Energy
DOI	U.S. Department of the Interior
DOJ	U.S. Department of Justice
DOL	U.S. Department of Labor

APPENDIX B

LIST OF ACRONYMS AND RECOGNIZED ABBREVIATIONS

DOS	U.S. Department of State
DOT	U.S. Department of Transportation
EENET	Emergency Education Network (FEMA)
EMA	Emergency Management Agency
EMI	Emergency Management Institute
EOC	Emergency Operations Center
EOP	Emergency Operations Plan
EPA	U.S. Environmental Protection Agency
EPCRA	Emergency Planning and Community Right-to-Know Act of 1986 (SARA Title III)
ERD	Emergency Response Division (EPA)
ERNS	Emergency Release Notification System
FEMA	Federal Emergency Management Agency
FEMA-REP-5	Guidance for Developing State and Local Radiological Emergency Response Plans and Preparedness for Transportation Accidents
FWPCA	Federal Water Pollution Control Act
HAZMAT	Hazardous Materials
HAZOP	Hazard and Operability Study
HAZWOPER	Hazardous Waste Operations and Emergency Response Standard 29 CFR 1910.120 and 40 CFR 320
HCS	Hazardous Communications Standard
HHS	U.S. Department of Health and Human Services
HSDB	Hazardous Substance Database of the Toxicology Data Network (ToxNet) operated by the National Library of Medicine
ICP	Integrated Contingency Plan
ICS	Incident Command System
IEMS	Integrated Emergency Management System
LEPC	Local Emergency Planning Committee
MSDS	Material Safety Data Sheet
NACD	National Association of Chemical Distributors
NCP	National Contingency Plan
NCRIC	National Chemical Response and Information Center (ACC)

NETC	National Emergency Training Center
NFA	National Fire Academy
NFPA	National Fire Protection Association
NIOSH	National Institute of Occupational Safety and Health (CDC)
NOAA	National Oceanic and Atmospheric Administration
NRC	U.S. Nuclear Regulatory Commission; National Response Center
NRT	National Response Team
NUREG 0654/ FEMA-REP-1	Criteria for Preparation and Evaluation of Radiological Emergency Response Plans and Preparedness in Support of Nuclear Power Plants
OCA	Offsite Consequence Analysis
OHMTADS	Oil and Hazardous Materials Technical Assistance Data System
OPA	Oil Pollution Act of 1990 33 U.S.C. 2702 to 2761
OSC	On-Scene Coordinator
OSHA	Occupational Safety and Health Administration (DOL)
PHA	Process Hazards Analysis
PPA	Pollution Prevention Act 42 U.S.C. 13101 and 13102, s/s et seq.
PSM	Process Safety Management
RCRA	Resource Conservation and Recovery Act 42 U.S.C. s/s 321 et seq
RMP	Risk Management Plan (EPA)
RQs	Reportable Quantities
RRT	Regional Response Team
RSPA	Research and Special Programs Administration (DOT)
SARA	Superfund Amendments and Reauthorization Act of 1986 (PL 99-499) 42 U.S.C.9601 et seq.
SCBA	Self-Contained Breathing Apparatus
SERC	State Emergency Response Commission
SPCC	Spill Prevention Control and Countermeasures
TPQ	Threshold Planning Quantity
TRI	Toxic Release Inventory
TSD	Treatment, Storage, and Disposal Facilities
USCG	U.S. Coast Guard (DOT)
USDA	U.S. Department of Agriculture
USGS	U.S. Geological Survey
USNRC	U.S. Nuclear Regulatory Commission

APPENDIX C

GLOSSARY

CAER	Community Awareness and Emergency Response program developed by the American Chemistry Council. Guidance for chemical plant managers to assist them in taking the initiative in cooperating with local communities to develop integrated (community/industry) hazardous materials response plans. More information on CAER can be obtained by visiting ACC's website at www.cmahq.com .
CEPPO	Chemical Emergency Preparedness and Prevention Office develops program to address accidental releases of chemicals through outreach, right-to-know, and regulations.
CERCLA	Comprehensive Environmental Response, Compensation, and Liability Act regarding hazardous substance releases into the environment and the clean up of inactive hazardous waste disposal sites.
CHEMNET	Can be updated using website information. A mutual aid network of chemical shippers and contractors. CHEMNET is activated when a company, who is a member of the CHEMNET program, is notified by the CHEMTREC Center that an incident involving one of its products has occurred and that expert assistance may be needed at the scene. If the affected company is unable to respond to the scene in a timely manner because of distance or other circumstances, the CHEMTREC Emergency Center can link the shipper with the nearest CHEMNET response team that is capable and available to respond. More information on CHEMNET can be obtained by visiting ACC's website at www.cmahq.com .
CHEMTREC	Can be updated using website information. Chemical Transportation Emergency Center operated by the American Chemistry Council. Provides information and assistance to emergency responders. CHEMTREC contacts the shipper or producer of the material for more detailed information, including on-scene assistance when feasible. More information on CHEMTREC can be obtained by visiting ACC's website at www.cmahq.com . Brochures and registration forms may be obtained by emailing chemtrec@cmahq.com , writing CHEMTREC, 1300 Wilson Boulevard, Arlington, VA 22209, or calling: 1-800-262-8200. CHEMTREC can be reached 24 hours a day by calling 1-800-424-9300.
CHLOREP	Can update with website information. Chlorine Emergency Plan operated by the Chlorine Institute. A 24-hour mutual aid program. Response is activated by a CHEMTREC call to the designated CHLOREP contact, who notifies the appropriate team leader, based upon CHLOREP's geographical sector assignments for teams. The team leader in turn calls the emergency caller at the incident scene and determines what advice and assistance are needed. The team leader then decides whether or not to dispatch his team to the scene. More information on CHLOREP can be obtained by visiting www.cl2.com/chlorep/index.html .

CHRIS/ HACS	Chemical Hazards Response Information System/Hazard Assessment Computer System developed by the U.S. Coast Guard. HACS is a computerized model of the four CHRIS manuals that contain chemical-specific data. FOSCs use HACS to find answers to specific questions during a chemical spill/response. State and local officials and industry representatives may ask an OSC to request a HACS run for contingency planning purposes. The CHRIS manuals can be accessed online by visiting www.chrismanual.com/Default.htm .
CPG 1-3	Federal Assistance Handbook: Emergency Management, Direction and Control Programs, prepared by FEMA. Provides states with guidance on administrative and programmatic requirements associated with FEMA funds.
SLG 101	Guide for All-Hazard Emergency Operations Planning (see EOP below). This document is available online at www.fema.gov/pte/gaheop.htm .
EAS	Emergency Alert System to be used to inform the public about the nature of a hazardous materials incident and what safety steps they should take.
EMI	The Emergency Management Institute is a component of FEMA's National Emergency Training Center located in Emmitsburg, Maryland. It conducts resident and nonresident training activities for Federal, state, and local government officials, managers in the private economic sector, and members of professional and volunteer organizations on subjects that range from civil nuclear preparedness systems to domestic emergencies caused by natural and technological hazards. Nonresident training activities are also conducted by State Emergency Management Training Offices under cooperative agreements that offer financial and technical assistance to establish annual training programs that fulfill emergency management training requirements in communities throughout the nation.
ERT	Environmental Response Team, a group of highly specialized experts available through EPA 24 hours a day.
EOP	Emergency Operations Plan developed in accord with the guidance in SLG 101. EOPs are multihazard, functional plans that treat emergency management activities generically. EOPs provide for as much generally applicable capability as possible without reference to any particular hazard: then they address the unique aspects of individual disasters in hazard-specific appendixes.
EPCRA	The Emergency Planning and Community Right-to-Know Act of 1986. Specifies requirements for organizing the planning process at the state and local levels for specified extremely hazardous substances; minimum plan content; requirements for fixed-facility owners and operators to inform officials about extremely hazardous substances present at the facilities; and mechanisms for making information about extremely hazardous substances available to citizens. (See Appendix A.)
FAULT-TREE ANALYSIS	A means of analyzing hazards. Hazardous events are first identified by other techniques such as HAZOP. Then all combinations of individual failures that can lead to that hazardous event are shown in the logical format of the fault tree. By estimating the individual failure probabilities, and then using the appropriate arithmetical expressions, the top-event frequency can be calculated.

FEMA-REP-5	Guidance for Developing State and Local Radiological Emergency Response Plans and Preparedness for Transportation Accidents, prepared by FEMA. Provides a basis for state and local governments to develop emergency plans and improve emergency preparedness for transportation accidents involving radioactive materials.
HAZARDOUS MATERIALS	Refers generally to hazardous substances, petroleum, natural gas, synthetic gas, acutely toxic chemicals, and other toxic chemicals.
HAZOP	Hazard and operability study, a systematic technique for identifying hazards or operability problems throughout an entire facility. One examines each segment of a process and lists all possible deviations for normal operating conditions and how they might occur. The consequences on the process are assessed, and the means available to detect and correct the deviations are examined.
ICS	Incident Command System, the combination of facilities, equipment, personnel, procedures, and communications operating within a common organizational structure with responsibility for management of assigned resources to effectively accomplish stated objectives at the scene of an incident.
IEMS	Integrated Emergency Management System, developed by FEMA in recognition of the economies realized in planning for all hazards on a generic functional basis as opposed to developing independent structures and resources to deal with each type of hazard.
NCP	National Oil and Hazardous Substances Pollution Contingency Plan (40 CFR Part 300), prepared by EPA to put into effect the response powers and responsibilities created by CERCLA and the authorities established by Section 311 of the Clean Water Act.
NFA	The National Fire Academy is a component of FEMA's National Emergency Training Center located in Emmitsburg, Maryland. It provides fire prevention and control training for the fire service and allied services. Courses on campus are offered in technical, management, and prevention subject areas. A growing off-campus course delivery system is operated in conjunction with state fire training program offices.
NRC	National Response Center, a communications center for activities related to response actions, is located at Coast Guard headquarters in Washington, DC. The NRC receives and relays notices of discharges or releases to the appropriate OSC, disseminates OSC and RRT reports to the NRT when appropriate, and provides facilities for the NRT to use in coordinating a national response action when required. The toll-free number (800-424-8802) can be reached 24 hours a day for reporting actual or potential pollution incidents.

NRT	National Response Team, consisting of representatives of 16 government agencies (DOD, DOI, DOT/RSPA, DOT/USCG, EPA, DOC, FEMA, DOS, USDA, DOJ, HHS, DOL, Nuclear Regulatory Commission, DOE, GSA, and Treasury), is the principal organization for implementing the NCP. When the NRT is not activated for a response action, it serves as a standing committee to develop and maintain preparedness, to evaluate methods of responding to discharges or releases, to recommend needed changes in the response organization, and to recommend revisions to the NCP. The NRT may consider and make recommendations to appropriate agencies on the training, equipping, and protection of response teams; and necessary research, development, demonstration, and evaluation to improve response capabilities.
NSF	National Strike Force, made up of three Strike Teams. The USCG counterpart to the EPA ERTs.
NUREG 0654/ FEMA-REP-1 (Rev. 1)	Criteria for Preparation and Evaluation of Radiological Emergency Response Plans and Preparedness in Support of Nuclear Power Plants, prepared by USNRC and FEMA. Provides a basis for state and local government and nuclear facility operators to develop radiological emergency plans and improve emergency preparedness. The criteria also will be used by Federal agency reviewers in determining the adequacy of state, local, and nuclear facility emergency plans and preparedness.
OHMTADS	Oil and Hazardous Materials Technical Assistance Data System, a computerized data base containing chemical, biological, and toxicological information about hazardous substances. OSCs use OHMTADS to identify unknown chemicals and to learn how to best handle known chemicals.
OSC	On-Scene Coordinator, the Federal official predesignated by EPA or USCG to coordinate and direct Federal responses and removals under the NCP; or the DOD official designated to coordinate and direct the removal actions from releases of hazardous substances, pollutants, or contaminants from DOD vessels and facilities. When the National Response Center receives notification of a pollution incident, the National Response Center Duty Officer notifies the appropriate OSC, depending on the location of an incident. Based on this initial report and any other information that can be obtained, the OSC makes a preliminary assessment of the need for a Federal response. If an on-scene response is required, the OSC will go to the scene and monitor the response of the responsible party or state or local government. If the responsible party is unknown or not taking appropriate action, and the response is beyond the capability of state and local governments, the OSC may initiate Federal actions, using funding from the FWPCA Pollution Fund for oil discharges and the CERCLA Trust Fund (Superfund) for hazardous substance releases.

RCRA	Resource Conservation and Recovery Act (of 1976) established a framework for the proper management and disposal of all wastes. RCRA directed EPA to identify hazardous wastes, both generically and by listing specific wastes and industrial process waste streams. Generators and transporters are required to use good management practices and to track the movement of wastes with a manifest system. Owners and operators of treatment, storage, and disposal facilities also must comply with standards, which are generally implemented through permits issued by EPA or authorized states.
RRT	Regional Response Teams composed of representatives of Federal agencies and a representative from each state in the Federal region. During a response to a major hazardous materials incident involving transportation or a fixed facility, the OSC may request that the RRT be convened to provide advice or recommendations in specific issues requiring resolution. Under the NCP, RRTs may be convened by the chairman when a hazardous materials discharge or release exceeds the response capability available to the OSC in the place where it occurs; crosses regional boundaries; or may pose a substantial threat to the public health, welfare, or environment, or to regionally significant amounts of property. Regional contingency plans specify detailed criteria for activation of RRTs. RRTs may review plans developed in compliance with Title III, if the local emergency planning committee so requests.
SARA	The Superfund Amendments and Reauthorization Act of 1986. Title III of SARA includes detailed provisions for community planning and is known as the Emergency Planning and Community Right-to-Know Act (EPCRA).
Superfund	The trust fund established under CERCLA to provide money the OSC can use during a clean up.

APPENDIX D

CRITERIA FOR ASSESSING STATE AND LOCAL PREPAREDNESS

D.1 INTRODUCTION

The criteria in this appendix, an adaptation of criteria developed by the Preparedness Committee of the NRT, represent a basis for assessing a state or local hazardous materials emergency response preparedness program. These criteria reflect the basic elements judged to be important for a successful emergency preparedness program.

The criteria are separated into six categories, all of which are closely interrelated. These categories are hazards analysis, authority, organizational structure, communications, resources, and emergency planning.

These criteria may be used for assessing the emergency plan as well as the emergency preparedness program in general. **It must be recognized, however, that few state or local governments will have the need or capability to address all these issues and meet all these criteria to the fullest extent.** Resource limitations and the results of the hazards analysis will strongly influence the necessary degree of planning and preparedness. Those governmental units that do not have adequate resources are encouraged to seek assistance and take advantage of all resources that are available.

Other criteria exist that could be used for assessing a community's preparedness and emergency planning. These include FEMA's SLG 101 (Guide for All-Hazard Emergency Operations Planning). Additionally, states may have issued criteria for assessing capability.

D.2 THE CRITERIA

D.2.1 Hazards Analysis

Hazards Analysis includes the procedures for determining the susceptibility or vulnerability of a geographical area to a hazardous materials release, for identifying potential sources of a hazardous materials release from fixed facilities that manufacture, process, or otherwise use, store, or dispose of materials that are generally considered hazardous when released into an uncontrolled environment. This also includes an analysis of the potential or probable hazard of transporting hazardous materials through a particular area.

A hazards analysis is generally considered to consist of identification of potential hazards, determination of the vulnerability of an area as a result of the existing hazards, and an assessment of the risk of a hazardous materials release or spill.

The following criteria may assist in assessing a hazards analysis:

- Has a hazards analysis been completed for the area? If one exists, when was it last updated?
- Does the hazards analysis include the location, quantity, and types of hazardous materials that are manufactured, processed, used, disposed, or stored within the appropriate area?
- Was it done in accordance with community right-to-know laws and prefire plans?

- Does it include the routes by which the hazardous materials are transported?
- Have areas of public health concern been identified?
- Have sensitive environmental areas been identified?
- Have historical data on spill incidents been collected and evaluated?
- Have the levels of vulnerability and probable locations of hazardous materials incidents been identified?
- Are environmentally sensitive areas and population centers considered in analyzing the hazards of the transportation routes and fixed facilities?

D.2.2 Authority

Authority refers to those statutory authorities or other legal authorities vested in any personnel, organizations, agencies, or other entities in responding to or being prepared for responding to hazardous materials emergencies resulting from releases or spills.

The following criteria may be used to assess the existing legal authorities for response actions:

- Do clear legal authorities exist to establish a comprehensive hazardous materials response mechanism (Federal, state, county, and local laws, ordinances, and policies)?
- Do these authorities delegate command and control responsibilities between the different organizations within the same level of government (horizontal), or provide coordination procedures to be followed? When dealing with outside agencies (vertical)?
- Do they specify what agency(ies) has (have) overall responsibility for directing or coordinating a hazardous materials response?
- Do they specify what agency(ies) has (have) responsibility for providing assistance or support for hazardous materials response and what comprises that assistance or support?
- Have the agency(ies) with authority to order evacuation of the community been identified?
- Have any limitations in the legal authorities been identified?

D.2.3 Organizational Structure

Organization refers to the organizational structure in place for responding to emergencies. This structure will, of course, vary considerably from state to state and from locality to locality.

There are two basic types of organizations involved in emergency response operations. The first is involved in the planning and policy decision process similar to the NRT and RRT. The second is the operational response group that functions within the precepts set forth in the state or local plan. Realizing that situations vary from state to state and locality to locality and that emergency planning for the state and local level may involve the preparation of multiple situation plans or development of a single comprehensive plan, the criteria should be broadly based and designed to detect a potential flaw that would

then precipitate a more detailed review.

- Are the following organizations included in the overall hazardous materials emergency preparedness activities?
 - Health organizations (including emergency medicine, mental and public health organizations)
 - Public safety
 - Fire
 - Police
 - Health and safety (including occupational safety and health)
 - Other responders
 - Transportation
 - Emergency management/response planning
 - Environmental organizations
 - Natural resources agencies (including trustee agencies)
 - Environmental agencies with responsibilities for:
 - Fire
 - Health
 - Water quality
 - Air quality
 - Consumer safety
 - Education system (in general)
 - Public education
 - Public information
 - Private-sector interface
 - Trade organizations
 - Industry officials
 - Labor organizations
- Have each organization's authorities, responsibilities, and capabilities been determined for preresponse (planning and prevention), response (implementing the plan during an incident), and postresponse (cleanup and restoration) activities?

- Has one organization been given the command and control responsibility for each of these three phases of emergency response?
- Has a “chain of command” been established for response control through all levels of operation?
- Are the roles, relationships, and coordination procedures between government and nongovernment (private entities) delineated? Are they understood by all affected parties? How are they instituted (written, verbal)?
- Are clear interrelationships and coordination procedures between government and nongovernment (private entities) delineated? Are they understood by all affected parties? How are they instituted (written, verbal)?
- Are the agencies or departments that provide technical guidance during a response the same agencies or departments that provide technical guidance in nonemergency situations? In other words, does the organizational structure vary with the type of situation to be addressed?
- Does the organizational structure provide a mechanism to meet regularly for planning and coordination?
- Does the organizational structure provide a mechanism to regularly exercise the response organization?
- Has a simulation exercise been conducted within the last year to test the organizational structure?
- Does the organizational structure provide a mechanism to review the activities conducted during a response or exercise to correct shortfalls?
- Have any limitations within the organizational structure been identified?
- Is the organizational structure compatible with the Federal response organization in the NCP?
- Have trained and equipped incident commanders been identified?
- Has the authority for site decisions been vested in the incident commanders?
- Have the funding sources for a response been identified?
- How quickly can the response system be activated?
- Are there procedures that would enable residents to protect themselves before responders can assess the situation and provide advice? Have the public been informed and urged to practice these procedures?

D.2.4 Communication

Communication means any form or forms of exchanging information or ideas for emergency response with other entities, either internal or external to the existing organizational structure.

Coordination:

- Have procedures been established for coordination of information during a response?
- Has one organization been designated to coordinate communications activities?
- Have radio frequencies been established to facilitate coordination between different organizations?

Information Exchange:

- Does a formal system exist for sharing information among agencies, organizations, and the private sector?
- Has a system been established to ensure that "lessons learned" are passed to the applicable organizations?

Information Dissemination:

- Has a system been identified to carry out public information/community relations activities?
- Has one organization or individual been designated to coordinate with or speak to the media concerning the release?
- Is there a communication link with an Emergency Alert System (EAS) point of entry (CPCS-1) station?
- Does a communications system/method exist to disseminate information to responders, affected public, etc.?
- Is this system available 24 hours per day?
- Have alternate systems/methods of communications been identified for use if the primary method fails?
- Does a mechanism exist to keep telephone rosters up-to-date?
- Are communications networks tested on a regular basis?

Information Sources and Database Sharing:

- Is a system available to provide responders with rapid information on the hazards of chemicals involved in an incident?
- Is this information available on a 24-hour basis? Is it available in computer software? Are there personnel available 24 hours with operational familiarity to access the information?
- Is a system in place to update the available information sources?

Notification Procedures:

- Have specific procedures for notification of a hazardous materials incident been developed?

- Are multiple notifications required by overlapping requirements (e.g., state, county, local each have specific notification requirements)? Is there a method to streamline this initial notification?
- Does the initial notification system have a standardized list of information that is collected for each incident?
- Does a network exist for notifying and activating necessary response personnel?
- Does a network exist for notifying or warning the public of potential hazards resulting from a release? Does this network have provisions for informing the public about what hazards to expect, what precautions to take, whether evacuation is required, etc.?
- Has a central location or phone number been established for initial notification of an incident?
- Is the central location or phone number accessible on a 24-hour basis?
- Does the central location phone system have the ability to expand to a multiple line system during an emergency?

Clearinghouse Functions:

- Has a central clearinghouse for hazardous materials information been established with access by the public and private sector? Can it be operated as an information center during an incident?

D.2.5 Resources

Resource means the personnel, training, equipment, facilities, and other sources available for use in responding to hazardous materials emergencies. To the extent that the hazards analysis has identified the appropriate level of preparedness for the area, these criteria may be used in evaluating available resources of the jurisdiction undergoing review.

Personnel:

- Have the numbers of trained personnel available for hazardous materials been determined?
- Has the location of trained personnel available for hazardous materials been determined? Are these personnel located in areas identified in the hazards analysis as:
 - Heavily populated;
 - High hazard areas - i.e., numbers of chemical (or other hazardous materials) production facilities in well-defined areas;
 - Hazardous materials storage, disposal, or treatment facilities; and
 - Transit routes?
- Are sufficient personnel available to maintain a given level of response capability identified as being required for the area?
- Has the availability of special technical expertise (chemists, industrial hygienists, toxicologists, occupational health physicians, etc.) necessary for response been identified?
- Have limitations on the use of above personnel resources been identified?
- Do mutual aid agreements exist to facilitate interagency support between organizations?
- Is there an individual designated to request outside assistance? Are financial procedures in place to streamline procurements in an emergency, if necessary?

Training:

- Have the training needs for the state/local area been identified?
- Are centralized response training facilities available?
- Are specialized courses available covering topics such as:
 - Organizational structures for response actions (i.e., authorities and coordination);
 - Response actions;
 - Equipment selection, use, and maintenance; and
 - Safety and first aid?
- Does the organizational structure provide training and cross training for or between organizations in the response mechanism?
- Does an organized training program for all involved response personnel exist? Has one agency been designated to coordinate this training?

- Have training standards or criteria been established for a given level of response capability? Is any certification provided upon completion of the training?
- Has the level of training available been matched to the responsibilities or capabilities of the personnel being trained?
- Does a system exist for evaluating the effectiveness of training?
- Does the training program provide for “refresher courses” or some other method to ensure that personnel remain up-to-date in their level of expertise?
- Have resources and organizations available to provide or augment training been identified?
- Have standardized curricula been established to facilitate consistent statewide training?

Equipment:

- Have response equipment requirements been identified for a given level of response capability?
- Are the following types of equipment available?
 - Personal protective equipment appropriate to tasks (e.g., hotzone entry, perimeter security)
 - First aid and other medical emergency equipment
 - Emergency vehicles available for hazardous materials response
 - Sampling equipment (air, water, soil, etc.) and other monitoring devices (e.g., explosivity meters, oxygen meters)
 - Analytical equipment or facilities available for sample analyses
 - fire-fighting equipment/other equipment and material (bulldozers, boats, helicopters, vacuum trucks, tank trucks, chemical retardants, foam)
- Are sufficient quantities of each type of equipment available on a sustained basis?
- Is all available equipment capable of operating in the local environmental conditions?
- Are up-to-date equipment lists maintained? Are they computerized?
- Are equipment lists available to all responders?
- Are these lists broken down into the various types of equipment (e.g., protective clothing, monitoring instruments, medical supplies, transportation equipment)?
- Is there a mechanism to ensure that the lists are kept up-to-date?
- Have procedures necessary to obtain equipment on a 24-hour basis been identified?

- Does a program exist to carry out required maintenance of equipment?
- Are there maintenance and repair records for each piece of equipment?
- Have mutual aid agreements been established for the use of specialized response equipment?
- Is sufficient communications equipment available for notifying personnel or transmitting information? Is the equipment of various participating agencies compatible? Are there redundancies in the event circuits become overloaded?
- Is transportation equipment available for moving equipment rapidly to the scene of an incident, and its state of readiness assured?

Facilities:

- Have facilities capable of performing rapid chemical analyses been identified?
- Do adequate facilities exist for storage and cleaning/reconditioning of response equipment?
- Have locations or facilities been identified for the storage, treatment, recycling, and disposal of wastes resulting from a release?
- Do adequate facilities exist for carrying out training programs?
- Do facilities exist that are capable of providing medical treatment to persons injured by chemical exposure?
- Have facilities and procedures for housing persons requiring evacuation or temporary relocation as a result of an incident been identified?
- Have facilities been identified that are suitable for command centers?

D.2.6 Emergency Plan

The emergency plan, which relates to many of the above criteria, also stands alone as a means to assess preparedness at the state and local levels of government, and in the private sector. The following questions are directed more toward evaluating the plan rather than determining the preparedness level of the entity that has developed the plan. It is not enough to ask if a plan exists; it is important to determine whether the existing plan adequately addresses the needs of the community or entity for which the plan was developed.

- Have the levels of vulnerability and probable locations of hazardous materials incidents been identified in the plan?
- Have areas of public health concern been identified in the plan?
- Have sensitive environmental areas been identified in the plan?
- For the hazardous materials identified in the area, does the plan include information on the chemical and physical properties of the materials, safety and emergency response information, and hazard mitigation techniques? (NOTE: It is not necessary to include all this information in the emergency plan; the plan should, however, at least explain where such information is available.)

- Have all appropriate agencies, departments, or organizations been involved in the process of developing or reviewing the plan?
- Have all the appropriate agencies, departments, or organizations approved the plan?
- Has the organizational structure and notification list defined in the plan been reviewed in the last six months?
- Is the organizational structure identified in the plan compatible with the Federal response organization in the NCP?
- Has one organization been identified in the plan as having command and control responsibility for the preresponse, response, and post response phases?
- Does the plan define the organizational responsibilities and relationships among city, county, district, state, and Federal response agencies?
- Are all organizations that have a role in hazardous materials response identified in the plan (public safety and health, occupational safety and health, transportation, natural resources, environmental, enforcement, educational, planning, and private sector)?
- Are the procedures and contacts necessary to activate or deactivate the organization clearly given in the plan for the preresponse, response, and postresponse phases?
- Does the organizational structure outlined in the plan provide a mechanism to review the activities conducted during a response or exercise to correct shortfalls?
- Does the plan include a communications system/method to disseminate information to responders, affected public, etc.?
- Has a system been identified in the plan to carry out public information/community relations activities?
- Has a central location or phone number been included in the plan for initial notification of an incident?
- Have trained and equipped incident commanders been identified in the plan?
- Does the plan include the authority for vesting site decisions in the incident commander?
- Have government agency personnel that may be involved in response activities been involved in the planning process?
- Have local private response organizations (e.g., chemical manufacturers, commercial cleanup contractors) that are available to assist during a response been identified in the plan?
- Does the plan provide for frequent training exercises to train personnel or to test the local contingency plans?
- Are lists/systems that identify emergency equipment available to response personnel included in the plan?

- Have locations of materials most likely to be used in mitigating the effects of a release (e.g., foam, sand, lime) been identified in the plan?
- Does the plan address the potential needs for evacuation, what agency is authorized to order or recommend an evacuation, how it will be carried out, and where people will be moved?
- Has an emergency operating center, command center, or other central location with the necessary communications capabilities been identified in the plan for coordination of emergency response activities?
- Are there follow-up response activities scheduled in the plan?
- Are there procedures for updating the plan?
- Are there addenda provided with the plan, such as laws and ordinances, statutory responsibilities, evacuation plans, community relations plan, health plan, and resource inventories (personnel, equipment, maps [not restricted to road maps], and mutual aid agreements)?
- Does the plan address the probable simultaneous occurrence of different types of emergencies (e.g., power outage and hazardous materials releases) and the presence of multiple hazards (e.g., flammable and corrosive) during hazardous materials emergencies?

APPENDIX E

BIBLIOGRAPHY

General Emergency Planning for Hazardous Materials

- American Institute of Chemical Engineers, Center for Chemical Process Safety. *Guidelines for Hazard Evaluation Procedures, 2nd edition*, AIChE, 1992.
- Bretherick, L. *Handbook of Reactive Chemical Hazards*. 2nd ed. Butterworth, 1979.
- Cashman, John R. *Hazardous Materials Emergencies: Response and Control*. 1983.
- Gabor, T. and T.K. Griffith. *The Assessment of Community Vulnerability to Acute Hazardous Materials Incidents*. Newark, DE: University of Delaware, 1985.
- Government Institutes, Inc. Md. RCRA. *Hazardous Waste Handbook*. 11th edition. 1995.
- Green, Don W., ed. *Perry's Chemical Engineers' Handbook*. 6th ed. McGraw-Hill, 1984.
- Hawley, Gessner G., ed. *Condensed Chemical Dictionary*. 12th ed. New York: Van Nostrand Reinhold, 1981.
- National Fire Protection Association. *Fire Protection Guide to Hazardous Materials*. Boston: NFPA, 1997.
- Sax, N. Irving. *Dangerous Properties of Industrial Materials*. 6th ed. New York: Van Nostrand Reinhold, 1984.
- Sittig, Marshall. *Handbook of Toxic and Hazardous Chemicals and Carcinogens*. Noyes, 1985.
- U.S. Coast Guard. *Chemical Hazards Response Information System (CHRIS) Volumes 1-4, Commandant Instruction M16465.12C*. Washington, DC: 2000. Copies of the CD-ROM Version 1.0 can be obtained by writing to: Dr. Alan Schneider, Commandant (G-MSO-3), U.S. Coast Guard, 2100 Second Street SW, Washington DC 20593-0001 or email at: aschneider@comdt.uscg.mil.
- U.S. Coast Guard. *Incident Management Handbook*. Washington, DC: April 2001. Copies for this may be obtained through the Government Printing Office at 202-512-1800.
- U.S. Department of Transportation. *2000 DOT Emergency Response Guidebook*. Washington, DC: 2000.
- U.S. Environmental Protection Agency. *Community Relations in Superfund: A Handbook*. Washington, DC.
- U.S. Environmental Protection Agency. *The National Oil and Hazardous Substances Pollution Contingency Plan*. 40 CFR 300.
- U.S. Environmental Protection Agency. *LEPCs and Deliberate Releases: Addressing Terrorist Activities in the Local Emergency Plan*. Washington, DC:2001. www.epa.gov/ceppo/factsheets/lepccct.pdf
- U.S. Nuclear Regulatory Commission and Federal Emergency Management Agency. *NUREG-0654 / FEMA REP-1 (Rev. 1)*.

Verschuaren, Karel. *Handbook of Environmental Data on Organic Chemicals*. 2nd ed. New York: Van Nostrand Reinhold, 1983.

Spill Containment and Cleanup

Guswa, J.H. *Groundwater Contamination and Emergency Response Guide*. Noyes, 1984.

Personal Protection

International Association of Fire Chiefs. *Fire Service Emergency Management Handbook*. Washington, DC: 1985.

National Institute of Occupational Safety and Health. *Occupational Safety and Health Guidance Manual for Hazardous Waste Site Activities*. Washington, DC: DHHS Publication No. 85-115, 1985.

U.S. Environmental Protection Agency. *Standard Operating Safety Guides*. Washington, DC: 1984.

Site Security

U.S. Environmental Protection Agency. *Chemical Accident Prevention: Site Security*. Washington, DC: 2000. <http://www.epa.gov/ceppo/pubs/secale.pdf>

VIDEOTAPES

The following videotape is available from the American Chemistry Council:

- NCRIC: "First on the Scene"

Videotapes are available from FEMA's National Emergency Training Center/Learning Resource Center/Emergency Management Information Center.

APPENDIX F

HOTLINE NUMBERS AND FEDERAL AGENCY WEBSITE ADDRESSES

Listed below are the main website addresses for Federal agencies. These websites contain contact information for regional offices. If you do not have access to the Internet, visit your local library to get online. Local phone books will contain contact information for state offices.

To report a spill call the 24-hour National Response Center Hotline: 1-800-424-8802
www.nrc.uscg.mil/

Federal Emergency Management Agency: www.fema.gov

U.S. Environmental Protection Agency: www.epa.gov/ceppo (EPA maintains the RCRA, Superfund & EPCRA Hotline to answer questions at 1-800-424-9346 [local Washington, DC area calls: 703-412-9810].)

Agency for Toxic Substances and Disease Registry: www.atsdr.cdc.gov/

U.S. Department of Energy: www.doe.gov

Department of Agriculture: www.usda.gov

Department of Labor, Occupational Safety & Health Administration: www.osha.gov

U.S. Coast Guard (G-MER), Marine Safety and Environmental Protection:
www.uscg.mil/hq/g-m/gmhome.htm

U.S. Dept. of Transportation, Research and Special Programs Administration, Office of Hazardous Materials Safety HazMat Info Line 1-800-467-4922 and website
<http://\hazmat.dot.govhazmat.dot.gov/>

Department of Justice, Environment and Natural Resources Division:
www.usdoj.gov/enrd/enrd-home.html

Department of the Interior: www.doi.gov

Department of Commerce, NOAA: www.noaa.gov

Department of State: www.state.gov

Department of Defense: www.defenselink.mil

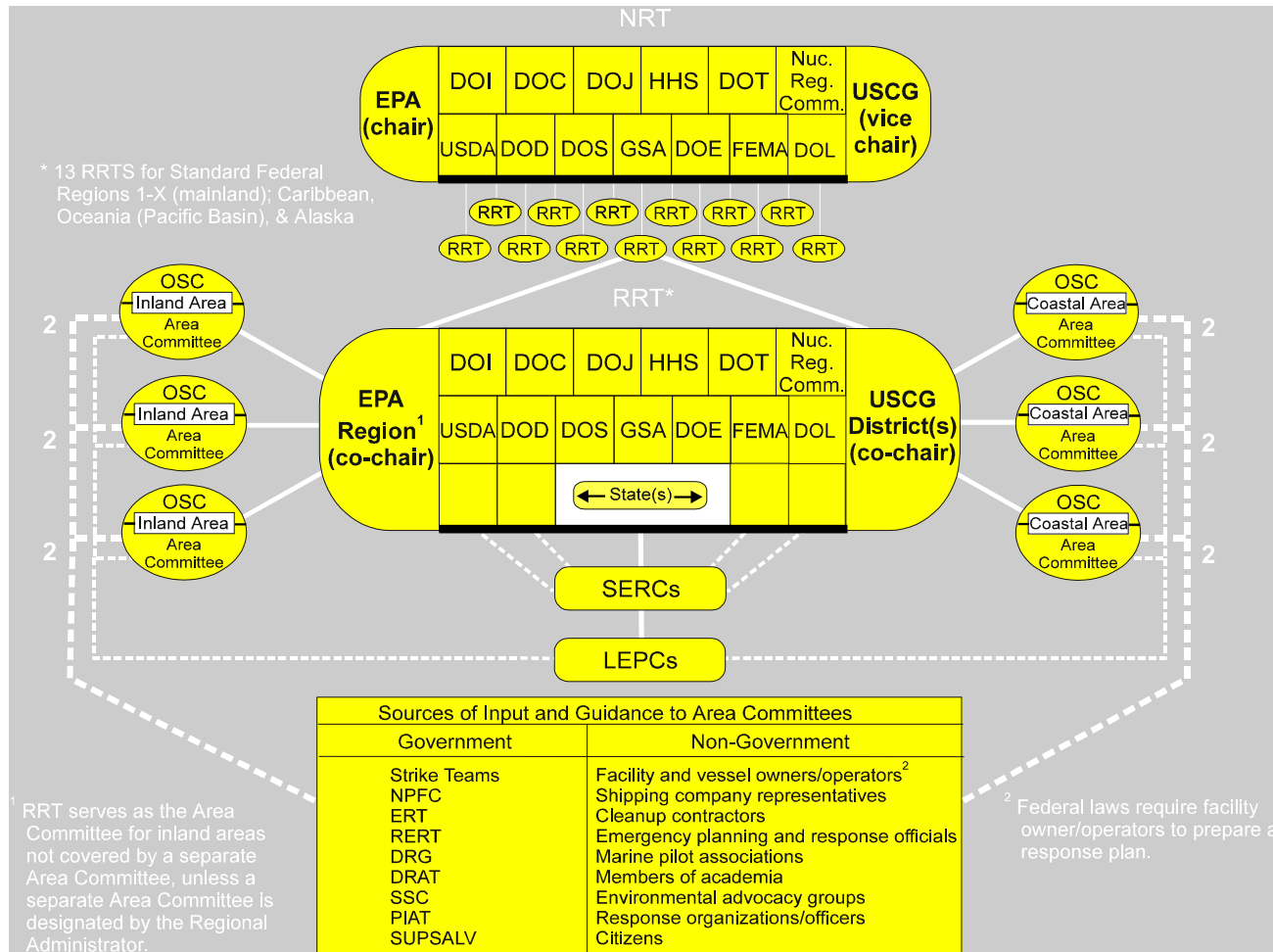
Nuclear Regulatory Commission: www.nrc.gov

APPENDIX G

NCP EXHIBITS

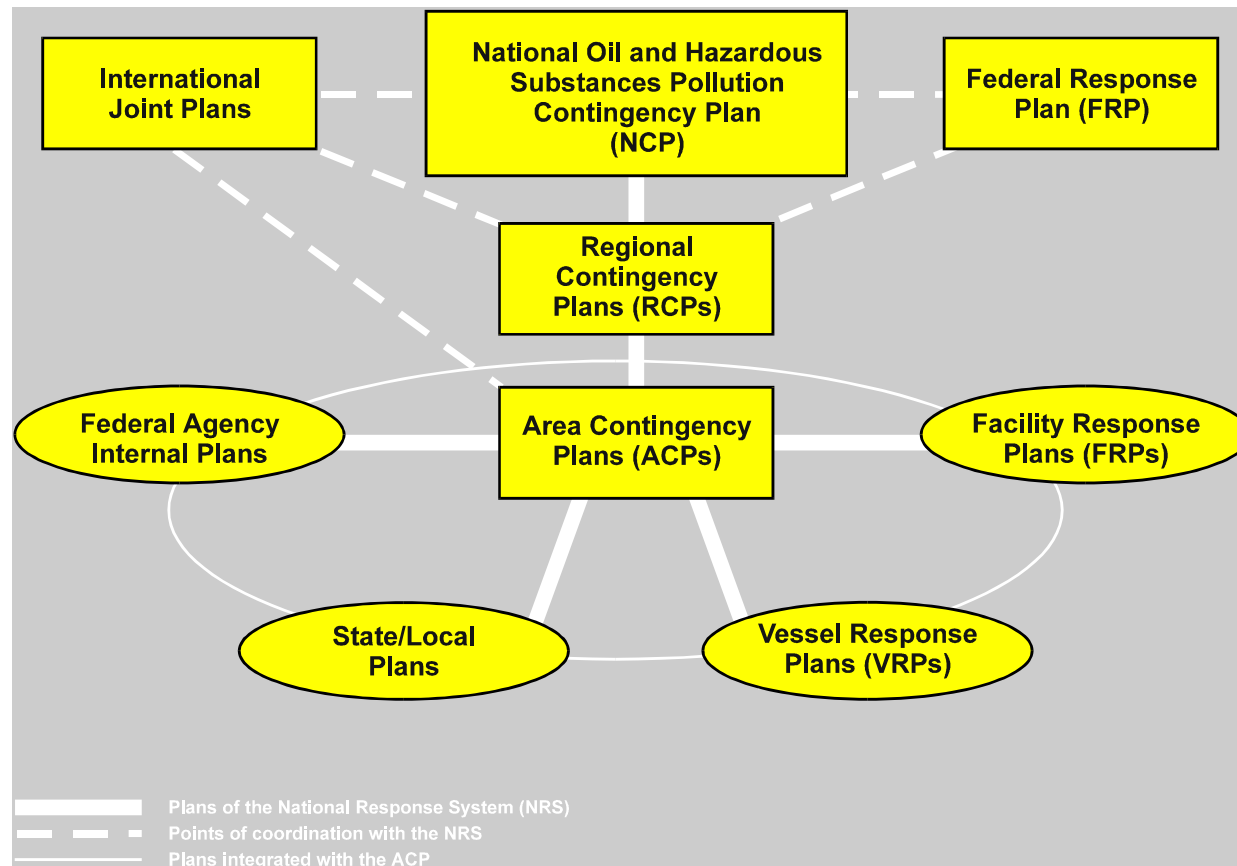
National Response System Concepts: Planning

This exhibit shows the National Response System (NRS) framework for coordination among federal, state, and local responders and responsible parties. The NRS framework includes four levels of contingency planning including federal, regional, area and local, and site-specific industry plans. Site-specific industry plans include Risk Management Plans as required by §112(r) of the Clean Air Act.



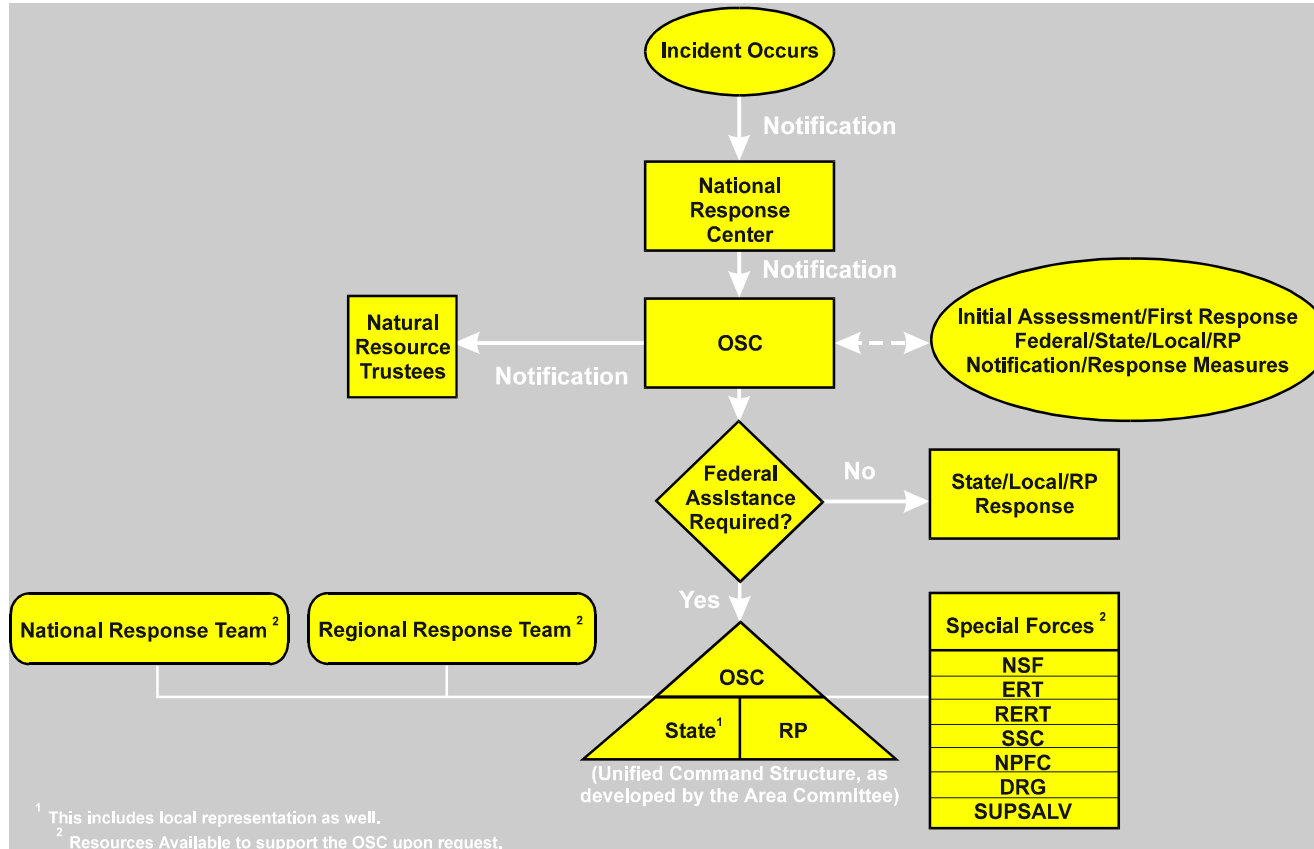
National Response System Concepts: Relationship of Plans

This exhibit identifies the relationships among plans at the federal, state, and local level, and includes the National Contingency Plan, Regional Contingency Plans, and Area Contingency Plans.



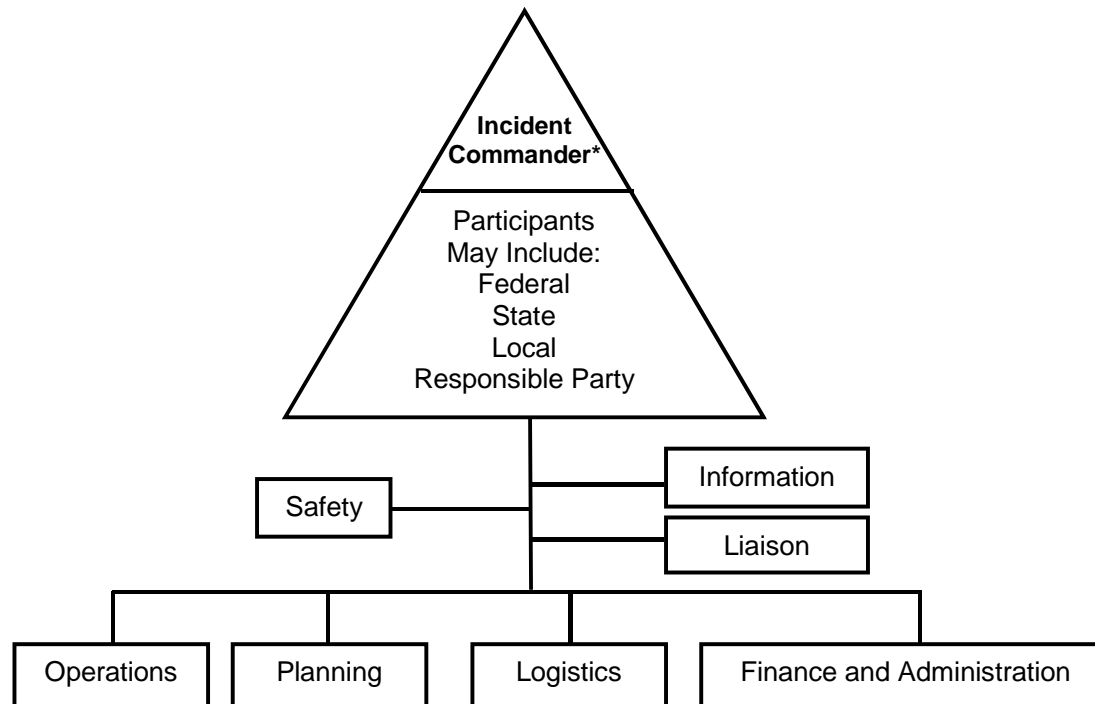
National Response System Concepts: Response

This exhibit shows the response process. Over ninety-five percent of incidents are handled at the local level. Under Title I of CERCLA, EPA has authority to reimburse local community authorities for certain expenses regarding hazardous substances incurred in carrying out temporary emergency measures to prevent or mitigate injury to human health or the environment. USCG has similar authority regarding the Oil Pollution Trust Fund under OPA.



Incident Command System/Unified Command (ICS/UC)

The NRS Response Concepts exhibit on the previous page shows that when federal assistance is required, the ICS/UC structure is established. The exhibit below provides greater detail on this structure. An ICS led by a UC is a key element of the NCP framework for response management. Local responders (e.g., fire) will typically be the first responders to arrive at the scene of an incident (more than 95 percent of hazardous materials or oil responses are handled by local responders). Most local responders are familiar with ICS and are likely to establish one immediately. As federal, state, and private party responders arrive on-scene, responders would integrate into the ICS organization and establish a UC to direct and coordinate the expanded organization. This ICS/UC approach brings together the functions of the federal government, state and local government, and the party responsible for an incident to achieve an effective and efficient response.



** There is one Incident Commander within the UC. Consistent with the National Oil and Hazardous Substances Pollution Contingency Plan (40 CFR Part 300), the Incident Commander may be from any UC organization. Both the Incident Commander and membership of the UC may change based on the phase of the response (firefighting, residual cleanup) and the Agencies' primary responsibilities, capabilities, and available resources.*