


Annual Summary

1997

Shigella



Department of Health and Human Services
Centers for Disease Control and Prevention
National Center for Infectious Diseases
Division of Bacterial and Mycotic Diseases
Foodborne and Diarrheal Diseases Branch
Atlanta, GA 30333



Laboratory-Confirmed *Shigella* Surveillance Annual Summary, 1997

The Annual Summary contains surveillance data on reported laboratory-confirmed *Shigella* isolates in the United States. The National *Shigella* Surveillance System collects reports of isolates of *Shigella* from every state in the United States. This information is reported electronically through the Public Health Laboratory Information System (PHLIS) by the State Public Health Laboratory Directors and State and Territorial Epidemiologists to the Foodborne and Diarrheal Diseases Branch (FDDDB) and the Biostatistics and Information Management Branch (BIMB) of the Division of Bacterial and Mycotic Diseases in the National Center for Infectious Diseases.

The National *Shigella* Surveillance System is based on data collected by state and territorial public health laboratories. *Shigella* isolates are submitted to the state public health laboratory by clinical diagnostic laboratories. The state and territorial laboratories confirm the isolates as *Shigella*, perform subtyping, and submit the data for reporting through PHLIS. Unusual or untypable isolates are forwarded to the National *Shigella* Reference Laboratory at the Centers for Disease Control and Prevention for further characterization or confirmation. These results are reported back to the state laboratory, where they are reported to CDC through PHLIS.

The capture of isolates in the National *Shigella* Surveillance System is considered to be consistent. However, some *Shigella* isolates may not be forwarded or reported to state public health laboratories and therefore are not captured. In addition, irrespective of the surveillance system, many cases of *Shigella* illness are not reported because the ill person does not seek medical care, the health-care provider does not obtain a specimen for diagnosis or the laboratory does not perform culture for *Shigella*. The results of surveillance reported herein are therefore substantial underestimates of the true number of infections.

The number of isolates reported by state represents the state where laboratory confirmation and subtyping were performed. In some instances, the reporting state is not the same as the state of residence of the person from whom the isolate was obtained. For the Annual Summaries, duplicate records are deleted.

There are 4 major subgroups and 43 recognized serotypes of *Shigella*, shown in Table A below.

Table A. Subgroups, Serotypes and Subtypes of *Shigella*

Subgroups	Serotypes and Subtypes
Group A: <i>Shigella dysenteriae</i>	15 serotypes (type 1 produces Shiga toxin)
Group B: <i>Shigella flexneri</i>	8 serotypes and 9 subtypes
Group C: <i>Shigella boydii</i>	19 serotypes
Group D: <i>Shigella sonnei</i>	1 serotype

These subgroups and serotypes are differentiated from one another by their biochemical traits (such as ability to ferment mannitol) and antigenic properties (Table B).


Table B. Classification of *Shigella* subgroups.

Species	Group	Serotypes	Carbohydrate fermentation		
			Glucose	Mannitol	Lactose
<i>S. dysenteriae</i>	A	15	+	-	-
<i>S. flexneri</i>	B	8	+	+	-
<i>S. boydii</i>	C	19	+	+	-
<i>S. sonnei</i>	D	1	+	+	Late


Since there are no recognized environmental or animal reservoirs for *Shigella*, except higher primates, the isolates reported herein are all from infected humans.

This report can be viewed online at www.cdc.gov/ncidod/dbmd/phlisdata/. Further information concerning data described in this report can be obtained by contacting the Foodborne and Diarrheal Diseases Branch (404) 639-2206. For further information concerning PHLIS, please contact the Biostatistics and Information Management Branch (404) 639-1364.

The Surveillance Outbreak Detection Algorithm (SODA), developed by BIMB and FDDB, is a statistical algorithm based on the National Surveillance Data. It is designed to detect unusual clusters of *Salmonella* and *Shigella* infection. SODA compares current *Salmonella* and *Shigella* isolates reported through PHLIS by subgroup or serotype with a 5 year historical baseline for that subgroup or serotype for the specified time period to detect unusual increases from the baseline. Analyses can be conducted at state, regional, or national levels. Since 1996, SODA has been implemented at CDC and selected state health departments. If you would like more information on SODA, please call the PHLIS Helpdesk (404) 639-3365.



Eric Mintz, M.D., M.P.H.
Chief, Diarrheal Diseases Epidemiology Section
Foodborne and Diarrheal Diseases Branch



Nancy H. Bean, Ph.D.
Chief, Biostatistics and Information
Management Branch



Robert V. Tauxe, M.D., MPH
Chief, Foodborne and Diarrheal Diseases Branch

Division of Bacterial and Mycotic Diseases
National Center for Infectious Diseases
Centers for Disease Control and Prevention

Recommended Reference Citation:

CDC. *Shigella* Surveillance: Annual Summary, 1997. Atlanta, Georgia: US Department of Health and Human Services, CDC, 1998.

Single copies of *Shigella: Annual Summary 1997* are available in multiple formats from:

Centers for Disease Control and Prevention
Foodborne and Diarrheal Diseases Branch
Mail Stop: A38
1600 Clifton Road
Atlanta, Georgia 30333
Telephone: 404-639-2206
<http://www.cdc.gov/ncidod/dbmd/offices.htm>

Copyright Information

All material in this report is in the public domain and may be used and reprinted without permission; citation of source is appreciated.
Copyright ©1998 Centers for Disease Control and Prevention.

TABLE OF CONTENTS

TABLE 1	1
<i>Shigella</i> subgroups reported to the CDC for 1997	
TABLE 2	2
Number of reported isolates of <i>Shigella</i> serotypes for 1997	
TABLE 3	3
Age and sex of persons from whom isolates of <i>Shigella</i> were reported for 1997	
TABLE 3A	4
Age and sex of persons from whom isolates of <i>S. boydii</i> were reported for 1997	
TABLE 3B	5
Age and sex of persons from whom isolates of <i>S. dysenteriae</i> were reported for 1997	
TABLE 3C	6
Age and sex of persons from whom isolates of <i>S. flexneri</i> were reported for 1997	
TABLE 3D	7
Age and sex of persons from whom isolates of <i>S. sonnei</i> were reported for 1997	
TABLE 3E	8
Age and sex of persons from whom isolates of unknown serogroup were reported for 1997	
TABLE 4	9
Median age of persons from whom isolates of <i>Shigella</i> were reported, by serogroup, for 1983-1997	
TABLE 5	10
Number of reported <i>Shigella</i> isolates by residence for 1983-1997	
TABLE 5A	10
Number of reported <i>S. boydii</i> isolates by residence for 1983-1997	
TABLE 5B	11
Number of reported <i>S. dysenteriae</i> isolates by residence for 1983-1997	
TABLE 5C	11
Number of reported <i>S. flexneri</i> isolates by residence for 1983-1997	
TABLE 5D	12
Number of reported <i>S. sonnei</i> isolates by residence for 1983-1997	
TABLE 5E	12
Number of reported <i>Shigella</i> isolates with unknown subgroup by residence for 1983-1997	

TABLE 6	13
Number of reported <i>Shigella</i> isolates by month for 1997	
TABLE 7	15
Number of reported <i>Shigella</i> isolates by month for 1983-1997	
TABLE 8	17
Number of reported <i>Shigella</i> isolates by region for 1983-1997	
TABLE 8A	18
Number of reported <i>S. sonnei</i> isolates by region for 1983-1997	
TABLE 8B	19
Number of reported <i>S. flexneri</i> isolates by region for 1983-1997	
TABLE 8C	20
Number of reported <i>S. boydii</i> isolates by region for 1983-1997	
TABLE 8D	21
Number of reported <i>S. dysenteriae</i> isolates by region for 1983-1997	
TABLE 8E	22
Number of reported <i>Shigella</i> isolates with unknown serogroup by region for 1983-1997	
TABLE 9	23
Number of reported <i>Shigella</i> subgroup isolates by year for 1983-1997	
TABLE 10	24
Number of reported <i>Shigella</i> isolates by state for 1983-1997	
TABLE 10A	27
Number of reported <i>S. sonnei</i> isolates by state for 1983-1997	
TABLE 10B	30
Number of reported <i>S. flexneri</i> isolates by state for 1983-1997	
TABLE 10C	33
Number of reported <i>S. boydii</i> isolates by state for 1983-1997	
TABLE 10D	36
Number of reported <i>S. dysenteriae</i> isolates by state for 1983-1997	
TABLE 10E	39
Number of reported <i>Shigella</i> isolates with unknown serogroup by state for 1983-1997	