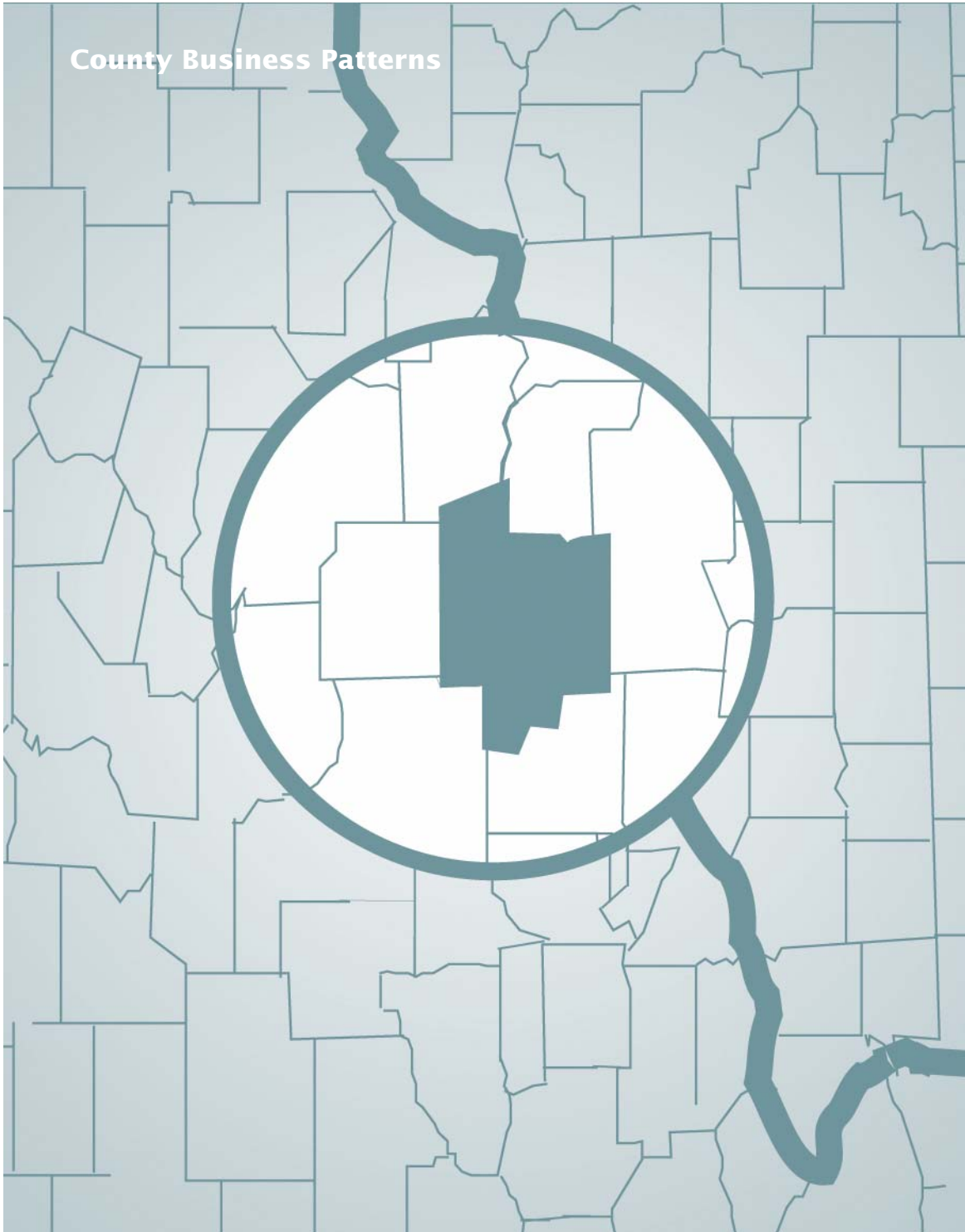


# North Carolina: 2002

Issued November 2004

CBP/02-35

## County Business Patterns



U S C E N S U S B U R E A U

*Helping You Make Informed Decisions*

U.S. Department of Commerce  
Economics and Statistics Administration  
U.S. CENSUS BUREAU



## ACKNOWLEDGMENTS

This report was prepared under the general direction of **Franklin Winters**, Assistant Division Chief for Research and Methodology, Economic Planning and Coordination Division. **Paul Hanczaryk**, Chief, Register Analysis Branch, supervised the preparation of this report and was assisted by **Phil Thompson** and **Alan Pines**. **Stefan Belliveau**, **Gerald Feuer**, **Joel Fowler**, **Mary Green**, **Mary Hogan**, **Lavelle Lee**, **Tracy Palmer**, and **Jon Youngman** contributed in resolving establishment processing problems and in data analysis. **David Chapman** contributed to the editing system and provided other methodological improvements.

Additional data analysis was provided by the staffs of **Bernard J. Fitzpatrick**, Assistant Division Chief for Collection Activities, Economic Planning and Coordination Division, assisted by **David Eade**; and **Carlene Bottorff**, Assistant Division Chief, Teleprocessing, National Processing Center, assisted by **Marsha Sowders** and **Anita Coomes**. Statistical methodology and quality assurance operations were

performed by **Michael Kornbau**, **Thomas Cevis**, and **Michelle Vile**.

**Steven McCraith**, Chief, Census Related Surveys Branch, Economic Statistical Methods and Programming Division, assisted by **Dan Vacca**, supervised computer support operations. **Ed Carr**, **Jerry Richards**, and **Bob Penrod** provided additional support for computer operations.

**Bernadette J. Beasley** and **Heather M. Lilley** of the Administrative and Customer Services Division, **Walter C. Odom**, Chief, provided publications and printing management, graphics design and composition, and editorial review for print and electronic media. General direction and production management were provided by **James R. Clark**, Assistant Division Chief, and **Susan L. Rappa**, Chief, Publications Services Branch.

Special acknowledgment is also due the many businesses whose cooperation has contributed to the publication of these data.

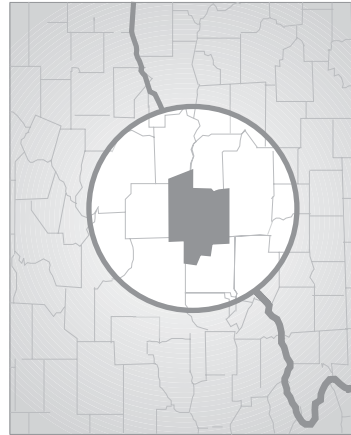
---

# North Carolina: 2002

Issued November 2004

CBP/02-35

## County Business Patterns



**U.S. Department of Commerce**

**Donald L. Evans,**

Secretary

**Theodore W. Kassinger,**

Deputy Secretary

**Economics  
and Statistics  
Administration**

**Kathleen B. Cooper,**

Under Secretary for  
Economic Affairs

**U.S. CENSUS BUREAU**

**Charles Louis Kincannon,**

Director

---

SUGGESTED CITATION

U.S. Census Bureau,  
County Business Patterns 2002

**NORTH CAROLINA**

Washington, DC,  
2004



**Economics  
and Statistics  
Administration**

**Kathleen B. Cooper,**  
Under Secretary  
for Economic Affairs



**U.S. CENSUS BUREAU**

**Charles Louis Kincannon,**  
Director

**Hermann Habermann,**  
Deputy Director and  
Chief Operating Officer

**Vacant,**  
Principal Associate  
Director for Programs

**Frederick T. Knickerbocker,**  
Associate Director  
for Economic Programs

**Thomas L. Mesenbourg,**  
Assistant Director  
for Economic Programs

**Shirin A. Ahmed,**  
Chief, Economic  
Planning and Coordination Division

CONTENTS

General Explanation		
Introduction .....		V
Industry Classifications .....		V
Data Products .....		V
Sources of Data .....		VI
Definitions of Basic Data Items .....		VI
Industry and Geography Classifications .....		VII
Comparability With Other Data .....		VII
Data Withheld From Publication .....		VII
Reliability of Data .....		VIII
Abbreviations and Symbols .....		VIII
State Map .....		IX
Tables		
1. The State—Establishments, Employees, and Payroll by Major Group: 2002 and 2001 .....		1
2. The State—Employees, Payroll, and Establishments by Industry: 2002 .....		3
3. The State—Employees and Annual Payroll by Employment-Size Class: 2002 .....		31
4. The State—Establishments With 1,000 Employees or More by Major Group and Employment-Size Class: 2002 .....		36
5. The State—Employees, Payroll, and Establishments by County: 2002 and 2001 .....		37
6. Counties—Employees, Payroll, and Establishments by Industry: 2002 .....		39
Description of Pubs Issued in Previous Years—Inside Back Cover		

# General Explanation

---

## INTRODUCTION

County Business Patterns is an annual series that provides subnational economic data by industry. The series is useful for studying the economic activity of small areas; analyzing economic changes over time; and as a benchmark for statistical series, surveys, and databases between economic censuses. Businesses use the data for analyzing market potential, measuring the effectiveness of sales and advertising programs, setting sales quotas, and developing budgets. Government agencies use the data for administration and planning.

County Business Patterns covers most of the country's economic activity. The series excludes data on self-employed individuals, employees of private households, railroad employees, agricultural production employees, and most government employees.

This series has been published annually since 1964 and at irregular intervals dating back to 1946. The comparability of data over time may be affected by definitional changes in establishments, activity status, and industrial classifications. For more details on these changes, see the section "Comparability With Other Data."

## INDUSTRY CLASSIFICATIONS

Data from the County Business Patterns series are published primarily on the basis of the North American Industry Classification System (NAICS). Earlier County Business Patterns data were published according to the Standard Industrial Classification (SIC) system. While many of the individual NAICS industries correspond directly to industries as defined under the SIC system, most of the aggregate NAICS groupings do not.

Particular care should be taken in comparing data for retail trade, wholesale trade, and manufacturing, which are sector titles used in both NAICS and SIC, but cover somewhat different groups of industries. For more information on NAICS and changes from the SIC system, go to [www.census.gov/epcd/www/naics.html](http://www.census.gov/epcd/www/naics.html)

The 2002 County Business Patterns series includes the following NAICS sectors:

<i>Sector</i>	<i>Description</i>
11	Forestry, Fishing, Hunting, and Agriculture Support
21	Mining
22	Utilities

<i>Sector</i>	<i>Description</i>
23	Construction
31-33	Manufacturing
42	Wholesale Trade
44-45	Retail Trade
48-49	Transportation and Warehousing
51	Information
52	Finance and Insurance
53	Real Estate and Rental and Leasing
54	Professional, Scientific, and Technical Services
55	Management of Companies and Enterprises
56	Administrative and Support and Waste Management and Remediation Services
61	Educational Services
62	Health Care and Social Assistance
71	Arts, Entertainment, and Recreation
72	Accommodation and Food Services
81	Other Services (except Public Administration)
95	Auxiliaries (except corporate, subsidiary, and regional management)
99	Unclassified

County Business Patterns data are tabulated by industry as defined in the manual entitled *North American Industry Classification System: United States, 1997* with some exceptions. Data for auxiliary establishments (except corporate, subsidiary, and regional managing offices) will be tabulated in a separate category (Sector 95).

The 2002 County Business Patterns covers all NAICS industries except crop and animal production (NAICS 111,112), rail transportation (NAICS 482), National Postal Service (NAICS 491), pension, health, welfare, and vacation funds (NAICS 525110, 525120, 525190), trusts, estates, and agency accounts (NAICS 525920), private households (NAICS 814), and public administration (NAICS 92).

## DATA PRODUCTS

### Reports

The County Business Patterns data series includes a separate printed report for each state, the District of Columbia, Puerto Rico, and the United States. Individual state reports present payroll and employment data for the state and counties by industry. The reports also include the number of establishments by industry and employment size class.

---

The United States report presents similar data for the country as a whole. In addition, the U.S. report provides employment and payroll data by employment size class for major industry groups.

Data for industries with fewer than 100 employees, as well as data for detailed industries withheld to avoid disclosing data for individual companies, are not shown in the printed reports. However, these data are available on CD-ROM and other computer products.

### **Electronic Data Formats**

County Business Patterns series data are available on CD-ROM, computer tapes and diskettes. The CD-ROM also includes software for creating County Business Patterns data files compatible with popular database and spreadsheet software. In addition, ZIP Code Business Patterns data are available on CD-ROM and are available shortly after the release of County Business Patterns, and include the number of establishments by NAICS industry.

Publications also are available in Portable Document Format (PDF) at [www.census.gov/prod/www/abs/cbptotal.html](http://www.census.gov/prod/www/abs/cbptotal.html). In order to view these files, you will need the Adobe(R) Acrobat(R) Reader, which is available for free from the Adobe web site at [www.adobe.com](http://www.adobe.com). Alternatively, the Census Bureau will print the publication, give it a glue binding, and ship it to you for a fee.

For information and options to order County Business Patterns data products, contact:

Customer Services Center  
Marketing Services Office  
U.S. Census Bureau  
Washington, DC 20233

Telephone: 301-763-INFO (4636)  
Internet address: [www.census.gov/](http://www.census.gov/)

### **Special Tabulations**

Special tabulations of County Business Patterns are available on a cost-reimbursable basis. For more information, contact:

U.S. Census Bureau  
Economic Planning and Coordination Division  
Register Analysis Branch  
Washington, DC 20233

Telephone: 301-763-INFO(4636)  
Fax: 301-457-4433  
E-mail: [cbp@census.gov](mailto:cbp@census.gov)

### **SOURCES OF DATA**

County Business Patterns basic data items are extracted from the Standard Statistical Establishment List, a file of all known single and multiestablishment employer companies maintained and updated by the U.S. Census Bureau. The annual Company Organization Survey provides individual

establishment data for multiestablishment companies. Data for single-establishment companies are obtained from various Census Bureau programs, such as the Annual Survey of Manufactures and Current Business Surveys, as well as from administrative records of the Internal Revenue Service, the Social Security Administration, and the Bureau of Labor Statistics.

### **DEFINITIONS OF BASIC DATA ITEMS**

#### **Establishments**

An establishment is a single physical location at which business is conducted or services or industrial operations are performed. It is not necessarily identical with a company or enterprise, which may consist of one or more establishments. When two or more activities are carried on at a single location under a single ownership, all activities generally are grouped together as a single establishment. The entire establishment is classified on the basis of its major activity and all data are included in that classification.

Establishment-size designations are determined by paid employment in the mid-March pay period. The size group "1 to 4" includes establishments that did not report any paid employees in the mid-March pay period but paid wages to at least one employee at some time during the year.

Establishment counts represent the number of locations with paid employees any time during the year. This series excludes governmental establishments except for wholesale liquor establishments (NAICS 4228), retail liquor stores (NAICS 44531), Federally-chartered savings institutions (NAICS 522120), Federally-chartered credit unions (NAICS 522130), and hospitals (NAICS 622).

#### **Payroll**

Total payroll includes all forms of compensation, such as salaries, wages, reported tips, commissions, bonuses, vacation allowances, sick-leave pay, employee contributions to qualified pension plans, and the value of taxable fringe benefits. For corporations, it includes amounts paid to officers and executives; for unincorporated businesses, it does not include profit or other compensation of proprietors or partners. Payroll is reported before deductions for Social Security, income tax, insurance, union dues, etc. First-quarter payroll consists of payroll during the January-to-March quarter.

#### **Mid-March Employment**

Paid employment consists of full- and part-time employees, including salaried officers and executives of corporations, who are on the payroll in the pay period including March 12. Included are employees on paid sick leave, holidays, and vacations; not included are proprietors and partners of unincorporated businesses.

---

## **INDUSTRY AND GEOGRAPHY CLASSIFICATIONS**

The quinquennial economic censuses are the primary source for industry and geography classifications. The annual Company Organization Survey, Annual Survey of Manufactures, Current Business Surveys, and other Census Bureau programs provide regular updates.

### **Industry Classification**

Additional sources for assigning industry classifications are the Social Security Administration, the Internal Revenue Service, and the Bureau of Labor Statistics. These sources provide industry classification information for new businesses and businesses not canvassed in the Census Bureau programs. Establishments without sufficient industry information are tabulated in the “unclassified establishments” group.

Industry classifications are explained in an appendix in the U.S. Summary. The industry titles used throughout this series are the short NAICS titles; complete descriptions are contained in the manual entitled *North American Industry Classification System: United States, 1997*.

### **Geography Classification**

Most geography codes are derived from the physical location address reported in Census Bureau programs. The Internal Revenue Service provides supplemental address information. Those employers without a fixed location within a state (or of unknown county location) are included under a “statewide” classification at the end of the county tables. This incomplete detail causes only slight understatement of county employment. The independent cities in Virginia, and the cities of Baltimore, MD; Carson City, NV; and St. Louis, MO, are treated as separate counties.

### **Employee Leasing Services**

Historically, the permanent on-site work force at a business location were paid employees of that establishment. This traditional practice of firms directly hiring employees is still the dominant employer/employee relationship in the United States. However, over the past decade a new work force arrangement has emerged.

Under this new arrangement, a company commonly known as an employee leasing company or professional employer organization (PEO) operates in a co-employment relationship with client businesses. Employee leasing establishments typically acquire and lease back some or all of the employees of their clients, and serve as the employer of record of the leased employees for payroll, benefits, and related purposes.

The 2002 CBP shows over 1.18 million employees in employee leasing services (NAICS 561330), down from almost 1.34 million employees published in the 2001 CBP.

Clearly, the employees are not classified in the predominant industry of the client businesses. Also, leasing companies may pay these employees out of a single payroll office. This may result in the leasing company’s employment and payroll data being reported in the county where the payroll office is located, thus distorting the data for that county. In some cases, many thousands of employees may be paid from a single payroll office. Therefore, for geography purposes, we may publish employee-leasing establishments in the “statewide” category in states where such payroll offices are located, as these establishments service multiple counties.

## **COMPARABILITY WITH OTHER DATA**

### **Earlier County Business Patterns**

The comparability of data with previous County Business Patterns series may be affected by the following definitional changes:

- The change from a “reporting unit” concept to establishment based data in 1974
- The change in definition of “active” establishments in 1983
- The change in industrial classification definitions, the most recent occurring in 1998

A description of previous County Business Patterns publications is provided on the inside back cover.

### **2002 Economic Census**

Definitional and coverage differences may affect the direct comparison of 2002 Economic Census and County Business Patterns data. Definitions of an establishment, employment, and payroll are detailed in the introductory text of each publication.

The 2002 Economic Census generally uses respondent-reported data. The County Business Patterns uses administrative record data for small establishments. Although efforts are made to resolve significant differences in the data, differences are known to exist.

Some large companies report different activities at the same location as separate profit centers. The County Business Patterns program treats each profit center as a separate establishment. The 2002 Economic Census may combine the profit centers into one establishment. This results in establishment count differences.

### **DATA WITHHELD FROM PUBLICATION**

In accordance with U.S. Code, Title 13, Section 9, no data are published that would disclose the operations of an individual employer. However, the number of establishments in an industry classification and the distribution of these establishments by employment-size class are not considered to be disclosures, and so this information may be released even though other information is withheld from publications.



---

## RELIABILITY OF DATA

All data are tabulated from universe files and are not subject to sampling errors. However, the data are subject to nonsampling errors. Nonsampling errors can be attributed to many sources: inability to identify all cases in the universe; definition and classification difficulties; differences in interpretation of questions; errors in recording or coding the data obtained; and estimation of employers who reported too late to be included in the tabulations and for records with missing or misreported data.

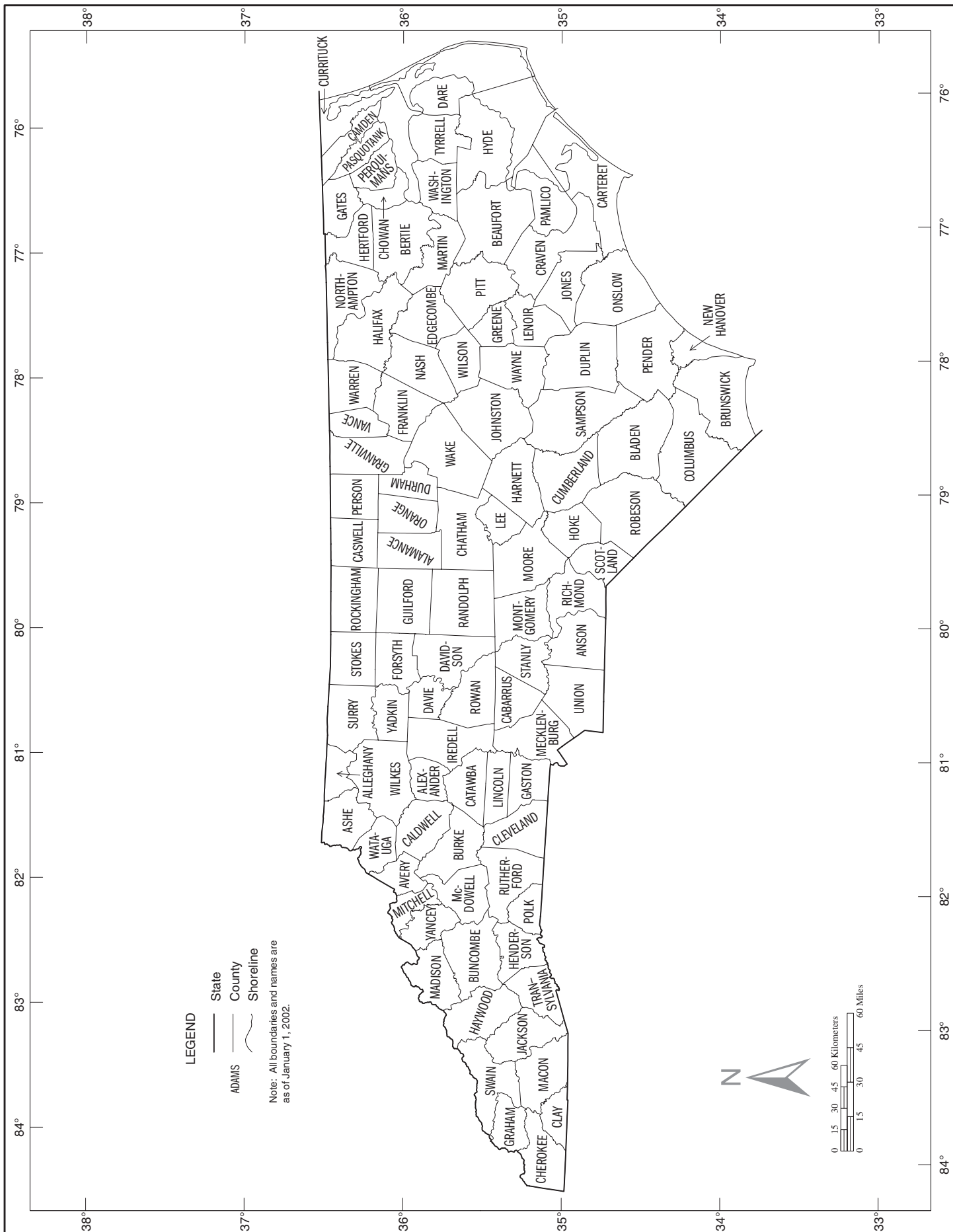
The accuracy of the data is determined by the joint effects of the various nonsampling errors. No direct measurement of these effects has been obtained; however, precautionary steps were taken in all phases of collection, processing, and tabulation to minimize the effects of nonsampling errors.

## ABBREVIATIONS AND SYMBOLS

The following abbreviations and symbols are used in this publication:

–	Represents zero.
A-C, E-M	Entered in place of employment data, represents an employment-size class as defined in the footnote of the tables.
(D)	Withheld to avoid disclosing data for individual companies; data are included in broader industry totals.
n.e.c.	Not elsewhere classified.
NAICS	North American Industry Classification System.

**County Business Patterns--North Carolina**



**Table 1. The State—Establishments, Employees, and Payroll by Major Group: 2002 and 2001**

[Excludes most government employees, railroad employees, and self-employed persons. (D) denotes figures withheld to avoid disclosing data for individual companies; the data are included in broader industry totals. For explanation of terms, abbreviations, and data reliability/comparability, see introductory text]

NAICS code	Major group	2002				2001			
		Number of establishments	Number of employees for week including March 12	Payroll (\$1,000)		Number of establishments	Number of employees for week including March 12	Payroll (\$1,000)	
				First quarter	Annual			First quarter	Annual
	<b>Total .....</b>	<b>207 562</b>	<b>3 322 004</b>	<b>25 506 330</b>	<b>101 827 237</b>	<b>204 075</b>	<b>3 431 554</b>	<b>26 088 304</b>	<b>103 027 199</b>
<b>11</b>	<b>Forestry, fishing, hunting, and agriculture support .....</b>	<b>1 037</b>	<b>5 870</b>	<b>34 386</b>	<b>140 403</b>	<b>1 036</b>	<b>6 091</b>	<b>33 623</b>	<b>143 480</b>
113	Forestry and logging .....	694	3 923	23 590	96 143	705	4 044	23 227	97 899
114	Fishing, hunting & trapping .....	33	(C)	(D)	(D)	41	130	528	2 888
115	Agriculture & forestry support activities .....	310	(G)	(D)	(D)	290	1 917	9 868	42 693
<b>21</b>	<b>Mining .....</b>	<b>201</b>	<b>(H)</b>	<b>(D)</b>	<b>(D)</b>	<b>202</b>	<b>3 492</b>	<b>33 771</b>	<b>137 824</b>
211	Oil & gas extraction .....	7	(A)	(D)	(D)	8	(B)	(D)	(D)
212	Mining (except oil & gas) .....	167	3 183	29 108	124 928	170	3 308	32 173	130 086
213	Mining support activities .....	27	(C)	(D)	(D)	24	(C)	(D)	(D)
<b>22</b>	<b>Utilities .....</b>	<b>419</b>	<b>18 463</b>	<b>344 953</b>	<b>1 127 499</b>	<b>416</b>	<b>18 869</b>	<b>354 558</b>	<b>1 135 497</b>
221	Utilities .....	419	18 463	344 953	1 127 499	416	18 869	354 558	1 135 497
<b>23</b>	<b>Construction .....</b>	<b>25 236</b>	<b>210 905</b>	<b>1 533 726</b>	<b>6 531 944</b>	<b>25 275</b>	<b>225 740</b>	<b>1 641 900</b>	<b>6 919 955</b>
233	Building, developing & general contracting .....	8 441	53 052	439 307	1 833 398	8 193	59 177	483 999	2 005 843
234	Heavy construction .....	1 480	31 383	232 950	1 034 698	1 595	32 770	249 072	1 103 836
235	Special trade contractors .....	15 315	126 470	861 469	3 663 848	15 487	133 793	908 829	3 810 276
<b>31-33</b>	<b>Manufacturing .....</b>	<b>10 548</b>	<b>613 450</b>	<b>5 125 716</b>	<b>20 397 713</b>	<b>10 844</b>	<b>690 686</b>	<b>5 553 476</b>	<b>21 582 767</b>
311	Food mfg .....	487	50 476	329 237	1 342 594	543	51 252	322 847	1 525 218
312	Beverage & tobacco product mfg .....	80	12 195	166 170	676 234	76	13 101	168 759	671 780
313	Textile mills .....	589	70 395	477 151	1 940 229	635	83 641	566 231	2 113 477
314	Textile product mills .....	330	17 220	102 903	418 796	313	19 484	112 362	447 209
315	Apparel manufacturing .....	514	36 787	197 938	814 637	606	45 719	241 745	939 993
316	Leather & allied product mfg .....	40	(G)	(D)	(D)	42	1 652	11 052	35 883
321	Wood product mfg .....	778	28 979	196 500	821 804	822	30 186	199 478	814 303
322	Paper mfg .....	193	19 775	204 796	824 328	188	21 087	220 176	864 759
323	Printing & related support activities .....	1 013	17 630	141 912	575 801	1 034	19 455	157 532	620 145
324	Petroleum & coal products mfg .....	52	(F)	(D)	(D)	42	876	7 769	37 409
325	Chemical mfg .....	410	36 263	429 170	1 736 460	432	40 072	465 477	1 841 808
326	Plastics & rubber products mfg .....	502	41 644	360 524	1 457 502	497	44 557	361 831	1 438 985
327	Nonmetallic mineral product mfg .....	587	21 685	179 338	742 288	602	24 013	202 870	797 595
331	Primary metal mfg .....	112	6 790	67 782	272 959	111	7 176	71 835	284 056
332	Fabricated metal product mfg .....	1 439	39 737	324 301	1 314 165	1 462	44 289	368 576	1 425 297
333	Machinery mfg .....	691	33 337	324 745	1 297 617	728	38 640	367 583	1 399 098
334	Computer & electronic product mfg .....	298	38 292	540 568	1 748 643	326	50 666	557 916	1 995 950
335	Electrical equip, appliance & component mfg .....	185	25 134	226 405	903 029	193	29 257	259 327	980 308
336	Transportation equipment mfg .....	326	30 666	277 681	1 171 369	311	32 712	298 101	1 176 743
337	Furniture & related product mfg .....	1 159	67 599	430 861	1 746 071	1 117	75 581	461 124	1 834 881
339	Miscellaneous mfg .....	763	16 671	130 282	522 221	764	17 270	130 975	537 870
<b>42</b>	<b>Wholesale trade .....</b>	<b>12 071</b>	<b>164 403</b>	<b>1 726 344</b>	<b>6 772 910</b>	<b>12 187</b>	<b>172 306</b>	<b>1 871 194</b>	<b>7 235 489</b>
421	Wholesale trade, durable goods .....	8 091	98 531	1 077 920	4 248 028	8 100	103 550	1 157 654	4 470 578
422	Wholesale trade, nondurable goods .....	3 980	65 872	648 424	2 524 882	4 087	68 756	713 540	2 764 911
<b>44-45</b>	<b>Retail trade .....</b>	<b>36 082</b>	<b>439 685</b>	<b>2 113 556</b>	<b>8 821 752</b>	<b>35 889</b>	<b>441 460</b>	<b>2 099 249</b>	<b>8 767 707</b>
441	Motor vehicle & parts dealers .....	4 629	59 372	469 187	1 983 236	4 589	57 125	456 245	1 954 886
442	Furniture & home furnishing stores .....	2 420	19 099	105 718	441 925	2 501	19 869	110 479	453 344
443	Electronics & appliance stores .....	1 349	9 892	56 675	227 692	1 321	10 727	59 937	232 909
444	Bldg material & garden equip & supp dealers .....	3 141	41 480	266 224	1 123 051	3 150	42 368	272 777	1 161 783
445	Food & beverage stores .....	4 016	17 953	297 467	1 228 873	4 092	82 212	289 922	1 187 360
446	Health & personal care stores .....	2 426	28 801	140 390	594 720	2 366	26 374	132 558	570 596
447	Gasoline stations .....	4 592	28 518	106 140	439 559	4 478	30 102	109 614	454 069
448	Clothing & clothing accessories stores .....	4 612	42 271	132 388	559 048	4 577	39 848	130 041	527 990
451	Sporting goods, hobby, book & music stores .....	1 828	14 989	54 207	221 033	1 855	16 217	56 336	232 803
452	General merchandise stores .....	1 665	77 380	294 913	1 220 337	1 659	77 573	282 353	1 185 145
453	Miscellaneous store retailers .....	4 031	23 675	97 045	408 239	4 032	24 525	103 520	432 563
454	Nonstore retailers .....	1 373	14 255	93 202	374 039	1 269	14 520	95 467	374 259
<b>48-49</b>	<b>Transportation &amp; warehousing .....</b>	<b>5 372</b>	<b>93 644</b>	<b>794 071</b>	<b>3 242 207</b>	<b>5 311</b>	<b>100 210</b>	<b>828 976</b>	<b>3 362 513</b>
481	Air transportation .....	118	13 941	190 955	728 622	112	17 199	210 164	855 608
483	Water transportation .....	33	(E)	(D)	(D)	30	(C)	(D)	(D)
484	Truck transportation .....	3 440	45 688	354 370	1 492 468	3 492	48 965	373 659	1 546 144
485	Transit & ground passenger transportation .....	304	(H)	(D)	(D)	282	3 421	13 959	59 851
486	Pipeline transportation .....	24	302	4 539	15 388	23	310	4 243	15 689
487	Scenic & sightseeing transportation .....	82	(C)	(D)	(D)	72	(C)	(D)	(D)
488	Transportation support activities .....	781	11 812	96 316	373 083	730	11 236	92 308	349 366
492	Couriers & messengers .....	313	13 848	92 360	399 715	307	14 562	101 340	402 373
493	Warehousing & storage .....	277	4 365	30 298	120 212	263	4 044	30 147	118 139
<b>51</b>	<b>Information .....</b>	<b>3 188</b>	<b>74 363</b>	<b>859 111</b>	<b>3 174 673</b>	<b>3 129</b>	<b>79 581</b>	<b>932 645</b>	<b>3 470 685</b>
511	Publishing industries .....	755	20 548	239 450	906 463	731	20 727	248 087	890 555
512	Motion picture & sound recording industries .....	393	4 296	14 395	66 236	386	4 607	14 864	67 328
513	Broadcasting & telecommunications .....	1 564	42 477	520 951	1 889 380	1 585	44 493	510 525	1 963 041
514	Information & data processing services .....	476	7 042	84 315	312 594	427	9 754	159 169	549 761
<b>52</b>	<b>Finance &amp; insurance .....</b>	<b>12 413</b>	<b>196 699</b>	<b>2 731 143</b>	<b>8 988 882</b>	<b>11 583</b>	<b>186 767</b>	<b>2 535 972</b>	<b>8 314 281</b>
521	Monetary authorities - central bank .....	1	(E)	(D)	(D)	1	(E)	(D)	(D)
522	Credit intermediation & related activities .....	5 983	131 590	1 870 328	5 832 381	5 496	124 666	1 663 368	5 143 915
523	Security, commodity contracts & like activity .....	1 685	(J)	(D)	(D)	1 532	10 649	260 509	838 330
524	Insurance carriers & related activities .....	4 643	52 461	634 256	2 350 897	4 467	50 388	600 820	2 288 397
525	Funds, trusts, & other financial vehicles (part) .....	101	(F)	(D)	(D)	87	(F)	(D)	(D)
<b>53</b>	<b>Real estate &amp; rental &amp; leasing .....</b>	<b>8 610</b>	<b>49 252</b>	<b>357 381</b>	<b>1 486 972</b>	<b>8 060</b>	<b>48 823</b>	<b>350 795</b>	<b>1 466 040</b>
531	Real estate .....	6 655	32 023	249 204	1 030 512	6 132	31 030	241 729	1 009 280
532	Rental & leasing services .....	1 911	(J)	(D)	(D)	1 885	17 066	100 651	421 568
533	Lessors of other nonfinancial intangible asset .....	44	(F)	(D)	(D)	43	727	8 415	35 192

See footnotes at end of table.

**Table 1. The State—Establishments, Employees, and Payroll by Major Group: 2002 and 2001—Con.**

[Excludes most government employees, railroad employees, and self-employed persons. (D) denotes figures withheld to avoid disclosing data for individual companies; the data are included in broader industry totals. For explanation of terms, abbreviations, and data reliability/comparability, see introductory text]

NAICS code	Major group	2002				2001			
		Number of establishments	Number of employees for week including March 12	Payroll (\$1,000)		Number of establishments	Number of employees for week including March 12	Payroll (\$1,000)	
				First quarter	Annual			First quarter	Annual
<b>54</b>	<b>Professional, scientific &amp; technical services</b> .....	<b>19 179</b>	<b>154 959</b>	<b>1 694 753</b>	<b>7 057 775</b>	<b>18 150</b>	<b>158 447</b>	<b>1 718 986</b>	<b>7 072 529</b>
541	Professional, scientific & technical services .....	19 179	154 959	1 694 753	7 057 775	18 150	158 447	1 718 986	7 072 529
<b>55</b>	<b>Management of companies &amp; enterprises</b> .....	<b>1 243</b>	<b>82 887</b>	<b>1 363 176</b>	<b>5 031 969</b>	<b>1 186</b>	<b>80 908</b>	<b>1 398 099</b>	<b>5 162 877</b>
551	Management of companies & enterprises .....	1 243	82 887	1 363 176	5 031 969	1 186	80 908	1 398 099	5 162 877
<b>56</b>	<b>Admin, support, waste mgt, remediation services</b> .....	<b>9 926</b>	<b>209 802</b>	<b>1 093 870</b>	<b>4 677 277</b>	<b>10 571</b>	<b>233 720</b>	<b>1 195 171</b>	<b>4 858 832</b>
561	Administrative & support services .....	9 419	203 413	1 044 100	4 468 960	10 108	226 651	1 138 682	4 623 852
562	Waste management & remediation services .....	507	6 389	49 770	208 317	463	7 069	56 489	234 980
<b>61</b>	<b>Educational services</b> .....	<b>1 844</b>	<b>71 105</b>	<b>472 830</b>	<b>1 948 447</b>	<b>1 712</b>	<b>67 646</b>	<b>439 889</b>	<b>1 789 695</b>
611	Educational services .....	1 844	71 105	472 830	1 948 447	1 712	67 646	439 889	1 789 695
<b>62</b>	<b>Health care and social assistance</b> .....	<b>17 981</b>	<b>424 909</b>	<b>3 214 444</b>	<b>13 731 116</b>	<b>16 856</b>	<b>410 872</b>	<b>3 033 712</b>	<b>12 969 041</b>
621	Ambulatory health care services .....	11 181	139 539	1 260 996	5 789 201	10 460	128 682	1 178 440	5 536 011
622	Hospitals .....	186	143 039	1 329 820	5 355 244	169	145 654	1 289 695	5 081 256
623	Nursing & residential care facilities .....	2 305	89 482	422 213	1 744 571	2 168	85 528	378 929	1 567 485
624	Social assistance .....	4 309	52 849	201 415	842 100	4 059	51 008	186 648	784 289
<b>71</b>	<b>Arts, entertainment &amp; recreation</b> .....	<b>2 988</b>	<b>43 165</b>	<b>218 019</b>	<b>995 966</b>	<b>2 901</b>	<b>43 865</b>	<b>244 569</b>	<b>1 072 731</b>
711	Performing arts, spectator sports & related industries .....	745	8 540	88 602	427 845	678	8 429	106 321	472 509
712	Museums, historical sites & like institutions .....	181	2 437	12 056	51 879	159	2 288	10 862	49 050
713	Amusement, gambling & recreation industries .....	2 062	32 188	117 361	516 242	2 064	33 148	127 386	551 172
<b>72</b>	<b>Accommodation &amp; food services</b> .....	<b>15 731</b>	<b>284 263</b>	<b>750 679</b>	<b>3 291 025</b>	<b>15 234</b>	<b>281 651</b>	<b>737 267</b>	<b>3 155 774</b>
721	Accommodation .....	1 968	36 320	132 734	609 037	1 960	37 355	131 952	577 463
722	Food services & drinking places .....	13 763	247 943	617 945	2 681 988	13 274	244 296	605 315	2 578 311
<b>81</b>	<b>Other services (except public administration)</b> .....	<b>22 040</b>	<b>147 323</b>	<b>667 653</b>	<b>2 783 266</b>	<b>21 350</b>	<b>147 918</b>	<b>671 089</b>	<b>2 782 158</b>
811	Repair & maintenance .....	6 806	34 937	210 341	869 145	6 794	36 392	218 079	894 701
812	Personal & laundry services .....	4 946	32 402	136 880	582 489	4 617	31 969	139 404	581 073
813	Religious, grantmaking, civic, prof & like organizations .....	10 288	79 984	320 432	1 331 632	9 939	79 557	313 606	1 306 384
<b>95</b>	<b>Auxiliaries (exc corporate, subsidiary &amp; regional mgt)</b> .....	<b>430</b>	<b>31 786</b>	<b>373 967</b>	<b>1 471 609</b>	<b>449</b>	<b>30 363</b>	<b>405 405</b>	<b>1 583 432</b>
<b>99</b>	<b>Unclassified establishments</b> .....	<b>1 023</b>	<b>(G)</b>	<b>(D)</b>	<b>(D)</b>	<b>1 734</b>	<b>2 139</b>	<b>7 958</b>	<b>43 892</b>

Note: Employment-size classes are indicated as follows: A—0 to 19; B—20 to 99; C—100 to 249; E—250 to 499; F—500 to 999; G—1,000 to 2,499; H—2,500 to 4,999; I—5,000 to 9,999; J—10,000 to 24,999; K—25,000 to 49,999; L—50,000 to 99,999; M—100,000 or more.

**Table 2. The State—Employees, Payroll, and Establishments by Industry: 2002**

[Excludes most government employees, railroad employees, and self-employed persons. Size class 1 to 4 includes establishments with payroll, but no employees, during mid-March pay period. (D) denotes figures withheld to avoid disclosing data for individual companies; the data are included in broader industry totals. For explanation of terms, abbreviations, and data reliability/comparability, see introductory text]

NAICS code	Industry	Number of employees for week including March 12	Payroll (\$1,000)		Total number of establishments	Number of establishments by employment-size class								
			First quarter	Annual		1 to 4	5 to 9	10 to 19	20 to 49	50 to 99	100 to 249	250 to 499	500 to 999	1,000 or more
	<b>Total .....</b>	<b>3 322 004</b>	<b>25 506 330</b>	<b>101 827 237</b>	<b>207 562</b>	<b>108 976</b>	<b>41 751</b>	<b>26 715</b>	<b>19 056</b>	<b>6 244</b>	<b>3 323</b>	<b>940</b>	<b>365</b>	<b>192</b>
<b>11</b>	<b>Forestry, fishing, hunting, and agriculture support .....</b>	<b>5 870</b>	<b>34 386</b>	<b>140 403</b>	<b>1 037</b>	<b>654</b>	<b>207</b>	<b>129</b>	<b>37</b>	<b>9</b>	<b>1</b>			
113	Forestry and logging .....	3 923	23 590	96 143	694	397	173	94	28	2				
1131	Timber tract operations .....	151	1 295	5 638	38	31	3	2	2					
11311	Timber tract operations .....	151	1 295	5 638	38	31	3	2	2					
113110	Timber tract operations .....	151	1 295	5 638	38	31	3	2	2					
1132	Forest nurseries & gathering forest products .....	189	906	2 707	26	19	2	3	1	1				
11321	Forest nurseries & gathering forest products .....	189	906	2 707	26	19	2	3	1	1				
113210	Forest nurseries & gathering forest products .....	189	906	2 707	26	19	2	3	1	1				
1133	Logging .....	3 583	21 389	87 798	630	347	168	89	25	1				
11331	Logging .....	3 583	21 389	87 798	630	347	168	89	25	1				
113310	Logging .....	3 583	21 389	87 798	630	347	168	89	25	1				
114	Fishing, hunting & trapping .....	(C)	(D)	(D)	33	28	1	3	1					
1141	Fishing .....	(B)	(D)	(D)	25	21		3	1					
11411	Fishing .....	(B)	(D)	(D)	25	21		3	1					
114111	Finfish fishing .....	(B)	(D)	(D)	16	13		2	1					
114112	Shellfish fishing .....	(A)	(D)	(D)	9	8		1						
1142	Hunting & trapping .....	(A)	(D)	(D)	8	7	1							
11421	Hunting & trapping .....	(A)	(D)	(D)	8	7	1							
114210	Hunting & trapping .....	(A)	(D)	(D)	8	7	1							
115	Agriculture & forestry support activities .....	(G)	(D)	(D)	310	229	33	32	8	7	1			
1151	Crop production support activities .....	997	6 126	23 947	116	73	15	18	5	4	1			
11511	Crop production support activities .....	997	6 126	23 947	116	73	15	18	5	4	1			
115111	Cotton ginning .....	288	2 418	8 555	24	7	6	9	1	1				
115112	Soil preparation, planting, & cultivating ..	195	865	3 946	44	34	3	5	2					
115113	Crop harvesting, primarily by machine ..	(A)	(D)	(D)	1		1							
115114	Postharvest crop activities (exc ginning) .....	355	2 164	8 568	21	13	1	3	1	2	1			
115115	Farm labor contractors & crew leaders ..	138	490	2 096	14	10	1	1	1	1				
115116	Farm management services .....	(B)	(D)	(D)	12	9	3							
1152	Animal production support activities .....	477	2 470	11 096	114	91	12	8	2	1				
11521	Animal production support activities .....	477	2 470	11 096	114	91	12	8	2	1				
115210	Animal production support activities .....	477	2 470	11 096	114	91	12	8	2	1				
1153	Forestry support activities .....	(E)	(D)	(D)	80	65	6	6	1	2				
11531	Forestry support activities .....	(E)	(D)	(D)	80	65	6	6	1	2				
115310	Forestry support activities .....	(E)	(D)	(D)	80	65	6	6	1	2				
<b>21</b>	<b>Mining .....</b>	<b>(H)</b>	<b>(D)</b>	<b>(D)</b>	<b>201</b>	<b>58</b>	<b>29</b>	<b>42</b>	<b>62</b>	<b>9</b>	<b>1</b>			
211	Oil & gas extraction .....	(A)	(D)	(D)	7	6	1							
2111	Oil & gas extraction .....	(A)	(D)	(D)	7	6	1							
21111	Oil & gas extraction .....	(A)	(D)	(D)	7	6	1							
211111	Crude petroleum & natural gas extraction .....	(A)	(D)	(D)	4	3	1							
211112	Natural gas liquid extraction .....	(A)	(D)	(D)	3	3								
212	Mining (except oil & gas) .....	3 183	29 108	124 928	167	35	22	40	60	9	1			
2121	Coal mining .....	(A)	(D)	(D)	1	1								
21211	Coal mining .....	(A)	(D)	(D)	1	1								
212112	Bituminous coal underground mining ..	(A)	(D)	(D)	1	1								
2122	Metal ore mining .....	(A)	(D)	(D)	1			1						
21229	Other metal ore mining .....	(A)	(D)	(D)	1			1						
212299	All other metal ore mining .....	(A)	(D)	(D)	1			1						
2123	Nonmetallic mineral mining & quarrying .....	(H)	(D)	(D)	165	34	22	39	60	9	1			
21231	Stone mining & quarrying .....	2 049	20 170	83 269	109	18	9	28	52	2				
212311	Dimension stone mining & quarrying ..	(C)	(D)	(D)	10	4	1	3	2					
212312	Crushed & broken limestone mining & quarrying .....	258	2 318	9 298	22	6	4	7	5					
212313	Crushed & broken granite mining & quarrying .....	1 524	15 899	64 629	68	5	3	17	41	2				
212319	Other crushed & broken stone mining & quarrying .....	(C)	(D)	(D)	9	3	1	1	4					
21232	Sand, gravel, clay, refractory minerals mining .....	710	5 270	21 348	47	14	11	10	7	5				
212321	Construction sand & gravel mining .....	477	3 165	12 865	40	13	10	10	4	3				
212322	Industrial sand mining .....	(B)	(D)	(D)	4	1	1		2					
212325	Clay & ceramic & refractory minerals mining .....	(C)	(D)	(D)	3				1	2				
21239	Other nonmetallic mineral mining & quarrying .....	(E)	(D)	(D)	9	2	2	1	1	2	1			
212392	Phosphate rock mining .....	(B)	(D)	(D)	1					1				
212399	All other nonmetallic mineral mining .....	(E)	(D)	(D)	8	2	2	1	1	1				
213	Mining support activities .....	(C)	(D)	(D)	27	17	6	2	2					
2131	Mining support activities .....	(C)	(D)	(D)	27	17	6	2	2					
21311	Mining support activities .....	(C)	(D)	(D)	27	17	6	2	2					
213111	Drilling oil & gas wells .....	(B)	(D)	(D)	13	6	6	1						
213112	Oil & gas operations support activities ..	(B)	(D)	(D)	9	8			1					
213114	Support activities for metal mining .....	(A)	(D)	(D)	2	2								
213115	Nonmetallic minerals support activity (exc fuels) .....	35	241	739	3	1		1	1					

See footnotes at end of table.

**Table 2. The State—Employees, Payroll, and Establishments by Industry: 2002—Con.**

[Excludes most government employees, railroad employees, and self-employed persons. Size class 1 to 4 includes establishments with payroll, but no employees, during mid-March pay period. (D) denotes figures withheld to avoid disclosing data for individual companies; the data are included in broader industry totals. For explanation of terms, abbreviations, and data reliability/comparability, see introductory text.]

NAICS code	Industry	Number of employees for week including March 12	Payroll (\$1,000)		Total number of establishments	Number of establishments by employment-size class									
			First quarter	Annual		1 to 4	5 to 9	10 to 19	20 to 49	50 to 99	100 to 249	250 to 499	500 to 999	1,000 or more	
<b>22</b>	<b>Utilities .....</b>	<b>18 463</b>	<b>344 953</b>	<b>1 127 499</b>	<b>419</b>	<b>134</b>	<b>66</b>	<b>66</b>	<b>74</b>	<b>46</b>	<b>25</b>	<b>3</b>	<b>3</b>	<b>2</b>	
221	Utilities .....	18 463	344 953	1 127 499	419	134	66	66	74	46	25	3	3	2	
2211	Elec pwr generation, transmsn & distribution .....	15 188	311 006	993 879	216	48	24	35	45	35	22	2	3	2	
221111	Electric power generation .....	908	14 155	52 958	39	15	4	4	10	5	1	—	—	—	
2211111	Hydroelectric power generation (E) .....	(D)	(D)	(D)	18	8	2	2	3	3	—	—	—	—	
2211112	Fossil fuel electric power generation .....	378	5 676	22 104	15	3	2	2	6	2	—	—	—	—	
2211119	Other electric power generation .....	(C)	(D)	(D)	6	4	—	—	1	—	1	—	—	—	
22112	Electric pwr transmsn, control & distribution .....	14 280	296 851	940 921	177	33	20	31	35	30	21	2	3	2	
221121	Electric bulk power transmission & control .....	(C)	(D)	(D)	5	4	—	—	—	—	1	—	—	—	
221122	Electric power distribution .....	(J)	(D)	(D)	172	29	20	31	35	30	20	2	3	2	
2212	Natural gas distribution .....	2 261	25 957	103 077	87	32	10	12	20	9	3	1	—	—	
22121	Natural gas distribution .....	2 261	25 957	103 077	87	32	10	12	20	9	3	1	—	—	
221210	Natural gas distribution .....	2 261	25 957	103 077	87	32	10	12	20	9	3	1	—	—	
2213	Water, sewage & other systems .....	1 014	7 990	30 543	116	54	32	19	9	2	—	—	—	—	
22131	Water supply & irrigation systems .....	793	6 008	23 173	90	41	27	14	6	2	—	—	—	—	
221310	Water supply & irrigation systems .....	793	6 008	23 173	90	41	27	14	6	2	—	—	—	—	
22132	Sewage treatment facilities .....	108	597	2 126	19	12	4	2	1	—	—	—	—	—	
221320	Sewage treatment facilities .....	108	597	2 126	19	12	4	2	1	—	—	—	—	—	
22133	Steam & air-conditioning supply .....	113	1 385	5 244	7	1	1	3	2	—	—	—	—	—	
221330	Steam & air-conditioning supply .....	113	1 385	5 244	7	1	1	3	2	—	—	—	—	—	
<b>23</b>	<b>Construction .....</b>	<b>210 905</b>	<b>1 533 726</b>	<b>6 531 944</b>	<b>25 236</b>	<b>15 922</b>	<b>4 667</b>	<b>2 630</b>	<b>1 439</b>	<b>383</b>	<b>147</b>	<b>34</b>	<b>8</b>	<b>6</b>	
233	Building, developing & general contracting .....	53 052	439 307	1 833 398	8 441	5 822	1 440	689	351	95	35	8	1	—	
2331	Land subdivision & land development .....	4 016	30 652	132 410	731	517	108	64	33	6	3	—	—	—	
23311	Land subdivision & land development .....	4 016	30 652	132 410	731	517	108	64	33	6	3	—	—	—	
233110	Land subdivision & land development .....	4 016	30 652	132 410	731	517	108	64	33	6	3	—	—	—	
2332	Residential building construction .....	27 972	211 397	895 455	6 491	4 829	1 084	401	132	33	11	1	—	—	
23321	Single-family housing construction .....	26 110	194 061	815 380	6 243	4 677	1 046	363	117	30	9	1	—	—	
233210	Single-family housing construction .....	26 110	194 061	815 380	6 243	4 677	1 046	363	117	30	9	1	—	—	
23322	Multifamily housing construction .....	1 862	17 336	70 075	248	152	38	38	15	3	2	—	—	—	
233220	Multifamily housing construction .....	1 862	17 336	70 075	248	152	38	38	15	3	2	—	—	—	
2333	Nonresidential building construction .....	21 064	197 258	815 533	1 219	476	248	224	186	56	21	7	1	—	
23331	Mfg & industrial building construction .....	1 844	16 333	67 683	54	26	10	7	5	1	3	2	—	—	
233310	Mfg & industrial building construction .....	1 844	16 333	67 683	54	26	10	7	5	1	3	2	—	—	
23332	Commercial & institutional bldg construction .....	19 220	180 925	747 850	1 165	450	238	217	181	55	18	5	1	—	
233320	Commercial & institutional bldg construction .....	19 220	180 925	747 850	1 165	450	238	217	181	55	18	5	1	—	
234	Heavy construction .....	31 383	232 950	1 034 698	1 480	679	287	231	166	76	23	10	5	3	
2341	Highway, street, bridge & tunnel construction .....	14 255	104 679	485 684	424	165	79	68	55	36	9	8	2	2	
23411	Highway & street construction .....	(J)	(D)	(D)	409	161	77	67	51	34	8	7	2	2	
234110	Highway & street construction .....	(J)	(D)	(D)	409	161	77	67	51	34	8	7	2	2	
23412	Bridge & tunnel construction .....	(F)	(D)	(D)	15	4	2	1	4	2	1	1	—	—	
234120	Bridge & tunnel construction .....	(F)	(D)	(D)	15	4	2	1	4	2	1	1	—	—	
2349	Other heavy construction .....	17 128	128 271	549 014	1 056	514	208	163	111	40	14	2	3	1	
23491	Water, sewer & pipeline construction .....	6 757	47 640	209 985	417	146	99	76	68	20	7	1	—	—	
234910	Water, sewer & pipeline construction .....	6 757	47 640	209 985	417	146	99	76	68	20	7	1	—	—	
23492	Pwr, communication transmsn line construction .....	5 316	36 202	149 496	188	93	32	27	20	10	4	—	1	1	
234920	Pwr, communication transmsn line construction .....	5 316	36 202	149 496	188	93	32	27	20	10	4	—	1	1	
23493	Industrial nonbuilding structure construction .....	(F)	(D)	(D)	9	5	1	—	2	—	—	—	1	—	
234930	Industrial nonbuilding structure construction .....	(F)	(D)	(D)	9	5	1	—	2	—	—	—	1	—	
23499	All other heavy construction .....	(H)	(D)	(D)	442	270	76	60	21	10	3	1	1	—	
234990	All other heavy construction .....	(H)	(D)	(D)	442	270	76	60	21	10	3	1	1	—	
235	Special trade contractors .....	126 470	861 469	3 663 848	15 315	9 421	2 940	1 710	922	212	89	16	2	3	
2351	Plumbing, heating & AC contractor .....	33 300	260 002	1 081 321	3 412	1 939	664	452	248	72	31	5	1	—	
23511	Plumbing, heating & AC contractor .....	33 300	260 002	1 081 321	3 412	1 939	664	452	248	72	31	5	1	—	
235110	Plumbing, heating & AC contractor .....	33 300	260 002	1 081 321	3 412	1 939	664	452	248	72	31	5	1	—	
2352	Painting & wall covering contractors .....	6 484	33 686	148 669	1 263	871	230	110	42	9	1	—	—	—	
23521	Painting & wall covering contractors .....	6 484	33 686	148 669	1 263	871	230	110	42	9	1	—	—	—	
235210	Painting & wall covering contractors .....	6 484	33 686	148 669	1 263	871	230	110	42	9	1	—	—	—	
2353	Electrical contractors .....	28 143	210 710	875 608	2 543	1 507	486	299	176	47	21	5	—	2	
23531	Electrical contractors .....	28 143	210 710	875 608	2 543	1 507	486	299	176	47	21	5	—	2	
235310	Electrical contractors .....	28 143	210 710	875 608	2 543	1 507	486	299	176	47	21	5	—	2	
2354	Masonry, drywall, insulation, tile contractors .....	18 617	109 543	473 682	1 887	1 108	384	212	142	22	12	5	1	1	
23541	Masonry & stone contractors .....	8 288	42 971	196 356	1 098	684	231	118	51	8	3	2	1	—	
235410	Masonry & stone contractors .....	8 288	42 971	196 356	1 098	684	231	118	51	8	3	2	1	—	
23542	Drywall, acoustical & insulation contractors .....	8 938	57 517	238 677	541	263	101	73	78	14	8	3	—	1	
235420	Drywall, acoustical & insulation contractors .....	8 938	57 517	238 677	541	263	101	73	78	14	8	3	—	1	
23543	Tile, marble, terrazzo & mosaic contractors .....	1 391	9 055	38 649	248	161	52	21	13	—	1	—	—	—	
235430	Tile, marble, terrazzo & mosaic contractors .....	1 391	9 055	38 649	248	161	52	21	13	—	1	—	—	—	
2355	Carpentry & floor contractors .....	8 077	45 281	193 283	1 996	1 483	321	144	42	4	2	—	—	—	
23551	Carpentry contractors .....	5 938	31 241	136 172	1 537	1 149	255	103	26	3	1	—	—	—	
235510	Carpentry contractors .....	5 938	31 241	136 172	1 537	1 149	255	103	26	3	1	—	—	—	
23552	Floor laying & other floor contractors .....	2 139	14 040	57 111	459	334	66	41	16	1	1	—	—	—	
235520	Floor laying & other floor contractors .....	2 139	14 040	57 111	459	334	66	41	16	1	1	—	—	—	
2356	Roofing, siding, & sheet metal contractors .....	7 173	41 697	181 070	986	621	166	109	76	11	2	1	—	—	
23561	Roofing, siding, & sheet metal contractors .....	7 173	41 697	181 070	986	621	166	109	76	11	2	1	—	—	
235610	Roofing, siding, & sheet metal contractors .....	7 173	41 697	181 070	986	621	166	109	76	11	2	1	—	—	

See footnotes at end of table.













**Table 2. The State—Employees, Payroll, and Establishments by Industry: 2002—Con.**

[Excludes most government employees, railroad employees, and self-employed persons. Size class 1 to 4 includes establishments with payroll, but no employees, during mid-March pay period. (D) denotes figures withheld to avoid disclosing data for individual companies; the data are included in broader industry totals. For explanation of terms, abbreviations, and data reliability/comparability, see introductory text]

NAICS code	Industry	Number of employees for week including March 12	Payroll (\$1,000)		Total number of establishments	Number of establishments by employment-size class								
			First quarter	Annual		1 to 4	5 to 9	10 to 19	20 to 49	50 to 99	100 to 249	250 to 499	500 to 999	1,000 or more
<b>31-33</b>	<b>Manufacturing—Con.</b>													
331	Primary metal mfg . . . . .	6 790	67 782	272 959	112	35	10	22	17	9	13	3	2	1
3311	Iron & steel mills & ferroalloy mfg . . . . .	827	10 551	43 449	28	12	3	8	3	—	1	1	—	—
33111	Iron & steel mills & ferroalloy mfg . . . . .	827	10 551	43 449	28	12	3	8	3	—	1	1	—	—
331111	Iron & steel mills . . . . .	827	10 551	43 449	28	12	3	8	3	—	1	1	—	—
3312	Steel product mfg from purchased steel . . . . .	999	9 043	36 459	15	1	3	3	2	1	5	—	—	—
33121	Iron, steel pipe & tube mfg from purchased steel . . . . .	297	3 192	12 378	3	—	—	—	1	1	1	—	—	—
331210	Iron, steel pipe & tube mfg from purchased steel . . . . .	297	3 192	12 378	3	—	—	—	1	1	1	—	—	—
33122	Rolling & drawing of purchased steel . . . . .	702	5 851	24 081	12	1	3	3	1	—	4	—	—	—
331221	Rolled steel shape mfg . . . . .	(E)	(D)	(D)	4	1	1	1	—	—	1	—	—	—
331222	Steel wire drawing . . . . .	(E)	(D)	(D)	8	—	2	2	1	—	3	—	—	—
3313	Alumina & aluminum production & processing . . . . .	811	7 443	30 093	12	3	—	2	3	—	3	1	—	—
33131	Alumina & aluminum production & processing . . . . .	811	7 443	30 093	12	3	—	2	3	—	3	1	—	—
331314	Secondary smelting & alloying of aluminum . . . . .	(A)	(D)	(D)	1	—	—	1	—	—	—	—	—	—
331315	Aluminum sheet, plate & foil mfg . . . . .	(E)	(D)	(D)	2	—	—	—	1	—	—	1	—	—
331316	Aluminum extruded product mfg . . . . .	(E)	(D)	(D)	5	1	—	—	1	—	3	—	—	—
331319	Other aluminum rolling & drawing . . . . .	(B)	(D)	(D)	4	2	—	1	1	—	—	—	—	—
3314	Nonferrous (exc alum) production & processing . . . . .	2 351	26 696	97 849	20	7	—	5	1	4	—	1	1	1
33141	Nonferrous (exc aluminum) smelting & refining . . . . .	(B)	(D)	(D)	4	3	—	—	—	1	—	—	—	—
331411	Primary smelting & refining of copper . . . . .	(A)	(D)	(D)	1	1	—	—	—	—	—	—	—	—
331419	Other nonferrous metal prim smelting, refining . . . . .	(B)	(D)	(D)	3	2	—	—	—	1	—	—	—	—
33142	Copper rolling, drawing, extruding & alloying . . . . .	(F)	(D)	(D)	7	1	—	3	1	1	—	—	1	—
331421	Copper rolling, drawing & extruding . . . . .	(F)	(D)	(D)	4	—	—	2	1	—	—	—	1	—
331422	Copper wire (except mechanical) drawing . . . . .	(B)	(D)	(D)	2	1	—	1	—	—	—	—	—	—
331423	Secondary smelting, refining, alloying of copper . . . . .	(B)	(D)	(D)	1	—	—	—	—	1	—	—	—	—
33149	Other nonferrous roll, draw, extruding, alloying . . . . .	1 608	19 992	71 834	9	3	—	2	—	2	—	1	—	1
331491	Other nonferrous metal roll, draw, extruding . . . . .	(G)	(D)	(D)	8	3	—	2	—	2	—	—	—	1
331492	Oth nonferrous secondary smelt, refine, alloying . . . . .	(E)	(D)	(D)	1	—	—	—	—	—	—	1	—	—
3315	Foundries . . . . .	1 802	14 049	65 109	37	12	4	4	8	4	4	—	1	—
33151	Ferrous metal foundries . . . . .	1 114	9 563	47 075	17	7	1	—	4	2	2	—	1	—
331511	Iron foundries . . . . .	(F)	(D)	(D)	12	5	—	—	3	1	2	—	1	—
331512	Steel investment foundries . . . . .	(A)	(D)	(D)	1	1	—	—	—	—	—	—	—	—
331513	Steel foundries (except investment) . . . . .	(C)	(D)	(D)	4	1	—	—	1	1	—	—	—	—
33152	Nonferrous metal foundries . . . . .	688	4 486	18 034	20	5	3	4	4	2	2	—	—	—
331521	Aluminum die-casting foundries . . . . .	(E)	(D)	(D)	5	2	—	—	—	1	2	—	—	—
331522	Nonferrous (exc alum) die-casting foundries . . . . .	(B)	(D)	(D)	3	1	—	—	2	—	—	—	—	—
331524	Aluminum foundries (except die-casting) . . . . .	(B)	(D)	(D)	7	2	2	1	2	—	—	—	—	—
331525	Copper foundries (except die-casting) . . . . .	(C)	(D)	(D)	4	—	—	3	—	1	—	—	—	—
331528	Oth nonferrous foundries (except die-casting) . . . . .	(A)	(D)	(D)	1	—	1	—	—	—	—	—	—	—
332	Fabricated metal product mfg . . . . .	39 737	324 301	1 314 165	1 439	550	273	239	191	98	60	21	6	1
3321	Forging & stamping . . . . .	2 075	19 515	79 983	41	6	3	6	9	11	5	1	—	—
33211	Forging & stamping . . . . .	2 075	19 515	79 983	41	6	3	6	9	11	5	1	—	—
332111	Iron & steel forging . . . . .	708	6 795	28 339	6	1	—	—	1	—	3	1	—	—
332112	Nonferrous forging . . . . .	(A)	(D)	(D)	1	1	—	—	—	—	—	—	—	—
332114	Custom roll forming . . . . .	123	1 012	4 956	5	—	—	3	1	1	—	—	—	—
332115	Crown & closure mfg . . . . .	(C)	(D)	(D)	1	—	—	—	—	—	1	—	—	—
332116	Metal stamping . . . . .	949	8 116	33 208	25	4	3	2	6	9	1	—	—	—
332117	Powder metallurgy parts mfg . . . . .	(C)	(D)	(D)	3	—	—	1	1	1	—	—	—	—
3322	Cutlery & handtool mfg . . . . .	2 122	17 551	77 904	34	7	6	5	8	3	1	4	—	—
33221	Cutlery & handtool mfg . . . . .	2 122	17 551	77 904	34	7	6	5	8	3	1	4	—	—
332211	Cutlery & flatware (exc precious) mfg . . . . .	(B)	(D)	(D)	2	1	—	—	1	—	—	—	—	—
332212	Hand & edge tool mfg . . . . .	1 426	12 560	52 496	27	5	5	5	6	3	1	2	—	—
332213	Saw blade & handsaw mfg . . . . .	(F)	(D)	(D)	5	1	1	—	1	—	2	—	—	—
3323	Architectural & structural metals mfg . . . . .	9 632	82 510	325 304	345	134	52	47	57	29	20	6	—	—
33231	Plate work & fabricated structural prod mfg . . . . .	4 419	40 806	164 731	146	52	24	18	24	16	10	2	—	—
332311	Prefab metal building & component mfg . . . . .	1 447	11 118	48 744	26	11	1	—	6	—	6	1	—	—
332312	Fabricated structural metal mfg . . . . .	2 352	24 129	93 547	100	36	19	10	17	14	4	—	—	—
332313	Plate work mfg . . . . .	620	5 559	22 440	20	5	4	7	1	2	—	1	—	—
33232	Ornamental & architectural metal prod mfg . . . . .	5 213	41 704	160 573	199	82	28	29	33	13	10	4	—	—
332321	Metal window & door mfg . . . . .	1 134	8 358	35 310	25	5	4	3	6	3	4	—	—	—
332322	Sheet metal work mfg . . . . .	3 217	27 839	101 050	124	52	18	17	20	8	6	3	—	—
332323	Ornamental & architectural metal work mfg . . . . .	862	5 507	24 213	50	25	6	9	7	2	—	1	—	—
3324	Boiler, tank & shipping container mfg . . . . .	1 601	16 732	67 308	40	8	2	8	14	4	3	1	—	—
33241	Power boiler & heat exchanger mfg . . . . .	360	2 922	13 555	8	2	—	1	2	1	2	—	—	—
332410	Power boiler & heat exchanger mfg . . . . .	360	2 922	13 555	8	2	—	1	2	1	2	—	—	—
33242	Metal tank (heavy gauge) mfg . . . . .	397	3 699	13 131	16	2	2	4	7	1	—	—	—	—
332420	Metal tank (heavy gauge) mfg . . . . .	397	3 699	13 131	16	2	2	4	7	1	—	—	—	—
33243	Light gauge metal container mfg . . . . .	844	10 111	40 622	16	4	—	3	5	2	1	1	—	—
332431	Metal can mfg . . . . .	(E)	(D)	(D)	3	—	—	—	1	—	1	—	—	—
332439	Other metal container mfg . . . . .	(E)	(D)	(D)	13	4	—	3	4	2	—	—	—	—
3325	Hardware mfg . . . . .	2 969	19 596	81 195	29	8	3	3	3	6	1	3	2	—
33251	Hardware mfg . . . . .	2 969	19 596	81 195	29	8	3	3	3	6	1	3	2	—
332510	Hardware mfg . . . . .	2 969	19 596	81 195	29	8	3	3	3	6	1	3	2	—

See footnotes at end of table.



**Table 2. The State—Employees, Payroll, and Establishments by Industry: 2002—Con.**

[Excludes most government employees, railroad employees, and self-employed persons. Size class 1 to 4 includes establishments with payroll, but no employees, during mid-March pay period. (D) denotes figures withheld to avoid disclosing data for individual companies; the data are included in broader industry totals. For explanation of terms, abbreviations, and data reliability/comparability, see introductory text]

NAICS code	Industry	Number of employees for week including March 12	Payroll (\$1,000)		Total number of establishments	Number of establishments by employment-size class										
			First quarter	Annual		1 to 4	5 to 9	10 to 19	20 to 49	50 to 99	100 to 249	250 to 499	500 to 999	1,000 or more		
<b>31-33</b>	<b>Manufacturing—Con.</b>															
333	Machinery mfg—Con.															
3336	Engine, turbine & power transmsn equip mfg	4 389	50 888	193 955	38	9	4	4	4	6	8	1	1	1		
33361	Engine, turbine & power transmsn equip mfg	4 389	50 888	193 955	38	9	4	4	4	6	8	1	1	1		
333611	Turbine & turbine generator set unit mfg	(G)	(D)	(D)	4	1	—	—	—	1	1	—	1	—		
333612	Speed changer, ind high-speed drive & gear mfg	(E)	(D)	(D)	9	2	1	1	3	2	—	—	—	—		
333613	Mechanical power transmission equipment mfg	(F)	(D)	(D)	14	2	2	3	1	2	4	—	—	—		
333618	Other engine equipment mfg	2 197	24 530	93 157	11	4	1	—	—	1	3	1	—	—	1	
3339	Other general purpose machinery mfg	10 626	102 488	418 430	153	34	29	21	32	11	15	7	2	2	2	2
33391	Pump & compressor mfg	3 565	35 333	154 441	17	—	3	1	5	1	1	3	2	1	—	—
333911	Pump & pumping equipment mfg	(G)	(D)	(D)	10	—	2	1	2	1	1	2	1	—	—	—
333912	Air & gas compressor mfg	(F)	(D)	(D)	5	—	—	—	3	—	—	—	—	—	—	—
333913	Measuring & dispensing pump mfg	(G)	(D)	(D)	2	—	—	—	—	—	—	—	—	—	—	—
33392	Material handling equipment mfg	2 252	24 494	90 593	41	7	8	9	9	1	4	3	—	—	—	—
333921	Elevator & moving stairway mfg	(C)	(D)	(D)	1	—	—	—	—	—	1	—	—	—	—	—
333922	Conveyor & conveying equipment mfg	492	6 731	20 515	16	3	1	4	6	—	2	—	—	—	—	—
333923	Overhead crane, hoist & monorail system mfg	(E)	(D)	(D)	8	1	3	2	1	—	1	—	—	—	—	—
333924	Ind truck, tractor, trailer, stacker mach mfg	(G)	(D)	(D)	16	3	4	3	2	1	—	3	—	—	—	—
33399	All other general purpose machinery mfg	4 809	42 661	173 396	95	27	18	11	18	9	10	1	—	—	—	—
333991	Power-driven handtool mfg	(G)	(D)	(D)	4	—	—	—	1	—	2	—	—	—	—	—
333992	Welding & soldering equipment mfg	(B)	(D)	(D)	2	—	—	1	—	1	—	—	—	—	—	—
333993	Packaging machinery mfg	378	5 179	18 629	20	7	6	2	2	3	—	—	—	—	—	—
333994	Industrial process furnace & oven mfg	(C)	(D)	(D)	7	1	2	1	2	1	—	—	—	—	—	—
333995	Fluid power cylinder & actuator mfg	322	3 143	14 281	4	1	—	—	—	2	1	—	—	—	—	—
333996	Fluid power pump & motor mfg	(F)	(D)	(D)	6	1	1	—	1	—	2	1	—	—	—	—
333997	Scale & balance (except laboratory) mfg	(B)	(D)	(D)	1	—	—	—	1	—	—	—	—	—	—	—
333999	All other general purpose machinery mfg	1 594	15 836	62 951	51	17	9	7	11	2	5	—	—	—	—	—
334	Computer & electronic product mfg	38 292	540 568	1 748 643	298	95	36	44	45	21	27	15	11	4		
3341	Computer & peripheral equipment mfg	14 871	285 645	794 553	32	11	3	5	3	3	3	2	—	—	—	—
33411	Computer & peripheral equipment mfg	14 871	285 645	794 553	32	11	3	5	3	3	3	2	—	—	—	—
334111	Electronic computer mfg	(J)	(D)	(D)	10	3	1	1	—	1	2	—	—	—	—	—
334112	Computer storage device mfg	(E)	(D)	(D)	3	1	—	—	1	—	1	—	—	—	—	—
334113	Computer terminal mfg	(E)	(D)	(D)	2	1	—	—	—	—	—	1	—	—	—	—
334119	Other computer peripheral equipment mfg	450	5 148	18 589	17	6	2	4	2	2	1	—	—	—	—	—
3342	Communications equipment mfg	4 539	54 021	215 304	42	11	6	8	5	3	4	1	4	—	—	—
33421	Telephone apparatus mfg	(G)	(D)	(D)	10	3	1	2	1	1	1	—	1	—	—	—
334210	Telephone apparatus mfg	(G)	(D)	(D)	10	3	1	2	1	1	1	—	1	—	—	—
33422	Radio, TV broadcast & wireless comm equip mfg	3 158	38 486	154 746	24	7	2	4	4	1	2	1	3	—	—	—
334220	Radio, TV broadcast & wireless comm equip mfg	3 158	38 486	154 746	24	7	2	4	4	1	2	1	3	—	—	—
33429	Other communications equipment mfg	(E)	(D)	(D)	8	1	3	2	—	1	1	—	—	—	—	—
334290	Other communications equipment mfg	(E)	(D)	(D)	8	1	3	2	—	1	1	—	—	—	—	—
3343	Audio & video equipment mfg	371	2 574	11 046	15	5	2	2	4	1	1	—	—	—	—	—
33431	Audio & video equipment mfg	371	2 574	11 046	15	5	2	2	4	1	1	—	—	—	—	—
334310	Audio & video equipment mfg	371	2 574	11 046	15	5	2	2	4	1	1	—	—	—	—	—
3344	Semiconductor & oth electronic component mfg	12 288	136 908	486 976	99	23	7	15	20	9	14	5	4	2		
33441	Semiconductor & oth electronic component mfg	12 288	136 908	486 976	99	23	7	15	20	9	14	5	4	2		
334411	Electron tube mfg	(A)	(D)	(D)	1	—	1	—	—	—	—	—	—	—	—	—
334412	Bare printed circuit board mfg	515	3 451	13 506	17	5	1	7	1	2	—	1	—	—	—	—
334413	Semiconductor & related device mfg	2 268	34 868	150 389	14	5	1	1	4	—	1	—	1	1		
334414	Electronic capacitor mfg	481	3 642	14 410	4	—	—	—	2	—	1	1	—	—	—	—
334415	Electronic resistor mfg	(F)	(D)	(D)	4	—	—	—	1	1	1	1	—	—	—	—
334416	Electronic coil, transformer, oth inductor mfg	(C)	(D)	(D)	7	—	1	3	1	2	—	—	—	—	—	—
334417	Electronic connector mfg	(G)	(D)	(D)	8	—	—	—	1	2	2	1	2	—	—	—
334418	Printed circuit assembly (electronic assembly) mfg	4 340	45 971	139 312	16	6	3	2	3	—	2	1	1	1		
334419	Other electronic component mfg	1 539	12 889	47 854	28	7	—	2	7	2	7	—	—	—	—	—
3345	Nav, measuring, medical, control instruments mfg	4 369	43 273	169 432	91	35	16	13	11	5	4	6	1	—	—	—
33451	Nav, measuring, medical, control instruments mfg	4 369	43 273	169 432	91	35	16	13	11	5	4	6	1	—	—	—
334510	Electromedical apparatus mfg	571	5 348	22 879	9	4	1	2	—	1	—	1	—	—	—	—
334511	Search, detection & navigation instrument mfg	1 126	9 452	36 902	10	5	1	—	—	2	—	2	—	—	—	—
334512	Automatic environmental control mfg	(B)	(D)	(D)	6	1	2	1	2	—	—	—	—	—	—	—
334513	Industrial process control mfg	298	3 086	11 436	25	10	5	5	4	1	—	—	—	—	—	—
334514	Total fluid meter & counting device mfg	418	3 817	13 607	6	1	2	1	—	—	1	1	—	—	—	—
334515	Electricity measuring, testing instrument mfg	(F)	(D)	(D)	7	4	2	—	—	—	—	—	1	—	—	—
334516	Analytical laboratory instrument mfg	246	2 394	10 421	10	4	2	2	1	—	1	—	—	—	—	—
334517	Irradiation apparatus mfg	(A)	(D)	(D)	2	2	—	—	—	—	—	—	—	—	—	—
334518	Watch, clock & part mfg	(C)	(D)	(D)	3	—	—	—	1	1	1	—	—	—	—	—
334519	Other measuring & controlling device mfg	852	8 420	34 231	13	4	1	2	3	—	1	2	—	—	—	—

See footnotes at end of table.

**Table 2. The State—Employees, Payroll, and Establishments by Industry: 2002—Con.**

[Excludes most government employees, railroad employees, and self-employed persons. Size class 1 to 4 includes establishments with payroll, but no employees, during mid-March pay period. (D) denotes figures withheld to avoid disclosing data for individual companies; the data are included in broader industry totals. For explanation of terms, abbreviations, and data reliability/comparability, see introductory text]

NAICS code	Industry	Number of employees for week including March 12	Payroll (\$1,000)		Total number of establishments	Number of establishments by employment-size class									
			First quarter	Annual		1 to 4	5 to 9	10 to 19	20 to 49	50 to 99	100 to 249	250 to 499	500 to 999	1,000 or more	
<b>31-33</b>	<b>Manufacturing—Con.</b>														
334	Computer & electronic product mfg—Con.														
3346	Mfg & reproducing magnetic & optical media .....	1 854	18 147	71 332	19	10	2	1	2	—	1	1	2	—	
33461	Mfg & reproducing magnetic & optical media .....	1 854	18 147	71 332	19	10	2	1	2	—	1	1	2	—	
334611	Software reproducing .....	(A)	(D)	(D)	6	5	1	—	—	—	—	—	—	—	
334612	Prerecorded CD, tape, record reproducing .....	(G)	(D)	(D)	9	3	1	—	1	—	1	1	2	—	
334613	Magnetic and optical recording media mfg .....	(B)	(D)	(D)	4	2	—	1	1	—	—	—	—	—	
335	Electrical equip, appliance & component mfg ..	25 134	226 405	903 029	185	37	24	27	14	23	27	19	12	2	
3351	Electric lighting equipment mfg .....	(G)	(D)	(D)	32	6	5	10	2	5	3	—	1	—	
33511	Electric lamp bulb & part mfg .....	(C)	(D)	(D)	1	—	—	—	—	—	1	—	—	—	
335110	Electric lamp bulb & part mfg .....	(C)	(D)	(D)	1	—	—	—	—	—	1	—	—	—	
33512	Lighting fixture mfg .....	(G)	(D)	(D)	31	6	5	10	2	5	2	—	1	—	
335121	Residential electric lighting fixture mfg ..	769	4 522	18 970	19	3	4	5	2	3	2	—	—	—	
335122	Commercial electric lighting fixture mfg ..	(C)	(D)	(D)	6	1	1	2	—	2	—	—	—	—	
335129	Other lighting equipment mfg .....	(G)	(D)	(D)	6	2	—	3	—	—	—	—	1	—	
3352	Household appliance mfg .....	(F)	(D)	(D)	11	6	—	1	1	1	1	—	1	—	
33521	Small electrical appliance mfg .....	(C)	(D)	(D)	5	2	—	1	1	1	—	—	—	—	
335211	Electric housewares & fan mfg .....	(C)	(D)	(D)	4	2	—	—	1	1	—	—	—	—	
335212	Household vacuum cleaner mfg .....	(A)	(D)	(D)	1	—	—	1	—	—	—	—	—	—	
33522	Major appliance mfg .....	(F)	(D)	(D)	6	4	—	—	—	—	1	—	1	—	
335221	Household cooking appliance mfg .....	(A)	(D)	(D)	3	3	—	—	—	—	—	—	—	—	
335224	Household laundry equipment mfg .....	(A)	(D)	(D)	1	1	—	—	—	—	—	—	—	—	
335228	Other major household appliance mfg ..	(F)	(D)	(D)	2	—	—	—	—	—	1	—	1	—	
3353	Electrical equipment mfg .....	9 485	87 732	345 525	74	14	10	10	7	9	11	8	5	—	
33531	Electrical equipment mfg .....	9 485	87 732	345 525	74	14	10	10	7	9	11	8	5	—	
335311	Power, distribution, specialty transformer mfg .....	1 017	9 658	35 218	8	—	1	1	2	—	3	1	—	—	
335312	Motor & generator mfg .....	2 594	22 039	86 091	20	3	2	4	1	3	3	3	1	—	
335313	Switchgear & switchboard apparatus mfg .....	1 634	15 923	62 809	18	2	3	3	2	2	4	2	—	—	
335314	Relay & industrial control mfg .....	4 240	40 112	161 407	28	9	4	2	2	4	1	2	4	—	
3359	Other electrical equipment & component mfg .....	12 812	113 299	454 571	68	11	9	6	4	8	12	11	5	2	
33591	Battery mfg .....	2 905	28 191	109 090	9	1	1	1	—	—	1	3	2	—	
335911	Storage battery mfg .....	(G)	(D)	(D)	3	—	—	1	—	—	—	1	1	—	
335912	Primary battery mfg .....	(G)	(D)	(D)	6	1	1	—	—	—	1	2	1	—	
33592	Communication & energy wire & cable mfg .....	4 731	44 090	177 991	23	3	1	2	—	5	7	2	2	1	
335921	Fiber optic cable mfg .....	1 609	15 383	63 681	9	1	—	2	—	—	4	1	1	—	
335929	Other communication & energy wire mfg .....	3 122	28 707	114 310	14	2	1	—	—	5	3	1	1	1	
33593	Wiring device mfg .....	3 534	27 603	112 916	16	3	2	—	—	2	4	4	—	1	
335931	Current-carrying wiring device mfg .....	(H)	(D)	(D)	11	2	1	—	—	2	1	4	—	1	
335932	Noncurrent-carrying wiring device mfg ..	(E)	(D)	(D)	5	1	1	—	—	—	3	—	—	—	
33599	All oth electrical equipment & component mfg .....	1 642	13 415	54 574	20	4	5	3	4	1	—	2	1	—	
335991	Carbon & graphite product mfg .....	(G)	(D)	(D)	3	—	1	—	—	—	—	1	1	—	
335999	All oth misc electrical equip & component mfg .....	(F)	(D)	(D)	17	4	4	3	4	1	—	1	—	—	
336	Transportation equipment mfg .....	30 666	277 681	1 171 369	326	92	44	54	47	20	30	24	11	4	
3361	Motor vehicle mfg .....	(H)	(D)	(D)	23	11	2	5	2	1	—	—	—	2	
33611	Automobile & light duty motor vehicle mfg ..	(H)	(D)	(D)	22	11	2	5	2	—	—	—	—	2	
336111	Automobile mfg .....	(H)	(D)	(D)	11	7	—	1	1	—	—	—	—	2	
336112	Light truck & utility vehicle mfg .....	(B)	(D)	(D)	11	4	2	4	1	—	—	—	—	—	
33612	Heavy duty truck mfg .....	(B)	(D)	(D)	1	—	—	—	—	1	—	—	—	—	
336120	Heavy duty truck mfg .....	(B)	(D)	(D)	1	—	—	—	—	1	—	—	—	—	
3362	Motor vehicle body & trailer mfg .....	3 187	28 330	126 114	58	11	12	15	12	3	3	1	—	1	
33621	Motor vehicle body & trailer mfg .....	3 187	28 330	126 114	58	11	12	15	12	3	3	1	—	1	
336211	Motor vehicle body mfg .....	2 879	26 208	116 483	35	4	7	9	8	2	3	1	—	1	
336212	Truck trailer mfg .....	133	1 026	4 525	8	1	1	4	2	—	—	—	—	—	
336214	Travel trailer & camper mfg .....	175	1 096	5 106	15	6	4	2	2	1	—	—	—	—	
3363	Motor vehicle parts mfg .....	17 965	163 410	669 951	150	35	16	20	22	11	18	18	9	1	
33631	Motor vehicle gas engine & engine parts mfg .....	1 853	18 109	75 612	29	11	4	7	3	1	—	1	2	—	
336311	Carburetor, piston, piston ring & valve mfg .....	(A)	(D)	(D)	1	—	—	—	—	—	—	—	—	—	
336312	Gasoline engine & engine parts mfg .....	(G)	(D)	(D)	28	11	3	7	3	1	—	1	2	—	
33632	MV electrical & electronic equipment mfg ..	2 049	16 307	64 570	13	2	—	—	1	3	5	1	1	—	
336322	Other MV electrical & electronic equip mfg .....	2 049	16 307	64 570	13	2	—	—	1	3	5	1	1	—	
33633	Motor vehicle steering & suspension parts mfg .....	(E)	(D)	(D)	2	—	—	1	—	—	—	1	—	—	
336330	Motor vehicle steering & suspension parts mfg .....	(E)	(D)	(D)	2	—	—	1	—	—	—	1	—	—	
33634	Motor vehicle brake system mfg .....	1 756	16 495	65 657	12	3	2	1	—	—	3	2	1	—	
336340	Motor vehicle brake system mfg .....	1 756	16 495	65 657	12	3	2	1	—	—	3	2	1	—	
33635	MV transmission & power train parts mfg ..	5 504	52 330	222 977	29	6	2	2	4	1	3	8	3	—	
336350	MV transmission & power train parts mfg .....	5 504	52 330	222 977	29	6	2	2	4	1	3	8	3	—	
33636	Motor vehicle seating & interior trim mfg ..	(F)	(D)	(D)	13	3	1	3	3	1	1	1	—	—	
336360	Motor vehicle seating & interior trim mfg .....	(F)	(D)	(D)	13	3	1	3	3	1	1	1	—	—	
33637	Motor vehicle metal stamping .....	(E)	(D)	(D)	11	3	—	2	3	3	—	—	—	—	
336370	Motor vehicle metal stamping .....	(E)	(D)	(D)	11	3	—	2	3	3	—	—	—	—	
33639	Other motor vehicle parts mfg .....	5 429	46 364	186 241	41	7	7	4	8	2	6	4	2	1	
336391	Motor vehicle air-conditioning mfg .....	37	184	724	3	—	2	—	1	—	—	—	—	—	
336399	All other motor vehicle parts mfg .....	5 392	46 180	185 517	38	7	5	4	7	2	6	4	2	1	

See footnotes at end of table.





**Table 2. The State—Employees, Payroll, and Establishments by Industry: 2002—Con.**

[Excludes most government employees, railroad employees, and self-employed persons. Size class 1 to 4 includes establishments with payroll, but no employees, during mid-March pay period. (D) denotes figures withheld to avoid disclosing data for individual companies; the data are included in broader industry totals. For explanation of terms, abbreviations, and data reliability/comparability, see introductory text]

NAICS code	Industry	Number of employees for week including March 12	Payroll (\$1,000)		Total number of establishments	Number of establishments by employment-size class										
			First quarter	Annual		1 to 4	5 to 9	10 to 19	20 to 49	50 to 99	100 to 249	250 to 499	500 to 999	1,000 or more		
<b>42</b>	<b>Wholesale trade—Con.</b>															
421	Wholesale trade, durable goods—Con.															
4211	Motor vehicle, motor vehicle pt & supply whsle—Con.															
42114	Motor vehicle parts (used) whsle .....	1 149	6 546	27 499	148	68	40	28	12	—	—	—	—	—	—	—
421140	Motor vehicle parts (used) whsle .....	1 149	6 546	27 499	148	68	40	28	12	—	—	—	—	—	—	—
4212	Furniture & home furnishing whsle .....	6 135	58 968	247 817	556	339	88	59	44	16	8	2	—	—	—	—
42121	Furniture whsle .....	3 585	36 726	149 405	324	202	46	36	24	10	5	1	—	—	—	—
421210	Furniture whsle .....	3 585	36 726	149 405	324	202	46	36	24	10	5	1	—	—	—	—
42122	Home furnishing whsle .....	2 550	22 242	98 412	232	137	42	23	20	6	3	1	—	—	—	—
421220	Home furnishing whsle .....	2 550	22 242	98 412	232	137	42	23	20	6	3	1	—	—	—	—
4213	Lumber & other construction materials whsle .....	7 315	67 132	277 039	629	313	122	96	76	17	3	2	—	—	—	—
42131	Lumber, plywood, millwork & wood panel whsle .....	4 690	44 562	181 902	354	177	59	47	55	12	3	1	—	—	—	—
421310	Lumber, plywood, millwork & wood panel whsle .....	4 690	44 562	181 902	354	177	59	47	55	12	3	1	—	—	—	—
42132	Brick & related construction material whsle .....	797	7 141	30 628	113	68	24	12	7	2	—	—	—	—	—	—
421320	Brick & related construction material whsle .....	797	7 141	30 628	113	68	24	12	7	2	—	—	—	—	—	—
42133	Roofing, siding & insulation material whsle .....	929	8 148	34 888	69	30	15	15	7	1	—	1	—	—	—	—
421330	Roofing, siding & insulation material whsle .....	929	8 148	34 888	69	30	15	15	7	1	—	1	—	—	—	—
42139	Other construction material whsle .....	899	7 281	29 621	93	38	24	22	7	2	—	—	—	—	—	—
421390	Other construction material whsle .....	899	7 281	29 621	93	38	24	22	7	2	—	—	—	—	—	—
4214	Professional & commercial equip & supp whsle .....	18 881	287 629	1 049 690	1 054	539	197	133	127	30	22	3	1	2		
42141	Photographic equipment & supplies whsle .....	(E)	(D)	(D)	24	9	5	4	4	2	—	—	—	—	—	—
421410	Photographic equipment & supplies whsle .....	(E)	(D)	(D)	24	9	5	4	4	2	—	—	—	—	—	—
42142	Office equipment whsle .....	3 228	29 797	116 521	176	73	34	33	23	5	8	—	—	—	—	—
421420	Office equipment whsle .....	3 228	29 797	116 521	176	73	34	33	23	5	8	—	—	—	—	—
42143	Computer & peripheral equip & software whsle .....	9 454	182 684	618 045	358	195	57	43	41	11	6	2	1	2		
421430	Computer & peripheral equip & software whsle .....	9 454	182 684	618 045	358	195	57	43	41	11	6	2	1	2		
42144	Other commercial equipment whsle .....	1 149	10 219	44 001	126	66	30	12	15	3	—	—	—	—	—	—
421440	Other commercial equipment whsle .....	1 149	10 219	44 001	126	66	30	12	15	3	—	—	—	—	—	—
42145	Medical, dental, hospital equip & supp whsle .....	3 521	47 989	200 281	264	141	51	29	29	6	7	1	—	—	—	—
421450	Medical, dental, hospital equip & supp whsle .....	3 521	47 989	200 281	264	141	51	29	29	6	7	1	—	—	—	—
42146	Ophthalmic goods whsle .....	(E)	(D)	(D)	27	12	6	5	3	1	—	—	—	—	—	—
421460	Ophthalmic goods whsle .....	(E)	(D)	(D)	27	12	6	5	3	1	—	—	—	—	—	—
42149	Oth professional equipment & supplies whsle .....	860	9 742	41 106	79	43	14	7	12	2	1	—	—	—	—	—
421490	Oth professional equipment & supplies whsle .....	860	9 742	41 106	79	43	14	7	12	2	1	—	—	—	—	—
4215	Metal & mineral (except petroleum) whsle .....	(H)	(D)	(D)	262	119	46	47	37	10	3	—	—	—	—	—
42151	Metal service centers & offices whsle .....	(H)	(D)	(D)	253	112	44	47	37	10	3	—	—	—	—	—
421510	Metal service centers & offices whsle .....	(H)	(D)	(D)	253	112	44	47	37	10	3	—	—	—	—	—
42152	Coal & other mineral & ore whsle .....	(B)	(D)	(D)	9	7	2	—	—	—	—	—	—	—	—	—
421520	Coal & other mineral & ore whsle .....	(B)	(D)	(D)	9	7	2	—	—	—	—	—	—	—	—	—
4216	Electrical goods whsle .....	11 179	146 717	550 866	955	449	235	153	84	19	12	2	1	—	—	—
42161	Elec equip, wiring supp, const material whsle .....	5 418	58 103	234 907	443	190	121	77	41	8	4	1	1	—	—	—
421610	Elec equip, wiring supp, const material whsle .....	5 418	58 103	234 907	443	190	121	77	41	8	4	1	1	—	—	—
42162	Electric appliance, TV, radio set whsle .....	595	6 000	26 325	77	39	18	11	8	1	—	—	—	—	—	—
421620	Electric appliance, TV, radio set whsle .....	595	6 000	26 325	77	39	18	11	8	1	—	—	—	—	—	—
42169	Other electronic parts & equipment whsle .....	5 166	82 614	289 634	435	220	96	65	35	10	8	1	—	—	—	—
421690	Other electronic parts & equipment whsle .....	5 166	82 614	289 634	435	220	96	65	35	10	8	1	—	—	—	—
4217	Hardware, plumb & heating equip & sup whsle .....	8 966	82 736	342 353	723	326	196	118	62	12	3	5	1	—	—	—
42171	Hardware whsle .....	5 105	45 083	186 670	287	136	71	36	31	5	2	5	1	—	—	—
421710	Hardware whsle .....	5 105	45 083	186 670	287	136	71	36	31	5	2	5	1	—	—	—
42172	Plumbing & heating equipment & supplies whsle .....	1 269	12 937	53 987	155	64	40	40	9	2	—	—	—	—	—	—
421720	Plumbing & heating equipment & supplies whsle .....	1 269	12 937	53 987	155	64	40	40	9	2	—	—	—	—	—	—
42173	Warm air heating & AC equip & supplies whsle .....	2 098	20 764	85 159	236	100	77	35	19	5	—	—	—	—	—	—
421730	Warm air heating & AC equip & supplies whsle .....	2 098	20 764	85 159	236	100	77	35	19	5	—	—	—	—	—	—
42174	Refrigeration equipment & supplies whsle .....	494	3 952	16 537	45	26	8	7	3	—	1	—	—	—	—	—
421740	Refrigeration equipment & supplies whsle .....	494	3 952	16 537	45	26	8	7	3	—	1	—	—	—	—	—
4218	Machinery, equipment & supplies whsle .....	25 819	270 584	1 095 423	2 230	1 026	513	382	243	43	17	5	1	—	—	—
42181	Const & mining (exc petroleum) equip whsle .....	2 977	34 203	130 008	143	53	23	34	23	6	2	2	—	—	—	—
421810	Const & mining (exc petroleum) equip whsle .....	2 977	34 203	130 008	143	53	23	34	23	6	2	2	—	—	—	—
42182	Farm & garden machinery & equipment whsle .....	2 837	27 309	129 404	236	86	54	63	28	3	1	1	—	—	—	—
421820	Farm & garden machinery & equipment whsle .....	2 837	27 309	129 404	236	86	54	63	28	3	1	1	—	—	—	—
42183	Industrial machinery & equipment whsle .....	12 549	146 611	580 892	1 087	510	240	171	128	27	9	2	—	—	—	—
421830	Industrial machinery & equipment whsle .....	12 549	146 611	580 892	1 087	510	240	171	128	27	9	2	—	—	—	—
42184	Industrial supplies whsle .....	5 048	39 398	163 339	478	222	135	74	39	3	4	—	—	—	—	—
421840	Industrial supplies whsle .....	5 048	39 398	163 339	478	222	135	74	39	3	4	—	—	—	—	—

See footnotes at end of table.

















**Table 2. The State—Employees, Payroll, and Establishments by Industry: 2002—Con.**

[Excludes most government employees, railroad employees, and self-employed persons. Size class 1 to 4 includes establishments with payroll, but no employees, during mid-March pay period. (D) denotes figures withheld to avoid disclosing data for individual companies; the data are included in broader industry totals. For explanation of terms, abbreviations, and data reliability/comparability, see introductory text]

NAICS code	Industry	Number of employees for week including March 12	Payroll (\$1,000)		Total number of establishments	Number of establishments by employment-size class									
			First quarter	Annual		1 to 4	5 to 9	10 to 19	20 to 49	50 to 99	100 to 249	250 to 499	500 to 999	1,000 or more	
<b>52</b>	<b>Finance &amp; insurance—Con.</b>														
524	Insurance carriers & related activities—Con.														
5242	Agencies & other insurance related activities	19 151	193 065	810 701	3 829	2 888	593	221	86	27	12	1	1	—	—
52421	Insurance agencies & brokerages	15 776	156 539	667 048	3 513	2 680	548	197	69	11	6	1	1	—	—
524210	Insurance agencies & brokerages	15 776	156 539	667 048	3 513	2 680	548	197	69	11	6	1	1	—	—
52429	Other insurance related activities	3 375	36 526	143 653	316	208	45	24	17	16	6	—	—	—	—
524291	Claims adjusting	945	7 475	31 356	127	95	21	4	4	1	2	—	—	—	—
524292	Insurance & pension funds, third party admin	1 915	23 514	88 356	129	71	17	16	9	13	3	—	—	—	—
524298	All other insurance related activities	515	5 537	23 941	60	42	7	4	2	1	—	—	—	—	—
525	Funds, trusts, & other financial vehicles (part)	(F)	(D)	(D)	101	50	31	18	1	1	—	—	—	—	—
5259	Other investment pools & funds	(F)	(D)	(D)	101	50	31	18	1	1	—	—	—	—	—
52591	Open-end investment funds	(B)	(D)	(D)	7	5	1	1	—	—	—	—	—	—	—
525910	Open-end investment funds	(B)	(D)	(D)	7	5	1	1	—	—	—	—	—	—	—
52593	Real estate investment trusts	(F)	(D)	(D)	76	29	28	17	1	1	—	—	—	—	—
525930	Real estate investment trusts	(F)	(D)	(D)	76	29	28	17	1	1	—	—	—	—	—
52599	Other financial vehicles	(B)	(D)	(D)	18	16	2	—	—	—	—	—	—	—	—
525990	Other financial vehicles	(B)	(D)	(D)	18	16	2	—	—	—	—	—	—	—	—
<b>53</b>	<b>Real estate &amp; rental &amp; leasing</b>	<b>49 252</b>	<b>357 381</b>	<b>1 486 972</b>	<b>8 610</b>	<b>6 093</b>	<b>1 494</b>	<b>664</b>	<b>252</b>	<b>67</b>	<b>28</b>	<b>9</b>	<b>3</b>	<b>—</b>	<b>—</b>
531	Real estate	32 023	249 204	1 030 512	6 655	5 238	881	303	155	48	22	6	2	—	—
5311	Lessors of real estate	10 190	74 065	299 647	2 297	1 808	334	96	38	12	7	1	1	—	—
53111	Lessors of residential buildings & dwellings	4 377	25 223	107 075	970	711	193	45	12	5	3	1	—	—	—
531110	Lessors of residential buildings & dwellings	4 377	25 223	107 075	970	711	193	45	12	5	3	1	—	—	—
53112	Lessors of nonres bldg (exc miniwarehouses)	4 339	41 901	163 132	743	579	91	41	20	7	4	—	1	—	—
531120	Lessors of nonres bldg (exc miniwarehouses)	4 339	41 901	163 132	743	579	91	41	20	7	4	—	1	—	—
53113	Lessors of miniwarehouses & self storage units	(F)	(D)	(D)	343	310	26	6	1	—	—	—	—	—	—
531130	Lessors of miniwarehouses & self storage units	(F)	(D)	(D)	343	310	26	6	1	—	—	—	—	—	—
53119	Lessors of other real estate property	(F)	(D)	(D)	241	208	24	4	5	—	—	—	—	—	—
531190	Lessors of other real estate property	(F)	(D)	(D)	241	208	24	4	5	—	—	—	—	—	—
5312	Offices of real estate agents & brokers	9 561	79 389	328 739	2 361	1 981	232	80	45	15	4	4	—	—	—
53121	Offices of real estate agents & brokers	9 561	79 389	328 739	2 361	1 981	232	80	45	15	4	4	—	—	—
531210	Offices of real estate agents & brokers	9 561	79 389	328 739	2 361	1 981	232	80	45	15	4	4	—	—	—
5313	Activities related to real estate	12 272	95 750	402 126	1 997	1 449	315	127	72	21	11	1	1	—	—
53131	Real estate property managers	10 223	78 253	322 793	1 154	712	245	101	63	20	11	1	1	—	—
531311	Residential property managers	8 376	60 777	246 864	936	564	210	89	47	16	8	1	1	—	—
531312	Nonresidential property managers	1 847	17 476	75 929	218	148	35	12	16	4	3	—	—	—	—
53132	Offices of real estate appraisers	1 035	8 399	38 452	454	406	36	10	2	—	—	—	—	—	—
531320	Offices of real estate appraisers	1 035	8 399	38 452	454	406	36	10	2	—	—	—	—	—	—
53139	Other activities related to real estate	1 014	9 098	40 881	389	331	34	16	7	1	—	—	—	—	—
531390	Other activities related to real estate	1 014	9 098	40 881	389	331	34	16	7	1	—	—	—	—	—
532	Rental & leasing services	(J)	(D)	(D)	1 911	821	611	358	94	18	6	2	1	—	—
5321	Automotive equipment rental & leasing	5 107	37 386	156 531	372	176	90	65	23	13	3	1	1	—	—
53211	Passenger car rental & leasing	2 861	17 223	75 426	155	69	38	28	9	7	3	—	1	—	—
532111	Passenger car rental	(H)	(D)	(D)	134	53	35	26	9	7	3	—	1	—	—
532112	Passenger car leasing	(B)	(D)	(D)	21	16	3	2	—	—	—	—	—	—	—
53212	Truck, utility trailer & RV rental & leasing	2 246	20 163	81 105	217	107	52	37	14	6	—	1	—	—	—
532120	Truck, utility trailer & RV rental & leasing	2 246	20 163	81 105	217	107	52	37	14	6	—	1	—	—	—
5322	Consumer goods rental	7 280	30 464	127 921	988	425	324	206	28	2	2	1	—	—	—
53221	Consumer electronics & appliances rental	1 040	6 847	26 922	108	60	41	1	4	1	—	1	—	—	—
532210	Consumer electronics & appliances rental	1 040	6 847	26 922	108	60	41	1	4	1	—	1	—	—	—
53222	Formal wear & costume rental	301	1 020	4 526	53	26	24	1	2	—	—	—	—	—	—
532220	Formal wear & costume rental	301	1 020	4 526	53	26	24	1	2	—	—	—	—	—	—
53223	Video tape & disc rental	4 229	11 142	44 673	596	230	180	177	8	1	—	—	—	—	—
532230	Video tape & disc rental	4 229	11 142	44 673	596	230	180	177	8	1	—	—	—	—	—
53229	Other consumer goods rental	1 710	11 455	51 800	231	109	79	27	14	—	2	—	—	—	—
532291	Home health equipment rental	876	6 782	29 322	83	22	41	13	5	—	2	—	—	—	—
532292	Recreational goods rental	(C)	(D)	(D)	47	39	4	3	1	—	—	—	—	—	—
532299	All other consumer goods rental	(F)	(D)	(D)	101	48	34	11	8	—	—	—	—	—	—
5323	General rental centers	(G)	(D)	(D)	230	95	114	20	1	—	—	—	—	—	—
53231	General rental centers	(G)	(D)	(D)	230	95	114	20	1	—	—	—	—	—	—
532310	General rental centers	(G)	(D)	(D)	230	95	114	20	1	—	—	—	—	—	—
5324	Commercial, industrial equip rental & leasing	3 170	25 825	110 841	321	125	83	67	42	3	1	—	—	—	—
53241	Const, trans, mining equip rental & leasing	(G)	(D)	(D)	175	53	50	48	23	—	1	—	—	—	—
532411	Commercial trans equip (exc MV) rental, lease	(C)	(D)	(D)	16	10	2	3	—	—	1	—	—	—	—
532412	Const, mining, forestry equip rental & leasing	1 601	13 246	55 513	159	43	48	45	23	—	—	—	—	—	—
53242	Office machinery & equipment rental & leasing	(C)	(D)	(D)	20	11	6	1	2	—	—	—	—	—	—
532420	Office machinery & equipment rental & leasing	(C)	(D)	(D)	20	11	6	1	2	—	—	—	—	—	—
53249	Oth commercial, industrial equip rental, lease	1 258	10 275	45 349	126	61	27	18	17	3	—	—	—	—	—
532490	Oth commercial, industrial equip rental, lease	1 258	10 275	45 349	126	61	27	18	17	3	—	—	—	—	—
533	Lessors of other nonfinancial intangible asset	(F)	(D)	(D)	44	34	2	3	3	1	—	1	—	—	—
5331	Lessors of other nonfinancial intangible asset	(F)	(D)	(D)	44	34	2	3	3	1	—	1	—	—	—
53311	Lessors of other nonfinancial intangible asset	(F)	(D)	(D)	44	34	2	3	3	1	—	1	—	—	—
533110	Lessors of other nonfinancial intangible asset	(F)	(D)	(D)	44	34	2	3	3	1	—	1	—	—	—

See footnotes at end of table.

**Table 2. The State—Employees, Payroll, and Establishments by Industry: 2002—Con.**

[Excludes most government employees, railroad employees, and self-employed persons. Size class 1 to 4 includes establishments with payroll, but no employees, during mid-March pay period. (D) denotes figures withheld to avoid disclosing data for individual companies; the data are included in broader industry totals. For explanation of terms, abbreviations, and data reliability/comparability, see introductory text]

NAICS code	Industry	Number of employees for week including March 12	Payroll (\$1,000)		Total number of establishments	Number of establishments by employment-size class								
			First quarter	Annual		1 to 4	5 to 9	10 to 19	20 to 49	50 to 99	100 to 249	250 to 499	500 to 999	1,000 or more
<b>54</b>	<b>Professional, scientific &amp; technical services</b>	<b>154 959</b>	<b>1 694 753</b>	<b>7 057 775</b>	<b>19 179</b>	<b>12 963</b>	<b>2 955</b>	<b>1 852</b>	<b>1 018</b>	<b>245</b>	<b>105</b>	<b>28</b>	<b>9</b>	<b>4</b>
541	Professional, scientific & technical services	154 959	1 694 753	7 057 775	19 179	12 963	2 955	1 852	1 018	245	105	28	9	4
5411	Legal services	21 755	220 214	999 475	3 759	2 616	666	307	117	38	12	3	—	—
54111	Offices of lawyers	(D)	(D)	(D)	3 655	2 536	648	302	116	38	12	3	—	—
541110	Offices of lawyers	(D)	(D)	(D)	3 655	2 536	648	302	116	38	12	3	—	—
54119	Other legal services	(E)	(D)	(D)	104	80	18	5	1	—	—	—	—	—
541191	Title abstract & settlement offices	188	2 298	9 035	51	35	13	2	1	—	—	—	—	—
541199	All other legal services	(C)	(D)	(D)	53	45	5	3	—	—	—	—	—	—
5412	Accounting, tax prep, bookkeep, payroll services	23 931	214 010	744 427	2 910	1 813	517	328	204	33	11	2	1	1
54121	Accounting, tax prep, bookkeep, payroll services	23 931	214 010	744 427	2 910	1 813	517	328	204	33	11	2	1	1
541211	Offices of certified public accountants	10 288	111 813	439 037	1 364	805	326	157	61	9	3	2	1	—
541213	Tax preparation services	7 504	18 568	45 558	622	260	92	132	124	12	2	—	—	—
541214	Payroll services	3 068	66 015	186 970	78	40	8	10	6	9	4	—	—	1
541219	Other accounting services	3 071	17 614	72 862	846	708	91	29	13	3	2	—	—	—
5413	Architectural, engineering & related services	29 386	347 378	1 464 886	3 019	1 749	597	396	193	54	23	4	2	1
54131	Architectural services	4 596	51 886	230 744	623	358	144	73	41	4	2	1	—	—
541310	Architectural services	4 596	51 886	230 744	623	358	144	73	41	4	2	1	—	—
54132	Landscape architectural services	1 314	8 022	40 737	218	140	45	17	13	3	—	—	—	—
541320	Landscape architectural services	1 314	8 022	40 737	218	140	45	17	13	3	—	—	—	—
54133	Engineering services	16 888	233 281	968 464	1 256	658	235	186	116	39	18	2	1	1
541330	Engineering services	16 888	233 281	968 464	1 256	658	235	186	116	39	18	2	1	1
54134	Drafting services	(E)	(D)	(D)	88	70	12	6	—	—	—	—	—	—
541340	Drafting services	(E)	(D)	(D)	88	70	12	6	—	—	—	—	—	—
54135	Building inspection services	297	1 962	8 588	128	114	9	5	—	—	—	—	—	—
541350	Building inspection services	297	1 962	8 588	128	114	9	5	—	—	—	—	—	—
54136	Geophysical surveying & mapping services	(B)	(D)	(D)	17	11	5	—	1	—	—	—	—	—
541360	Geophysical surveying & mapping services	(B)	(D)	(D)	17	11	5	—	1	—	—	—	—	—
54137	Surveying, mapping (exc geophysical) services	3 292	21 898	92 421	547	328	119	82	15	2	1	—	—	—
541370	Surveying, mapping (exc geophysical) services	3 292	21 898	92 421	547	328	119	82	15	2	1	—	—	—
54138	Testing laboratories	2 653	27 754	113 126	142	70	28	27	7	6	2	1	1	—
541380	Testing laboratories	2 653	27 754	113 126	142	70	28	27	7	6	2	1	1	—
5414	Specialized design services	2 426	19 282	83 613	837	681	111	36	9	—	—	—	—	—
54141	Interior design services	909	5 420	23 702	343	286	46	11	—	—	—	—	—	—
541410	Interior design services	909	5 420	23 702	343	286	46	11	—	—	—	—	—	—
54142	Industrial design services	169	1 983	9 178	64	49	12	3	—	—	—	—	—	—
541420	Industrial design services	169	1 983	9 178	64	49	12	3	—	—	—	—	—	—
54143	Graphic design services	1 180	10 085	43 007	375	302	45	20	8	—	—	—	—	—
541430	Graphic design services	1 180	10 085	43 007	375	302	45	20	8	—	—	—	—	—
54149	Other specialized design services	168	1 794	7 726	55	44	8	2	1	—	—	—	—	—
541490	Other specialized design services	168	1 794	7 726	55	44	8	2	1	—	—	—	—	—
5415	Computer systems design & related services	28 961	378 741	1 575 804	2 407	1 751	242	179	151	48	28	7	—	1
54151	Computer systems design & related services	28 961	378 741	1 575 804	2 407	1 751	242	179	151	48	28	7	—	1
541511	Custom computer programming services	9 518	155 431	599 376	1 065	769	102	89	63	22	17	3	—	—
541512	Computer systems design services	7 541	121 016	455 578	902	651	102	59	59	21	8	2	—	—
541513	Computer facilities management services	(I)	(D)	(D)	67	48	6	3	5	2	—	2	—	1
541519	Other computer related services	(G)	(D)	(D)	373	283	32	28	24	3	3	—	—	—
5416	Management, sci & tech consulting services	16 654	198 319	845 950	2 994	2 420	290	151	92	28	6	4	2	1
54161	Management consulting services	12 914	149 596	646 466	2 393	1 965	221	106	66	24	5	4	1	1
541611	Admin & gen management consulting services	6 140	89 334	384 671	1 151	960	102	46	27	10	4	1	—	1
541612	Human res & exec search consulting services	3 186	27 259	118 711	464	358	52	27	20	4	1	1	—	—
541613	Marketing consulting services	1 817	17 045	76 674	518	444	43	19	9	2	—	1	—	—
541614	Process, phys dist & log consulting services	894	10 925	42 951	131	99	14	7	5	6	—	—	—	—
541618	Other management consulting services	877	5 033	23 459	129	104	10	7	5	2	—	1	—	—
54162	Environmental consulting services	1 625	22 443	80 470	246	158	42	28	14	3	1	—	—	—
541620	Environmental consulting services	1 625	22 443	80 470	246	158	42	28	14	3	1	—	—	—
54169	Oth scientific & technical consulting services	2 115	26 280	119 014	355	297	27	17	12	1	—	—	1	—
541690	Oth scientific & technical consulting services	2 115	26 280	119 014	355	297	27	17	12	1	—	—	1	—
5417	Scientific R&D services	10 396	161 559	648 729	398	195	55	62	45	18	14	5	4	—
54171	R&D in physical, engineering & life sciences	9 557	153 514	615 227	329	164	42	49	37	14	14	5	4	—
541710	R&D in physical, engineering & life sciences	9 557	153 514	615 227	329	164	42	49	37	14	14	5	4	—
54172	R&D in social sciences & humanities	839	8 045	33 502	69	31	13	13	8	4	—	—	—	—
541720	R&D in social sciences & humanities	839	8 045	33 502	69	31	13	13	8	4	—	—	—	—
5418	Advertising & related services	6 948	67 481	298 337	885	578	155	80	52	12	6	2	—	—
54181	Advertising agencies	2 149	28 160	126 303	283	177	52	29	17	6	2	—	—	—
541810	Advertising agencies	2 149	28 160	126 303	283	177	52	29	17	6	2	—	—	—
54182	Public relations agencies	833	8 101	37 341	123	89	13	12	6	2	1	—	—	—
541820	Public relations agencies	833	8 101	37 341	123	89	13	12	6	2	1	—	—	—
54183	Media buying agencies	67	475	1 927	19	14	3	2	—	—	—	—	—	—
541830	Media buying agencies	67	475	1 927	19	14	3	2	—	—	—	—	—	—
54184	Media representatives	672	6 255	26 828	58	34	11	5	6	1	1	—	—	—
541840	Media representatives	672	6 255	26 828	58	34	11	5	6	1	1	—	—	—
54185	Display advertising	506	4 724	19 489	64	39	9	8	8	—	—	—	—	—
541850	Display advertising	506	4 724	19 489	64	39	9	8	8	—	—	—	—	—
54186	Direct mail advertising	1 095	8 548	32 865	71	41	9	7	9	3	1	1	—	—
541860	Direct mail advertising	1 095	8 548	32 865	71	41	9	7	9	3	1	1	—	—
54187	Advertising material distribution services	464	2 395	12 983	13	8	1	2	1	—	—	1	—	—

See footnotes at end of table.



**Table 2. The State—Employees, Payroll, and Establishments by Industry: 2002—Con.**

[Excludes most government employees, railroad employees, and self-employed persons. Size class 1 to 4 includes establishments with payroll, but no employees, during mid-March pay period. (D) denotes figures withheld to avoid disclosing data for individual companies; the data are included in broader industry totals. For explanation of terms, abbreviations, and data reliability/comparability, see introductory text.]

NAICS code	Industry	Number of employees for week including March 12	Payroll (\$1,000)		Total number of establishments	Number of establishments by employment-size class									
			First quarter	Annual		1 to 4	5 to 9	10 to 19	20 to 49	50 to 99	100 to 249	250 to 499	500 to 999	1,000 or more	
<b>56</b>	<b>Admin, support, waste mgt, remediation services—Con.</b>														
561	Administrative & support services—Con.														
5617	Services to buildings & dwellings . . . . .	46 306	185 460	820 341	5 163	3 323	902	524	300	61	40	6	5	2	
56171	Exterminating & pest control services . . . . .	3 490	23 414	102 418	381	155	88	91	44	3	—	—	—	—	
561710	Exterminating & pest control services . . . . .	3 490	23 414	102 418	381	155	88	91	44	3	—	—	—	—	
56172	Janitorial services . . . . .	26 002	87 135	363 793	1 750	997	306	216	153	40	27	5	5	1	
561720	Janitorial services . . . . .	26 002	87 135	363 793	1 750	997	306	216	153	40	27	5	5	1	
56173	Landscaping services . . . . .	14 751	66 334	312 633	2 542	1 826	406	191	88	16	13	1	—	1	
561730	Landscaping services . . . . .	14 751	66 334	312 633	2 542	1 826	406	191	88	16	13	1	—	1	
56174	Carpet & upholstery cleaning services . . . . .	1 178	5 021	22 881	268	176	64	19	9	—	—	—	—	—	
561740	Carpet & upholstery cleaning services . . . . .	1 178	5 021	22 881	268	176	64	19	9	—	—	—	—	—	
56179	Other services to buildings & dwellings . . . . .	885	3 556	18 616	222	169	38	7	6	2	—	—	—	—	
561790	Other services to buildings & dwellings . . . . .	885	3 556	18 616	222	169	38	7	6	2	—	—	—	—	
5619	Other support services . . . . .	10 518	60 024	248 903	702	445	92	61	56	27	15	5	—	1	
56191	Packaging & labeling services . . . . .	1 390	8 510	34 232	65	30	6	8	14	5	1	1	—	—	
561910	Packaging & labeling services . . . . .	1 390	8 510	34 232	65	30	6	8	14	5	1	1	—	—	
56192	Convention & trade show organizers . . . . .	795	6 722	26 904	93	60	13	8	8	3	1	—	—	—	
561920	Convention & trade show organizers . . . . .	795	6 722	26 904	93	60	13	8	8	3	1	—	—	—	
56199	All other support services . . . . .	8 333	44 792	187 767	544	355	73	45	34	19	13	4	—	1	
561990	All other support services . . . . .	8 333	44 792	187 767	544	355	73	45	34	19	13	4	—	1	
562	Waste management & remediation services . . . . .	6 389	49 770	208 317	507	251	98	63	65	24	6	—	—	—	
5621	Waste collection . . . . .	3 690	26 805	112 397	217	94	36	29	36	18	4	—	—	—	
56211	Waste collection . . . . .	3 690	26 805	112 397	217	94	36	29	36	18	4	—	—	—	
562111	Solid waste collection . . . . .	3 360	24 444	102 197	180	73	29	25	33	16	4	—	—	—	
562112	Hazardous waste collection . . . . .	(C)	(D)	(D)	12	4	3	1	—	—	—	—	—	—	
562119	Other waste collection . . . . .	(C)	(D)	(D)	25	17	3	1	2	2	—	—	—	—	
5622	Waste treatment & disposal . . . . .	884	8 146	33 405	69	31	13	13	8	3	1	—	—	—	
56221	Waste treatment & disposal . . . . .	884	8 146	33 405	69	31	13	13	8	3	1	—	—	—	
562211	Hazardous waste treatment & disposal . . . . .	319	3 090	13 336	15	5	2	2	4	2	—	—	—	—	
562212	Solid waste landfill . . . . .	521	4 713	18 430	47	21	10	11	3	1	—	—	—	—	
562213	Solid waste combustors & incinerators . . . . .	(A)	(D)	(D)	2	2	—	—	—	—	—	—	—	—	
562219	Other nonhazardous waste treatment & disposal . . . . .	(B)	(D)	(D)	5	3	1	—	1	—	—	—	—	—	
5629	Remediation & oth waste management services . . . . .	1 815	14 819	62 515	221	126	49	21	21	3	1	—	—	—	
56291	Remediation services . . . . .	904	8 470	34 383	87	43	19	12	10	3	—	—	—	—	
562910	Remediation services . . . . .	904	8 470	34 383	87	43	19	12	10	3	—	—	—	—	
56292	Materials recovery facilities . . . . .	226	1 421	6 293	24	12	5	2	5	—	—	—	—	—	
562920	Materials recovery facilities . . . . .	226	1 421	6 293	24	12	5	2	5	—	—	—	—	—	
56299	All other waste management services . . . . .	685	4 928	21 839	110	71	25	7	6	—	1	—	—	—	
562991	Septic tank & related services . . . . .	(F)	(D)	(D)	104	69	24	6	5	—	—	—	—	—	
562998	All other miscellaneous waste management . . . . .	(C)	(D)	(D)	6	2	1	1	1	—	1	—	—	—	
<b>61</b>	<b>Educational services . . . . .</b>	<b>71 105</b>	<b>472 830</b>	<b>1 948 447</b>	<b>1 844</b>	<b>958</b>	<b>267</b>	<b>206</b>	<b>228</b>	<b>97</b>	<b>47</b>	<b>21</b>	<b>13</b>	<b>7</b>	
611	Educational services . . . . .	71 105	472 830	1 948 447	1 844	958	267	206	228	97	47	21	13	7	
6111	Elementary & secondary schools . . . . .	17 325	89 943	364 543	515	120	63	96	142	64	24	4	2	—	
61111	Elementary & secondary schools . . . . .	17 325	89 943	364 543	515	120	63	96	142	64	24	4	2	—	
611110	Elementary & secondary schools . . . . .	17 325	89 943	364 543	515	120	63	96	142	64	24	4	2	—	
6112	Junior colleges . . . . .	3 132	15 148	61 832	22	5	1	—	1	4	5	6	—	—	
61121	Junior colleges . . . . .	3 132	15 148	61 832	22	5	1	—	1	4	5	6	—	—	
611210	Junior colleges . . . . .	3 132	15 148	61 832	22	5	1	—	1	4	5	6	—	—	
6113	Colleges, universities & professional schools . . . . .	40 602	312 018	1 291 935	78	25	4	5	3	7	7	9	11	7	
61131	Colleges, universities & professional schools . . . . .	40 602	312 018	1 291 935	78	25	4	5	3	7	7	9	11	7	
611310	Colleges, universities & professional schools . . . . .	40 602	312 018	1 291 935	78	25	4	5	3	7	7	9	11	7	
6114	Business schools & computer & mgt training . . . . .	1 982	21 769	81 949	192	150	15	11	8	4	2	2	—	—	
61141	Business & secretarial schools . . . . .	87	342	1 437	5	2	1	—	2	—	—	—	—	—	
611410	Business & secretarial schools . . . . .	87	342	1 437	5	2	1	—	2	—	—	—	—	—	
61142	Computer training . . . . .	1 128	14 282	49 620	87	63	7	9	2	3	2	1	—	—	
611420	Computer training . . . . .	1 128	14 282	49 620	87	63	7	9	2	3	2	1	—	—	
61143	Professional, management development training . . . . .	767	7 145	30 892	100	85	7	2	4	1	—	1	—	—	
611430	Professional, management development training . . . . .	767	7 145	30 892	100	85	7	2	4	1	—	1	—	—	
6115	Technical & trade schools . . . . .	1 379	8 166	37 721	139	78	35	14	6	3	3	—	—	—	
61151	Technical & trade schools . . . . .	1 379	8 166	37 721	139	78	35	14	6	3	3	—	—	—	
611511	Cosmetology & barber schools . . . . .	206	944	4 210	43	23	15	5	—	—	—	—	—	—	
611512	Flight training . . . . .	110	549	2 218	20	11	5	4	—	—	—	—	—	—	
611513	Apprenticeship training . . . . .	34	104	787	10	9	—	—	1	—	—	—	—	—	
611519	Other technical & trade schools . . . . .	1 029	6 569	30 506	66	35	15	5	5	3	3	—	—	—	
6116	Other schools & instruction . . . . .	5 480	18 925	81 029	760	476	130	77	62	13	2	—	—	—	
61161	Fine arts schools . . . . .	1 607	6 012	24 534	293	186	63	28	13	3	—	—	—	—	
611610	Fine arts schools . . . . .	1 607	6 012	24 534	293	186	63	28	13	3	—	—	—	—	
61162	Sports & recreation instruction . . . . .	(G)	(D)	(D)	214	150	29	22	11	2	—	—	—	—	
611620	Sports & recreation instruction . . . . .	(G)	(D)	(D)	214	150	29	22	11	2	—	—	—	—	
61163	Language schools . . . . .	(B)	(D)	(D)	13	7	3	2	1	—	—	—	—	—	
611630	Language schools . . . . .	(B)	(D)	(D)	13	7	3	2	1	—	—	—	—	—	
61169	All other schools & instruction . . . . .	2 658	9 630	41 370	240	133	35	25	37	8	2	—	—	—	
611691	Exam preparation & tutoring . . . . .	1 225	2 898	12 492	123	65	20	13	22	3	—	—	—	—	
611692	Automobile driving schools . . . . .	418	1 471	6 621	26	14	3	4	3	1	—	—	—	—	
611699	All other miscellaneous schools & instruction . . . . .	1 015	5 261	22 257	91	54	12	8	12	4	1	—	—	—	
6117	Educational support services . . . . .	1 205	6 861	29 438	138	104	19	3	6	2	4	—	—	—	
61171	Educational support services . . . . .	1 205	6 861	29 438	138	104	19	3	6	2	4	—	—	—	
611710	Educational support services . . . . .	1 205	6 861	29 438	138	104	19	3	6	2	4	—	—	—	

See footnotes at end of table.

**Table 2. The State—Employees, Payroll, and Establishments by Industry: 2002—Con.**

[Excludes most government employees, railroad employees, and self-employed persons. Size class 1 to 4 includes establishments with payroll, but no employees, during mid-March pay period. (D) denotes figures withheld to avoid disclosing data for individual companies; the data are included in broader industry totals. For explanation of terms, abbreviations, and data reliability/comparability, see introductory text]

NAICS code	Industry	Number of employees for week including March 12	Payroll (\$1,000)		Total number of establishments	Number of establishments by employment-size class									
			First quarter	Annual		1 to 4	5 to 9	10 to 19	20 to 49	50 to 99	100 to 249	250 to 499	500 to 999	1,000 or more	
<b>62</b>	<b>Health care and social assistance</b>	<b>424 909</b>	<b>3 214 444</b>	<b>13 731 116</b>	<b>17 981</b>	<b>7 095</b>	<b>4 408</b>	<b>3 122</b>	<b>2 095</b>	<b>613</b>	<b>479</b>	<b>80</b>	<b>45</b>	<b>44</b>	
621	Ambulatory health care services	139 539	1 260 996	5 789 201	11 181	4 727	3 108	1 815	1 101	278	124	18	7	3	
6211	Offices of physicians	61 834	744 892	3 490 489	4 459	1 731	1 160	806	616	99	34	6	4	3	
621111	Offices of physicians	61 834	744 892	3 490 489	4 459	1 731	1 160	806	616	99	34	6	4	3	
6211111	Offices of physicians (exc mental health)	60 740	734 427	3 443 992	4 210	1 554	1 116	784	611	98	34	6	4	3	
6211112	Offices of physicians, mental health	1 094	10 465	46 497	249	177	44	22	5	1	—	—	—	—	
6212	Offices of dentists	18 990	164 604	776 821	2 535	752	1 172	507	100	3	1	—	—	—	
62121	Offices of dentists	18 990	164 604	776 821	2 535	752	1 172	507	100	3	1	—	—	—	
621210	Offices of dentists	18 990	164 604	776 821	2 535	752	1 172	507	100	3	1	—	—	—	
6213	Offices of other health practitioners	12 748	81 238	361 459	2 467	1 657	526	209	56	11	7	1	—	—	
62131	Offices of chiropractors	2 558	14 868	65 551	752	573	146	27	6	—	—	—	—	—	
621310	Offices of chiropractors	2 558	14 868	65 551	752	573	146	27	6	—	—	—	—	—	
62132	Offices of optometrists	3 506	23 654	106 713	595	306	187	84	16	2	—	—	—	—	
621320	Offices of optometrists	3 506	23 654	106 713	595	306	187	84	16	2	—	—	—	—	
62133	Offices of other mental health practitioners	960	5 693	24 543	281	234	27	12	6	2	—	—	—	—	
621330	Offices of other mental health practitioners	960	5 693	24 543	281	234	27	12	6	2	—	—	—	—	
62134	Offices of PT, OT, speech therapy & audiology	3 562	23 119	100 287	434	268	77	59	20	5	4	1	—	—	
621340	Offices of PT, OT, speech therapy & audiology	3 562	23 119	100 287	434	268	77	59	20	5	4	1	—	—	
62139	Offices of all other health practitioners	2 162	13 904	64 365	405	276	89	27	8	2	3	—	—	—	
621391	Offices of podiatrists	770	5 768	27 859	148	83	45	18	2	—	—	—	—	—	
621399	Offices of all other misc health practitioners	1 392	8 136	36 506	257	193	44	9	6	2	3	—	—	—	
6214	Outpatient care centers	11 139	87 882	380 985	578	197	105	123	112	23	14	3	1	—	
62141	Family planning centers	383	2 486	10 496	43	26	9	5	2	—	1	—	—	—	
621410	Family planning centers	383	2 486	10 496	43	26	9	5	2	—	1	—	—	—	
62142	Outpatient mental health, substance abuse ctrs	2 189	11 865	59 845	125	73	19	10	13	7	2	—	1	—	
621420	Outpatient mental health, substance abuse ctrs	2 189	11 865	59 845	125	73	19	10	13	7	2	—	1	—	
62149	Other outpatient care centers	8 567	73 531	310 644	410	98	77	108	97	16	11	3	—	—	
621491	HMO medical centers (E)	(D)	(D)	(D)	3	1	—	—	1	—	—	1	—	—	
621492	Kidney dialysis centers	2 405	20 964	77 373	102	6	7	44	35	9	1	—	—	—	
621493	Freestanding ambulatory surgery, emergency ctr	(G)	(D)	(D)	84	17	14	21	29	2	1	—	—	—	
621498	All other outpatient care centers	4 400	33 865	143 452	221	74	56	43	32	5	9	2	—	—	
6215	Medical & diagnostic laboratories	4 266	46 423	204 656	253	135	41	37	24	9	5	1	1	—	
62151	Medical & diagnostic laboratories	4 266	46 423	204 656	253	135	41	37	24	9	5	1	1	—	
621511	Medical laboratories	3 171	34 519	146 188	153	95	20	15	8	8	5	1	1	—	
621512	Diagnostic Imaging centers	1 095	11 904	58 468	100	40	21	22	16	1	—	—	—	—	
6216	Home health care services	26 593	114 399	480 139	671	164	65	91	160	125	60	6	—	—	
62161	Home health care services	26 593	114 399	480 139	671	164	65	91	160	125	60	6	—	—	
621610	Home health care services	26 593	114 399	480 139	671	164	65	91	160	125	60	6	—	—	
6219	Other ambulatory health care services	3 969	21 558	94 652	218	91	39	42	33	8	3	1	1	—	
62191	Ambulance services	1 645	6 994	29 874	109	36	19	28	19	6	1	—	—	—	
621910	Ambulance services	1 645	6 994	29 874	109	36	19	28	19	6	1	—	—	—	
62199	All other ambulatory health care services	2 324	14 564	64 778	109	55	20	14	14	2	2	1	1	—	
621991	Blood & organ banks	1 485	10 541	46 128	39	10	6	8	10	2	2	—	1	—	
621999	All oth misc ambulatory health care services	839	4 023	18 650	70	45	14	6	4	—	—	1	—	—	
622	Hospitals	143 039	1 329 820	5 355 244	186	18	7	8	6	13	19	39	37	39	
6221	General medical & surgical hospitals	127 709	1 197 384	4 803 706	150	13	5	6	4	6	16	31	35	34	
62211	General medical & surgical hospitals	127 709	1 197 384	4 803 706	150	13	5	6	4	6	16	31	35	34	
622110	General medical & surgical hospitals	127 709	1 197 384	4 803 706	150	13	5	6	4	6	16	31	35	34	
6222	Psychiatric & substance abuse hospitals	(J)	(D)	(D)	15	1	—	1	1	3	2	3	—	4	
62221	Psychiatric & substance abuse hospitals	(J)	(D)	(D)	15	1	—	1	1	3	2	3	—	4	
622210	Psychiatric & substance abuse hospitals	(J)	(D)	(D)	15	1	—	1	1	3	2	3	—	4	
6223	Other specialty hospitals	(I)	(D)	(D)	21	4	2	1	1	4	1	5	2	1	
62231	Other specialty hospitals	(I)	(D)	(D)	21	4	2	1	1	4	1	5	2	1	
622310	Other specialty hospitals	(I)	(D)	(D)	21	4	2	1	1	4	1	5	2	1	
623	Nursing & residential care facilities	89 482	422 213	1 744 571	2 305	592	382	373	411	228	298	20	—	1	
6231	Nursing care facilities	45 137	227 308	944 819	496	69	24	20	40	99	238	6	—	—	
62311	Nursing care facilities	45 137	227 308	944 819	496	69	24	20	40	99	238	6	—	—	
623110	Nursing care facilities	45 137	227 308	944 819	496	69	24	20	40	99	238	6	—	—	
6232	Residential mental retardation, health facil	14 702	68 825	279 736	846	238	234	230	97	29	14	3	—	1	
62321	Residential mental retardation facilities	12 481	58 029	235 969	692	184	193	201	77	20	13	3	—	1	
623210	Residential mental retardation facilities	12 481	58 029	235 969	692	184	193	201	77	20	13	3	—	1	
62322	Residential mental health, subst abuse facil	2 221	10 796	43 767	154	54	41	29	20	9	1	—	—	—	
623220	Residential mental health, subst abuse facil	2 221	10 796	43 767	154	54	41	29	20	9	1	—	—	—	
6233	Community care facilities for the elderly	25 495	105 144	432 662	740	219	68	76	238	91	37	11	—	—	
62331	Community care facilities for the elderly	25 495	105 144	432 662	740	219	68	76	238	91	37	11	—	—	
623311	Continuing care retirement communities	11 704	55 175	225 298	158	35	12	9	45	15	32	10	—	—	
623312	Homes for the elderly	13 791	49 969	207 364	582	184	56	67	193	76	5	1	—	—	
6239	Other residential care facilities	4 148	20 936	87 354	223	66	56	47	36	9	9	—	—	—	
62399	Other residential care facilities	4 148	20 936	87 354	223	66	56	47	36	9	9	—	—	—	
623990	Other residential care facilities	4 148	20 936	87 354	223	66	56	47	36	9	9	—	—	—	
624	Social assistance	52 849	201 415	842 100	4 309	1 758	911	926	577	94	38	3	1	1	

See footnotes at end of table.





**Table 2. The State—Employees, Payroll, and Establishments by Industry: 2002—Con.**

[Excludes most government employees, railroad employees, and self-employed persons. Size class 1 to 4 includes establishments with payroll, but no employees, during mid-March pay period. (D) denotes figures withheld to avoid disclosing data for individual companies; the data are included in broader industry totals. For explanation of terms, abbreviations, and data reliability/comparability, see introductory text.]

NAICS code	Industry	Number of employees for week including March 12	Payroll (\$1,000)		Total number of establishments	Number of establishments by employment-size class								
			First quarter	Annual		1 to 4	5 to 9	10 to 19	20 to 49	50 to 99	100 to 249	250 to 499	500 to 999	1,000 or more
<b>81</b>	<b>Other services (except public administration)—Con.</b>													
811	Repair & maintenance—Con.													
8114	Personal & household goods R&M—Con.													
81149	Other personal & household goods R&M ..	1 169	5 438	24 386	343	267	53	19	3	1	—	—	—	—
811490	Other personal & household goods R&M .....	1 169	5 438	24 386	343	267	53	19	3	1	—	—	—	—
812	Personal & laundry services .....	32 402	136 880	582 489	4 946	2 950	1 085	652	199	35	25	—	—	—
8121	Personal care services .....	10 162	37 796	161 061	2 076	1 329	466	228	44	6	3	—	—	—
81211	Hair, nail & skin care services .....	8 046	32 069	137 070	1 714	1 115	380	179	34	5	1	—	—	—
812111	Barber shops .....	(E)	(D)	(D)	109	94	13	1	1	—	—	—	—	—
812112	Beauty salons .....	7 459	29 650	126 870	1 498	935	347	177	33	5	1	—	—	—
812113	Nail salons .....	(E)	(D)	(D)	107	86	20	1	—	—	—	—	—	—
81219	Other personal care services .....	2 116	5 727	23 991	362	214	86	49	10	1	2	—	—	—
812191	Diet & weight reducing centers .....	968	2 707	11 136	98	44	26	20	5	1	2	—	—	—
812199	Other personal care services .....	1 148	3 020	12 855	264	170	60	29	5	—	—	—	—	—
8122	Death care services .....	4 803	27 343	117 180	653	300	174	138	41	—	—	—	—	—
81221	Funeral homes .....	3 887	23 105	99 450	499	219	136	108	36	—	—	—	—	—
812210	Funeral homes .....	3 887	23 105	99 450	499	219	136	108	36	—	—	—	—	—
81222	Cemeteries & crematories .....	916	4 238	17 730	154	81	38	30	5	—	—	—	—	—
812220	Cemeteries & crematories .....	916	4 238	17 730	154	81	38	30	5	—	—	—	—	—
8123	Drycleaning & laundry services .....	12 586	52 592	219 806	1 227	600	286	214	86	23	18	—	—	—
81231	Coin-operated laundries & drycleaners ..	1 718	5 079	20 301	385	281	58	33	11	2	—	—	—	—
812310	Coin-operated laundries & drycleaners ..	1 718	5 079	20 301	385	281	58	33	11	2	—	—	—	—
81232	Drycleaning & laundry services (exc coin-op) .....	6 658	22 190	93 460	768	310	218	171	62	7	—	—	—	—
812320	Drycleaning & laundry services (exc coin-op) .....	6 658	22 190	93 460	768	310	218	171	62	7	—	—	—	—
81233	Linen & uniform supply .....	4 210	25 323	106 045	74	9	10	10	13	14	18	—	—	—
812331	Linen supply .....	1 195	6 390	28 938	26	5	4	5	4	3	5	—	—	—
812332	Industrial launderers .....	3 015	18 933	77 107	48	4	6	5	9	11	13	—	—	—
8129	Other personal services .....	4 851	19 149	84 442	990	721	159	72	28	6	4	—	—	—
81291	Pet care (except veterinary) services .....	951	2 817	12 860	254	187	48	16	3	—	—	—	—	—
812910	Pet care (except veterinary) services .....	951	2 817	12 860	254	187	48	16	3	—	—	—	—	—
81292	Photofinishing .....	1 138	5 774	23 736	105	59	26	13	2	3	2	—	—	—
812921	Photofinishing laboratories (except one-hour) .....	969	5 056	20 865	67	35	15	10	2	3	2	—	—	—
812922	One-hour photofinishing .....	169	718	2 871	38	24	11	3	—	—	—	—	—	—
81293	Parking lots & garages .....	646	2 298	9 905	106	63	22	15	4	2	—	—	—	—
812930	Parking lots & garages .....	646	2 298	9 905	106	63	22	15	4	2	—	—	—	—
81299	All other personal services .....	2 116	8 260	37 941	525	412	63	28	19	1	2	—	—	—
812990	All other personal services .....	2 116	8 260	37 941	525	412	63	28	19	1	2	—	—	—
813	Religious, grantmaking, civic, prof & like organizations .....	79 984	320 432	1 331 632	10 288	6 265	2 308	918	567	164	52	13	1	—
8131	Religious organizations .....	57 936	199 443	818 338	7 765	4 601	1 854	722	445	111	25	6	1	—
81311	Religious organizations .....	57 936	199 443	818 338	7 765	4 601	1 854	722	445	111	25	6	1	—
813110	Religious organizations .....	57 936	199 443	818 338	7 765	4 601	1 854	722	445	111	25	6	1	—
8132	Grantmaking & giving services .....	3 621	28 329	121 768	383	247	64	36	21	11	2	2	—	—
81321	Grantmaking & giving services .....	3 621	28 329	121 768	383	247	64	36	21	11	2	2	—	—
813211	Grantmaking foundations .....	1 306	11 958	46 214	182	134	20	14	8	5	1	—	—	—
813212	Voluntary health organizations .....	1 306	8 600	43 701	94	53	23	11	2	2	1	2	—	—
813219	Other grantmaking & giving services .....	1 009	7 771	31 853	107	60	21	11	4	—	—	—	—	—
8133	Social advocacy organizations .....	1 801	11 313	46 759	302	189	71	28	11	2	1	—	—	—
81331	Social advocacy organizations .....	1 801	11 313	46 759	302	189	71	28	11	2	1	—	—	—
813311	Human rights organizations .....	353	2 656	11 457	44	26	10	6	1	—	—	—	—	—
813312	Environment & wildlife organizations .....	627	3 713	16 275	116	70	32	9	5	—	—	—	—	—
813319	Other social advocacy organizations .....	821	4 944	19 027	142	93	29	13	5	2	—	—	—	—
8134	Civic & social organizations .....	9 410	27 364	119 420	603	373	90	47	40	27	22	4	—	—
81341	Civic & social organizations .....	9 410	27 364	119 420	603	373	90	47	40	27	22	4	—	—
813410	Civic & social organizations .....	9 410	27 364	119 420	603	373	90	47	40	27	22	4	—	—
8139	Business, labor, political, like organizations ..	7 216	53 983	225 347	1 235	855	229	85	50	13	2	1	—	—
81391	Business associations .....	2 638	22 267	90 631	475	323	102	26	17	6	1	—	—	—
813910	Business associations .....	2 638	22 267	90 631	475	323	102	26	17	6	1	—	—	—
81392	Professional organizations .....	1 337	15 181	65 486	196	138	33	11	9	4	1	—	—	—
813920	Professional organizations .....	1 337	15 181	65 486	196	138	33	11	9	4	1	—	—	—
81393	Labor unions & similar labor organizations .....	1 069	3 088	12 346	181	105	50	18	7	1	—	—	—	—
813930	Labor unions & similar labor organizations .....	1 069	3 088	12 346	181	105	50	18	7	1	—	—	—	—
81394	Political organizations .....	168	1 007	5 314	56	49	4	—	3	—	—	—	—	—
813940	Political organizations .....	168	1 007	5 314	56	49	4	—	3	—	—	—	—	—
81399	Oth similar organizations (exc business, prof, labor, pol) .....	2 004	12 440	51 570	327	240	40	30	14	2	—	1	—	—
813990	Oth similar organizations (exc business, prof, labor, pol) .....	2 004	12 440	51 570	327	240	40	30	14	2	—	1	—	—
95	<b>Auxiliaries (exc corporate, subsidiary &amp; regional mgt) .....</b>	<b>31 786</b>	<b>373 967</b>	<b>1 471 609</b>	<b>430</b>	<b>109</b>	<b>69</b>	<b>65</b>	<b>83</b>	<b>42</b>	<b>30</b>	<b>21</b>	<b>5</b>	<b>6</b>
99	<b>Unclassified establishments .....</b>	<b>(G)</b>	<b>(D)</b>	<b>(D)</b>	<b>1 023</b>	<b>901</b>	<b>85</b>	<b>33</b>	<b>4</b>	<b>—</b>	<b>—</b>	<b>—</b>	<b>—</b>	<b>—</b>

Note: Employment-size classes are indicated as follows: A—0 to 19; B—20 to 99; C—100 to 249; E—250 to 499; F—500 to 999; G—1,000 to 2,499; H—2,500 to 4,999; I—5,000 to 9,999; J—10,000 to 24,999; K—25,000 to 49,999; L—50,000 to 99,999; M—100,000 or more.



**Table 3. The State—Employees and Annual Payroll by Employment-Size Class: 2002**

[Excludes most government employees, railroad employees, and self-employed persons. Size class 1 to 4 includes establishments with payroll, but no employees, during mid-March pay period. (D) denotes figures withheld to avoid disclosing data for individual companies; the data are included in broader industry totals. For explanation of terms, abbreviations, and data reliability/comparability, see introductory text]

NAICS code	Major group	Total	Employment-size class								
			1 to 4	5 to 9	10 to 19	20 to 49	50 to 99	100 to 249	250 to 499	500 to 999	1,000 or more
	<b>Total number of employees ..</b>	<b>3 322 004</b>	<b>190 697</b>	<b>275 438</b>	<b>360 843</b>	<b>576 421</b>	<b>426 704</b>	<b>499 858</b>	<b>322 178</b>	<b>251 244</b>	<b>418 621</b>
	<b>Total payroll, annual (\$1,000) .....</b>	<b>101 827 237</b>	<b>5 973 694</b>	<b>7 027 345</b>	<b>9 550 487</b>	<b>15 098 789</b>	<b>11 959 874</b>	<b>15 141 408</b>	<b>10 452 044</b>	<b>8 893 167</b>	<b>17 730 429</b>
<b>11</b>	<b>FORESTRY, FISHING, HUNTING, AND AGRICULTURE SUPPORT</b>										
	<b>Number of employees .....</b>	<b>5 870</b>	<b>1 131</b>	<b>1 325</b>	(D)	(D)	(D)	(D)	—	—	—
	<b>Payroll, annual (\$1,000) .....</b>	<b>140 403</b>	<b>28 726</b>	<b>29 244</b>	(D)	(D)	(D)	(D)	—	—	—
113	Forestry and logging										
	Number of employees .....	3 923	788	(D)	1 166	(D)	(D)	—	—	—	—
	Payroll, annual (\$1,000) .....	96 143	18 900	(D)	28 853	(D)	(D)	—	—	—	—
114	Fishing, hunting & trapping										
	Number of employees .....	(C)	(D)	(D)	(D)	(D)	—	—	—	—	—
	Payroll, annual (\$1,000) .....	(D)	(D)	(D)	(D)	(D)	—	—	—	—	—
115	Agriculture & forestry support activities										
	Number of employees .....	(G)	(D)	(D)	(D)	290	(D)	(D)	—	—	—
	Payroll, annual (\$1,000) .....	(D)	(D)	(D)	(D)	6 710	(D)	(D)	—	—	—
<b>21</b>	<b>MINING</b>										
	<b>Number of employees .....</b>	(H)	(D)	(D)	(D)	(D)	(D)	(D)	—	—	—
	<b>Payroll, annual (\$1,000) .....</b>	(D)	(D)	(D)	(D)	(D)	(D)	(D)	—	—	—
211	Oil & gas extraction										
	Number of employees .....	(A)	(D)	(D)	—	—	—	—	—	—	—
	Payroll, annual (\$1,000) .....	(D)	(D)	(D)	—	—	—	—	—	—	—
212	Mining (except oil & gas)										
	Number of employees .....	3 183	(D)	(D)	(D)	(D)	(D)	(D)	—	—	—
	Payroll, annual (\$1,000) .....	124 928	(D)	(D)	(D)	(D)	(D)	(D)	—	—	—
213	Mining support activities										
	Number of employees .....	(C)	(D)	(D)	(D)	(D)	—	—	—	—	—
	Payroll, annual (\$1,000) .....	(D)	(D)	(D)	(D)	(D)	—	—	—	—	—
<b>22</b>	<b>UTILITIES</b>										
	<b>Number of employees .....</b>	<b>18 463</b>	<b>259</b>	<b>475</b>	<b>934</b>	<b>2 376</b>	<b>3 138</b>	(D)	(D)	(D)	(D)
	<b>Payroll, annual (\$1,000) .....</b>	<b>1 127 499</b>	<b>18 853</b>	<b>15 810</b>	<b>42 485</b>	<b>115 203</b>	<b>155 241</b>	(D)	(D)	(D)	(D)
221	Utilities										
	Number of employees .....	18 463	259	475	934	2 376	3 138	(D)	(D)	(D)	(D)
	Payroll, annual (\$1,000) .....	1 127 499	18 853	15 810	42 485	115 203	155 241	(D)	(D)	(D)	(D)
<b>23</b>	<b>CONSTRUCTION</b>										
	<b>Number of employees .....</b>	<b>210 905</b>	<b>27 103</b>	<b>30 543</b>	<b>35 148</b>	<b>42 130</b>	<b>26 416</b>	<b>21 661</b>	<b>11 047</b>	<b>5 817</b>	<b>11 040</b>
	<b>Payroll, annual (\$1,000) .....</b>	<b>6 531 944</b>	<b>725 639</b>	<b>745 564</b>	<b>959 705</b>	<b>1 355 999</b>	<b>953 314</b>	<b>786 426</b>	<b>391 186</b>	<b>273 066</b>	<b>341 045</b>
233	Building, developing & general contracting										
	Number of employees .....	53 052	9 643	9 278	9 050	10 525	6 461	4 635	(D)	(D)	—
	Payroll, annual (\$1,000) .....	1 833 398	289 871	254 949	279 620	383 382	286 359	208 988	(D)	(D)	—
234	Heavy construction										
	Number of employees .....	31 383	1 180	1 931	3 119	4 938	5 286	3 948	(D)	3 257	(D)
	Payroll, annual (\$1,000) .....	1 034 698	36 068	47 879	91 322	164 443	176 626	135 398	(D)	141 336	(D)
235	Special trade contractors										
	Number of employees .....	126 470	16 280	19 334	22 979	26 667	14 669	13 078	5 313	(D)	(D)
	Payroll, annual (\$1,000) .....	3 663 848	399 700	442 736	588 763	808 174	490 329	442 040	194 479	(D)	(D)
<b>31-33</b>	<b>MANUFACTURING</b>										
	<b>Number of employees .....</b>	<b>613 450</b>	<b>6 358</b>	<b>11 247</b>	<b>21 488</b>	<b>51 177</b>	<b>65 495</b>	<b>133 756</b>	<b>122 312</b>	<b>104 946</b>	<b>96 671</b>
	<b>Payroll, annual (\$1,000) .....</b>	<b>20 397 713</b>	<b>235 985</b>	<b>311 574</b>	<b>626 688</b>	<b>1 536 978</b>	<b>2 069 833</b>	<b>4 349 358</b>	<b>3 929 950</b>	<b>3 592 506</b>	<b>3 744 841</b>
311	Food mfg										
	Number of employees .....	50 476	223	475	1 005	2 697	3 229	4 176	8 337	13 808	16 526
	Payroll, annual (\$1,000) .....	1 342 594	8 586	9 521	22 320	73 953	98 468	125 081	253 000	340 351	411 314
312	Beverage & tobacco product mfg										
	Number of employees .....	12 195	51	(D)	(D)	262	(D)	2 147	(D)	(D)	6 569
	Payroll, annual (\$1,000) .....	676 234	2 003	(D)	(D)	7 651	(D)	99 454	(D)	(D)	418 347
313	Textile mills										
	Number of employees .....	70 395	177	368	593	2 706	7 196	19 946	19 002	14 731	5 676
	Payroll, annual (\$1,000) .....	1 940 229	14 647	12 342	20 351	71 315	200 233	565 415	501 818	411 540	142 568
314	Textile product mills										
	Number of employees .....	17 220	212	(D)	613	1 500	1 775	4 001	4 464	(D)	(D)
	Payroll, annual (\$1,000) .....	418 796	4 786	(D)	12 691	33 585	42 856	94 365	112 590	(D)	(D)
315	Apparel manufacturing										
	Number of employees .....	36 787	214	(D)	1 027	3 398	4 287	8 524	8 718	7 890	(D)
	Payroll, annual (\$1,000) .....	814 637	7 142	(D)	18 328	69 182	79 597	190 685	191 393	201 503	(D)
316	Leather & allied product mfg										
	Number of employees .....	(G)	26	(D)	(D)	284	(D)	(D)	(D)	—	—
	Payroll, annual (\$1,000) .....	(D)	3 291	(D)	(D)	7 198	(D)	(D)	(D)	—	—
321	Wood product mfg										
	Number of employees .....	28 979	368	760	2 062	5 854	5 356	9 216	5 363	—	—
	Payroll, annual (\$1,000) .....	821 804	9 493	17 417	47 024	152 767	145 865	283 424	165 814	—	—
322	Paper mfg										
	Number of employees .....	19 775	(D)	(D)	(D)	1 612	2 759	6 278	1 302	(D)	4 603
	Payroll, annual (\$1,000) .....	824 328	(D)	(D)	(D)	54 973	99 530	243 607	62 220	(D)	222 809

See footnotes at end of table.

**Table 3. The State—Employees and Annual Payroll by Employment-Size Class: 2002—Con.**

[Excludes most government employees, railroad employees, and self-employed persons. Size class 1 to 4 includes establishments with payroll, but no employees, during mid-March pay period. (D) denotes figures withheld to avoid disclosing data for individual companies; the data are included in broader industry totals. For explanation of terms, abbreviations, and data reliability/comparability, see introductory text]

NAICS code	Major group	Employment-size class									
		Total	1 to 4	5 to 9	10 to 19	20 to 49	50 to 99	100 to 249	250 to 499	500 to 999	1,000 or more
<b>31-33</b>	<b>MANUFACTURING—Con.</b>										
323	Printing & related support activities										
	Number of employees .....	17 630	888	1 604	2 117	3 433	2 182	4 239	3 167	—	—
	Payroll, annual (\$1,000).....	575 801	27 651	39 787	63 043	112 367	76 115	147 848	108 990	—	—
324	Petroleum & coal products mfg										
	Number of employees .....	(F)	(D)	(D)	130	156	—	(D)	—	—	—
	Payroll, annual (\$1,000).....	(D)	(D)	(D)	4 275	5 942	—	(D)	—	—	—
325	Chemical mfg										
	Number of employees .....	36 263	207	435	831	2 023	3 626	5 798	5 544	8 025	9 774
	Payroll, annual (\$1,000).....	1 736 460	12 740	18 573	34 138	81 597	188 777	299 400	296 795	404 864	399 576
326	Plastics & rubber products mfg										
	Number of employees .....	41 644	166	317	837	3 794	6 031	13 429	6 801	4 244	6 025
	Payroll, annual (\$1,000).....	1 457 502	9 870	7 467	24 957	110 053	186 141	422 920	235 976	150 705	309 413
327	Nonmetallic mineral product mfg										
	Number of employees .....	21 685	261	928	1 909	2 775	(D)	3 928	4 431	(D)	(D)
	Payroll, annual (\$1,000).....	742 288	8 144	26 191	60 544	87 381	(D)	125 101	161 077	(D)	(D)
331	Primary metal mfg										
	Number of employees .....	6 790	63	66	294	549	685	2 097	939	(D)	(D)
	Payroll, annual (\$1,000).....	272 959	3 730	1 942	8 847	19 287	23 393	74 607	48 728	(D)	(D)
332	Fabricated metal product mfg										
	Number of employees .....	39 737	1 095	(D)	3 237	5 959	6 647	9 311	6 535	3 888	(D)
	Payroll, annual (\$1,000).....	1 314 165	30 851	(D)	103 299	202 431	228 684	321 671	226 145	123 480	(D)
333	Machinery mfg										
	Number of employees .....	33 337	376	759	1 725	3 855	4 022	9 519	6 267	2 986	3 828
	Payroll, annual (\$1,000).....	1 297 617	15 045	25 883	59 001	148 993	150 154	369 694	235 298	143 458	150 091
334	Computer & electronic product mfg										
	Number of employees .....	38 292	158	252	607	1 450	1 491	4 006	5 167	7 671	17 490
	Payroll, annual (\$1,000).....	1 748 643	12 373	10 329	20 688	59 077	58 654	138 611	169 664	348 363	930 884
335	Electrical equip, appliance & component mfg										
	Number of employees .....	25 134	(D)	(D)	379	423	(D)	4 813	6 772	8 380	(D)
	Payroll, annual (\$1,000).....	903 029	(D)	(D)	11 506	15 659	(D)	173 483	242 389	321 822	(D)
336	Transportation equipment mfg										
	Number of employees .....	30 666	157	(D)	769	1 479	(D)	4 615	8 245	7 514	(D)
	Payroll, annual (\$1,000).....	1 171 369	4 973	(D)	24 219	46 283	(D)	163 118	328 976	307 358	(D)
337	Furniture & related product mfg										
	Number of employees .....	67 599	813	1 225	1 831	4 731	6 875	13 537	16 518	13 152	8 917
	Payroll, annual (\$1,000).....	1 746 071	26 611	30 178	46 860	110 889	179 193	359 524	435 282	356 347	201 187
339	Miscellaneous mfg										
	Number of employees .....	16 671	742	904	(D)	2 237	2 345	3 610	3 674	(D)	—
	Payroll, annual (\$1,000).....	522 221	22 997	22 416	(D)	66 395	84 122	125 215	125 885	(D)	—
<b>42</b>	<b>WHOLESALE TRADE</b>										
	Number of employees .....	164 403	11 112	16 433	24 400	36 798	21 973	22 178	13 425	(D)	(D)
	Payroll, annual (\$1,000).....	6 772 910	470 229	612 039	962 676	1 482 841	876 070	944 541	626 852	(D)	(D)
421	Wholesale trade, durable goods										
	Number of employees .....	98 531	7 544	11 568	16 576	24 406	12 406	10 668	7 305	(D)	(D)
	Payroll, annual (\$1,000).....	4 248 028	327 224	442 679	676 192	1 043 014	545 435	511 455	336 936	(D)	(D)
422	Wholesale trade, nondurable goods										
	Number of employees .....	65 872	3 568	4 865	7 824	12 392	9 567	11 510	6 120	(D)	(D)
	Payroll, annual (\$1,000).....	2 524 882	143 005	169 360	286 484	439 827	330 635	433 086	289 916	(D)	(D)
<b>44-45</b>	<b>RETAIL TRADE</b>										
	Number of employees .....	439 685	32 149	64 870	68 865	91 028	75 709	68 301	30 226	8 537	—
	Payroll, annual (\$1,000).....	8 821 752	725 134	1 189 029	1 319 190	1 847 837	1 507 453	1 417 276	594 492	221 341	—
441	Motor vehicle & parts dealers										
	Number of employees .....	59 372	(D)	6 376	10 744	15 918	12 015	9 060	(D)	—	—
	Payroll, annual (\$1,000).....	1 983 236	(D)	162 085	253 423	530 175	489 019	383 996	(D)	—	—
442	Furniture & home furnishing stores										
	Number of employees .....	19 099	2 362	3 999	5 019	4 668	(D)	(D)	(D)	(D)	—
	Payroll, annual (\$1,000).....	441 925	56 105	85 896	122 207	112 276	(D)	(D)	(D)	(D)	—
443	Electronics & appliance stores										
	Number of employees .....	9 892	1 427	2 470	1 725	968	1 482	1 820	—	—	—
	Payroll, annual (\$1,000).....	227 692	35 368	50 670	43 426	28 993	34 150	35 085	—	—	—
444	Bldg material & garden equip & supp dealers										
	Number of employees .....	41 480	2 888	5 428	7 417	7 892	(D)	14 249	—	(D)	—
	Payroll, annual (\$1,000).....	1 123 051	77 666	139 206	207 311	255 394	(D)	291 180	—	(D)	—
445	Food & beverage stores										
	Number of employees .....	79 953	3 301	3 921	4 081	(D)	39 846	(D)	(D)	—	—
	Payroll, annual (\$1,000).....	1 228 873	75 107	57 311	63 398	(D)	594 279	(D)	(D)	—	—
446	Health & personal care stores										
	Number of employees .....	28 801	1 662	3 466	7 664	13 829	(D)	366	(D)	—	—
	Payroll, annual (\$1,000).....	594 720	45 493	72 432	156 586	234 155	(D)	6 447	(D)	—	—
447	Gasoline stations										
	Number of employees .....	28 518	4 428	12 913	7 295	2 115	(D)	(D)	(D)	—	—
	Payroll, annual (\$1,000).....	439 559	79 178	195 099	101 993	31 175	(D)	(D)	(D)	—	—
448	Clothing & clothing accessories stores										
	Number of employees .....	42 271	3 743	10 014	10 864	11 834	3 863	1 089	864	—	—
	Payroll, annual (\$1,000).....	559 048	69 867	147 302	135 713	126 884	46 790	14 086	18 406	—	—

See footnotes at end of table.

**Table 3. The State—Employees and Annual Payroll by Employment-Size Class: 2002—Con.**

[Excludes most government employees, railroad employees, and self-employed persons. Size class 1 to 4 includes establishments with payroll, but no employees, during mid-March pay period. (D) denotes figures withheld to avoid disclosing data for individual companies; the data are included in broader industry totals. For explanation of terms, abbreviations, and data reliability/comparability, see introductory text]

NAICS code	Major group	Employment-size class									
		Total	1 to 4	5 to 9	10 to 19	20 to 49	50 to 99	100 to 249	250 to 499	500 to 999	1,000 or more
<b>44-45</b>	<b>RETAIL TRADE—Con.</b>										
451	Sporting goods, hobby, book & music stores										
	Number of employees .....	14 989	1 794	3 229	(D)	4 137	1 931	(D)	(D)	—	—
	Payroll, annual (\$1,000).....	221 033	34 548	47 408	(D)	60 448	21 281	(D)	(D)	—	—
452	General merchandise stores										
	Number of employees .....	77 380	(D)	4 528	(D)	(D)	(D)	27 913	(D)	(D)	—
	Payroll, annual (\$1,000).....	1 220 337	(D)	58 355	(D)	(D)	(D)	429 484	(D)	(D)	—
453	Miscellaneous store retailers										
	Number of employees .....	23 675	4 601	6 261	5 696	5 119	(D)	(D)	—	—	—
	Payroll, annual (\$1,000).....	408 239	82 087	110 651	83 817	88 696	(D)	(D)	—	—	—
454	Nonstore retailers										
	Number of employees .....	14 255	1 206	2 265	2 950	2 238	(D)	1 974	(D)	1 688	—
	Payroll, annual (\$1,000).....	374 039	31 287	62 614	77 480	66 767	(D)	42 612	(D)	46 778	—
<b>48-49</b>	<b>TRANSPORTATION &amp; WAREHOUSING</b>										
	<b>Number of employees .....</b>	<b>93 644</b>	<b>5 009</b>	<b>5 284</b>	<b>8 196</b>	<b>14 186</b>	<b>12 673</b>	<b>15 599</b>	<b>7 291</b>	<b>5 778</b>	<b>19 628</b>
	<b>Payroll, annual (\$1,000).....</b>	<b>3 242 207</b>	<b>146 183</b>	<b>145 010</b>	<b>235 713</b>	<b>444 446</b>	<b>436 473</b>	<b>499 417</b>	<b>255 086</b>	<b>183 097</b>	<b>896 782</b>
481	Air transportation										
	Number of employees .....	13 941	71	86	235	(D)	(D)	(D)	(D)	(D)	(D)
	Payroll, annual (\$1,000).....	728 622	3 882	2 360	9 586	(D)	(D)	(D)	(D)	(D)	(D)
483	Water transportation										
	Number of employees .....	(E)	(D)	(D)	(D)	(D)	(D)	—	—	—	—
	Payroll, annual (\$1,000).....	(D)	(D)	(D)	(D)	(D)	(D)	—	—	—	—
484	Truck transportation										
	Number of employees .....	45 688	3 243	3 236	5 153	8 555	8 785	7 710	5 418	3 588	—
	Payroll, annual (\$1,000).....	1 492 468	86 325	83 640	151 567	274 532	294 645	279 818	186 940	135 001	—
485	Transit & ground passenger transportation										
	Number of employees .....	(H)	266	319	560	863	(D)	(D)	—	—	—
	Payroll, annual (\$1,000).....	(D)	4 373	3 635	7 263	15 132	(D)	(D)	—	—	—
486	Pipeline transportation										
	Number of employees .....	302	(D)	(D)	(D)	112	(D)	—	—	—	—
	Payroll, annual (\$1,000).....	15 388	(D)	(D)	(D)	6 929	(D)	—	—	—	—
487	Scenic & sightseeing transportation										
	Number of employees .....	(C)	(D)	(D)	(D)	(D)	(D)	—	—	—	—
	Payroll, annual (\$1,000).....	(D)	(D)	(D)	(D)	(D)	(D)	—	—	—	—
488	Transportation support activities										
	Number of employees .....	11 812	738	1 056	1 187	2 194	1 032	2 277	(D)	(D)	(D)
	Payroll, annual (\$1,000).....	373 083	26 357	34 449	36 964	77 157	25 769	70 239	(D)	(D)	(D)
492	Couriers & messengers										
	Number of employees .....	13 848	301	(D)	403	874	(D)	(D)	—	(D)	(D)
	Payroll, annual (\$1,000).....	399 715	8 977	(D)	9 999	18 473	(D)	(D)	—	(D)	(D)
493	Warehousing & storage										
	Number of employees .....	4 365	277	(D)	563	765	631	1 549	(D)	—	—
	Payroll, annual (\$1,000).....	120 212	11 152	(D)	16 327	21 322	17 308	35 427	(D)	—	—
<b>51</b>	<b>INFORMATION</b>										
	<b>Number of employees .....</b>	<b>74 363</b>	<b>2 613</b>	<b>3 305</b>	<b>6 403</b>	<b>12 201</b>	<b>13 066</b>	<b>12 749</b>	<b>10 167</b>	<b>7 499</b>	<b>6 360</b>
	<b>Payroll, annual (\$1,000).....</b>	<b>3 174 673</b>	<b>118 581</b>	<b>132 389</b>	<b>235 657</b>	<b>501 713</b>	<b>569 276</b>	<b>601 883</b>	<b>409 499</b>	<b>357 239</b>	<b>248 436</b>
511	Publishing industries										
	Number of employees .....	20 548	638	781	1 439	2 920	(D)	(D)	3 724	2 252	(D)
	Payroll, annual (\$1,000).....	906 463	28 775	35 287	59 585	121 256	(D)	(D)	142 083	117 833	(D)
512	Motion picture & sound recording industries										
	Number of employees .....	4 296	328	(D)	928	(D)	(D)	(D)	—	—	—
	Payroll, annual (\$1,000).....	66 236	9 605	(D)	19 376	(D)	(D)	(D)	—	—	—
513	Broadcasting & telecommunications										
	Number of employees .....	42 477	1 188	(D)	3 485	6 908	6 780	6 955	5 135	5 247	(D)
	Payroll, annual (\$1,000).....	1 889 380	60 480	(D)	133 899	324 735	331 258	318 113	213 022	239 406	(D)
514	Information & data processing services										
	Number of employees .....	7 042	459	(D)	551	(D)	(D)	(D)	1 308	—	—
	Payroll, annual (\$1,000).....	312 594	19 721	(D)	22 797	(D)	(D)	(D)	54 394	—	—
<b>52</b>	<b>FINANCE &amp; INSURANCE</b>										
	<b>Number of employees .....</b>	<b>196 699</b>	<b>13 615</b>	<b>17 935</b>	<b>17 742</b>	<b>23 748</b>	<b>13 965</b>	<b>17 623</b>	<b>16 014</b>	<b>23 795</b>	<b>52 262</b>
	<b>Payroll, annual (\$1,000).....</b>	<b>8 988 882</b>	<b>667 130</b>	<b>636 402</b>	<b>717 572</b>	<b>928 577</b>	<b>696 699</b>	<b>701 161</b>	<b>716 674</b>	<b>1 015 341</b>	<b>2 909 326</b>
521	Monetary authorities - central bank										
	Number of employees .....	(E)	—	—	—	—	—	—	(D)	—	—
	Payroll, annual (\$1,000).....	(D)	—	—	—	—	—	—	(D)	—	—
522	Credit intermediation & related activities										
	Number of employees .....	131 590	5 489	12 001	11 765	(D)	(D)	10 178	9 322	(D)	(D)
	Payroll, annual (\$1,000).....	5 832 381	328 335	382 389	403 604	(D)	(D)	380 760	371 088	(D)	(D)
523	Security, commodity contracts & like activity										
	Number of employees .....	(J)	1 994	(D)	(D)	(D)	(D)	1 681	(D)	—	—
	Payroll, annual (\$1,000).....	(D)	120 638	(D)	(D)	(D)	(D)	57 947	(D)	—	—

See footnotes at end of table.

**Table 3. The State—Employees and Annual Payroll by Employment-Size Class: 2002—Con.**

[Excludes most government employees, railroad employees, and self-employed persons. Size class 1 to 4 includes establishments with payroll, but no employees, during mid-March pay period. (D) denotes figures withheld to avoid disclosing data for individual companies; the data are included in broader industry totals. For explanation of terms, abbreviations, and data reliability/comparability, see introductory text]

NAICS code	Major group	Employment-size class									
		Total	1 to 4	5 to 9	10 to 19	20 to 49	50 to 99	100 to 249	250 to 499	500 to 999	1,000 or more
<b>52</b>	<b>FINANCE &amp; INSURANCE—Con.</b>										
524	Insurance carriers & related activities										
	Number of employees .....	52 461	6 056	(D)	4 360	5 811	4 754	5 764	(D)	(D)	(D)
	Payroll, annual (\$1,000).....	2 350 897	214 343	(D)	207 581	291 178	237 657	262 454	(D)	(D)	(D)
525	Funds, trusts, & other financial vehicles (part)										
	Number of employees .....	(F)	76	(D)	(D)	(D)	(D)	—	—	—	—
	Payroll, annual (\$1,000).....	(D)	3 814	(D)	(D)	(D)	(D)	—	—	—	—
<b>53</b>	<b>REAL ESTATE &amp; RENTAL &amp; LEASING</b>										
	Number of employees .....	49 252	9 879	9 455	8 791	7 317	4 458	4 351	2 998	2 003	—
	Payroll, annual (\$1,000).....	1 486 972	294 131	263 137	233 020	238 225	125 783	131 823	103 751	97 102	—
531	Real estate										
	Number of employees .....	32 023	8 122	5 574	4 010	4 660	3 235	(D)	(D)	(D)	—
	Payroll, annual (\$1,000).....	1 030 512	244 161	173 013	129 408	158 540	85 478	(D)	(D)	(D)	—
532	Rental & leasing services										
	Number of employees .....	(J)	(D)	(D)	(D)	(D)	(D)	(D)	(D)	(D)	—
	Payroll, annual (\$1,000).....	(D)	(D)	(D)	(D)	(D)	(D)	(D)	(D)	(D)	—
533	Lessors of other nonfinancial intangible asset										
	Number of employees .....	(F)	(D)	(D)	(D)	(D)	(D)	—	(D)	—	—
	Payroll, annual (\$1,000).....	(D)	(D)	(D)	(D)	(D)	(D)	—	(D)	—	—
<b>54</b>	<b>PROFESSIONAL, SCIENTIFIC &amp; TECHNICAL SERVICES</b>										
	Number of employees .....	154 959	20 185	19 248	24 772	29 993	16 686	15 307	9 669	6 580	12 519
	Payroll, annual (\$1,000).....	7 057 775	827 558	700 962	963 384	1 315 247	922 197	802 848	545 602	342 329	637 648
541	Professional, scientific & technical services										
	Number of employees .....	154 959	20 185	19 248	24 772	29 993	16 686	15 307	9 669	6 580	12 519
	Payroll, annual (\$1,000).....	7 057 775	827 558	700 962	963 384	1 315 247	922 197	802 848	545 602	342 329	637 648
<b>55</b>	<b>MANAGEMENT OF COMPANIES &amp; ENTERPRISES</b>										
	Number of employees .....	82 887	790	1 302	2 546	5 161	8 073	14 480	13 834	8 568	28 133
	Payroll, annual (\$1,000).....	5 031 969	59 993	87 471	180 733	304 517	501 117	877 266	722 104	382 718	1 916 050
551	Management of companies & enterprises										
	Number of employees .....	82 887	790	1 302	2 546	5 161	8 073	14 480	13 834	8 568	28 133
	Payroll, annual (\$1,000).....	5 031 969	59 993	87 471	180 733	304 517	501 117	877 266	722 104	382 718	1 916 050
<b>56</b>	<b>ADMIN, SUPPORT, WASTE MGT, REMEDIATION SERVICES</b>										
	Number of employees .....	209 802	9 190	10 107	13 740	26 357	28 251	44 681	28 469	17 026	31 981
	Payroll, annual (\$1,000).....	4 677 277	256 159	243 953	354 021	704 590	604 132	902 565	501 792	372 483	737 582
561	Administrative & support services										
	Number of employees .....	203 413	8 718	(D)	12 917	24 290	26 663	(D)	28 469	17 026	31 981
	Payroll, annual (\$1,000).....	4 468 960	243 977	(D)	326 688	636 663	547 368	(D)	501 792	372 483	737 582
562	Waste management & remediation services										
	Number of employees .....	6 389	472	(D)	823	2 067	1 588	(D)	—	—	—
	Payroll, annual (\$1,000).....	208 317	12 182	(D)	27 333	67 927	56 764	(D)	—	—	—
<b>61</b>	<b>EDUCATIONAL SERVICES</b>										
	Number of employees .....	71 105	1 482	(D)	2 762	7 140	6 408	(D)	7 836	(D)	27 079
	Payroll, annual (\$1,000).....	1 948 447	38 502	(D)	44 667	126 696	139 347	(D)	187 410	(D)	1 038 620
611	Educational services										
	Number of employees .....	71 105	1 482	(D)	2 762	7 140	6 408	(D)	7 836	(D)	27 079
	Payroll, annual (\$1,000).....	1 948 447	38 502	(D)	44 667	126 696	139 347	(D)	187 410	(D)	1 038 620
<b>62</b>	<b>HEALTH CARE AND SOCIAL ASSISTANCE</b>										
	Number of employees .....	424 909	13 445	29 576	41 960	62 690	42 348	70 268	27 186	32 594	104 842
	Payroll, annual (\$1,000).....	13 731 116	567 806	1 047 426	1 405 447	2 040 466	1 104 645	1 675 739	833 218	1 128 162	3 928 207
621	Ambulatory health care services										
	Number of employees .....	139 539	9 217	20 740	24 210	32 719	18 962	18 013	(D)	(D)	(D)
	Payroll, annual (\$1,000).....	5 789 201	455 499	893 862	1 131 340	1 558 469	687 838	596 292	(D)	(D)	(D)
622	Hospitals										
	Number of employees .....	143 039	(D)	(D)	(D)	(D)	1 007	3 427	14 137	(D)	97 110
	Payroll, annual (\$1,000).....	5 355 244	(D)	(D)	(D)	(D)	34 327	103 409	502 700	(D)	3 778 957
623	Nursing & residential care facilities										
	Number of employees .....	89 482	(D)	(D)	(D)	(D)	16 087	43 449	(D)	—	(D)
	Payroll, annual (\$1,000).....	1 744 571	(D)	(D)	(D)	(D)	285 802	883 659	(D)	—	(D)
624	Social assistance										
	Number of employees .....	52 849	3 171	(D)	(D)	16 330	6 292	5 379	(D)	(D)	(D)
	Payroll, annual (\$1,000).....	842 100	66 329	(D)	(D)	260 383	96 678	92 379	(D)	(D)	(D)

See footnotes at end of table.

**Table 3. The State—Employees and Annual Payroll by Employment-Size Class: 2002—Con.**

[Excludes most government employees, railroad employees, and self-employed persons. Size class 1 to 4 includes establishments with payroll, but no employees, during mid-March pay period. (D) denotes figures withheld to avoid disclosing data for individual companies; the data are included in broader industry totals. For explanation of terms, abbreviations, and data reliability/comparability, see introductory text]

NAICS code	Major group	Total	Employment-size class									
			1 to 4	5 to 9	10 to 19	20 to 49	50 to 99	100 to 249	250 to 499	500 to 999	1,000 or more	
<b>71</b>	<b>ARTS, ENTERTAINMENT &amp; RECREATION</b>											
	Number of employees .....	43 165	2 131	2 965	5 234	11 138	6 533	7 771	(D)	(D)	(D)	
	Payroll, annual (\$1,000) .....	995 966	73 329	53 169	109 407	182 354	161 204	286 693	(D)	(D)	(D)	
711	Performing arts, spectator sports & related industries											
	Number of employees .....	8 540	705	553	880	1 247	(D)	(D)	(D)	—	(D)	
	Payroll, annual (\$1,000) .....	427 845	32 811	15 332	45 960	41 142	(D)	(D)	(D)	—	(D)	
712	Museums, historical sites & like institutions											
	Number of employees .....	2 437	181	204	320	333	(D)	(D)	—	(D)	—	
	Payroll, annual (\$1,000) .....	51 879	4 236	3 949	5 495	6 331	(D)	(D)	—	(D)	—	
713	Amusement, gambling & recreation industries											
	Number of employees .....	32 188	1 245	2 208	4 034	9 558	(D)	(D)	(D)	—	(D)	
	Payroll, annual (\$1,000) .....	516 242	36 282	33 888	57 952	134 881	(D)	(D)	(D)	—	(D)	
<b>72</b>	<b>ACCOMMODATION &amp; FOOD SERVICES</b>											
	Number of employees .....	284 263	7 382	17 300	45 312	119 465	61 682	22 673	5 934	(D)	(D)	
	Payroll, annual (\$1,000) .....	3 291 025	193 929	194 848	486 627	1 259 083	685 375	285 303	78 740	(D)	(D)	
721	Accommodation											
	Number of employees .....	36 320	1 082	1 984	6 196	10 275	3 956	(D)	1 983	(D)	(D)	
	Payroll, annual (\$1,000) .....	609 037	28 984	31 030	85 908	135 669	68 817	(D)	37 226	(D)	(D)	
722	Food services & drinking places											
	Number of employees .....	247 943	6 300	15 316	39 116	109 190	57 726	(D)	3 951	(D)	—	
	Payroll, annual (\$1,000) .....	2 681 988	164 945	163 818	400 719	1 123 414	616 558	(D)	41 514	(D)	—	
<b>81</b>	<b>OTHER SERVICES (EXCEPT PUBLIC ADMINISTRATION)</b>											
	Number of employees .....	147 323	25 909	31 100	28 998	28 094	15 750	12 159	(D)	(D)	—	
	Payroll, annual (\$1,000) .....	2 783 266	483 818	559 815	564 439	522 755	310 391	247 504	(D)	(D)	—	
811	Repair & maintenance											
	Number of employees .....	34 937	8 376	9 099	8 065	5 460	(D)	(D)	(D)	—	—	
	Payroll, annual (\$1,000) .....	869 145	191 091	225 991	213 088	126 468	(D)	(D)	(D)	—	—	
812	Personal & laundry services											
	Number of employees .....	32 402	5 045	7 314	8 617	5 461	(D)	(D)	—	—	—	
	Payroll, annual (\$1,000) .....	582 489	90 802	114 675	147 479	102 219	(D)	(D)	—	—	—	
813	Religious, grantmaking, civic, prof & like organizations											
	Number of employees .....	79 984	12 488	14 687	12 316	17 173	10 894	7 547	(D)	(D)	—	
	Payroll, annual (\$1,000) .....	1 331 632	201 925	219 149	203 872	294 068	192 308	131 259	(D)	(D)	—	
<b>95</b>	<b>AUXILIARIES (EXC CORPORATE, SUBSIDIARY &amp; REGIONAL MGT)</b>											
	Number of employees .....	31 786	216	456	900	2 576	2 884	5 007	6 981	3 534	9 232	
	Payroll, annual (\$1,000) .....	1 471 609	17 623	23 263	43 882	93 575	110 976	206 306	358 157	130 435	487 392	
<b>99</b>	<b>UNCLASSIFIED ESTABLISHMENTS</b>											
	Number of employees .....	(G)	(D)	(D)	(D)	(D)	—	—	—	—	—	
	Payroll, annual (\$1,000) .....	(D)	(D)	(D)	(D)	(D)	—	—	—	—	—	

Note: Employment-size classes are indicated as follows: A—0 to 19; B—20 to 99; C—100 to 249; E—250 to 499; F—500 to 999; G—1,000 to 2,499; H—2,500 to 4,999; I—5,000 to 9,999; J—10,000 to 24,999; K—25,000 to 49,999; L—50,000 to 99,999; M—100,000 or more.

**Table 4. The State—Establishments With 1,000 Employees or More by Major Group and Employment-Size Class: 2002**

[Excludes most government employees, railroad employees, and self-employed persons. For explanation of terms, abbreviations, and data reliability/comparability, see introductory text]

NAICS code	Major group	Total number of establishments	Number of establishments by employment-size class			
			1,000 to 1,499	1,500 to 2,499	2,500 to 4,999	5,000 or more
	<b>Total</b> .....	<b>192</b>	<b>94</b>	<b>53</b>	<b>34</b>	<b>11</b>
<b>22</b>	<b>Utilities</b> .....	<b>2</b>	—	<b>1</b>	<b>1</b>	—
221	Utilities .....	2	—	1	1	—
<b>23</b>	<b>Construction</b> .....	<b>6</b>	<b>3</b>	<b>2</b>	<b>1</b>	—
234	Heavy construction .....	3	1	2	—	—
235	Special trade contractors .....	3	2	—	1	—
<b>31-33</b>	<b>Manufacturing</b> .....	<b>52</b>	<b>32</b>	<b>12</b>	<b>7</b>	<b>1</b>
311	Food mfg .....	9	5	3	1	—
312	Beverage & tobacco product mfg .....	3	—	2	1	—
313	Textile mills .....	3	2	—	1	—
314	Textile product mills .....	2	2	—	—	—
315	Apparel manufacturing .....	2	2	—	—	—
322	Paper mfg .....	4	4	—	—	—
325	Chemical mfg .....	6	3	2	1	—
326	Plastics & rubber products mfg .....	3	1	1	1	—
327	Nonmetallic mineral product mfg .....	1	—	1	—	—
331	Primary metal mfg .....	1	1	—	—	—
332	Fabricated metal product mfg .....	1	1	—	—	—
333	Machinery mfg .....	3	3	—	—	—
334	Computer & electronic product mfg .....	4	—	—	1	1
335	Electrical equip, appliance & component mfg .....	2	2	—	—	—
336	Transportation equipment mfg .....	4	3	1	—	—
337	Furniture & related product mfg .....	4	1	2	1	—
<b>42</b>	<b>Wholesale trade</b> .....	<b>4</b>	<b>1</b>	<b>2</b>	<b>1</b>	—
421	Wholesale trade, durable goods .....	2	—	2	—	—
422	Wholesale trade, nondurable goods .....	2	1	—	1	—
<b>48-49</b>	<b>Transportation &amp; warehousing</b> .....	<b>5</b>	—	<b>2</b>	<b>1</b>	<b>2</b>
481	Air transportation .....	2	—	1	—	1
488	Transportation support activities .....	1	—	1	—	—
492	Couriers & messengers .....	2	—	—	1	1
<b>51</b>	<b>Information</b> .....	<b>4</b>	<b>2</b>	<b>2</b>	—	—
511	Publishing industries .....	1	1	—	—	—
513	Broadcasting & telecommunications .....	3	1	2	—	—
<b>52</b>	<b>Finance &amp; insurance</b> .....	<b>28</b>	<b>16</b>	<b>9</b>	<b>2</b>	<b>1</b>
522	Credit intermediation & related activities .....	22	11	8	2	1
524	Insurance carriers & related activities .....	6	5	1	—	—
<b>54</b>	<b>Professional, scientific &amp; technical services</b> .....	<b>4</b>	<b>2</b>	<b>1</b>	—	<b>1</b>
541	Professional, scientific & technical services .....	4	2	1	—	1
<b>55</b>	<b>Management of companies &amp; enterprises</b> .....	<b>11</b>	<b>1</b>	<b>4</b>	<b>6</b>	—
551	Management of companies & enterprises .....	11	1	4	6	—
<b>56</b>	<b>Admin, support, waste mgt, remediation services</b> .....	<b>15</b>	<b>7</b>	<b>4</b>	<b>3</b>	<b>1</b>
561	Administrative & support services .....	15	7	4	3	1
<b>61</b>	<b>Educational services</b> .....	<b>7</b>	<b>3</b>	<b>2</b>	<b>1</b>	<b>1</b>
611	Educational services .....	7	3	2	1	1
<b>62</b>	<b>Health care and social assistance</b> .....	<b>44</b>	<b>21</b>	<b>9</b>	<b>10</b>	<b>4</b>
621	Ambulatory health care services .....	3	1	2	—	—
622	Hospitals .....	39	19	6	10	4
623	Nursing & residential care facilities .....	1	—	1	—	—
624	Social assistance .....	1	1	—	—	—
<b>71</b>	<b>Arts, entertainment &amp; recreation</b> .....	<b>2</b>	—	<b>2</b>	—	—
711	Performing arts, spectator sports & related industries .....	1	—	1	—	—
713	Amusement, gambling & recreation industries .....	1	—	1	—	—
<b>72</b>	<b>Accommodation &amp; food services</b> .....	<b>2</b>	<b>2</b>	—	—	—
721	Accommodation .....	2	2	—	—	—
<b>95</b>	<b>Auxiliaries (exc corporate, subsidiary &amp; regional mgt)</b> .....	<b>6</b>	<b>4</b>	<b>1</b>	<b>1</b>	—

**Table 5. The State—Employees, Payroll, and Establishments by County: 2002 and 2001**

[Excludes most government employees, railroad employees, and self-employed persons. (D) denotes figures withheld to avoid disclosing data for individual companies; the data are included in broader industry totals. For explanation of terms, abbreviations, and data reliability/comparability, see introductory text]

County	2002				2001			
	Number of establishments	Number of employees for week including March 12	Payroll (\$1,000)		Number of establishments	Number of employees for week including March 12	Payroll (\$1,000)	
			First quarter	Annual			First quarter	Annual
<b>Total</b> .....	<b>207 562</b>	<b>3 322 004</b>	<b>25 506 330</b>	<b>101 827 237</b>	<b>204 075</b>	<b>3 431 554</b>	<b>26 088 304</b>	<b>103 027 199</b>
Alamance .....	3 308	54 710	351 416	1 431 307	3 355	60 291	386 024	1 562 231
Alexander .....	573	8 054	45 763	181 708	587	9 035	50 113	200 854
Alleghany .....	295	2 573	13 223	55 087	289	2 959	14 111	58 890
Anson .....	453	5 478	31 783	136 120	463	6 095	35 006	143 258
Ashe .....	561	5 573	28 162	129 456	544	5 740	30 012	127 890
Avery .....	541	5 695	25 235	105 299	567	6 206	30 202	127 777
Beaufort .....	1 166	13 854	81 853	343 553	1 151	15 307	85 570	344 565
Bertie .....	380	5 078	24 466	100 849	371	5 175	23 397	100 462
Bladen .....	504	10 753	57 800	231 843	522	11 385	58 233	234 853
Brunswick .....	1 903	17 488	111 132	450 194	1 700	17 616	120 586	454 408
Buncombe .....	6 529	93 830	613 010	2 532 326	6 454	96 722	607 167	2 573 397
Burke .....	1 604	27 109	176 583	722 071	1 557	31 625	182 541	739 114
Cabarrus .....	3 409	52 010	387 352	1 592 836	3 253	51 858	381 410	1 526 495
Caldwell .....	1 551	27 608	173 719	686 339	1 559	30 193	179 213	710 318
Camden .....	117	536	2 379	10 721	107	525	2 191	9 853
Carteret .....	1 899	17 332	83 723	368 403	1 887	17 396	82 823	357 030
Caswell .....	237	1 749	6 998	29 990	230	1 697	6 980	28 487
Catawba .....	4 400	90 460	605 162	2 491 895	4 439	94 955	650 655	2 592 181
Chatham .....	993	12 926	76 064	308 903	933	13 238	77 898	319 613
Cherokee .....	625	6 271	32 883	144 729	618	7 490	37 876	158 241
Chowan .....	362	4 237	22 656	99 241	361	4 346	24 141	101 971
Clay .....	234	1 495	6 651	29 982	232	1 525	6 953	29 702
Cleveland .....	2 184	31 995	207 171	856 234	2 147	32 432	208 043	816 609
Columbus .....	1 182	13 564	79 135	326 497	1 181	14 083	77 408	317 682
Craven .....	2 171	27 112	176 002	735 253	2 160	27 298	175 240	721 977
Cumberland .....	5 294	83 030	492 306	2 089 858	5 250	86 042	512 408	2 095 753
Currituck .....	537	3 912	17 220	85 094	454	3 101	13 328	63 086
Dare .....	1 861	13 568	61 273	325 295	1 729	12 539	54 917	291 759
Davidson .....	2 849	41 349	256 083	1 083 780	2 700	42 878	263 277	1 071 288
Davie .....	725	9 303	54 091	223 649	697	8 954	50 918	217 084
Duplin .....	911	11 647	58 792	242 939	896	11 400	55 228	235 001
Durham .....	5 942	164 125	1 855 288	7 057 717	5 964	169 763	1 877 982	7 342 117
Edgecombe .....	1 007	24 209	164 271	672 526	957	19 200	122 781	494 186
Forsyth .....	8 532	169 843	1 445 143	5 797 639	8 493	177 802	1 476 564	5 781 863
Franklin .....	836	8 224	52 168	217 525	756	7 650	48 497	204 651
Gaston .....	4 019	60 973	392 731	1 617 006	4 105	63 443	408 741	1 649 718
Gates .....	132	1 006	5 011	20 840	129	940	4 310	17 761
Graham .....	161	1 933	10 583	46 557	187	1 851	10 915	41 535
Granville .....	813	14 694	103 369	419 714	776	14 195	97 322	385 869
Greene .....	226	1 743	7 531	32 575	216	1 945	8 207	34 010
Guilford .....	13 585	251 444	2 030 709	8 174 767	13 615	262 272	2 098 914	8 311 628
Halifax .....	1 149	14 021	75 765	327 394	1 113	14 361	81 222	336 224
Harnett .....	1 532	18 785	98 578	413 670	1 435	19 632	100 168	412 778
Haywood .....	1 443	15 153	80 847	347 152	1 411	14 469	82 786	341 620
Henderson .....	2 406	30 906	207 674	883 368	2 302	30 809	203 778	863 239
Hertford .....	546	7 665	42 727	175 825	547	7 466	41 347	170 547
Hoke .....	306	4 466	23 267	101 782	272	4 909	27 759	115 091
Hyde .....	171	872	3 879	19 433	177	1 079	3 837	19 102
Iredell .....	3 557	53 105	350 439	1 484 641	3 360	50 374	336 000	1 395 052
Jackson .....	953	8 773	46 094	203 238	906	8 497	42 966	190 604
Johnston .....	2 753	30 218	180 170	765 113	2 561	29 519	174 727	731 862
Jones .....	143	1 120	5 929	25 782	154	1 212	6 768	28 880
Lee .....	1 386	22 535	141 162	598 327	1 384	23 283	145 832	604 404
Lenoir .....	1 478	23 698	139 901	596 376	1 492	26 375	157 058	642 403
Lincoln .....	1 416	17 262	103 687	442 227	1 347	19 729	117 978	485 000
McDowell .....	749	14 040	79 548	337 587	776	15 091	84 440	335 472
Macon .....	1 140	9 399	51 111	223 281	1 087	8 840	47 909	214 649
Madison .....	318	3 443	15 225	66 465	309	3 194	15 222	64 883
Martin .....	525	6 450	33 602	134 194	530	5 758	28 513	118 006
Mecklenburg .....	24 713	519 735	5 673 329	20 741 606	24 341	537 703	5 769 243	21 086 245
Mitchell .....	403	5 347	30 068	124 910	386	4 561	23 918	100 567
Montgomery .....	550	8 864	53 438	217 575	537	9 448	51 631	206 962
Moore .....	2 120	26 324	160 641	688 523	2 088	27 132	164 646	697 579
Nash .....	2 227	32 299	198 634	850 051	2 271	38 680	256 871	1 095 702
New Hanover .....	6 163	76 529	504 993	2 122 204	6 055	79 611	527 635	2 162 496
Northampton .....	325	2 797	15 291	66 149	320	2 901	16 178	68 456
Onslow .....	2 552	29 166	133 097	560 647	2 562	29 978	132 505	559 202
Orange .....	2 953	35 807	271 247	1 096 704	2 930	39 354	295 531	1 175 831
Pamlico .....	220	1 667	7 879	36 353	218	1 717	7 790	35 605
Pasquotank .....	932	10 905	58 291	255 765	918	10 692	54 965	238 399
Pender .....	781	5 806	29 308	123 714	686	5 334	26 481	108 491
Perquimans .....	183	1 365	6 452	27 027	185	1 379	5 979	25 814
Person .....	787	10 247	73 183	294 893	726	9 901	64 450	257 906
Pitt .....	3 257	51 462	313 894	1 332 761	3 221	54 431	326 869	1 347 501
Polk .....	475	3 808	19 664	79 937	452	3 813	19 209	77 299
Randolph .....	2 723	43 424	247 979	1 049 922	2 740	45 241	259 839	1 061 138
Richmond .....	980	12 741	65 541	273 830	971	13 459	72 062	285 465
Robeson .....	1 987	31 103	165 908	676 586	1 994	32 315	167 321	678 907
Rockingham .....	1 831	27 172	168 553	705 142	1 794	27 766	174 758	702 550
Rowan .....	2 604	43 311	291 481	1 228 412	2 519	44 203	296 730	1 182 022
Rutherford .....	1 355	19 008	108 862	453 400	1 301	21 368	125 096	513 981
Sampson .....	1 018	13 140	71 215	306 281	1 025	13 663	73 332	303 405
Scotland .....	698	15 219	91 606	363 754	707	16 833	91 452	375 201
Stanly .....	1 405	17 692	105 681	425 708	1 400	17 754	102 828	426 255
Stokes .....	638	5 503	32 018	123 411	606	5 618	32 296	118 590
Surry .....	1 811	31 763	189 310	772 052	1 821	34 073	204 086	815 946
Swain .....	451	5 630	29 115	139 739	407	5 799	24 945	116 366
Transylvania .....	756	8 226	47 993	191 197	757	9 447	62 112	256 234
Tyrrell .....	79	410	1 603	8 384	78	335	1 322	6 932
Union .....	3 377	41 272	279 557	1 188 004	2 980	40 042	267 932	1 117 896

See footnotes at end of table.

**Table 5. The State—Employees, Payroll, and Establishments by County: 2002 and 2001—Con.**

[Excludes most government employees, railroad employees, and self-employed persons. (D) denotes figures withheld to avoid disclosing data for individual companies; the data are included in broader industry totals. For explanation of terms, abbreviations, and data reliability/comparability, see introductory text]

County	2002				2001			
	Number of establishments	Number of employees for week including March 12	Payroll (\$1,000)		Number of establishments	Number of employees for week including March 12	Payroll (\$1,000)	
			First quarter	Annual			First quarter	Annual
Vance .....	927	13 472	75 973	324 529	906	15 434	83 807	341 345
Wake .....	21 109	340 064	2 933 518	11 752 751	20 812	355 071	3 060 801	12 221 297
Warren .....	245	2 205	9 992	42 408	265	2 292	11 404	42 228
Washington .....	280	3 825	33 145	133 336	280	3 796	32 380	131 411
Watauga .....	1 579	15 538	76 052	334 173	1 565	16 295	75 961	326 638
Wayne .....	2 338	37 854	221 608	928 747	2 317	38 610	219 534	910 540
Wilkes .....	1 304	23 729	186 927	686 028	1 334	24 575	213 026	719 234
Wilson .....	1 808	34 102	237 183	965 785	1 784	35 132	228 406	944 689
Yadkin .....	642	8 300	45 437	190 878	659	8 622	45 798	189 105
Yancey .....	348	3 479	16 787	74 488	346	3 484	18 665	73 525
<b>Statewide .....</b>	<b>46</b>	<b>21 290</b>	<b>117 382</b>	<b>515 301</b>	<b>57</b>	<b>9 928</b>	<b>62 098</b>	<b>275 261</b>

Note: Employment-size classes are indicated as follows: A—0 to 19; B—20 to 99; C—100 to 249; E—250 to 499; F—500 to 999; G—1,000 to 2,499; H—2,500 to 4,999; I—5,000 to 9,999; J—10,000 to 24,999; K—25,000 to 49,999; L—50,000 to 99,999; M—100,000 or more.



**Table 6. Counties—Employees, Payroll, and Establishments by Industry: 2002**

[Excludes most government employees, railroad employees, and self-employed persons. Size class 1 to 4 includes establishments with payroll, but no employees, during mid-March pay period. (D) denotes figures withheld to avoid disclosing data for individual companies; the data are included in broader industry totals. Detailed industries with 100 or more employees are shown if industry was not a (D). For explanation of terms, abbreviations, and data reliability/comparability, see introductory text]

NAICS code	Industry	Number of employees for week including March 12	Payroll (\$1,000)		Total number of establishments	Number of establishments by employment-size class								
			First quarter	Annual		1 to 4	5 to 9	10 to 19	20 to 49	50 to 99	100 to 249	250 to 499	500 to 999	1,000 or more
<b>ALAMANCE</b>														
	<b>Total</b> .....	<b>54 710</b>	<b>351 416</b>	<b>1 431 307</b>	<b>3 308</b>	<b>1 650</b>	<b>681</b>	<b>440</b>	<b>332</b>	<b>113</b>	<b>65</b>	<b>20</b>	<b>5</b>	<b>2</b>
11	Forestry, fishing, hunting, and agriculture support .....	54	262	1 291	4	2	—	1	1	—	—	—	—	—
21	Mining .....	66	523	2 168	3	—	—	1	2	—	—	—	—	—
22	Utilities .....	142	1 785	6 276	6	—	2	2	1	1	—	—	—	—
221	Utilities .....	142	1 785	6 276	6	—	2	2	1	1	—	—	—	—
23	Construction .....	3 144	20 502	86 413	455	294	89	39	26	4	3	—	—	—
233	Building, developing & general contracting .....	478	3 366	14 325	126	91	27	4	4	—	—	—	—	—
2332	Residential building construction .....	242	1 336	6 249	98	79	18	1	—	—	—	—	—	—
23321	Single-family housing construction .....	234	1 301	6 032	90	71	18	1	—	—	—	—	—	—
233210	Single-family housing construction .....	234	1 301	6 032	90	71	18	1	—	—	—	—	—	—
2333	Nonresidential building construction .....	(C)	(D)	(D)	19	6	6	3	4	—	—	—	—	—
23332	Commercial & institutional bldg construction ..	206	1 871	7 171	18	5	6	3	4	—	—	—	—	—
233320	Commercial & institutional bldg construction ..	206	1 871	7 171	18	5	6	3	4	—	—	—	—	—
234	Heavy construction .....	418	2 565	13 129	34	20	4	4	5	—	1	—	—	—
2341	Highway, street, bridge & tunnel construction ...	(E)	(D)	(D)	13	7	1	1	3	—	1	—	—	—
23411	Highway & street construction .....	291	1 786	8 885	12	6	1	1	3	—	1	—	—	—
234110	Highway & street construction .....	291	1 786	8 885	12	6	1	1	3	—	1	—	—	—
2349	Other heavy construction .....	(C)	(D)	(D)	21	13	3	3	2	—	—	—	—	—
235	Special trade contractors .....	2 248	14 571	58 959	295	183	58	31	17	4	2	—	—	—
2351	Plumbing, heating & AC contractor .....	730	5 016	18 268	71	39	15	8	6	2	1	—	—	—
23511	Plumbing, heating & AC contractor .....	730	5 016	18 268	71	39	15	8	6	2	1	—	—	—
235110	Plumbing, heating & AC contractor .....	730	5 016	18 268	71	39	15	8	6	2	1	—	—	—
2353	Electrical contractors .....	243	1 673	6 943	38	21	8	7	2	—	—	—	—	—
23531	Electrical contractors .....	243	1 673	6 943	38	21	8	7	2	—	—	—	—	—
235310	Electrical contractors .....	243	1 673	6 943	38	21	8	7	2	—	—	—	—	—
2354	Masonry, drywall, insulation, tile contractors ...	263	1 154	5 167	42	25	12	2	2	1	—	—	—	—
23541	Masonry & stone contractors .....	195	760	3 475	30	17	9	2	1	1	—	—	—	—
235410	Masonry & stone contractors .....	195	760	3 475	30	17	9	2	1	1	—	—	—	—
2355	Carpentry & floor contractors .....	145	681	3 230	40	32	4	2	2	—	—	—	—	—
2357	Concrete contractors .....	221	1 262	6 164	26	14	6	3	3	—	—	—	—	—
23571	Concrete contractors .....	221	1 262	6 164	26	14	6	3	3	—	—	—	—	—
235710	Concrete contractors .....	221	1 262	6 164	26	14	6	3	3	—	—	—	—	—
2359	Other special trade contractors .....	505	4 166	16 306	42	27	6	5	2	1	1	—	—	—
23591	Structural steel erection contractors .....	(E)	(D)	(D)	3	—	—	2	—	—	1	—	—	—
23599	All other special trade contractors .....	110	432	1 501	15	9	5	—	—	1	—	—	—	—
235990	All other special trade contractors .....	110	432	1 501	15	9	5	—	—	1	—	—	—	—
31-33	<b>Manufacturing</b> .....	<b>17 025</b>	<b>128 987</b>	<b>523 175</b>	<b>256</b>	<b>64</b>	<b>32</b>	<b>34</b>	<b>44</b>	<b>32</b>	<b>33</b>	<b>13</b>	<b>4</b>	<b>—</b>
311	Food mfg .....	354	1 744	7 193	10	2	1	3	2	1	1	—	—	—
3116	Animal slaughtering & processing .....	(C)	(D)	(D)	2	—	—	1	—	—	1	—	—	—
31161	Animal slaughtering & processing .....	(C)	(D)	(D)	2	—	—	1	—	—	1	—	—	—
3119	Other food mfg .....	(C)	(D)	(D)	2	—	—	—	1	1	—	—	—	—
31199	All other food mfg .....	(C)	(D)	(D)	2	—	—	—	1	1	—	—	—	—
312	Beverage & tobacco product mfg .....	(E)	(D)	(D)	2	—	—	—	—	1	1	—	—	—
3122	Tobacco mfg .....	(C)	(D)	(D)	1	—	—	—	—	—	1	—	—	—
31222	Tobacco product mfg .....	(C)	(D)	(D)	1	—	—	—	—	—	1	—	—	—
313	Textile mills .....	4 429	27 356	116 127	35	4	4	1	5	5	9	7	—	—
3131	Fiber, yarn & thread mills .....	1 143	6 194	25 703	9	—	1	—	2	2	2	2	—	—
31311	Fiber, yarn & thread mills .....	1 143	6 194	25 703	9	—	1	—	2	2	2	2	—	—
313111	Yarn spinning mills .....	286	1 698	7 625	5	—	1	—	1	2	1	—	—	—
313112	Yarn texturing, throwing & twisting mills .....	857	4 496	18 078	4	—	—	—	1	—	1	2	—	—
3132	Fabric mills .....	1 794	11 223	48 455	16	3	2	1	1	3	4	2	—	—
31321	Broadwoven fabric mills .....	1 066	6 182	25 508	4	1	—	—	—	—	1	2	—	—
313210	Broadwoven fabric mills .....	1 066	6 182	25 508	4	1	—	—	—	—	1	2	—	—
31324	Knit fabric mills .....	(F)	(D)	(D)	10	1	2	1	1	2	3	—	—	—
313249	Other knit fabric & lace mills .....	477	3 197	16 019	6	1	—	1	—	2	2	—	—	—
3133	Textile, fabric finishing, fabric coating mills .....	1 492	9 939	41 969	10	1	1	—	2	—	3	3	—	—
31331	Textile & fabric finishing mills .....	1 492	9 939	41 969	10	1	1	—	2	—	3	3	—	—
313311	Broadwoven fabric finishing mills .....	1 118	6 211	27 214	7	1	1	—	1	—	1	3	—	—
313312	Textile, fabric finishing (exc broadwoven) mills .....	374	3 728	14 755	3	—	—	—	1	—	2	—	—	—
314	Textile product mills .....	808	5 598	21 110	10	4	1	—	3	1	—	—	1	—
3141	Textile furnishings mills .....	(F)	(D)	(D)	2	1	—	—	—	—	—	—	1	—
31412	Curtain & linen mills .....	(F)	(D)	(D)	2	1	—	—	—	—	—	—	1	—
3149	Other textile product mills .....	(C)	(D)	(D)	8	3	1	—	3	1	—	—	—	—
31499	All other textile product mills .....	(C)	(D)	(D)	6	2	1	—	2	1	—	—	—	—
315	Apparel manufacturing .....	3 030	18 495	67 424	42	6	3	5	10	9	7	1	1	—
3151	Apparel knitting mills .....	2 981	18 182	66 021	36	4	1	4	9	9	7	1	1	—
31511	Hosiery & sock mills .....	2 981	18 182	66 021	36	4	1	4	9	9	7	1	1	—
315111	Sheer hosiery mills .....	884	4 791	17 776	11	2	—	1	2	2	4	—	—	—
315119	Other hosiery & sock mills .....	2 097	13 391	48 245	25	2	1	3	7	7	3	1	1	—
321	Wood product mfg .....	422	3 585	14 805	9	2	1	1	2	2	1	—	—	—
3211	Sawmills & wood preservation .....	(C)	(D)	(D)	4	—	1	—	1	2	—	—	—	—
32111	Sawmills & wood preservation .....	(C)	(D)	(D)	4	—	1	—	1	2	—	—	—	—
3212	Veneer, plywood & engineered wood product mfg .....	(C)	(D)	(D)	2	—	—	—	1	—	1	—	—	—
32121	Veneer, plywood & engineered wood product mfg .....	(C)	(D)	(D)	2	—	—	—	1	—	1	—	—	—

See footnotes at end of table.

**Table 6. Counties—Employees, Payroll, and Establishments by Industry: 2002—Con.**

[Excludes most government employees, railroad employees, and self-employed persons. Size class 1 to 4 includes establishments with payroll, but no employees, during mid-March pay period. (D) denotes figures withheld to avoid disclosing data for individual companies; the data are included in broader industry totals. Detailed industries with 100 or more employees are shown if industry was not a (D). For explanation of terms, abbreviations, and data reliability/comparability, see introductory text]

NAICS code	Industry	Number of employees for week including March 12	Payroll (\$1,000)		Total number of establishments	Number of establishments by employment-size class								
			First quarter	Annual		1 to 4	5 to 9	10 to 19	20 to 49	50 to 99	100 to 249	250 to 499	500 to 999	1,000 or more
<b>ALAMANCE—Con.</b>														
<b>31-33 Manufacturing—Con.</b>														
322	Paper mfg .....	571	4 773	20 375	4	—	—	—	1	—	2	1	—	—
3222	Converted paper product mfg .....	571	4 773	20 375	4	—	—	—	1	—	2	1	—	—
32221	Paperboard container mfg .....	(E)	(D)	(D)	3	—	—	—	1	—	1	1	—	—
32222	Paper bag & coated & treated paper mfg .....	(C)	(D)	(D)	1	—	—	—	—	—	1	—	—	—
323	Printing & related support activities .....	430	4 067	16 476	19	6	3	5	3	1	1	—	—	—
3231	Printing & related support activities .....	430	4 067	16 476	19	6	3	5	3	1	1	—	—	—
32311	Printing .....	(E)	(D)	(D)	18	6	3	5	2	1	1	—	—	—
323110	Commercial lithographic printing .....	308	3 057	11 983	9	1	3	2	1	1	1	—	—	—
325	Chemical mfg .....	207	2 218	8 784	9	4	—	1	2	2	—	—	—	—
326	Plastics & rubber products mfg .....	1 060	8 403	33 002	16	4	1	3	1	3	4	—	—	—
3261	Plastics product mfg .....	759	5 862	22 576	12	3	1	3	—	2	3	—	—	—
32616	Plastics bottle mfg .....	(C)	(D)	(D)	2	1	—	—	—	—	1	—	—	—
32619	Other plastics product mfg .....	576	4 533	17 066	7	—	1	3	—	1	2	—	—	—
326199	All other plastics product mfg .....	576	4 533	17 066	7	—	1	3	—	1	2	—	—	—
3262	Rubber product mfg .....	301	2 541	10 426	4	1	—	—	1	1	1	—	—	—
32629	Other rubber product mfg .....	(C)	(D)	(D)	3	1	—	—	1	—	1	—	—	—
327	Nonmetallic mineral product mfg .....	254	2 313	9 856	12	2	3	4	1	2	—	—	—	—
3271	Clay product & refractory mfg .....	(C)	(D)	(D)	2	—	—	—	—	2	—	—	—	—
32712	Clay building material & refractories mfg .....	(C)	(D)	(D)	2	—	—	—	—	2	—	—	—	—
3273	Cement & concrete product mfg .....	(C)	(D)	(D)	8	—	3	4	1	—	—	—	—	—
331	Primary metal mfg .....	(C)	(D)	(D)	1	—	—	—	—	—	1	—	—	—
3313	Alumina & aluminum production & processing ..	(C)	(D)	(D)	1	—	—	—	—	—	1	—	—	—
33131	Alumina & aluminum production & processing .....	(C)	(D)	(D)	1	—	—	—	—	—	1	—	—	—
332	Fabricated metal product mfg .....	770	7 031	26 587	29	11	5	3	6	2	2	—	—	—
3324	Boiler, tank & shipping container mfg .....	(C)	(D)	(D)	2	—	—	—	—	1	1	—	—	—
33241	Power boiler & heat exchanger mfg .....	(C)	(D)	(D)	1	—	—	—	—	—	1	—	—	—
3327	Mach shops, turn prod, screw, nut, bolt mfg .....	157	1 135	4 589	14	7	2	1	4	—	—	—	—	—
33271	Machine shops .....	(C)	(D)	(D)	13	7	2	1	3	—	—	—	—	—
3329	Other fabricated metal product mfg .....	(E)	(D)	(D)	4	—	1	1	—	1	1	—	—	—
33291	Metal valve mfg .....	(E)	(D)	(D)	2	—	—	—	—	1	1	—	—	—
333	Machinery mfg .....	688	6 611	30 868	12	3	—	2	5	—	1	1	—	—
3331	Ag, construction & mining machinery mfg .....	(E)	(D)	(D)	1	—	—	—	—	—	—	1	—	—
33311	Agricultural implement mfg .....	(E)	(D)	(D)	1	—	—	—	—	—	—	1	—	—
3335	Metalworking machinery mfg .....	185	1 684	6 921	4	1	—	1	1	—	1	—	—	—
33351	Metalworking machinery mfg .....	185	1 684	6 921	4	1	—	1	1	—	1	—	—	—
334	Computer & electronic product mfg .....	459	2 453	10 529	5	1	—	2	—	—	1	1	—	—
3344	Semiconductor & oth electronic component mfg .....	(C)	(D)	(D)	2	—	—	1	—	—	1	—	—	—
33441	Semiconductor & oth electronic component mfg .....	(C)	(D)	(D)	2	—	—	1	—	—	1	—	—	—
3346	Mfg & reproducing magnetic & optical media .....	(E)	(D)	(D)	2	1	—	—	—	—	—	1	—	—
33461	Mfg & reproducing magnetic & optical media .....	(E)	(D)	(D)	2	1	—	—	—	—	—	1	—	—
335	Electrical equip, appliance & component mfg .....	(G)	(D)	(D)	4	1	—	—	1	—	—	1	1	—
3353	Electrical equipment mfg .....	(G)	(D)	(D)	3	1	—	—	—	—	—	1	1	—
33531	Electrical equipment mfg .....	(G)	(D)	(D)	3	1	—	—	—	—	—	1	1	—
336	Transportation equipment mfg .....	(F)	(D)	(D)	4	1	1	—	—	—	1	—	1	—
3363	Motor vehicle parts mfg .....	(F)	(D)	(D)	2	—	—	—	—	—	1	—	1	—
33632	MV electrical & electronic equipment mfg .....	(C)	(D)	(D)	1	—	—	—	—	—	1	—	—	—
33635	MV transmission & power train parts mfg .....	(F)	(D)	(D)	1	—	—	—	—	—	—	—	1	—
337	Furniture & related product mfg .....	334	2 249	13 310	13	5	4	1	1	1	1	—	—	—
3371	HH & institutional furniture & kitchen cabinet mfg .....	(C)	(D)	(D)	10	5	3	1	—	1	—	—	—	—
33712	Household & institutional furniture mfg .....	114	675	2 562	5	2	1	1	—	1	—	—	—	—
3379	Other furniture related product mfg .....	(C)	(D)	(D)	2	—	—	—	1	—	—	—	—	—
33791	Mattress mfg .....	(C)	(D)	(D)	1	—	—	—	—	—	1	—	—	—
339	Miscellaneous mfg .....	568	6 204	25 837	19	8	4	3	1	2	—	1	—	—
3391	Medical equipment & supplies mfg .....	159	1 841	9 291	10	6	2	—	1	1	—	—	—	—
33911	Medical equipment & supplies mfg .....	159	1 841	9 291	10	6	2	—	1	1	—	—	—	—
3399	Other miscellaneous mfg .....	409	4 363	16 546	9	2	2	3	—	1	—	1	—	—
33999	All other misc mfg .....	(E)	(D)	(D)	4	1	—	1	—	1	—	1	—	—
<b>42</b>	<b>Wholesale trade .....</b>	<b>2 734</b>	<b>25 374</b>	<b>93 845</b>	<b>172</b>	<b>85</b>	<b>38</b>	<b>24</b>	<b>13</b>	<b>7</b>	<b>3</b>	<b>2</b>	—	—
421	Wholesale trade, durable goods .....	1 061	7 900	31 263	103	53	28	10	6	5	1	—	—	—
4211	Motor vehicle, motor vehicle pt & supply whsle ..	149	1 143	4 812	11	3	5	1	1	1	—	—	—	—
4212	Furniture & home furnishing whsle .....	128	933	3 086	6	3	1	1	—	1	—	—	—	—
42122	Home furnishing whsle .....	(C)	(D)	(D)	4	1	1	1	—	1	—	—	—	—
4214	Professional & commercial equip & supp whsle ..	239	1 584	6 322	14	10	1	—	1	1	1	—	—	—
42145	Medical, dental, hospital equip & supp whsle ..	159	952	3 657	6	4	—	—	1	—	1	—	—	—
421450	Medical, dental, hospital equip & supp whsle .....	159	952	3 657	6	4	—	—	1	—	1	—	—	—
4218	Machinery, equipment & supplies whsle .....	205	1 633	7 535	26	11	8	5	2	—	—	—	—	—
4219	Miscellaneous durable goods whsle .....	185	1 515	5 383	20	12	5	1	—	2	—	—	—	—
42193	Recyclable material whsle .....	129	867	3 035	9	4	3	—	—	2	—	—	—	—
421930	Recyclable material whsle .....	129	867	3 035	9	4	3	—	—	2	—	—	—	—

See footnotes at end of table.

**Table 6. Counties—Employees, Payroll, and Establishments by Industry: 2002—Con.**

[Excludes most government employees, railroad employees, and self-employed persons. Size class 1 to 4 includes establishments with payroll, but no employees, during mid-March pay period. (D) denotes figures withheld to avoid disclosing data for individual companies; the data are included in broader industry totals. Detailed industries with 100 or more employees are shown if industry was not a (D). For explanation of terms, abbreviations, and data reliability/comparability, see introductory text]

NAICS code	Industry	Number of employees for week including March 12	Payroll (\$1,000)		Total number of establishments	Number of establishments by employment-size class								
			First quarter	Annual		1 to 4	5 to 9	10 to 19	20 to 49	50 to 99	100 to 249	250 to 499	500 to 999	1,000 or more
<b>ALAMANCE—Con.</b>														
<b>42 Wholesale trade—Con.</b>														
422	Wholesale trade, nondurable goods .....	1 673	17 474	62 582	69	32	10	14	7	2	2	2	—	—
4222	Drugs & druggists' sundries whsle .....	(E)	(D)	(D)	2	1	—	—	—	—	—	1	—	—
42221	Drugs & druggists' sundries whsle .....	(E)	(D)	(D)	2	1	—	—	—	—	—	1	—	—
4223	Apparel, piece goods & notions whsle .....	365	2 789	13 209	23	14	2	3	2	1	1	—	—	—
42233	Women's, children's, infants' clothing whsle ..	273	1 657	7 225	11	6	1	1	1	1	1	—	—	—
422330	Women's, children's, infants' clothing whsle .....	273	1 657	7 225	11	6	1	1	1	1	1	—	—	—
4226	Chemical & allied products whsle .....	126	1 695	6 328	6	2	1	1	1	1	—	—	—	—
42269	Other chemical & allied products whsle .....	(C)	(D)	(D)	5	2	—	1	1	1	—	—	—	—
4229	Miscellaneous nondurable goods whsle .....	656	8 497	26 076	18	7	2	6	1	—	1	1	—	—
42294	Tobacco & tobacco product whsle .....	(F)	(D)	(D)	3	—	—	—	—	—	1	1	—	—
<b>44-45</b>	<b>Retail trade .....</b>	<b>7 333</b>	<b>34 365</b>	<b>141 431</b>	<b>596</b>	<b>246</b>	<b>166</b>	<b>96</b>	<b>62</b>	<b>19</b>	<b>6</b>	<b>1</b>	<b>—</b>	<b>—</b>
441	Motor vehicle & parts dealers .....	1 020	8 160	33 954	76	30	12	20	10	3	1	—	—	—
4411	Automobile dealers .....	644	6 029	24 945	34	16	4	2	8	3	1	—	—	—
44111	New car dealers .....	599	5 754	23 847	15	—	1	2	8	3	1	—	—	—
441110	New car dealers .....	599	5 754	23 847	15	—	1	2	8	3	1	—	—	—
4413	Automotive parts, accessories & tire stores .....	338	1 865	7 830	35	9	7	17	2	—	—	—	—	—
44131	Automotive parts, accessories & tire stores .....	188	819	3 483	21	6	5	9	1	—	—	—	—	—
441310	Automotive parts, accessories & tire stores .....	188	819	3 483	21	6	5	9	1	—	—	—	—	—
44132	Tire dealers .....	150	1 046	4 347	14	3	2	8	1	—	—	—	—	—
441320	Tire dealers .....	150	1 046	4 347	14	3	2	8	1	—	—	—	—	—
442	Furniture & home furnishing stores .....	339	1 630	6 848	40	17	9	11	3	—	—	—	—	—
4421	Furniture stores .....	141	961	3 875	21	10	5	6	—	—	—	—	—	—
44211	Furniture stores .....	141	961	3 875	21	10	5	6	—	—	—	—	—	—
442110	Furniture stores .....	141	961	3 875	21	10	5	6	—	—	—	—	—	—
4422	Home furnishings stores .....	198	669	2 973	19	7	4	5	3	—	—	—	—	—
44229	Other home furnishings stores .....	158	403	1 602	13	3	3	5	2	—	—	—	—	—
442299	All other home furnishings stores .....	158	403	1 602	13	3	3	5	2	—	—	—	—	—
443	Electronics & appliance stores .....	117	640	2 633	23	14	7	1	1	—	—	—	—	—
4431	Electronics & appliance stores .....	117	640	2 633	23	14	7	1	1	—	—	—	—	—
444	Bldg material & garden equip & supp dealers .....	685	4 162	16 903	53	16	17	13	6	—	1	—	—	—
4441	Building material & supplies dealers .....	580	3 668	14 608	41	14	11	10	5	—	1	—	—	—
44411	Home centers .....	(C)	(D)	(D)	1	—	—	—	—	—	1	—	—	—
44419	Other building material dealers .....	307	2 431	9 116	25	7	5	8	5	—	—	—	—	—
444190	Other building material dealers .....	307	2 431	9 116	25	7	5	8	5	—	—	—	—	—
4442	Lawn & garden equip & supplies stores .....	105	494	2 295	12	2	6	3	1	—	—	—	—	—
445	Food & beverage stores .....	1 152	4 429	18 317	63	34	9	3	5	12	—	—	—	—
4451	Grocery stores .....	1 076	4 011	16 678	46	23	4	2	5	12	—	—	—	—
44511	Grocery (except convenience) stores .....	1 016	3 834	15 912	29	10	2	—	5	12	—	—	—	—
445110	Grocery (except convenience) stores .....	1 016	3 834	15 912	29	10	2	—	5	12	—	—	—	—
446	Health & personal care stores .....	461	1 848	7 230	37	9	13	3	12	—	—	—	—	—
4461	Health & personal care stores .....	461	1 848	7 230	37	9	13	3	12	—	—	—	—	—
44611	Pharmacies & drug stores .....	365	1 522	5 914	17	—	4	1	12	—	—	—	—	—
446110	Pharmacies & drug stores .....	365	1 522	5 914	17	—	4	1	12	—	—	—	—	—
447	Gasoline stations .....	700	2 697	11 462	93	43	34	8	6	2	—	—	—	—
4471	Gasoline stations .....	700	2 697	11 462	93	43	34	8	6	2	—	—	—	—
44711	Gasoline stations with convenience stores .....	420	1 447	6 273	72	32	31	7	2	—	—	—	—	—
447110	Gasoline stations with convenience stores .....	420	1 447	6 273	72	32	31	7	2	—	—	—	—	—
44719	Other gasoline stations .....	280	1 250	5 189	21	11	3	1	4	2	—	—	—	—
447190	Other gasoline stations .....	280	1 250	5 189	21	11	3	1	4	2	—	—	—	—
448	Clothing & clothing accessories stores .....	796	2 505	9 904	85	28	28	21	8	—	—	—	—	—
4481	Clothing stores .....	529	1 732	7 061	52	18	13	15	6	—	—	—	—	—
44812	Women's clothing stores .....	130	358	1 628	20	8	7	5	—	—	—	—	—	—
448120	Women's clothing stores .....	130	358	1 628	20	8	7	5	—	—	—	—	—	—
44814	Family clothing stores .....	245	733	2 977	13	2	2	4	5	—	—	—	—	—
448140	Family clothing stores .....	245	733	2 977	13	2	2	4	5	—	—	—	—	—
4482	Shoe stores .....	177	400	1 564	18	5	7	4	2	—	—	—	—	—
44821	Shoe stores .....	177	400	1 564	18	5	7	4	2	—	—	—	—	—
448210	Shoe stores .....	177	400	1 564	18	5	7	4	2	—	—	—	—	—
451	Sporting goods, hobby, book & music stores .....	210	528	2 154	36	20	8	6	2	—	—	—	—	—
4512	Book, periodical & music stores .....	121	238	871	12	5	1	4	2	—	—	—	—	—
45121	Book stores & news dealers .....	102	186	681	7	1	1	3	2	—	—	—	—	—
451211	Book stores .....	102	186	681	7	1	1	3	2	—	—	—	—	—
452	General merchandise stores .....	1 103	4 517	18 305	19	2	7	3	3	—	3	1	—	—
4521	Department stores .....	747	3 242	12 896	3	—	—	—	—	—	2	1	—	—
45211	Department stores .....	747	3 242	12 896	3	—	—	—	—	—	2	1	—	—
452110	Department stores .....	747	3 242	12 896	3	—	—	—	—	—	2	1	—	—
4529	Other general merchandise stores .....	356	1 275	5 409	16	2	7	3	3	—	1	—	—	—
45291	Warehouse clubs & superstores .....	(C)	(D)	(D)	1	—	—	—	—	—	1	—	—	—
45299	All other general merchandise stores .....	(C)	(D)	(D)	15	2	7	3	3	—	—	—	—	—
453	Miscellaneous store retailers .....	547	1 942	8 191	47	22	16	2	5	1	1	—	—	—
4532	Office supplies, stationery & gift stores .....	140	496	2 057	14	4	6	1	3	—	—	—	—	—
4539	Other miscellaneous store retailers .....	338	1 253	5 296	21	11	6	1	1	1	—	—	—	—
45399	All other miscellaneous store retailers .....	229	718	3 008	11	7	2	—	1	—	1	—	—	—
454	Nonstore retailers .....	203	1 307	5 530	24	11	6	5	1	1	—	—	—	—
4543	Direct selling establishments .....	120	865	3 712	16	7	3	5	1	—	—	—	—	—

See footnotes at end of table.

**Table 6. Counties—Employees, Payroll, and Establishments by Industry: 2002—Con.**

[Excludes most government employees, railroad employees, and self-employed persons. Size class 1 to 4 includes establishments with payroll, but no employees, during mid-March pay period. (D) denotes figures withheld to avoid disclosing data for individual companies; the data are included in broader industry totals. Detailed industries with 100 or more employees are shown if industry was not a (D). For explanation of terms, abbreviations, and data reliability/comparability, see introductory text]

NAICS code	Industry	Number of employees for week including March 12	Payroll (\$1,000)		Total number of establishments	Number of establishments by employment-size class																		
			First quarter	Annual		1 to 4	5 to 9	10 to 19	20 to 49	50 to 99	100 to 249	250 to 499	500 to 999	1,000 or more										
<b>ALAMANCE—Con.</b>																								
<b>48-49</b>	<b>Transportation &amp; warehousing</b>	<b>700</b>	<b>4 851</b>	<b>20 526</b>	<b>68</b>	<b>36</b>	<b>7</b>	<b>15</b>	<b>8</b>	<b>2</b>	—	—	—	—	—	—								
484	Truck transportation	501	3 660	15 826	45	23	6	10	4	2	—	—	—	—	—	—								
4841	General freight trucking	370	2 919	12 469	23	10	2	6	3	2	—	—	—	—	—	—								
48411	General freight trucking, local	121	945	3 995	7	4	1	1	—	1	—	—	—	—	—	—								
484110	General freight trucking, local	121	945	3 995	7	4	1	1	—	1	—	—	—	—	—	—								
48412	General freight trucking, long-distance	249	1 974	8 474	16	6	1	5	3	1	—	—	—	—	—	—								
4842	Specialized freight trucking	131	741	3 357	22	13	4	4	1	—	—	—	—	—	—	—								
<b>51</b>	<b>Information</b>	<b>619</b>	<b>4 220</b>	<b>16 482</b>	<b>38</b>	<b>19</b>	<b>6</b>	<b>6</b>	<b>4</b>	<b>1</b>	<b>2</b>	—	—	—	—	—								
511	Publishing industries	160	976	4 036	4	—	2	1	—	—	1	—	—	—	—	—								
5111	Newspaper, periodical, book, database publishers	160	976	4 036	4	—	2	1	—	—	1	—	—	—	—	—								
51111	Newspaper publishers	(C)	(D)	(D)	3	—	1	1	—	—	1	—	—	—	—	—								
512	Motion picture & sound recording industries	160	165	720	6	4	1	—	—	—	1	—	—	—	—	—								
5121	Motion picture & video industries	(C)	(D)	(D)	5	4	—	—	—	—	1	—	—	—	—	—								
51213	Motion picture & video exhibition	(C)	(D)	(D)	2	1	—	—	—	—	1	—	—	—	—	—								
513	Broadcasting & telecommunications	273	2 871	10 886	22	11	2	4	4	1	—	—	—	—	—	—								
5133	Telecommunications	197	2 327	8 591	17	9	1	3	3	1	—	—	—	—	—	—								
<b>52</b>	<b>Finance &amp; insurance</b>	<b>1 702</b>	<b>16 975</b>	<b>71 895</b>	<b>204</b>	<b>115</b>	<b>43</b>	<b>26</b>	<b>15</b>	<b>5</b>	—	—	—	—	—	—								
522	Credit intermediation & related activities	924	6 748	29 535	101	43	30	18	8	2	—	—	—	—	—	—								
5221	Depository credit intermediation	759	5 059	22 752	62	17	20	15	8	2	—	—	—	—	—	—								
52211	Commercial banking	517	3 175	12 958	40	12	11	10	6	1	—	—	—	—	—	—								
522110	Commercial banking	517	3 175	12 958	40	12	11	10	6	1	—	—	—	—	—	—								
52212	Savings institutions	180	1 525	8 375	15	1	9	3	1	1	—	—	—	—	—	—								
522120	Savings institutions	180	1 525	8 375	15	1	9	3	1	1	—	—	—	—	—	—								
524	Insurance carriers & related activities	721	9 490	39 131	79	51	12	6	7	3	—	—	—	—	—	—								
5241	Insurance carriers	233	2 392	10 286	13	6	2	—	4	1	—	—	—	—	—	—								
52412	Other direct insurance carriers	(C)	(D)	(D)	12	6	2	—	3	1	—	—	—	—	—	—								
5242	Agencies & other insurance related activities	488	7 098	28 845	66	45	10	6	3	2	—	—	—	—	—	—								
52421	Insurance agencies & brokerages	453	6 602	26 970	62	43	10	4	3	2	—	—	—	—	—	—								
524210	Insurance agencies & brokerages	453	6 602	26 970	62	43	10	4	3	2	—	—	—	—	—	—								
<b>53</b>	<b>Real estate &amp; rental &amp; leasing</b>	<b>426</b>	<b>2 250</b>	<b>9 592</b>	<b>115</b>	<b>82</b>	<b>25</b>	<b>6</b>	<b>2</b>	—	—	—	—	—	—	—								
531	Real estate	226	1 105	4 790	85	70	13	1	1	—	—	—	—	—	—	—								
5311	Lessors of real estate	109	482	2 053	41	36	3	1	1	—	—	—	—	—	—	—								
532	Rental & leasing services	200	1 145	4 802	30	12	12	5	1	—	—	—	—	—	—	—								
<b>54</b>	<b>Professional, scientific &amp; technical services</b>	<b>1 170</b>	<b>8 713</b>	<b>37 686</b>	<b>213</b>	<b>146</b>	<b>36</b>	<b>18</b>	<b>12</b>	<b>1</b>	—	—	—	—	—	—								
541	Professional, scientific & technical services	1 170	8 713	37 686	213	146	36	18	12	1	—	—	—	—	—	—								
5411	Legal services	204	1 717	8 497	50	39	6	3	2	—	—	—	—	—	—	—								
54111	Offices of lawyers	(C)	(D)	(D)	49	38	6	3	2	—	—	—	—	—	—	—								
5412	Accounting, tax prep, bookkeep, payroll services	374	2 319	8 273	45	23	9	8	5	—	—	—	—	—	—	—								
54121	Accounting, tax prep, bookkeep, payroll services	374	2 319	8 273	45	23	9	8	5	—	—	—	—	—	—	—								
541211	Offices of certified public accountants	171	1 556	5 772	19	10	4	3	2	—	—	—	—	—	—	—								
541213	Tax preparation services	139	279	824	13	4	2	5	2	—	—	—	—	—	—	—								
5413	Architectural, engineering & related services	257	2 029	8 825	28	13	10	3	1	1	—	—	—	—	—	—								
54138	Testing laboratories	129	890	3 721	5	1	2	1	—	1	—	—	—	—	—	—								
541380	Testing laboratories	129	890	3 721	5	1	2	1	—	1	—	—	—	—	—	—								
5419	Other professional, scientific, technical services	151	772	3 049	22	12	4	4	2	—	—	—	—	—	—	—								
54194	Veterinary services	130	687	2 633	12	3	3	4	2	—	—	—	—	—	—	—								
541940	Veterinary services	130	687	2 633	12	3	3	4	2	—	—	—	—	—	—	—								
<b>55</b>	<b>Management of companies &amp; enterprises</b>	<b>278</b>	<b>5 310</b>	<b>19 863</b>	<b>16</b>	<b>8</b>	<b>1</b>	<b>2</b>	<b>3</b>	<b>2</b>	—	—	—	—	—	—								
551	Management of companies & enterprises	278	5 310	19 863	16	8	1	2	3	2	—	—	—	—	—	—								
5511	Management of companies & enterprises	278	5 310	19 863	16	8	1	2	3	2	—	—	—	—	—	—								
55111	Management of companies & enterprises	278	5 310	19 863	16	8	1	2	3	2	—	—	—	—	—	—								
551114	Corp, subsidiary & regional managing offices	278	5 310	19 863	16	8	1	2	3	2	—	—	—	—	—	—								
<b>56</b>	<b>Admin, support, waste mgt, remediation services</b>	<b>3 538</b>	<b>19 921</b>	<b>76 942</b>	<b>150</b>	<b>87</b>	<b>19</b>	<b>14</b>	<b>16</b>	<b>7</b>	<b>4</b>	<b>2</b>	<b>1</b>	—	—	—								
561	Administrative & support services	3 394	18 669	71 976	138	83	15	12	15	6	4	2	1	—	—	—								
5611	Office administrative services	390	7 102	22 598	6	1	1	—	1	2	1	—	—	—	—	—								
56111	Office administrative services	390	7 102	22 598	6	1	1	—	1	2	1	—	—	—	—	—								
561110	Office administrative services	390	7 102	22 598	6	1	1	—	1	2	1	—	—	—	—	—								
5613	Employment services	1 316	5 683	27 331	12	—	—	1	5	2	2	2	—	—	—	—								
56131	Employment placement agencies	(C)	(D)	(D)	1	—	—	—	—	1	—	—	—	—	—	—								
56132	Temporary help services	(G)	(D)	(D)	11	—	—	—	5	2	1	2	—	—	—	—								
5617	Services to buildings & dwellings	1 456	4 422	15 840	83	58	7	8	7	1	1	—	—	—	—	—								
56172	Janitorial services	984	2 656	8 938	29	18	3	3	3	1	—	—	—	—	—	—								
561720	Janitorial services	984	2 656	8 938	29	18	3	3	3	1	—	—	—	—	—	—								
56173	Landscaping services	416	1 589	5 958	42	31	4	3	3	—	1	—	—	—	—	—								
561730	Landscaping services	416	1 589	5 958	42	31	4	3	3	—	1	—	—	—	—	—								
5619	Other support services	160	1 123	4 866	15	9	1	2	2	1	—	—	—	—	—	—								
562	Waste management & remediation services	144	1 252	4 966	12	4	4	2	1	1	—	—	—	—	—	—								

See footnotes at end of table.

**Table 6. Counties—Employees, Payroll, and Establishments by Industry: 2002—Con.**

[Excludes most government employees, railroad employees, and self-employed persons. Size class 1 to 4 includes establishments with payroll, but no employees, during mid-March pay period. (D) denotes figures withheld to avoid disclosing data for individual companies; the data are included in broader industry totals. Detailed industries with 100 or more employees are shown if industry was not a (D). For explanation of terms, abbreviations, and data reliability/comparability, see introductory text]

NAICS code	Industry	Number of employees for week including March 12	Payroll (\$1,000)		Total number of establishments	Number of establishments by employment-size class									
			First quarter	Annual		1 to 4	5 to 9	10 to 19	20 to 49	50 to 99	100 to 249	250 to 499	500 to 999	1,000 or more	
<b>ALAMANCE—Con.</b>															
<b>61</b>	<b>Educational services . . . . .</b>	<b>1 715</b>	<b>9 225</b>	<b>38 788</b>	<b>25</b>	<b>12</b>	<b>3</b>	<b>3</b>	<b>4</b>	<b>2</b>	—	—	—	<b>1</b>	
611	Educational services . . . . .	1 715	9 225	38 788	25	12	3	3	4	2	—	—	—	1	
6111	Elementary & secondary schools . . . . .	(C)	(D)	(D)	7	1	1	2	2	1	—	—	—	—	
61111	Elementary & secondary schools . . . . .	(C)	(D)	(D)	7	1	1	2	2	1	—	—	—	—	
6113	Colleges, universities & professional schools . . . . .	(G)	(D)	(D)	2	—	—	—	—	1	—	—	—	1	
61131	Colleges, universities & professional schools . . . . .	(G)	(D)	(D)	2	—	—	—	—	1	—	—	—	1	
<b>62</b>	<b>Health care and social assistance . . . . .</b>	<b>5 872</b>	<b>40 078</b>	<b>168 527</b>	<b>314</b>	<b>138</b>	<b>85</b>	<b>53</b>	<b>23</b>	<b>5</b>	<b>7</b>	<b>2</b>	—	<b>1</b>	
621	Ambulatory health care services . . . . .	2 240	18 781	81 338	185	78	56	33	13	2	2	1	—	—	
6211	Offices of physicians . . . . .	716	9 798	41 220	51	16	14	14	5	1	1	—	—	—	
62111	Offices of physicians . . . . .	716	9 798	41 220	51	16	14	14	5	1	1	—	—	—	
6212	Offices of dentists . . . . .	346	2 466	12 841	50	14	24	11	1	—	—	—	—	—	
62121	Offices of dentists . . . . .	346	2 466	12 841	50	14	24	11	1	—	—	—	—	—	
621210	Offices of dentists . . . . .	346	2 466	12 841	50	14	24	11	1	—	—	—	—	—	
6213	Offices of other health practitioners . . . . .	206	1 549	6 532	45	27	14	3	1	—	—	—	—	—	
6215	Medical & diagnostic laboratories . . . . .	248	2 129	8 384	26	19	2	3	1	—	1	—	—	—	
62151	Medical & diagnostic laboratories . . . . .	248	2 129	8 384	26	19	2	3	1	—	1	—	—	—	
6216	Home health care services . . . . .	134	752	3 538	5	1	—	—	3	1	—	—	—	—	
62161	Home health care services . . . . .	134	752	3 538	5	1	—	—	3	1	—	—	—	—	
621610	Home health care services . . . . .	134	752	3 538	5	1	—	—	3	1	—	—	—	—	
6219	Other ambulatory health care services . . . . .	(F)	(D)	(D)	3	1	1	—	—	—	—	1	—	—	
62199	All other ambulatory health care services . . . . .	(F)	(D)	(D)	3	1	1	—	—	—	—	1	—	—	
622	Hospitals . . . . .	(G)	(D)	(D)	2	1	—	—	—	—	—	—	—	1	
6221	General medical & surgical hospitals . . . . .	(G)	(D)	(D)	2	1	—	—	—	—	—	—	—	1	
62211	General medical & surgical hospitals . . . . .	(G)	(D)	(D)	2	1	—	—	—	—	—	—	—	1	
623	Nursing & residential care facilities . . . . .	1 688	8 100	33 961	70	37	13	6	6	2	5	1	—	—	
6231	Nursing care facilities . . . . .	630	3 497	14 975	8	1	1	—	2	1	3	—	—	—	
62311	Nursing care facilities . . . . .	630	3 497	14 975	8	1	1	—	2	1	3	—	—	—	
623110	Nursing care facilities . . . . .	630	3 497	14 975	8	1	1	—	2	1	3	—	—	—	
6232	Residential mental retardation, health facil . . . . .	217	959	3 922	34	19	9	4	2	—	—	—	—	—	
62321	Residential mental retardation facilities . . . . .	176	795	3 320	29	17	7	4	1	—	—	—	—	—	
623210	Residential mental retardation facilities . . . . .	176	795	3 320	29	17	7	4	1	—	—	—	—	—	
6233	Community care facilities for the elderly . . . . .	651	2 774	11 719	22	14	2	1	2	1	1	1	—	—	
62331	Community care facilities for the elderly . . . . .	651	2 774	11 719	22	14	2	1	2	1	1	1	—	—	
623311	Continuing care retirement communities . . . . .	524	2 328	9 481	4	—	1	—	1	—	1	1	—	—	
623312	Homes for the elderly . . . . .	127	446	2 238	18	14	1	1	1	1	—	—	—	—	
6239	Other residential care facilities . . . . .	190	870	3 345	6	3	1	1	—	—	1	—	—	—	
62399	Other residential care facilities . . . . .	190	870	3 345	6	3	1	1	—	—	1	—	—	—	
623990	Other residential care facilities . . . . .	190	870	3 345	6	3	1	1	—	—	1	—	—	—	
624	Social assistance . . . . .	(F)	(D)	(D)	57	22	16	14	4	1	—	—	—	—	
6241	Individual & family services . . . . .	(C)	(D)	(D)	17	8	6	2	1	—	—	—	—	—	
6244	Child day care services . . . . .	327	963	4 194	34	12	9	9	3	1	—	—	—	—	
62441	Child day care services . . . . .	327	963	4 194	34	12	9	9	3	1	—	—	—	—	
624410	Child day care services . . . . .	327	963	4 194	34	12	9	9	3	1	—	—	—	—	
<b>71</b>	<b>Arts, entertainment &amp; recreation . . . . .</b>	<b>559</b>	<b>1 332</b>	<b>6 471</b>	<b>40</b>	<b>21</b>	<b>6</b>	<b>6</b>	<b>3</b>	<b>3</b>	<b>1</b>	—	—	—	
713	Amusement, gambling & recreation industries . . . . .	(F)	(D)	(D)	27	12	3	5	3	3	1	—	—	—	
7139	Other amusement & recreation industries . . . . .	(E)	(D)	(D)	26	12	2	5	3	3	1	—	—	—	
71391	Golf courses & country clubs . . . . .	246	641	3 359	9	2	—	3	2	2	—	—	—	—	
713910	Golf courses & country clubs . . . . .	246	641	3 359	9	2	—	3	2	2	—	—	—	—	
71394	Fitness & recreational sports centers . . . . .	(C)	(D)	(D)	11	6	—	2	1	1	1	—	—	—	
<b>72</b>	<b>Accommodation &amp; food services . . . . .</b>	<b>4 793</b>	<b>11 281</b>	<b>48 602</b>	<b>259</b>	<b>71</b>	<b>42</b>	<b>52</b>	<b>77</b>	<b>13</b>	<b>4</b>	—	—	—	
721	Accommodation . . . . .	360	1 014	4 246	24	7	4	6	7	—	—	—	—	—	
7211	Traveler accommodation . . . . .	(E)	(D)	(D)	23	7	3	6	7	—	—	—	—	—	
72111	Hotels (exc casino hotels) & motels . . . . .	(E)	(D)	(D)	22	7	3	5	7	—	—	—	—	—	
722	Food services & drinking places . . . . .	4 433	10 267	44 356	235	64	38	46	70	13	4	—	—	—	
7221	Full-service restaurants . . . . .	2 010	4 965	21 151	92	21	17	22	19	11	2	—	—	—	
72211	Full-service restaurants . . . . .	2 010	4 965	21 151	92	21	17	22	19	11	2	—	—	—	
722110	Full-service restaurants . . . . .	2 010	4 965	21 151	92	21	17	22	19	11	2	—	—	—	
7222	Limited-service eating places . . . . .	2 090	4 454	19 948	117	30	12	22	50	2	1	—	—	—	
72221	Limited-service eating places . . . . .	2 090	4 454	19 948	117	30	12	22	50	2	1	—	—	—	
722211	Limited-service restaurants . . . . .	1 991	4 278	19 153	105	23	9	22	48	2	1	—	—	—	
7223	Special food services . . . . .	(E)	(D)	(D)	10	1	6	2	—	—	1	—	—	—	
72231	Food service contractors . . . . .	263	663	2 440	9	1	6	1	—	—	1	—	—	—	
722310	Food service contractors . . . . .	263	663	2 440	9	1	6	1	—	—	1	—	—	—	
<b>81</b>	<b>Other services (except public administration) . . . . .</b>	<b>2 486</b>	<b>11 782</b>	<b>46 510</b>	<b>353</b>	<b>209</b>	<b>80</b>	<b>41</b>	<b>15</b>	<b>7</b>	<b>1</b>	—	—	—	
811	Repair & maintenance . . . . .	636	4 079	16 534	112	77	22	7	4	2	—	—	—	—	
8111	Automotive repair & maintenance . . . . .	345	1 709	7 196	76	56	13	4	2	1	—	—	—	—	
81111	Automotive mechanical & electrical R&M . . . . .	148	974	4 114	49	39	9	—	1	—	—	—	—	—	
811111	General automotive repair . . . . .	110	712	2 997	36	28	7	—	1	—	—	—	—	—	
81119	Other automotive R&M . . . . .	131	258	1 075	14	8	2	2	1	1	—	—	—	—	
8112	Electronic & precision equipment R&M . . . . .	171	1 661	6 272	11	6	2	1	1	1	—	—	—	—	
81121	Electronic & precision equipment R&M . . . . .	171	1 661	6 272	11	6	2	1	1	1	—	—	—	—	

See footnotes at end of table.

**Table 6. Counties—Employees, Payroll, and Establishments by Industry: 2002—Con.**

[Excludes most government employees, railroad employees, and self-employed persons. Size class 1 to 4 includes establishments with payroll, but no employees, during mid-March pay period. (D) denotes figures withheld to avoid disclosing data for individual companies; the data are included in broader industry totals. Detailed industries with 100 or more employees are shown if industry was not a (D). For explanation of terms, abbreviations, and data reliability/comparability, see introductory text]

NAICS code	Industry	Number of employees for week including March 12	Payroll (\$1,000)		Total number of establishments	Number of establishments by employment-size class									
			First quarter	Annual		1 to 4	5 to 9	10 to 19	20 to 49	50 to 99	100 to 249	250 to 499	500 to 999	1,000 or more	
<b>ALAMANCE—Con.</b>															
<b>81</b>	<b>Other services (except public administration)—Con.</b>														
812	Personal & laundry services .....	688	3 867	14 478	84	43	21	15	3	1	1	—	—	—	
8121	Personal care services .....	148	525	2 212	32	19	7	6	—	—	—	—	—	—	
81211	Hair, nail & skin care services .....	138	501	2 085	28	16	6	6	—	—	—	—	—	—	
812112	Beauty salons .....	121	416	1 746	24	13	6	5	—	—	—	—	—	—	
8122	Death care services .....	(C)	(D)	(D)	13	6	3	3	1	—	—	—	—	—	
8123	Drycleaning & laundry services .....	417	2 225	8 857	29	9	10	6	2	1	1	—	—	—	
81232	Drycleaning & laundry services (exc coin-op) .....	(C)	(D)	(D)	18	2	10	6	—	—	—	—	—	—	
81233	Linen & uniform supply .....	248	1 732	6 844	4	—	—	—	2	1	1	—	—	—	
812332	Industrial launderers .....	248	1 732	6 844	4	—	—	—	2	1	1	—	—	—	
813	Religious, grantmaking, civic, prof & like organizations .....	1 162	3 836	15 498	157	89	37	19	8	4	—	—	—	—	
8131	Religious organizations .....	1 061	3 491	13 945	127	67	30	18	8	4	—	—	—	—	
81311	Religious organizations .....	1 061	3 491	13 945	127	67	30	18	8	4	—	—	—	—	
813110	Religious organizations .....	1 061	3 491	13 945	127	67	30	18	8	4	—	—	—	—	
<b>95</b>	<b>Auxiliaries (exc corporate, subsidiary &amp; regional mgt) .....</b>	<b>341</b>	<b>3 651</b>	<b>14 523</b>	<b>8</b>	<b>2</b>	<b>1</b>	<b>1</b>	<b>1</b>	<b>2</b>	<b>1</b>	—	—	—	
<b>99</b>	<b>Unclassified establishments .....</b>	<b>13</b>	<b>29</b>	<b>301</b>	<b>13</b>	<b>13</b>	—	—	—	—	—	—	—	—	
<b>ALEXANDER</b>															
	<b>Total .....</b>	<b>8 054</b>	<b>45 763</b>	<b>181 708</b>	<b>573</b>	<b>317</b>	<b>121</b>	<b>61</b>	<b>46</b>	<b>14</b>	<b>9</b>	<b>4</b>	<b>1</b>	—	
<b>11</b>	<b>Forestry, fishing, hunting, and agriculture support .....</b>	<b>(B)</b>	<b>(D)</b>	<b>(D)</b>	<b>4</b>	<b>3</b>	—	—	<b>1</b>	—	—	—	—	—	
<b>22</b>	<b>Utilities .....</b>	<b>37</b>	<b>263</b>	<b>1 048</b>	<b>3</b>	—	<b>2</b>	—	<b>1</b>	—	—	—	—	—	
<b>23</b>	<b>Construction .....</b>	<b>324</b>	<b>1 722</b>	<b>7 380</b>	<b>80</b>	<b>53</b>	<b>20</b>	<b>7</b>	—	—	—	—	—	—	
235	Special trade contractors .....	240	1 179	4 976	59	38	16	5	—	—	—	—	—	—	
<b>31-33</b>	<b>Manufacturing .....</b>	<b>4 551</b>	<b>30 449</b>	<b>117 187</b>	<b>89</b>	<b>25</b>	<b>12</b>	<b>17</b>	<b>12</b>	<b>11</b>	<b>8</b>	<b>3</b>	<b>1</b>	—	
313	Textile mills .....	(E)	(D)	(D)	1	—	—	—	—	—	—	1	—	—	
3132	Fabric mills .....	(E)	(D)	(D)	1	—	—	—	—	—	—	1	—	—	
31321	Broadwoven fabric mills .....	(E)	(D)	(D)	1	—	—	—	—	—	—	1	—	—	
314	Textile product mills .....	(C)	(D)	(D)	4	2	—	1	—	—	1	—	—	—	
3141	Textile furnishings mills .....	(C)	(D)	(D)	4	2	—	1	—	—	1	—	—	—	
31412	Curtain & linen mills .....	(C)	(D)	(D)	4	2	—	1	—	—	1	—	—	—	
315	Apparel manufacturing .....	190	749	3 155	6	2	—	2	—	2	—	—	—	—	
3152	Cut & sew apparel mfg .....	(C)	(D)	(D)	2	—	—	1	—	1	—	—	—	—	
321	Wood product mfg .....	512	3 006	11 894	23	4	5	6	6	1	1	—	—	—	
3212	Veneer, plywood & engineered wood product mfg .....	127	805	3 266	3	—	—	—	3	—	—	—	—	—	
32121	Veneer, plywood & engineered wood product mfg .....	127	805	3 266	3	—	—	—	3	—	—	—	—	—	
3219	Other wood product mfg .....	320	1 915	7 363	14	3	3	4	2	1	1	—	—	—	
32191	Millwork .....	239	1 564	4 960	7	1	2	1	1	1	1	—	—	—	
321912	Cut stock, resawing lumber & planing .....	239	1 564	4 960	7	1	2	1	1	1	1	—	—	—	
322	Paper mfg .....	(C)	(D)	(D)	1	—	—	—	—	—	1	—	—	—	
3222	Converted paper product mfg .....	(C)	(D)	(D)	1	—	—	—	—	—	1	—	—	—	
32222	Paper bag & coated & treated paper mfg .....	(C)	(D)	(D)	1	—	—	—	—	—	1	—	—	—	
326	Plastics & rubber products mfg .....	(C)	(D)	(D)	3	—	—	—	1	2	—	—	—	—	
3261	Plastics product mfg .....	(C)	(D)	(D)	3	—	—	—	1	2	—	—	—	—	
32615	Foam product (exc polystyrene) mfg .....	(C)	(D)	(D)	3	—	—	—	1	2	—	—	—	—	
337	Furniture & related product mfg .....	2 771	19 746	74 081	30	6	2	6	4	4	5	2	1	—	
3371	HH & institutional furniture & kitchen cabinet mfg .....	(H)	(D)	(D)	20	3	2	3	1	3	5	2	1	—	
33712	Household & institutional furniture mfg .....	2 553	18 284	68 825	19	2	2	3	1	3	5	2	1	—	
3372	Office furniture (including fixtures) mfg .....	(C)	(D)	(D)	10	3	—	3	3	1	—	—	—	—	
33721	Office furniture (including fixtures) mfg .....	(C)	(D)	(D)	10	3	—	3	3	1	—	—	—	—	
<b>42</b>	<b>Wholesale trade .....</b>	<b>78</b>	<b>448</b>	<b>1 835</b>	<b>20</b>	<b>16</b>	<b>1</b>	<b>3</b>	—	—	—	—	—	—	
<b>44-45</b>	<b>Retail trade .....</b>	<b>886</b>	<b>3 754</b>	<b>16 322</b>	<b>92</b>	<b>48</b>	<b>28</b>	<b>7</b>	<b>8</b>	—	—	<b>1</b>	—	—	
441	Motor vehicle & parts dealers .....	122	815	3 458	17	9	5	1	2	—	—	—	—	—	
445	Food & beverage stores .....	160	504	2 169	12	6	1	2	3	—	—	—	—	—	
4451	Grocery stores .....	152	465	2 022	9	3	1	2	3	—	—	—	—	—	
44511	Grocery (except convenience) stores .....	152	465	2 022	9	3	1	2	3	—	—	—	—	—	
445110	Grocery (except convenience) stores .....	152	465	2 022	9	3	1	2	3	—	—	—	—	—	
447	Gasoline stations .....	108	448	1 745	19	8	9	1	1	—	—	—	—	—	
4471	Gasoline stations .....	108	448	1 745	19	8	9	1	1	—	—	—	—	—	
44711	Gasoline stations with convenience stores .....	(C)	(D)	(D)	17	6	9	1	1	—	—	—	—	—	
452	General merchandise stores .....	(E)	(D)	(D)	3	—	2	—	—	—	—	1	—	—	
4521	Department stores .....	(E)	(D)	(D)	1	—	—	—	—	—	—	1	—	—	
45211	Department stores .....	(E)	(D)	(D)	1	—	—	—	—	—	—	1	—	—	
<b>48-49</b>	<b>Transportation &amp; warehousing .....</b>	<b>(C)</b>	<b>(D)</b>	<b>(D)</b>	<b>22</b>	<b>15</b>	<b>3</b>	<b>2</b>	<b>2</b>	—	—	—	—	—	
484	Truck transportation .....	(C)	(D)	(D)	21	14	3	2	2	—	—	—	—	—	
4841	General freight trucking .....	(C)	(D)	(D)	15	10	2	1	2	—	—	—	—	—	
<b>51</b>	<b>Information .....</b>	<b>(B)</b>	<b>(D)</b>	<b>(D)</b>	<b>3</b>	<b>1</b>	<b>1</b>	<b>1</b>	—	—	—	—	—	—	

See footnotes at end of table.

**Table 6. Counties—Employees, Payroll, and Establishments by Industry: 2002—Con.**

[Excludes most government employees, railroad employees, and self-employed persons. Size class 1 to 4 includes establishments with payroll, but no employees, during mid-March pay period. (D) denotes figures withheld to avoid disclosing data for individual companies; the data are included in broader industry totals. Detailed industries with 100 or more employees are shown if industry was not a (D). For explanation of terms, abbreviations, and data reliability/comparability, see introductory text]

NAICS code	Industry	Number of employees for week including March 12	Payroll (\$1,000)		Total number of establishments	Number of establishments by employment-size class								
			First quarter	Annual		1 to 4	5 to 9	10 to 19	20 to 49	50 to 99	100 to 249	250 to 499	500 to 999	1,000 or more
<b>ALEXANDER—Con.</b>														
52	<b>Finance &amp; insurance</b> .....	133	846	3 547	31	21	7	2	1	—	—	—	—	—
522	Credit intermediation & related activities .....	102	699	2 893	16	7	6	2	1	—	—	—	—	—
53	<b>Real estate &amp; rental &amp; leasing</b> .....	(A)	(D)	(D)	7	5	2	—	—	—	—	—	—	—
54	<b>Professional, scientific &amp; technical services</b> .....	130	944	3 991	29	23	1	4	1	—	—	—	—	—
541	Professional, scientific & technical services .....	130	944	3 991	29	23	1	4	1	—	—	—	—	—
55	<b>Management of companies &amp; enterprises</b> .....	(B)	(D)	(D)	2	1	—	—	—	1	—	—	—	—
56	<b>Admin, support, waste mgt, remediation services</b> .....	(C)	(D)	(D)	17	12	3	1	1	—	—	—	—	—
561	Administrative & support services .....	(C)	(D)	(D)	17	12	3	1	1	—	—	—	—	—
62	<b>Health care and social assistance</b> .....	528	2 498	10 770	32	14	6	4	6	1	1	—	—	—
621	Ambulatory health care services .....	191	1 119	4 732	16	9	3	1	2	1	—	—	—	—
623	Nursing & residential care facilities .....	274	1 222	5 433	7	—	1	2	3	—	1	—	—	—
6231	Nursing care facilities .....	(C)	(D)	(D)	1	—	—	—	—	—	1	—	—	—
62311	Nursing care facilities .....	(C)	(D)	(D)	1	—	—	—	—	—	1	—	—	—
71	<b>Arts, entertainment &amp; recreation</b> .....	(B)	(D)	(D)	11	9	1	—	1	—	—	—	—	—
72	<b>Accommodation &amp; food services</b> .....	549	1 194	4 990	37	10	7	9	10	1	—	—	—	—
722	Food services & drinking places .....	(F)	(D)	(D)	34	7	7	9	10	1	—	—	—	—
7221	Full-service restaurants .....	232	505	2 042	14	2	2	5	5	—	—	—	—	—
72211	Full-service restaurants .....	232	505	2 042	14	2	2	5	5	—	—	—	—	—
722110	Full-service restaurants .....	232	505	2 042	14	2	2	5	5	—	—	—	—	—
7222	Limited-service eating places .....	304	661	2 798	18	3	5	4	5	1	—	—	—	—
72221	Limited-service eating places .....	304	661	2 798	18	3	5	4	5	1	—	—	—	—
722211	Limited-service restaurants .....	304	661	2 798	18	3	5	4	5	1	—	—	—	—
81	<b>Other services (except public administration)</b> .....	401	1 484	5 987	93	60	27	4	2	—	—	—	—	—
811	Repair & maintenance .....	118	656	2 710	38	29	7	2	—	—	—	—	—	—
813	Religious, grantmaking, civic, prof & like organizations .....	247	739	2 909	47	28	15	2	2	—	—	—	—	—
8131	Religious organizations .....	238	692	2 706	41	22	15	2	2	—	—	—	—	—
81311	Religious organizations .....	238	692	2 706	41	22	15	2	2	—	—	—	—	—
813110	Religious organizations .....	238	692	2 706	41	22	15	2	2	—	—	—	—	—
99	<b>Unclassified establishments</b> .....	(A)	(D)	(D)	1	1	—	—	—	—	—	—	—	—
<b>ALLEGHANY</b>														
	<b>Total</b> .....	2 573	13 223	55 087	295	187	54	28	15	8	3	—	—	—
11	<b>Forestry, fishing, hunting, and agriculture support</b> .....	(A)	(D)	(D)	2	2	—	—	—	—	—	—	—	—
22	<b>Utilities</b> .....	(B)	(D)	(D)	1	—	—	—	1	—	—	—	—	—
23	<b>Construction</b> .....	330	1 168	5 030	71	50	13	6	1	1	—	—	—	—
233	Building, developing & general contracting .....	191	749	3 055	23	11	5	5	1	1	—	—	—	—
2332	Residential building construction .....	165	639	2 447	19	9	4	4	1	1	—	—	—	—
23321	Single-family housing construction .....	165	639	2 447	19	9	4	4	1	1	—	—	—	—
233210	Single-family housing construction .....	165	639	2 447	19	9	4	4	1	1	—	—	—	—
235	Special trade contractors .....	129	389	1 751	43	34	8	1	—	—	—	—	—	—
31-33	<b>Manufacturing</b> .....	727	5 476	20 108	20	9	3	—	3	3	2	—	—	—
313	Textile mills .....	(C)	(D)	(D)	1	—	—	—	—	—	1	—	—	—
3131	Fiber, yarn & thread mills .....	(C)	(D)	(D)	1	—	—	—	—	—	1	—	—	—
31311	Fiber, yarn & thread mills .....	(C)	(D)	(D)	1	—	—	—	—	—	1	—	—	—
321	Wood product mfg .....	(C)	(D)	(D)	4	1	2	—	—	1	—	—	—	—
3212	Veneer, plywood & engineered wood product mfg .....	(C)	(D)	(D)	2	—	1	—	—	1	—	—	—	—
32121	Veneer, plywood & engineered wood product mfg .....	(C)	(D)	(D)	2	—	1	—	—	1	—	—	—	—
333	Machinery mfg .....	(C)	(D)	(D)	3	2	—	—	—	—	1	—	—	—
3333	Commercial & service industry machinery mfg ..	(C)	(D)	(D)	1	—	—	—	—	—	1	—	—	—
33331	Commercial & service industry machinery mfg ..	(C)	(D)	(D)	1	—	—	—	—	—	1	—	—	—
42	<b>Wholesale trade</b> .....	(B)	(D)	(D)	6	4	1	1	—	—	—	—	—	—
44-45	<b>Retail trade</b> .....	363	1 172	5 005	45	23	11	6	4	1	—	—	—	—
48-49	<b>Transportation &amp; warehousing</b> .....	(C)	(D)	(D)	5	3	1	—	—	1	—	—	—	—
484	Truck transportation .....	(C)	(D)	(D)	5	3	1	—	—	1	—	—	—	—
4841	General freight trucking .....	(C)	(D)	(D)	3	1	1	—	—	1	—	—	—	—
51	<b>Information</b> .....	(B)	(D)	(D)	6	3	3	—	—	—	—	—	—	—
52	<b>Finance &amp; insurance</b> .....	95	606	2 347	17	9	5	2	1	—	—	—	—	—
53	<b>Real estate &amp; rental &amp; leasing</b> .....	15	51	273	12	11	1	—	—	—	—	—	—	—
54	<b>Professional, scientific &amp; technical services</b> .....	39	131	569	17	16	—	1	—	—	—	—	—	—
55	<b>Management of companies &amp; enterprises</b> ..	(A)	(D)	(D)	2	2	—	—	—	—	—	—	—	—

See footnotes at end of table.

**Table 6. Counties—Employees, Payroll, and Establishments by Industry: 2002—Con.**

[Excludes most government employees, railroad employees, and self-employed persons. Size class 1 to 4 includes establishments with payroll, but no employees, during mid-March pay period. (D) denotes figures withheld to avoid disclosing data for individual companies; the data are included in broader industry totals. Detailed industries with 100 or more employees are shown if industry was not a (D). For explanation of terms, abbreviations, and data reliability/comparability, see introductory text]

NAICS code	Industry	Number of employees for week including March 12	Payroll (\$1,000)		Total number of establishments	Number of establishments by employment-size class								
			First quarter	Annual		1 to 4	5 to 9	10 to 19	20 to 49	50 to 99	100 to 249	250 to 499	500 to 999	1,000 or more
<b>ALLEGHANY—Con.</b>														
56	<b>Admin, support, waste mgt, remediation services</b>	(A)	(D)	(D)	8	8	—	—	—	—	—	—	—	—
61	<b>Educational services</b>	(A)	(D)	(D)	1	1	—	—	—	—	—	—	—	—
62	<b>Health care and social assistance</b>	466	2 343	10 065	32	16	5	7	2	1	1	—	—	—
621	Ambulatory health care services	101	538	2 692	15	9	3	2	1	—	—	—	—	—
622	Hospitals	(C)	(D)	(D)	1	—	—	—	—	—	1	—	—	—
6221	General medical & surgical hospitals	(C)	(D)	(D)	1	—	—	—	—	—	1	—	—	—
62211	General medical & surgical hospitals	(C)	(D)	(D)	1	—	—	—	—	—	1	—	—	—
623	Nursing & residential care facilities	126	494	2 321	4	1	—	1	1	1	—	—	—	—
71	<b>Arts, entertainment &amp; recreation</b>	70	400	2 709	5	—	2	2	1	—	—	—	—	—
72	<b>Accommodation &amp; food services</b>	225	368	1 945	22	10	6	3	2	1	—	—	—	—
722	Food services & drinking places	(C)	(D)	(D)	19	8	5	3	2	1	—	—	—	—
7221	Full-service restaurants	138	167	1 014	15	8	5	1	—	1	—	—	—	—
72211	Full-service restaurants	138	167	1 014	15	8	5	1	—	1	—	—	—	—
722110	Full-service restaurants	138	167	1 014	15	8	5	1	—	1	—	—	—	—
81	<b>Other services (except public administration)</b>	48	180	858	20	17	3	—	—	—	—	—	—	—
95	<b>Auxiliaries (exc corporate, subsidiary &amp; regional mgt)</b>	(A)	(D)	(D)	1	1	—	—	—	—	—	—	—	—
99	<b>Unclassified establishments</b>	(A)	(D)	(D)	2	2	—	—	—	—	—	—	—	—
<b>ANSON</b>														
	<b>Total</b>	5 478	31 783	136 120	453	269	84	50	25	14	8	3	—	—
11	<b>Forestry, fishing, hunting, and agriculture support</b>	147	980	4 006	32	19	10	2	1	—	—	—	—	—
113	Forestry and logging	132	867	3 536	27	16	8	2	1	—	—	—	—	—
1133	Logging	118	760	3 181	24	14	7	2	1	—	—	—	—	—
11331	Logging	118	760	3 181	24	14	7	2	1	—	—	—	—	—
113310	Logging	118	760	3 181	24	14	7	2	1	—	—	—	—	—
21	<b>Mining</b>	(C)	(D)	(D)	2	—	—	—	—	2	—	—	—	—
212	Mining (except oil & gas)	(C)	(D)	(D)	2	—	—	—	—	2	—	—	—	—
2123	Nonmetallic mineral mining & quarrying	(C)	(D)	(D)	2	—	—	—	—	2	—	—	—	—
21232	Sand, gravel, clay, refractory minerals mining	(C)	(D)	(D)	2	—	—	—	—	2	—	—	—	—
22	<b>Utilities</b>	(B)	(D)	(D)	2	—	—	1	1	—	—	—	—	—
23	<b>Construction</b>	321	2 525	11 513	50	35	9	2	3	1	—	—	—	—
235	Special trade contractors	249	2 060	9 193	38	27	7	1	2	1	—	—	—	—
2351	Plumbing, heating & AC contractor	158	1 546	7 054	14	9	2	1	1	1	—	—	—	—
23511	Plumbing, heating & AC contractor	158	1 546	7 054	14	9	2	1	1	1	—	—	—	—
235110	Plumbing, heating & AC contractor	158	1 546	7 054	14	9	2	1	1	1	—	—	—	—
31-33	<b>Manufacturing</b>	1 982	12 855	52 586	32	5	10	5	3	2	4	3	—	—
311	Food mfg	(C)	(D)	(D)	2	—	1	—	—	—	1	—	—	—
3116	Animal slaughtering & processing	(C)	(D)	(D)	1	—	—	—	—	—	1	—	—	—
31161	Animal slaughtering & processing	(C)	(D)	(D)	1	—	—	—	—	—	1	—	—	—
313	Textile mills	1 071	6 509	25 762	4	—	1	—	—	—	—	—	3	—
3132	Fabric mills	(G)	(D)	(D)	3	—	—	—	—	—	—	—	3	—
31321	Broadwoven fabric mills	(F)	(D)	(D)	2	—	—	—	—	—	—	—	2	—
31324	Knit fabric mills	(E)	(D)	(D)	1	—	—	—	—	—	—	—	1	—
315	Apparel manufacturing	101	450	1 027	4	—	3	—	—	1	—	—	—	—
325	Chemical mfg	(C)	(D)	(D)	1	—	—	—	—	—	1	—	—	—
3252	Resin, syn rubber, artf & syn fibers, fil mfg	(C)	(D)	(D)	1	—	—	—	—	—	1	—	—	—
32522	Artificial & synthetic fibers, filaments mfg	(C)	(D)	(D)	1	—	—	—	—	—	1	—	—	—
332	Fabricated metal product mfg	161	923	4 180	6	1	1	2	1	—	1	—	—	—
3324	Boiler, tank & shipping container mfg	(C)	(D)	(D)	1	—	—	—	—	—	1	—	—	—
33241	Power boiler & heat exchanger mfg	(C)	(D)	(D)	1	—	—	—	—	—	1	—	—	—
333	Machinery mfg	(C)	(D)	(D)	1	—	—	—	—	—	1	—	—	—
3339	Other general purpose machinery mfg	(C)	(D)	(D)	1	—	—	—	—	—	1	—	—	—
33392	Material handling equipment mfg	(C)	(D)	(D)	1	—	—	—	—	—	1	—	—	—
339	Miscellaneous mfg	102	514	2 309	3	—	—	2	—	1	—	—	—	—
3391	Medical equipment & supplies mfg	102	514	2 309	3	—	—	2	—	1	—	—	—	—
33911	Medical equipment & supplies mfg	102	514	2 309	3	—	—	2	—	1	—	—	—	—
339113	Surgical appliance & supplies mfg	102	514	2 309	3	—	—	2	—	1	—	—	—	—
42	<b>Wholesale trade</b>	395	2 737	13 842	16	9	1	2	1	2	1	—	—	—
421	Wholesale trade, durable goods	276	1 830	10 742	9	5	—	1	1	1	1	—	—	—
4212	Furniture & home furnishing whsle	(C)	(D)	(D)	1	—	—	—	—	—	1	—	—	—
42122	Home furnishing whsle	(C)	(D)	(D)	1	—	—	—	—	—	1	—	—	—
422	Wholesale trade, nondurable goods	119	907	3 100	7	4	1	1	—	1	—	—	—	—

See footnotes at end of table.



**Table 6. Counties—Employees, Payroll, and Establishments by Industry: 2002—Con.**

[Excludes most government employees, railroad employees, and self-employed persons. Size class 1 to 4 includes establishments with payroll, but no employees, during mid-March pay period. (D) denotes figures withheld to avoid disclosing data for individual companies; the data are included in broader industry totals. Detailed industries with 100 or more employees are shown if industry was not a (D). For explanation of terms, abbreviations, and data reliability/comparability, see introductory text]

NAICS code	Industry	Number of employees for week including March 12	Payroll (\$1,000)		Total number of establishments	Number of establishments by employment-size class								
			First quarter	Annual		1 to 4	5 to 9	10 to 19	20 to 49	50 to 99	100 to 249	250 to 499	500 to 999	1,000 or more
<b>ANSON—Con.</b>														
<b>44-45</b>	<b>Retail trade</b> .....	<b>640</b>	<b>2 427</b>	<b>10 140</b>	<b>84</b>	<b>47</b>	<b>20</b>	<b>12</b>	<b>2</b>	<b>2</b>	<b>1</b>	—	—	—
445	Food & beverage stores .....	187	580	2 364	16	10	1	2	1	2	—	—	—	—
4451	Grocery stores .....	(C)	(D)	(D)	14	9	—	2	1	2	—	—	—	—
44511	Grocery (except convenience) stores .....	154	472	1 903	6	2	—	1	1	2	—	—	—	—
445110	Grocery (except convenience) stores .....	154	472	1 903	6	2	—	1	1	2	—	—	—	—
452	General merchandise stores .....	134	420	1 876	6	1	4	—	—	—	1	—	—	—
4521	Department stores .....	(C)	(D)	(D)	1	—	—	—	—	—	1	—	—	—
45211	Department stores .....	(C)	(D)	(D)	1	—	—	—	—	—	1	—	—	—
<b>48-49</b>	<b>Transportation &amp; warehousing</b> .....	<b>182</b>	<b>1 493</b>	<b>6 182</b>	<b>26</b>	<b>19</b>	<b>5</b>	<b>1</b>	—	—	<b>1</b>	—	—	—
484	Truck transportation .....	(C)	(D)	(D)	24	17	5	1	—	—	1	—	—	—
4841	General freight trucking .....	138	1 276	5 284	14	10	3	—	—	—	1	—	—	—
48412	General freight trucking, long-distance .....	(C)	(D)	(D)	5	3	1	—	—	—	1	—	—	—
<b>51</b>	<b>Information</b> .....	<b>(B)</b>	<b>(D)</b>	<b>(D)</b>	<b>4</b>	<b>2</b>	—	<b>2</b>	—	—	—	—	—	—
<b>52</b>	<b>Finance &amp; insurance</b> .....	<b>109</b>	<b>584</b>	<b>2 487</b>	<b>22</b>	<b>13</b>	<b>7</b>	<b>1</b>	<b>1</b>	—	—	—	—	—
<b>53</b>	<b>Real estate &amp; rental &amp; leasing</b> .....	<b>14</b>	<b>60</b>	<b>315</b>	<b>10</b>	<b>10</b>	—	—	—	—	—	—	—	—
<b>54</b>	<b>Professional, scientific &amp; technical services</b> .....	<b>83</b>	<b>462</b>	<b>1 866</b>	<b>19</b>	<b>12</b>	<b>5</b>	<b>2</b>	—	—	—	—	—	—
<b>55</b>	<b>Management of companies &amp; enterprises</b> .....	<b>(C)</b>	<b>(D)</b>	<b>(D)</b>	<b>3</b>	<b>1</b>	—	—	<b>1</b>	—	<b>1</b>	—	—	—
551	Management of companies & enterprises .....	(C)	(D)	(D)	3	1	—	—	1	—	1	—	—	—
5511	Management of companies & enterprises .....	(C)	(D)	(D)	3	1	—	—	1	—	1	—	—	—
55111	Management of companies & enterprises .....	(C)	(D)	(D)	3	1	—	—	1	—	1	—	—	—
<b>56</b>	<b>Admin. support, waste mgt, remediation services</b> .....	<b>258</b>	<b>897</b>	<b>3 836</b>	<b>20</b>	<b>12</b>	<b>3</b>	<b>1</b>	<b>2</b>	<b>2</b>	—	—	—	—
561	Administrative & support services .....	(C)	(D)	(D)	17	11	2	1	1	2	—	—	—	—
<b>61</b>	<b>Educational services</b> .....	<b>(A)</b>	<b>(D)</b>	<b>(D)</b>	<b>2</b>	<b>2</b>	—	—	—	—	—	—	—	—
<b>62</b>	<b>Health care and social assistance</b> .....	<b>383</b>	<b>2 174</b>	<b>9 557</b>	<b>37</b>	<b>17</b>	<b>5</b>	<b>11</b>	<b>3</b>	<b>1</b>	—	—	—	—
621	Ambulatory health care services .....	173	1 323	5 657	22	11	3	6	2	—	—	—	—	—
624	Social assistance .....	(C)	(D)	(D)	12	4	2	5	1	—	—	—	—	—
<b>71</b>	<b>Arts, entertainment &amp; recreation</b> .....	<b>(A)</b>	<b>(D)</b>	<b>(D)</b>	<b>4</b>	<b>4</b>	—	—	—	—	—	—	—	—
<b>72</b>	<b>Accommodation &amp; food services</b> .....	<b>404</b>	<b>915</b>	<b>4 022</b>	<b>27</b>	<b>9</b>	<b>5</b>	<b>5</b>	<b>6</b>	<b>2</b>	—	—	—	—
722	Food services & drinking places .....	392	876	3 857	24	7	5	4	6	2	—	—	—	—
7222	Limited-service eating places .....	295	682	2 982	12	2	1	3	4	2	—	—	—	—
72221	Limited-service eating places .....	295	682	2 982	12	2	1	3	4	2	—	—	—	—
722211	Limited-service restaurants .....	295	682	2 982	12	2	1	3	4	2	—	—	—	—
<b>81</b>	<b>Other services (except public administration)</b> .....	<b>187</b>	<b>687</b>	<b>2 714</b>	<b>57</b>	<b>49</b>	<b>4</b>	<b>3</b>	<b>1</b>	—	—	—	—	—
<b>99</b>	<b>Unclassified establishments</b> .....	<b>(A)</b>	<b>(D)</b>	<b>(D)</b>	<b>4</b>	<b>4</b>	—	—	—	—	—	—	—	—
<b>ASHE</b>														
	<b>Total</b> .....	<b>5 573</b>	<b>28 162</b>	<b>129 456</b>	<b>561</b>	<b>346</b>	<b>113</b>	<b>55</b>	<b>30</b>	<b>8</b>	<b>5</b>	<b>4</b>	—	—
<b>11</b>	<b>Forestry, fishing, hunting, and agriculture support</b> .....	<b>(A)</b>	<b>(D)</b>	<b>(D)</b>	<b>6</b>	<b>6</b>	—	—	—	—	—	—	—	—
<b>21</b>	<b>Mining</b> .....	<b>(B)</b>	<b>(D)</b>	<b>(D)</b>	<b>2</b>	<b>1</b>	—	—	<b>1</b>	—	—	—	—	—
<b>22</b>	<b>Utilities</b> .....	<b>(B)</b>	<b>(D)</b>	<b>(D)</b>	<b>3</b>	<b>1</b>	—	<b>1</b>	<b>1</b>	—	—	—	—	—
<b>23</b>	<b>Construction</b> .....	<b>698</b>	<b>3 540</b>	<b>18 279</b>	<b>102</b>	<b>69</b>	<b>23</b>	<b>5</b>	<b>4</b>	<b>1</b>	<b>1</b>	—	—	—
233	Building, developing & general contracting .....	219	952	4 242	43	28	10	3	2	—	—	—	—	—
2332	Residential building construction .....	(C)	(D)	(D)	34	24	7	1	2	—	—	—	—	—
23321	Single-family housing construction .....	135	610	2 805	33	24	7	1	1	—	—	—	—	—
233210	Single-family housing construction .....	135	610	2 805	33	24	7	1	1	—	—	—	—	—
234	Heavy construction .....	275	1 693	9 778	9	4	4	—	—	—	1	—	—	—
2341	Highway, street, bridge & tunnel construction .....	(E)	(D)	(D)	5	2	2	—	—	—	1	—	—	—
23411	Highway & street construction .....	(E)	(D)	(D)	5	2	2	—	—	—	1	—	—	—
235	Special trade contractors .....	204	895	4 259	50	37	9	2	2	—	—	—	—	—
<b>31-33</b>	<b>Manufacturing</b> .....	<b>1 272</b>	<b>8 011</b>	<b>38 402</b>	<b>31</b>	<b>13</b>	<b>4</b>	<b>4</b>	<b>4</b>	<b>2</b>	<b>2</b>	<b>2</b>	—	—
315	Apparel manufacturing .....	(C)	(D)	(D)	1	—	—	—	—	—	1	—	—	—
3152	Cut & sew apparel mfg .....	(C)	(D)	(D)	1	—	—	—	—	—	1	—	—	—
31523	Women's, girls' cut & sew apparel mfg .....	(C)	(D)	(D)	1	—	—	—	—	—	1	—	—	—
321	Wood product mfg .....	122	744	3 417	7	3	1	1	1	1	—	—	—	—
326	Plastics & rubber products mfg .....	(C)	(D)	(D)	1	—	—	—	—	—	1	—	—	—
3262	Rubber product mfg .....	(C)	(D)	(D)	1	—	—	—	—	—	1	—	—	—
32622	Rubber & plastics hoses & belting mfg .....	(C)	(D)	(D)	1	—	—	—	—	—	1	—	—	—
332	Fabricated metal product mfg .....	(E)	(D)	(D)	4	3	—	—	—	—	—	1	—	—
3322	Cutlery & handtool mfg .....	(E)	(D)	(D)	1	—	—	—	—	—	—	1	—	—
33221	Cutlery & handtool mfg .....	(E)	(D)	(D)	1	—	—	—	—	—	—	1	—	—
334	Computer & electronic product mfg .....	(E)	(D)	(D)	2	—	—	—	1	—	—	—	—	—
3344	Semiconductor & oth electronic component mfg .....	(E)	(D)	(D)	2	—	—	—	1	—	—	—	—	—
33441	Semiconductor & oth electronic component mfg .....	(E)	(D)	(D)	2	—	—	—	1	—	—	—	—	—
<b>42</b>	<b>Wholesale trade</b> .....	<b>83</b>	<b>448</b>	<b>2 010</b>	<b>24</b>	<b>17</b>	<b>7</b>	—	—	—	—	—	—	—

See footnotes at end of table.

**Table 6. Counties—Employees, Payroll, and Establishments by Industry: 2002—Con.**

[Excludes most government employees, railroad employees, and self-employed persons. Size class 1 to 4 includes establishments with payroll, but no employees, during mid-March pay period. (D) denotes figures withheld to avoid disclosing data for individual companies; the data are included in broader industry totals. Detailed industries with 100 or more employees are shown if industry was not a (D). For explanation of terms, abbreviations, and data reliability/comparability, see introductory text]

NAICS code	Industry	Number of employees for week including March 12	Payroll (\$1,000)		Total number of establishments	Number of establishments by employment-size class								
			First quarter	Annual		1 to 4	5 to 9	10 to 19	20 to 49	50 to 99	100 to 249	250 to 499	500 to 999	1,000 or more
<b>ASHE—Con.</b>														
<b>44-45</b>	<b>Retail trade</b> .....	<b>1 157</b>	<b>4 920</b>	<b>20 604</b>	<b>116</b>	<b>71</b>	<b>23</b>	<b>9</b>	<b>9</b>	<b>3</b>	—	<b>1</b>	—	—
441	Motor vehicle & parts dealers .....	113	916	3 894	18	12	3	1	2	—	—	—	—	—
444	Bldg material & garden equip & supp dealers .....	171	836	3 707	18	9	1	5	3	—	—	—	—	—
4441	Building material & supplies dealers .....	142	736	3 304	12	5	—	4	3	—	—	—	—	—
445	Food & beverage stores .....	220	727	2 849	11	5	3	—	1	2	—	—	—	—
4451	Grocery stores .....	(C)	(D)	(D)	10	4	3	—	1	2	—	—	—	—
44511	Grocery (except convenience) stores .....	216	712	2 773	8	2	3	—	1	2	—	—	—	—
445110	Grocery (except convenience) stores .....	216	712	2 773	8	2	3	—	1	2	—	—	—	—
447	Gasoline stations .....	160	528	1 994	18	11	5	1	—	1	—	—	—	—
4471	Gasoline stations .....	160	528	1 994	18	11	5	1	—	1	—	—	—	—
44711	Gasoline stations with convenience stores .....	139	441	1 672	14	10	2	1	—	1	—	—	—	—
447110	Gasoline stations with convenience stores .....	139	441	1 672	14	10	2	1	—	1	—	—	—	—
452	General merchandise stores .....	322	1 136	4 938	9	5	2	—	1	—	—	1	—	—
4521	Department stores .....	(E)	(D)	(D)	1	—	—	—	—	—	—	1	—	—
45211	Department stores .....	(E)	(D)	(D)	1	—	—	—	—	—	—	1	—	—
<b>48-49</b>	<b>Transportation &amp; warehousing</b> .....	<b>72</b>	<b>355</b>	<b>1 577</b>	<b>13</b>	<b>6</b>	<b>5</b>	<b>2</b>	—	—	—	—	—	—
<b>51</b>	<b>Information</b> .....	<b>194</b>	<b>1 708</b>	<b>7 085</b>	<b>10</b>	<b>5</b>	—	<b>1</b>	<b>3</b>	<b>1</b>	—	—	—	—
513	Broadcasting & telecommunications .....	(C)	(D)	(D)	4	1	—	1	1	1	—	—	—	—
5133	Telecommunications .....	(C)	(D)	(D)	2	—	—	—	1	1	—	—	—	—
51331	Wired telecommunications carriers .....	(C)	(D)	(D)	2	—	—	—	1	1	—	—	—	—
<b>52</b>	<b>Finance &amp; insurance</b> .....	<b>186</b>	<b>1 000</b>	<b>4 092</b>	<b>33</b>	<b>18</b>	<b>7</b>	<b>7</b>	<b>1</b>	—	—	—	—	—
522	Credit intermediation & related activities .....	138	741	2 856	20	9	5	5	1	—	—	—	—	—
5221	Depository credit intermediation .....	(C)	(D)	(D)	15	5	4	5	1	—	—	—	—	—
<b>53</b>	<b>Real estate &amp; rental &amp; leasing</b> .....	<b>63</b>	<b>214</b>	<b>887</b>	<b>22</b>	<b>19</b>	<b>2</b>	<b>1</b>	—	—	—	—	—	—
<b>54</b>	<b>Professional, scientific &amp; technical services</b> .....	<b>71</b>	<b>280</b>	<b>1 145</b>	<b>24</b>	<b>17</b>	<b>6</b>	<b>1</b>	—	—	—	—	—	—
<b>55</b>	<b>Management of companies &amp; enterprises</b> .....	<b>(B)</b>	<b>(D)</b>	<b>(D)</b>	<b>1</b>	—	—	—	<b>1</b>	—	—	—	—	—
<b>56</b>	<b>Admin, support, waste mgt, remediation services</b> .....	<b>(B)</b>	<b>(D)</b>	<b>(D)</b>	<b>12</b>	<b>11</b>	—	<b>1</b>	—	—	—	—	—	—
<b>61</b>	<b>Educational services</b> .....	<b>(A)</b>	<b>(D)</b>	<b>(D)</b>	<b>1</b>	<b>1</b>	—	—	—	—	—	—	—	—
<b>62</b>	<b>Health care and social assistance</b> .....	<b>870</b>	<b>4 898</b>	<b>21 782</b>	<b>46</b>	<b>19</b>	<b>13</b>	<b>10</b>	<b>1</b>	—	<b>2</b>	<b>1</b>	—	—
621	Ambulatory health care services .....	145	1 190	5 470	26	13	8	5	—	—	—	—	—	—
622	Hospitals .....	(E)	(D)	(D)	2	—	1	—	—	—	—	1	—	—
6221	General medical & surgical hospitals .....	(E)	(D)	(D)	1	—	—	—	—	—	—	1	—	—
62211	General medical & surgical hospitals .....	(E)	(D)	(D)	1	—	—	—	—	—	—	1	—	—
623	Nursing & residential care facilities .....	(C)	(D)	(D)	3	1	—	—	1	—	1	—	—	—
6231	Nursing care facilities .....	(C)	(D)	(D)	1	—	—	—	—	—	1	—	—	—
62311	Nursing care facilities .....	(C)	(D)	(D)	1	—	—	—	—	—	1	—	—	—
624	Social assistance .....	258	1 016	4 103	15	5	4	5	—	—	1	—	—	—
6241	Individual & family services .....	(C)	(D)	(D)	7	2	—	4	—	—	1	—	—	—
62412	Services for elderly & disabled persons .....	195	795	3 195	4	—	—	3	—	—	1	—	—	—
624120	Services for elderly & disabled persons .....	195	795	3 195	4	—	—	3	—	—	1	—	—	—
<b>71</b>	<b>Arts, entertainment &amp; recreation</b> .....	<b>(A)</b>	<b>(D)</b>	<b>(D)</b>	<b>4</b>	<b>3</b>	<b>1</b>	—	—	—	—	—	—	—
<b>72</b>	<b>Accommodation &amp; food services</b> .....	<b>514</b>	<b>1 079</b>	<b>5 785</b>	<b>38</b>	<b>12</b>	<b>9</b>	<b>10</b>	<b>5</b>	<b>2</b>	—	—	—	—
722	Food services & drinking places .....	425	857	4 091	30	8	8	8	5	1	—	—	—	—
7221	Full-service restaurants .....	(C)	(D)	(D)	13	4	5	2	2	—	—	—	—	—
72211	Full-service restaurants .....	(C)	(D)	(D)	13	4	5	2	2	—	—	—	—	—
7222	Limited-service eating places .....	283	649	2 659	16	3	3	6	3	1	—	—	—	—
72221	Limited-service eating places .....	283	649	2 659	16	3	3	6	3	1	—	—	—	—
<b>81</b>	<b>Other services (except public administration)</b> .....	<b>210</b>	<b>685</b>	<b>3 025</b>	<b>70</b>	<b>54</b>	<b>13</b>	<b>3</b>	—	—	—	—	—	—
<b>99</b>	<b>Unclassified establishments</b> .....	<b>(A)</b>	<b>(D)</b>	<b>(D)</b>	<b>3</b>	<b>3</b>	—	—	—	—	—	—	—	—
<b>AVERY</b>														
	<b>Total</b> .....	<b>5 695</b>	<b>25 235</b>	<b>105 299</b>	<b>541</b>	<b>322</b>	<b>102</b>	<b>63</b>	<b>38</b>	<b>8</b>	<b>5</b>	<b>3</b>	—	—
<b>11</b>	<b>Forestry, fishing, hunting, and agriculture support</b> .....	<b>(A)</b>	<b>(D)</b>	<b>(D)</b>	<b>1</b>	<b>1</b>	—	—	—	—	—	—	—	—
<b>21</b>	<b>Mining</b> .....	<b>(A)</b>	<b>(D)</b>	<b>(D)</b>	<b>3</b>	<b>3</b>	—	—	—	—	—	—	—	—
<b>22</b>	<b>Utilities</b> .....	<b>(B)</b>	<b>(D)</b>	<b>(D)</b>	<b>3</b>	<b>1</b>	—	<b>1</b>	<b>1</b>	—	—	—	—	—
<b>23</b>	<b>Construction</b> .....	<b>439</b>	<b>2 180</b>	<b>10 231</b>	<b>93</b>	<b>59</b>	<b>22</b>	<b>10</b>	<b>2</b>	—	—	—	—	—
233	Building, developing & general contracting .....	260	1 373	6 303	42	18	15	8	1	—	—	—	—	—
2332	Residential building construction .....	203	1 077	4 668	36	16	14	6	—	—	—	—	—	—
23321	Single-family housing construction .....	203	1 077	4 668	36	16	14	6	—	—	—	—	—	—
233210	Single-family housing construction .....	203	1 077	4 668	36	16	14	6	—	—	—	—	—	—
235	Special trade contractors .....	(C)	(D)	(D)	45	36	7	2	—	—	—	—	—	—
<b>31-33</b>	<b>Manufacturing</b> .....	<b>344</b>	<b>1 901</b>	<b>7 270</b>	<b>15</b>	<b>6</b>	<b>3</b>	<b>3</b>	<b>1</b>	<b>1</b>	<b>1</b>	—	—	—
315	Apparel manufacturing .....	(C)	(D)	(D)	1	—	—	—	—	—	1	—	—	—
3151	Apparel knitting mills .....	(C)	(D)	(D)	1	—	—	—	—	—	1	—	—	—
31511	Hosiery & sock mills .....	(C)	(D)	(D)	1	—	—	—	—	—	1	—	—	—
<b>42</b>	<b>Wholesale trade</b> .....	<b>88</b>	<b>568</b>	<b>2 563</b>	<b>17</b>	<b>10</b>	<b>5</b>	<b>2</b>	—	—	—	—	—	—

See footnotes at end of table.

**Table 6. Counties—Employees, Payroll, and Establishments by Industry: 2002—Con.**

[Excludes most government employees, railroad employees, and self-employed persons. Size class 1 to 4 includes establishments with payroll, but no employees, during mid-March pay period. (D) denotes figures withheld to avoid disclosing data for individual companies; the data are included in broader industry totals. Detailed industries with 100 or more employees are shown if industry was not a (D). For explanation of terms, abbreviations, and data reliability/comparability, see introductory text]

NAICS code	Industry	Number of employees for week including March 12	Payroll (\$1,000)		Total number of establishments	Number of establishments by employment-size class									
			First quarter	Annual		1 to 4	5 to 9	10 to 19	20 to 49	50 to 99	100 to 249	250 to 499	500 to 999	1,000 or more	
	<b>AVERY—Con.</b>														
<b>44-45</b>	<b>Retail trade</b> .....	<b>672</b>	<b>2 620</b>	<b>11 111</b>	<b>96</b>	<b>60</b>	<b>21</b>	<b>8</b>	<b>5</b>	<b>2</b>	—	—	—	—	—
445	Food & beverage stores .....	229	868	3 732	14	8	2	—	2	2	—	—	—	—	—
4451	Grocery stores (C) .....	(D)	(D)	(D)	12	6	2	—	2	2	—	—	—	—	—
44511	Grocery (except convenience) stores .....	206	781	3 312	6	2	—	—	2	2	—	—	—	—	—
445110	Grocery (except convenience) stores .....	206	781	3 312	6	2	—	—	2	2	—	—	—	—	—
451	Sporting goods, hobby, book & music stores .....	113	375	1 342	8	4	2	—	2	—	—	—	—	—	—
4511	Sporting goods, hobby, musical instrument stores .....	113	375	1 342	8	4	2	—	2	—	—	—	—	—	—
45111	Sporting goods stores .....	113	375	1 342	8	4	2	—	2	—	—	—	—	—	—
451110	Sporting goods stores .....	113	375	1 342	8	4	2	—	2	—	—	—	—	—	—
<b>48-49</b>	<b>Transportation &amp; warehousing</b> .....	<b>140</b>	<b>936</b>	<b>4 194</b>	<b>14</b>	<b>8</b>	<b>1</b>	<b>1</b>	<b>4</b>	—	—	—	—	—	—
484	Truck transportation .....	(C)	(D)	(D)	13	7	1	1	4	—	—	—	—	—	—
4841	General freight trucking .....	129	896	4 010	9	3	1	1	4	—	—	—	—	—	—
<b>51</b>	<b>Information</b> .....	<b>(B)</b>	<b>(D)</b>	<b>(D)</b>	<b>6</b>	<b>2</b>	<b>2</b>	<b>2</b>	—	—	—	—	—	—	—
<b>52</b>	<b>Finance &amp; insurance</b> .....	<b>84</b>	<b>441</b>	<b>1 910</b>	<b>15</b>	<b>7</b>	<b>5</b>	<b>2</b>	<b>1</b>	—	—	—	—	—	—
<b>53</b>	<b>Real estate &amp; rental &amp; leasing</b> .....	<b>168</b>	<b>838</b>	<b>3 217</b>	<b>34</b>	<b>21</b>	<b>7</b>	<b>5</b>	<b>1</b>	—	—	—	—	—	—
531	Real estate .....	100	517	2 293	27	20	4	3	—	—	—	—	—	—	—
<b>54</b>	<b>Professional, scientific &amp; technical services</b> .....	<b>106</b>	<b>424</b>	<b>1 881</b>	<b>35</b>	<b>28</b>	<b>6</b>	<b>1</b>	—	—	—	—	—	—	—
541	Professional, scientific & technical services .....	106	424	1 881	35	28	6	1	—	—	—	—	—	—	—
<b>55</b>	<b>Management of companies &amp; enterprises</b> .....	<b>(A)</b>	<b>(D)</b>	<b>(D)</b>	<b>1</b>	<b>1</b>	—	—	—	—	—	—	—	—	—
<b>56</b>	<b>Admin, support, waste mgt, remediation services</b> .....	<b>103</b>	<b>324</b>	<b>1 924</b>	<b>25</b>	<b>18</b>	<b>3</b>	<b>2</b>	<b>2</b>	—	—	—	—	—	—
561	Administrative & support services .....	103	324	1 924	25	18	3	2	2	—	—	—	—	—	—
<b>61</b>	<b>Educational services</b> .....	<b>(F)</b>	<b>(D)</b>	<b>(D)</b>	<b>5</b>	<b>2</b>	—	<b>1</b>	<b>1</b>	—	—	—	<b>1</b>	—	—
611	Educational services .....	(F)	(D)	(D)	5	2	—	1	1	—	—	—	1	—	—
6112	Junior colleges .....	(E)	(D)	(D)	1	—	—	—	—	—	—	—	1	—	—
61121	Junior colleges .....	(E)	(D)	(D)	1	—	—	—	—	—	—	—	1	—	—
<b>62</b>	<b>Health care and social assistance</b> .....	<b>1 197</b>	<b>5 622</b>	<b>24 063</b>	<b>45</b>	<b>19</b>	<b>11</b>	<b>7</b>	<b>1</b>	<b>3</b>	<b>3</b>	<b>1</b>	—	—	—
621	Ambulatory health care services .....	471	2 030	8 323	29	15	7	4	—	2	1	—	—	—	—
6216	Home health care services .....	342	1 186	4 650	5	1	1	—	—	2	1	—	—	—	—
62161	Home health care services .....	342	1 186	4 650	5	1	1	—	—	2	1	—	—	—	—
621610	Home health care services .....	342	1 186	4 650	5	1	1	—	—	2	1	—	—	—	—
622	Hospitals .....	(E)	(D)	(D)	1	—	—	—	—	—	—	—	1	—	—
6221	General medical & surgical hospitals .....	(E)	(D)	(D)	1	—	—	—	—	—	—	—	1	—	—
62211	General medical & surgical hospitals .....	(E)	(D)	(D)	1	—	—	—	—	—	—	—	1	—	—
623	Nursing & residential care facilities .....	354	1 645	6 651	4	—	—	1	—	1	2	—	—	—	—
6231	Nursing care facilities .....	(C)	(D)	(D)	2	—	—	1	—	—	1	—	—	—	—
62311	Nursing care facilities .....	(C)	(D)	(D)	2	—	—	1	—	—	1	—	—	—	—
6239	Other residential care facilities .....	(C)	(D)	(D)	2	—	—	—	—	1	1	—	—	—	—
62399	Other residential care facilities .....	(C)	(D)	(D)	2	—	—	—	—	1	1	—	—	—	—
<b>71</b>	<b>Arts, entertainment &amp; recreation</b> .....	<b>579</b>	<b>2 582</b>	<b>9 462</b>	<b>12</b>	<b>4</b>	<b>2</b>	<b>2</b>	<b>2</b>	<b>1</b>	—	<b>1</b>	—	—	—
713	Amusement, gambling & recreation industries .....	(F)	(D)	(D)	8	1	2	2	1	1	—	1	—	—	—
7139	Other amusement & recreation industries .....	(F)	(D)	(D)	8	1	2	2	1	1	—	1	—	—	—
71391	Golf courses & country clubs .....	108	953	5 699	4	—	1	1	1	1	—	—	—	—	—
713910	Golf courses & country clubs .....	108	953	5 699	4	—	1	1	1	1	—	—	—	—	—
71392	Skiing facilities .....	(E)	(D)	(D)	2	—	—	1	—	—	—	—	1	—	—
<b>72</b>	<b>Accommodation &amp; food services</b> .....	<b>819</b>	<b>3 025</b>	<b>11 183</b>	<b>56</b>	<b>23</b>	<b>6</b>	<b>13</b>	<b>12</b>	<b>1</b>	<b>1</b>	—	—	—	—
721	Accommodation .....	334	1 895	6 150	14	7	2	1	2	1	1	—	—	—	—
7211	Traveler accommodation .....	(E)	(D)	(D)	12	6	1	1	2	1	1	—	—	—	—
72111	Hotels (exc casino hotels) & motels .....	321	1 841	5 855	9	3	1	1	2	1	1	—	—	—	—
721110	Hotels (exc casino hotels) & motels .....	321	1 841	5 855	9	3	1	1	2	1	1	—	—	—	—
722	Food services & drinking places .....	485	1 130	5 033	42	16	4	12	10	—	—	—	—	—	—
7221	Full-service restaurants .....	298	595	2 815	26	10	2	9	5	—	—	—	—	—	—
72211	Full-service restaurants .....	298	595	2 815	26	10	2	9	5	—	—	—	—	—	—
722110	Full-service restaurants .....	298	595	2 815	26	10	2	9	5	—	—	—	—	—	—
7222	Limited-service eating places .....	(C)	(D)	(D)	13	4	2	3	4	—	—	—	—	—	—
72221	Limited-service eating places .....	(C)	(D)	(D)	13	4	2	3	4	—	—	—	—	—	—
<b>81</b>	<b>Other services (except public administration)</b> .....	<b>293</b>	<b>1 220</b>	<b>5 459</b>	<b>61</b>	<b>47</b>	<b>7</b>	<b>3</b>	<b>4</b>	—	—	—	—	—	—
813	Religious, grantmaking, civic, prof & like organizations .....	213	823	3 696	38	29	3	3	3	—	—	—	—	—	—
8139	Business, labor, political, like organizations .....	(C)	(D)	(D)	9	4	—	2	3	—	—	—	—	—	—
81399	Oth similar organizations (exc business, prof, labor, pol) .....	124	559	2 546	7	2	—	2	3	—	—	—	—	—	—
813990	Oth similar organizations (exc business, prof, labor, pol) .....	124	559	2 546	7	2	—	2	3	—	—	—	—	—	—
<b>95</b>	<b>Auxiliaries (exc corporate, subsidiary &amp; regional mgt)</b> .....	<b>(B)</b>	<b>(D)</b>	<b>(D)</b>	<b>1</b>	—	—	—	<b>1</b>	—	—	—	—	—	—
<b>99</b>	<b>Unclassified establishments</b> .....	<b>(A)</b>	<b>(D)</b>	<b>(D)</b>	<b>3</b>	<b>2</b>	<b>1</b>	—	—	—	—	—	—	—	—

See footnotes at end of table.

**Table 6. Counties—Employees, Payroll, and Establishments by Industry: 2002—Con.**

[Excludes most government employees, railroad employees, and self-employed persons. Size class 1 to 4 includes establishments with payroll, but no employees, during mid-March pay period. (D) denotes figures withheld to avoid disclosing data for individual companies; the data are included in broader industry totals. Detailed industries with 100 or more employees are shown if industry was not a (D). For explanation of terms, abbreviations, and data reliability/comparability, see introductory text]

NAICS code	Industry	Number of employees for week including March 12	Payroll (\$1,000)		Total number of establishments	Number of establishments by employment-size class								
			First quarter	Annual		1 to 4	5 to 9	10 to 19	20 to 49	50 to 99	100 to 249	250 to 499	500 to 999	1,000 or more
<b>BEAUFORT</b>														
	<b>Total</b> .....	<b>13 854</b>	<b>81 853</b>	<b>343 553</b>	<b>1 166</b>	<b>641</b>	<b>242</b>	<b>157</b>	<b>89</b>	<b>19</b>	<b>11</b>	<b>4</b>	<b>3</b>	<b>-</b>
<b>11</b>	<b>Forestry, fishing, hunting, and agriculture support</b> .....	<b>170</b>	<b>1 142</b>	<b>4 956</b>	<b>22</b>	<b>9</b>	<b>6</b>	<b>5</b>	<b>2</b>	<b>-</b>	<b>-</b>	<b>-</b>	<b>-</b>	<b>-</b>
113	Forestry and logging .....	(C)	(D)	(D)	17	5	6	4	2	-	-	-	-	-
1133	Logging .....	129	812	3 606	15	4	6	3	2	-	-	-	-	-
11331	Logging .....	129	812	3 606	15	4	6	3	2	-	-	-	-	-
113310	Logging .....	129	812	3 606	15	4	6	3	2	-	-	-	-	-
<b>21</b>	<b>Mining</b> .....	<b>(B)</b>	<b>(D)</b>	<b>(D)</b>	<b>1</b>	<b>-</b>	<b>-</b>	<b>-</b>	<b>-</b>	<b>1</b>	<b>-</b>	<b>-</b>	<b>-</b>	<b>-</b>
<b>22</b>	<b>Utilities</b> .....	<b>(B)</b>	<b>(D)</b>	<b>(D)</b>	<b>2</b>	<b>-</b>	<b>-</b>	<b>1</b>	<b>1</b>	<b>-</b>	<b>-</b>	<b>-</b>	<b>-</b>	<b>-</b>
<b>23</b>	<b>Construction</b> .....	<b>686</b>	<b>3 673</b>	<b>16 279</b>	<b>129</b>	<b>85</b>	<b>26</b>	<b>9</b>	<b>9</b>	<b>-</b>	<b>-</b>	<b>-</b>	<b>-</b>	<b>-</b>
233	Building, developing & general contracting .....	274	1 652	7 245	55	35	14	4	2	-	-	-	-	-
2332	Residential building construction .....	182	867	3 125	43	28	12	2	1	-	-	-	-	-
23321	Single-family housing construction .....	182	867	3 125	43	28	12	2	1	-	-	-	-	-
233210	Single-family housing construction .....	182	867	3 125	43	28	12	2	1	-	-	-	-	-
235	Special trade contractors .....	345	1 655	7 170	63	44	10	3	6	-	-	-	-	-
2359	Other special trade contractors .....	(C)	(D)	(D)	11	6	1	1	3	-	-	-	-	-
<b>31-33</b>	<b>Manufacturing</b> .....	<b>3 130</b>	<b>28 422</b>	<b>123 592</b>	<b>60</b>	<b>27</b>	<b>7</b>	<b>11</b>	<b>5</b>	<b>5</b>	<b>1</b>	<b>2</b>	<b>2</b>	<b>-</b>
313	Textile mills .....	(F)	(D)	(D)	2	1	-	-	-	-	-	-	1	-
3131	Fiber, yarn & thread mills .....	(F)	(D)	(D)	1	-	-	-	-	-	-	-	1	-
31311	Fiber, yarn & thread mills .....	(F)	(D)	(D)	1	-	-	-	-	-	-	-	1	-
325	Chemical mfg .....	(F)	(D)	(D)	2	1	-	-	-	-	-	-	1	-
3253	Pesticide, fertilizer & oth ag chemical mfg .....	(F)	(D)	(D)	2	1	-	-	-	-	-	-	1	-
32531	Fertilizer mfg .....	(F)	(D)	(D)	2	1	-	-	-	-	-	-	1	-
332	Fabricated metal product mfg .....	258	2 233	9 149	12	5	2	2	-	3	-	-	-	-
3327	Mach shops, turn prod, screw, nut, bolt mfg .....	101	842	3 265	7	3	1	2	-	1	-	-	-	-
33271	Machine shops .....	101	842	3 265	7	3	1	2	-	1	-	-	-	-
332710	Machine shops .....	101	842	3 265	7	3	1	2	-	1	-	-	-	-
333	Machinery mfg .....	312	2 674	9 970	3	-	-	-	2	-	1	-	-	-
3334	HVAC & commercial refrigeration equipment mfg .....	(E)	(D)	(D)	2	-	-	-	1	-	1	-	-	-
33341	HVAC & commercial refrigeration equipment mfg .....	(E)	(D)	(D)	2	-	-	-	1	-	1	-	-	-
336	Transportation equipment mfg .....	674	5 184	21 833	7	3	-	1	1	-	-	2	-	-
3363	Motor vehicle parts mfg .....	(E)	(D)	(D)	2	1	-	-	-	-	-	1	-	-
33639	Other motor vehicle parts mfg .....	(E)	(D)	(D)	1	-	-	-	-	-	-	1	-	-
3366	Ship & boat building .....	(E)	(D)	(D)	4	2	-	1	-	-	-	1	-	-
33661	Ship & boat building .....	(E)	(D)	(D)	4	2	-	1	-	-	-	1	-	-
<b>42</b>	<b>Wholesale trade</b> .....	<b>646</b>	<b>4 053</b>	<b>17 110</b>	<b>74</b>	<b>34</b>	<b>19</b>	<b>13</b>	<b>6</b>	<b>2</b>	<b>-</b>	<b>-</b>	<b>-</b>	<b>-</b>
421	Wholesale trade, durable goods .....	325	2 152	8 791	37	17	9	6	4	1	-	-	-	-
4218	Machinery, equipment & supplies whsle .....	186	1 370	5 830	10	1	3	3	2	1	-	-	-	-
422	Wholesale trade, nondurable goods .....	321	1 901	8 319	37	17	10	7	2	1	-	-	-	-
<b>44-45</b>	<b>Retail trade</b> .....	<b>2 391</b>	<b>10 707</b>	<b>39 704</b>	<b>235</b>	<b>118</b>	<b>62</b>	<b>33</b>	<b>16</b>	<b>3</b>	<b>2</b>	<b>1</b>	<b>-</b>	<b>-</b>
441	Motor vehicle & parts dealers .....	313	1 716	7 262	31	9	8	11	3	-	-	-	-	-
4411	Automobile dealers .....	150	985	4 294	14	5	4	3	2	-	-	-	-	-
44111	New car dealers .....	135	916	3 993	8	-	3	3	2	-	-	-	-	-
441110	New car dealers .....	135	916	3 993	8	-	3	3	2	-	-	-	-	-
4413	Automotive parts, accessories & tire stores .....	(C)	(D)	(D)	13	4	2	7	-	-	-	-	-	-
444	Bldg material & garden equip & supp dealers .....	206	1 076	4 414	21	14	4	2	-	-	1	-	-	-
4441	Building material & supplies dealers .....	182	844	3 516	13	8	2	2	-	-	1	-	-	-
44411	Home centers .....	(C)	(D)	(D)	3	-	1	1	-	-	1	-	-	-
445	Food & beverage stores .....	450	1 624	6 549	28	15	3	4	1	7	2	-	-	-
4451	Grocery stores .....	409	1 519	6 092	17	7	1	-	7	2	-	-	-	-
44511	Grocery (except convenience) stores .....	402	1 496	5 953	12	2	1	-	7	2	-	-	-	-
445110	Grocery (except convenience) stores .....	402	1 496	5 953	12	2	1	-	7	2	-	-	-	-
446	Health & personal care stores .....	158	705	2 985	17	7	3	4	3	-	-	-	-	-
4461	Health & personal care stores .....	158	705	2 985	17	7	3	4	3	-	-	-	-	-
44611	Pharmacies & drug stores .....	124	577	2 465	9	1	2	3	3	-	-	-	-	-
446110	Pharmacies & drug stores .....	124	577	2 465	9	1	2	3	3	-	-	-	-	-
447	Gasoline stations .....	160	475	2 036	29	11	15	3	-	-	-	-	-	-
4471	Gasoline stations .....	160	475	2 036	29	11	15	3	-	-	-	-	-	-
44711	Gasoline stations with convenience stores .....	145	435	1 848	25	8	14	3	-	-	-	-	-	-
447110	Gasoline stations with convenience stores .....	145	435	1 848	25	8	14	3	-	-	-	-	-	-
448	Clothing & clothing accessories stores .....	155	475	1 651	23	13	7	1	2	-	-	-	-	-
4481	Clothing stores .....	108	245	982	13	8	3	-	2	-	-	-	-	-
451	Sporting goods, hobby, book & music stores .....	143	1 077	1 376	12	10	1	-	-	-	1	-	-	-
4511	Sporting goods, hobby, musical instrument stores .....	(C)	(D)	(D)	9	7	1	-	-	-	1	-	-	-
45111	Sporting goods stores .....	127	1 045	1 222	6	4	1	-	-	-	1	-	-	-
451110	Sporting goods stores .....	127	1 045	1 222	6	4	1	-	-	-	1	-	-	-
452	General merchandise stores .....	494	2 084	7 768	11	-	7	2	-	1	-	1	-	-
4521	Department stores .....	(E)	(D)	(D)	2	-	-	-	-	1	-	1	-	-
45211	Department stores .....	(E)	(D)	(D)	2	-	-	-	-	1	-	1	-	-
453	Miscellaneous store retailers .....	120	450	1 863	31	23	5	3	-	-	-	-	-	-

See footnotes at end of table.

**Table 6. Counties—Employees, Payroll, and Establishments by Industry: 2002—Con.**

[Excludes most government employees, railroad employees, and self-employed persons. Size class 1 to 4 includes establishments with payroll, but no employees, during mid-March pay period. (D) denotes figures withheld to avoid disclosing data for individual companies; the data are included in broader industry totals. Detailed industries with 100 or more employees are shown if industry was not a (D). For explanation of terms, abbreviations, and data reliability/comparability, see introductory text]

NAICS code	Industry	Number of employees for week including March 12	Payroll (\$1,000)		Total number of establishments	Number of establishments by employment-size class								
			First quarter	Annual		1 to 4	5 to 9	10 to 19	20 to 49	50 to 99	100 to 249	250 to 499	500 to 999	1,000 or more
<b>BEAUFORT—Con.</b>														
<b>48-49</b>	<b>Transportation &amp; warehousing</b>	<b>498</b>	<b>2 950</b>	<b>12 292</b>	<b>70</b>	<b>47</b>	<b>11</b>	<b>6</b>	<b>5</b>	—	<b>1</b>	—	—	—
484	Truck transportation	(E)	(D)	(D)	60	40	9	5	5	—	1	—	—	—
4841	General freight trucking	(C)	(D)	(D)	21	13	4	—	4	—	—	—	—	—
4842	Specialized freight trucking	305	1 746	7 303	39	27	5	5	1	—	1	—	—	—
48422	Specialized freight (exc used) trucking, local	123	593	2 414	31	23	4	4	—	—	—	—	—	—
484220	Specialized freight (exc used) trucking, local	123	593	2 414	31	23	4	4	—	—	—	—	—	—
48423	Specialized freight (exc used) trucking, LDist	182	1 153	4 889	8	4	1	1	1	—	1	—	—	—
484230	Specialized freight (exc used) trucking, LDist	182	1 153	4 889	8	4	1	1	1	—	1	—	—	—
<b>51</b>	<b>Information</b>	<b>277</b>	<b>1 731</b>	<b>7 026</b>	<b>17</b>	<b>6</b>	<b>2</b>	<b>6</b>	<b>1</b>	<b>2</b>	—	—	—	—
513	Broadcasting & telecommunications	154	1 342	5 195	12	4	2	5	—	1	—	—	—	—
<b>52</b>	<b>Finance &amp; insurance</b>	<b>423</b>	<b>3 017</b>	<b>12 264</b>	<b>66</b>	<b>38</b>	<b>14</b>	<b>9</b>	<b>5</b>	—	—	—	—	—
522	Credit intermediation & related activities	297	2 063	8 413	38	16	11	8	3	—	—	—	—	—
5221	Depository credit intermediation	244	1 646	6 872	22	5	6	8	3	—	—	—	—	—
52211	Commercial banking	203	1 430	5 988	16	1	5	8	2	—	—	—	—	—
522110	Commercial banking	203	1 430	5 988	16	1	5	8	2	—	—	—	—	—
<b>53</b>	<b>Real estate &amp; rental &amp; leasing</b>	<b>77</b>	<b>299</b>	<b>1 499</b>	<b>21</b>	<b>15</b>	<b>4</b>	<b>2</b>	—	—	—	—	—	—
<b>54</b>	<b>Professional, scientific &amp; technical services</b>	<b>295</b>	<b>1 725</b>	<b>7 497</b>	<b>77</b>	<b>54</b>	<b>15</b>	<b>6</b>	<b>2</b>	—	—	—	—	—
541	Professional, scientific & technical services	295	1 725	7 497	77	54	15	6	2	—	—	—	—	—
<b>55</b>	<b>Management of companies &amp; enterprises</b>	<b>(F)</b>	<b>(D)</b>	<b>(D)</b>	<b>6</b>	<b>3</b>	—	<b>1</b>	—	—	<b>1</b>	<b>1</b>	—	—
551	Management of companies & enterprises	(F)	(D)	(D)	6	3	—	1	—	—	1	1	—	—
5511	Management of companies & enterprises	(F)	(D)	(D)	6	3	—	1	—	—	1	1	—	—
55111	Management of companies & enterprises	(F)	(D)	(D)	6	3	—	1	—	—	1	1	—	—
<b>56</b>	<b>Admin, support, waste mgt, remediation services</b>	<b>(E)</b>	<b>(D)</b>	<b>(D)</b>	<b>28</b>	<b>13</b>	<b>9</b>	<b>3</b>	<b>1</b>	<b>1</b>	<b>1</b>	—	—	—
561	Administrative & support services	(E)	(D)	(D)	25	13	7	3	1	—	1	—	—	—
5613	Employment services	(C)	(D)	(D)	2	—	—	—	1	—	1	—	—	—
56132	Temporary help services	(C)	(D)	(D)	2	—	—	—	1	—	1	—	—	—
<b>61</b>	<b>Educational services</b>	<b>174</b>	<b>722</b>	<b>2 844</b>	<b>14</b>	<b>6</b>	<b>3</b>	<b>2</b>	<b>2</b>	<b>1</b>	—	—	—	—
611	Educational services	174	722	2 844	14	6	3	2	2	1	—	—	—	—
6111	Elementary & secondary schools	(C)	(D)	(D)	10	2	3	2	2	1	—	—	—	—
61111	Elementary & secondary schools	(C)	(D)	(D)	10	2	3	2	2	1	—	—	—	—
<b>62</b>	<b>Health care and social assistance</b>	<b>2 102</b>	<b>12 874</b>	<b>54 922</b>	<b>95</b>	<b>31</b>	<b>23</b>	<b>25</b>	<b>8</b>	<b>2</b>	<b>5</b>	—	<b>1</b>	—
621	Ambulatory health care services	654	4 771	22 058	49	13	15	14	5	1	1	—	—	—
6211	Offices of physicians	267	2 475	12 339	19	3	5	7	4	—	—	—	—	—
62111	Offices of physicians	267	2 475	12 339	19	3	5	7	4	—	—	—	—	—
621111	Offices of physicians (exc mental health)	267	2 475	12 339	19	3	5	7	4	—	—	—	—	—
6216	Home health care services	204	735	3 056	5	2	—	1	—	1	1	—	—	—
62161	Home health care services	204	735	3 056	5	2	—	1	—	1	1	—	—	—
621610	Home health care services	204	735	3 056	5	2	—	1	—	1	1	—	—	—
622	Hospitals	(F)	(D)	(D)	3	—	—	1	—	—	1	—	1	—
6221	General medical & surgical hospitals	(F)	(D)	(D)	2	—	—	—	—	—	1	—	1	—
62211	General medical & surgical hospitals	(F)	(D)	(D)	2	—	—	—	—	—	1	—	1	—
623	Nursing & residential care facilities	549	1 687	7 494	16	3	2	6	2	—	3	—	—	—
6231	Nursing care facilities	392	1 275	5 839	4	1	—	—	—	—	3	—	—	—
62311	Nursing care facilities	392	1 275	5 839	4	1	—	—	—	—	3	—	—	—
623110	Nursing care facilities	392	1 275	5 839	4	1	—	—	—	—	3	—	—	—
624	Social assistance	(C)	(D)	(D)	27	15	6	4	1	1	—	—	—	—
6241	Individual & family services	114	341	1 317	10	6	1	2	—	1	—	—	—	—
<b>71</b>	<b>Arts, entertainment &amp; recreation</b>	<b>77</b>	<b>262</b>	<b>1 220</b>	<b>14</b>	<b>11</b>	<b>2</b>	—	<b>1</b>	—	—	—	—	—
<b>72</b>	<b>Accommodation &amp; food services</b>	<b>1 084</b>	<b>2 282</b>	<b>9 950</b>	<b>72</b>	<b>24</b>	<b>11</b>	<b>13</b>	<b>22</b>	<b>2</b>	—	—	—	—
721	Accommodation	125	238	1 316	16	10	1	2	3	—	—	—	—	—
722	Food services & drinking places	959	2 044	8 634	56	14	10	11	19	2	—	—	—	—
7221	Full-service restaurants	(E)	(D)	(D)	20	3	5	4	7	1	—	—	—	—
72211	Full-service restaurants	(E)	(D)	(D)	20	3	5	4	7	1	—	—	—	—
7222	Limited-service eating places	586	1 308	5 525	34	9	5	7	12	1	—	—	—	—
72221	Limited-service eating places	586	1 308	5 525	34	9	5	7	12	1	—	—	—	—
722211	Limited-service restaurants	545	1 250	5 394	31	8	4	7	11	1	—	—	—	—
<b>81</b>	<b>Other services (except public administration)</b>	<b>596</b>	<b>2 610</b>	<b>11 186</b>	<b>160</b>	<b>118</b>	<b>28</b>	<b>11</b>	<b>3</b>	—	—	—	—	—
811	Repair & maintenance	284	1 491	6 128	58	33	20	3	2	—	—	—	—	—
8111	Automotive repair & maintenance	150	799	3 102	40	24	16	—	—	—	—	—	—	—
812	Personal & laundry services	110	375	1 584	30	24	3	2	1	—	—	—	—	—
813	Religious, grantmaking, civic, prof & like organizations	202	744	3 474	72	61	5	6	—	—	—	—	—	—
8131	Religious organizations	154	569	2 769	56	47	4	5	—	—	—	—	—	—
81311	Religious organizations	154	569	2 769	56	47	4	5	—	—	—	—	—	—
813110	Religious organizations	154	569	2 769	56	47	4	5	—	—	—	—	—	—
<b>95</b>	<b>Auxiliaries (exc corporate, subsidiary &amp; regional mgt)</b>	<b>(A)</b>	<b>(D)</b>	<b>(D)</b>	<b>1</b>	—	—	<b>1</b>	—	—	—	—	—	—
<b>99</b>	<b>Unclassified establishments</b>	<b>(A)</b>	<b>(D)</b>	<b>(D)</b>	<b>2</b>	<b>2</b>	—	—	—	—	—	—	—	—

See footnotes at end of table.

**Table 6. Counties—Employees, Payroll, and Establishments by Industry: 2002—Con.**

[Excludes most government employees, railroad employees, and self-employed persons. Size class 1 to 4 includes establishments with payroll, but no employees, during mid-March pay period. (D) denotes figures withheld to avoid disclosing data for individual companies; the data are included in broader industry totals. Detailed industries with 100 or more employees are shown if industry was not a (D). For explanation of terms, abbreviations, and data reliability/comparability, see introductory text]

NAICS code	Industry	Number of employees for week including March 12	Payroll (\$1,000)		Total number of establishments	Number of establishments by employment-size class								
			First quarter	Annual		1 to 4	5 to 9	10 to 19	20 to 49	50 to 99	100 to 249	250 to 499	500 to 999	1,000 or more
<b>BERTIE</b>														
	<b>Total</b> .....	<b>5 078</b>	<b>24 466</b>	<b>100 849</b>	<b>380</b>	<b>213</b>	<b>83</b>	<b>51</b>	<b>18</b>	<b>11</b>	<b>2</b>	<b>1</b>	-	<b>1</b>
<b>11</b>	<b>Forestry, fishing, hunting, and agriculture support</b> .....	<b>233</b>	<b>1 875</b>	<b>6 242</b>	<b>23</b>	<b>10</b>	<b>5</b>	<b>6</b>	<b>1</b>	<b>1</b>	-	-	-	-
113	Forestry and logging .....	(C)	(D)	(D)	18	9	5	3	1	-	-	-	-	-
1133	Logging .....	118	674	2 821	17	8	5	3	1	-	-	-	-	-
11331	Logging .....	118	674	2 821	17	8	5	3	1	-	-	-	-	-
113310	Logging .....	118	674	2 821	17	8	5	3	1	-	-	-	-	-
115	Agriculture & forestry support activities .....	(C)	(D)	(D)	5	1	-	3	-	1	-	-	-	-
1151	Crop production support activities .....	(C)	(D)	(D)	4	-	-	3	-	1	-	-	-	-
11511	Crop production support activities .....	(C)	(D)	(D)	4	-	-	3	-	1	-	-	-	-
<b>22</b>	<b>Utilities</b> .....	<b>(A)</b>	<b>(D)</b>	<b>(D)</b>	<b>2</b>	<b>2</b>	-	-	-	-	-	-	-	-
<b>23</b>	<b>Construction</b> .....	<b>103</b>	<b>497</b>	<b>2 325</b>	<b>26</b>	<b>18</b>	<b>5</b>	<b>2</b>	<b>1</b>	-	-	-	-	-
<b>31-33</b>	<b>Manufacturing</b> .....	<b>2 135</b>	<b>11 334</b>	<b>47 604</b>	<b>19</b>	<b>8</b>	<b>3</b>	<b>2</b>	<b>2</b>	<b>2</b>	-	<b>1</b>	-	<b>1</b>
311	Food mfg .....	(G)	(D)	(D)	5	1	1	1	1	-	-	-	-	1
3116	Animal slaughtering & processing .....	(G)	(D)	(D)	1	-	-	-	-	-	-	-	-	1
31161	Animal slaughtering & processing .....	(G)	(D)	(D)	1	-	-	-	-	-	-	-	-	1
315	Apparel manufacturing .....	(E)	(D)	(D)	3	1	-	-	1	-	-	1	-	-
3152	Cut & sew apparel mfg .....	(E)	(D)	(D)	2	-	-	-	1	-	-	1	-	-
31521	Cut & sew apparel contractors .....	(E)	(D)	(D)	1	-	-	-	-	-	-	1	-	-
<b>42</b>	<b>Wholesale trade</b> .....	<b>149</b>	<b>720</b>	<b>2 708</b>	<b>17</b>	<b>7</b>	<b>5</b>	<b>4</b>	<b>1</b>	-	-	-	-	-
422	Wholesale trade, nondurable goods .....	113	505	1 916	13	5	5	2	1	-	-	-	-	-
<b>44-45</b>	<b>Retail trade</b> .....	<b>429</b>	<b>1 570</b>	<b>6 760</b>	<b>62</b>	<b>30</b>	<b>18</b>	<b>12</b>	<b>1</b>	<b>1</b>	-	-	-	-
445	Food & beverage stores .....	109	313	1 215	13	9	1	2	-	1	-	-	-	-
4451	Grocery stores .....	(C)	(D)	(D)	9	5	1	2	-	1	-	-	-	-
44511	Grocery (except convenience) stores .....	103	291	1 114	8	4	1	2	-	1	-	-	-	-
445110	Grocery (except convenience) stores .....	103	291	1 114	8	4	1	2	-	1	-	-	-	-
447	Gasoline stations .....	103	268	1 177	15	4	7	4	-	-	-	-	-	-
4471	Gasoline stations .....	103	268	1 177	15	4	7	4	-	-	-	-	-	-
<b>48-49</b>	<b>Transportation &amp; warehousing</b> .....	<b>184</b>	<b>1 266</b>	<b>5 320</b>	<b>31</b>	<b>19</b>	<b>6</b>	<b>3</b>	<b>3</b>	-	-	-	-	-
484	Truck transportation .....	(C)	(D)	(D)	25	14	5	3	3	-	-	-	-	-
<b>51</b>	<b>Information</b> .....	<b>(A)</b>	<b>(D)</b>	<b>(D)</b>	<b>2</b>	<b>1</b>	<b>1</b>	-	-	-	-	-	-	-
<b>52</b>	<b>Finance &amp; insurance</b> .....	<b>145</b>	<b>486</b>	<b>2 019</b>	<b>17</b>	<b>9</b>	<b>5</b>	<b>2</b>	-	<b>1</b>	-	-	-	-
522	Credit intermediation & related activities .....	117	338	1 341	9	3	3	2	-	1	-	-	-	-
5221	Depository credit intermediation .....	(C)	(D)	(D)	8	2	3	2	-	1	-	-	-	-
52211	Commercial banking .....	(C)	(D)	(D)	7	2	2	2	-	1	-	-	-	-
<b>53</b>	<b>Real estate &amp; rental &amp; leasing</b> .....	<b>38</b>	<b>67</b>	<b>361</b>	<b>10</b>	<b>9</b>	-	-	<b>1</b>	-	-	-	-	-
<b>54</b>	<b>Professional, scientific &amp; technical services</b> .....	<b>80</b>	<b>403</b>	<b>1 746</b>	<b>14</b>	<b>8</b>	<b>4</b>	<b>1</b>	<b>1</b>	-	-	-	-	-
<b>56</b>	<b>Admin, support, waste mgt, remediation services</b> .....	<b>29</b>	<b>218</b>	<b>1 447</b>	<b>9</b>	<b>7</b>	<b>1</b>	<b>1</b>	-	-	-	-	-	-
<b>61</b>	<b>Educational services</b> .....	<b>(B)</b>	<b>(D)</b>	<b>(D)</b>	<b>2</b>	<b>1</b>	-	-	-	<b>1</b>	-	-	-	-
<b>62</b>	<b>Health care and social assistance</b> .....	<b>797</b>	<b>3 859</b>	<b>15 557</b>	<b>44</b>	<b>16</b>	<b>11</b>	<b>8</b>	<b>4</b>	<b>4</b>	<b>1</b>	-	-	-
621	Ambulatory health care services .....	158	1 648	6 336	18	9	3	3	3	-	-	-	-	-
623	Nursing & residential care facilities .....	(C)	(D)	(D)	9	4	-	2	1	2	-	-	-	-
6232	Residential mental retardation, health facil .....	(C)	(D)	(D)	3	-	-	1	1	1	-	-	-	-
62321	Residential mental retardation facilities .....	(C)	(D)	(D)	3	-	-	1	1	1	-	-	-	-
624	Social assistance .....	319	784	3 417	16	3	8	3	-	1	1	-	-	-
6241	Individual & family services .....	258	605	2 648	9	3	4	-	-	1	1	-	-	-
62419	Other individual & family services .....	(C)	(D)	(D)	6	2	3	-	-	-	1	-	-	-
<b>71</b>	<b>Arts, entertainment &amp; recreation</b> .....	<b>(B)</b>	<b>(D)</b>	<b>(D)</b>	<b>5</b>	<b>2</b>	<b>1</b>	<b>1</b>	<b>1</b>	-	-	-	-	-
<b>72</b>	<b>Accommodation &amp; food services</b> .....	<b>173</b>	<b>330</b>	<b>1 359</b>	<b>18</b>	<b>4</b>	<b>7</b>	<b>5</b>	<b>2</b>	-	-	-	-	-
722	Food services & drinking places .....	(C)	(D)	(D)	16	3	6	5	2	-	-	-	-	-
<b>81</b>	<b>Other services (except public administration)</b> .....	<b>305</b>	<b>700</b>	<b>2 769</b>	<b>75</b>	<b>59</b>	<b>11</b>	<b>4</b>	-	<b>1</b>	-	-	-	-
813	Religious, grantmaking, civic, prof & like organizations .....	161	321	1 371	55	45	8	2	-	-	-	-	-	-
8131	Religious organizations .....	150	277	1 184	50	40	8	2	-	-	-	-	-	-
81311	Religious organizations .....	150	277	1 184	50	40	8	2	-	-	-	-	-	-
813110	Religious organizations .....	150	277	1 184	50	40	8	2	-	-	-	-	-	-
<b>95</b>	<b>Auxiliaries (exc corporate, subsidiary &amp; regional mgt)</b> .....	<b>(C)</b>	<b>(D)</b>	<b>(D)</b>	<b>1</b>	-	-	-	-	-	<b>1</b>	-	-	-
<b>99</b>	<b>Unclassified establishments</b> .....	<b>(A)</b>	<b>(D)</b>	<b>(D)</b>	<b>3</b>	<b>3</b>	-	-	-	-	-	-	-	-

See footnotes at end of table.

**Table 6. Counties—Employees, Payroll, and Establishments by Industry: 2002—Con.**

[Excludes most government employees, railroad employees, and self-employed persons. Size class 1 to 4 includes establishments with payroll, but no employees, during mid-March pay period. (D) denotes figures withheld to avoid disclosing data for individual companies; the data are included in broader industry totals. Detailed industries with 100 or more employees are shown if industry was not a (D). For explanation of terms, abbreviations, and data reliability/comparability, see introductory text]

NAICS code	Industry	Number of employees for week including March 12	Payroll (\$1,000)		Total number of establishments	Number of establishments by employment-size class								
			First quarter	Annual		1 to 4	5 to 9	10 to 19	20 to 49	50 to 99	100 to 249	250 to 499	500 to 999	1,000 or more
<b>BLADEN</b>														
	<b>Total</b> .....	<b>10 753</b>	<b>57 800</b>	<b>231 843</b>	<b>504</b>	<b>275</b>	<b>112</b>	<b>56</b>	<b>36</b>	<b>13</b>	<b>9</b>	<b>2</b>	<b>-</b>	<b>1</b>
11	<b>Forestry, fishing, hunting, and agriculture support</b> .....	<b>136</b>	<b>730</b>	<b>2 692</b>	<b>18</b>	<b>9</b>	<b>5</b>	<b>3</b>	<b>-</b>	<b>1</b>	<b>-</b>	<b>-</b>	<b>-</b>	<b>-</b>
22	<b>Utilities</b> .....	<b>(A)</b>	<b>(D)</b>	<b>(D)</b>	<b>2</b>	<b>1</b>	<b>-</b>	<b>1</b>	<b>-</b>	<b>-</b>	<b>-</b>	<b>-</b>	<b>-</b>	<b>-</b>
23	<b>Construction</b> .....	<b>280</b>	<b>1 323</b>	<b>4 824</b>	<b>40</b>	<b>23</b>	<b>9</b>	<b>6</b>	<b>1</b>	<b>1</b>	<b>-</b>	<b>-</b>	<b>-</b>	<b>-</b>
235	Special trade contractors .....	194	724	2 683	27	17	5	4	-	1	-	-	-	-
2353	Electrical contractors .....	101	300	1 150	7	6	-	-	-	1	-	-	-	-
23531	Electrical contractors .....	101	300	1 150	7	6	-	-	-	1	-	-	-	-
235310	Electrical contractors .....	101	300	1 150	7	6	-	-	-	1	-	-	-	-
31-33	<b>Manufacturing</b> .....	<b>6 402</b>	<b>38 536</b>	<b>153 222</b>	<b>34</b>	<b>11</b>	<b>4</b>	<b>3</b>	<b>5</b>	<b>5</b>	<b>4</b>	<b>1</b>	<b>-</b>	<b>1</b>
311	Food mfg .....	(I)	(D)	(D)	7	2	1	-	2	1	-	-	-	1
3116	Animal slaughtering & processing .....	(H)	(D)	(D)	4	2	1	-	-	-	-	-	-	1
31161	Animal slaughtering & processing .....	(H)	(D)	(D)	4	2	1	-	-	-	-	-	-	1
313	Textile mills .....	(E)	(D)	(D)	5	1	1	1	-	-	2	-	-	-
3131	Fiber, yarn & thread mills .....	(E)	(D)	(D)	2	-	-	-	-	-	2	-	-	-
31311	Fiber, yarn & thread mills .....	(E)	(D)	(D)	2	-	-	-	-	-	2	-	-	-
315	Apparel manufacturing .....	(C)	(D)	(D)	1	-	-	-	-	-	1	-	-	-
3152	Cut & sew apparel mfg .....	(C)	(D)	(D)	1	-	-	-	-	-	1	-	-	-
31521	Cut & sew apparel contractors .....	(C)	(D)	(D)	1	-	-	-	-	-	1	-	-	-
321	Wood product mfg .....	(C)	(D)	(D)	5	1	-	-	2	2	-	-	-	-
3211	Sawmills & wood preservation .....	159	881	4 007	4	1	-	-	1	2	-	-	-	-
32111	Sawmills & wood preservation .....	159	881	4 007	4	1	-	-	1	2	-	-	-	-
321113	Sawmills .....	159	881	4 007	4	1	-	-	1	2	-	-	-	-
334	Computer & electronic product mfg .....	(E)	(D)	(D)	1	-	-	-	-	-	-	1	-	-
3345	Nav, measuring, medical, control instruments mfg .....	(E)	(D)	(D)	1	-	-	-	-	-	-	1	-	-
33451	Nav, measuring, medical, control instruments mfg .....	(E)	(D)	(D)	1	-	-	-	-	-	-	1	-	-
337	Furniture & related product mfg .....	(C)	(D)	(D)	5	3	-	-	1	-	1	-	-	-
3372	Office furniture (including fixtures) mfg .....	(C)	(D)	(D)	2	-	-	-	1	-	1	-	-	-
33721	Office furniture (including fixtures) mfg .....	(C)	(D)	(D)	2	-	-	-	1	-	1	-	-	-
42	<b>Wholesale trade</b> .....	<b>279</b>	<b>1 925</b>	<b>8 291</b>	<b>24</b>	<b>13</b>	<b>3</b>	<b>3</b>	<b>4</b>	<b>1</b>	<b>-</b>	<b>-</b>	<b>-</b>	<b>-</b>
421	Wholesale trade, durable goods .....	164	1 131	4 292	15	9	2	2	1	1	-	-	-	-
422	Wholesale trade, nondurable goods .....	115	794	3 999	9	4	1	1	3	-	-	-	-	-
44-45	<b>Retail trade</b> .....	<b>891</b>	<b>3 160</b>	<b>13 908</b>	<b>103</b>	<b>51</b>	<b>31</b>	<b>10</b>	<b>9</b>	<b>1</b>	<b>1</b>	<b>-</b>	<b>-</b>	<b>-</b>
441	Motor vehicle & parts dealers .....	123	658	3 174	15	9	2	2	2	-	-	-	-	-
445	Food & beverage stores .....	274	756	3 240	17	8	3	1	4	1	-	-	-	-
4451	Grocery stores .....	(E)	(D)	(D)	13	4	3	1	4	1	-	-	-	-
44511	Grocery (except convenience) stores .....	261	701	2 883	11	3	2	1	4	1	-	-	-	-
445110	Grocery (except convenience) stores .....	261	701	2 883	11	3	2	1	4	1	-	-	-	-
452	General merchandise stores .....	141	443	1 831	7	2	3	1	-	-	1	-	-	-
4521	Department stores .....	(C)	(D)	(D)	1	-	-	-	-	-	1	-	-	-
45211	Department stores .....	(C)	(D)	(D)	1	-	-	-	-	-	1	-	-	-
48-49	<b>Transportation &amp; warehousing</b> .....	<b>114</b>	<b>634</b>	<b>2 935</b>	<b>21</b>	<b>14</b>	<b>4</b>	<b>2</b>	<b>1</b>	<b>-</b>	<b>-</b>	<b>-</b>	<b>-</b>	<b>-</b>
484	Truck transportation .....	(C)	(D)	(D)	20	13	4	2	1	-	-	-	-	-
51	<b>Information</b> .....	<b>(B)</b>	<b>(D)</b>	<b>(D)</b>	<b>2</b>	<b>-</b>	<b>-</b>	<b>2</b>	<b>-</b>	<b>-</b>	<b>-</b>	<b>-</b>	<b>-</b>	<b>-</b>
52	<b>Finance &amp; insurance</b> .....	<b>136</b>	<b>836</b>	<b>3 337</b>	<b>30</b>	<b>19</b>	<b>9</b>	<b>1</b>	<b>1</b>	<b>-</b>	<b>-</b>	<b>-</b>	<b>-</b>	<b>-</b>
53	<b>Real estate &amp; rental &amp; leasing</b> .....	<b>40</b>	<b>148</b>	<b>667</b>	<b>6</b>	<b>2</b>	<b>3</b>	<b>1</b>	<b>-</b>	<b>-</b>	<b>-</b>	<b>-</b>	<b>-</b>	<b>-</b>
54	<b>Professional, scientific &amp; technical services</b> .....	<b>185</b>	<b>1 202</b>	<b>4 908</b>	<b>30</b>	<b>19</b>	<b>7</b>	<b>3</b>	<b>-</b>	<b>1</b>	<b>-</b>	<b>-</b>	<b>-</b>	<b>-</b>
541	Professional, scientific & technical services .....	185	1 202	4 908	30	19	7	3	-	1	-	-	-	-
55	<b>Management of companies &amp; enterprises</b> .....	<b>(A)</b>	<b>(D)</b>	<b>(D)</b>	<b>1</b>	<b>-</b>	<b>1</b>	<b>-</b>	<b>-</b>	<b>-</b>	<b>-</b>	<b>-</b>	<b>-</b>	<b>-</b>
56	<b>Admin, support, waste mgt, remediation services</b> .....	<b>350</b>	<b>1 468</b>	<b>4 126</b>	<b>16</b>	<b>10</b>	<b>-</b>	<b>2</b>	<b>3</b>	<b>-</b>	<b>1</b>	<b>-</b>	<b>-</b>	<b>-</b>
561	Administrative & support services .....	314	1 261	3 511	12	7	-	2	2	-	1	-	-	-
5617	Services to buildings & dwellings .....	240	1 013	2 540	6	4	-	1	-	-	1	-	-	-
56172	Janitorial services .....	(C)	(D)	(D)	1	-	-	-	-	-	1	-	-	-
62	<b>Health care and social assistance</b> .....	<b>1 273</b>	<b>5 876</b>	<b>24 600</b>	<b>65</b>	<b>29</b>	<b>14</b>	<b>10</b>	<b>5</b>	<b>3</b>	<b>3</b>	<b>1</b>	<b>-</b>	<b>-</b>
621	Ambulatory health care services .....	543	2 463	9 784	26	8	7	5	2	2	2	-	-	-
6216	Home health care services .....	350	956	4 044	7	1	1	1	1	1	2	-	-	-
62161	Home health care services .....	350	956	4 044	7	1	1	1	1	1	2	-	-	-
621610	Home health care services .....	350	956	4 044	7	1	1	1	1	1	2	-	-	-
622	Hospitals .....	(E)	(D)	(D)	1	-	-	-	-	-	-	1	-	-
6221	General medical & surgical hospitals .....	(E)	(D)	(D)	1	-	-	-	-	-	-	1	-	-
62211	General medical & surgical hospitals .....	(E)	(D)	(D)	1	-	-	-	-	-	-	1	-	-
623	Nursing & residential care facilities .....	345	1 384	5 949	15	8	-	3	2	1	1	-	-	-
6231	Nursing care facilities .....	(C)	(D)	(D)	3	1	-	-	-	1	1	-	-	-
62311	Nursing care facilities .....	(C)	(D)	(D)	3	1	-	-	-	1	1	-	-	-
624	Social assistance .....	(C)	(D)	(D)	23	13	7	2	1	-	-	-	-	-
71	<b>Arts, entertainment &amp; recreation</b> .....	<b>(B)</b>	<b>(D)</b>	<b>(D)</b>	<b>6</b>	<b>4</b>	<b>1</b>	<b>1</b>	<b>-</b>	<b>-</b>	<b>-</b>	<b>-</b>	<b>-</b>	<b>-</b>

See footnotes at end of table.

**Table 6. Counties—Employees, Payroll, and Establishments by Industry: 2002—Con.**

[Excludes most government employees, railroad employees, and self-employed persons. Size class 1 to 4 includes establishments with payroll, but no employees, during mid-March pay period. (D) denotes figures withheld to avoid disclosing data for individual companies; the data are included in broader industry totals. Detailed industries with 100 or more employees are shown if industry was not a (D). For explanation of terms, abbreviations, and data reliability/comparability, see introductory text]

NAICS code	Industry	Number of employees for week including March 12	Payroll (\$1,000)		Total number of establishments	Number of establishments by employment-size class									
			First quarter	Annual		1 to 4	5 to 9	10 to 19	20 to 49	50 to 99	100 to 249	250 to 499	500 to 999	1,000 or more	
<b>BLADEN—Con.</b>															
<b>72</b>	<b>Accommodation &amp; food services</b> .....	<b>362</b>	<b>829</b>	<b>3 831</b>	<b>45</b>	<b>25</b>	<b>10</b>	<b>3</b>	<b>7</b>	—	—	—	—	—	
722	Food services & drinking places .....	337	769	3 398	35	17	8	3	7	—	—	—	—	—	
7221	Full-service restaurants .....	(C)	(D)	(D)	14	5	5	3	1	—	—	—	—	—	
72211	Full-service restaurants .....	(C)	(D)	(D)	14	5	5	3	1	—	—	—	—	—	
7222	Limited-service eating places .....	218	521	2 327	20	11	3	—	6	—	—	—	—	—	
72221	Limited-service eating places .....	218	521	2 327	20	11	3	—	6	—	—	—	—	—	
<b>81</b>	<b>Other services (except public administration)</b> .....	<b>219</b>	<b>597</b>	<b>2 302</b>	<b>58</b>	<b>43</b>	<b>11</b>	<b>4</b>	—	—	—	—	—	—	
813	Religious, grantmaking, civic, prof & like organizations .....	112	270	1 060	34	27	6	1	—	—	—	—	—	—	
8131	Religious organizations .....	106	243	954	31	24	6	1	—	—	—	—	—	—	
81311	Religious organizations .....	106	243	954	31	24	6	1	—	—	—	—	—	—	
813110	Religious organizations .....	106	243	954	31	24	6	1	—	—	—	—	—	—	
<b>95</b>	<b>Auxiliaries (exc corporate, subsidiary &amp; regional mgt)</b> .....	<b>(A)</b>	<b>(D)</b>	<b>(D)</b>	<b>2</b>	<b>1</b>	—	<b>1</b>	—	—	—	—	—	—	
<b>99</b>	<b>Unclassified establishments</b> .....	<b>(A)</b>	<b>(D)</b>	<b>(D)</b>	<b>1</b>	<b>1</b>	—	—	—	—	—	—	—	—	
<b>BRUNSWICK</b>															
	<b>Total</b> .....	<b>17 488</b>	<b>111 132</b>	<b>450 194</b>	<b>1 903</b>	<b>1 152</b>	<b>366</b>	<b>201</b>	<b>135</b>	<b>30</b>	<b>12</b>	<b>6</b>	<b>1</b>	—	
<b>11</b>	<b>Forestry, fishing, hunting, and agriculture support</b> .....	<b>83</b>	<b>524</b>	<b>2 786</b>	<b>13</b>	<b>8</b>	—	<b>4</b>	<b>1</b>	—	—	—	—	—	
<b>21</b>	<b>Mining</b> .....	<b>(A)</b>	<b>(D)</b>	<b>(D)</b>	<b>2</b>	—	<b>2</b>	—	—	—	—	—	—	—	
<b>22</b>	<b>Utilities</b> .....	<b>(F)</b>	<b>(D)</b>	<b>(D)</b>	<b>6</b>	—	<b>2</b>	<b>1</b>	<b>1</b>	<b>1</b>	—	—	<b>1</b>	—	
221	Utilities .....	(F)	(D)	(D)	6	—	2	1	1	1	—	—	1	—	
2211	Elec pwr generation, transmn & distribution ..	(F)	(D)	(D)	5	—	1	1	1	1	—	—	1	—	
22112	Electric pwr transmn, control & distribution ..	(F)	(D)	(D)	3	—	—	1	—	1	—	—	1	—	
<b>23</b>	<b>Construction</b> .....	<b>1 773</b>	<b>10 510</b>	<b>46 698</b>	<b>354</b>	<b>250</b>	<b>49</b>	<b>39</b>	<b>14</b>	<b>2</b>	—	—	—	—	
233	Building, developing & general contracting .....	544	3 620	15 977	143	110	18	13	1	1	—	—	—	—	
2331	Land subdivision & land development .....	128	1 259	5 628	21	15	1	4	—	1	—	—	—	—	
23311	Land subdivision & land development .....	128	1 259	5 628	21	15	1	4	—	1	—	—	—	—	
233110	Land subdivision & land development .....	128	1 259	5 628	21	15	1	4	—	1	—	—	—	—	
2332	Residential building construction .....	(E)	(D)	(D)	119	93	17	8	1	—	—	—	—	—	
23321	Single-family housing construction .....	380	2 200	9 561	115	90	17	7	1	—	—	—	—	—	
233210	Single-family housing construction .....	380	2 200	9 561	115	90	17	7	1	—	—	—	—	—	
234	Heavy construction .....	376	2 457	10 975	27	9	5	7	5	1	—	—	—	—	
2341	Highway, street, bridge & tunnel construction ...	183	1 207	5 306	6	1	—	2	2	1	—	—	—	—	
23411	Highway & street construction .....	183	1 207	5 306	6	1	—	2	2	1	—	—	—	—	
234110	Highway & street construction .....	183	1 207	5 306	6	1	—	2	2	1	—	—	—	—	
2349	Other heavy construction .....	193	1 250	5 669	21	8	5	5	3	—	—	—	—	—	
23491	Water, sewer & pipeline construction .....	113	790	3 194	10	3	2	3	2	—	—	—	—	—	
234910	Water, sewer & pipeline construction .....	113	790	3 194	10	3	2	3	2	—	—	—	—	—	
235	Special trade contractors .....	853	4 433	19 746	184	131	26	19	8	—	—	—	—	—	
2351	Plumbing, heating & AC contractor .....	278	1 367	6 105	54	38	8	5	3	—	—	—	—	—	
23511	Plumbing, heating & AC contractor .....	278	1 367	6 105	54	38	8	5	3	—	—	—	—	—	
235110	Plumbing, heating & AC contractor .....	278	1 367	6 105	54	38	8	5	3	—	—	—	—	—	
2353	Electrical contractors .....	160	904	3 597	37	26	6	4	1	—	—	—	—	—	
23531	Electrical contractors .....	160	904	3 597	37	26	6	4	1	—	—	—	—	—	
235310	Electrical contractors .....	160	904	3 597	37	26	6	4	1	—	—	—	—	—	
2359	Other special trade contractors .....	141	902	4 189	25	17	4	2	2	—	—	—	—	—	
<b>31-33</b>	<b>Manufacturing</b> .....	<b>1 747</b>	<b>15 652</b>	<b>61 366</b>	<b>69</b>	<b>29</b>	<b>11</b>	<b>9</b>	<b>12</b>	<b>4</b>	<b>3</b>	<b>1</b>	—	—	
325	Chemical mfg .....	(E)	(D)	(D)	2	—	—	—	—	—	1	1	—	—	
3251	Basic chemical mfg .....	(C)	(D)	(D)	1	—	—	—	—	—	1	—	—	—	
32519	Other basic organic chemical mfg .....	(C)	(D)	(D)	1	—	—	—	—	—	1	—	—	—	
3252	Resin, syn rubber, artf & syn fibers, fil mfg .....	(E)	(D)	(D)	1	—	—	—	—	—	—	1	—	—	
32521	Resin & synthetic rubber mfg .....	(E)	(D)	(D)	1	—	—	—	—	—	—	1	—	—	
332	Fabricated metal product mfg .....	125	840	3 538	13	8	3	—	1	1	—	—	—	—	
3327	Mach shops, turn prod, screw, nut, bolt mfg ....	103	670	2 791	6	3	1	—	1	1	—	—	—	—	
333	Machinery mfg .....	105	730	2 826	5	2	—	—	3	—	—	—	—	—	
336	Transportation equipment mfg .....	307	2 121	6 957	5	1	—	—	2	1	1	—	—	—	
3363	Motor vehicle parts mfg .....	(C)	(D)	(D)	2	—	—	—	1	1	—	—	—	—	
3366	Ship & boat building .....	(C)	(D)	(D)	2	1	—	—	—	—	1	—	—	—	
33661	Ship & boat building .....	(C)	(D)	(D)	2	1	—	—	—	—	1	—	—	—	
339	Miscellaneous mfg .....	233	1 665	7 078	6	3	—	2	—	—	1	—	—	—	
3399	Other miscellaneous mfg .....	(C)	(D)	(D)	3	2	—	—	—	—	1	—	—	—	
33999	All other misc mfg .....	(C)	(D)	(D)	1	—	—	—	—	—	1	—	—	—	
<b>42</b>	<b>Wholesale trade</b> .....	<b>396</b>	<b>2 473</b>	<b>10 846</b>	<b>54</b>	<b>33</b>	<b>9</b>	<b>6</b>	<b>5</b>	<b>1</b>	—	—	—	—	
421	Wholesale trade, durable goods .....	138	823	3 635	28	20	2	5	1	—	—	—	—	—	
422	Wholesale trade, nondurable goods .....	258	1 650	7 211	26	13	7	1	4	1	—	—	—	—	
4224	Grocery & related product whse .....	133	474	1 931	13	6	3	—	4	—	—	—	—	—	
42246	Fish & seafood whse .....	(C)	(D)	(D)	7	1	3	—	3	—	—	—	—	—	

See footnotes at end of table.



**Table 6. Counties—Employees, Payroll, and Establishments by Industry: 2002—Con.**

[Excludes most government employees, railroad employees, and self-employed persons. Size class 1 to 4 includes establishments with payroll, but no employees, during mid-March pay period. (D) denotes figures withheld to avoid disclosing data for individual companies; the data are included in broader industry totals. Detailed industries with 100 or more employees are shown if industry was not a (D). For explanation of terms, abbreviations, and data reliability/comparability, see introductory text]

NAICS code	Industry	Number of employees for week including March 12	Payroll (\$1,000)		Total number of establishments	Number of establishments by employment-size class								
			First quarter	Annual		1 to 4	5 to 9	10 to 19	20 to 49	50 to 99	100 to 249	250 to 499	500 to 999	1,000 or more
<b>BRUNSWICK—Con.</b>														
<b>44-45</b>	<b>Retail trade</b> .....	<b>3 339</b>	<b>14 165</b>	<b>63 139</b>	<b>353</b>	<b>199</b>	<b>94</b>	<b>28</b>	<b>20</b>	<b>8</b>	<b>2</b>	<b>2</b>		
441	Motor vehicle & parts dealers .....	303	1 813	7 977	34	15	10	5	4	—	—	—	—	—
4411	Automobile dealers .....	133	1 130	4 870	10	5	2	—	3	—	—	—	—	—
44111	New car dealers .....	117	1 050	4 544	4	1	—	—	3	—	—	—	—	—
441110	New car dealers .....	117	1 050	4 544	4	1	—	—	3	—	—	—	—	—
4413	Automotive parts, accessories & tire stores .....	120	493	2 165	15	4	7	3	1	—	—	—	—	—
444	Bldg material & garden equip & supp dealers .....	523	2 689	11 332	41	25	9	1	3	1	2	—	—	—
4441	Building material & supplies dealers .....	467	2 464	10 397	28	16	6	—	3	1	2	—	—	—
44411	Home centers .....	(E)	(D)	(D)	4	1	—	—	—	1	2	—	—	—
445	Food & beverage stores .....	664	2 569	11 294	49	25	10	5	3	6	—	—	—	—
4451	Grocery stores .....	576	2 229	9 411	25	9	5	2	3	6	—	—	—	—
44511	Grocery (except convenience) stores .....	533	2 032	8 649	18	6	2	1	3	6	—	—	—	—
445110	Grocery (except convenience) stores .....	533	2 032	8 649	18	6	2	1	3	6	—	—	—	—
446	Health & personal care stores .....	222	762	3 113	17	6	3	2	6	—	—	—	—	—
4461	Health & personal care stores .....	222	762	3 113	17	6	3	2	6	—	—	—	—	—
44611	Pharmacies & drug stores .....	(C)	(D)	(D)	12	3	2	1	6	—	—	—	—	—
447	Gasoline stations .....	306	1 057	4 792	45	15	22	6	2	—	—	—	—	—
4471	Gasoline stations .....	306	1 057	4 792	45	15	22	6	2	—	—	—	—	—
44711	Gasoline stations with convenience stores .....	253	778	3 625	39	13	20	5	1	—	—	—	—	—
447110	Gasoline stations with convenience stores .....	253	778	3 625	39	13	20	5	1	—	—	—	—	—
448	Clothing & clothing accessories stores .....	194	609	2 824	36	24	8	3	—	1	—	—	—	—
4481	Clothing stores .....	160	528	2 495	30	21	6	2	—	1	—	—	—	—
452	General merchandise stores .....	732	2 825	13 030	16	3	9	2	—	—	—	2	—	—
4521	Department stores .....	(E)	(D)	(D)	1	—	—	—	—	—	—	1	—	—
45211	Department stores .....	(E)	(D)	(D)	1	—	—	—	—	—	—	1	—	—
4529	Other general merchandise stores .....	(E)	(D)	(D)	15	3	9	2	—	—	—	1	—	—
45291	Warehouse clubs & superstores .....	(E)	(D)	(D)	1	—	—	—	—	—	—	1	—	—
453	Miscellaneous store retailers .....	202	822	4 371	54	43	7	2	2	—	—	—	—	—
4532	Office supplies, stationery & gift stores .....	(C)	(D)	(D)	18	12	3	1	2	—	—	—	—	—
<b>48-49</b>	<b>Transportation &amp; warehousing</b> .....	<b>524</b>	<b>3 994</b>	<b>15 758</b>	<b>48</b>	<b>31</b>	<b>4</b>	<b>7</b>	<b>3</b>	<b>2</b>	<b>1</b>			
484	Truck transportation .....	233	1 823	6 516	27	17	3	5	1	1	—	—	—	—
4841	General freight trucking .....	(C)	(D)	(D)	12	5	2	3	1	1	—	—	—	—
48412	General freight trucking, long-distance .....	175	1 518	5 160	10	3	2	3	1	1	—	—	—	—
484121	General freight trucking, long-distance, TL .....	100	671	1 651	7	3	2	1	—	1	—	—	—	—
488	Transportation support activities .....	184	1 621	6 870	7	3	1	1	1	—	1	—	—	—
4883	Water transportation support activities .....	(C)	(D)	(D)	4	1	—	1	1	—	1	—	—	—
48832	Marine cargo handling .....	(C)	(D)	(D)	1	—	—	—	—	—	1	—	—	—
<b>51</b>	<b>Information</b> .....	<b>231</b>	<b>2 601</b>	<b>9 661</b>	<b>14</b>	<b>10</b>		<b>2</b>	<b>1</b>		<b>1</b>			
513	Broadcasting & telecommunications .....	(C)	(D)	(D)	4	3	—	—	—	—	1	—	—	—
5133	Telecommunications .....	(C)	(D)	(D)	4	3	—	—	—	—	1	—	—	—
51331	Wired telecommunications carriers .....	(C)	(D)	(D)	2	1	—	—	—	—	1	—	—	—
<b>52</b>	<b>Finance &amp; insurance</b> .....	<b>463</b>	<b>3 254</b>	<b>14 038</b>	<b>85</b>	<b>49</b>	<b>20</b>	<b>13</b>	<b>3</b>					
522	Credit intermediation & related activities .....	302	1 906	8 423	48	22	14	11	1	—	—	—	—	—
5221	Depository credit intermediation .....	273	1 742	7 677	34	8	14	11	1	—	—	—	—	—
52211	Commercial banking .....	192	1 128	4 529	22	5	8	8	1	—	—	—	—	—
522110	Commercial banking .....	192	1 128	4 529	22	5	8	8	1	—	—	—	—	—
<b>53</b>	<b>Real estate &amp; rental &amp; leasing</b> .....	<b>977</b>	<b>4 859</b>	<b>23 802</b>	<b>124</b>	<b>93</b>	<b>18</b>	<b>4</b>	<b>6</b>	<b>1</b>	<b>1</b>	<b>1</b>		
531	Real estate .....	926	4 696	23 017	108	82	14	3	6	1	1	1	—	—
5312	Offices of real estate agents & brokers .....	652	3 626	17 858	62	50	6	2	2	—	1	1	—	—
53121	Offices of real estate agents & brokers .....	652	3 626	17 858	62	50	6	2	2	—	1	1	—	—
531210	Offices of real estate agents & brokers .....	652	3 626	17 858	62	50	6	2	2	—	1	1	—	—
5313	Activities related to real estate .....	204	763	4 150	26	17	4	1	3	1	—	—	—	—
53131	Real estate property managers .....	194	720	3 948	17	8	4	1	3	1	—	—	—	—
531312	Nonresidential property managers .....	105	328	1 402	6	3	1	—	1	1	—	—	—	—
<b>54</b>	<b>Professional, scientific &amp; technical services</b> .....	<b>453</b>	<b>2 938</b>	<b>13 493</b>	<b>136</b>	<b>103</b>	<b>23</b>	<b>8</b>	<b>2</b>					
541	Professional, scientific & technical services .....	453	2 938	13 493	136	103	23	8	2	—	—	—	—	—
5411	Legal services .....	104	622	2 876	29	20	9	—	—	—	—	—	—	—
5413	Architectural, engineering & related services .....	119	759	3 302	28	19	4	4	1	—	—	—	—	—
<b>55</b>	<b>Management of companies &amp; enterprises</b> .....	<b>(A)</b>	<b>(D)</b>	<b>(D)</b>	<b>3</b>	<b>2</b>	<b>1</b>							
<b>56</b>	<b>Admin. support, waste mgt, remediation services</b> .....	<b>649</b>	<b>3 315</b>	<b>13 579</b>	<b>104</b>	<b>70</b>	<b>23</b>	<b>7</b>	<b>2</b>	<b>1</b>	<b>1</b>			
561	Administrative & support services .....	559	2 654	10 829	98	67	21	7	2	—	1	—	—	—
5616	Investigation & security services .....	(C)	(D)	(D)	5	4	—	—	—	—	1	—	—	—
56161	Investigation, guard & armored car services .....	(C)	(D)	(D)	2	1	—	—	—	—	1	—	—	—
5617	Services to buildings & dwellings .....	309	1 183	5 309	73	48	17	6	2	—	—	—	—	—
56173	Landscaping services .....	135	523	2 343	43	33	8	1	1	—	—	—	—	—
561730	Landscaping services .....	135	523	2 343	43	33	8	1	1	—	—	—	—	—
<b>61</b>	<b>Educational services</b> .....	<b>(B)</b>	<b>(D)</b>	<b>(D)</b>	<b>11</b>	<b>5</b>	<b>4</b>	<b>2</b>						

See footnotes at end of table.

**Table 6. Counties—Employees, Payroll, and Establishments by Industry: 2002—Con.**

[Excludes most government employees, railroad employees, and self-employed persons. Size class 1 to 4 includes establishments with payroll, but no employees, during mid-March pay period. (D) denotes figures withheld to avoid disclosing data for individual companies; the data are included in broader industry totals. Detailed industries with 100 or more employees are shown if industry was not a (D). For explanation of terms, abbreviations, and data reliability/comparability, see introductory text]

NAICS code	Industry	Number of employees for week including March 12	Payroll (\$1,000)		Total number of establishments	Number of establishments by employment-size class								
			First quarter	Annual		1 to 4	5 to 9	10 to 19	20 to 49	50 to 99	100 to 249	250 to 499	500 to 999	1,000 or more
<b>BRUNSWICK—Con.</b>														
<b>62</b>	<b>Health care and social assistance . . . . .</b>	<b>1 967</b>	<b>13 064</b>	<b>55 309</b>	<b>127</b>	<b>55</b>	<b>32</b>	<b>24</b>	<b>11</b>	<b>1</b>	<b>2</b>	<b>2</b>	—	—
621	Ambulatory health care services . . . . .	628	5 045	21 966	86	38	28	14	6	—	—	—	—	—
6211	Offices of physicians . . . . .	253	2 723	11 240	44	22	14	6	2	—	—	—	—	—
62111	Offices of physicians . . . . .	253	2 723	11 240	44	22	14	6	2	—	—	—	—	—
6212	Offices of dentists . . . . .	113	835	4 210	15	4	5	6	—	—	—	—	—	—
62121	Offices of dentists . . . . .	113	835	4 210	15	4	5	6	—	—	—	—	—	—
621210	Offices of dentists . . . . .	113	835	4 210	15	4	5	6	—	—	—	—	—	—
6216	Home health care services . . . . .	162	763	3 425	7	2	1	—	4	—	—	—	—	—
62161	Home health care services . . . . .	162	763	3 425	7	2	1	—	4	—	—	—	—	—
621610	Home health care services . . . . .	162	763	3 425	7	2	1	—	4	—	—	—	—	—
622	Hospitals . . . . .	(F)	(D)	(D)	2	—	—	—	—	—	—	—	2	—
6221	General medical & surgical hospitals . . . . .	(F)	(D)	(D)	2	—	—	—	—	—	—	—	2	—
62211	General medical & surgical hospitals . . . . .	(F)	(D)	(D)	2	—	—	—	—	—	—	—	2	—
623	Nursing & residential care facilities . . . . .	441	2 057	9 278	8	1	2	1	1	1	2	—	—	—
6231	Nursing care facilities . . . . .	404	1 945	8 739	4	—	1	—	—	1	2	—	—	—
62311	Nursing care facilities . . . . .	404	1 945	8 739	4	—	1	—	—	1	2	—	—	—
623110	Nursing care facilities . . . . .	404	1 945	8 739	4	—	1	—	—	1	2	—	—	—
624	Social assistance . . . . .	(E)	(D)	(D)	31	16	2	9	4	—	—	—	—	—
6244	Child day care services . . . . .	204	660	2 991	23	11	2	7	3	—	—	—	—	—
62441	Child day care services . . . . .	204	660	2 991	23	11	2	7	3	—	—	—	—	—
624410	Child day care services . . . . .	204	660	2 991	23	11	2	7	3	—	—	—	—	—
<b>71</b>	<b>Arts, entertainment &amp; recreation . . . . .</b>	<b>791</b>	<b>2 431</b>	<b>11 669</b>	<b>53</b>	<b>32</b>	<b>3</b>	<b>4</b>	<b>10</b>	<b>3</b>	<b>1</b>	—	—	—
713	Amusement, gambling & recreation industries . . . . .	(F)	(D)	(D)	46	25	3	4	10	3	1	—	—	—
7139	Other amusement & recreation industries . . . . .	771	2 348	10 833	42	22	3	3	10	3	1	—	—	—
71391	Golf courses & country clubs . . . . .	722	2 158	9 717	22	5	1	2	10	3	1	—	—	—
713910	Golf courses & country clubs . . . . .	722	2 158	9 717	22	5	1	2	10	3	1	—	—	—
<b>72</b>	<b>Accommodation &amp; food services . . . . .</b>	<b>2 377</b>	<b>4 735</b>	<b>24 402</b>	<b>186</b>	<b>66</b>	<b>39</b>	<b>34</b>	<b>42</b>	<b>5</b>	—	—	—	—
721	Accommodation . . . . .	228	602	3 077	26	10	10	3	3	—	—	—	—	—
7211	Traveler accommodation . . . . .	(C)	(D)	(D)	22	7	9	3	3	—	—	—	—	—
72111	Hotels (exc casino hotels) & motels . . . . .	209	554	2 780	20	6	8	3	3	—	—	—	—	—
721110	Hotels (exc casino hotels) & motels . . . . .	209	554	2 780	20	6	8	3	3	—	—	—	—	—
722	Food services & drinking places . . . . .	2 149	4 133	21 325	160	56	29	31	39	5	—	—	—	—
7221	Full-service restaurants . . . . .	1 149	2 056	11 853	86	24	22	17	20	3	—	—	—	—
72211	Full-service restaurants . . . . .	1 149	2 056	11 853	86	24	22	17	20	3	—	—	—	—
722110	Full-service restaurants . . . . .	1 149	2 056	11 853	86	24	22	17	20	3	—	—	—	—
7222	Limited-service eating places . . . . .	980	2 020	9 223	63	22	6	14	19	2	—	—	—	—
72221	Limited-service eating places . . . . .	980	2 020	9 223	63	22	6	14	19	2	—	—	—	—
722211	Limited-service restaurants . . . . .	966	1 990	9 031	54	14	5	14	19	2	—	—	—	—
<b>81</b>	<b>Other services (except public administration) . . . . .</b>	<b>660</b>	<b>2 598</b>	<b>10 379</b>	<b>147</b>	<b>104</b>	<b>31</b>	<b>9</b>	<b>2</b>	<b>1</b>	—	—	—	—
811	Repair & maintenance . . . . .	168	974	3 708	46	32	11	3	—	—	—	—	—	—
8111	Automotive repair & maintenance . . . . .	125	748	2 589	29	17	10	2	—	—	—	—	—	—
812	Personal & laundry services . . . . .	107	401	1 681	30	24	4	2	—	—	—	—	—	—
813	Religious, grantmaking, civic, prof & like organizations . . . . .	385	1 223	4 990	71	48	16	4	2	1	—	—	—	—
8131	Religious organizations . . . . .	194	538	2 211	44	30	10	3	1	—	—	—	—	—
81311	Religious organizations . . . . .	194	538	2 211	44	30	10	3	1	—	—	—	—	—
813110	Religious organizations . . . . .	194	538	2 211	44	30	10	3	1	—	—	—	—	—
8139	Business, labor, political, like organizations . . . . .	106	471	2 202	17	12	4	—	—	1	—	—	—	—
<b>95</b>	<b>Auxiliaries (exc corporate, subsidiary &amp; regional mgt) . . . . .</b>	<b>(A)</b>	<b>(D)</b>	<b>(D)</b>	<b>1</b>	<b>1</b>	—	—	—	—	—	—	—	—
<b>99</b>	<b>Unclassified establishments . . . . .</b>	<b>9</b>	<b>34</b>	<b>236</b>	<b>13</b>	<b>12</b>	<b>1</b>	—	—	—	—	—	—	—
<b>BUNCOMBE</b>														
	<b>Total . . . . .</b>	<b>93 830</b>	<b>613 010</b>	<b>2 532 326</b>	<b>6 529</b>	<b>3 488</b>	<b>1 258</b>	<b>832</b>	<b>624</b>	<b>178</b>	<b>114</b>	<b>24</b>	<b>8</b>	<b>3</b>
<b>11</b>	<b>Forestry, fishing, hunting, and agriculture support . . . . .</b>	<b>(B)</b>	<b>(D)</b>	<b>(D)</b>	<b>7</b>	<b>6</b>	—	—	—	<b>1</b>	—	—	—	—
<b>21</b>	<b>Mining . . . . .</b>	<b>(B)</b>	<b>(D)</b>	<b>(D)</b>	<b>3</b>	—	—	<b>1</b>	<b>1</b>	<b>1</b>	—	—	—	—
<b>22</b>	<b>Utilities . . . . .</b>	<b>(E)</b>	<b>(D)</b>	<b>(D)</b>	<b>6</b>	<b>1</b>	<b>1</b>	<b>1</b>	—	<b>1</b>	<b>2</b>	—	—	—
221	Utilities . . . . .	(E)	(D)	(D)	6	1	1	1	—	1	2	—	—	—
2211	Elec pwr generation, transmsn & distribution . . . . .	(E)	(D)	(D)	4	—	1	1	—	—	2	—	—	—
22112	Electric pwr transmsn, control & distribution . . . . .	(E)	(D)	(D)	4	—	1	1	—	—	2	—	—	—

See footnotes at end of table.

**Table 6. Counties—Employees, Payroll, and Establishments by Industry: 2002—Con.**

[Excludes most government employees, railroad employees, and self-employed persons. Size class 1 to 4 includes establishments with payroll, but no employees, during mid-March pay period. (D) denotes figures withheld to avoid disclosing data for individual companies; the data are included in broader industry totals. Detailed industries with 100 or more employees are shown if industry was not a (D). For explanation of terms, abbreviations, and data reliability/comparability, see introductory text]

NAICS code	Industry	Number of employees for week including March 12	Payroll (\$1,000)		Total number of establishments	Number of establishments by employment-size class								
			First quarter	Annual		1 to 4	5 to 9	10 to 19	20 to 49	50 to 99	100 to 249	250 to 499	500 to 999	1,000 or more
<b>BUNCOMBE—Con.</b>														
<b>23</b>	<b>Construction</b>	<b>6 267</b>	<b>42 536</b>	<b>182 421</b>	<b>754</b>	<b>490</b>	<b>130</b>	<b>73</b>	<b>46</b>	<b>6</b>	<b>7</b>	<b>2</b>	—	—
233	Building, developing & general contracting	1 739	13 918	52 556	275	192	48	20	11	2	1	1	—	—
2332	Residential building construction	824	5 051	21 266	232	176	40	9	7	—	—	—	—	—
23321	Single-family housing construction	763	4 667	19 489	223	170	39	9	5	—	—	—	—	—
233210	Single-family housing construction	763	4 667	19 489	223	170	39	9	5	—	—	—	—	—
2333	Nonresidential building construction	839	8 478	29 674	29	8	5	8	4	2	1	1	—	—
23332	Commercial & institutional bldg construction	839	8 478	29 674	29	8	5	8	4	2	1	1	—	—
233320	Commercial & institutional bldg construction	839	8 478	29 674	29	8	5	8	4	2	1	1	—	—
234	Heavy construction	1 220	8 213	40 646	41	15	3	10	9	1	2	1	—	—
2341	Highway, street, bridge & tunnel construction	792	5 170	25 189	17	4	3	3	4	1	1	1	—	—
23411	Highway & street construction	792	5 170	25 189	17	4	3	3	4	1	1	1	—	—
234110	Highway & street construction	792	5 170	25 189	17	4	3	3	4	1	1	1	—	—
2349	Other heavy construction	428	3 043	15 457	24	11	—	7	5	—	1	—	—	—
23491	Water, sewer & pipeline construction	188	1 379	6 306	10	3	—	3	4	—	—	—	—	—
234910	Water, sewer & pipeline construction	188	1 379	6 306	10	3	—	3	4	—	—	—	—	—
23492	Pwr, communication transmsn line construction	190	1 366	7 627	7	4	—	1	1	—	1	—	—	—
234920	Pwr, communication transmsn line construction	190	1 366	7 627	7	4	—	1	1	—	1	—	—	—
235	Special trade contractors	3 308	20 405	89 219	438	283	79	43	26	3	4	—	—	—
2351	Plumbing, heating & AC contractor	905	5 951	25 063	105	65	19	9	9	2	1	—	—	—
23511	Plumbing, heating & AC contractor	905	5 951	25 063	105	65	19	9	9	2	1	—	—	—
235110	Plumbing, heating & AC contractor	905	5 951	25 063	105	65	19	9	9	2	1	—	—	—
2352	Painting & wall covering contractors	179	930	3 854	39	28	5	5	1	—	—	—	—	—
23521	Painting & wall covering contractors	179	930	3 854	39	28	5	5	1	—	—	—	—	—
235210	Painting & wall covering contractors	179	930	3 854	39	28	5	5	1	—	—	—	—	—
2353	Electrical contractors	897	6 390	26 326	78	48	16	7	4	1	2	—	—	—
23531	Electrical contractors	897	6 390	26 326	78	48	16	7	4	1	2	—	—	—
235310	Electrical contractors	897	6 390	26 326	78	48	16	7	4	1	2	—	—	—
2354	Masonry, drywall, insulation, tile contractors	349	1 618	8 493	49	27	10	8	4	—	—	—	—	—
23541	Masonry & stone contractors	166	627	3 351	29	17	5	6	1	—	—	—	—	—
235410	Masonry & stone contractors	166	627	3 351	29	17	5	6	1	—	—	—	—	—
23542	Drywall, acoustical & insulation contractors	164	838	4 488	15	7	4	1	3	—	—	—	—	—
235420	Drywall, acoustical & insulation contractors	164	838	4 488	15	7	4	1	3	—	—	—	—	—
2355	Carpentry & floor contractors	202	1 149	4 916	61	50	6	4	1	—	—	—	—	—
23551	Carpentry contractors	168	947	4 163	48	40	3	4	1	—	—	—	—	—
235510	Carpentry contractors	168	947	4 163	48	40	3	4	1	—	—	—	—	—
2356	Roofing, siding, & sheet metal contractors	339	1 847	9 847	27	18	2	3	3	—	1	—	—	—
23561	Roofing, siding, & sheet metal contractors	339	1 847	9 847	27	18	2	3	3	—	1	—	—	—
235610	Roofing, siding, & sheet metal contractors	339	1 847	9 847	27	18	2	3	3	—	1	—	—	—
2357	Concrete contractors	108	471	2 259	24	16	6	1	1	—	—	—	—	—
23571	Concrete contractors	108	471	2 259	24	16	6	1	1	—	—	—	—	—
235710	Concrete contractors	108	471	2 259	24	16	6	1	1	—	—	—	—	—
2359	Other special trade contractors	294	1 857	7 632	51	30	13	5	3	—	—	—	—	—
<b>31-33</b>	<b>Manufacturing</b>	<b>14 851</b>	<b>124 801</b>	<b>484 137</b>	<b>314</b>	<b>113</b>	<b>49</b>	<b>32</b>	<b>54</b>	<b>29</b>	<b>21</b>	<b>13</b>	<b>3</b>	—
311	Food mfg	(E)	(D)	(D)	6	1	2	1	1	—	—	1	—	—
3115	Dairy product mfg	(E)	(D)	(D)	2	—	—	—	1	—	—	1	—	—
31151	Dairy product (exc frozen) mfg	(E)	(D)	(D)	2	—	—	—	1	—	—	1	—	—
312	Beverage & tobacco product mfg	(C)	(D)	(D)	3	1	—	1	—	1	—	—	—	—
3121	Beverage mfg	(C)	(D)	(D)	3	1	—	1	—	1	—	—	—	—
313	Textile mills	1 780	12 402	50 475	15	5	—	2	1	3	1	2	1	—
3132	Fabric mills	1 287	9 408	39 045	7	—	—	1	1	2	1	1	1	—
31322	Narrow fabric mills & schiffli mach embroidery	(E)	(D)	(D)	2	—	—	—	—	1	1	—	—	—
31323	Nonwoven fabric mills	(F)	(D)	(D)	3	—	—	1	—	1	—	—	1	—
31324	Knit fabric mills	(E)	(D)	(D)	2	—	—	—	1	—	—	1	—	—
3133	Textile, fabric finishing, fabric coating mills	(E)	(D)	(D)	6	4	—	—	—	1	—	1	—	—
31331	Textile & fabric finishing mills	(E)	(D)	(D)	5	3	—	—	—	1	—	1	—	—
314	Textile product mills	363	3 144	9 912	13	6	2	—	3	1	1	—	—	—
3149	Other textile product mills	272	1 572	7 620	10	6	1	—	2	—	1	—	—	—
31499	All other textile product mills	(C)	(D)	(D)	6	4	1	—	—	—	1	—	—	—
321	Wood product mfg	164	934	4 681	7	2	2	2	—	—	1	—	—	—
3211	Sawmills & wood preservation	(C)	(D)	(D)	1	—	—	—	—	—	1	—	—	—
32111	Sawmills & wood preservation	(C)	(D)	(D)	1	—	—	—	—	—	1	—	—	—
322	Paper mfg	(C)	(D)	(D)	2	—	—	—	—	1	1	—	—	—
3222	Converted paper product mfg	(C)	(D)	(D)	2	—	—	—	—	1	1	—	—	—
32222	Paper bag & coated & treated paper mfg	(C)	(D)	(D)	1	—	—	—	—	—	1	—	—	—
323	Printing & related support activities	496	3 456	14 376	31	12	8	4	3	4	—	—	—	—
3231	Printing & related support activities	496	3 456	14 376	31	12	8	4	3	4	—	—	—	—
32311	Printing	(E)	(D)	(D)	30	11	8	4	3	4	—	—	—	—
323110	Commercial lithographic printing	389	2 718	11 246	13	2	2	3	2	4	—	—	—	—
325	Chemical mfg	(C)	(D)	(D)	4	1	—	—	1	1	—	—	—	—
3252	Resin, syn rubber, artf & syn fibers, fil mfg	(C)	(D)	(D)	2	—	—	—	1	1	—	—	—	—
32521	Resin & synthetic rubber mfg	(C)	(D)	(D)	2	—	—	—	1	1	—	—	—	—

See footnotes at end of table.

**Table 6. Counties—Employees, Payroll, and Establishments by Industry: 2002—Con.**

[Excludes most government employees, railroad employees, and self-employed persons. Size class 1 to 4 includes establishments with payroll, but no employees, during mid-March pay period. (D) denotes figures withheld to avoid disclosing data for individual companies; the data are included in broader industry totals. Detailed industries with 100 or more employees are shown if industry was not a (D). For explanation of terms, abbreviations, and data reliability/comparability, see introductory text]

NAICS code	Industry	Number of employees for week including March 12	Payroll (\$1,000)		Total number of establishments	Number of establishments by employment-size class								
			First quarter	Annual		1 to 4	5 to 9	10 to 19	20 to 49	50 to 99	100 to 249	250 to 499	500 to 999	1,000 or more
<b>BUNCOMBE—Con.</b>														
<b>31-33 Manufacturing—Con.</b>														
326	Plastics & rubber products mfg . . . . .	1 881	12 867	55 116	20	3	1	—	6	3	5	2	—	—
3261	Plastics product mfg . . . . .	(G)	(D)	(D)	19	3	1	—	6	3	5	1	—	—
32612	Plastics pipe, pipe fitting, & unsupported profile shape mfg . . . . .	(C)	(D)	(D)	4	2	—	—	1	—	1	—	—	—
32616	Plastics bottle mfg . . . . .	(C)	(D)	(D)	1	—	—	—	—	—	1	—	—	—
32619	Other plastics product mfg . . . . .	1 054	7 242	30 965	12	1	1	—	4	2	3	1	—	—
3262	Rubber product mfg . . . . .	(E)	(D)	(D)	1	—	—	—	—	—	—	1	—	—
32629	Other rubber product mfg . . . . .	(E)	(D)	(D)	1	—	—	—	—	—	—	1	—	—
327	Nonmetallic mineral product mfg . . . . .	398	3 078	12 866	16	7	2	1	2	3	1	—	—	—
3273	Cement & concrete product mfg . . . . .	240	2 052	8 649	4	—	—	—	1	2	1	—	—	—
32732	Ready-mix concrete mfg . . . . .	(C)	(D)	(D)	1	—	—	—	—	—	1	—	—	—
3279	Other nonmetallic mineral product mfg . . . . .	100	770	2 996	4	1	1	1	—	1	—	—	—	—
32799	All other nonmetallic mineral product mfg . . . . .	100	770	2 996	4	1	1	1	—	1	—	—	—	—
332	Fabricated metal product mfg . . . . .	1 067	8 679	34 282	55	19	10	7	14	4	1	—	—	—
3323	Architectural & structural metals mfg . . . . .	221	2 663	9 667	5	—	1	—	2	2	—	—	—	—
33232	Ornamental & architectural metal prod mfg . . . . .	(C)	(D)	(D)	4	—	1	—	2	1	—	—	—	—
3327	Mach shops, turn prod, screw, nut, bolt mfg . . . . .	487	3 340	14 517	32	10	6	5	9	2	—	—	—	—
33271	Machine shops . . . . .	359	2 375	9 934	27	10	5	4	7	1	—	—	—	—
332710	Machine shops . . . . .	359	2 375	9 934	27	10	5	4	7	1	—	—	—	—
33272	Turned product & screw, nut & bolt mfg . . . . .	128	965	4 583	5	—	1	1	2	1	—	—	—	—
332721	Precision turned product mfg . . . . .	128	965	4 583	5	—	1	1	2	1	—	—	—	—
3329	Other fabricated metal product mfg . . . . .	243	1 889	6 842	7	4	1	1	—	—	1	—	—	—
33291	Metal valve mfg . . . . .	(C)	(D)	(D)	1	—	—	—	—	—	1	—	—	—
333	Machinery mfg . . . . .	2 193	25 270	83 889	38	9	5	4	12	3	2	3	—	—
3331	Ag, construction & mining machinery mfg . . . . .	(E)	(D)	(D)	3	—	1	—	1	—	—	1	—	—
33312	Construction machinery mfg . . . . .	(E)	(D)	(D)	2	—	1	—	—	—	—	1	—	—
3334	HVAC & commercial refrigeration equipment mfg . . . . .	(F)	(D)	(D)	3	—	—	—	1	1	—	1	—	—
33341	HVAC & commercial refrigeration equipment mfg . . . . .	(F)	(D)	(D)	3	—	—	—	1	1	—	1	—	—
3335	Metalworking machinery mfg . . . . .	410	4 054	15 393	17	5	2	3	5	1	1	—	—	—
33351	Metalworking machinery mfg . . . . .	410	4 054	15 393	17	5	2	3	5	1	1	—	—	—
333511	Industrial mold mfg . . . . .	115	1 402	5 626	6	2	1	1	1	1	—	—	—	—
333515	Cutting tool & machine tool accessory mfg . . . . .	204	1 700	6 526	6	2	1	2	—	1	—	—	—	—
3336	Engine, turbine & power transmsn equip mfg . . . . .	650	8 400	31 013	5	2	—	—	1	—	1	1	—	—
33361	Engine, turbine & power transmsn equip mfg . . . . .	650	8 400	31 013	5	2	—	—	1	—	1	1	—	—
3339	Other general purpose machinery mfg . . . . .	219	1 891	7 365	7	1	1	—	4	1	—	—	—	—
334	Computer & electronic product mfg . . . . .	2 009	17 601	70 066	17	4	2	2	3	1	3	1	1	—
3342	Communications equipment mfg . . . . .	(E)	(D)	(D)	2	—	—	—	1	—	1	—	—	—
33421	Telephone apparatus mfg . . . . .	(C)	(D)	(D)	1	—	—	—	—	—	1	—	—	—
3344	Semiconductor & oth electronic component mfg . . . . .	207	1 219	5 317	6	2	1	1	1	—	1	—	—	—
33441	Semiconductor & oth electronic component mfg . . . . .	207	1 219	5 317	6	2	1	1	1	—	1	—	—	—
3345	Nav, measuring, medical, control instruments mfg . . . . .	(F)	(D)	(D)	5	1	1	1	1	—	—	1	—	—
33451	Nav, measuring, medical, control instruments mfg . . . . .	(F)	(D)	(D)	5	1	1	1	1	—	—	1	—	—
3346	Mfg & reproducing magnetic & optical media . . . . .	(F)	(D)	(D)	2	—	—	—	—	—	1	—	1	—
33461	Mfg & reproducing magnetic & optical media . . . . .	(F)	(D)	(D)	2	—	—	—	—	—	1	—	1	—
335	Electrical equip, appliance & component mfg . . . . .	2 166	16 850	67 034	11	2	1	1	—	2	1	3	1	—
3353	Electrical equipment mfg . . . . .	(G)	(D)	(D)	9	2	—	—	—	2	1	3	1	—
33531	Electrical equipment mfg . . . . .	(G)	(D)	(D)	9	2	—	—	—	2	1	3	1	—
336	Transportation equipment mfg . . . . .	(F)	(D)	(D)	7	2	1	1	—	—	2	1	—	—
3363	Motor vehicle parts mfg . . . . .	(E)	(D)	(D)	5	1	1	1	—	—	1	1	—	—
33634	Motor vehicle brake system mfg . . . . .	(E)	(D)	(D)	3	—	1	—	—	—	1	1	—	—
3364	Aerospace product & parts mfg . . . . .	(C)	(D)	(D)	1	—	—	—	—	—	1	—	—	—
33641	Aerospace product & parts mfg . . . . .	(C)	(D)	(D)	1	—	—	—	—	—	1	—	—	—
337	Furniture & related product mfg . . . . .	227	1 354	5 624	24	13	6	2	2	1	—	—	—	—
3371	HH & institutional furniture & kitchen cabinet mfg . . . . .	153	980	3 812	17	11	3	1	1	1	—	—	—	—
339	Miscellaneous mfg . . . . .	613	5 237	21 939	38	20	6	4	5	1	2	—	—	—
3391	Medical equipment & supplies mfg . . . . .	479	4 401	18 443	18	9	2	1	3	1	2	—	—	—
33911	Medical equipment & supplies mfg . . . . .	479	4 401	18 443	18	9	2	1	3	1	2	—	—	—
339113	Surgical appliance & supplies mfg . . . . .	232	1 697	7 332	6	2	—	1	2	—	1	—	—	—
3399	Other miscellaneous mfg . . . . .	134	836	3 496	20	11	4	3	2	—	—	—	—	—
<b>42</b>	<b>Wholesale trade . . . . .</b>	<b>3 337</b>	<b>29 499</b>	<b>115 375</b>	<b>335</b>	<b>170</b>	<b>68</b>	<b>59</b>	<b>28</b>	<b>6</b>	<b>4</b>	—	—	—
421	Wholesale trade, durable goods . . . . .	2 087	19 707	72 278	227	113	50	42	17	3	2	—	—	—
4211	Motor vehicle, motor vehicle pt & supply whsle . . . . .	219	1 597	5 928	28	14	4	7	3	—	—	—	—	—
4214	Professional & commercial equip & supp whsle . . . . .	467	5 439	17 402	32	15	7	3	5	1	1	—	—	—
42143	Computer & peripheral equip & software whsle . . . . .	151	2 897	8 454	7	4	1	—	1	—	1	—	—	—
421430	Computer & peripheral equip & software whsle . . . . .	151	2 897	8 454	7	4	1	—	1	—	1	—	—	—
4216	Electrical goods whsle . . . . .	286	2 115	7 883	21	10	5	5	—	—	1	—	—	—
42161	Elec equip, wiring supp, const material whsle . . . . .	236	1 605	6 129	10	4	2	3	—	—	1	—	—	—
421610	Elec equip, wiring supp, const material whsle . . . . .	236	1 605	6 129	10	4	2	3	—	—	1	—	—	—
4217	Hardware, plumb & heating equip & sup whsle . . . . .	151	1 443	5 600	21	8	7	5	1	—	—	—	—	—

See footnotes at end of table.



**Table 6. Counties—Employees, Payroll, and Establishments by Industry: 2002—Con.**

[Excludes most government employees, railroad employees, and self-employed persons. Size class 1 to 4 includes establishments with payroll, but no employees, during mid-March pay period. (D) denotes figures withheld to avoid disclosing data for individual companies; the data are included in broader industry totals. Detailed industries with 100 or more employees are shown if industry was not a (D). For explanation of terms, abbreviations, and data reliability/comparability, see introductory text]

NAICS code	Industry	Number of employees for week including March 12	Payroll (\$1,000)		Total number of establishments	Number of establishments by employment-size class								
			First quarter	Annual		1 to 4	5 to 9	10 to 19	20 to 49	50 to 99	100 to 249	250 to 499	500 to 999	1,000 or more
<b>BUNCOMBE—Con.</b>														
<b>44-45 Retail trade—Con.</b>														
451	Sporting goods, hobby, book & music stores . . . .	729	2 342	10 217	82	43	19	12	6	2	—	—	—	—
4511	Sporting goods, hobby, musical instrument stores . . . . .	462	1 560	6 944	56	31	12	9	3	1	—	—	—	—
45111	Sporting goods stores . . . . .	159	668	2 894	23	12	7	3	1	—	—	—	—	—
451110	Sporting goods stores . . . . .	159	668	2 894	23	12	7	3	1	—	—	—	—	—
45112	Hobby, toy & game stores . . . . .	246	638	2 884	19	9	3	4	2	1	—	—	—	—
451120	Hobby, toy & game stores . . . . .	246	638	2 884	19	9	3	4	2	1	—	—	—	—
4512	Book, periodical & music stores . . . . .	267	782	3 273	26	12	7	3	3	1	—	—	—	—
45121	Book stores & news dealers . . . . .	216	641	2 658	16	8	2	2	3	1	—	—	—	—
451211	Book stores . . . . .	216	641	2 658	16	8	2	2	3	1	—	—	—	—
452	General merchandise stores . . . . .	2 316	9 790	38 886	42	9	12	3	3	7	6	2	—	—
4521	Department stores . . . . .	1 856	7 447	30 852	14	—	—	—	—	7	5	2	—	—
45211	Department stores . . . . .	1 856	7 447	30 852	14	—	—	—	—	7	5	2	—	—
452110	Department stores . . . . .	1 856	7 447	30 852	14	—	—	—	—	7	5	2	—	—
4529	Other general merchandise stores . . . . .	460	2 343	8 034	28	9	12	3	3	—	1	—	—	—
45291	Warehouse clubs & superstores . . . . .	(C)	(D)	(D)	2	—	1	—	—	—	1	—	—	—
45299	All other general merchandise stores . . . . .	(C)	(D)	(D)	26	9	11	3	3	—	—	—	—	—
453	Miscellaneous store retailers . . . . .	1 033	3 914	16 413	184	110	47	20	6	—	1	—	—	—
4532	Office supplies, stationery & gift stores . . . . .	384	1 532	6 555	71	39	18	11	3	—	—	—	—	—
45322	Gift, novelty & souvenir stores . . . . .	295	850	3 883	63	35	18	10	—	—	—	—	—	—
453220	Gift, novelty & souvenir stores . . . . .	295	850	3 883	63	35	18	10	—	—	—	—	—	—
4533	Used merchandise stores . . . . .	136	508	2 065	26	14	8	3	1	—	—	—	—	—
45331	Used merchandise stores . . . . .	136	508	2 065	26	14	8	3	1	—	—	—	—	—
453310	Used merchandise stores . . . . .	136	508	2 065	26	14	8	3	1	—	—	—	—	—
4539	Other miscellaneous store retailers . . . . .	422	1 595	6 635	61	38	14	6	2	—	1	—	—	—
45399	All other miscellaneous store retailers . . . . .	257	635	2 566	27	16	7	2	1	—	1	—	—	—
453998	All other misc store retailers (exc tobacco) . . . . .	236	569	2 310	20	11	5	2	1	—	1	—	—	—
454	Nonstore retailers . . . . .	259	1 613	5 933	52	36	5	10	1	—	—	—	—	—
4543	Direct selling establishments . . . . .	194	1 269	4 710	32	20	2	9	1	—	—	—	—	—
45431	Fuel dealers . . . . .	122	781	2 831	12	4	1	6	1	—	—	—	—	—
<b>48-49</b>	<b>Transportation &amp; warehousing . . . . .</b>	<b>1 230</b>	<b>8 232</b>	<b>34 815</b>	<b>131</b>	<b>76</b>	<b>18</b>	<b>23</b>	<b>9</b>	<b>4</b>	<b>1</b>	—	—	—
484	Truck transportation . . . . .	807	6 065	25 235	84	47	11	16	7	3	—	—	—	—
4841	General freight trucking . . . . .	454	4 166	17 523	40	18	7	8	6	1	—	—	—	—
48412	General freight trucking, long-distance . . . . .	366	3 569	14 881	27	11	3	7	5	1	—	—	—	—
484121	General freight trucking, long-distance, TL . . . . .	107	921	3 825	14	9	2	1	2	—	—	—	—	—
484122	General freight trucking, long-distance, LTL . . . . .	259	2 648	11 056	13	2	1	6	3	1	—	—	—	—
4842	Specialized freight trucking . . . . .	353	1 899	7 712	44	29	4	8	1	2	—	—	—	—
48421	Used household & office goods moving . . . . .	123	611	2 755	8	3	1	3	—	1	—	—	—	—
484210	Used household & office goods moving . . . . .	123	611	2 755	8	3	1	3	—	1	—	—	—	—
48422	Specialized freight (exc used) trucking, local . . . . .	203	1 136	4 334	30	21	3	4	1	1	—	—	—	—
484220	Specialized freight (exc used) trucking, local . . . . .	203	1 136	4 334	30	21	3	4	1	1	—	—	—	—
485	Transit & ground passenger transportation . . . . .	209	851	3 292	10	1	—	6	2	1	—	—	—	—
492	Couriers & messengers . . . . .	155	964	4 646	15	10	3	1	—	—	1	—	—	—
4921	Couriers . . . . .	(C)	(D)	(D)	5	2	2	—	—	—	1	—	—	—
49211	Couriers . . . . .	(C)	(D)	(D)	5	2	2	—	—	—	1	—	—	—
<b>51</b>	<b>Information . . . . .</b>	<b>1 698</b>	<b>14 652</b>	<b>52 659</b>	<b>97</b>	<b>58</b>	<b>6</b>	<b>13</b>	<b>12</b>	<b>3</b>	<b>4</b>	<b>1</b>	—	—
511	Publishing industries . . . . .	611	4 548	19 615	24	15	—	3	3	2	—	1	—	—
5111	Newspaper, periodical, book, database publishers . . . . .	593	4 351	18 599	19	11	—	2	3	2	—	1	—	—
51111	Newspaper publishers . . . . .	(E)	(D)	(D)	4	2	—	—	1	—	—	1	—	—
51112	Periodical publishers . . . . .	127	829	3 631	8	6	—	—	1	1	—	—	—	—
511120	Periodical publishers . . . . .	127	829	3 631	8	6	—	—	1	1	—	—	—	—
512	Motion picture & sound recording industries . . . . .	210	360	1 476	14	9	1	1	2	—	1	—	—	—
5121	Motion picture & video industries . . . . .	(C)	(D)	(D)	11	6	1	1	2	—	1	—	—	—
51213	Motion picture & video exhibition . . . . .	191	247	974	4	—	—	1	2	—	1	—	—	—
512131	Motion picture theaters (except drive-ins) . . . . .	191	247	974	4	—	—	1	2	—	1	—	—	—
513	Broadcasting & telecommunications . . . . .	834	9 376	29 950	47	25	3	8	7	1	3	—	—	—
5131	Radio & television broadcasting . . . . .	(E)	(D)	(D)	14	7	—	4	2	—	1	—	—	—
51311	Radio broadcasting . . . . .	(C)	(D)	(D)	12	7	—	4	1	—	—	—	—	—
51312	Television broadcasting . . . . .	(C)	(D)	(D)	2	—	—	—	1	—	1	—	—	—
5132	Cable networks & program distribution . . . . .	(C)	(D)	(D)	5	3	—	1	—	—	1	—	—	—
51322	Cable & other program distribution . . . . .	(C)	(D)	(D)	5	3	—	1	—	—	1	—	—	—
5133	Telecommunications . . . . .	447	5 704	15 659	28	15	3	3	5	1	1	—	—	—
51331	Wired telecommunications carriers . . . . .	367	4 902	12 647	13	4	1	2	4	1	1	—	—	—
513310	Wired telecommunications carriers . . . . .	367	4 902	12 647	13	4	1	2	4	1	1	—	—	—
<b>52</b>	<b>Finance &amp; insurance . . . . .</b>	<b>2 894</b>	<b>27 136</b>	<b>109 396</b>	<b>350</b>	<b>196</b>	<b>79</b>	<b>37</b>	<b>30</b>	<b>5</b>	<b>3</b>	—	—	—
522	Credit intermediation & related activities . . . . .	1 796	14 092	56 198	164	67	52	21	17	5	2	—	—	—
5221	Depository credit intermediation . . . . .	1 505	11 207	43 776	95	23	35	15	15	5	2	—	—	—
52211	Commercial banking . . . . .	1 091	8 162	29 488	61	14	21	11	10	3	2	—	—	—
522110	Commercial banking . . . . .	1 091	8 162	29 488	61	14	21	11	10	3	2	—	—	—
52212	Savings institutions . . . . .	231	2 055	9 875	16	2	9	1	2	2	—	—	—	—
522120	Savings institutions . . . . .	231	2 055	9 875	16	2	9	1	2	2	—	—	—	—
52213	Credit unions . . . . .	183	990	4 413	18	7	5	3	3	—	—	—	—	—
522130	Credit unions . . . . .	183	990	4 413	18	7	5	3	3	—	—	—	—	—
5222	Nondepository credit intermediation . . . . .	212	2 255	9 289	46	26	14	5	1	—	—	—	—	—
52229	Other nondepository credit intermediation . . . . .	(C)	(D)	(D)	44	25	13	5	1	—	—	—	—	—
522292	Real estate credit . . . . .	101	1 361	5 902	25	16	5	4	—	—	—	—	—	—

See footnotes at end of table.

**Table 6. Counties—Employees, Payroll, and Establishments by Industry: 2002—Con.**

[Excludes most government employees, railroad employees, and self-employed persons. Size class 1 to 4 includes establishments with payroll, but no employees, during mid-March pay period. (D) denotes figures withheld to avoid disclosing data for individual companies; the data are included in broader industry totals. Detailed industries with 100 or more employees are shown if industry was not a (D). For explanation of terms, abbreviations, and data reliability/comparability, see introductory text]

NAICS code	Industry	Number of employees for week including March 12	Payroll (\$1,000)		Total number of establishments	Number of establishments by employment-size class								
			First quarter	Annual		1 to 4	5 to 9	10 to 19	20 to 49	50 to 99	100 to 249	250 to 499	500 to 999	1,000 or more
<b>BUNCOMBE—Con.</b>														
<b>52</b>	<b>Finance &amp; insurance—Con.</b>													
523	Security, commodity contracts & like activity . . . . .	488	7 413	28 800	56	37	4	7	7	—	1	—	—	—
5231	Scrt'y & comdty contracts intermed & brokerage . . . . .	208	3 404	15 135	34	25	1	3	5	—	—	—	—	—
52312	Securities brokerage . . . . . (C)	(D)	(D)	(D)	28	21	1	1	5	—	—	—	—	—
5239	Other financial investment activities . . . . .	280	4 009	13 665	22	12	3	4	2	—	1	—	—	—
52393	Investment advice . . . . . (C)	(D)	(D)	(D)	12	8	1	2	—	—	1	—	—	—
524	Insurance carriers & related activities . . . . .	(F)	(D)	(D)	127	90	23	9	5	—	—	—	—	—
5241	Insurance carriers . . . . . (C)	(D)	(D)	(D)	25	14	6	2	3	—	—	—	—	—
52411	Direct life, health, medical insurance carriers . . . . .	(C)	(D)	(D)	14	8	2	2	2	—	—	—	—	—
5242	Agencies & other insurance related activities . . . . .	400	3 332	15 573	102	76	17	7	2	—	—	—	—	—
52421	Insurance agencies & brokerages . . . . .	358	3 004	14 272	95	73	14	6	2	—	—	—	—	—
524210	Insurance agencies & brokerages . . . . .	358	3 004	14 272	95	73	14	6	2	—	—	—	—	—
<b>53</b>	<b>Real estate &amp; rental &amp; leasing . . . . .</b>	<b>1 314</b>	<b>8 751</b>	<b>36 768</b>	<b>287</b>	<b>208</b>	<b>49</b>	<b>23</b>	<b>5</b>	<b>1</b>	<b>1</b>	—	—	—
531	Real estate . . . . .	905	6 539	27 275	218	181	20	11	4	1	1	—	—	—
5311	Lessors of real estate . . . . .	221	1 619	5 895	81	71	4	5	1	—	—	—	—	—
5312	Offices of real estate agents & brokers . . . . .	357	2 650	11 501	71	60	7	1	2	—	1	—	—	—
53121	Offices of real estate agents & brokers . . . . .	357	2 650	11 501	71	60	7	1	2	—	1	—	—	—
531210	Offices of real estate agents & brokers . . . . .	357	2 650	11 501	71	60	7	1	2	—	1	—	—	—
5313	Activities related to real estate . . . . .	327	2 270	9 879	66	50	9	5	1	1	—	—	—	—
53131	Real estate property managers . . . . .	277	1 994	8 546	37	24	7	4	1	1	—	—	—	—
531311	Residential property managers . . . . .	254	1 881	8 024	27	15	6	4	1	1	—	—	—	—
532	Rental & leasing services . . . . . (E)	(D)	(D)	(D)	68	27	29	12	—	—	—	—	—	—
5322	Consumer goods rental . . . . .	209	887	3 603	37	14	17	6	—	—	—	—	—	—
53223	Video tape & disc rental . . . . .	110	300	1 222	16	2	10	4	—	—	—	—	—	—
532230	Video tape & disc rental . . . . .	110	300	1 222	16	2	10	4	—	—	—	—	—	—
<b>54</b>	<b>Professional, scientific &amp; technical services . . . . .</b>	<b>3 447</b>	<b>31 919</b>	<b>132 522</b>	<b>633</b>	<b>439</b>	<b>107</b>	<b>53</b>	<b>26</b>	<b>6</b>	<b>2</b>	—	—	—
541	Professional, scientific & technical services . . . . .	3 447	31 919	132 522	633	439	107	53	26	6	2	—	—	—
5411	Legal services . . . . .	753	9 762	38 427	148	107	24	10	5	2	—	—	—	—
54111	Offices of lawyers . . . . .	735	9 512	37 357	143	104	22	10	5	2	—	—	—	—
541110	Offices of lawyers . . . . .	735	9 512	37 357	143	104	22	10	5	2	—	—	—	—
5412	Accounting, tax prep, bookkeep, payroll services . . . . .	711	4 920	20 752	92	53	18	11	8	2	—	—	—	—
54121	Accounting, tax prep, bookkeep, payroll services . . . . .	711	4 920	20 752	92	53	18	11	8	2	—	—	—	—
541211	Offices of certified public accountants . . . . .	337	3 259	14 912	46	24	14	5	2	1	—	—	—	—
541213	Tax preparation services . . . . .	271	685	1 680	18	6	1	5	5	1	—	—	—	—
541219	Other accounting services . . . . .	103	976	4 160	28	23	3	1	1	—	—	—	—	—
5413	Architectural, engineering & related services . . . . .	805	7 073	30 806	125	77	26	14	6	1	1	—	—	—
54131	Architectural services . . . . .	222	2 057	8 887	38	21	10	5	2	—	—	—	—	—
541310	Architectural services . . . . .	222	2 057	8 887	38	21	10	5	2	—	—	—	—	—
54133	Engineering services . . . . .	395	3 619	15 833	44	27	7	6	2	1	1	—	—	—
541330	Engineering services . . . . .	395	3 619	15 833	44	27	7	6	2	1	1	—	—	—
54137	Surveying, mapping (exc geophysical) services . . . . .	105	788	3 281	22	14	5	2	1	—	—	—	—	—
541370	Surveying, mapping (exc geophysical) services . . . . .	105	788	3 281	22	14	5	2	1	—	—	—	—	—
5415	Computer systems design & related services . . . . .	196	2 494	11 134	39	35	1	2	—	—	1	—	—	—
54151	Computer systems design & related services . . . . .	196	2 494	11 134	39	35	1	2	—	—	1	—	—	—
541511	Custom computer programming services . . . . .	140	1 731	8 181	15	12	1	1	—	—	1	—	—	—
5416	Management, sci & tech consulting services . . . . .	331	3 619	13 172	99	85	9	2	2	1	—	—	—	—
54161	Management consulting services . . . . .	286	3 282	11 652	76	64	7	2	2	1	—	—	—	—
541612	Human res & exec search consulting services . . . . .	123	1 625	6 423	20	17	1	—	1	1	—	—	—	—
5418	Advertising & related services . . . . .	100	1 033	4 299	19	13	3	1	2	—	—	—	—	—
5419	Oth professional, scientific, technical services . . . . .	415	2 147	10 107	64	32	19	11	2	—	—	—	—	—
54194	Veterinary services . . . . .	282	1 504	6 958	28	6	13	7	2	—	—	—	—	—
541940	Veterinary services . . . . .	282	1 504	6 958	28	6	13	7	2	—	—	—	—	—
<b>55</b>	<b>Management of companies &amp; enterprises . . . . .</b>	<b>1 619</b>	<b>11 397</b>	<b>55 471</b>	<b>26</b>	<b>8</b>	<b>5</b>	<b>2</b>	<b>6</b>	<b>2</b>	<b>2</b>	—	<b>1</b>	—
551	Management of companies & enterprises . . . . .	1 619	11 397	55 471	26	8	5	2	6	2	2	—	1	—
5511	Management of companies & enterprises . . . . .	1 619	11 397	55 471	26	8	5	2	6	2	2	—	1	—
55111	Management of companies & enterprises . . . . .	1 619	11 397	55 471	26	8	5	2	6	2	2	—	1	—
551114	Corp, subsidiary & regional managing offices . . . . .	1 552	10 250	51 374	22	8	3	1	5	2	2	—	1	—
<b>56</b>	<b>Admin, support, waste mgt, remediation services . . . . .</b>	<b>4 945</b>	<b>21 812</b>	<b>97 111</b>	<b>309</b>	<b>185</b>	<b>42</b>	<b>28</b>	<b>31</b>	<b>14</b>	<b>7</b>	<b>1</b>	<b>1</b>	—
561	Administrative & support services . . . . .	4 749	20 467	91 395	294	177	40	26	29	13	7	1	1	—
5611	Office administrative services . . . . .	179	1 730	8 031	13	8	2	—	2	1	—	—	—	—
56111	Office administrative services . . . . .	179	1 730	8 031	13	8	2	—	2	1	—	—	—	—
561110	Office administrative services . . . . .	179	1 730	8 031	13	8	2	—	2	1	—	—	—	—
5613	Employment services . . . . .	2 614	10 363	44 998	43	14	3	4	8	6	6	1	1	—
56132	Temporary help services . . . . .	2 293	8 049	36 641	32	7	1	3	8	6	6	—	1	—
561320	Temporary help services . . . . .	2 293	8 049	36 641	32	7	1	3	8	6	6	—	1	—
56133	Employee leasing services . . . . . (E)	(D)	(D)	(D)	1	—	—	—	—	—	—	1	—	—
5614	Business support services . . . . .	316	1 685	6 831	32	21	5	3	1	2	—	—	—	—
56142	Telephone call centers . . . . .	103	406	1 658	4	2	—	—	1	1	—	—	—	—
5615	Travel arrangement & reservation services . . . . .	131	932	5 467	20	14	—	5	1	—	—	—	—	—
5616	Investigation & security services . . . . .	334	1 419	6 418	15	9	—	—	4	1	1	—	—	—
56161	Investigation, guard & armored car services . . . . .	(E)	(D)	(D)	12	7	—	—	3	1	1	—	—	—
561612	Security guards & patrol services . . . . .	244	805	3 414	5	1	—	—	2	1	1	—	—	—

See footnotes at end of table.

**Table 6. Counties—Employees, Payroll, and Establishments by Industry: 2002—Con.**

[Excludes most government employees, railroad employees, and self-employed persons. Size class 1 to 4 includes establishments with payroll, but no employees, during mid-March pay period. (D) denotes figures withheld to avoid disclosing data for individual companies; the data are included in broader industry totals. Detailed industries with 100 or more employees are shown if industry was not a (D). For explanation of terms, abbreviations, and data reliability/comparability, see introductory text]

NAICS code	Industry	Number of employees for week including March 12	Payroll (\$1,000)		Total number of establishments	Number of establishments by employment-size class								
			First quarter	Annual		1 to 4	5 to 9	10 to 19	20 to 49	50 to 99	100 to 249	250 to 499	500 to 999	1,000 or more
<b>BUNCOMBE—Con.</b>														
<b>56</b>	<b>Admin, support, waste mgmt, remediation services—Con.</b>													
561	Administrative & support services—Con.													
5617	Services to buildings & dwellings . . . . .	845	3 276	14 488	146	98	25	12	11	—	—	—	—	
56171	Exterminating & pest control services . . . . .	101	877	3 260	9	2	3	3	1	—	—	—	—	
561710	Exterminating & pest control services . . . . .	101	877	3 260	9	2	3	3	1	—	—	—	—	
56172	Janitorial services . . . . .	422	1 074	5 055	55	36	5	7	7	—	—	—	—	
561720	Janitorial services . . . . .	422	1 074	5 055	55	36	5	7	7	—	—	—	—	
56173	Landscaping services . . . . .	203	911	4 369	63	49	11	2	1	—	—	—	—	
561730	Landscaping services . . . . .	203	911	4 369	63	49	11	2	1	—	—	—	—	
5619	Other support services . . . . .	(E)	(D)	(D)	24	12	5	2	2	3	—	—	—	
56199	All other support services . . . . .	322	1 029	5 025	22	10	5	2	2	3	—	—	—	
561990	All other support services . . . . .	322	1 029	5 025	22	10	5	2	2	3	—	—	—	
562	Waste management & remediation services . . . . .	196	1 345	5 716	15	8	2	2	2	1	—	—	—	
5621	Waste collection . . . . .	168	1 195	4 962	7	3	—	1	2	1	—	—	—	
56211	Waste collection . . . . .	168	1 195	4 962	7	3	—	1	2	1	—	—	—	
<b>61</b>	<b>Educational services . . . . .</b>	<b>2 520</b>	<b>11 603</b>	<b>47 271</b>	<b>81</b>	<b>43</b>	<b>12</b>	<b>6</b>	<b>8</b>	<b>6</b>	<b>4</b>	<b>1</b>	<b>1</b>	
611	Educational services . . . . .	2 520	11 603	47 271	81	43	12	6	8	6	4	1	1	
6111	Elementary & secondary schools . . . . .	842	4 487	18 488	24	6	4	2	6	4	2	—	—	
61111	Elementary & secondary schools . . . . .	842	4 487	18 488	24	6	4	2	6	4	2	—	—	
611110	Elementary & secondary schools . . . . .	842	4 487	18 488	24	6	4	2	6	4	2	—	—	
6112	Junior colleges . . . . .	(E)	(D)	(D)	1	—	—	—	—	—	—	1	—	
61121	Junior colleges . . . . .	(E)	(D)	(D)	1	—	—	—	—	—	—	1	—	
6113	Colleges, universities & professional schools . . . . .	982	3 234	13 449	8	4	—	1	—	1	1	—	—	
61131	Colleges, universities & professional schools . . . . .	982	3 234	13 449	8	4	—	1	—	1	1	—	—	
611310	Colleges, universities & professional schools . . . . .	982	3 234	13 449	8	4	—	1	—	1	1	—	—	
6116	Other schools & instruction . . . . .	253	1 507	5 816	30	21	4	3	1	—	1	—	—	
61169	All other schools & instruction . . . . .	167	1 257	4 498	10	5	2	—	—	1	—	—	—	
<b>62</b>	<b>Health care and social assistance . . . . .</b>	<b>17 457</b>	<b>147 107</b>	<b>622 697</b>	<b>660</b>	<b>289</b>	<b>148</b>	<b>91</b>	<b>85</b>	<b>16</b>	<b>26</b>	<b>2</b>	<b>3</b>	
621	Ambulatory health care services . . . . .	5 688	58 425	274 858	462	222	109	56	61	6	7	1	—	
6211	Offices of physicians . . . . .	3 125	38 307	188 193	176	69	39	19	39	5	4	1	—	
62111	Offices of physicians . . . . .	3 125	38 307	188 193	176	69	39	19	39	5	4	1	—	
621111	Offices of physicians (exc mental health) . . . . .	3 086	37 999	186 496	165	60	38	18	39	5	4	1	—	
6212	Offices of dentists . . . . .	708	5 739	27 148	98	32	40	22	4	—	—	—	—	
62121	Offices of dentists . . . . .	708	5 739	27 148	98	32	40	22	4	—	—	—	—	
621210	Offices of dentists . . . . .	708	5 739	27 148	98	32	40	22	4	—	—	—	—	
6213	Offices of other health practitioners . . . . .	458	2 864	13 032	124	95	16	10	3	—	—	—	—	
62131	Offices of chiropractors . . . . .	101	692	3 013	42	39	1	2	—	—	—	—	—	
621310	Offices of chiropractors . . . . .	101	692	3 013	42	39	1	2	—	—	—	—	—	
62132	Offices of optometrists . . . . .	112	715	2 995	20	9	8	3	—	—	—	—	—	
621320	Offices of optometrists . . . . .	112	715	2 995	20	9	8	3	—	—	—	—	—	
62134	Offices of PT, OT, speech therapy & audiology . . . . .	109	574	2 728	18	11	3	2	2	—	—	—	—	
621340	Offices of PT, OT, speech therapy & audiology . . . . .	109	574	2 728	18	11	3	2	2	—	—	—	—	
6214	Outpatient care centers . . . . .	317	3 009	15 002	31	15	6	2	8	—	—	—	—	
62149	Other outpatient care centers . . . . .	266	2 808	14 152	16	4	3	1	8	—	—	—	—	
6215	Medical & diagnostic laboratories . . . . .	302	3 031	11 826	7	4	—	1	1	—	1	—	—	
62151	Medical & diagnostic laboratories . . . . .	302	3 031	11 826	7	4	—	1	1	—	1	—	—	
6216	Home health care services . . . . .	606	4 481	15 370	15	3	5	—	5	—	2	—	—	
62161	Home health care services . . . . .	606	4 481	15 370	15	3	5	—	5	—	2	—	—	
621610	Home health care services . . . . .	606	4 481	15 370	15	3	5	—	5	—	2	—	—	
6219	Other ambulatory health care services . . . . .	172	994	4 287	11	4	3	2	1	1	—	—	—	
62199	All other ambulatory health care services . . . . .	(C)	(D)	(D)	9	4	2	1	1	1	—	—	—	
621991	Blood & organ banks . . . . .	136	777	3 373	4	—	1	1	1	1	—	—	—	
622	Hospitals . . . . .	6 736	66 625	254 446	5	—	—	—	—	—	1	1	—	
6221	General medical & surgical hospitals . . . . .	(I)	(D)	(D)	3	—	—	—	—	—	—	—	3	
62211	General medical & surgical hospitals . . . . .	(I)	(D)	(D)	3	—	—	—	—	—	—	—	3	
6222	Psychiatric & substance abuse hospitals . . . . .	(C)	(D)	(D)	1	—	—	—	—	—	1	—	—	
62221	Psychiatric & substance abuse hospitals . . . . .	(C)	(D)	(D)	1	—	—	—	—	—	1	—	—	
6223	Other specialty hospitals . . . . .	(E)	(D)	(D)	1	—	—	—	—	—	—	1	—	
62231	Other specialty hospitals . . . . .	(E)	(D)	(D)	1	—	—	—	—	—	—	1	—	
623	Nursing & residential care facilities . . . . .	3 438	15 810	67 215	82	19	19	11	11	8	14	—	—	
6231	Nursing care facilities . . . . .	1 792	8 905	37 183	21	3	2	—	1	5	10	—	—	
62311	Nursing care facilities . . . . .	1 792	8 905	37 183	21	3	2	—	1	5	10	—	—	
623110	Nursing care facilities . . . . .	1 792	8 905	37 183	21	3	2	—	1	5	10	—	—	
6232	Residential mental retardation, health facil . . . . .	486	1 911	7 746	22	4	7	6	3	1	1	—	—	
62321	Residential mental retardation facilities . . . . .	470	1 875	7 639	19	3	5	6	3	1	1	—	—	
623210	Residential mental retardation facilities . . . . .	470	1 875	7 639	19	3	5	6	3	1	1	—	—	
6233	Community care facilities for the elderly . . . . .	1 083	4 639	20 757	30	10	4	5	6	2	3	—	—	
62331	Community care facilities for the elderly . . . . .	1 083	4 639	20 757	30	10	4	5	6	2	3	—	—	
623311	Continuing care retirement communities . . . . .	682	3 250	14 832	11	4	2	1	1	—	3	—	—	
623312	Homes for the elderly . . . . .	401	1 389	5 925	19	6	2	4	5	2	—	—	—	
624	Social assistance . . . . .	1 595	6 247	26 178	111	48	20	24	13	2	4	—	—	
6241	Individual & family services . . . . .	708	2 945	12 486	43	23	5	7	5	—	3	—	—	
62411	Child & youth services . . . . .	216	1 312	5 253	12	7	2	1	1	—	1	—	—	
624110	Child & youth services . . . . .	216	1 312	5 253	12	7	2	1	1	—	1	—	—	
62412	Services for elderly & disabled persons . . . . .	404	1 116	5 309	11	3	—	2	4	—	2	—	—	
624120	Services for elderly & disabled persons . . . . .	404	1 116	5 309	11	3	—	2	4	—	2	—	—	
6242	Community, emergency & other relief services . . . . .	189	1 098	4 232	11	4	—	5	1	1	—	—	—	
62421	Community food services . . . . .	118	676	2 464	3	—	—	1	1	1	—	—	—	
624210	Community food services . . . . .	118	676	2 464	3	—	—	1	1	1	—	—	—	

See footnotes at end of table.



**Table 6. Counties—Employees, Payroll, and Establishments by Industry: 2002—Con.**

[Excludes most government employees, railroad employees, and self-employed persons. Size class 1 to 4 includes establishments with payroll, but no employees, during mid-March pay period. (D) denotes figures withheld to avoid disclosing data for individual companies; the data are included in broader industry totals. Detailed industries with 100 or more employees are shown if industry was not a (D). For explanation of terms, abbreviations, and data reliability/comparability, see introductory text]

NAICS code	Industry	Number of employees for week including March 12	Payroll (\$1,000)		Total number of establishments	Number of establishments by employment-size class									
			First quarter	Annual		1 to 4	5 to 9	10 to 19	20 to 49	50 to 99	100 to 249	250 to 499	500 to 999	1,000 or more	
<b>BUNCOMBE—Con.</b>															
<b>62 Health care and social assistance—Con.</b>															
Social assistance—Con.															
624	Vocational rehabilitation services	162	459	1 757	4	2	—	—	1	—	1	—	—	—	
6243	Vocational rehabilitation services	162	459	1 757	4	2	—	—	1	—	1	—	—		
62431	Vocational rehabilitation services	162	459	1 757	4	2	—	—	1	—	1	—	—		
6244	Child day care services	536	1 745	7 703	53	19	15	12	6	1	—	—	—		
62441	Child day care services	536	1 745	7 703	53	19	15	12	6	1	—	—	—		
624410	Child day care services	536	1 745	7 703	53	19	15	12	6	1	—	—	—		
<b>71</b>	<b>Arts, entertainment &amp; recreation</b>	<b>1 539</b>	<b>7 466</b>	<b>32 708</b>	<b>100</b>	<b>60</b>	<b>14</b>	<b>15</b>	<b>8</b>	<b>1</b>	<b>1</b>	<b>—</b>	<b>1</b>	<b>—</b>	
711	Performing arts, spectator sports & related industries	(C)	(D)	(D)	48	36	5	6	1	—	—	—	—	—	
712	Museums, historical sites & like institutions	(F)	(D)	(D)	14	10	1	1	1	—	—	—	1	—	
7121	Museums, historical sites & like institutions	(F)	(D)	(D)	14	10	1	1	1	—	—	—	1	—	
71211	Museums	(F)	(D)	(D)	10	6	1	1	1	—	—	—	1	—	
713	Amusement, gambling & recreation industries	588	1 799	8 228	38	14	8	8	6	1	1	—	—	—	
7139	Other amusement & recreation industries	(F)	(D)	(D)	35	12	7	8	6	1	1	—	—	—	
71391	Golf courses & country clubs	231	1 018	4 524	6	1	1	2	—	1	1	—	—	—	
713910	Golf courses & country clubs	231	1 018	4 524	6	1	1	2	—	1	1	—	—	—	
71394	Fitness & recreational sports centers	272	534	2 429	16	3	4	4	5	—	—	—	—	—	
713940	Fitness & recreational sports centers	272	534	2 429	16	3	4	4	5	—	—	—	—	—	
<b>72</b>	<b>Accommodation &amp; food services</b>	<b>11 087</b>	<b>33 280</b>	<b>144 820</b>	<b>552</b>	<b>168</b>	<b>79</b>	<b>117</b>	<b>141</b>	<b>39</b>	<b>6</b>	<b>1</b>	<b>1</b>	<b>—</b>	
721	Accommodation	2 552	11 654	51 428	112	56	9	20	20	3	2	1	1	—	
7211	Traveler accommodation	2 449	11 178	48 349	97	46	7	19	18	3	2	1	1	—	
72111	Hotels (exc casino hotels) & motels	2 316	10 777	45 899	68	22	4	18	18	2	2	1	1	—	
721110	Hotels (exc casino hotels) & motels	2 316	10 777	45 899	68	22	4	18	18	2	2	1	1	—	
72119	Other traveler accommodation	133	401	2 450	29	24	3	1	—	1	—	—	—	—	
721191	Bed & breakfast inns	129	388	2 370	26	21	3	1	—	1	—	—	—	—	
722	Food services & drinking places	8 535	21 626	93 392	440	112	70	97	121	36	4	—	—	—	
7221	Full-service restaurants	4 801	12 862	55 836	204	46	29	40	63	22	4	—	—	—	
72211	Full-service restaurants	4 801	12 862	55 836	204	46	29	40	63	22	4	—	—	—	
722110	Full-service restaurants	4 801	12 862	55 836	204	46	29	40	63	22	4	—	—	—	
7222	Limited-service eating places	3 351	7 818	33 299	203	54	29	54	55	11	—	—	—	—	
72221	Limited-service eating places	3 351	7 818	33 299	203	54	29	54	55	11	—	—	—	—	
722211	Limited-service restaurants	2 927	6 790	28 600	164	33	25	46	51	9	—	—	—	—	
722212	Cafeterias	210	613	2 785	5	1	—	—	2	2	—	—	—	—	
722213	Snack & nonalcoholic beverage bars	214	415	1 914	34	20	4	8	2	—	—	—	—	—	
7223	Special food services	303	713	3 203	16	4	5	1	3	3	—	—	—	—	
72231	Food service contractors	283	652	2 867	12	3	2	1	3	3	—	—	—	—	
722310	Food service contractors	283	652	2 867	12	3	2	1	3	3	—	—	—	—	
<b>81</b>	<b>Other services (except public administration)</b>	<b>4 855</b>	<b>21 229</b>	<b>89 438</b>	<b>676</b>	<b>396</b>	<b>148</b>	<b>85</b>	<b>37</b>	<b>6</b>	<b>4</b>	<b>—</b>	<b>—</b>	<b>—</b>	
811	Repair & maintenance	944	5 579	22 716	187	115	42	26	4	—	—	—	—	—	
8111	Automotive repair & maintenance	622	3 662	14 934	130	79	36	13	2	—	—	—	—	—	
81111	Automotive mechanical & electrical R&M	316	1 921	7 947	74	46	23	5	—	—	—	—	—	—	
811111	General automotive repair	241	1 438	5 812	58	36	19	3	—	—	—	—	—	—	
81112	Automotive body, paint, interior & glass repair	167	1 261	4 979	33	19	10	3	1	—	—	—	—	—	
811121	Automotive body, paint & interior R&M	140	1 092	4 280	29	18	8	2	1	—	—	—	—	—	
81119	Other automotive R&M	139	480	2 008	23	14	3	5	1	—	—	—	—	—	
8112	Electronic & precision equipment R&M	100	606	2 474	19	12	2	5	—	—	—	—	—	—	
81121	Electronic & precision equipment R&M	100	606	2 474	19	12	2	5	—	—	—	—	—	—	
8113	Commercial equipment (exc auto & elec) R&M	125	859	3 493	21	14	1	5	1	—	—	—	—	—	
81131	Commercial equipment (exc auto & elec) R&M	125	859	3 493	21	14	1	5	1	—	—	—	—	—	
811310	Commercial equipment (exc auto & elec) R&M	125	859	3 493	21	14	1	5	1	—	—	—	—	—	
812	Personal & laundry services	987	4 152	18 547	155	84	42	20	8	1	—	—	—	—	
8121	Personal care services	336	1 151	4 930	68	40	17	9	2	—	—	—	—	—	
81211	Hair, nail & skin care services	264	997	4 194	53	32	13	6	2	—	—	—	—	—	
812112	Beauty salons	256	963	4 032	50	30	12	6	2	—	—	—	—	—	
8122	Death care services	151	819	4 134	20	9	6	4	1	—	—	—	—	—	
81221	Funeral homes	123	712	3 664	12	5	2	4	1	—	—	—	—	—	
812210	Funeral homes	123	712	3 664	12	5	2	4	1	—	—	—	—	—	
8123	Drycleaning & laundry services	328	1 478	6 337	32	13	12	2	4	1	—	—	—	—	
81232	Drycleaning & laundry services (exc coin-op)	165	586	2 807	21	8	9	1	3	—	—	—	—	—	
812320	Drycleaning & laundry services (exc coin-op)	165	586	2 807	21	8	9	1	3	—	—	—	—	—	
81233	Linen & uniform supply	(C)	(D)	(D)	2	—	1	—	—	1	—	—	—	—	
8129	Other personal services	172	704	3 146	35	22	7	5	1	—	—	—	—	—	
813	Religious, grantmaking, civic, prof & like organizations	2 924	11 498	48 175	334	197	64	39	25	5	4	—	—	—	
8131	Religious organizations	2 116	7 764	32 408	238	136	47	27	22	3	3	—	—	—	
81311	Religious organizations	2 116	7 764	32 408	238	136	47	27	22	3	3	—	—	—	
813110	Religious organizations	2 116	7 764	32 408	238	136	47	27	22	3	3	—	—	—	
8132	Grantmaking & giving services	167	935	3 788	16	9	2	3	1	1	—	—	—	—	
81321	Grantmaking & giving services	167	935	3 788	16	9	2	3	1	1	—	—	—	—	
8134	Civic & social organizations	303	835	3 837	22	16	3	1	1	—	1	—	—	—	
81341	Civic & social organizations	303	835	3 837	22	16	3	1	1	—	1	—	—	—	
813410	Civic & social organizations	303	835	3 837	22	16	3	1	1	—	1	—	—	—	
8139	Business, labor, political, like organizations	255	1 366	5 541	39	25	6	6	1	1	—	—	—	—	
81393	Labor unions & similar labor organizations	113	215	635	11	5	3	2	—	1	—	—	—	—	
813930	Labor unions & similar labor organizations	113	215	635	11	5	3	2	—	1	—	—	—	—	

See footnotes at end of table.

**Table 6. Counties—Employees, Payroll, and Establishments by Industry: 2002—Con.**

[Excludes most government employees, railroad employees, and self-employed persons. Size class 1 to 4 includes establishments with payroll, but no employees, during mid-March pay period. (D) denotes figures withheld to avoid disclosing data for individual companies; the data are included in broader industry totals. Detailed industries with 100 or more employees are shown if industry was not a (D). For explanation of terms, abbreviations, and data reliability/comparability, see introductory text]

NAICS code	Industry	Number of employees for week including March 12	Payroll (\$1,000)		Total number of establishments	Number of establishments by employment-size class								
			First quarter	Annual		1 to 4	5 to 9	10 to 19	20 to 49	50 to 99	100 to 249	250 to 499	500 to 999	1,000 or more
<b>BUNCOMBE—Con.</b>														
95	Auxiliaries (exc corporate, subsidiary & regional mgt) .....	403	1 687	7 009	8	1	3	1	2	—	—	1	—	—
99	Unclassified establishments .....	(B)	(D)	(D)	13	11	2	—	—	—	—	—	—	—
<b>BURKE</b>														
	<b>Total</b> .....	<b>27 109</b>	<b>176 583</b>	<b>722 071</b>	<b>1 604</b>	<b>851</b>	<b>334</b>	<b>190</b>	<b>132</b>	<b>48</b>	<b>33</b>	<b>8</b>	<b>7</b>	<b>1</b>
11	Forestry, fishing, hunting, and agriculture support .....	17	59	240	7	5	2	—	—	—	—	—	—	—
21	Mining .....	(B)	(D)	(D)	2	—	1	—	1	—	—	—	—	—
22	Utilities .....	85	742	3 124	10	5	4	—	1	—	—	—	—	—
23	Construction .....	886	4 833	18 730	158	109	29	14	4	1	1	—	—	—
233	Building, developing & general contracting .....	179	1 026	4 253	50	39	7	3	1	—	—	—	—	—
2332	Residential building construction .....	103	526	2 252	40	35	4	1	—	—	—	—	—	—
23321	Single-family housing construction .....	103	526	2 252	40	35	4	1	—	—	—	—	—	—
233210	Single-family housing construction .....	103	526	2 252	40	35	4	1	—	—	—	—	—	—
235	Special trade contractors .....	631	3 461	12 649	98	64	20	10	2	1	1	—	—	—
2351	Plumbing, heating & AC contractor .....	217	1 314	4 806	33	23	6	2	1	1	—	—	—	—
23511	Plumbing, heating & AC contractor .....	217	1 314	4 806	33	23	6	2	1	1	—	—	—	—
235110	Plumbing, heating & AC contractor .....	217	1 314	4 806	33	23	6	2	1	1	—	—	—	—
2354	Masonry, drywall, insulation, tile contractors .....	137	797	1 876	6	4	1	—	—	—	1	—	—	—
23541	Masonry & stone contractors .....	(C)	(D)	(D)	3	1	1	—	—	—	1	—	—	—
31-33	<b>Manufacturing</b> .....	<b>12 411</b>	<b>94 544</b>	<b>375 140</b>	<b>159</b>	<b>43</b>	<b>20</b>	<b>28</b>	<b>20</b>	<b>14</b>	<b>21</b>	<b>6</b>	<b>6</b>	<b>1</b>
311	Food mfg .....	(G)	(D)	(D)	2	—	—	—	—	—	—	—	2	—
3116	Animal slaughtering & processing .....	(F)	(D)	(D)	1	—	—	—	—	—	—	—	1	—
31161	Animal slaughtering & processing .....	(F)	(D)	(D)	1	—	—	—	—	—	—	—	1	—
3118	Bakeries & tortilla mfg .....	(F)	(D)	(D)	1	—	—	—	—	—	—	—	1	—
31181	Bread & bakery product mfg .....	(F)	(D)	(D)	1	—	—	—	—	—	—	—	1	—
313	Textile mills .....	1 348	12 129	52 773	15	3	—	3	3	—	5	1	—	—
3131	Fiber, yarn & thread mills .....	153	1 356	5 403	3	—	—	2	—	—	1	—	—	—
31311	Fiber, yarn & thread mills .....	153	1 356	5 403	3	—	—	2	—	—	1	—	—	—
3132	Fabric mills .....	(F)	(D)	(D)	8	1	—	1	3	—	2	1	—	—
31321	Broadwoven fabric mills .....	477	6 552	29 152	5	—	—	3	—	—	2	—	—	—
313210	Broadwoven fabric mills .....	477	6 552	29 152	5	—	—	3	—	—	2	—	—	—
31324	Knit fabric mills .....	(E)	(D)	(D)	3	1	—	1	—	—	—	1	—	—
3133	Textile, fabric finishing, fabric coating mills .....	(E)	(D)	(D)	4	2	—	—	—	—	2	—	—	—
31331	Textile & fabric finishing mills .....	(E)	(D)	(D)	4	2	—	—	—	—	2	—	—	—
315	Apparel manufacturing .....	1 944	11 931	44 203	25	4	3	7	5	3	1	—	2	—
3151	Apparel knitting mills .....	(G)	(D)	(D)	20	3	2	6	4	3	—	—	2	—
31511	Hosiery & sock mills .....	(G)	(D)	(D)	19	3	2	6	4	3	—	—	1	—
315119	Other hosiery & sock mills .....	1 050	6 535	25 087	15	—	1	6	4	3	—	—	1	—
31519	Other apparel knitting mills .....	(F)	(D)	(D)	1	—	—	—	—	—	—	—	1	—
3152	Cut & sew apparel mfg .....	(C)	(D)	(D)	5	1	1	1	1	—	1	—	—	—
31523	Women's, girls' cut & sew apparel mfg .....	(C)	(D)	(D)	1	—	—	—	—	—	1	—	—	—
321	Wood product mfg .....	334	2 042	7 465	21	7	5	4	4	1	—	—	—	—
3212	Veneer, plywood & engineered wood product mfg .....	185	1 349	4 745	4	—	—	1	2	1	—	—	—	—
32121	Veneer, plywood & engineered wood product mfg .....	185	1 349	4 745	4	—	—	1	2	1	—	—	—	—
321211	Hardwood veneer & plywood mfg .....	185	1 349	4 745	4	—	—	1	2	1	—	—	—	—
322	Paper mfg .....	177	1 450	5 990	3	—	—	—	—	3	—	—	—	—
3222	Converted paper product mfg .....	177	1 450	5 990	3	—	—	—	—	3	—	—	—	—
32221	Paperboard container mfg .....	(C)	(D)	(D)	2	—	—	—	—	2	—	—	—	—
325	Chemical mfg .....	306	3 357	12 360	6	2	—	1	1	—	2	—	—	—
3255	Paint, coating & adhesive mfg .....	(C)	(D)	(D)	2	1	—	—	—	—	1	—	—	—
32551	Paint & coating mfg .....	(C)	(D)	(D)	1	—	—	—	—	—	1	—	—	—
3259	Other chemical product & preparation mfg .....	(C)	(D)	(D)	1	—	—	—	—	—	1	—	—	—
32591	Printing ink mfg .....	(C)	(D)	(D)	1	—	—	—	—	—	1	—	—	—
326	Plastics & rubber products mfg .....	(C)	(D)	(D)	2	—	1	—	—	—	1	—	—	—
3261	Plastics product mfg .....	(C)	(D)	(D)	2	—	1	—	—	—	1	—	—	—
32619	Other plastics product mfg .....	(C)	(D)	(D)	2	—	1	—	—	—	1	—	—	—
327	Nonmetallic mineral product mfg .....	154	1 136	4 595	7	3	1	2	—	—	1	—	—	—
3272	Glass & glass product mfg .....	(C)	(D)	(D)	2	1	—	—	—	—	1	—	—	—
32721	Glass & glass product mfg .....	(C)	(D)	(D)	2	1	—	—	—	—	1	—	—	—
332	Fabricated metal product mfg .....	282	2 368	10 149	16	8	3	2	1	1	1	—	—	—
3327	Mach shops, turn prod, screw, nut, bolt mfg .....	110	975	4 466	11	6	3	1	—	1	—	—	—	—
33271	Machine shops .....	110	975	4 466	11	6	3	1	—	1	—	—	—	—
332710	Machine shops .....	110	975	4 466	11	6	3	1	—	1	—	—	—	—
3329	Other fabricated metal product mfg .....	(C)	(D)	(D)	2	1	—	—	—	—	1	—	—	—
33299	All other fabricated metal product mfg .....	(C)	(D)	(D)	2	1	—	—	—	—	1	—	—	—
333	Machinery mfg .....	(E)	(D)	(D)	2	—	—	—	—	—	2	—	—	—
3336	Engine, turbine & power transmsn equip mfg .....	(E)	(D)	(D)	2	—	—	—	—	—	2	—	—	—
33361	Engine, turbine & power transmsn equip mfg .....	(E)	(D)	(D)	2	—	—	—	—	—	2	—	—	—

See footnotes at end of table.

**Table 6. Counties—Employees, Payroll, and Establishments by Industry: 2002—Con.**

[Excludes most government employees, railroad employees, and self-employed persons. Size class 1 to 4 includes establishments with payroll, but no employees, during mid-March pay period. (D) denotes figures withheld to avoid disclosing data for individual companies; the data are included in broader industry totals. Detailed industries with 100 or more employees are shown if industry was not a (D). For explanation of terms, abbreviations, and data reliability/comparability, see introductory text]

NAICS code	Industry	Number of employees for week including March 12	Payroll (\$1,000)		Total number of establishments	Number of establishments by employment-size class								
			First quarter	Annual		1 to 4	5 to 9	10 to 19	20 to 49	50 to 99	100 to 249	250 to 499	500 to 999	1,000 or more
<b>BURKE—Con.</b>														
<b>31-33 Manufacturing—Con.</b>														
335	Electrical equip, appliance & component mfg . . . .	1 695	13 228	52 997	3	—	—	—	—	—	1	1	—	1
3359	Other electrical equipment & component mfg . . .	1 695	13 228	52 997	3	—	—	—	—	—	1	1	—	1
33591	Battery mfg . . . . .	(C)	(D)	(D)	1	—	—	—	—	—	1	—	—	—
33593	Wiring device mfg . . . . .	(G)	(D)	(D)	1	—	—	—	—	—	—	—	—	1
33599	All oth electrical equipment & component mfg . . . . .	(E)	(D)	(D)	1	—	—	—	—	—	—	1	—	—
336	Transportation equipment mfg . . . . .	928	9 545	36 114	4	—	—	—	1	1	—	1	1	—
3363	Motor vehicle parts mfg . . . . .	(F)	(D)	(D)	3	—	—	—	1	—	—	1	1	—
33634	Motor vehicle brake system mfg . . . . .	(F)	(D)	(D)	1	—	—	—	—	—	—	—	1	—
33635	MV transmission & power train parts mfg . . . .	(E)	(D)	(D)	1	—	—	—	—	—	—	1	—	—
337	Furniture & related product mfg . . . . .	2 724	18 777	70 265	30	5	5	4	3	3	7	2	1	—
3371	HH & institutional furniture & kitchen cabinet mfg . . . . .	(H)	(D)	(D)	26	4	4	3	2	3	7	2	1	—
33712	Household & institutional furniture mfg . . . . .	(H)	(D)	(D)	26	4	4	3	2	3	7	2	1	—
337122	Nonupholstered wood household furniture mfg . . . . .	1 654	11 240	39 962	14	1	3	2	2	1	3	1	1	—
339	Miscellaneous mfg . . . . .	(E)	(D)	(D)	6	3	1	—	—	1	—	1	—	—
3391	Medical equipment & supplies mfg . . . . .	(E)	(D)	(D)	4	2	—	—	—	1	—	1	—	—
33911	Medical equipment & supplies mfg . . . . .	(E)	(D)	(D)	4	2	—	—	—	1	—	1	—	—
<b>42</b>	<b>Wholesale trade . . . . .</b>	<b>753</b>	<b>5 966</b>	<b>25 109</b>	<b>70</b>	<b>40</b>	<b>10</b>	<b>9</b>	<b>7</b>	<b>4</b>	—	—	—	—
421	Wholesale trade, durable goods . . . . .	502	3 781	16 459	48	28	7	5	6	2	—	—	—	—
4212	Furniture & home furnishing whsle . . . . .	120	777	3 169	6	3	2	—	—	1	—	—	—	—
42121	Furniture whsle . . . . .	(C)	(D)	(D)	5	2	2	—	—	1	—	—	—	—
4218	Machinery, equipment & supplies whsle . . . . .	154	1 431	6 294	12	6	2	1	2	1	—	—	—	—
422	Wholesale trade, nondurable goods . . . . .	251	2 185	8 650	22	12	3	4	1	2	—	—	—	—
4229	Miscellaneous nondurable goods whsle . . . . .	114	829	3 135	5	1	1	1	1	1	—	—	—	—
42299	Other miscellaneous nondurable goods whsle . . . . .	(C)	(D)	(D)	4	—	1	1	1	1	—	—	—	—
<b>44-45</b>	<b>Retail trade . . . . .</b>	<b>2 944</b>	<b>13 268</b>	<b>53 502</b>	<b>286</b>	<b>140</b>	<b>80</b>	<b>32</b>	<b>22</b>	<b>10</b>	<b>2</b>	—	—	—
441	Motor vehicle & parts dealers . . . . .	392	2 954	12 375	46	25	10	5	5	1	—	—	—	—
4411	Automobile dealers . . . . .	252	2 223	9 300	20	12	1	1	5	1	—	—	—	—
44111	New car dealers . . . . .	232	2 137	8 950	8	1	—	1	5	1	—	—	—	—
441110	New car dealers . . . . .	232	2 137	8 950	8	1	—	1	5	1	—	—	—	—
4413	Automotive parts, accessories & tire stores . . . .	109	559	2 314	19	8	9	2	—	—	—	—	—	—
444	Bldg material & garden equip & supp dealers . . . .	264	1 563	5 739	24	11	9	2	1	—	1	—	—	—
4441	Building material & supplies dealers . . . . .	235	1 459	5 265	16	6	6	2	1	—	1	—	—	—
44411	Home centers . . . . .	(C)	(D)	(D)	3	1	—	1	—	—	1	—	—	—
445	Food & beverage stores . . . . .	784	2 763	11 532	41	22	4	2	6	7	—	—	—	—
4451	Grocery stores . . . . .	756	2 579	10 696	32	15	3	1	6	7	—	—	—	—
44511	Grocery (except convenience) stores . . . . .	723	2 449	9 992	24	9	2	—	6	7	—	—	—	—
445110	Grocery (except convenience) stores . . . . .	723	2 449	9 992	24	9	2	—	6	7	—	—	—	—
446	Health & personal care stores . . . . .	262	1 134	4 708	21	4	6	6	5	—	—	—	—	—
4461	Health & personal care stores . . . . .	262	1 134	4 708	21	4	6	6	5	—	—	—	—	—
44611	Pharmacies & drug stores . . . . .	244	1 073	4 448	16	1	4	6	5	—	—	—	—	—
446110	Pharmacies & drug stores . . . . .	244	1 073	4 448	16	1	4	6	5	—	—	—	—	—
447	Gasoline stations . . . . .	224	805	3 336	45	26	15	3	1	—	—	—	—	—
4471	Gasoline stations . . . . .	224	805	3 336	45	26	15	3	1	—	—	—	—	—
44711	Gasoline stations with convenience stores . . . .	215	753	3 118	40	21	15	3	1	—	—	—	—	—
447110	Gasoline stations with convenience stores . . . .	215	753	3 118	40	21	15	3	1	—	—	—	—	—
448	Clothing & clothing accessories stores . . . . .	246	780	3 090	27	9	12	3	2	1	—	—	—	—
4481	Clothing stores . . . . .	171	463	2 121	13	5	3	2	2	1	—	—	—	—
44814	Family clothing stores . . . . .	104	299	1 231	4	—	1	1	1	1	—	—	—	—
448140	Family clothing stores . . . . .	104	299	1 231	4	—	1	1	1	1	—	—	—	—
452	General merchandise stores . . . . .	451	1 756	6 788	15	2	7	2	2	1	1	—	—	—
4521	Department stores . . . . .	(E)	(D)	(D)	2	—	—	—	—	1	1	—	—	—
45211	Department stores . . . . .	(E)	(D)	(D)	2	—	—	—	—	1	1	—	—	—
4529	Other general merchandise stores . . . . .	(C)	(D)	(D)	13	2	7	2	2	—	—	—	—	—
45299	All other general merchandise stores . . . . .	(C)	(D)	(D)	13	2	7	2	2	—	—	—	—	—
<b>48-49</b>	<b>Transportation &amp; warehousing . . . . .</b>	<b>557</b>	<b>3 486</b>	<b>15 034</b>	<b>35</b>	<b>25</b>	<b>2</b>	<b>2</b>	<b>3</b>	<b>1</b>	<b>2</b>	—	—	—
484	Truck transportation . . . . .	360	2 864	12 125	27	19	1	2	3	1	1	—	—	—
4841	General freight trucking . . . . .	(E)	(D)	(D)	20	13	1	2	2	1	1	—	—	—
48412	General freight trucking, long-distance . . . . .	289	2 211	9 193	14	9	1	1	1	1	—	—	—	—
485	Transit & ground passenger transportation . . . . .	(C)	(D)	(D)	3	2	—	—	—	—	1	—	—	—
4859	Oth transit & ground passenger transportation . .	(C)	(D)	(D)	2	1	—	—	—	—	1	—	—	—
48599	Oth transit & ground passenger transportation . . . . .	(C)	(D)	(D)	2	1	—	—	—	—	1	—	—	—
<b>51</b>	<b>Information . . . . .</b>	<b>161</b>	<b>1 051</b>	<b>3 835</b>	<b>12</b>	<b>6</b>	<b>2</b>	<b>1</b>	<b>2</b>	<b>1</b>	—	—	—	—
<b>52</b>	<b>Finance &amp; insurance . . . . .</b>	<b>510</b>	<b>3 794</b>	<b>14 136</b>	<b>80</b>	<b>45</b>	<b>23</b>	<b>7</b>	<b>5</b>	—	—	—	—	—
522	Credit intermediation & related activities . . . . .	356	2 086	8 078	44	21	13	6	4	—	—	—	—	—
5221	Depository credit intermediation . . . . .	290	1 603	6 034	24	6	8	6	4	—	—	—	—	—
52211	Commercial banking . . . . .	223	1 172	4 180	18	4	6	5	3	—	—	—	—	—
522110	Commercial banking . . . . .	223	1 172	4 180	18	4	6	5	3	—	—	—	—	—
524	Insurance carriers & related activities . . . . .	(C)	(D)	(D)	25	17	7	—	1	—	—	—	—	—
5242	Agencies & other insurance related activities . . .	(C)	(D)	(D)	25	17	7	—	1	—	—	—	—	—
52421	Insurance agencies & brokerages . . . . .	(C)	(D)	(D)	24	16	7	—	1	—	—	—	—	—

See footnotes at end of table.

**Table 6. Counties—Employees, Payroll, and Establishments by Industry: 2002—Con.**

[Excludes most government employees, railroad employees, and self-employed persons. Size class 1 to 4 includes establishments with payroll, but no employees, during mid-March pay period. (D) denotes figures withheld to avoid disclosing data for individual companies; the data are included in broader industry totals. Detailed industries with 100 or more employees are shown if industry was not a (D). For explanation of terms, abbreviations, and data reliability/comparability, see introductory text]

NAICS code	Industry	Number of employees for week including March 12	Payroll (\$1,000)		Total number of establishments	Number of establishments by employment-size class								
			First quarter	Annual		1 to 4	5 to 9	10 to 19	20 to 49	50 to 99	100 to 249	250 to 499	500 to 999	1,000 or more
<b>BURKE—Con.</b>														
<b>53</b>	<b>Real estate &amp; rental &amp; leasing .....</b>	<b>139</b>	<b>708</b>	<b>3 077</b>	<b>50</b>	<b>36</b>	<b>12</b>	<b>2</b>	—	—	—	—	—	—
<b>54</b>	<b>Professional, scientific &amp; technical services .....</b>	<b>553</b>	<b>3 966</b>	<b>17 431</b>	<b>112</b>	<b>73</b>	<b>22</b>	<b>13</b>	<b>4</b>	—	—	—	—	—
541	Professional, scientific & technical services .....	553	3 966	17 431	112	73	22	13	4	—	—	—	—	—
5411	Legal services .....	113	852	4 087	27	19	3	5	—	—	—	—	—	—
54111	Offices of lawyers .....	113	852	4 087	27	19	3	5	—	—	—	—	—	—
541110	Offices of lawyers .....	113	852	4 087	27	19	3	5	—	—	—	—	—	—
5412	Accounting, tax prep, bookkeep, payroll services .....	166	1 144	4 364	24	16	4	1	3	—	—	—	—	—
54121	Accounting, tax prep, bookkeep, payroll services .....	166	1 144	4 364	24	16	4	1	3	—	—	—	—	—
5413	Architectural, engineering & related services ...	129	1 084	4 874	25	14	8	2	1	—	—	—	—	—
<b>55</b>	<b>Management of companies &amp; enterprises .</b>	<b>(E)</b>	<b>(D)</b>	<b>(D)</b>	<b>5</b>	<b>2</b>	—	—	<b>1</b>	<b>1</b>	<b>1</b>	—	—	—
551	Management of companies & enterprises .....	(E)	(D)	(D)	5	2	—	—	1	1	1	—	—	—
5511	Management of companies & enterprises .....	(E)	(D)	(D)	5	2	—	—	1	1	1	—	—	—
55111	Management of companies & enterprises .....	(E)	(D)	(D)	5	2	—	—	1	1	1	—	—	—
<b>56</b>	<b>Admin, support, waste mgt, remediation services .....</b>	<b>486</b>	<b>1 717</b>	<b>9 855</b>	<b>59</b>	<b>38</b>	<b>14</b>	<b>2</b>	<b>1</b>	<b>4</b>	—	—	—	—
561	Administrative & support services .....	458	1 535	9 040	55	35	14	2	—	4	—	—	—	—
5613	Employment services .....	219	746	5 185	7	3	1	—	—	3	—	—	—	—
56132	Temporary help services .....	(C)	(D)	(D)	4	—	1	—	—	3	—	—	—	—
5617	Services to buildings & dwellings .....	146	436	1 834	38	25	11	2	—	—	—	—	—	—
<b>61</b>	<b>Educational services .....</b>	<b>75</b>	<b>295</b>	<b>1 132</b>	<b>8</b>	<b>3</b>	<b>2</b>	<b>1</b>	<b>2</b>	—	—	—	—	—
<b>62</b>	<b>Health care and social assistance .....</b>	<b>3 800</b>	<b>27 555</b>	<b>120 014</b>	<b>186</b>	<b>85</b>	<b>39</b>	<b>27</b>	<b>20</b>	<b>7</b>	<b>6</b>	<b>1</b>	<b>1</b>	—
621	Ambulatory health care services .....	1 066	9 260	49 424	101	50	25	14	7	4	1	—	—	—
6211	Offices of physicians .....	638	5 753	30 615	52	23	15	8	2	3	1	—	—	—
62111	Offices of physicians .....	638	5 753	30 615	52	23	15	8	2	3	1	—	—	—
621111	Offices of physicians (exc mental health) ...	638	5 753	30 615	52	23	15	8	2	3	1	—	—	—
6212	Offices of dentists .....	147	1 193	6 399	21	9	7	4	1	—	—	—	—	—
62121	Offices of dentists .....	147	1 193	6 399	21	9	7	4	1	—	—	—	—	—
621210	Offices of dentists .....	147	1 193	6 399	21	9	7	4	1	—	—	—	—	—
6216	Home health care services .....	161	565	2 405	3	—	—	—	2	1	—	—	—	—
62161	Home health care services .....	161	565	2 405	3	—	—	—	2	1	—	—	—	—
621610	Home health care services .....	161	565	2 405	3	—	—	—	2	1	—	—	—	—
622	Hospitals .....	(G)	(D)	(D)	2	—	—	—	—	—	—	1	1	—
6221	General medical & surgical hospitals .....	(G)	(D)	(D)	2	—	—	—	—	—	—	1	1	—
62211	General medical & surgical hospitals .....	(G)	(D)	(D)	2	—	—	—	—	—	—	1	1	—
623	Nursing & residential care facilities .....	1 045	4 843	19 455	37	10	7	10	4	1	5	—	—	—
6231	Nursing care facilities .....	551	2 678	10 977	6	1	1	—	—	—	4	—	—	—
62311	Nursing care facilities .....	551	2 678	10 977	6	1	1	—	—	—	4	—	—	—
623110	Nursing care facilities .....	551	2 678	10 977	6	1	1	—	—	—	4	—	—	—
6232	Residential mental retardation, health facil .....	147	533	2 051	14	3	4	5	2	—	—	—	—	—
62321	Residential mental retardation facilities .....	(C)	(D)	(D)	13	3	4	5	1	—	—	—	—	—
6233	Community care facilities for the elderly .....	288	1 154	4 669	12	6	—	2	2	1	1	—	—	—
62331	Community care facilities for the elderly .....	288	1 154	4 669	12	6	—	2	2	1	1	—	—	—
624	Social assistance .....	(F)	(D)	(D)	46	25	7	3	9	2	—	—	—	—
6241	Individual & family services .....	204	963	3 940	14	8	3	—	1	2	—	—	—	—
62419	Other individual & family services .....	115	581	2 518	9	5	3	—	—	1	—	—	—	—
624190	Other individual & family services .....	115	581	2 518	9	5	3	—	—	1	—	—	—	—
6244	Child day care services .....	215	570	2 452	24	14	2	3	5	—	—	—	—	—
62441	Child day care services .....	215	570	2 452	24	14	2	3	5	—	—	—	—	—
624410	Child day care services .....	215	570	2 452	24	14	2	3	5	—	—	—	—	—
<b>71</b>	<b>Arts, entertainment &amp; recreation .....</b>	<b>134</b>	<b>474</b>	<b>2 247</b>	<b>14</b>	<b>6</b>	<b>3</b>	<b>3</b>	<b>2</b>	—	—	—	—	—
713	Amusement, gambling & recreation industries ....	(C)	(D)	(D)	9	3	3	1	2	—	—	—	—	—
7139	Other amusement & recreation industries .....	(C)	(D)	(D)	8	3	2	1	2	—	—	—	—	—
<b>72</b>	<b>Accommodation &amp; food services .....</b>	<b>2 243</b>	<b>5 751</b>	<b>24 979</b>	<b>123</b>	<b>36</b>	<b>20</b>	<b>28</b>	<b>34</b>	<b>4</b>	—	<b>1</b>	—	—
721	Accommodation .....	129	333	1 508	9	4	1	3	—	1	—	—	—	—
7211	Traveler accommodation .....	129	333	1 508	9	4	1	3	—	1	—	—	—	—
72111	Hotels (exc casino hotels) & motels .....	129	333	1 508	9	4	1	3	—	1	—	—	—	—
721110	Hotels (exc casino hotels) & motels .....	129	333	1 508	9	4	1	3	—	1	—	—	—	—
722	Food services & drinking places .....	2 114	5 418	23 471	114	32	19	25	34	3	—	1	—	—
7221	Full-service restaurants .....	778	2 015	9 164	48	15	10	8	13	2	—	—	—	—
72211	Full-service restaurants .....	778	2 015	9 164	48	15	10	8	13	2	—	—	—	—
722110	Full-service restaurants .....	778	2 015	9 164	48	15	10	8	13	2	—	—	—	—
7222	Limited-service eating places .....	1 305	3 306	13 891	55	8	7	17	21	1	—	1	—	—
72221	Limited-service eating places .....	1 305	3 306	13 891	55	8	7	17	21	1	—	1	—	—
722211	Limited-service restaurants .....	1 291	3 285	13 781	49	4	5	17	21	1	—	1	—	—

See footnotes at end of table.

**Table 6. Counties—Employees, Payroll, and Establishments by Industry: 2002—Con.**

[Excludes most government employees, railroad employees, and self-employed persons. Size class 1 to 4 includes establishments with payroll, but no employees, during mid-March pay period. (D) denotes figures withheld to avoid disclosing data for individual companies; the data are included in broader industry totals. Detailed industries with 100 or more employees are shown if industry was not a (D). For explanation of terms, abbreviations, and data reliability/comparability, see introductory text]

NAICS code	Industry	Number of employees for week including March 12	Payroll (\$1,000)		Total number of establishments	Number of establishments by employment-size class								
			First quarter	Annual		1 to 4	5 to 9	10 to 19	20 to 49	50 to 99	100 to 249	250 to 499	500 to 999	1,000 or more
<b>BURKE—Con.</b>														
<b>81</b>	<b>Other services (except public administration)</b>	<b>994</b>	<b>3 750</b>	<b>15 709</b>	<b>219</b>	<b>147</b>	<b>49</b>	<b>20</b>	<b>2</b>	<b>1</b>	—	—	—	—
811	Repair & maintenance	252	1 280	5 320	61	44	11	5	1	—	—	—	—	—
8111	Automotive repair & maintenance	138	712	2 816	43	32	10	1	—	—	—	—	—	—
812	Personal & laundry services	134	663	2 911	32	23	3	6	—	—	—	—	—	—
813	Religious, grantmaking, civic, prof & like organizations	608	1 807	7 478	126	80	35	9	1	1	—	—	—	—
8131	Religious organizations	561	1 619	6 706	110	68	31	9	1	1	—	—	—	—
81311	Religious organizations	561	1 619	6 706	110	68	31	9	1	1	—	—	—	—
813110	Religious organizations	561	1 619	6 706	110	68	31	9	1	1	—	—	—	—
<b>95</b>	<b>Auxiliaries (exc corporate, subsidiary &amp; regional mgt)</b>	<b>(B)</b>	<b>(D)</b>	<b>(D)</b>	<b>1</b>	—	—	—	<b>1</b>	—	—	—	—	—
<b>99</b>	<b>Unclassified establishments</b>	<b>12</b>	<b>13</b>	<b>93</b>	<b>8</b>	<b>7</b>	—	<b>1</b>	—	—	—	—	—	—
<b>CABARRUS</b>														
	<b>Total</b>	<b>52 010</b>	<b>387 352</b>	<b>1 592 836</b>	<b>3 409</b>	<b>1 758</b>	<b>757</b>	<b>435</b>	<b>301</b>	<b>87</b>	<b>49</b>	<b>16</b>	<b>3</b>	<b>3</b>
<b>11</b>	<b>Forestry, fishing, hunting, and agriculture support</b>	<b>(B)</b>	<b>(D)</b>	<b>(D)</b>	<b>7</b>	<b>6</b>	—	<b>1</b>	—	—	—	—	—	—
<b>21</b>	<b>Mining</b>	<b>(B)</b>	<b>(D)</b>	<b>(D)</b>	<b>3</b>	<b>1</b>	—	<b>1</b>	<b>1</b>	—	—	—	—	—
<b>22</b>	<b>Utilities</b>	<b>106</b>	<b>1 265</b>	<b>4 340</b>	<b>6</b>	<b>2</b>	<b>1</b>	—	<b>3</b>	—	—	—	—	—
221	Utilities	106	1 265	4 340	6	2	1	—	3	—	—	—	—	—
<b>23</b>	<b>Construction</b>	<b>4 034</b>	<b>30 096</b>	<b>129 463</b>	<b>534</b>	<b>338</b>	<b>102</b>	<b>50</b>	<b>31</b>	<b>10</b>	<b>2</b>	<b>1</b>	—	—
233	Building, developing & general contracting	732	6 002	24 830	150	109	26	7	7	1	—	—	—	—
2331	Land subdivision & land development	131	1 984	8 098	12	9	1	—	1	1	—	—	—	—
23311	Land subdivision & land development	131	1 984	8 098	12	9	1	—	1	1	—	—	—	—
233110	Land subdivision & land development	131	1 984	8 098	12	9	1	—	1	1	—	—	—	—
2332	Residential building construction	302	1 855	8 362	116	92	21	3	—	—	—	—	—	—
23321	Single-family housing construction	(E)	(D)	(D)	114	91	20	3	—	—	—	—	—	—
2333	Nonresidential building construction	299	2 163	8 370	22	8	4	4	6	—	—	—	—	—
23332	Commercial & institutional bldg construction	299	2 163	8 370	22	8	4	4	6	—	—	—	—	—
233320	Commercial & institutional bldg construction	299	2 163	8 370	22	8	4	4	6	—	—	—	—	—
234	Heavy construction	660	6 007	26 988	24	6	4	8	3	2	—	1	—	—
2341	Highway, street, bridge & tunnel construction	195	1 941	10 047	6	—	1	3	—	2	—	—	—	—
23411	Highway & street construction	(C)	(D)	(D)	5	—	—	3	—	2	—	—	—	—
2349	Other heavy construction	465	4 066	16 941	18	6	3	5	3	—	—	1	—	—
23491	Water, sewer & pipeline construction	397	3 668	15 406	8	1	2	1	3	—	—	1	—	—
234910	Water, sewer & pipeline construction	397	3 668	15 406	8	1	2	1	3	—	—	1	—	—
235	Special trade contractors	2 642	18 087	77 645	360	223	72	35	21	7	2	—	—	—
2351	Plumbing, heating & AC contractor	652	4 209	19 244	85	49	16	11	7	2	—	—	—	—
23511	Plumbing, heating & AC contractor	652	4 209	19 244	85	49	16	11	7	2	—	—	—	—
235110	Plumbing, heating & AC contractor	652	4 209	19 244	85	49	16	11	7	2	—	—	—	—
2352	Painting & wall covering contractors	159	1 086	5 220	28	16	9	2	—	1	—	—	—	—
23521	Painting & wall covering contractors	159	1 086	5 220	28	16	9	2	—	1	—	—	—	—
235210	Painting & wall covering contractors	159	1 086	5 220	28	16	9	2	—	1	—	—	—	—
2353	Electrical contractors	389	3 081	12 250	52	32	12	4	3	1	—	—	—	—
23531	Electrical contractors	389	3 081	12 250	52	32	12	4	3	1	—	—	—	—
235310	Electrical contractors	389	3 081	12 250	52	32	12	4	3	1	—	—	—	—
2354	Masonry, drywall, insulation, tile contractors	388	1 862	8 244	58	33	13	6	6	—	—	—	—	—
23541	Masonry & stone contractors	298	1 343	5 773	46	27	10	5	4	—	—	—	—	—
235410	Masonry & stone contractors	298	1 343	5 773	46	27	10	5	4	—	—	—	—	—
2355	Carpentry & floor contractors	(C)	(D)	(D)	43	34	8	—	1	—	—	—	—	—
23551	Carpentry contractors	118	755	2 693	32	24	7	—	1	—	—	—	—	—
235510	Carpentry contractors	118	755	2 693	32	24	7	—	1	—	—	—	—	—
2356	Roofing, siding, & sheet metal contractors	156	925	3 913	24	18	2	2	1	1	—	—	—	—
23561	Roofing, siding, & sheet metal contractors	156	925	3 913	24	18	2	2	1	1	—	—	—	—
235610	Roofing, siding, & sheet metal contractors	156	925	3 913	24	18	2	2	1	1	—	—	—	—
2357	Concrete contractors	380	3 411	13 519	19	6	6	3	2	—	2	—	—	—
23571	Concrete contractors	380	3 411	13 519	19	6	6	3	2	—	2	—	—	—
235710	Concrete contractors	380	3 411	13 519	19	6	6	3	2	—	2	—	—	—
2359	Other special trade contractors	364	2 525	11 544	49	34	6	6	1	2	—	—	—	—
23592	Glass & glazing contractors	108	846	3 754	9	6	1	1	—	1	—	—	—	—
235920	Glass & glazing contractors	108	846	3 754	9	6	1	1	—	1	—	—	—	—
23593	Excavation contractors	169	1 265	5 407	18	11	4	1	1	1	—	—	—	—
235930	Excavation contractors	169	1 265	5 407	18	11	4	1	1	1	—	—	—	—
<b>31-33</b>	<b>Manufacturing</b>	<b>11 266</b>	<b>115 964</b>	<b>463 719</b>	<b>160</b>	<b>68</b>	<b>23</b>	<b>22</b>	<b>25</b>	<b>5</b>	<b>9</b>	<b>5</b>	<b>1</b>	<b>2</b>
311	Food mfg	630	8 198	24 358	5	2	—	1	—	—	—	2	—	—
3116	Animal slaughtering & processing	(E)	(D)	(D)	2	1	—	—	—	—	—	1	—	—
31161	Animal slaughtering & processing	(E)	(D)	(D)	2	1	—	—	—	—	—	1	—	—
3119	Other food mfg	(E)	(D)	(D)	2	1	—	—	—	—	—	1	—	—
31192	Coffee & tea mfg	(E)	(D)	(D)	1	—	—	—	—	—	—	1	—	—
312	Beverage & tobacco product mfg	(H)	(D)	(D)	4	2	—	—	1	—	—	—	—	1
3122	Tobacco mfg	(H)	(D)	(D)	1	—	—	—	—	—	—	—	—	1
31222	Tobacco product mfg	(H)	(D)	(D)	1	—	—	—	—	—	—	—	—	1

See footnotes at end of table.

**Table 6. Counties—Employees, Payroll, and Establishments by Industry: 2002—Con.**

[Excludes most government employees, railroad employees, and self-employed persons. Size class 1 to 4 includes establishments with payroll, but no employees, during mid-March pay period. (D) denotes figures withheld to avoid disclosing data for individual companies; the data are included in broader industry totals. Detailed industries with 100 or more employees are shown if industry was not a (D). For explanation of terms, abbreviations, and data reliability/comparability, see introductory text]

NAICS code	Industry	Number of employees for week including March 12	Payroll (\$1,000)		Total number of establishments	Number of establishments by employment-size class								
			First quarter	Annual		1 to 4	5 to 9	10 to 19	20 to 49	50 to 99	100 to 249	250 to 499	500 to 999	1,000 or more
<b>CABARRUS—Con.</b>														
<b>31-33 Manufacturing—Con.</b>														
313	Textile mills .....	3 642	27 084	113 429	10	2	1	2	1	2	1	-	-	1
3131	Fiber, yarn & thread mills .....	(C)	(D)	(D)	3	-	-	1	1	1	-	-	-	-
31311	Fiber, yarn & thread mills .....	(C)	(D)	(D)	3	-	-	1	1	1	-	-	-	-
3132	Fabric mills .....	(H)	(D)	(D)	4	1	-	1	-	-	1	-	-	1
31321	Broadwoven fabric mills .....	(H)	(D)	(D)	1	-	-	-	-	-	-	-	-	1
31324	Knit fabric mills .....	(C)	(D)	(D)	2	-	-	1	-	-	1	-	-	-
315	Apparel manufacturing .....	408	1 935	9 054	7	2	2	1	1	-	-	1	-	-
3151	Apparel knitting mills .....	(E)	(D)	(D)	4	1	1	1	-	-	-	1	-	-
31511	Hosiery & sock mills .....	(E)	(D)	(D)	4	1	1	1	-	-	-	1	-	-
322	Paper mfg .....	(C)	(D)	(D)	3	2	-	-	-	-	1	-	-	-
3222	Converted paper product mfg .....	(C)	(D)	(D)	3	2	-	-	-	-	1	-	-	-
32221	Paperboard container mfg .....	(C)	(D)	(D)	3	2	-	-	-	-	1	-	-	-
323	Printing & related support activities .....	180	1 206	5 822	11	4	4	1	1	5 822	-	-	-	-
3231	Printing & related support activities .....	180	1 206	5 822	11	4	4	1	1	-	1	-	-	-
32311	Printing .....	180	1 206	5 822	11	4	4	1	1	-	1	-	-	-
323110	Commercial lithographic printing .....	162	1 097	5 336	5	-	2	1	1	-	1	-	-	-
325	Chemical mfg .....	289	2 100	8 889	9	3	2	1	1	-	2	-	-	-
3251	Basic chemical mfg .....	(C)	(D)	(D)	3	1	1	-	-	-	1	-	-	-
32519	Other basic organic chemical mfg .....	(C)	(D)	(D)	1	-	-	-	-	-	1	-	-	-
3259	Other chemical product & preparation mfg .....	(C)	(D)	(D)	2	-	1	-	-	-	1	-	-	-
32599	All other chemical product & preparation mfg .....	(C)	(D)	(D)	2	-	1	-	-	-	1	-	-	-
326	Plastics & rubber products mfg .....	(F)	(D)	(D)	6	1	-	1	1	1	1	1	-	-
3261	Plastics product mfg .....	(F)	(D)	(D)	4	-	-	-	1	1	1	1	-	-
32619	Other plastics product mfg .....	(F)	(D)	(D)	4	-	-	-	1	1	1	1	-	-
326199	All other plastics product mfg .....	674	4 735	15 756	3	-	-	-	-	1	1	1	-	-
327	Nonmetallic mineral product mfg .....	823	8 395	34 914	7	-	1	2	3	-	-	-	1	-
3272	Glass & glass product mfg .....	(F)	(D)	(D)	1	-	-	-	-	-	-	-	1	-
32721	Glass & glass product mfg .....	(F)	(D)	(D)	1	-	-	-	-	-	-	-	1	-
3273	Cement & concrete product mfg .....	(C)	(D)	(D)	6	-	1	2	3	-	-	-	-	-
332	Fabricated metal product mfg .....	409	3 006	12 797	31	18	2	5	5	-	1	-	-	-
3327	Mach shops, turn prod, screw, nut, bolt mfg .....	129	930	3 542	19	13	2	3	1	-	-	-	-	-
33271	Machine shops .....	(C)	(D)	(D)	18	13	1	3	1	-	-	-	-	-
3328	Coating, engrave, heat treating & oth activity .....	(C)	(D)	(D)	1	-	-	-	-	-	1	-	-	-
33281	Coating, engrave, heat treating & oth activity .....	(C)	(D)	(D)	1	-	-	-	-	-	1	-	-	-
335	Electrical equip, appliance & component mfg .....	(E)	(D)	(D)	1	-	-	-	-	-	-	1	-	-
3359	Other electrical equipment & component mfg .....	(E)	(D)	(D)	1	-	-	-	-	-	-	1	-	-
33593	Wiring device mfg .....	(E)	(D)	(D)	1	-	-	-	-	-	-	1	-	-
336	Transportation equipment mfg .....	226	2 473	10 899	24	12	6	3	3	-	-	-	-	-
3363	Motor vehicle parts mfg .....	(C)	(D)	(D)	12	4	3	3	2	-	-	-	-	-
339	Miscellaneous mfg .....	406	3 164	13 743	12	3	3	-	3	1	2	-	-	-
3399	Other miscellaneous mfg .....	388	3 081	13 383	9	3	-	-	3	1	2	-	-	-
33995	Sign mfg .....	130	977	4 186	5	2	-	-	2	1	-	-	-	-
339950	Sign mfg .....	130	977	4 186	5	2	-	-	2	1	-	-	-	-
33999	All other misc mfg .....	(C)	(D)	(D)	3	1	-	-	-	-	2	-	-	-
<b>42</b>	<b>Wholesale trade .....</b>	<b>2 106</b>	<b>23 302</b>	<b>94 984</b>	<b>185</b>	<b>107</b>	<b>36</b>	<b>23</b>	<b>13</b>	<b>2</b>	<b>3</b>	<b>-</b>	<b>1</b>	<b>-</b>
421	Wholesale trade, durable goods .....	863	10 025	41 961	127	77	27	15	6	1	1	-	-	-
4211	Motor vehicle, motor vehicle pt & supply whsle .....	114	1 006	4 220	19	9	7	2	1	-	-	-	-	-
4212	Furniture & home furnishing whsle .....	(C)	(D)	(D)	4	3	-	-	-	-	1	-	-	-
42122	Home furnishing whsle .....	(C)	(D)	(D)	2	1	-	-	-	-	1	-	-	-
4218	Machinery, equipment & supplies whsle .....	204	1 789	7 192	37	22	8	5	2	-	-	-	-	-
42183	Industrial machinery & equipment whsle .....	126	1 104	4 268	20	13	3	2	2	-	-	-	-	-
421830	Industrial machinery & equipment whsle .....	126	1 104	4 268	20	13	3	2	2	-	-	-	-	-
4219	Miscellaneous durable goods whsle .....	142	1 110	4 486	19	12	4	1	1	1	-	-	-	-
422	Wholesale trade, nondurable goods .....	1 243	13 277	53 023	58	30	9	8	7	1	2	-	1	-
4224	Grocery & related product whsle .....	(F)	(D)	(D)	9	5	-	1	-	1	1	-	1	-
42241	General line grocery whsle .....	(F)	(D)	(D)	4	2	-	-	-	1	-	-	1	-
42249	Other grocery & related products whsle .....	(C)	(D)	(D)	2	1	-	-	-	-	1	-	-	-
4228	Beer, wine, distilled alcoholic beverage whsle .....	(C)	(D)	(D)	2	-	-	1	-	-	1	-	-	-
42281	Beer & ale whsle .....	(C)	(D)	(D)	1	-	-	-	-	-	1	-	-	-
4229	Miscellaneous nondurable goods whsle .....	154	916	4 423	15	8	3	1	3	-	-	-	-	-
<b>44-45</b>	<b>Retail trade .....</b>	<b>9 243</b>	<b>43 097</b>	<b>178 828</b>	<b>684</b>	<b>251</b>	<b>221</b>	<b>109</b>	<b>69</b>	<b>22</b>	<b>9</b>	<b>3</b>	<b>-</b>	<b>-</b>
441	Motor vehicle & parts dealers .....	1 344	10 872	46 187	86	34	15	16	14	7	-	-	-	-
4411	Automobile dealers .....	812	7 426	30 676	42	20	7	1	8	6	-	-	-	-
44111	New car dealers .....	694	6 692	27 204	16	4	-	-	6	6	-	-	-	-
441110	New car dealers .....	694	6 692	27 204	16	4	-	-	6	6	-	-	-	-
44112	Used car dealers .....	118	734	3 472	26	16	7	1	2	-	-	-	-	-
441120	Used car dealers .....	118	734	3 472	26	16	7	1	2	-	-	-	-	-
4412	Other motor vehicle dealers .....	203	1 377	6 191	11	5	1	1	3	1	-	-	-	-
44122	Motorcycle & boat & other MV dealers .....	(C)	(D)	(D)	9	5	1	-	3	-	-	-	-	-
4413	Automotive parts, accessories & tire stores .....	329	2 069	9 320	33	9	7	14	3	-	-	-	-	-
44131	Automotive parts, accessories & tire stores .....	217	1 336	5 882	22	7	5	8	2	-	-	-	-	-
441310	Automotive parts, accessories & tire stores .....	217	1 336	5 882	22	7	5	8	2	-	-	-	-	-
44132	Tire dealers .....	112	733	3 438	11	2	2	6	1	-	-	-	-	-
441320	Tire dealers .....	112	733	3 438	11	2	2	6	1	-	-	-	-	-

See footnotes at end of table.

**Table 6. Counties—Employees, Payroll, and Establishments by Industry: 2002—Con.**

[Excludes most government employees, railroad employees, and self-employed persons. Size class 1 to 4 includes establishments with payroll, but no employees, during mid-March pay period. (D) denotes figures withheld to avoid disclosing data for individual companies; the data are included in broader industry totals. Detailed industries with 100 or more employees are shown if industry was not a (D). For explanation of terms, abbreviations, and data reliability/comparability, see introductory text]

NAICS code	Industry	Number of employees for week including March 12	Payroll (\$1,000)		Total number of establishments	Number of establishments by employment-size class								
			First quarter	Annual		1 to 4	5 to 9	10 to 19	20 to 49	50 to 99	100 to 249	250 to 499	500 to 999	1,000 or more
<b>CABARRUS—Con.</b>														
<b>44-45 Retail trade—Con.</b>														
442	Furniture & home furnishings stores	436	2 068	9 073	53	23	14	11	5	—	—	—	—	—
4421	Furniture stores	206	1 210	4 835	25	8	9	7	1	—	—	—	—	—
44211	Furniture stores	206	1 210	4 835	25	8	9	7	1	—	—	—	—	—
442110	Furniture stores	206	1 210	4 835	25	8	9	7	1	—	—	—	—	—
4422	Home furnishings stores	230	858	4 238	28	15	5	4	4	—	—	—	—	—
44229	Other home furnishings stores	207	765	3 771	18	5	5	4	4	—	—	—	—	—
443	Electronics & appliance stores	108	637	2 405	26	11	14	1	—	—	—	—	—	—
4431	Electronics & appliance stores	108	637	2 405	26	11	14	1	—	—	—	—	—	—
444	Bldg material & garden equip & supp dealers	660	4 138	18 484	43	18	16	2	4	—	3	—	—	—
4441	Building material & supplies dealers	587	3 847	17 234	33	14	11	2	3	—	3	—	—	—
44411	Home centers (E)	(E)	(D)	(D)	2	—	—	—	—	—	2	—	—	—
44419	Other building material dealers	268	2 247	10 483	21	9	7	1	3	—	1	—	—	—
444190	Other building material dealers	268	2 247	10 483	21	9	7	1	3	—	1	—	—	—
445	Food & beverage stores	1 113	4 162	16 703	47	16	11	5	5	8	2	—	—	—
4451	Grocery stores	1 011	3 742	15 040	32	11	5	1	5	8	2	—	—	—
44511	Grocery (except convenience) stores	890	3 384	13 534	24	6	4	—	5	7	2	—	—	—
445110	Grocery (except convenience) stores	890	3 384	13 534	24	6	4	—	5	7	2	—	—	—
44512	Convenience stores	121	358	1 506	8	5	1	1	—	1	—	—	—	—
445120	Convenience stores	121	358	1 506	8	5	1	1	—	1	—	—	—	—
446	Health & personal care stores	638	3 122	12 590	50	15	13	11	9	2	—	—	—	—
4461	Health & personal care stores	638	3 122	12 590	50	15	13	11	9	2	—	—	—	—
44611	Pharmacies & drug stores	426	2 017	8 053	18	2	—	7	7	2	—	—	—	—
446110	Pharmacies & drug stores	426	2 017	8 053	18	2	—	7	7	2	—	—	—	—
447	Gasoline stations	461	1 888	7 834	71	21	40	9	1	—	—	—	—	—
4471	Gasoline stations	461	1 888	7 834	71	21	40	9	1	—	—	—	—	—
44711	Gasoline stations with convenience stores	377	1 480	6 113	63	18	39	6	—	—	—	—	—	—
447110	Gasoline stations with convenience stores	377	1 480	6 113	63	18	39	6	—	—	—	—	—	—
448	Clothing & clothing accessories stores	1 755	5 509	22 056	163	44	58	38	20	3	—	—	—	—
4481	Clothing stores	1 292	3 946	16 199	111	33	34	25	16	3	—	—	—	—
44811	Men's clothing stores	108	379	1 514	11	2	4	4	1	—	—	—	—	—
448110	Men's clothing stores	108	379	1 514	11	2	4	4	1	—	—	—	—	—
44812	Women's clothing stores	342	1 032	4 190	41	13	15	8	5	—	—	—	—	—
448120	Women's clothing stores	342	1 032	4 190	41	13	15	8	5	—	—	—	—	—
44814	Family clothing stores	589	1 907	7 839	27	6	2	10	6	3	—	—	—	—
448140	Family clothing stores	589	1 907	7 839	27	6	2	10	6	3	—	—	—	—
44819	Other clothing stores	143	393	1 660	17	5	8	2	2	—	—	—	—	—
448190	Other clothing stores	143	393	1 660	17	5	8	2	2	—	—	—	—	—
4482	Shoe stores	301	711	2 870	26	3	10	9	4	—	—	—	—	—
44821	Shoe stores	301	711	2 870	26	3	10	9	4	—	—	—	—	—
448210	Shoe stores	301	711	2 870	26	3	10	9	4	—	—	—	—	—
4483	Jewelry, luggage & leather goods stores	162	852	2 987	26	8	14	4	—	—	—	—	—	—
44831	Jewelry stores (C)	(D)	(D)	(D)	25	7	14	4	—	—	—	—	—	—
451	Sporting goods, hobby, book & music stores	647	2 102	8 533	30	9	10	5	5	—	—	1	—	—
4511	Sporting goods, hobby, musical instrument stores	533	1 750	7 102	20	5	8	3	3	—	—	1	—	—
45111	Sporting goods stores	393	1 277	5 029	8	3	2	1	1	—	—	1	—	—
451110	Sporting goods stores	393	1 277	5 029	8	3	2	1	1	—	—	1	—	—
45112	Hobby, toy & game stores	113	370	1 674	8	2	3	1	2	—	—	—	—	—
451120	Hobby, toy & game stores	113	370	1 674	8	2	3	1	2	—	—	—	—	—
4512	Book, periodical & music stores	114	352	1 431	10	4	2	2	2	—	—	—	—	—
452	General merchandise stores	1 547	6 400	25 786	26	9	5	3	2	1	4	2	—	—
4521	Department stores	1 169	4 771	18 894	6	1	—	—	—	—	3	2	—	—
45211	Department stores	1 169	4 771	18 894	6	1	—	—	—	—	3	2	—	—
452110	Department stores	1 169	4 771	18 894	6	1	—	—	—	—	3	2	—	—
4529	Other general merchandise stores	378	1 629	6 892	20	8	5	3	2	1	1	—	—	—
45291	Warehouse clubs & superstores (C)	(D)	(D)	(D)	3	1	—	—	—	1	1	—	—	—
45299	All other general merchandise stores (C)	(D)	(D)	(D)	17	7	5	3	2	—	—	—	—	—
453	Miscellaneous store retailers	383	1 508	6 384	63	37	18	5	2	1	—	—	—	—
4532	Office supplies, stationery & gift stores	175	747	3 083	26	15	6	3	2	—	—	—	—	—
45322	Gift, novelty & souvenir stores	100	261	1 193	23	14	6	3	—	—	—	—	—	—
453220	Gift, novelty & souvenir stores	100	261	1 193	23	14	6	3	—	—	—	—	—	—
454	Nonstore retailers	151	691	2 793	26	14	7	3	2	—	—	—	—	—
<b>48-49 Transportation &amp; warehousing</b>														
484	Truck transportation	1 968	18 192	80 182	55	36	9	1	3	2	2	1	1	—
4841	General freight trucking	1 699	16 948	74 670	32	20	5	1	1	2	1	1	1	—
48412	General freight trucking, long-distance	1 674	16 851	74 233	24	14	3	1	1	2	1	1	1	—
4842	Specialized freight trucking	269	1 244	5 512	23	16	4	—	2	—	1	—	—	—
48422	Specialized freight (exc used) trucking, local	231	1 052	4 514	18	13	3	—	1	—	1	—	—	—
484220	Specialized freight (exc used) trucking, local	231	1 052	4 514	18	13	3	—	1	—	1	—	—	—
488	Transportation support activities	(C)	(D)	(D)	12	4	2	2	3	1	—	—	—	—
492	Couriers & messengers	(C)	(D)	(D)	7	4	1	1	—	—	1	—	—	—
4921	Couriers	(C)	(D)	(D)	4	2	—	1	—	—	1	—	—	—
49211	Couriers	(C)	(D)	(D)	4	2	—	1	—	—	1	—	—	—

See footnotes at end of table.

**Table 6. Counties—Employees, Payroll, and Establishments by Industry: 2002—Con.**

[Excludes most government employees, railroad employees, and self-employed persons. Size class 1 to 4 includes establishments with payroll, but no employees, during mid-March pay period. (D) denotes figures withheld to avoid disclosing data for individual companies; the data are included in broader industry totals. Detailed industries with 100 or more employees are shown if industry was not a (D). For explanation of terms, abbreviations, and data reliability/comparability, see introductory text]

NAICS code	Industry	Number of employees for week including March 12	Payroll (\$1,000)		Total number of establishments	Number of establishments by employment-size class								
			First quarter	Annual		1 to 4	5 to 9	10 to 19	20 to 49	50 to 99	100 to 249	250 to 499	500 to 999	1,000 or more
<b>CABARRUS—Con.</b>														
<b>51</b>	<b>Information</b>	<b>1 104</b>	<b>12 579</b>	<b>44 176</b>	<b>38</b>	<b>12</b>	<b>8</b>	<b>7</b>	<b>6</b>	<b>3</b>	<b>1</b>	<b>1</b>	—	—
511	Publishing industries	139	1 124	4 051	8	4	2	1	—	1	—	—	—	—
5111	Newspaper, periodical, book, database publishers	(C)	(D)	(D)	6	2	2	1	—	1	—	—	—	—
51111	Newspaper publishers	(C)	(D)	(D)	2	—	—	1	—	1	—	—	—	—
512	Motion picture & sound recording industries	(C)	(D)	(D)	7	3	—	1	2	—	1	—	—	—
5121	Motion picture & video industries	(C)	(D)	(D)	7	3	—	1	2	—	1	—	—	—
51213	Motion picture & video exhibition	(C)	(D)	(D)	3	—	—	1	1	—	1	—	—	—
513	Broadcasting & telecommunications	733	10 253	36 013	19	2	6	5	4	1	—	1	—	—
5133	Telecommunications	(F)	(D)	(D)	16	2	6	3	3	1	—	1	—	—
51331	Wired telecommunications carriers	(F)	(D)	(D)	7	—	3	—	2	1	—	1	—	—
<b>52</b>	<b>Finance &amp; insurance</b>	<b>961</b>	<b>7 207</b>	<b>29 561</b>	<b>172</b>	<b>109</b>	<b>40</b>	<b>14</b>	<b>8</b>	<b>1</b>	—	—	—	—
522	Credit intermediation & related activities	646	4 508	17 985	85	39	33	7	5	1	—	—	—	—
5221	Depository credit intermediation	504	3 301	12 721	45	13	19	7	5	1	—	—	—	—
52211	Commercial banking	445	2 939	11 275	40	11	18	7	3	1	—	—	—	—
522110	Commercial banking	445	2 939	11 275	40	11	18	7	3	1	—	—	—	—
524	Insurance carriers & related activities	(E)	(D)	(D)	66	49	7	7	3	—	—	—	—	—
5242	Agencies & other insurance related activities	199	1 615	6 890	52	39	7	5	1	—	—	—	—	—
52421	Insurance agencies & brokerages	182	1 424	6 064	46	34	7	4	1	—	—	—	—	—
524210	Insurance agencies & brokerages	182	1 424	6 064	46	34	7	4	1	—	—	—	—	—
<b>53</b>	<b>Real estate &amp; rental &amp; leasing</b>	<b>886</b>	<b>5 903</b>	<b>23 270</b>	<b>163</b>	<b>106</b>	<b>34</b>	<b>15</b>	<b>5</b>	<b>3</b>	—	—	—	—
531	Real estate	(F)	(D)	(D)	127	92	24	7	3	1	—	—	—	—
5311	Lessors of real estate	328	2 215	8 689	55	32	16	4	2	1	—	—	—	—
53111	Lessors of residential buildings & dwellings	169	1 331	5 149	31	12	16	2	1	—	—	—	—	—
531110	Lessors of residential buildings & dwellings	169	1 331	5 149	31	12	16	2	1	—	—	—	—	—
53112	Lessors of nonres bldg (exc miniwarehouses)	128	778	3 065	12	9	—	1	1	1	—	—	—	—
531120	Lessors of nonres bldg (exc miniwarehouses)	128	778	3 065	12	9	—	1	1	1	—	—	—	—
5312	Offices of real estate agents & brokers	126	583	2 467	42	36	4	1	1	—	—	—	—	—
53121	Offices of real estate agents & brokers	126	583	2 467	42	36	4	1	1	—	—	—	—	—
531210	Offices of real estate agents & brokers	126	583	2 467	42	36	4	1	1	—	—	—	—	—
532	Rental & leasing services	(E)	(D)	(D)	34	12	10	8	2	2	—	—	—	—
5321	Automotive equipment rental & leasing	(C)	(D)	(D)	4	1	—	1	—	2	—	—	—	—
53212	Truck, utility trailer & RV rental & leasing	(C)	(D)	(D)	2	—	—	—	—	2	—	—	—	—
5322	Consumer goods rental	107	294	1 205	15	6	3	6	—	—	—	—	—	—
<b>54</b>	<b>Professional, scientific &amp; technical services</b>	<b>1 579</b>	<b>12 080</b>	<b>51 278</b>	<b>256</b>	<b>184</b>	<b>39</b>	<b>21</b>	<b>9</b>	<b>2</b>	—	<b>1</b>	—	—
541	Professional, scientific & technical services	1 579	12 080	51 278	256	184	39	21	9	2	—	1	—	—
5411	Legal services	142	1 365	6 166	39	29	6	4	—	—	—	—	—	—
54111	Offices of lawyers	(C)	(D)	(D)	38	29	5	4	—	—	—	—	—	—
5412	Accounting, tax prep, bookkeep, payroll services	206	1 173	4 422	38	22	10	5	1	—	—	—	—	—
54121	Accounting, tax prep, bookkeep, payroll services	206	1 173	4 422	38	22	10	5	1	—	—	—	—	—
5413	Architectural, engineering & related services	219	1 836	7 770	43	31	7	3	1	1	—	—	—	—
5416	Management, sci & tech consulting services	215	2 970	9 262	42	34	4	2	1	1	—	—	—	—
54161	Management consulting services	200	2 850	8 710	34	27	3	2	1	1	—	—	—	—
541614	Process, phys dist & log consulting services	134	1 966	5 702	4	1	—	1	1	1	—	—	—	—
5418	Advertising & related services	434	2 150	11 814	10	7	—	2	—	—	—	1	—	—
54187	Advertising material distribution services	(E)	(D)	(D)	1	—	—	—	—	—	—	1	—	—
5419	Oth professional, scientific, technical services	256	1 515	6 752	39	26	4	3	6	—	—	—	—	—
54194	Veterinary services	179	1 127	4 930	11	2	1	3	5	—	—	—	—	—
541940	Veterinary services	179	1 127	4 930	11	2	1	3	5	—	—	—	—	—
<b>55</b>	<b>Management of companies &amp; enterprises</b>	<b>1 000</b>	<b>12 396</b>	<b>49 663</b>	<b>20</b>	<b>8</b>	<b>5</b>	<b>2</b>	<b>1</b>	<b>1</b>	<b>1</b>	<b>2</b>	—	—
551	Management of companies & enterprises	1 000	12 396	49 663	20	8	5	2	1	1	1	2	—	—
5511	Management of companies & enterprises	1 000	12 396	49 663	20	8	5	2	1	1	1	2	—	—
55111	Management of companies & enterprises	1 000	12 396	49 663	20	8	5	2	1	1	1	2	—	—
<b>56</b>	<b>Admin, support, waste mgt, remediation services</b>	<b>1 528</b>	<b>9 362</b>	<b>40 970</b>	<b>171</b>	<b>108</b>	<b>32</b>	<b>19</b>	<b>5</b>	<b>1</b>	<b>6</b>	—	—	—
561	Administrative & support services	1 324	7 242	32 705	163	104	32	18	3	1	5	—	—	—
5613	Employment services	388	1 848	8 508	12	7	—	2	—	—	3	—	—	—
56132	Temporary help services	384	1 828	8 431	8	3	—	2	—	—	3	—	—	—
561320	Temporary help services	384	1 828	8 431	8	3	—	2	—	—	3	—	—	—
5614	Business support services	172	1 182	5 542	13	8	2	2	—	—	1	—	—	—
56144	Collection agencies	(C)	(D)	(D)	2	1	—	—	—	—	1	—	—	—
5616	Investigation & security services	123	941	4 193	17	10	4	1	1	1	—	—	—	—
5617	Services to buildings & dwellings	503	2 168	9 578	91	57	22	10	1	—	1	—	—	—
56172	Janitorial services	129	402	1 864	28	17	6	5	—	—	—	—	—	—
561720	Janitorial services	129	402	1 864	28	17	6	5	—	—	—	—	—	—
56173	Landscaping services	298	1 284	5 888	49	33	12	2	1	—	1	—	—	—
561730	Landscaping services	298	1 284	5 888	49	33	12	2	1	—	1	—	—	—
562	Waste management & remediation services	204	2 120	8 265	8	4	—	1	2	—	1	—	—	—
5622	Waste treatment & disposal	(C)	(D)	(D)	2	—	—	1	—	—	1	—	—	—
56221	Waste treatment & disposal	(C)	(D)	(D)	2	—	—	1	—	—	1	—	—	—

See footnotes at end of table.



**Table 6. Counties—Employees, Payroll, and Establishments by Industry: 2002—Con.**

[Excludes most government employees, railroad employees, and self-employed persons. Size class 1 to 4 includes establishments with payroll, but no employees, during mid-March pay period. (D) denotes figures withheld to avoid disclosing data for individual companies; the data are included in broader industry totals. Detailed industries with 100 or more employees are shown if industry was not a (D). For explanation of terms, abbreviations, and data reliability/comparability, see introductory text]

NAICS code	Industry	Number of employees for week including March 12	Payroll (\$1,000)		Total number of establishments	Number of establishments by employment-size class								
			First quarter	Annual		1 to 4	5 to 9	10 to 19	20 to 49	50 to 99	100 to 249	250 to 499	500 to 999	1,000 or more
<b>CABARRUS—Con.</b>														
<b>61</b>	<b>Educational services</b>	<b>410</b>	<b>2 169</b>	<b>7 754</b>	<b>17</b>	<b>9</b>	<b>4</b>	<b>2</b>	—	—	<b>2</b>	—	—	—
611	Educational services	410	2 169	7 754	17	9	4	2	—	—	2	—	—	—
6111	Elementary & secondary schools	(C)	(D)	(D)	4	2	1	—	—	—	1	—	—	—
61111	Elementary & secondary schools	(C)	(D)	(D)	4	2	1	—	—	—	1	—	—	—
6113	Colleges, universities & professional schools	(C)	(D)	(D)	1	—	—	—	—	—	1	—	—	—
61131	Colleges, universities & professional schools	(C)	(D)	(D)	1	—	—	—	—	—	1	—	—	—
<b>62</b>	<b>Health care and social assistance</b>	<b>6 924</b>	<b>59 647</b>	<b>247 909</b>	<b>243</b>	<b>78</b>	<b>66</b>	<b>45</b>	<b>37</b>	<b>9</b>	<b>7</b>	—	—	<b>1</b>
621	Ambulatory health care services	1 737	21 302	95 977	150	51	49	25	20	4	1	—	—	—
6211	Offices of physicians	861	14 634	68 552	59	14	17	10	16	2	—	—	—	—
62111	Offices of physicians	861	14 634	68 552	59	14	17	10	16	2	—	—	—	—
6212	Offices of dentists	279	2 465	11 515	33	7	15	11	—	—	—	—	—	—
62121	Offices of dentists	279	2 465	11 515	33	7	15	11	—	—	—	—	—	—
621210	Offices of dentists	279	2 465	11 515	33	7	15	11	—	—	—	—	—	—
6213	Offices of other health practitioners	(C)	(D)	(D)	39	25	12	2	—	—	—	—	—	—
6214	Outpatient care centers	278	2 188	8 196	10	4	1	1	2	1	1	—	—	—
62149	Other outpatient care centers	239	2 062	7 753	7	2	1	1	1	1	1	—	—	—
6216	Home health care services	164	1 019	3 407	7	1	2	1	2	1	—	—	—	—
62161	Home health care services	164	1 019	3 407	7	1	2	1	2	1	—	—	—	—
621610	Home health care services	164	1 019	3 407	7	1	2	1	2	1	—	—	—	—
622	Hospitals	(H)	(D)	(D)	1	—	—	—	—	—	—	—	—	1
6221	General medical & surgical hospitals	(H)	(D)	(D)	1	—	—	—	—	—	—	—	—	1
62211	General medical & surgical hospitals	(H)	(D)	(D)	1	—	—	—	—	—	—	—	—	1
623	Nursing & residential care facilities	1 504	6 821	26 941	42	10	8	4	9	5	6	—	—	—
6231	Nursing care facilities	671	3 712	14 772	8	1	1	1	—	—	5	—	—	—
62311	Nursing care facilities	671	3 712	14 772	8	1	1	1	—	—	5	—	—	—
623110	Nursing care facilities	671	3 712	14 772	8	1	1	1	—	—	5	—	—	—
6232	Residential mental retardation, health facil	264	996	3 643	9	2	—	3	2	1	1	—	—	—
62321	Residential mental retardation facilities	(E)	(D)	(D)	8	1	—	3	2	1	1	—	—	—
6233	Community care facilities for the elderly	501	1 834	7 154	15	5	—	—	6	4	—	—	—	—
62331	Community care facilities for the elderly	501	1 834	7 154	15	5	—	—	6	4	—	—	—	—
623311	Continuing care retirement communities	139	551	2 058	3	—	—	—	2	1	—	—	—	—
623312	Homes for the elderly	362	1 283	5 096	12	5	—	—	4	3	—	—	—	—
624	Social assistance	(F)	(D)	(D)	50	17	9	16	8	—	—	—	—	—
6244	Child day care services	(E)	(D)	(D)	33	10	4	13	6	—	—	—	—	—
62441	Child day care services	(E)	(D)	(D)	33	10	4	13	6	—	—	—	—	—
<b>71</b>	<b>Arts, entertainment &amp; recreation</b>	<b>902</b>	<b>6 119</b>	<b>29 276</b>	<b>62</b>	<b>31</b>	<b>10</b>	<b>10</b>	<b>7</b>	<b>2</b>	<b>2</b>	—	—	—
711	Performing arts, spectator sports & related industries	(C)	(D)	(D)	30	18	6	3	3	—	—	—	—	—
7112	Spectator sports	(C)	(D)	(D)	22	12	4	3	3	—	—	—	—	—
71121	Spectator sports	(C)	(D)	(D)	22	12	4	3	3	—	—	—	—	—
713	Amusement, gambling & recreation industries	(F)	(D)	(D)	29	10	4	7	4	2	2	—	—	—
7139	Other amusement & recreation industries	577	2 632	12 662	26	10	4	5	4	1	2	—	—	—
71394	Fitness & recreational sports centers	(C)	(D)	(D)	20	9	2	5	4	—	—	—	—	—
71399	All other amusement & recreation industries	265	1 623	8 183	4	1	1	—	—	—	2	—	—	—
713990	All other amusement & recreation industries	265	1 623	8 183	4	1	1	—	—	—	2	—	—	—
<b>72</b>	<b>Accommodation &amp; food services</b>	<b>4 408</b>	<b>11 646</b>	<b>49 577</b>	<b>201</b>	<b>50</b>	<b>26</b>	<b>47</b>	<b>57</b>	<b>17</b>	<b>4</b>	—	—	—
721	Accommodation	171	445	2 019	14	4	3	5	2	—	—	—	—	—
7211	Traveler accommodation	171	445	2 019	14	4	3	5	2	—	—	—	—	—
72111	Hotels (exc casino hotels) & motels	(C)	(D)	(D)	13	3	3	5	2	—	—	—	—	—
722	Food services & drinking places	4 237	11 201	47 558	187	46	23	42	55	17	4	—	—	—
7221	Full-service restaurants	2 441	6 730	28 713	90	22	11	21	20	12	4	—	—	—
72211	Full-service restaurants	2 441	6 730	28 713	90	22	11	21	20	12	4	—	—	—
722110	Full-service restaurants	2 441	6 730	28 713	90	22	11	21	20	12	4	—	—	—
7222	Limited-service eating places	1 699	4 074	17 307	88	20	10	19	34	5	—	—	—	—
72221	Limited-service eating places	1 699	4 074	17 307	88	20	10	19	34	5	—	—	—	—
722211	Limited-service restaurants	1 490	3 578	15 107	73	13	7	18	31	4	—	—	—	—
722212	Cafeterias	140	388	1 677	3	—	—	—	2	1	—	—	—	—
<b>81</b>	<b>Other services (except public administration)</b>	<b>2 742</b>	<b>11 135</b>	<b>44 084</b>	<b>387</b>	<b>227</b>	<b>96</b>	<b>41</b>	<b>17</b>	<b>5</b>	—	<b>1</b>	—	—
811	Repair & maintenance	529	2 776	11 428	124	86	22	14	2	—	—	—	—	—
8111	Automotive repair & maintenance	377	2 094	8 469	81	55	14	10	2	—	—	—	—	—
81111	Automotive mechanical & electrical R&M	148	906	3 592	44	32	9	3	—	—	—	—	—	—
811111	General automotive repair	130	779	3 002	38	28	7	3	—	—	—	—	—	—
81112	Automotive body, paint, interior & glass repair	132	886	3 595	24	17	2	4	1	—	—	—	—	—
811121	Automotive body, paint & interior R&M	113	709	2 907	20	14	2	3	1	—	—	—	—	—
812	Personal & laundry services	518	2 442	9 599	90	53	21	11	4	1	—	—	—	—
8121	Personal care services	148	541	2 278	39	25	11	2	1	—	—	—	—	—
81211	Hair, nail & skin care services	134	508	2 152	33	20	10	2	1	—	—	—	—	—
812112	Beauty salons	113	411	1 725	26	14	9	2	1	—	—	—	—	—
8122	Death care services	(C)	(D)	(D)	10	3	2	3	2	—	—	—	—	—
8123	Drycleaning & laundry services	169	747	2 833	23	13	4	5	—	1	—	—	—	—

See footnotes at end of table.

**Table 6. Counties—Employees, Payroll, and Establishments by Industry: 2002—Con.**

[Excludes most government employees, railroad employees, and self-employed persons. Size class 1 to 4 includes establishments with payroll, but no employees, during mid-March pay period. (D) denotes figures withheld to avoid disclosing data for individual companies; the data are included in broader industry totals. Detailed industries with 100 or more employees are shown if industry was not a (D). For explanation of terms, abbreviations, and data reliability/comparability, see introductory text]

NAICS code	Industry	Number of employees for week including March 12	Payroll (\$1,000)		Total number of establishments	Number of establishments by employment-size class									
			First quarter	Annual		1 to 4	5 to 9	10 to 19	20 to 49	50 to 99	100 to 249	250 to 499	500 to 999	1,000 or more	
<b>CABARRUS—Con.</b>															
<b>81</b>	<b>Other services (except public administration)—Con.</b>														
813	Religious, grantmaking, civic, prof & like organizations .....	1 695	5 917	23 057	173	88	53	16	11	4	—	1	—	—	
8131	Religious organizations .....	1 441	4 675	18 324	147	73	47	15	8	3	—	1	—	—	
81311	Religious organizations .....	1 441	4 675	18 324	147	73	47	15	8	3	—	1	—	—	
813110	Religious organizations .....	1 441	4 675	18 324	147	73	47	15	8	3	—	1	—	—	
8139	Business, labor, political, like organizations .....	116	426	1 601	14	7	4	1	2	—	—	—	—	—	
<b>95</b>	<b>Auxiliaries (exc corporate, subsidiary &amp; regional mgt) .....</b>	<b>354</b>	<b>2 048</b>	<b>9 717</b>	<b>4</b>	<b>1</b>	<b>—</b>	<b>1</b>	<b>—</b>	<b>1</b>	<b>—</b>	<b>1</b>	<b>—</b>	<b>—</b>	
<b>99</b>	<b>Unclassified establishments .....</b>	<b>51</b>	<b>189</b>	<b>920</b>	<b>16</b>	<b>13</b>	<b>1</b>	<b>1</b>	<b>1</b>	<b>—</b>	<b>—</b>	<b>—</b>	<b>—</b>	<b>—</b>	
<b>CALDWELL</b>															
	<b>Total .....</b>	<b>27 608</b>	<b>173 719</b>	<b>686 339</b>	<b>1 551</b>	<b>794</b>	<b>356</b>	<b>181</b>	<b>132</b>	<b>44</b>	<b>26</b>	<b>13</b>	<b>3</b>	<b>2</b>	
<b>11</b>	<b>Forestry, fishing, hunting, and agriculture support .....</b>	<b>(B)</b>	<b>(D)</b>	<b>(D)</b>	<b>6</b>	<b>4</b>	<b>2</b>	<b>—</b>	<b>—</b>	<b>—</b>	<b>—</b>	<b>—</b>	<b>—</b>	<b>—</b>	
<b>21</b>	<b>Mining .....</b>	<b>(B)</b>	<b>(D)</b>	<b>(D)</b>	<b>7</b>	<b>3</b>	<b>3</b>	<b>—</b>	<b>1</b>	<b>—</b>	<b>—</b>	<b>—</b>	<b>—</b>	<b>—</b>	
<b>22</b>	<b>Utilities .....</b>	<b>143</b>	<b>2 161</b>	<b>8 101</b>	<b>8</b>	<b>4</b>	<b>2</b>	<b>1</b>	<b>—</b>	<b>—</b>	<b>1</b>	<b>—</b>	<b>—</b>	<b>—</b>	
221	Utilities .....	143	2 161	8 101	8	4	2	1	—	—	1	—	—	—	
2211	Elec pwr generation, transmsn & distribution ...	(C)	(D)	(D)	3	1	—	1	—	—	1	—	—	—	
22112	Electric pwr transmsn, control & distribution ..	(C)	(D)	(D)	3	1	—	1	—	—	1	—	—	—	
<b>23</b>	<b>Construction .....</b>	<b>932</b>	<b>5 118</b>	<b>21 787</b>	<b>191</b>	<b>131</b>	<b>37</b>	<b>16</b>	<b>6</b>	<b>1</b>	<b>—</b>	<b>—</b>	<b>—</b>	<b>—</b>	
233	Building, developing & general contracting .....	303	1 964	8 377	56	41	10	2	2	1	—	—	—	—	
2332	Residential building construction .....	(C)	(D)	(D)	44	37	6	1	—	—	—	—	—	—	
23321	Single-family housing construction .....	(C)	(D)	(D)	43	37	5	1	—	—	—	—	—	—	
2333	Nonresidential building construction .....	(C)	(D)	(D)	7	2	2	1	1	1	—	—	—	—	
23332	Commercial & institutional bldg construction ..	116	931	3 765	6	1	2	1	1	1	—	—	—	—	
233320	Commercial & institutional bldg construction ..	116	931	3 765	6	1	2	1	1	1	—	—	—	—	
235	Special trade contractors .....	567	2 756	11 279	120	81	23	12	4	—	—	—	—	—	
2351	Plumbing, heating & AC contractor .....	139	871	3 113	22	15	3	2	2	—	—	—	—	—	
23511	Plumbing, heating & AC contractor .....	139	871	3 113	22	15	3	2	2	—	—	—	—	—	
235110	Plumbing, heating & AC contractor .....	139	871	3 113	22	15	3	2	2	—	—	—	—	—	
2353	Electrical contractors .....	105	528	2 191	27	20	5	1	1	—	—	—	—	—	
23531	Electrical contractors .....	105	528	2 191	27	20	5	1	1	—	—	—	—	—	
235310	Electrical contractors .....	105	528	2 191	27	20	5	1	1	—	—	—	—	—	
<b>31-33</b>	<b>Manufacturing .....</b>	<b>13 639</b>	<b>89 310</b>	<b>351 103</b>	<b>144</b>	<b>27</b>	<b>19</b>	<b>26</b>	<b>28</b>	<b>18</b>	<b>12</b>	<b>10</b>	<b>2</b>	<b>2</b>	
313	Textile mills .....	487	2 991	12 492	7	—	—	—	2	4	1	—	—	—	
3131	Fiber, yarn & thread mills .....	(E)	(D)	(D)	5	—	—	—	1	3	1	—	—	—	
31311	Fiber, yarn & thread mills .....	(E)	(D)	(D)	5	—	—	—	1	3	1	—	—	—	
3132	Fabric mills .....	(C)	(D)	(D)	2	—	—	—	1	1	—	—	—	—	
315	Apparel manufacturing .....	544	2 300	10 619	10	1	1	3	2	1	2	—	—	—	
3151	Apparel knitting mills .....	(E)	(D)	(D)	8	1	1	3	1	—	2	—	—	—	
31511	Hosiery & sock mills .....	(E)	(D)	(D)	8	1	1	3	1	—	2	—	—	—	
3152	Cut & sew apparel mfg .....	(C)	(D)	(D)	2	—	—	—	1	1	—	—	—	—	
31521	Cut & sew apparel contractors .....	(C)	(D)	(D)	2	—	—	—	1	1	—	—	—	—	
321	Wood product mfg .....	944	5 888	23 390	30	2	1	10	13	3	1	—	—	—	
3212	Veneer, plywood & engineered wood product mfg .....	449	3 257	12 835	9	—	—	—	7	1	1	—	—	—	
32121	Veneer, plywood & engineered wood product mfg .....	449	3 257	12 835	9	—	—	—	7	1	1	—	—	—	
321211	Hardwood veneer & plywood mfg .....	276	2 027	7 825	4	—	—	—	2	1	1	—	—	—	
3219	Other wood product mfg .....	463	2 454	9 782	17	—	1	8	6	2	—	—	—	—	
32191	Millwork .....	299	1 593	6 203	12	—	1	6	4	1	—	—	—	—	
323	Printing & related support activities .....	(F)	(D)	(D)	5	—	1	2	1	—	—	1	—	—	
3231	Printing & related support activities .....	(F)	(D)	(D)	5	—	1	2	1	—	—	1	—	—	
32311	Printing .....	(E)	(D)	(D)	4	—	1	1	1	—	—	1	—	—	
325	Chemical mfg .....	487	3 688	18 556	7	1	1	1	1	1	2	—	—	—	
3251	Basic chemical mfg .....	(C)	(D)	(D)	1	—	—	—	—	—	1	—	—	—	
32519	Other basic organic chemical mfg .....	(C)	(D)	(D)	1	—	—	—	—	—	1	—	—	—	
3254	Pharmaceutical & medicine mfg .....	(C)	(D)	(D)	1	—	—	—	—	—	1	—	—	—	
32541	Pharmaceutical & medicine mfg .....	(C)	(D)	(D)	1	—	—	—	—	—	1	—	—	—	
326	Plastics & rubber products mfg .....	1 334	9 657	38 558	14	3	1	—	—	5	4	1	—	—	
3261	Plastics product mfg .....	(G)	(D)	(D)	13	3	1	—	—	4	4	1	—	—	
32611	Unsupported plastics film, sheet, & bag mfg ..	(C)	(D)	(D)	1	—	—	—	—	—	1	—	—	—	
32615	Foam product (exc polystyrene) mfg .....	(E)	(D)	(D)	7	2	—	—	—	4	1	—	—	—	
32619	Other plastics product mfg .....	601	4 873	18 218	3	—	—	—	—	—	2	1	—	—	
326199	All other plastics product mfg .....	601	4 873	18 218	3	—	—	—	—	—	2	1	—	—	
327	Nonmetallic mineral product mfg .....	407	2 573	9 621	8	2	3	—	1	—	2	—	—	—	
3272	Glass & glass product mfg .....	(E)	(D)	(D)	3	—	1	—	—	—	2	—	—	—	
32721	Glass & glass product mfg .....	(E)	(D)	(D)	3	—	1	—	—	—	2	—	—	—	
332	Fabricated metal product mfg .....	176	1 399	6 092	9	3	1	3	1	1	—	—	—	—	
333	Machinery mfg .....	381	3 739	14 870	5	—	1	1	2	—	—	1	—	—	
3339	Other general purpose machinery mfg .....	(E)	(D)	(D)	3	—	1	—	1	—	—	1	—	—	
33392	Material handling equipment mfg .....	(E)	(D)	(D)	1	—	—	—	—	—	—	1	—	—	

See footnotes at end of table.

**Table 6. Counties—Employees, Payroll, and Establishments by Industry: 2002—Con.**

[Excludes most government employees, railroad employees, and self-employed persons. Size class 1 to 4 includes establishments with payroll, but no employees, during mid-March pay period. (D) denotes figures withheld to avoid disclosing data for individual companies; the data are included in broader industry totals. Detailed industries with 100 or more employees are shown if industry was not a (D). For explanation of terms, abbreviations, and data reliability/comparability, see introductory text]

NAICS code	Industry	Number of employees for week including March 12	Payroll (\$1,000)		Total number of establishments	Number of establishments by employment-size class									
			First quarter	Annual		1 to 4	5 to 9	10 to 19	20 to 49	50 to 99	100 to 249	250 to 499	500 to 999	1,000 or more	
<b>CALDWELL—Con.</b>															
<b>31-33 Manufacturing—Con.</b>															
337	Furniture & related product mfg . . . . .	8 204	52 215	197 455	31	9	4	1	3	3	—	7	2	2	
3371	HH & institutional furniture & kitchen cabinet mfg . . . . .	8 141	51 990	196 625	28	9	3	—	2	3	—	7	2	2	
33712	Household & institutional furniture mfg . . . . .	8 109	51 783	195 432	23	5	3	—	1	3	—	7	2	2	
337122	Nonupholstered wood household furniture mfg . . . . .	6 539	42 071	157 307	12	4	—	—	—	—	—	5	1	2	
<b>42</b>	<b>Wholesale trade . . . . .</b>	<b>939</b>	<b>9 953</b>	<b>38 796</b>	<b>86</b>	<b>42</b>	<b>26</b>	<b>7</b>	<b>8</b>	<b>1</b>	<b>2</b>	—	—	—	
421	Wholesale trade, durable goods . . . . .	584	7 609	29 312	66	32	23	5	4	1	1	—	—	—	
4212	Furniture & home furnishing whsle . . . . .	(C)	(D)	(D)	6	3	1	—	—	1	1	—	—	—	
42121	Furniture whsle . . . . .	(C)	(D)	(D)	6	3	1	—	—	1	1	—	—	—	
4213	Lumber & other construction materials whsle . . . . .	135	1 721	5 571	12	3	4	2	3	—	—	—	—	—	
42131	Lumber, plywood, millwork & wood panel whsle . . . . .	(C)	(D)	(D)	10	3	3	2	2	—	—	—	—	—	
4218	Machinery, equipment & supplies whsle . . . . .	110	821	3 259	24	13	11	—	—	—	—	—	—	—	
422	Wholesale trade, nondurable goods . . . . .	355	2 344	9 484	20	10	3	2	4	—	1	—	—	—	
4221	Paper & paper product whsle . . . . .	(C)	(D)	(D)	3	1	1	—	—	—	1	—	—	—	
42213	Industrial & personal service paper whsle . . . . .	(C)	(D)	(D)	2	1	—	—	—	—	1	—	—	—	
<b>44-45</b>	<b>Retail trade . . . . .</b>	<b>3 263</b>	<b>14 734</b>	<b>58 157</b>	<b>319</b>	<b>159</b>	<b>92</b>	<b>31</b>	<b>25</b>	<b>9</b>	<b>2</b>	<b>1</b>	—	—	
441	Motor vehicle & parts dealers . . . . .	402	2 564	10 633	49	27	12	3	7	—	—	—	—	—	
4411	Automobile dealers . . . . .	246	1 787	7 324	22	12	4	1	5	—	—	—	—	—	
44111	New car dealers . . . . .	191	1 388	5 761	8	3	—	—	5	—	—	—	—	—	
441110	New car dealers . . . . .	191	1 388	5 761	8	3	—	—	5	—	—	—	—	—	
4413	Automotive parts, accessories & tire stores . . . . .	146	732	3 115	24	13	7	2	2	—	—	—	—	—	
44131	Automotive parts, accessories & tire stores . . . . .	102	472	2 049	13	6	3	2	2	—	—	—	—	—	
441310	Automotive parts, accessories & tire stores . . . . .	102	472	2 049	13	6	3	2	2	—	—	—	—	—	
442	Furniture & home furnishing stores . . . . .	275	1 894	6 838	38	22	8	5	2	1	—	—	—	—	
4421	Furniture stores . . . . .	248	1 771	6 297	27	12	7	5	2	1	—	—	—	—	
44211	Furniture stores . . . . .	248	1 771	6 297	27	12	7	5	2	1	—	—	—	—	
442110	Furniture stores . . . . .	248	1 771	6 297	27	12	7	5	2	1	—	—	—	—	
444	Bldg material & garden equip & supp dealers . . . . .	332	1 829	7 138	29	14	9	3	2	—	1	—	—	—	
4441	Building material & supplies dealers . . . . .	285	1 473	5 743	24	12	7	3	1	—	1	—	—	—	
44411	Home centers . . . . .	(C)	(D)	(D)	3	2	—	—	—	—	1	—	—	—	
445	Food & beverage stores . . . . .	744	2 473	9 597	34	16	6	—	5	6	1	—	—	—	
4451	Grocery stores . . . . .	721	2 392	9 191	26	10	4	—	5	6	1	—	—	—	
44511	Grocery (except convenience) stores . . . . .	696	2 353	9 040	19	6	1	—	5	6	1	—	—	—	
445110	Grocery (except convenience) stores . . . . .	696	2 353	9 040	19	6	1	—	5	6	1	—	—	—	
446	Health & personal care stores . . . . .	210	1 003	4 286	19	5	7	4	3	—	—	—	—	—	
4461	Health & personal care stores . . . . .	210	1 003	4 286	19	5	7	4	3	—	—	—	—	—	
44611	Pharmacies & drug stores . . . . .	188	863	3 796	13	1	5	4	3	—	—	—	—	—	
446110	Pharmacies & drug stores . . . . .	188	863	3 796	13	1	5	4	3	—	—	—	—	—	
447	Gasoline stations . . . . .	348	1 002	4 193	58	29	18	10	1	—	—	—	—	—	
4471	Gasoline stations . . . . .	348	1 002	4 193	58	29	18	10	1	—	—	—	—	—	
44711	Gasoline stations with convenience stores . . . . .	328	941	3 974	52	24	17	10	1	—	—	—	—	—	
447110	Gasoline stations with convenience stores . . . . .	328	941	3 974	52	24	17	10	1	—	—	—	—	—	
452	General merchandise stores . . . . .	515	1 829	7 324	14	3	7	—	1	2	—	1	—	—	
4521	Department stores . . . . .	437	1 603	6 324	3	—	—	—	—	2	—	1	—	—	
45211	Department stores . . . . .	437	1 603	6 324	3	—	—	—	—	2	—	1	—	—	
452110	Department stores . . . . .	437	1 603	6 324	3	—	—	—	—	2	—	1	—	—	
453	Miscellaneous store retailers . . . . .	145	829	3 228	27	14	9	3	1	—	—	—	—	—	
<b>48-49</b>	<b>Transportation &amp; warehousing . . . . .</b>	<b>1 035</b>	<b>7 543</b>	<b>31 022</b>	<b>56</b>	<b>35</b>	<b>6</b>	<b>6</b>	<b>4</b>	<b>3</b>	<b>1</b>	<b>1</b>	—	—	
484	Truck transportation . . . . .	(F)	(D)	(D)	49	30	6	5	3	3	1	1	—	—	
4841	General freight trucking . . . . .	811	6 397	25 745	27	16	3	1	3	2	1	1	—	—	
48412	General freight trucking, long-distance . . . . .	782	6 237	24 813	17	7	3	—	3	2	1	1	—	—	
484121	General freight trucking, long-distance, TL . . . . .	151	1 350	5 107	9	6	—	—	2	1	—	—	—	—	
484122	General freight trucking, long-distance, LTL . . . . .	631	4 887	19 706	8	1	3	—	1	1	1	1	—	—	
4842	Specialized freight trucking . . . . .	(C)	(D)	(D)	22	14	3	4	—	1	—	—	—	—	
<b>51</b>	<b>Information . . . . .</b>	<b>211</b>	<b>1 628</b>	<b>5 869</b>	<b>11</b>	<b>3</b>	<b>3</b>	<b>1</b>	<b>3</b>	<b>1</b>	—	—	—	—	
513	Broadcasting & telecommunications . . . . .	129	1 194	4 222	7	2	1	1	3	—	—	—	—	—	
<b>52</b>	<b>Finance &amp; insurance . . . . .</b>	<b>533</b>	<b>3 882</b>	<b>15 399</b>	<b>88</b>	<b>56</b>	<b>16</b>	<b>13</b>	<b>3</b>	—	—	—	—	—	
522	Credit intermediation & related activities . . . . .	408	2 826	11 019	49	24	11	11	3	—	—	—	—	—	
5221	Depository credit intermediation . . . . .	(E)	(D)	(D)	24	3	10	8	3	—	—	—	—	—	
52211	Commercial banking . . . . .	272	1 820	7 081	22	2	10	8	2	—	—	—	—	—	
522110	Commercial banking . . . . .	272	1 820	7 081	22	2	10	8	2	—	—	—	—	—	
<b>53</b>	<b>Real estate &amp; rental &amp; leasing . . . . .</b>	<b>159</b>	<b>807</b>	<b>3 309</b>	<b>43</b>	<b>28</b>	<b>13</b>	<b>2</b>	—	—	—	—	—	—	
<b>54</b>	<b>Professional, scientific &amp; technical services . . . . .</b>	<b>378</b>	<b>2 555</b>	<b>11 687</b>	<b>82</b>	<b>55</b>	<b>16</b>	<b>8</b>	<b>3</b>	—	—	—	—	—	
541	Professional, scientific & technical services . . . . .	378	2 555	11 687	82	55	16	8	3	—	—	—	—	—	
5412	Accounting, tax prep, bookkeep, payroll services . . . . .	104	828	4 045	19	12	4	2	1	—	—	—	—	—	
54121	Accounting, tax prep, bookkeep, payroll services . . . . .	104	828	4 045	19	12	4	2	1	—	—	—	—	—	

See footnotes at end of table.

**Table 6. Counties—Employees, Payroll, and Establishments by Industry: 2002—Con.**

[Excludes most government employees, railroad employees, and self-employed persons. Size class 1 to 4 includes establishments with payroll, but no employees, during mid-March pay period. (D) denotes figures withheld to avoid disclosing data for individual companies; the data are included in broader industry totals. Detailed industries with 100 or more employees are shown if industry was not a (D). For explanation of terms, abbreviations, and data reliability/comparability, see introductory text]

NAICS code	Industry	Number of employees for week including March 12	Payroll (\$1,000)		Total number of establishments	Number of establishments by employment-size class									
			First quarter	Annual		1 to 4	5 to 9	10 to 19	20 to 49	50 to 99	100 to 249	250 to 499	500 to 999	1,000 or more	
<b>CALDWELL—Con.</b>															
55	Management of companies & enterprises . . . . .	(F)	(D)	(D)	7	3	1	—	1	—	1	1	—	—	
551	Management of companies & enterprises . . . . .	(F)	(D)	(D)	7	3	1	—	1	—	1	1	—	—	
5511	Management of companies & enterprises . . . . .	(F)	(D)	(D)	7	3	1	—	1	—	1	1	—	—	
55111	Management of companies & enterprises . . . . .	(F)	(D)	(D)	7	3	1	—	1	—	1	1	—	—	
56	Admin, support, waste mgt, remediation services . . . . .	557	1 877	9 184	45	27	6	5	3	3	1	—	—	—	
561	Administrative & support services . . . . .	521	1 726	8 564	42	26	6	4	2	3	1	—	—	—	
5613	Employment services . . . . .	342	1 095	5 639	5	1	—	—	—	3	1	—	—	—	
56132	Temporary help services . . . . .	(E)	(D)	(D)	4	—	—	—	—	3	1	—	—	—	
5617	Services to buildings & dwellings . . . . .	131	425	2 351	26	18	3	3	2	—	—	—	—	—	
61	Educational services . . . . .	(B)	(D)	(D)	4	1	—	2	1	—	—	—	—	—	
62	Health care and social assistance . . . . .	2 468	15 682	67 411	127	55	31	21	10	3	6	—	1	—	
621	Ambulatory health care services . . . . .	1 048	8 043	33 894	80	36	22	14	4	1	3	—	—	—	
6211	Offices of physicians . . . . .	291	4 165	17 018	40	19	10	9	2	—	—	—	—	—	
62111	Offices of physicians . . . . .	291	4 165	17 018	40	19	10	9	2	—	—	—	—	—	
621111	Offices of physicians (exc mental health) . . . . .	291	4 165	17 018	40	19	10	9	2	—	—	—	—	—	
6212	Offices of dentists . . . . .	123	958	4 475	19	7	10	1	1	—	—	—	—	—	
62121	Offices of dentists . . . . .	123	958	4 475	19	7	10	1	1	—	—	—	—	—	
621210	Offices of dentists . . . . .	123	958	4 475	19	7	10	1	1	—	—	—	—	—	
6216	Home health care services . . . . .	546	2 305	9 760	6	—	—	2	—	1	3	—	—	—	
62161	Home health care services . . . . .	546	2 305	9 760	6	—	—	2	—	1	3	—	—	—	
621610	Home health care services . . . . .	546	2 305	9 760	6	—	—	2	—	1	3	—	—	—	
622	Hospitals . . . . .	(F)	(D)	(D)	1	—	—	—	—	—	—	—	1	—	
6221	General medical & surgical hospitals . . . . .	(F)	(D)	(D)	1	—	—	—	—	—	—	—	1	—	
62211	General medical & surgical hospitals . . . . .	(F)	(D)	(D)	1	—	—	—	—	—	—	—	1	—	
623	Nursing & residential care facilities . . . . .	689	2 921	12 533	14	3	—	4	2	2	3	—	—	—	
6231	Nursing care facilities . . . . .	501	2 211	9 447	4	—	—	—	—	1	3	—	—	—	
62311	Nursing care facilities . . . . .	501	2 211	9 447	4	—	—	—	—	1	3	—	—	—	
623110	Nursing care facilities . . . . .	501	2 211	9 447	4	—	—	—	—	1	3	—	—	—	
6233	Community care facilities for the elderly . . . . .	137	495	2 192	5	1	—	1	2	1	—	—	—	—	
62331	Community care facilities for the elderly . . . . .	137	495	2 192	5	1	—	1	2	1	—	—	—	—	
623312	Homes for the elderly . . . . .	137	495	2 192	5	1	—	1	2	1	—	—	—	—	
624	Social assistance . . . . .	(C)	(D)	(D)	32	16	9	3	4	—	—	—	—	—	
6244	Child day care services . . . . .	153	445	1 961	19	8	6	2	3	—	—	—	—	—	
62441	Child day care services . . . . .	153	445	1 961	19	8	6	2	3	—	—	—	—	—	
624410	Child day care services . . . . .	153	445	1 961	19	8	6	2	3	—	—	—	—	—	
71	Arts, entertainment & recreation . . . . .	111	382	1 751	16	12	1	1	2	—	—	—	—	—	
713	Amusement, gambling & recreation industries . . . . .	(C)	(D)	(D)	14	10	1	1	2	—	—	—	—	—	
7139	Other amusement & recreation industries . . . . .	(C)	(D)	(D)	11	7	1	1	2	—	—	—	—	—	
72	Accommodation & food services . . . . .	1 430	3 134	13 494	109	34	22	24	25	4	—	—	—	—	
722	Food services & drinking places . . . . .	1 358	2 949	12 547	102	32	21	21	24	4	—	—	—	—	
7221	Full-service restaurants . . . . .	427	945	4 064	36	15	7	5	8	1	—	—	—	—	
72211	Full-service restaurants . . . . .	427	945	4 064	36	15	7	5	8	1	—	—	—	—	
722110	Full-service restaurants . . . . .	427	945	4 064	36	15	7	5	8	1	—	—	—	—	
7222	Limited-service eating places . . . . .	838	1 774	7 591	46	7	7	13	16	3	—	—	—	—	
72221	Limited-service eating places . . . . .	838	1 774	7 591	46	7	7	13	16	3	—	—	—	—	
81	Other services (except public administration) . . . . .	1 006	3 707	14 600	189	107	59	16	7	—	—	—	—	—	
811	Repair & maintenance . . . . .	289	1 628	6 055	62	38	16	7	1	—	—	—	—	—	
8111	Automotive repair & maintenance . . . . .	200	1 131	4 296	43	25	13	5	—	—	—	—	—	—	
812	Personal & laundry services . . . . .	183	553	2 360	28	17	5	5	1	—	—	—	—	—	
813	Religious, grantmaking, civic, prof & like organizations . . . . .	534	1 526	6 185	99	52	38	4	5	—	—	—	—	—	
8131	Religious organizations . . . . .	513	1 426	5 700	90	44	37	4	5	—	—	—	—	—	
81311	Religious organizations . . . . .	513	1 426	5 700	90	44	37	4	5	—	—	—	—	—	
813110	Religious organizations . . . . .	513	1 426	5 700	90	44	37	4	5	—	—	—	—	—	
95	Auxiliaries (exc corporate, subsidiary & regional mgt) . . . . .	(C)	(D)	(D)	4	1	—	—	2	1	—	—	—	—	
99	Unclassified establishments . . . . .	(B)	(D)	(D)	9	7	1	1	—	—	—	—	—	—	
<b>CAMDEN</b>															
	Total . . . . .	536	2 379	10 721	117	75	28	11	3	—	—	—	—	—	
11	Forestry, fishing, hunting, and agriculture support . . . . .	(B)	(D)	(D)	7	3	2	1	1	—	—	—	—	—	
22	Utilities . . . . .	(A)	(D)	(D)	1	—	—	1	—	—	—	—	—	—	
23	Construction . . . . .	84	430	1 912	24	15	8	1	—	—	—	—	—	—	
31-33	Manufacturing . . . . .	(B)	(D)	(D)	4	3	—	—	1	—	—	—	—	—	
42	Wholesale trade . . . . .	(B)	(D)	(D)	7	4	2	1	—	—	—	—	—	—	
44-45	Retail trade . . . . .	118	321	1 172	18	9	6	2	1	—	—	—	—	—	
48-49	Transportation & warehousing . . . . .	8	44	245	4	4	—	—	—	—	—	—	—	—	
51	Information . . . . .	(A)	(D)	(D)	1	1	—	—	—	—	—	—	—	—	
52	Finance & insurance . . . . .	13	56	240	3	2	1	—	—	—	—	—	—	—	

See footnotes at end of table.

**Table 6. Counties—Employees, Payroll, and Establishments by Industry: 2002—Con.**

[Excludes most government employees, railroad employees, and self-employed persons. Size class 1 to 4 includes establishments with payroll, but no employees, during mid-March pay period. (D) denotes figures withheld to avoid disclosing data for individual companies; the data are included in broader industry totals. Detailed industries with 100 or more employees are shown if industry was not a (D). For explanation of terms, abbreviations, and data reliability/comparability, see introductory text]

NAICS code	Industry	Number of employees for week including March 12	Payroll (\$1,000)		Total number of establishments	Number of establishments by employment-size class								
			First quarter	Annual		1 to 4	5 to 9	10 to 19	20 to 49	50 to 99	100 to 249	250 to 499	500 to 999	1,000 or more
<b>CAMDEN—Con.</b>														
53	Real estate & rental & leasing .....	(A)	(D)	(D)	1	1	—	—	—	—	—	—	—	—
54	Professional, scientific & technical services .....	33	222	809	7	5	1	1	—	—	—	—	—	—
56	Admin, support, waste mgmt, remediation services .....	(B)	(D)	(D)	11	7	2	2	—	—	—	—	—	—
62	Health care and social assistance .....	(A)	(D)	(D)	6	6	—	—	—	—	—	—	—	—
71	Arts, entertainment & recreation .....	(A)	(D)	(D)	1	—	1	—	—	—	—	—	—	—
72	Accommodation & food services .....	(A)	(D)	(D)	2	—	1	1	—	—	—	—	—	—
81	Other services (except public administration) .....	69	333	1 500	20	15	4	1	—	—	—	—	—	—
<b>CARTERET</b>														
	<b>Total .....</b>	<b>17 332</b>	<b>83 723</b>	<b>368 403</b>	<b>1 899</b>	<b>1 098</b>	<b>376</b>	<b>240</b>	<b>137</b>	<b>33</b>	<b>11</b>	<b>2</b>	<b>2</b>	<b>—</b>
11	Forestry, fishing, hunting, and agriculture support .....	32	225	1 003	5	3	—	2	—	—	—	—	—	—
22	Utilities .....	134	1 398	5 561	7	1	4	1	—	1	—	—	—	—
221	Utilities .....	134	1 398	5 561	7	1	4	1	—	1	—	—	—	—
2211	Elec pwr generation, transmsn & distribution ...	112	1 258	4 980	3	—	1	1	—	1	—	—	—	—
22112	Electric pwr transmsn, control & distribution ..	112	1 258	4 980	3	—	1	1	—	1	—	—	—	—
221122	Electric power distribution .....	112	1 258	4 980	3	—	1	1	—	1	—	—	—	—
23	Construction .....	1 394	7 141	30 225	273	185	50	25	12	1	—	—	—	—
233	Building, developing & general contracting .....	596	3 220	13 482	119	85	21	6	6	1	—	—	—	—
2332	Residential building construction .....	494	2 613	10 698	107	77	20	5	4	1	—	—	—	—
23321	Single-family housing construction .....	453	2 394	9 849	102	75	19	3	4	1	—	—	—	—
233210	Single-family housing construction .....	453	2 394	9 849	102	75	19	3	4	1	—	—	—	—
234	Heavy construction .....	133	788	3 434	25	16	4	4	1	—	—	—	—	—
2349	Other heavy construction .....	133	788	3 434	25	16	4	4	1	—	—	—	—	—
235	Special trade contractors .....	665	3 133	13 309	129	84	25	15	5	—	—	—	—	—
2351	Plumbing, heating & AC contractor .....	286	1 517	6 714	50	29	11	9	1	—	—	—	—	—
23511	Plumbing, heating & AC contractor .....	286	1 517	6 714	50	29	11	9	1	—	—	—	—	—
235110	Plumbing, heating & AC contractor .....	286	1 517	6 714	50	29	11	9	1	—	—	—	—	—
2353	Electrical contractors .....	141	644	2 792	21	12	5	3	1	—	—	—	—	—
23531	Electrical contractors .....	141	644	2 792	21	12	5	3	1	—	—	—	—	—
235310	Electrical contractors .....	141	644	2 792	21	12	5	3	1	—	—	—	—	—
31-33	Manufacturing .....	1 431	7 812	33 811	73	36	16	11	3	2	4	1	—	—
321	Wood product mfg .....	(E)	(D)	(D)	4	1	—	1	—	—	1	1	—	—
3212	Veneer, plywood & engineered wood product mfg .....	(E)	(D)	(D)	3	—	—	1	—	—	1	1	—	—
32121	Veneer, plywood & engineered wood product mfg .....	(E)	(D)	(D)	3	—	—	1	—	—	1	1	—	—
333	Machinery mfg .....	(C)	(D)	(D)	2	—	1	—	—	—	1	—	—	—
3339	Other general purpose machinery mfg .....	(C)	(D)	(D)	2	—	1	—	—	—	1	—	—	—
33399	All other general purpose machinery mfg ....	(C)	(D)	(D)	2	—	1	—	—	—	1	—	—	—
336	Transportation equipment mfg .....	359	2 068	8 350	14	7	2	3	—	—	2	—	—	—
3366	Ship & boat building .....	359	2 068	8 350	14	7	2	3	—	—	2	—	—	—
33661	Ship & boat building .....	359	2 068	8 350	14	7	2	3	—	—	2	—	—	—
42	Wholesale trade .....	867	4 615	21 078	66	39	12	10	3	—	1	1	—	—
421	Wholesale trade, durable goods .....	676	3 829	16 731	36	21	6	6	1	—	1	1	—	—
4217	Hardware, plumb & heating equip & sup whsle ..	(C)	(D)	(D)	4	2	—	1	—	—	1	—	—	—
42174	Refrigeration equipment & supplies whsle ....	(C)	(D)	(D)	1	—	—	—	—	—	1	—	—	—
4219	Miscellaneous durable goods whsle .....	(E)	(D)	(D)	11	7	2	1	—	—	—	1	—	—
42191	Sporting & recreational goods & supply whsle .....	(E)	(D)	(D)	5	2	2	—	—	—	—	1	—	—
422	Wholesale trade, nondurable goods .....	191	786	4 347	30	18	6	4	2	—	—	—	—	—
44-45	Retail trade .....	3 867	16 169	69 919	409	219	103	51	28	5	2	—	1	—
441	Motor vehicle & parts dealers .....	463	2 886	12 727	47	21	11	7	8	—	—	—	—	—
4411	Automobile dealers .....	232	1 737	8 009	15	6	2	1	6	—	—	—	—	—
44111	New car dealers .....	166	1 365	6 530	6	1	—	—	5	—	—	—	—	—
441110	New car dealers .....	166	1 365	6 530	6	1	—	—	5	—	—	—	—	—
4412	Other motor vehicle dealers .....	115	642	2 612	17	10	3	2	2	—	—	—	—	—
44122	Motorcycle & boat & other MV dealers .....	115	642	2 612	17	10	3	2	2	—	—	—	—	—
441222	Boat dealers .....	115	642	2 612	17	10	3	2	2	—	—	—	—	—
4413	Automotive parts, accessories & tire stores .....	116	507	2 106	15	5	6	4	—	—	—	—	—	—
442	Furniture & home furnishing stores .....	182	743	3 334	43	27	11	4	1	—	—	—	—	—
444	Bldg material & garden equip & supp dealers .....	408	1 941	7 872	29	8	7	12	1	—	1	—	—	—
4441	Building material & supplies dealers .....	355	1 816	7 203	21	5	4	10	1	—	1	—	—	—
44411	Home centers .....	(C)	(D)	(D)	2	—	—	1	—	—	1	—	—	—
44419	Other building material dealers .....	138	968	3 381	10	2	1	6	1	—	—	—	—	—
444190	Other building material dealers .....	138	968	3 381	10	2	1	6	1	—	—	—	—	—
445	Food & beverage stores .....	743	2 519	10 709	46	22	7	3	11	3	—	—	—	—
4451	Grocery stores .....	683	2 267	9 677	31	10	5	2	11	3	—	—	—	—
44511	Grocery (except convenience) stores .....	664	2 222	9 424	25	5	4	2	11	3	—	—	—	—
445110	Grocery (except convenience) stores .....	664	2 222	9 424	25	5	4	2	11	3	—	—	—	—

See footnotes at end of table.

**Table 6. Counties—Employees, Payroll, and Establishments by Industry: 2002—Con.**

[Excludes most government employees, railroad employees, and self-employed persons. Size class 1 to 4 includes establishments with payroll, but no employees, during mid-March pay period. (D) denotes figures withheld to avoid disclosing data for individual companies; the data are included in broader industry totals. Detailed industries with 100 or more employees are shown if industry was not a (D). For explanation of terms, abbreviations, and data reliability/comparability, see introductory text]

NAICS code	Industry	Number of employees for week including March 12	Payroll (\$1,000)		Total number of establishments	Number of establishments by employment-size class										
			First quarter	Annual		1 to 4	5 to 9	10 to 19	20 to 49	50 to 99	100 to 249	250 to 499	500 to 999	1,000 or more		
<b>44-45</b>	<b>CARTERET—Con.</b>															
	<b>Retail trade—Con.</b>															
446	Health & personal care stores .....	179	881	3 483	18	5	5	7	1	—	—	—	—	—	—	—
4461	Health & personal care stores .....	179	881	3 483	18	5	5	7	1	—	—	—	—	—	—	—
44611	Pharmacies & drug stores .....	151	706	2 720	11	—	4	6	1	—	—	—	—	—	—	—
446110	Pharmacies & drug stores .....	151	706	2 720	11	—	4	6	1	—	—	—	—	—	—	—
447	Gasoline stations .....	259	872	3 585	48	29	14	4	1	—	—	—	—	—	—	—
4471	Gasoline stations .....	259	872	3 585	48	29	14	4	1	—	—	—	—	—	—	—
44711	Gasoline stations with convenience stores ...	216	707	3 000	38	21	13	3	1	—	—	—	—	—	—	—
447110	Gasoline stations with convenience stores .	216	707	3 000	38	21	13	3	1	—	—	—	—	—	—	—
448	Clothing & clothing accessories stores .....	239	659	4 834	47	25	17	5	—	—	—	—	—	—	—	—
4481	Clothing stores .....	186	469	4 074	37	21	11	5	—	—	—	—	—	—	—	—
451	Sporting goods, hobby, book & music stores .....	125	373	1 837	32	26	3	2	1	—	—	—	—	—	—	—
452	General merchandise stores .....	898	3 586	14 024	18	3	8	2	1	2	1	—	1	—	—	—
4521	Department stores .....	781	3 132	11 966	4	—	—	—	—	2	1	—	1	—	—	—
45211	Department stores .....	781	3 132	11 966	4	—	—	—	—	2	1	—	1	—	—	—
452110	Department stores .....	781	3 132	11 966	4	—	—	—	—	2	1	—	1	—	—	—
4529	Other general merchandise stores .....	117	454	2 058	14	3	8	2	1	—	—	—	—	—	—	—
45299	All other general merchandise stores .....	117	454	2 058	14	3	8	2	1	—	—	—	—	—	—	—
452990	All other general merchandise stores .....	117	454	2 058	14	3	8	2	1	—	—	—	—	—	—	—
453	Miscellaneous store retailers .....	240	991	4 439	56	40	11	2	3	—	—	—	—	—	—	—
4532	Office supplies, stationery & gift stores .....	(C)	(D)	(D)	25	17	5	2	1	—	—	—	—	—	—	—
<b>48-49</b>	<b>Transportation &amp; warehousing .....</b>	<b>218</b>	<b>1 431</b>	<b>6 745</b>	<b>41</b>	<b>26</b>	<b>8</b>	<b>3</b>	<b>4</b>	—	—	—	—	—	—	—
488	Transportation support activities .....	125	955	3 932	12	4	3	2	3	—	—	—	—	—	—	—
<b>51</b>	<b>Information .....</b>	<b>344</b>	<b>2 450</b>	<b>10 078</b>	<b>25</b>	<b>10</b>	<b>6</b>	<b>4</b>	<b>3</b>	<b>2</b>	—	—	—	—	—	—
513	Broadcasting & telecommunications .....	216	1 852	7 349	15	6	4	1	3	1	—	—	—	—	—	—
<b>52</b>	<b>Finance &amp; insurance .....</b>	<b>461</b>	<b>3 960</b>	<b>15 974</b>	<b>75</b>	<b>40</b>	<b>20</b>	<b>10</b>	<b>5</b>	—	—	—	—	—	—	—
522	Credit intermediation & related activities .....	311	2 253	9 427	40	14	14	10	2	—	—	—	—	—	—	—
5221	Depository credit intermediation .....	267	1 820	7 539	28	6	11	9	2	—	—	—	—	—	—	—
52211	Commercial banking .....	221	1 572	6 474	22	4	9	7	2	—	—	—	—	—	—	—
522110	Commercial banking .....	221	1 572	6 474	22	4	9	7	2	—	—	—	—	—	—	—
524	Insurance carriers & related activities .....	(C)	(D)	(D)	20	13	4	—	3	—	—	—	—	—	—	—
<b>53</b>	<b>Real estate &amp; rental &amp; leasing .....</b>	<b>534</b>	<b>2 123</b>	<b>10 207</b>	<b>99</b>	<b>81</b>	<b>7</b>	<b>5</b>	<b>5</b>	—	<b>1</b>	—	—	—	—	—
531	Real estate .....	472	1 939	9 400	84	71	4	3	5	—	1	—	—	—	—	—
5312	Offices of real estate agents & brokers .....	246	1 075	5 307	43	37	2	2	1	—	1	—	—	—	—	—
53121	Offices of real estate agents & brokers .....	246	1 075	5 307	43	37	2	2	1	—	1	—	—	—	—	—
531210	Offices of real estate agents & brokers .....	246	1 075	5 307	43	37	2	2	1	—	1	—	—	—	—	—
5313	Activities related to real estate .....	188	710	3 451	22	15	2	1	4	—	—	—	—	—	—	—
53131	Real estate property managers .....	103	362	1 884	13	9	1	1	2	—	—	—	—	—	—	—
531311	Residential property managers .....	103	362	1 884	13	9	1	1	2	—	—	—	—	—	—	—
<b>54</b>	<b>Professional, scientific &amp; technical services .....</b>	<b>566</b>	<b>3 900</b>	<b>16 956</b>	<b>129</b>	<b>88</b>	<b>30</b>	<b>8</b>	<b>1</b>	<b>2</b>	—	—	—	—	—	—
541	Professional, scientific & technical services .....	566	3 900	16 956	129	88	30	8	1	2	—	—	—	—	—	—
5411	Legal services .....	122	864	4 329	33	22	9	2	—	—	—	—	—	—	—	—
54111	Offices of lawyers .....	122	864	4 329	33	22	9	2	—	—	—	—	—	—	—	—
541110	Offices of lawyers .....	122	864	4 329	33	22	9	2	—	—	—	—	—	—	—	—
5415	Computer systems design & related services ...	(C)	(D)	(D)	7	4	—	1	—	2	—	—	—	—	—	—
54151	Computer systems design & related services .	(C)	(D)	(D)	7	4	—	1	—	2	—	—	—	—	—	—
<b>55</b>	<b>Management of companies &amp; enterprises .</b>	<b>82</b>	<b>940</b>	<b>3 570</b>	<b>7</b>	<b>2</b>	<b>1</b>	<b>2</b>	<b>2</b>	—	—	—	—	—	—	—
<b>56</b>	<b>Admin, support, waste mgt, remediation services .....</b>	<b>607</b>	<b>2 629</b>	<b>10 904</b>	<b>77</b>	<b>53</b>	<b>12</b>	<b>7</b>	<b>2</b>	<b>2</b>	<b>1</b>	—	—	—	—	—
561	Administrative & support services .....	521	2 153	8 883	71	49	11	7	2	1	1	—	—	—	—	—
5616	Investigation & security services .....	179	729	2 290	5	2	2	—	—	—	1	—	—	—	—	—
56161	Investigation, guard & armored car services ..	(C)	(D)	(D)	3	1	1	—	—	—	1	—	—	—	—	—
5617	Services to buildings & dwellings .....	170	648	3 004	42	30	7	4	1	—	—	—	—	—	—	—
<b>61</b>	<b>Educational services .....</b>	<b>228</b>	<b>1 401</b>	<b>5 976</b>	<b>12</b>	<b>5</b>	<b>1</b>	<b>3</b>	<b>2</b>	—	<b>1</b>	—	—	—	—	—
611	Educational services .....	228	1 401	5 976	12	5	1	3	2	—	1	—	—	—	—	—
6111	Elementary & secondary schools .....	(C)	(D)	(D)	6	—	1	3	2	—	—	—	—	—	—	—
61111	Elementary & secondary schools .....	(C)	(D)	(D)	6	—	1	3	2	—	—	—	—	—	—	—
6115	Technical & trade schools .....	(C)	(D)	(D)	2	1	—	—	—	—	1	—	—	—	—	—
61151	Technical & trade schools .....	(C)	(D)	(D)	2	1	—	—	—	—	1	—	—	—	—	—

See footnotes at end of table.

**Table 6. Counties—Employees, Payroll, and Establishments by Industry: 2002—Con.**

[Excludes most government employees, railroad employees, and self-employed persons. Size class 1 to 4 includes establishments with payroll, but no employees, during mid-March pay period. (D) denotes figures withheld to avoid disclosing data for individual companies; the data are included in broader industry totals. Detailed industries with 100 or more employees are shown if industry was not a (D). For explanation of terms, abbreviations, and data reliability/comparability, see introductory text]

NAICS code	Industry	Number of employees for week including March 12	Payroll (\$1,000)		Total number of establishments	Number of establishments by employment-size class								
			First quarter	Annual		1 to 4	5 to 9	10 to 19	20 to 49	50 to 99	100 to 249	250 to 499	500 to 999	1,000 or more
<b>CARTERET—Con.</b>														
<b>62</b>	<b>Health care and social assistance</b> . . . . .	<b>2 589</b>	<b>16 420</b>	<b>70 731</b>	<b>137</b>	<b>56</b>	<b>28</b>	<b>31</b>	<b>12</b>	<b>8</b>	<b>1</b>	—	<b>1</b>	—
621	Ambulatory health care services . . . . .	905	7 255	31 428	100	44	27	20	6	3	—	—	—	—
6211	Offices of physicians . . . . .	428	4 503	19 041	45	22	8	10	4	1	—	—	—	—
62111	Offices of physicians . . . . .	428	4 503	19 041	45	22	8	10	4	1	—	—	—	—
6212	Offices of dentists . . . . .	143	1 155	5 498	22	6	12	4	—	—	—	—	—	—
62121	Offices of dentists . . . . .	143	1 155	5 498	22	6	12	4	—	—	—	—	—	—
621210	Offices of dentists . . . . .	143	1 155	5 498	22	6	12	4	—	—	—	—	—	—
6216	Home health care services . . . . .	160	703	3 021	4	—	1	1	—	2	—	—	—	—
62161	Home health care services . . . . .	160	703	3 021	4	—	1	1	—	2	—	—	—	—
621610	Home health care services . . . . .	160	703	3 021	4	—	1	1	—	2	—	—	—	—
622	Hospitals . . . . .	(F)	(D)	(D)	1	—	—	—	—	—	—	—	1	—
6221	General medical & surgical hospitals . . . . .	(F)	(D)	(D)	1	—	—	—	—	—	—	—	1	—
62211	General medical & surgical hospitals . . . . .	(F)	(D)	(D)	1	—	—	—	—	—	—	—	1	—
623	Nursing & residential care facilities . . . . .	687	2 887	11 643	16	3	1	3	3	5	1	—	—	—
6231	Nursing care facilities . . . . .	452	1 842	7 448	7	1	1	—	—	4	1	—	—	—
62311	Nursing care facilities . . . . .	452	1 842	7 448	7	1	1	—	—	4	1	—	—	—
623110	Nursing care facilities . . . . .	452	1 842	7 448	7	1	1	—	—	4	1	—	—	—
6233	Community care facilities for the elderly . . . . .	(C)	(D)	(D)	6	2	—	1	2	1	—	—	—	—
62331	Community care facilities for the elderly . . . . .	(C)	(D)	(D)	6	2	—	1	2	1	—	—	—	—
623312	Homes for the elderly . . . . .	151	704	2 692	4	1	—	2	1	—	—	—	—	—
624	Social assistance . . . . .	(C)	(D)	(D)	20	9	—	8	3	—	—	—	—	—
6244	Child day care services . . . . .	150	399	1 772	13	5	—	6	2	—	—	—	—	—
62441	Child day care services . . . . .	150	399	1 772	13	5	—	6	2	—	—	—	—	—
624410	Child day care services . . . . .	150	399	1 772	13	5	—	6	2	—	—	—	—	—
<b>71</b>	<b>Arts, entertainment &amp; recreation</b> . . . . .	<b>529</b>	<b>1 890</b>	<b>9 763</b>	<b>57</b>	<b>24</b>	<b>11</b>	<b>11</b>	<b>11</b>	—	—	—	—	—
713	Amusement, gambling & recreation industries . . . . .	494	1 777	9 233	52	22	10	9	11	—	—	—	—	—
7139	Other amusement & recreation industries . . . . .	448	1 725	8 579	45	18	8	9	10	—	—	—	—	—
71393	Marinas . . . . .	185	916	4 430	19	7	4	3	5	—	—	—	—	—
713930	Marinas . . . . .	185	916	4 430	19	7	4	3	5	—	—	—	—	—
71394	Fitness & recreational sports centers . . . . .	132	393	1 751	9	2	1	3	3	—	—	—	—	—
713940	Fitness & recreational sports centers . . . . .	132	393	1 751	9	2	1	3	3	—	—	—	—	—
<b>72</b>	<b>Accommodation &amp; food services</b> . . . . .	<b>2 657</b>	<b>6 034</b>	<b>32 053</b>	<b>194</b>	<b>75</b>	<b>28</b>	<b>39</b>	<b>42</b>	<b>10</b>	—	—	—	—
721	Accommodation . . . . .	403	1 102	6 120	42	24	4	8	4	2	—	—	—	—
7211	Traveler accommodation . . . . .	353	891	4 769	32	17	3	6	4	2	—	—	—	—
72111	Hotels (exc casino hotels) & motels . . . . .	345	878	4 698	28	13	3	6	4	2	—	—	—	—
721110	Hotels (exc casino hotels) & motels . . . . .	345	878	4 698	28	13	3	6	4	2	—	—	—	—
722	Food services & drinking places . . . . .	2 254	4 932	25 933	152	51	24	31	38	8	—	—	—	—
7221	Full-service restaurants . . . . .	1 435	3 079	17 401	84	23	10	21	24	6	—	—	—	—
72211	Full-service restaurants . . . . .	1 435	3 079	17 401	84	23	10	21	24	6	—	—	—	—
722110	Full-service restaurants . . . . .	1 435	3 079	17 401	84	23	10	21	24	6	—	—	—	—
7222	Limited-service eating places . . . . .	753	1 724	7 947	55	21	10	9	13	2	—	—	—	—
72221	Limited-service eating places . . . . .	753	1 724	7 947	55	21	10	9	13	2	—	—	—	—
722211	Limited-service restaurants . . . . .	746	1 704	7 743	50	16	10	9	13	2	—	—	—	—
<b>81</b>	<b>Other services (except public administration)</b> . . . . .	<b>780</b>	<b>3 156</b>	<b>13 660</b>	<b>202</b>	<b>145</b>	<b>38</b>	<b>17</b>	<b>2</b>	—	—	—	—	—
811	Repair & maintenance . . . . .	219	915	3 857	60	46	10	3	1	—	—	—	—	—
8111	Automotive repair & maintenance . . . . .	164	688	2 956	36	25	8	2	1	—	—	—	—	—
812	Personal & laundry services . . . . .	154	632	2 749	37	28	3	6	—	—	—	—	—	—
813	Religious, grantmaking, civic, prof & like organizations . . . . .	407	1 609	7 054	105	71	25	8	1	—	—	—	—	—
8131	Religious organizations . . . . .	266	908	3 622	62	39	16	6	1	—	—	—	—	—
81311	Religious organizations . . . . .	266	908	3 622	62	39	16	6	1	—	—	—	—	—
813110	Religious organizations . . . . .	266	908	3 622	62	39	16	6	1	—	—	—	—	—
<b>95</b>	<b>Auxiliaries (exc corporate, subsidiary &amp; regional mgt)</b> . . . . .	<b>(A)</b>	<b>(D)</b>	<b>(D)</b>	<b>2</b>	<b>1</b>	<b>1</b>	—	—	—	—	—	—	—
<b>99</b>	<b>Unclassified establishments</b> . . . . .	<b>(A)</b>	<b>(D)</b>	<b>(D)</b>	<b>9</b>	<b>9</b>	—	—	—	—	—	—	—	—
<b>CASWELL</b>														
	<b>Total</b> . . . . .	<b>1 749</b>	<b>6 998</b>	<b>29 990</b>	<b>237</b>	<b>151</b>	<b>49</b>	<b>21</b>	<b>9</b>	<b>5</b>	<b>2</b>	—	—	—
<b>11</b>	<b>Forestry, fishing, hunting, and agriculture support</b> . . . . .	<b>(B)</b>	<b>(D)</b>	<b>(D)</b>	<b>7</b>	<b>5</b>	<b>2</b>	—	—	—	—	—	—	—
<b>21</b>	<b>Mining</b> . . . . .	<b>(B)</b>	<b>(D)</b>	<b>(D)</b>	<b>1</b>	—	—	—	<b>1</b>	—	—	—	—	—
<b>23</b>	<b>Construction</b> . . . . .	<b>240</b>	<b>1 018</b>	<b>4 114</b>	<b>33</b>	<b>22</b>	<b>7</b>	<b>2</b>	<b>1</b>	<b>1</b>	—	—	—	—
233	Building, developing & general contracting . . . . .	(C)	(D)	(D)	8	4	3	—	—	1	—	—	—	—
2333	Nonresidential building construction . . . . .	(C)	(D)	(D)	2	—	1	—	—	1	—	—	—	—
23332	Commercial & institutional bldg construction . . . . .	(C)	(D)	(D)	2	—	1	—	—	1	—	—	—	—
235	Special trade contractors . . . . .	(C)	(D)	(D)	24	17	4	2	1	—	—	—	—	—
<b>31-33</b>	<b>Manufacturing</b> . . . . .	<b>313</b>	<b>1 487</b>	<b>6 970</b>	<b>14</b>	<b>5</b>	<b>2</b>	<b>3</b>	<b>1</b>	<b>3</b>	—	—	—	—
315	Apparel manufacturing . . . . .	(C)	(D)	(D)	3	1	—	—	—	2	—	—	—	—
3152	Cut & sew apparel mfg . . . . .	(C)	(D)	(D)	3	1	—	—	—	2	—	—	—	—
<b>42</b>	<b>Wholesale trade</b> . . . . .	<b>33</b>	<b>186</b>	<b>761</b>	<b>3</b>	<b>1</b>	—	<b>2</b>	—	—	—	—	—	—
<b>44-45</b>	<b>Retail trade</b> . . . . .	<b>236</b>	<b>944</b>	<b>3 778</b>	<b>35</b>	<b>17</b>	<b>10</b>	<b>7</b>	—	<b>1</b>	—	—	—	—
<b>48-49</b>	<b>Transportation &amp; warehousing</b> . . . . .	<b>(A)</b>	<b>(D)</b>	<b>(D)</b>	<b>6</b>	<b>6</b>	—	—	—	—	—	—	—	—

See footnotes at end of table.

**Table 6. Counties—Employees, Payroll, and Establishments by Industry: 2002—Con.**

[Excludes most government employees, railroad employees, and self-employed persons. Size class 1 to 4 includes establishments with payroll, but no employees, during mid-March pay period. (D) denotes figures withheld to avoid disclosing data for individual companies; the data are included in broader industry totals. Detailed industries with 100 or more employees are shown if industry was not a (D). For explanation of terms, abbreviations, and data reliability/comparability, see introductory text]

NAICS code	Industry	Number of employees for week including March 12	Payroll (\$1,000)		Total number of establishments	Number of establishments by employment-size class									
			First quarter	Annual		1 to 4	5 to 9	10 to 19	20 to 49	50 to 99	100 to 249	250 to 499	500 to 999	1,000 or more	
<b>CASWELL—Con.</b>															
51	Information .....	20	68	306	5	3	2	—	—	—	—	—	—	—	
52	Finance & insurance .....	60	395	1 344	11	5	4	2	—	—	—	—	—	—	
53	Real estate & rental & leasing .....	4	5	30	4	4	—	—	—	—	—	—	—	—	
54	Professional, scientific & technical services .....	(B)	(D)	(D)	11	8	2	1	—	—	—	—	—	—	
56	Admin, support, waste mgt, remediation services .....	(B)	(D)	(D)	14	10	3	1	—	—	—	—	—	—	
61	Educational services .....	(A)	(D)	(D)	1	1	—	—	—	—	—	—	—	—	
62	Health care and social assistance .....	459	1 639	7 101	33	20	5	2	4	—	2	—	—	—	
623	Nursing & residential care facilities .....	274	814	3 626	17	12	3	—	—	—	2	—	—	—	
6231	Nursing care facilities .....	(C)	(D)	(D)	3	—	1	—	—	—	2	—	—	—	
62311	Nursing care facilities .....	(C)	(D)	(D)	3	—	1	—	—	—	2	—	—	—	
71	Arts, entertainment & recreation .....	(B)	(D)	(D)	3	2	—	—	1	—	—	—	—	—	
72	Accommodation & food services .....	77	144	666	13	9	3	—	1	—	—	—	—	—	
81	Other services (except public administration) .....	134	345	1 474	42	32	9	1	—	—	—	—	—	—	
99	Unclassified establishments .....	(A)	(D)	(D)	1	1	—	—	—	—	—	—	—	—	
<b>CATAWBA</b>															
	<b>Total .....</b>	<b>90 460</b>	<b>605 162</b>	<b>2 491 895</b>	<b>4 400</b>	<b>2 035</b>	<b>949</b>	<b>572</b>	<b>502</b>	<b>160</b>	<b>129</b>	<b>35</b>	<b>13</b>	<b>5</b>	
11	Forestry, fishing, hunting, and agriculture support .....	17	70	288	8	7	1	—	—	—	—	—	—	—	
21	Mining .....	(B)	(D)	(D)	3	2	—	—	1	—	—	—	—	—	
22	Utilities .....	(E)	(D)	(D)	9	3	2	—	2	—	2	—	—	—	
221	Utilities .....	(E)	(D)	(D)	9	3	2	—	2	—	2	—	—	—	
2211	Elec pwr generation, transmsn & distribution ...	(E)	(D)	(D)	5	3	—	—	—	—	2	—	—	—	
22112	Electric pwr transmsn, control & distribution ..	(E)	(D)	(D)	5	3	—	—	—	—	2	—	—	—	
23	Construction .....	3 015	19 769	85 785	436	263	85	56	25	6	1	—	—	—	
233	Building, developing & general contracting .....	868	6 084	27 007	135	86	29	12	6	1	1	—	—	—	
2332	Residential building construction .....	329	1 956	7 895	104	79	17	8	—	—	—	—	—	—	
23321	Single-family housing construction .....	308	1 749	7 007	100	77	16	7	—	—	—	—	—	—	
233210	Single-family housing construction .....	308	1 749	7 007	100	77	16	7	—	—	—	—	—	—	
2333	Nonresidential building construction .....	(E)	(D)	(D)	21	2	8	3	6	1	1	—	—	—	
23332	Commercial & institutional bldg construction ..	479	3 642	16 996	20	2	8	2	6	1	1	—	—	—	
233320	Commercial & institutional bldg construction ..	479	3 642	16 996	20	2	8	2	6	1	1	—	—	—	
234	Heavy construction .....	335	2 332	11 638	27	11	5	5	6	—	—	—	—	—	
2341	Highway, street, bridge & tunnel construction ...	158	1 014	5 261	11	2	4	2	3	—	—	—	—	—	
23411	Highway & street construction .....	(C)	(D)	(D)	10	2	4	2	2	—	—	—	—	—	
2349	Other heavy construction .....	177	1 318	6 377	16	9	1	3	3	—	—	—	—	—	
23491	Water, sewer & pipeline construction .....	124	978	4 888	6	2	—	1	3	—	—	—	—	—	
234910	Water, sewer & pipeline construction .....	124	978	4 888	6	2	—	1	3	—	—	—	—	—	
235	Special trade contractors .....	1 812	11 353	47 140	274	166	51	39	13	5	—	—	—	—	
2351	Plumbing, heating & AC contractor .....	535	4 004	15 318	53	25	9	12	6	1	—	—	—	—	
23511	Plumbing, heating & AC contractor .....	535	4 004	15 318	53	25	9	12	6	1	—	—	—	—	
235110	Plumbing, heating & AC contractor .....	535	4 004	15 318	53	25	9	12	6	1	—	—	—	—	
2353	Electrical contractors .....	291	1 819	7 887	46	29	10	4	2	1	—	—	—	—	
23531	Electrical contractors .....	291	1 819	7 887	46	29	10	4	2	1	—	—	—	—	
235310	Electrical contractors .....	291	1 819	7 887	46	29	10	4	2	1	—	—	—	—	
2354	Masonry, drywall, insulation, tile contractors ...	289	1 598	7 778	40	28	5	4	1	2	—	—	—	—	
23541	Masonry & stone contractors .....	128	571	2 702	26	19	4	2	1	—	—	—	—	—	
235410	Masonry & stone contractors .....	128	571	2 702	26	19	4	2	1	—	—	—	—	—	
23542	Drywall, acoustical & insulation contractors ...	125	818	4 276	7	4	1	—	—	2	—	—	—	—	
235420	Drywall, acoustical & insulation contractors ...	125	818	4 276	7	4	1	—	—	2	—	—	—	—	
2356	Roofing, siding, & sheet metal contractors .....	194	1 144	4 835	29	17	3	6	3	—	—	—	—	—	
23561	Roofing, siding, & sheet metal contractors ...	194	1 144	4 835	29	17	3	6	3	—	—	—	—	—	
235610	Roofing, siding, & sheet metal contractors ...	194	1 144	4 835	29	17	3	6	3	—	—	—	—	—	
2359	Other special trade contractors .....	247	1 526	5 473	45	26	13	4	1	1	—	—	—	—	
23593	Excavation contractors .....	116	690	2 463	16	8	6	1	—	1	—	—	—	—	
235930	Excavation contractors .....	116	690	2 463	16	8	6	1	—	1	—	—	—	—	
31-33	<b>Manufacturing .....</b>	<b>36 991</b>	<b>255 455</b>	<b>1 037 865</b>	<b>521</b>	<b>103</b>	<b>78</b>	<b>74</b>	<b>99</b>	<b>57</b>	<b>72</b>	<b>25</b>	<b>12</b>	<b>1</b>	
311	Food mfg .....	1 000	4 889	21 748	7	2	1	—	—	1	2	—	1	—	
3112	Grain & oilseed milling .....	(C)	(D)	(D)	1	—	—	—	—	—	1	—	—	—	
31121	Flour milling & malt mfg .....	(C)	(D)	(D)	1	—	—	—	—	—	1	—	—	—	
3114	Fruit & veg preserving & specialty food mfg ....	(F)	(D)	(D)	1	—	—	—	—	—	—	—	1	—	
31141	Frozen food mfg .....	(F)	(D)	(D)	1	—	—	—	—	—	—	—	1	—	
3115	Dairy product mfg .....	(C)	(D)	(D)	1	—	—	—	—	—	1	—	—	—	
31152	Ice cream & frozen dessert mfg .....	(C)	(D)	(D)	1	—	—	—	—	—	1	—	—	—	

See footnotes at end of table.



**Table 6. Counties—Employees, Payroll, and Establishments by Industry: 2002—Con.**

[Excludes most government employees, railroad employees, and self-employed persons. Size class 1 to 4 includes establishments with payroll, but no employees, during mid-March pay period. (D) denotes figures withheld to avoid disclosing data for individual companies; the data are included in broader industry totals. Detailed industries with 100 or more employees are shown if industry was not a (D). For explanation of terms, abbreviations, and data reliability/comparability, see introductory text]

NAICS code	Industry	Number of employees for week including March 12	Payroll (\$1,000)		Total number of establishments	Number of establishments by employment-size class								
			First quarter	Annual		1 to 4	5 to 9	10 to 19	20 to 49	50 to 99	100 to 249	250 to 499	500 to 999	1,000 or more
<b>CATAWBA—Con.</b>														
<b>31-33 Manufacturing—Con.</b>														
313	Textile mills .....	2 791	19 190	72 308	31	2	5	1	4	10	7	2	—	—
3131	Fiber, yarn & thread mills .....	800	4 990	20 925	10	—	—	1	1	4	4	—	—	—
31311	Fiber, yarn & thread mills .....	800	4 990	20 925	10	—	—	1	1	4	4	—	—	—
3132	Fabric mills .....	1 276	9 387	32 945	8	1	1	—	1	2	1	2	—	—
31321	Broadwoven fabric mills .....	(F)	(D)	(D)	3	—	1	—	—	1	—	1	—	—
31322	Narrow fabric mills & schiffli mach embroidery .....	(C)	(D)	(D)	2	—	—	—	—	1	1	—	—	—
31324	Knit fabric mills .....	(E)	(D)	(D)	3	1	—	—	1	—	—	1	—	—
3133	Textile, fabric finishing, fabric coating mills .....	715	4 813	18 438	13	1	4	—	2	4	2	—	—	—
31331	Textile & fabric finishing mills .....	(F)	(D)	(D)	12	1	4	—	2	3	2	—	—	—
313311	Broadwoven fabric finishing mills .....	361	2 672	10 371	6	1	2	—	—	2	1	—	—	—
314	Textile product mills .....	1 158	6 172	23 940	22	6	2	4	4	2	3	1	—	—
3141	Textile furnishings mills .....	686	3 585	13 767	11	3	1	1	4	—	1	1	—	—
31412	Curtain & linen mills .....	686	3 585	13 767	11	3	1	1	4	—	1	1	—	—
3149	Other textile product mills .....	472	2 587	10 173	11	3	1	3	—	2	2	—	—	—
31499	All other textile product mills .....	(E)	(D)	(D)	10	3	1	2	—	2	2	—	—	—
315	Apparel manufacturing .....	2 911	15 762	68 632	45	8	4	10	8	4	9	1	1	—
3151	Apparel knitting mills .....	2 824	15 377	66 914	41	7	4	9	6	4	9	1	1	—
31511	Hosiery & sock mills .....	2 684	14 548	63 581	38	7	4	8	5	4	8	1	1	—
315119	Other hosiery & sock mills .....	2 623	14 363	62 770	33	6	3	5	5	4	8	1	1	—
31519	Other apparel knitting mills .....	140	829	3 333	3	—	—	1	1	—	1	—	—	—
315191	Outerwear knitting mills .....	140	829	3 333	3	—	—	1	1	—	1	—	—	—
316	Leather & allied product mfg .....	(E)	(D)	(D)	5	3	1	—	—	—	—	1	—	—
3161	Leather & hide tanning & finishing .....	(E)	(D)	(D)	5	3	1	—	—	—	—	1	—	—
31611	Leather & hide tanning & finishing .....	(E)	(D)	(D)	5	3	1	—	—	—	—	1	—	—
321	Wood product mfg .....	837	4 903	19 873	34	6	4	10	11	1	2	—	—	—
3219	Other wood product mfg .....	768	4 505	18 147	28	4	4	7	10	1	2	—	—	—
32191	Millwork .....	524	2 957	11 815	19	3	2	5	7	1	1	—	—	—
321912	Cut stock, resawing lumber & planing .....	463	2 617	10 246	15	1	2	4	6	1	1	—	—	—
32199	All other wood product mfg .....	177	1 159	4 701	6	1	1	2	1	—	1	—	—	—
321999	All other miscellaneous wood product mfg ..	177	1 159	4 701	6	1	1	2	1	—	1	—	—	—
322	Paper mfg .....	1 023	8 248	35 892	11	1	—	2	3	1	2	2	—	—
3222	Converted paper product mfg .....	1 023	8 248	35 892	11	1	—	2	3	1	2	2	—	—
32221	Paperboard container mfg .....	(F)	(D)	(D)	9	—	—	2	3	1	2	1	—	—
322211	Corrugated & solid fiber box mfg .....	393	3 025	12 698	4	—	—	—	1	1	2	—	—	—
32222	Paper bag & coated & treated paper mfg .....	(E)	(D)	(D)	1	—	—	—	—	—	—	1	—	—
323	Printing & related support activities .....	395	3 257	13 245	22	6	6	6	3	—	1	—	—	—
3231	Printing & related support activities .....	395	3 257	13 245	22	6	6	6	3	—	1	—	—	—
32311	Printing .....	(E)	(D)	(D)	20	6	6	6	1	—	1	—	—	—
323110	Commercial lithographic printing .....	273	2 498	9 936	12	3	4	3	1	—	1	—	—	—
326	Plastics & rubber products mfg .....	2 778	20 086	77 922	38	2	2	7	8	10	8	1	—	—
3261	Plastics product mfg .....	2 339	16 547	64 288	30	1	1	6	5	9	8	—	—	—
32611	Unsupported plastics film, sheet, & bag mfg ..	(C)	(D)	(D)	2	—	—	—	1	—	1	—	—	—
32614	Polystyrene foam product mfg .....	190	1 246	4 679	3	—	—	1	—	2	—	—	—	—
326140	Polystyrene foam product mfg .....	190	1 246	4 679	3	—	—	1	—	2	—	—	—	—
32615	Foam product (exc polystyrene) mfg .....	1 158	7 273	27 045	13	—	—	1	4	4	4	—	—	—
326150	Foam product (exc polystyrene) mfg .....	1 158	7 273	27 045	13	—	—	1	4	4	4	—	—	—
32619	Other plastics product mfg .....	726	5 790	23 987	11	1	1	4	—	2	3	—	—	—
326199	All other plastics product mfg .....	726	5 790	23 987	11	1	1	4	—	2	3	—	—	—
3262	Rubber product mfg .....	439	3 539	13 634	8	1	1	1	3	1	—	1	—	—
32629	Other rubber product mfg .....	(E)	(D)	(D)	6	—	1	—	3	1	—	1	—	—
327	Nonmetallic mineral product mfg .....	1 016	9 220	40 878	13	3	1	2	3	1	1	2	—	—
3272	Glass & glass product mfg .....	(E)	(D)	(D)	1	—	—	—	—	—	—	1	—	—
32721	Glass & glass product mfg .....	(E)	(D)	(D)	1	—	—	—	—	—	—	1	—	—
3273	Cement & concrete product mfg .....	183	1 739	7 918	8	2	—	2	3	1	—	—	—	—
32732	Ready-mix concrete mfg .....	(C)	(D)	(D)	4	1	—	1	1	1	—	—	—	—
3279	Other nonmetallic mineral product mfg .....	(E)	(D)	(D)	4	1	1	—	—	—	1	1	—	—
32791	Abrasive product mfg .....	(E)	(D)	(D)	3	1	—	—	—	—	1	1	—	—
331	Primary metal mfg .....	227	1 607	6 688	4	1	—	—	1	1	1	—	—	—
3312	Steel product mfg from purchased steel .....	(C)	(D)	(D)	1	—	—	—	—	—	1	—	—	—
33122	Rolling & drawing of purchased steel .....	(C)	(D)	(D)	1	—	—	—	—	—	1	—	—	—
332	Fabricated metal product mfg .....	2 043	10 345	42 615	39	10	10	7	5	3	2	—	2	—
3322	Cutlery & handtool mfg .....	234	1 932	7 705	4	1	—	—	1	1	1	—	—	—
33221	Cutlery & handtool mfg .....	234	1 932	7 705	4	1	—	—	1	1	1	—	—	—
3323	Architectural & structural metals mfg .....	162	1 180	4 893	6	1	1	—	3	1	—	—	—	—
3325	Hardware mfg .....	(F)	(D)	(D)	1	—	—	—	—	—	—	—	1	—
33251	Hardware mfg .....	(F)	(D)	(D)	1	—	—	—	—	—	—	—	1	—
3326	Spring & wire product mfg .....	852	3 731	14 938	6	—	2	2	—	—	1	—	1	—
33261	Spring & wire product mfg .....	852	3 731	14 938	6	—	2	2	—	—	1	—	1	—
333	Machinery mfg .....	219	1 852	7 278	17	6	7	1	2	1	—	—	—	—
334	Computer & electronic product mfg .....	1 229	11 978	41 891	15	3	1	4	1	1	4	1	—	—
3342	Communications equipment mfg .....	999	9 798	34 243	10	2	—	3	1	—	3	1	—	—
33422	Radio, TV broadcast & wireless comm equip mfg .....	(F)	(D)	(D)	8	2	—	2	1	—	2	1	—	—
33429	Other communications equipment mfg .....	(C)	(D)	(D)	2	—	—	1	—	—	1	—	—	—
3344	Semiconductor & oth electronic component mfg .....	(C)	(D)	(D)	2	—	—	—	—	1	1	—	—	—
33441	Semiconductor & oth electronic component mfg .....	(C)	(D)	(D)	2	—	—	—	—	1	1	—	—	—

See footnotes at end of table.

**Table 6. Counties—Employees, Payroll, and Establishments by Industry: 2002—Con.**

[Excludes most government employees, railroad employees, and self-employed persons. Size class 1 to 4 includes establishments with payroll, but no employees, during mid-March pay period. (D) denotes figures withheld to avoid disclosing data for individual companies; the data are included in broader industry totals. Detailed industries with 100 or more employees are shown if industry was not a (D). For explanation of terms, abbreviations, and data reliability/comparability, see introductory text]

NAICS code	Industry	Number of employees for week including March 12	Payroll (\$1,000)		Total number of establishments	Number of establishments by employment-size class									
			First quarter	Annual		1 to 4	5 to 9	10 to 19	20 to 49	50 to 99	100 to 249	250 to 499	500 to 999	1,000 or more	
<b>CATAWBA—Con.</b>															
<b>31-33 Manufacturing—Con.</b>															
335	Electrical equip, appliance & component mfg . . . . .	3 360	32 306	127 737	9	1	—	—	1	—	3	1	2	1	
3351	Electric lighting equipment mfg . . . . .	(C)	(D)	(D)	1	—	—	—	—	—	1	—	—	—	
33512	Lighting fixture mfg . . . . .	(C)	(D)	(D)	1	—	—	—	—	—	1	—	—	—	
3359	Other electrical equipment & component mfg . . . . .	(H)	(D)	(D)	7	1	—	—	—	—	2	1	2	1	
33592	Communication & energy wire & cable mfg . . . . .	(H)	(D)	(D)	7	1	—	—	—	—	2	1	2	1	
336	Transportation equipment mfg . . . . .	422	4 154	18 522	10	3	3	1	1	1	—	1	—	—	
3363	Motor vehicle parts mfg . . . . .	(E)	(D)	(D)	4	—	2	—	1	—	—	1	—	—	
33635	MV transmission & power train parts mfg . . . . .	(E)	(D)	(D)	1	—	—	—	—	—	—	1	—	—	
337	Furniture & related product mfg . . . . .	14 636	93 574	389 820	172	28	25	17	40	19	25	12	6	—	
3371	HH & institutional furniture & kitchen cabinet mfg . . . . .	13 211	86 004	356 061	130	21	19	9	26	14	25	10	6	—	
33712	Household & institutional furniture mfg . . . . .	13 114	85 420	353 834	121	18	17	7	24	14	25	10	6	—	
337121	Upholstered household furniture mfg . . . . .	10 017	68 245	285 565	91	9	13	6	18	13	21	7	4	—	
337122	Nonupholstered wood household furniture mfg . . . . .	2 692	14 492	56 282	21	5	3	1	3	1	4	2	2	—	
3372	Office furniture (including fixtures) mfg . . . . .	(G)	(D)	(D)	41	7	6	8	14	4	—	2	—	—	
33721	Office furniture (including fixtures) mfg . . . . .	(G)	(D)	(D)	41	7	6	8	14	4	—	2	—	—	
337211	Wood office furniture mfg . . . . .	725	4 242	18 416	6	—	1	—	2	1	—	2	—	—	
339	Miscellaneous mfg . . . . .	421	3 409	13 362	16	9	2	—	3	—	2	—	—	—	
3391	Medical equipment & supplies mfg . . . . .	194	2 310	7 973	8	5	2	—	—	—	1	—	—	—	
33911	Medical equipment & supplies mfg . . . . .	194	2 310	7 973	8	5	2	—	—	—	1	—	—	—	
3399	Other miscellaneous mfg . . . . .	227	1 099	5 389	8	4	—	—	3	—	1	—	—	—	
33999	All other misc mfg . . . . .	195	951	4 669	4	1	—	—	2	—	1	—	—	—	
339999	All other miscellaneous mfg . . . . .	195	951	4 669	4	1	—	—	2	—	1	—	—	—	
<b>42</b>	<b>Wholesale trade . . . . .</b>	<b>5 745</b>	<b>52 510</b>	<b>219 012</b>	<b>299</b>	<b>141</b>	<b>62</b>	<b>53</b>	<b>29</b>	<b>4</b>	<b>6</b>	<b>3</b>	—	<b>1</b>	
421	Wholesale trade, durable goods . . . . .	2 014	18 483	76 735	202	97	45	39	18	1	1	1	—	—	
4211	Motor vehicle, motor vehicle pt & supply whsle . . . . .	290	2 202	9 161	24	8	6	6	3	1	—	—	—	—	
42111	Automobile & other motor vehicle whsle . . . . .	165	1 542	6 241	9	3	1	2	2	1	—	—	—	—	
421110	Automobile & other motor vehicle whsle . . . . .	165	1 542	6 241	9	3	1	2	2	1	—	—	—	—	
4212	Furniture & home furnishing whsle . . . . .	477	3 185	12 890	26	14	5	3	3	—	—	1	—	—	
42121	Furniture whsle . . . . .	131	875	3 816	21	12	5	2	2	—	—	—	—	—	
421210	Furniture whsle . . . . .	131	875	3 816	21	12	5	2	2	—	—	—	—	—	
42122	Home furnishing whsle . . . . .	346	2 310	9 074	5	2	—	1	1	—	—	1	—	—	
421220	Home furnishing whsle . . . . .	346	2 310	9 074	5	2	—	1	1	—	—	1	—	—	
4214	Professional & commercial equip & supp whsle . . . . .	128	1 111	4 374	17	7	5	4	1	—	—	—	—	—	
4215	Metal & mineral (except petroleum) whsle . . . . .	226	3 702	15 662	7	2	1	2	1	—	1	—	—	—	
42151	Metal service centers & offices whsle . . . . .	226	3 702	15 662	7	2	1	2	1	—	1	—	—	—	
421510	Metal service centers & offices whsle . . . . .	226	3 702	15 662	7	2	1	2	1	—	1	—	—	—	
4216	Electrical goods whsle . . . . .	149	1 527	6 230	14	5	2	5	2	—	—	—	—	—	
4217	Hardware, plumb & heating equip & sup whsle . . . . .	107	1 013	4 945	19	13	2	3	1	—	—	—	—	—	
4218	Machinery, equipment & supplies whsle . . . . .	511	4 822	19 210	65	28	17	14	6	—	—	—	—	—	
42183	Industrial machinery & equipment whsle . . . . .	288	2 759	10 831	30	10	7	9	4	—	—	—	—	—	
421830	Industrial machinery & equipment whsle . . . . .	288	2 759	10 831	30	10	7	9	4	—	—	—	—	—	
422	Wholesale trade, nondurable goods . . . . .	3 731	34 027	142 277	97	44	17	14	11	3	5	2	—	1	
4222	Drugs & druggists' sundries whsle . . . . .	(C)	(D)	(D)	4	2	—	1	—	—	1	—	—	—	
42221	Drugs & druggists' sundries whsle . . . . .	(C)	(D)	(D)	4	2	—	1	—	—	1	—	—	—	
4223	Apparel, piece goods & notions whsle . . . . .	647	5 542	21 219	18	10	3	1	1	1	1	1	—	—	
42231	Piece goods, notions & other dry goods whsle . . . . .	543	4 910	18 745	11	6	2	1	—	—	1	1	—	—	
422310	Piece goods, notions & other dry goods whsle . . . . .	543	4 910	18 745	11	6	2	1	—	—	1	1	—	—	
4224	Grocery & related product whsle . . . . .	1 915	18 505	80 963	10	3	1	—	2	—	2	1	—	1	
42241	General line grocery whsle . . . . .	(G)	(D)	(D)	3	1	—	—	—	—	—	1	—	1	
42249	Other grocery & related products whsle . . . . .	(E)	(D)	(D)	5	1	—	—	2	—	2	—	—	—	
4226	Chemical & allied products whsle . . . . .	107	860	3 539	10	4	3	—	3	—	—	—	—	—	
4228	Beer, wine, distilled alcoholic beverage whsle . . . . .	158	1 526	6 009	4	—	—	—	4	—	—	—	—	—	
42281	Beer & ale whsle . . . . .	(C)	(D)	(D)	3	—	—	—	3	—	—	—	—	—	
4229	Miscellaneous nondurable goods whsle . . . . .	522	4 378	18 424	27	12	5	6	1	2	1	—	—	—	
42294	Tobacco & tobacco product whsle . . . . .	(C)	(D)	(D)	1	—	—	—	—	—	1	—	—	—	
42299	Other miscellaneous nondurable goods whsle . . . . .	184	1 578	7 151	20	11	2	6	—	1	—	—	—	—	
422990	Other miscellaneous nondurable goods whsle . . . . .	184	1 578	7 151	20	11	2	6	—	1	—	—	—	—	
<b>44-45</b>	<b>Retail trade . . . . .</b>	<b>10 688</b>	<b>50 431</b>	<b>208 128</b>	<b>794</b>	<b>325</b>	<b>232</b>	<b>111</b>	<b>76</b>	<b>35</b>	<b>14</b>	<b>1</b>	—	—	
441	Motor vehicle & parts dealers . . . . .	1 727	13 587	56 822	123	54	23	21	16	8	1	—	—	—	
4411	Automobile dealers . . . . .	1 131	9 800	39 680	64	32	9	8	7	7	1	—	—	—	
44111	New car dealers . . . . .	832	7 615	30 825	19	4	—	1	7	6	1	—	—	—	
441110	New car dealers . . . . .	832	7 615	30 825	19	4	—	1	7	6	1	—	—	—	
44112	Used car dealers . . . . .	299	2 185	8 855	45	28	9	7	—	1	—	—	—	—	
441120	Used car dealers . . . . .	299	2 185	8 855	45	28	9	7	—	1	—	—	—	—	
4412	Other motor vehicle dealers . . . . .	155	1 071	5 461	13	6	—	4	3	—	—	—	—	—	
4413	Automotive parts, accessories & tire stores . . . . .	441	2 716	11 681	46	16	14	9	6	1	—	—	—	—	
44131	Automotive parts, accessories & tire stores . . . . .	265	1 426	6 229	28	11	8	4	4	1	—	—	—	—	
441310	Automotive parts, accessories & tire stores . . . . .	265	1 426	6 229	28	11	8	4	4	1	—	—	—	—	
44132	Tire dealers . . . . .	176	1 290	5 452	18	5	6	5	2	—	—	—	—	—	
441320	Tire dealers . . . . .	176	1 290	5 452	18	5	6	5	2	—	—	—	—	—	

See footnotes at end of table.

**Table 6. Counties—Employees, Payroll, and Establishments by Industry: 2002—Con.**

[Excludes most government employees, railroad employees, and self-employed persons. Size class 1 to 4 includes establishments with payroll, but no employees, during mid-March pay period. (D) denotes figures withheld to avoid disclosing data for individual companies; the data are included in broader industry totals. Detailed industries with 100 or more employees are shown if industry was not a (D). For explanation of terms, abbreviations, and data reliability/comparability, see introductory text]

NAICS code	Industry	Number of employees for week including March 12	Payroll (\$1,000)		Total number of establishments	Number of establishments by employment-size class								
			First quarter	Annual		1 to 4	5 to 9	10 to 19	20 to 49	50 to 99	100 to 249	250 to 499	500 to 999	1,000 or more
<b>CATAWBA—Con.</b>														
<b>44-45 Retail trade—Con.</b>														
442	Furniture & home furnishing stores	723	4 428	18 169	88	41	24	13	9	1	—	—	—	—
4421	Furniture stores	473	3 338	13 945	55	25	15	9	5	1	—	—	—	—
44211	Furniture stores	473	3 338	13 945	55	25	15	9	5	1	—	—	—	—
442110	Furniture stores	473	3 338	13 945	55	25	15	9	5	1	—	—	—	—
4422	Home furnishings stores	250	1 090	4 224	33	16	9	4	4	—	—	—	—	—
44229	Other home furnishings stores	163	532	2 012	21	12	4	2	3	—	—	—	—	—
443	Electronics & appliance stores	354	2 301	8 305	34	19	7	3	3	1	1	—	—	—
4431	Electronics & appliance stores	354	2 301	8 305	34	19	7	3	3	1	1	—	—	—
44311	Appliance, TV & all other electronics stores	302	1 905	6 991	24	11	6	3	2	1	1	—	—	—
443112	Radio, television & other electronics stores	230	1 378	4 900	14	5	5	1	1	1	1	—	—	—
444	Bldg material & garden equip & supp dealers	862	5 495	22 760	67	24	19	17	4	1	2	—	—	—
4441	Building material & supplies dealers	737	4 931	20 066	52	19	14	14	2	1	2	—	—	—
44411	Home centers	302	1 650	5 907	3	—	1	—	—	—	2	—	—	—
444110	Home centers	302	1 650	5 907	3	—	1	—	—	—	2	—	—	—
44419	Other building material dealers	324	2 530	11 099	33	11	12	7	2	1	—	—	—	—
444190	Other building material dealers	324	2 530	11 099	33	11	12	7	2	1	—	—	—	—
4442	Lawn & garden equip & supplies stores	125	564	2 754	15	5	5	3	2	—	—	—	—	—
445	Food & beverage stores	1 764	6 103	24 441	66	25	14	2	5	19	1	—	—	—
4451	Grocery stores	1 711	5 771	23 086	53	16	11	1	5	19	1	—	—	—
44511	Grocery (except convenience) stores	1 641	5 608	22 415	37	8	4	—	5	19	1	—	—	—
445110	Grocery (except convenience) stores	1 641	5 608	22 415	37	8	4	—	5	19	1	—	—	—
446	Health & personal care stores	578	2 700	12 259	54	16	17	10	10	1	—	—	—	—
4461	Health & personal care stores	578	2 700	12 259	54	16	17	10	10	1	—	—	—	—
44611	Pharmacies & drug stores	446	2 111	9 760	32	7	7	8	9	1	—	—	—	—
446110	Pharmacies & drug stores	446	2 111	9 760	32	7	7	8	9	1	—	—	—	—
447	Gasoline stations	457	1 634	6 835	92	42	45	4	1	—	—	—	—	—
4471	Gasoline stations	457	1 634	6 835	92	42	45	4	1	—	—	—	—	—
44711	Gasoline stations with convenience stores	406	1 408	5 908	79	32	43	3	1	—	—	—	—	—
447110	Gasoline stations with convenience stores	406	1 408	5 908	79	32	43	3	1	—	—	—	—	—
448	Clothing & clothing accessories stores	1 142	2 935	12 542	109	39	33	19	16	2	—	—	—	—
4481	Clothing stores	875	2 050	8 703	69	22	18	15	12	2	—	—	—	—
44812	Women's clothing stores	230	497	1 910	29	15	6	6	2	—	—	—	—	—
448120	Women's clothing stores	230	497	1 910	29	15	6	6	2	—	—	—	—	—
44814	Family clothing stores	416	1 075	4 827	17	1	3	4	7	2	—	—	—	—
448140	Family clothing stores	416	1 075	4 827	17	1	3	4	7	2	—	—	—	—
4482	Shoe stores	143	336	1 377	16	5	6	2	3	—	—	—	—	—
44821	Shoe stores	143	336	1 377	16	5	6	2	3	—	—	—	—	—
448210	Shoe stores	143	336	1 377	16	5	6	2	3	—	—	—	—	—
4483	Jewelry, luggage & leather goods stores	124	549	2 462	24	12	9	2	1	—	—	—	—	—
44831	Jewelry stores	(C)	(D)	(D)	22	10	9	2	1	—	—	—	—	—
451	Sporting goods, hobby, book & music stores	491	1 689	6 937	40	17	10	6	5	2	—	—	—	—
4511	Sporting goods, hobby, musical instrument stores	372	1 364	5 593	28	11	7	4	5	1	—	—	—	—
45111	Sporting goods stores	133	535	2 156	17	9	4	2	2	—	—	—	—	—
451110	Sporting goods stores	133	535	2 156	17	9	4	2	2	—	—	—	—	—
45112	Hobby, toy & game stores	214	729	3 092	7	1	1	1	3	1	—	—	—	—
451120	Hobby, toy & game stores	214	729	3 092	7	1	1	1	3	1	—	—	—	—
4512	Book, periodical & music stores	119	325	1 344	12	6	3	2	—	1	—	—	—	—
452	General merchandise stores	2 002	7 047	29 387	29	1	12	3	3	—	9	1	—	—
4521	Department stores	1 415	4 824	20 246	9	—	—	1	—	—	7	1	—	—
45211	Department stores	1 415	4 824	20 246	9	—	—	1	—	—	7	1	—	—
452110	Department stores	1 415	4 824	20 246	9	—	—	1	—	—	7	1	—	—
4529	Other general merchandise stores	587	2 223	9 141	20	1	12	2	3	—	2	—	—	—
45291	Warehouse clubs & superstores	(E)	(D)	(D)	2	—	—	—	—	—	2	—	—	—
45299	All other general merchandise stores	(C)	(D)	(D)	18	1	12	2	3	—	—	—	—	—
453	Miscellaneous store retailers	444	1 758	6 753	66	30	24	10	2	—	—	—	—	—
4532	Office supplies, stationery & gift stores	174	530	2 040	15	3	5	6	1	—	—	—	—	—
4539	Other miscellaneous store retailers	149	949	3 633	29	17	10	1	1	—	—	—	—	—
454	Nonstore retailers	144	754	2 918	26	17	4	3	2	—	—	—	—	—
<b>48-49</b>	<b>Transportation &amp; warehousing</b>	<b>2 436</b>	<b>18 819</b>	<b>78 706</b>	<b>125</b>	<b>67</b>	<b>18</b>	<b>10</b>	<b>15</b>	<b>8</b>	<b>6</b>	<b>1</b>	—	—
484	Truck transportation	1 929	15 807	65 472	86	44	11	7	12	7	4	1	—	—
4841	General freight trucking	1 633	13 810	57 442	65	32	6	7	10	6	3	1	—	—
48411	General freight trucking, local	381	2 584	12 097	14	8	2	1	2	—	—	1	—	—
484110	General freight trucking, local	381	2 584	12 097	14	8	2	1	2	—	—	1	—	—
48412	General freight trucking, long-distance	1 252	11 226	45 345	51	24	4	6	8	6	3	—	—	—
484121	General freight trucking, long-distance, TL	485	3 948	16 117	33	22	4	4	1	—	2	—	—	—
484122	General freight trucking, long-distance, LTL	767	7 278	29 228	18	2	—	2	7	6	1	—	—	—
4842	Specialized freight trucking	296	1 997	8 030	21	12	5	—	2	1	1	—	—	—
48421	Used household & office goods moving	112	818	3 301	7	4	1	—	1	1	—	—	—	—
484210	Used household & office goods moving	112	818	3 301	7	4	1	—	1	1	—	—	—	—
48423	Specialized freight (exc used) trucking, LDist	(C)	(D)	(D)	6	3	1	—	1	—	1	—	—	—
488	Transportation support activities	226	1 497	6 543	14	6	4	2	1	—	1	—	—	—
4885	Freight transportation arrangement	167	983	4 470	8	4	3	—	—	—	1	—	—	—
48851	Freight transportation arrangement	167	983	4 470	8	4	3	—	—	—	1	—	—	—
488510	Freight transportation arrangement	167	983	4 470	8	4	3	—	—	—	1	—	—	—
492	Couriers & messengers	(C)	(D)	(D)	11	5	2	1	1	1	1	—	—	—
4921	Couriers	(C)	(D)	(D)	6	2	1	—	1	1	1	—	—	—
49211	Couriers	(C)	(D)	(D)	6	2	1	—	1	1	1	—	—	—

See footnotes at end of table.

**Table 6. Counties—Employees, Payroll, and Establishments by Industry: 2002—Con.**

[Excludes most government employees, railroad employees, and self-employed persons. Size class 1 to 4 includes establishments with payroll, but no employees, during mid-March pay period. (D) denotes figures withheld to avoid disclosing data for individual companies; the data are included in broader industry totals. Detailed industries with 100 or more employees are shown if industry was not a (D). For explanation of terms, abbreviations, and data reliability/comparability, see introductory text]

NAICS code	Industry	Number of employees for week including March 12	Payroll (\$1,000)		Total number of establishments	Number of establishments by employment-size class								
			First quarter	Annual		1 to 4	5 to 9	10 to 19	20 to 49	50 to 99	100 to 249	250 to 499	500 to 999	1,000 or more
<b>CATAWBA—Con.</b>														
<b>51</b>	<b>Information</b>	<b>743</b>	<b>6 202</b>	<b>24 661</b>	<b>53</b>	<b>30</b>	<b>6</b>	<b>7</b>	<b>7</b>	<b>1</b>	<b>2</b>	—	—	—
511	Publishing industries	(C)	(D)	(D)	8	4	1	1	1	—	1	—	—	—
5111	Newspaper, periodical, book, database publishers	(C)	(D)	(D)	6	3	—	1	1	—	1	—	—	—
51111	Newspaper publishers	173	863	3 987	5	2	—	1	1	—	1	—	—	—
511110	Newspaper publishers	173	863	3 987	5	2	—	1	1	—	1	—	—	—
512	Motion picture & sound recording industries	108	256	1 197	9	5	1	1	2	—	—	—	—	—
5121	Motion picture & video industries	(C)	(D)	(D)	8	4	1	1	2	—	—	—	—	—
513	Broadcasting & telecommunications	439	4 781	17 805	29	14	4	5	4	1	1	—	—	—
5132	Cable networks & program distribution	(C)	(D)	(D)	2	1	—	—	—	—	1	—	—	—
51322	Cable & other program distribution	(C)	(D)	(D)	2	1	—	—	—	—	1	—	—	—
5133	Telecommunications	257	3 472	12 406	20	10	4	1	4	1	—	—	—	—
51331	Wired telecommunications carriers	185	2 622	9 462	11	6	1	—	3	1	—	—	—	—
513310	Wired telecommunications carriers	185	2 622	9 462	11	6	1	—	3	1	—	—	—	—
<b>52</b>	<b>Finance &amp; insurance</b>	<b>2 024</b>	<b>14 619</b>	<b>58 463</b>	<b>244</b>	<b>133</b>	<b>60</b>	<b>28</b>	<b>20</b>	<b>2</b>	<b>1</b>	—	—	—
522	Credit intermediation & related activities	1 339	8 520	33 302	110	39	36	19	13	2	1	—	—	—
5221	Depository credit intermediation	1 086	6 450	24 643	59	8	21	15	12	2	1	—	—	—
52211	Commercial banking	1 030	6 154	23 367	53	5	20	14	11	2	1	—	—	—
522110	Commercial banking	1 030	6 154	23 367	53	5	20	14	11	2	1	—	—	—
5222	Nondepository credit intermediation	185	1 683	6 892	35	20	11	3	1	—	—	—	—	—
52229	Other nondepository credit intermediation	(C)	(D)	(D)	33	19	10	3	1	—	—	—	—	—
522292	Real estate credit	109	1 058	4 195	14	7	3	3	1	—	—	—	—	—
523	Security, commodity contracts & like activity	(C)	(D)	(D)	26	19	1	5	1	—	—	—	—	—
524	Insurance carriers & related activities	(F)	(D)	(D)	107	74	23	4	6	—	—	—	—	—
5241	Insurance carriers	(C)	(D)	(D)	11	3	3	1	4	—	—	—	—	—
52411	Direct life, health, medical insurance carriers	114	1 078	4 111	5	1	—	1	3	—	—	—	—	—
5242	Agencies & other insurance related activities	382	2 989	12 887	96	71	20	3	2	—	—	—	—	—
52421	Insurance agencies & brokerages	305	2 434	10 362	88	66	18	3	1	—	—	—	—	—
524210	Insurance agencies & brokerages	305	2 434	10 362	88	66	18	3	1	—	—	—	—	—
<b>53</b>	<b>Real estate &amp; rental &amp; leasing</b>	<b>1 011</b>	<b>7 908</b>	<b>33 472</b>	<b>154</b>	<b>110</b>	<b>33</b>	<b>8</b>	<b>1</b>	<b>1</b>	—	<b>1</b>	—	—
531	Real estate	(E)	(D)	(D)	109	90	16	2	1	—	—	—	—	—
5311	Lessors of real estate	122	780	3 207	44	36	7	1	—	—	—	—	—	—
5313	Activities related to real estate	(C)	(D)	(D)	31	26	3	1	1	—	—	—	—	—
532	Rental & leasing services	688	5 698	24 102	44	20	16	6	—	1	—	1	—	—
5321	Automotive equipment rental & leasing	534	4 981	21 008	14	6	5	1	—	1	—	1	—	—
53212	Truck, utility trailer & RV rental & leasing	521	4 916	20 747	11	4	4	1	—	1	—	1	—	—
532120	Truck, utility trailer & RV rental & leasing	521	4 916	20 747	11	4	4	1	—	1	—	1	—	—
5322	Consumer goods rental	113	396	1 686	21	11	6	4	—	—	—	—	—	—
<b>54</b>	<b>Professional, scientific &amp; technical services</b>	<b>1 561</b>	<b>11 656</b>	<b>49 374</b>	<b>312</b>	<b>209</b>	<b>61</b>	<b>28</b>	<b>12</b>	<b>2</b>	—	—	—	—
541	Professional, scientific & technical services	1 561	11 656	49 374	312	209	61	28	12	2	—	—	—	—
5411	Legal services	251	1 914	9 636	62	42	16	2	2	—	—	—	—	—
54111	Offices of lawyers	(E)	(D)	(D)	61	41	16	2	2	—	—	—	—	—
5412	Accounting, tax prep, bookkeep, payroll services	371	2 820	10 406	72	51	10	7	4	—	—	—	—	—
54121	Accounting, tax prep, bookkeep, payroll services	371	2 820	10 406	72	51	10	7	4	—	—	—	—	—
541211	Offices of certified public accountants	217	1 802	6 825	39	25	7	5	2	—	—	—	—	—
541213	Tax preparation services	111	710	2 464	14	9	1	2	2	—	—	—	—	—
5413	Architectural, engineering & related services	221	1 746	7 230	50	34	9	5	2	—	—	—	—	—
54133	Engineering services	139	1 218	5 129	25	14	5	4	2	—	—	—	—	—
541330	Engineering services	139	1 218	5 129	25	14	5	4	2	—	—	—	—	—
5416	Management, sci & tech consulting services	257	2 293	9 248	39	26	6	4	2	1	—	—	—	—
54161	Management consulting services	218	2 124	8 276	33	22	6	3	1	1	—	—	—	—
541612	Human res & exec search consulting services	114	996	3 597	6	3	1	1	—	1	—	—	—	—
5419	Oth professional, scientific, technical services	267	1 099	5 548	37	20	9	5	2	1	—	—	—	—
54194	Veterinary services	138	651	3 050	13	3	4	4	2	—	—	—	—	—
541940	Veterinary services	138	651	3 050	13	3	4	4	2	—	—	—	—	—
<b>55</b>	<b>Management of companies &amp; enterprises</b>	<b>2 799</b>	<b>38 026</b>	<b>137 210</b>	<b>31</b>	<b>9</b>	<b>3</b>	<b>8</b>	<b>4</b>	<b>2</b>	<b>3</b>	<b>1</b>	—	<b>1</b>
551	Management of companies & enterprises	2 799	38 026	137 210	31	9	3	8	4	2	3	1	—	1
5511	Management of companies & enterprises	2 799	38 026	137 210	31	9	3	8	4	2	3	1	—	1
55111	Management of companies & enterprises	2 799	38 026	137 210	31	9	3	8	4	2	3	1	—	1
551114	Corp, subsidiary & regional managing offices	2 755	37 145	134 007	25	6	3	5	4	2	3	1	—	1
<b>56</b>	<b>Admin, support, waste mgt, remediation services</b>	<b>2 947</b>	<b>14 277</b>	<b>67 109</b>	<b>179</b>	<b>109</b>	<b>29</b>	<b>12</b>	<b>15</b>	<b>7</b>	<b>5</b>	<b>2</b>	—	—

See footnotes at end of table.

**Table 6. Counties—Employees, Payroll, and Establishments by Industry: 2002—Con.**

[Excludes most government employees, railroad employees, and self-employed persons. Size class 1 to 4 includes establishments with payroll, but no employees, during mid-March pay period. (D) denotes figures withheld to avoid disclosing data for individual companies; the data are included in broader industry totals. Detailed industries with 100 or more employees are shown if industry was not a (D). For explanation of terms, abbreviations, and data reliability/comparability, see introductory text]

NAICS code	Industry	Number of employees for week including March 12	Payroll (\$1,000)		Total number of establishments	Number of establishments by employment-size class								
			First quarter	Annual		1 to 4	5 to 9	10 to 19	20 to 49	50 to 99	100 to 249	250 to 499	500 to 999	1,000 or more
<b>CATAWBA—Con.</b>														
<b>56</b>	<b>Admin, support, waste mgt, remediation services—Con.</b>													
561	Administrative & support services . . . . .	(H)	(D)	(D)	173	105	29	12	14	7	4	2	—	—
5613	Employment services . . . . .	1 547	7 982	38 113	24	5	2	3	5	4	4	1	—	—
56131	Employment placement agencies . . . . .	(E)	(D)	(D)	4	1	1	—	1	—	1	—	—	—
56132	Temporary help services . . . . .	1 120	6 105	30 053	18	4	1	2	4	4	2	1	—	—
561320	Temporary help services . . . . .	1 120	6 105	30 053	18	4	1	2	4	4	2	1	—	—
56133	Employee leasing services . . . . .	(C)	(D)	(D)	2	—	—	1	—	—	1	—	—	—
5616	Investigation & security services . . . . .	313	1 089	4 725	10	6	2	1	—	—	—	1	—	—
56161	Investigation, guard & armored car services . . . . .	(E)	(D)	(D)	4	2	1	—	—	—	—	1	—	—
5617	Services to buildings & dwellings . . . . .	563	1 916	8 157	89	59	15	7	7	1	—	—	—	—
56172	Janitorial services . . . . .	314	729	2 799	32	21	3	3	4	1	—	—	—	—
561720	Janitorial services . . . . .	314	729	2 799	32	21	3	3	4	1	—	—	—	—
56173	Landscaping services . . . . .	179	791	3 723	45	34	7	1	3	—	—	—	—	—
561730	Landscaping services . . . . .	179	791	3 723	45	34	7	1	3	—	—	—	—	—
5619	Other support services . . . . .	231	1 187	5 770	13	9	—	1	1	2	—	—	—	—
56199	All other support services . . . . .	(C)	(D)	(D)	10	7	—	—	1	2	—	—	—	—
562	Waste management & remediation services . . . . .	(C)	(D)	(D)	6	4	—	—	1	—	1	—	—	—
5621	Waste collection . . . . .	(C)	(D)	(D)	1	—	—	—	—	—	1	—	—	—
56211	Waste collection . . . . .	(C)	(D)	(D)	1	—	—	—	—	—	1	—	—	—
<b>61</b>	<b>Educational services . . . . .</b>	<b>820</b>	<b>3 348</b>	<b>14 303</b>	<b>20</b>	<b>9</b>	<b>2</b>	<b>3</b>	<b>5</b>	<b>—</b>	<b>—</b>	<b>—</b>	<b>1</b>	<b>—</b>
611	Educational services . . . . .	820	3 348	14 303	20	9	2	3	5	—	—	—	1	—
6111	Elementary & secondary schools . . . . .	(C)	(D)	(D)	7	1	1	—	5	—	—	—	—	—
61111	Elementary & secondary schools . . . . .	(C)	(D)	(D)	7	1	1	—	5	—	—	—	—	—
6113	Colleges, universities & professional schools . . . . .	(F)	(D)	(D)	1	—	—	—	—	—	—	—	1	—
61131	Colleges, universities & professional schools . . . . .	(F)	(D)	(D)	1	—	—	—	—	—	—	—	1	—
<b>62</b>	<b>Health care and social assistance . . . . .</b>	<b>8 540</b>	<b>67 880</b>	<b>299 872</b>	<b>328</b>	<b>109</b>	<b>89</b>	<b>48</b>	<b>57</b>	<b>15</b>	<b>7</b>	<b>1</b>	<b>—</b>	<b>2</b>
621	Ambulatory health care services . . . . .	2 899	31 411	145 434	237	81	74	37	33	11	1	—	—	—
6211	Offices of physicians . . . . .	1 514	19 991	96 503	100	25	22	21	26	6	—	—	—	—
62111	Offices of physicians . . . . .	1 514	19 991	96 503	100	25	22	21	26	6	—	—	—	—
621111	Offices of physicians (exc mental health) . . . . .	1 497	19 852	95 776	96	23	20	21	26	6	—	—	—	—
6212	Offices of dentists . . . . .	401	3 645	16 406	54	9	36	8	1	—	—	—	—	—
62121	Offices of dentists . . . . .	401	3 645	16 406	54	9	36	8	1	—	—	—	—	—
621210	Offices of dentists . . . . .	401	3 645	16 406	54	9	36	8	1	—	—	—	—	—
6213	Offices of other health practitioners . . . . .	289	2 733	12 481	56	38	12	4	1	1	—	—	—	—
62132	Offices of optometrists . . . . .	150	1 435	6 919	17	11	3	1	1	1	—	—	—	—
621320	Offices of optometrists . . . . .	150	1 435	6 919	17	11	3	1	1	1	—	—	—	—
6216	Home health care services . . . . .	544	2 676	11 553	12	1	1	2	4	3	1	—	—	—
62161	Home health care services . . . . .	544	2 676	11 553	12	1	1	2	4	3	1	—	—	—
621610	Home health care services . . . . .	544	2 676	11 553	12	1	1	2	4	3	1	—	—	—
622	Hospitals . . . . .	(H)	(D)	(D)	3	1	—	—	—	—	—	—	—	2
6221	General medical & surgical hospitals . . . . .	(G)	(D)	(D)	2	1	—	—	—	—	—	—	—	1
62211	General medical & surgical hospitals . . . . .	(G)	(D)	(D)	2	1	—	—	—	—	—	—	—	1
6222	Psychiatric & substance abuse hospitals . . . . .	(G)	(D)	(D)	1	—	—	—	—	—	—	—	—	1
62221	Psychiatric & substance abuse hospitals . . . . .	(G)	(D)	(D)	1	—	—	—	—	—	—	—	—	1
623	Nursing & residential care facilities . . . . .	1 747	8 940	36 023	31	2	3	5	12	2	6	1	—	—
6231	Nursing care facilities . . . . .	804	4 374	17 740	8	1	—	—	2	—	5	—	—	—
62311	Nursing care facilities . . . . .	804	4 374	17 740	8	1	—	—	2	—	5	—	—	—
623110	Nursing care facilities . . . . .	804	4 374	17 740	8	1	—	—	2	—	5	—	—	—
6233	Community care facilities for the elderly . . . . .	764	3 627	14 719	14	1	1	1	8	1	1	1	—	—
62331	Community care facilities for the elderly . . . . .	764	3 627	14 719	14	1	1	1	8	1	1	1	—	—
623311	Continuing care retirement communities . . . . .	537	2 703	10 764	5	—	—	—	2	1	1	1	—	—
623312	Homes for the elderly . . . . .	227	924	3 955	9	1	1	1	6	—	—	—	—	—
6239	Other residential care facilities . . . . .	(C)	(D)	(D)	2	—	—	—	1	1	—	—	—	—
62399	Other residential care facilities . . . . .	(C)	(D)	(D)	2	—	—	—	1	1	—	—	—	—
624	Social assistance . . . . .	(F)	(D)	(D)	57	25	12	6	12	2	—	—	—	—
6241	Individual & family services . . . . .	(C)	(D)	(D)	18	9	5	1	3	—	—	—	—	—
6244	Child day care services . . . . .	443	1 280	5 364	33	15	4	5	7	2	—	—	—	—
62441	Child day care services . . . . .	443	1 280	5 364	33	15	4	5	7	2	—	—	—	—
624410	Child day care services . . . . .	443	1 280	5 364	33	15	4	5	7	2	—	—	—	—
<b>71</b>	<b>Arts, entertainment &amp; recreation . . . . .</b>	<b>783</b>	<b>4 035</b>	<b>17 422</b>	<b>52</b>	<b>27</b>	<b>7</b>	<b>7</b>	<b>8</b>	<b>2</b>	<b>1</b>	<b>—</b>	<b>—</b>	<b>—</b>
711	Performing arts, spectator sports & related industries . . . . .	184	2 291	9 549	21	12	5	2	1	1	—	—	—	—
7112	Spectator sports . . . . .	114	2 090	8 841	11	7	1	2	—	1	—	—	—	—
71121	Spectator sports . . . . .	114	2 090	8 841	11	7	1	2	—	1	—	—	—	—
713	Amusement, gambling & recreation industries . . . . .	543	1 519	7 017	28	14	2	4	6	1	1	—	—	—
7139	Other amusement & recreation industries . . . . .	536	1 494	6 922	25	12	1	4	6	1	1	—	—	—
71391	Golf courses & country clubs . . . . .	213	930	4 411	8	3	—	2	2	1	—	—	—	—
713910	Golf courses & country clubs . . . . .	213	930	4 411	8	3	—	2	2	1	—	—	—	—
71394	Fitness & recreational sports centers . . . . .	216	344	1 538	8	5	—	—	2	—	1	—	—	—
713940	Fitness & recreational sports centers . . . . .	216	344	1 538	8	5	—	—	2	—	1	—	—	—

See footnotes at end of table.

**Table 6. Counties—Employees, Payroll, and Establishments by Industry: 2002—Con.**

[Excludes most government employees, railroad employees, and self-employed persons. Size class 1 to 4 includes establishments with payroll, but no employees, during mid-March pay period. (D) denotes figures withheld to avoid disclosing data for individual companies; the data are included in broader industry totals. Detailed industries with 100 or more employees are shown if industry was not a (D). For explanation of terms, abbreviations, and data reliability/comparability, see introductory text]

NAICS code	Industry	Number of employees for week including March 12	Payroll (\$1,000)		Total number of establishments	Number of establishments by employment-size class								
			First quarter	Annual		1 to 4	5 to 9	10 to 19	20 to 49	50 to 99	100 to 249	250 to 499	500 to 999	1,000 or more
<b>CATAWBA—Con.</b>														
<b>72</b>	<b>Accommodation &amp; food services</b> .....	<b>6 524</b>	<b>16 923</b>	<b>70 225</b>	<b>339</b>	<b>92</b>	<b>63</b>	<b>63</b>	<b>99</b>	<b>15</b>	<b>7</b>	—	—	—
721	Accommodation .....	515	1 422	6 123	26	5	2	8	10	1	—	—	—	—
7211	Traveler accommodation .....	(E)	(D)	(D)	24	4	2	7	10	1	—	—	—	—
72111	Hotels (exc casino hotels) & motels .....	485	1 336	5 703	23	4	2	6	10	1	—	—	—	—
721110	Hotels (exc casino hotels) & motels .....	485	1 336	5 703	23	4	2	6	10	1	—	—	—	—
722	Food services & drinking places .....	6 009	15 501	64 102	313	87	61	55	89	14	7	—	—	—
7221	Full-service restaurants .....	2 942	8 071	31 793	133	37	25	21	34	12	4	—	—	—
72211	Full-service restaurants .....	2 942	8 071	31 793	133	37	25	21	34	12	4	—	—	—
722110	Full-service restaurants .....	2 942	8 071	31 793	133	37	25	21	34	12	4	—	—	—
7222	Limited-service eating places .....	2 448	5 905	25 843	139	29	26	30	52	1	1	—	—	—
72221	Limited-service eating places .....	2 448	5 905	25 843	139	29	26	30	52	1	1	—	—	—
722211	Limited-service restaurants .....	2 178	5 250	22 946	117	20	22	25	49	—	1	—	—	—
722212	Cafeterias .....	122	319	1 425	6	2	2	—	1	1	—	—	—	—
722213	Snack & nonalcoholic beverage bars .....	148	336	1 472	16	7	2	5	2	—	—	—	—	—
7223	Special food services .....	500	1 355	5 715	27	13	8	2	1	1	2	—	—	—
72231	Food service contractors .....	477	1 308	5 483	22	11	5	2	1	1	2	—	—	—
722310	Food service contractors .....	477	1 308	5 483	22	11	5	2	1	1	2	—	—	—
7224	Drinking places (alcoholic beverages) .....	119	170	751	14	8	2	2	2	—	—	—	—	—
72241	Drinking places (alcoholic beverages) .....	119	170	751	14	8	2	2	2	—	—	—	—	—
722410	Drinking places (alcoholic beverages) .....	119	170	751	14	8	2	2	2	—	—	—	—	—
<b>81</b>	<b>Other services (except public administration)</b> .....	<b>3 112</b>	<b>14 172</b>	<b>58 580</b>	<b>463</b>	<b>269</b>	<b>116</b>	<b>52</b>	<b>21</b>	<b>3</b>	<b>2</b>	—	—	—
811	Repair & maintenance .....	928	6 215	24 801	145	96	27	14	6	1	1	—	—	—
8111	Automotive repair & maintenance .....	575	3 930	15 765	90	64	19	3	2	1	1	—	—	—
81111	Automotive mechanical & electrical R&M .....	416	3 045	12 177	55	44	8	—	1	1	1	—	—	—
811111	General automotive repair .....	380	2 821	11 274	46	37	6	—	1	1	1	—	—	—
811112	Automotive body, paint, interior & glass repair .....	101	662	2 714	23	12	8	3	—	—	—	—	—	—
8113	Commercial equipment (exc auto & elec) R&M .....	173	1 141	4 375	26	14	4	6	2	—	—	—	—	—
81131	Commercial equipment (exc auto & elec) R&M .....	173	1 141	4 375	26	14	4	6	2	—	—	—	—	—
811310	Commercial equipment (exc auto & elec) R&M .....	173	1 141	4 375	26	14	4	6	2	—	—	—	—	—
8114	Personal & household goods R&M .....	124	637	2 811	19	11	3	4	1	—	—	—	—	—
812	Personal & laundry services .....	620	2 869	12 560	95	54	22	15	3	1	—	—	—	—
8121	Personal care services .....	167	511	2 339	44	31	8	5	—	—	—	—	—	—
81211	Hair, nail & skin care services .....	140	435	1 949	38	29	5	4	—	—	—	—	—	—
812112	Beauty salons .....	132	400	1 798	33	24	5	4	—	—	—	—	—	—
8123	Drycleaning & laundry services .....	304	1 410	6 375	26	10	8	4	3	1	—	—	—	—
81232	Drycleaning & laundry services (exc coin-op) .....	250	1 065	5 026	17	5	5	4	2	1	—	—	—	—
812320	Drycleaning & laundry services (exc coin-op) .....	250	1 065	5 026	17	5	5	4	2	1	—	—	—	—
813	Religious, grantmaking, civic, prof & like organizations .....	1 564	5 088	21 219	223	119	67	23	12	1	1	—	—	—
8131	Religious organizations .....	1 315	4 116	17 247	187	93	61	20	12	1	—	—	—	—
81311	Religious organizations .....	1 315	4 116	17 247	187	93	61	20	12	1	—	—	—	—
813110	Religious organizations .....	1 315	4 116	17 247	187	93	61	20	12	1	—	—	—	—
8134	Civic & social organizations .....	157	441	1 808	13	9	2	1	—	—	1	—	—	—
81341	Civic & social organizations .....	157	441	1 808	13	9	2	1	—	—	1	—	—	—
813410	Civic & social organizations .....	157	441	1 808	13	9	2	1	—	—	1	—	—	—
<b>95</b>	<b>Auxiliaries (exc corporate, subsidiary &amp; regional mgt)</b> .....	<b>226</b>	<b>1 714</b>	<b>7 181</b>	<b>13</b>	<b>2</b>	<b>1</b>	<b>4</b>	<b>6</b>	—	—	—	—	—
<b>99</b>	<b>Unclassified establishments</b> .....	<b>17</b>	<b>43</b>	<b>295</b>	<b>17</b>	<b>16</b>	<b>1</b>	—	—	—	—	—	—	—
<b>CHATHAM</b>														
	<b>Total</b> .....	<b>12 926</b>	<b>76 064</b>	<b>308 903</b>	<b>993</b>	<b>598</b>	<b>190</b>	<b>108</b>	<b>59</b>	<b>17</b>	<b>13</b>	<b>4</b>	<b>4</b>	—
<b>11</b>	<b>Forestry, fishing, hunting, and agriculture support</b> .....	<b>45</b>	<b>319</b>	<b>1 290</b>	<b>16</b>	<b>13</b>	<b>2</b>	<b>1</b>	—	—	—	—	—	—
<b>21</b>	<b>Mining</b> .....	<b>41</b>	<b>410</b>	<b>1 638</b>	<b>3</b>	<b>1</b>	—	<b>1</b>	<b>1</b>	—	—	—	—	—
<b>22</b>	<b>Utilities</b> .....	<b>(C)</b>	<b>(D)</b>	<b>(D)</b>	<b>3</b>	<b>1</b>	—	<b>1</b>	—	<b>1</b>	—	—	—	—
221	Utilities .....	(C)	(D)	(D)	3	1	—	1	—	1	—	—	—	—
2211	Elec pwr generation, transmsn & distribution .....	(C)	(D)	(D)	2	—	—	1	—	1	—	—	—	—
22112	Electric pwr transmsn, control & distribution .....	(C)	(D)	(D)	2	—	—	1	—	1	—	—	—	—
<b>23</b>	<b>Construction</b> .....	<b>761</b>	<b>4 288</b>	<b>18 318</b>	<b>156</b>	<b>114</b>	<b>25</b>	<b>16</b>	—	—	<b>1</b>	—	—	—
233	Building, developing & general contracting .....	400	2 456	10 363	58	41	8	8	—	—	1	—	—	—
2332	Residential building construction .....	(E)	(D)	(D)	48	35	6	6	—	—	1	—	—	—
23321	Single-family housing construction .....	340	2 046	8 650	47	34	6	6	—	—	1	—	—	—
233210	Single-family housing construction .....	340	2 046	8 650	47	34	6	6	—	—	1	—	—	—
235	Special trade contractors .....	325	1 627	7 076	91	69	15	7	—	—	—	—	—	—
2351	Plumbing, heating & AC contractor .....	103	600	2 579	22	15	4	3	—	—	—	—	—	—
23511	Plumbing, heating & AC contractor .....	103	600	2 579	22	15	4	3	—	—	—	—	—	—
235110	Plumbing, heating & AC contractor .....	103	600	2 579	22	15	4	3	—	—	—	—	—	—

See footnotes at end of table.

**Table 6. Counties—Employees, Payroll, and Establishments by Industry: 2002—Con.**

[Excludes most government employees, railroad employees, and self-employed persons. Size class 1 to 4 includes establishments with payroll, but no employees, during mid-March pay period. (D) denotes figures withheld to avoid disclosing data for individual companies; the data are included in broader industry totals. Detailed industries with 100 or more employees are shown if industry was not a (D). For explanation of terms, abbreviations, and data reliability/comparability, see introductory text]

NAICS code	Industry	Number of employees for week including March 12	Payroll (\$1,000)		Total number of establishments	Number of establishments by employment-size class								
			First quarter	Annual		1 to 4	5 to 9	10 to 19	20 to 49	50 to 99	100 to 249	250 to 499	500 to 999	1,000 or more
<b>CHATHAM—Con.</b>														
<b>31-33</b>	<b>Manufacturing</b>	<b>6 260</b>	<b>40 798</b>	<b>164 522</b>	<b>78</b>	<b>28</b>	<b>14</b>	<b>5</b>	<b>11</b>	<b>5</b>	<b>8</b>	<b>3</b>	<b>4</b>	<b>-</b>
311	Food mfg	2 378	11 465	46 127	8	1	-	-	4	-	-	1	2	-
3111	Animal food mfg	(C)	(D)	(D)	3	-	-	-	3	-	-	-	-	-
31111	Animal food mfg	(C)	(D)	(D)	3	-	-	-	3	-	-	-	-	-
3116	Animal slaughtering & processing	(G)	(D)	(D)	4	-	-	-	1	-	-	1	2	-
31161	Animal slaughtering & processing	(G)	(D)	(D)	4	-	-	-	1	-	-	1	2	-
313	Textile mills	(F)	(D)	(D)	1	-	-	-	-	-	-	-	1	-
3132	Fabric mills	(F)	(D)	(D)	1	-	-	-	-	-	-	-	1	-
31321	Broadwoven fabric mills	(F)	(D)	(D)	1	-	-	-	-	-	-	-	1	-
315	Apparel manufacturing	(E)	(D)	(D)	2	-	-	1	-	-	-	1	-	-
3151	Apparel knitting mills	(E)	(D)	(D)	1	-	-	-	-	-	-	1	-	-
31511	Hosiery & sock mills	(E)	(D)	(D)	1	-	-	-	-	-	-	1	-	-
321	Wood product mfg	1 082	7 318	31 068	17	4	4	1	2	2	3	1	-	-
3212	Veneer, plywood & engineered wood product mfg	497	3 941	16 690	4	-	-	-	-	2	2	-	-	-
32121	Veneer, plywood & engineered wood product mfg	497	3 941	16 690	4	-	-	-	-	2	2	-	-	-
3219	Other wood product mfg	492	2 775	11 894	6	2	1	1	-	-	1	1	-	-
32192	Wood container & pallet mfg	(E)	(D)	(D)	2	1	-	-	-	-	-	1	-	-
32199	All other wood product mfg	(C)	(D)	(D)	1	-	-	-	-	-	1	-	-	-
325	Chemical mfg	(F)	(D)	(D)	4	1	-	1	1	-	-	-	1	-
3252	Resin, syn rubber, artf & syn fibers, fil mfg	(F)	(D)	(D)	2	-	-	-	1	-	-	-	1	-
32522	Artificial & synthetic fibers, filaments mfg	(F)	(D)	(D)	1	-	-	-	-	-	-	-	1	-
327	Nonmetallic mineral product mfg	317	2 494	10 756	10	5	3	-	-	-	2	-	-	-
3271	Clay product & refractory mfg	(E)	(D)	(D)	5	3	-	-	-	-	2	-	-	-
32712	Clay building material & refractories mfg	(E)	(D)	(D)	2	-	-	-	-	-	2	-	-	-
332	Fabricated metal product mfg	226	1 659	7 961	11	2	2	2	4	1	-	-	-	-
333	Machinery mfg	(C)	(D)	(D)	2	1	-	-	-	-	1	-	-	-
3331	Ag, construction & mining machinery mfg	(C)	(D)	(D)	1	-	-	-	-	-	1	-	-	-
33312	Construction machinery mfg	(C)	(D)	(D)	1	-	-	-	-	-	1	-	-	-
337	Furniture & related product mfg	127	724	2 958	7	5	1	-	-	-	1	-	-	-
3371	HH & institutional furniture & kitchen cabinet mfg	(C)	(D)	(D)	6	4	1	-	-	-	1	-	-	-
33712	Household & institutional furniture mfg	(C)	(D)	(D)	3	1	1	-	-	-	1	-	-	-
339	Miscellaneous mfg	(C)	(D)	(D)	6	4	1	-	-	-	1	-	-	-
3399	Other miscellaneous mfg	(C)	(D)	(D)	3	2	-	-	-	-	1	-	-	-
33999	All other misc mfg	(C)	(D)	(D)	1	-	-	-	-	-	1	-	-	-
<b>42</b>	<b>Wholesale trade</b>	<b>468</b>	<b>3 213</b>	<b>13 358</b>	<b>54</b>	<b>30</b>	<b>10</b>	<b>8</b>	<b>4</b>	<b>2</b>	<b>-</b>	<b>-</b>	<b>-</b>	<b>-</b>
421	Wholesale trade, durable goods	301	2 363	9 559	33	14	9	7	2	1	-	-	-	-
4218	Machinery, equipment & supplies whsle	134	1 083	4 305	12	5	4	2	-	1	-	-	-	-
422	Wholesale trade, nondurable goods	167	850	3 799	21	16	1	1	2	1	-	-	-	-
<b>44-45</b>	<b>Retail trade</b>	<b>1 431</b>	<b>6 167</b>	<b>26 297</b>	<b>155</b>	<b>85</b>	<b>35</b>	<b>18</b>	<b>13</b>	<b>3</b>	<b>-</b>	<b>1</b>	<b>-</b>	<b>-</b>
441	Motor vehicle & parts dealers	176	883	3 651	23	11	5	5	2	-	-	-	-	-
442	Furniture & home furnishing stores	121	614	2 501	10	6	1	2	-	1	-	-	-	-
4421	Furniture stores	115	561	2 259	7	3	1	2	-	1	-	-	-	-
44211	Furniture stores	115	561	2 259	7	3	1	2	-	1	-	-	-	-
442110	Furniture stores	115	561	2 259	7	3	1	2	-	1	-	-	-	-
444	Bldg material & garden equip & supp dealers	100	497	2 026	18	8	7	2	1	-	-	-	-	-
445	Food & beverage stores	298	1 302	4 977	22	12	2	1	5	2	-	-	-	-
4451	Grocery stores	271	1 012	4 215	18	10	1	-	5	2	-	-	-	-
44511	Grocery (except convenience) stores	257	961	4 005	11	4	-	-	5	2	-	-	-	-
445110	Grocery (except convenience) stores	257	961	4 005	11	4	-	-	5	2	-	-	-	-
447	Gasoline stations	139	519	1 915	27	16	6	5	-	-	-	-	-	-
4471	Gasoline stations	139	519	1 915	27	16	6	5	-	-	-	-	-	-
44711	Gasoline stations with convenience stores	110	368	1 360	21	12	5	4	-	-	-	-	-	-
447110	Gasoline stations with convenience stores	110	368	1 360	21	12	5	4	-	-	-	-	-	-
452	General merchandise stores	317	1 186	5 472	10	5	4	-	-	-	-	1	-	-
4529	Other general merchandise stores	317	1 186	5 472	10	5	4	-	-	-	-	1	-	-
45299	All other general merchandise stores	317	1 186	5 472	10	5	4	-	-	-	-	1	-	-
452990	All other general merchandise stores	317	1 186	5 472	10	5	4	-	-	-	-	1	-	-
<b>48-49</b>	<b>Transportation &amp; warehousing</b>	<b>168</b>	<b>1 317</b>	<b>5 233</b>	<b>23</b>	<b>11</b>	<b>7</b>	<b>3</b>	<b>2</b>	<b>-</b>	<b>-</b>	<b>-</b>	<b>-</b>	<b>-</b>
484	Truck transportation	(C)	(D)	(D)	16	8	5	2	1	-	-	-	-	-
<b>51</b>	<b>Information</b>	<b>98</b>	<b>870</b>	<b>3 235</b>	<b>14</b>	<b>6</b>	<b>5</b>	<b>2</b>	<b>1</b>	<b>-</b>	<b>-</b>	<b>-</b>	<b>-</b>	<b>-</b>
<b>52</b>	<b>Finance &amp; insurance</b>	<b>207</b>	<b>1 567</b>	<b>5 872</b>	<b>48</b>	<b>27</b>	<b>16</b>	<b>5</b>	<b>-</b>	<b>-</b>	<b>-</b>	<b>-</b>	<b>-</b>	<b>-</b>
522	Credit intermediation & related activities	125	940	3 379	24	11	10	3	-	-	-	-	-	-
5221	Depository credit intermediation	(C)	(D)	(D)	18	6	9	3	-	-	-	-	-	-
<b>53</b>	<b>Real estate &amp; rental &amp; leasing</b>	<b>84</b>	<b>301</b>	<b>1 301</b>	<b>29</b>	<b>22</b>	<b>6</b>	<b>1</b>	<b>-</b>	<b>-</b>	<b>-</b>	<b>-</b>	<b>-</b>	<b>-</b>
<b>54</b>	<b>Professional, scientific &amp; technical services</b>	<b>316</b>	<b>2 332</b>	<b>9 617</b>	<b>79</b>	<b>61</b>	<b>10</b>	<b>6</b>	<b>2</b>	<b>-</b>	<b>-</b>	<b>-</b>	<b>-</b>	<b>-</b>
541	Professional, scientific & technical services	316	2 332	9 617	79	61	10	6	2	-	-	-	-	-
<b>55</b>	<b>Management of companies &amp; enterprises</b>	<b>(B)</b>	<b>(D)</b>	<b>(D)</b>	<b>2</b>	<b>1</b>	<b>-</b>	<b>-</b>	<b>1</b>	<b>-</b>	<b>-</b>	<b>-</b>	<b>-</b>	<b>-</b>

See footnotes at end of table.

**Table 6. Counties—Employees, Payroll, and Establishments by Industry: 2002—Con.**

[Excludes most government employees, railroad employees, and self-employed persons. Size class 1 to 4 includes establishments with payroll, but no employees, during mid-March pay period. (D) denotes figures withheld to avoid disclosing data for individual companies; the data are included in broader industry totals. Detailed industries with 100 or more employees are shown if industry was not a (D). For explanation of terms, abbreviations, and data reliability/comparability, see introductory text]

NAICS code	Industry	Number of employees for week including March 12	Payroll (\$1,000)		Total number of establishments	Number of establishments by employment-size class								
			First quarter	Annual		1 to 4	5 to 9	10 to 19	20 to 49	50 to 99	100 to 249	250 to 499	500 to 999	1,000 or more
<b>CHATHAM—Con.</b>														
<b>56</b>	<b>Admin, support, waste mgmt, remediation services</b>	<b>222</b>	<b>847</b>	<b>3 663</b>	<b>44</b>	<b>32</b>	<b>4</b>	<b>6</b>	<b>2</b>	—	—	—	—	—
561	Administrative & support services	205	738	3 217	41	30	4	5	2	—	—	—	—	—
5617	Services to buildings & dwellings	179	617	2 733	31	21	4	4	2	—	—	—	—	—
<b>61</b>	<b>Educational services</b>	<b>95</b>	<b>507</b>	<b>1 921</b>	<b>15</b>	<b>10</b>	<b>1</b>	<b>2</b>	<b>2</b>	—	—	—	—	—
<b>62</b>	<b>Health care and social assistance</b>	<b>1 389</b>	<b>7 042</b>	<b>28 752</b>	<b>73</b>	<b>31</b>	<b>13</b>	<b>14</b>	<b>8</b>	<b>3</b>	<b>4</b>	—	—	—
621	Ambulatory health care services	321	2 130	8 674	35	15	9	7	3	1	—	—	—	—
6211	Offices of physicians	189	1 335	4 975	13	5	1	4	2	1	—	—	—	—
62111	Offices of physicians	189	1 335	4 975	13	5	1	4	2	1	—	—	—	—
621111	Offices of physicians (exc mental health)	189	1 335	4 975	13	5	1	4	2	1	—	—	—	—
622	Hospitals	(C)	(D)	(D)	1	—	—	—	—	—	1	—	—	—
6221	General medical & surgical hospitals	(C)	(D)	(D)	1	—	—	—	—	—	1	—	—	—
62211	General medical & surgical hospitals	(C)	(D)	(D)	1	—	—	—	—	—	1	—	—	—
623	Nursing & residential care facilities	617	2 933	11 571	11	2	—	2	3	1	3	—	—	—
6231	Nursing care facilities	(E)	(D)	(D)	3	—	—	1	—	—	2	—	—	—
62311	Nursing care facilities	(E)	(D)	(D)	3	—	—	1	—	—	2	—	—	—
6233	Community care facilities for the elderly	221	937	3 019	5	2	—	—	2	—	1	—	—	—
62331	Community care facilities for the elderly	221	937	3 019	5	2	—	—	2	—	1	—	—	—
624	Social assistance	(E)	(D)	(D)	26	14	4	5	2	1	—	—	—	—
6241	Individual & family services	(C)	(D)	(D)	10	5	1	2	2	—	—	—	—	—
<b>71</b>	<b>Arts, entertainment &amp; recreation</b>	<b>(B)</b>	<b>(D)</b>	<b>(D)</b>	<b>10</b>	<b>8</b>	—	—	<b>1</b>	<b>1</b>	—	—	—	—
<b>72</b>	<b>Accommodation &amp; food services</b>	<b>590</b>	<b>1 517</b>	<b>6 595</b>	<b>52</b>	<b>22</b>	<b>8</b>	<b>11</b>	<b>9</b>	<b>2</b>	—	—	—	—
722	Food services & drinking places	565	1 454	6 363	47	19	7	10	9	2	—	—	—	—
7221	Full-service restaurants	190	417	1 791	21	8	4	6	3	—	—	—	—	—
72211	Full-service restaurants	190	417	1 791	21	8	4	6	3	—	—	—	—	—
722110	Full-service restaurants	190	417	1 791	21	8	4	6	3	—	—	—	—	—
7222	Limited-service eating places	370	1 022	4 481	23	8	3	4	6	2	—	—	—	—
72221	Limited-service eating places	370	1 022	4 481	23	8	3	4	6	2	—	—	—	—
<b>81</b>	<b>Other services (except public administration)</b>	<b>507</b>	<b>2 158</b>	<b>8 809</b>	<b>129</b>	<b>88</b>	<b>31</b>	<b>8</b>	<b>2</b>	—	—	—	—	—
811	Repair & maintenance	178	1 126	4 529	44	30	9	4	1	—	—	—	—	—
812	Personal & laundry services	112	400	1 692	23	17	3	2	1	—	—	—	—	—
813	Religious, grantmaking, civic, prof & like organizations	217	632	2 588	62	41	19	2	—	—	—	—	—	—
8131	Religious organizations	166	425	1 766	47	31	14	2	—	—	—	—	—	—
81311	Religious organizations	166	425	1 766	47	31	14	2	—	—	—	—	—	—
813110	Religious organizations	166	425	1 766	47	31	14	2	—	—	—	—	—	—
<b>95</b>	<b>Auxiliaries (exc corporate, subsidiary &amp; regional mgt)</b>	<b>(A)</b>	<b>(D)</b>	<b>(D)</b>	<b>1</b>	—	<b>1</b>	—	—	—	—	—	—	—
<b>99</b>	<b>Unclassified establishments</b>	<b>(A)</b>	<b>(D)</b>	<b>(D)</b>	<b>9</b>	<b>7</b>	<b>2</b>	—	—	—	—	—	—	—
<b>CHEROKEE</b>														
	<b>Total</b>	<b>6 271</b>	<b>32 883</b>	<b>144 729</b>	<b>625</b>	<b>359</b>	<b>137</b>	<b>80</b>	<b>34</b>	<b>8</b>	<b>3</b>	<b>3</b>	<b>1</b>	—
<b>11</b>	<b>Forestry, fishing, hunting, and agriculture support</b>	<b>(A)</b>	<b>(D)</b>	<b>(D)</b>	<b>7</b>	<b>6</b>	<b>1</b>	—	—	—	—	—	—	—
<b>21</b>	<b>Mining</b>	<b>(B)</b>	<b>(D)</b>	<b>(D)</b>	<b>3</b>	<b>1</b>	—	<b>1</b>	<b>1</b>	—	—	—	—	—
<b>22</b>	<b>Utilities</b>	<b>(A)</b>	<b>(D)</b>	<b>(D)</b>	<b>2</b>	<b>1</b>	<b>1</b>	—	—	—	—	—	—	—
<b>23</b>	<b>Construction</b>	<b>486</b>	<b>2 765</b>	<b>13 229</b>	<b>87</b>	<b>57</b>	<b>22</b>	<b>3</b>	<b>3</b>	<b>2</b>	—	—	—	—
233	Building, developing & general contracting	140	873	3 839	28	20	7	—	—	1	—	—	—	—
234	Heavy construction	127	926	5 275	16	9	4	2	—	1	—	—	—	—
2349	Other heavy construction	105	834	4 350	11	5	4	1	—	1	—	—	—	—
235	Special trade contractors	219	966	4 115	43	28	11	1	3	—	—	—	—	—
<b>31-33</b>	<b>Manufacturing</b>	<b>1 234</b>	<b>7 989</b>	<b>36 841</b>	<b>27</b>	<b>8</b>	<b>5</b>	<b>6</b>	<b>3</b>	<b>1</b>	<b>2</b>	<b>2</b>	—	—
313	Textile mills	(E)	(D)	(D)	1	—	—	—	—	—	—	1	—	—
3131	Fiber, yarn & thread mills	(E)	(D)	(D)	1	—	—	—	—	—	—	1	—	—
31311	Fiber, yarn & thread mills	(E)	(D)	(D)	1	—	—	—	—	—	—	1	—	—
333	Machinery mfg	(C)	(D)	(D)	5	2	—	1	—	1	—	—	—	—
3339	Other general purpose machinery mfg	(C)	(D)	(D)	1	—	—	—	—	—	1	—	—	—
33399	All other general purpose machinery mfg	(C)	(D)	(D)	1	—	—	—	—	—	1	—	—	—
335	Electrical equip, appliance & component mfg	(E)	(D)	(D)	2	—	—	1	—	—	—	1	—	—
3353	Electrical equipment mfg	(E)	(D)	(D)	2	—	—	1	—	—	—	1	—	—
33531	Electrical equipment mfg	(E)	(D)	(D)	2	—	—	1	—	—	—	1	—	—
336	Transportation equipment mfg	(C)	(D)	(D)	1	—	—	—	—	—	1	—	—	—
3363	Motor vehicle parts mfg	(C)	(D)	(D)	1	—	—	—	—	—	1	—	—	—
33634	Motor vehicle brake system mfg	(C)	(D)	(D)	1	—	—	—	—	—	1	—	—	—
<b>42</b>	<b>Wholesale trade</b>	<b>129</b>	<b>719</b>	<b>3 263</b>	<b>21</b>	<b>12</b>	<b>5</b>	<b>3</b>	<b>1</b>	—	—	—	—	—

See footnotes at end of table.



**Table 6. Counties—Employees, Payroll, and Establishments by Industry: 2002—Con.**

[Excludes most government employees, railroad employees, and self-employed persons. Size class 1 to 4 includes establishments with payroll, but no employees, during mid-March pay period. (D) denotes figures withheld to avoid disclosing data for individual companies; the data are included in broader industry totals. Detailed industries with 100 or more employees are shown if industry was not a (D). For explanation of terms, abbreviations, and data reliability/comparability, see introductory text]

NAICS code	Industry	Number of employees for week including March 12	Payroll (\$1,000)		Total number of establishments	Number of establishments by employment-size class								
			First quarter	Annual		1 to 4	5 to 9	10 to 19	20 to 49	50 to 99	100 to 249	250 to 499	500 to 999	1,000 or more
<b>CHEROKEE—Con.</b>														
<b>44-45</b>	<b>Retail trade</b> .....	<b>1 400</b>	<b>6 397</b>	<b>26 708</b>	<b>134</b>	<b>70</b>	<b>31</b>	<b>23</b>	<b>8</b>	<b>1</b>	—	<b>1</b>	—	—
441	Motor vehicle & parts dealers .....	126	985	4 229	15	9	2	1	3	—	—	—	—	—
444	Bldg material & garden equip & supp dealers .....	157	648	2 771	15	4	3	7	1	—	—	—	—	—
4441	Building material & supplies dealers .....	(C)	(D)	(D)	13	2	3	7	1	—	—	—	—	—
44419	Other building material dealers .....	110	487	2 065	9	1	3	4	1	—	—	—	—	—
444190	Other building material dealers .....	110	487	2 065	9	1	3	4	1	—	—	—	—	—
445	Food & beverage stores .....	224	720	3 007	11	4	—	4	2	1	—	—	—	—
4451	Grocery stores .....	(C)	(D)	(D)	9	3	—	3	2	1	—	—	—	—
44511	Grocery (except convenience) stores .....	208	654	2 752	8	2	—	3	2	1	—	—	—	—
445110	Grocery (except convenience) stores .....	208	654	2 752	8	2	—	3	2	1	—	—	—	—
452	General merchandise stores .....	472	2 224	8 756	9	3	4	1	—	—	—	—	1	—
4521	Department stores .....	(E)	(D)	(D)	1	—	—	—	—	—	—	—	1	—
45211	Department stores .....	(E)	(D)	(D)	1	—	—	—	—	—	—	—	1	—
<b>48-49</b>	<b>Transportation &amp; warehousing</b> .....	<b>14</b>	<b>73</b>	<b>357</b>	<b>7</b>	<b>6</b>	<b>1</b>	—	—	—	—	—	—	—
<b>51</b>	<b>Information</b> .....	<b>97</b>	<b>514</b>	<b>2 467</b>	<b>11</b>	<b>4</b>	<b>3</b>	<b>2</b>	<b>2</b>	—	—	—	—	—
<b>52</b>	<b>Finance &amp; insurance</b> .....	<b>172</b>	<b>1 164</b>	<b>4 853</b>	<b>24</b>	<b>10</b>	<b>7</b>	<b>5</b>	<b>2</b>	—	—	—	—	—
522	Credit intermediation & related activities .....	138	949	3 914	13	2	5	4	2	—	—	—	—	—
5221	Depository credit intermediation .....	127	853	3 607	10	—	4	4	2	—	—	—	—	—
<b>53</b>	<b>Real estate &amp; rental &amp; leasing</b> .....	<b>136</b>	<b>646</b>	<b>2 629</b>	<b>36</b>	<b>30</b>	<b>1</b>	<b>4</b>	<b>1</b>	—	—	—	—	—
<b>54</b>	<b>Professional, scientific &amp; technical services</b> .....	<b>152</b>	<b>788</b>	<b>3 469</b>	<b>43</b>	<b>33</b>	<b>5</b>	<b>5</b>	—	—	—	—	—	—
541	Professional, scientific & technical services .....	152	788	3 469	43	33	5	5	—	—	—	—	—	—
<b>55</b>	<b>Management of companies &amp; enterprises</b> .....	<b>(B)</b>	<b>(D)</b>	<b>(D)</b>	<b>1</b>	—	—	—	—	<b>1</b>	—	—	—	—
<b>56</b>	<b>Admin, support, waste mgt, remediation services</b> .....	<b>(B)</b>	<b>(D)</b>	<b>(D)</b>	<b>16</b>	<b>10</b>	<b>5</b>	—	<b>1</b>	—	—	—	—	—
<b>61</b>	<b>Educational services</b> .....	<b>(C)</b>	<b>(D)</b>	<b>(D)</b>	<b>4</b>	<b>3</b>	—	—	—	—	<b>1</b>	—	—	—
611	Educational services .....	(C)	(D)	(D)	4	3	—	—	—	—	1	—	—	—
6111	Elementary & secondary schools .....	(C)	(D)	(D)	2	1	—	—	—	—	1	—	—	—
61111	Elementary & secondary schools .....	(C)	(D)	(D)	2	1	—	—	—	—	1	—	—	—
<b>62</b>	<b>Health care and social assistance</b> .....	<b>1 282</b>	<b>8 388</b>	<b>35 793</b>	<b>78</b>	<b>36</b>	<b>24</b>	<b>15</b>	—	<b>2</b>	—	—	<b>1</b>	—
621	Ambulatory health care services .....	292	2 249	10 303	54	28	18	8	—	—	—	—	—	—
6211	Offices of physicians .....	177	1 623	7 114	26	8	13	5	—	—	—	—	—	—
62111	Offices of physicians .....	177	1 623	7 114	26	8	13	5	—	—	—	—	—	—
621111	Offices of physicians (exc mental health) .....	177	1 623	7 114	26	8	13	5	—	—	—	—	—	—
622	Hospitals .....	(F)	(D)	(D)	2	1	—	—	—	—	—	—	—	1
6221	General medical & surgical hospitals .....	(F)	(D)	(D)	2	1	—	—	—	—	—	—	—	1
62211	General medical & surgical hospitals .....	(F)	(D)	(D)	2	1	—	—	—	—	—	—	—	1
623	Nursing & residential care facilities .....	(C)	(D)	(D)	7	2	2	2	—	1	—	—	—	—
624	Social assistance .....	174	724	2 872	15	5	4	5	—	1	—	—	—	—
<b>71</b>	<b>Arts, entertainment &amp; recreation</b> .....	<b>(A)</b>	<b>(D)</b>	<b>(D)</b>	<b>6</b>	<b>4</b>	<b>2</b>	—	—	—	—	—	—	—
<b>72</b>	<b>Accommodation &amp; food services</b> .....	<b>646</b>	<b>1 423</b>	<b>6 612</b>	<b>58</b>	<b>25</b>	<b>10</b>	<b>10</b>	<b>12</b>	<b>1</b>	—	—	—	—
722	Food services & drinking places .....	600	1 303	5 967	48	18	8	10	11	1	—	—	—	—
7221	Full-service restaurants .....	268	549	2 694	25	12	4	4	4	1	—	—	—	—
72211	Full-service restaurants .....	268	549	2 694	25	12	4	4	4	1	—	—	—	—
722110	Full-service restaurants .....	268	549	2 694	25	12	4	4	4	1	—	—	—	—
7222	Limited-service eating places .....	332	754	3 273	23	6	4	6	7	—	—	—	—	—
72221	Limited-service eating places .....	332	754	3 273	23	6	4	6	7	—	—	—	—	—
<b>81</b>	<b>Other services (except public administration)</b> .....	<b>200</b>	<b>711</b>	<b>3 110</b>	<b>60</b>	<b>43</b>	<b>14</b>	<b>3</b>	—	—	—	—	—	—
813	Religious, grantmaking, civic, prof & like organizations .....	107	317	1 382	31	21	9	1	—	—	—	—	—	—
<b>CHOWAN</b>														
	<b>Total</b> .....	<b>4 237</b>	<b>22 656</b>	<b>99 241</b>	<b>362</b>	<b>177</b>	<b>81</b>	<b>62</b>	<b>28</b>	<b>7</b>	<b>6</b>	<b>1</b>	—	—
<b>11</b>	<b>Forestry, fishing, hunting, and agriculture support</b> .....	<b>201</b>	<b>1 360</b>	<b>5 447</b>	<b>6</b>	—	<b>2</b>	<b>1</b>	<b>2</b>	—	<b>1</b>	—	—	—
115	Agriculture & forestry support activities .....	(C)	(D)	(D)	3	—	1	1	—	—	1	—	—	—
1151	Crop production support activities .....	(C)	(D)	(D)	2	—	—	1	—	—	1	—	—	—
11511	Crop production support activities .....	(C)	(D)	(D)	2	—	—	1	—	—	1	—	—	—
<b>23</b>	<b>Construction</b> .....	<b>227</b>	<b>1 096</b>	<b>4 758</b>	<b>47</b>	<b>29</b>	<b>11</b>	<b>6</b>	<b>1</b>	—	—	—	—	—
235	Special trade contractors .....	167	848	3 444	30	17	8	4	1	—	—	—	—	—

See footnotes at end of table.

**Table 6. Counties—Employees, Payroll, and Establishments by Industry: 2002—Con.**

[Excludes most government employees, railroad employees, and self-employed persons. Size class 1 to 4 includes establishments with payroll, but no employees, during mid-March pay period. (D) denotes figures withheld to avoid disclosing data for individual companies; the data are included in broader industry totals. Detailed industries with 100 or more employees are shown if industry was not a (D). For explanation of terms, abbreviations, and data reliability/comparability, see introductory text]

NAICS code	Industry	Number of employees for week including March 12	Payroll (\$1,000)		Total number of establishments	Number of establishments by employment-size class								
			First quarter	Annual		1 to 4	5 to 9	10 to 19	20 to 49	50 to 99	100 to 249	250 to 499	500 to 999	1,000 or more
<b>CHOWAN—Con.</b>														
<b>31-33</b>	<b>Manufacturing</b> .....	<b>993</b>	<b>6 599</b>	<b>30 472</b>	<b>18</b>	<b>3</b>	<b>3</b>	<b>1</b>	<b>4</b>	<b>3</b>	<b>4</b>	-	-	-
313	Textile mills .....	(E)	(D)	(D)	2	-	-	-	-	-	2	-	-	-
3132	Fabric mills .....	(C)	(D)	(D)	1	-	-	-	-	-	1	-	-	-
31322	Narrow fabric mills & schiffli mach embroidery .....	(C)	(D)	(D)	1	-	-	-	-	-	1	-	-	-
3133	Textile, fabric finishing, fabric coating mills .....	(C)	(D)	(D)	1	-	-	-	-	-	1	-	-	-
31331	Textile & fabric finishing mills .....	(C)	(D)	(D)	1	-	-	-	-	-	1	-	-	-
332	Fabricated metal product mfg .....	(C)	(D)	(D)	2	-	1	-	-	-	1	-	-	-
3321	Forging & stamping .....	(C)	(D)	(D)	1	-	-	-	-	-	1	-	-	-
33211	Forging & stamping .....	(C)	(D)	(D)	1	-	-	-	-	-	1	-	-	-
336	Transportation equipment mfg .....	282	1 855	8 800	5	-	1	-	1	2	1	-	-	-
3366	Ship & boat building .....	282	1 855	8 800	5	-	1	-	1	2	1	-	-	-
33661	Ship & boat building .....	282	1 855	8 800	5	-	1	-	1	2	1	-	-	-
336612	Boat building .....	282	1 855	8 800	5	-	1	-	1	2	1	-	-	-
<b>42</b>	<b>Wholesale trade</b> .....	<b>153</b>	<b>1 176</b>	<b>6 054</b>	<b>16</b>	<b>6</b>	<b>2</b>	<b>7</b>	<b>1</b>	-	-	-	-	-
422	Wholesale trade, nondurable goods .....	103	733	3 184	9	3	-	5	1	-	-	-	-	-
<b>44-45</b>	<b>Retail trade</b> .....	<b>640</b>	<b>2 494</b>	<b>10 379</b>	<b>71</b>	<b>28</b>	<b>22</b>	<b>13</b>	<b>7</b>	<b>1</b>	-	-	-	-
441	Motor vehicle & parts dealers .....	113	800	3 213	12	4	5	1	2	-	-	-	-	-
444	Bldg material & garden equip & supp dealers .....	102	390	1 779	8	2	2	2	2	-	-	-	-	-
445	Food & beverage stores .....	164	509	2 008	10	3	3	2	1	1	-	-	-	-
4451	Grocery stores .....	(C)	(D)	(D)	9	3	2	2	1	1	-	-	-	-
44511	Grocery (except convenience) stores .....	125	441	1 728	4	1	-	1	1	1	-	-	-	-
445110	Grocery (except convenience) stores .....	125	441	1 728	4	1	-	1	1	1	-	-	-	-
<b>48-49</b>	<b>Transportation &amp; warehousing</b> .....	<b>33</b>	<b>193</b>	<b>815</b>	<b>15</b>	<b>13</b>	<b>2</b>	-	-	-	-	-	-	-
<b>51</b>	<b>Information</b> .....	<b>(B)</b>	<b>(D)</b>	<b>(D)</b>	<b>6</b>	<b>3</b>	<b>1</b>	<b>2</b>	-	-	-	-	-	-
<b>52</b>	<b>Finance &amp; insurance</b> .....	<b>109</b>	<b>635</b>	<b>2 609</b>	<b>22</b>	<b>14</b>	<b>5</b>	<b>3</b>	-	-	-	-	-	-
<b>53</b>	<b>Real estate &amp; rental &amp; leasing</b> .....	<b>16</b>	<b>83</b>	<b>461</b>	<b>10</b>	<b>10</b>	-	-	-	-	-	-	-	-
<b>54</b>	<b>Professional, scientific &amp; technical services</b> .....	<b>95</b>	<b>719</b>	<b>3 206</b>	<b>21</b>	<b>15</b>	<b>3</b>	<b>3</b>	-	-	-	-	-	-
<b>56</b>	<b>Admin, support, waste mgt, remediation services</b> .....	<b>59</b>	<b>339</b>	<b>1 549</b>	<b>8</b>	<b>4</b>	<b>3</b>	-	<b>1</b>	-	-	-	-	-
<b>61</b>	<b>Educational services</b> .....	<b>(A)</b>	<b>(D)</b>	<b>(D)</b>	<b>2</b>	<b>2</b>	-	-	-	-	-	-	-	-
<b>62</b>	<b>Health care and social assistance</b> .....	<b>990</b>	<b>5 846</b>	<b>23 847</b>	<b>41</b>	<b>9</b>	<b>14</b>	<b>10</b>	<b>4</b>	<b>2</b>	<b>1</b>	<b>1</b>	-	-
621	Ambulatory health care services .....	159	1 381	6 061	20	7	8	3	2	-	-	-	-	-
622	Hospitals .....	(E)	(D)	(D)	1	-	-	-	-	-	-	1	-	-
6221	General medical & surgical hospitals .....	(E)	(D)	(D)	1	-	-	-	-	-	-	1	-	-
62211	General medical & surgical hospitals .....	(E)	(D)	(D)	1	-	-	-	-	-	-	1	-	-
623	Nursing & residential care facilities .....	265	957	4 428	9	-	2	4	2	-	1	-	-	-
6231	Nursing care facilities .....	(C)	(D)	(D)	1	-	-	-	-	-	1	-	-	-
62311	Nursing care facilities .....	(C)	(D)	(D)	1	-	-	-	-	-	1	-	-	-
624	Social assistance .....	(C)	(D)	(D)	11	2	4	3	-	2	-	-	-	-
6241	Individual & family services .....	(C)	(D)	(D)	3	1	-	-	-	2	-	-	-	-
62419	Other individual & family services .....	(C)	(D)	(D)	3	1	-	-	-	2	-	-	-	-
<b>71</b>	<b>Arts, entertainment &amp; recreation</b> .....	<b>(B)</b>	<b>(D)</b>	<b>(D)</b>	<b>7</b>	<b>4</b>	<b>2</b>	<b>1</b>	-	-	-	-	-	-
<b>72</b>	<b>Accommodation &amp; food services</b> .....	<b>393</b>	<b>702</b>	<b>3 251</b>	<b>27</b>	<b>6</b>	<b>4</b>	<b>10</b>	<b>6</b>	<b>1</b>	-	-	-	-
722	Food services & drinking places .....	(E)	(D)	(D)	21	3	3	8	6	1	-	-	-	-
7221	Full-service restaurants .....	241	367	1 607	11	1	1	4	4	1	-	-	-	-
72211	Full-service restaurants .....	241	367	1 607	11	1	1	4	4	1	-	-	-	-
722110	Full-service restaurants .....	241	367	1 607	11	1	1	4	4	1	-	-	-	-
7222	Limited-service eating places .....	103	230	1 076	8	1	1	4	2	-	-	-	-	-
72221	Limited-service eating places .....	103	230	1 076	8	1	1	4	2	-	-	-	-	-
722211	Limited-service restaurants .....	103	230	1 076	8	1	1	4	2	-	-	-	-	-
<b>81</b>	<b>Other services (except public administration)</b> .....	<b>188</b>	<b>648</b>	<b>2 651</b>	<b>40</b>	<b>29</b>	<b>6</b>	<b>4</b>	<b>1</b>	-	-	-	-	-
813	Religious, grantmaking, civic, prof & like organizations .....	107	353	1 399	22	16	3	2	1	-	-	-	-	-
<b>95</b>	<b>Auxiliaries (exc corporate, subsidiary &amp; regional mgt)</b> .....	<b>(B)</b>	<b>(D)</b>	<b>(D)</b>	<b>2</b>	-	-	<b>1</b>	<b>1</b>	-	-	-	-	-
<b>99</b>	<b>Unclassified establishments</b> .....	<b>(A)</b>	<b>(D)</b>	<b>(D)</b>	<b>3</b>	<b>2</b>	<b>1</b>	-	-	-	-	-	-	-

See footnotes at end of table.

**Table 6. Counties—Employees, Payroll, and Establishments by Industry: 2002—Con.**

[Excludes most government employees, railroad employees, and self-employed persons. Size class 1 to 4 includes establishments with payroll, but no employees, during mid-March pay period. (D) denotes figures withheld to avoid disclosing data for individual companies; the data are included in broader industry totals. Detailed industries with 100 or more employees are shown if industry was not a (D). For explanation of terms, abbreviations, and data reliability/comparability, see introductory text]

NAICS code	Industry	Number of employees for week including March 12	Payroll (\$1,000)		Total number of establishments	Number of establishments by employment-size class								
			First quarter	Annual		1 to 4	5 to 9	10 to 19	20 to 49	50 to 99	100 to 249	250 to 499	500 to 999	1,000 or more
<b>CLAY</b>														
	<b>Total</b> .....	<b>1 495</b>	<b>6 651</b>	<b>29 982</b>	<b>234</b>	<b>145</b>	<b>57</b>	<b>19</b>	<b>7</b>	<b>6</b>	-	-	-	-
11	<b>Forestry, fishing, hunting, and agriculture support</b> .....	(A)	(D)	(D)	1	1	-	-	-	-	-	-	-	-
23	<b>Construction</b> .....	272	1 328	5 890	61	39	15	6	1	-	-	-	-	-
235	Special trade contractors .....	173	855	3 929	34	22	6	5	1	-	-	-	-	-
31-33	<b>Manufacturing</b> .....	223	1 249	4 959	12	3	4	2	1	2	-	-	-	-
335	Electrical equip, appliance & component mfg .....	(C)	(D)	(D)	2	-	-	-	-	2	-	-	-	-
3359	Other electrical equipment & component mfg ...	(C)	(D)	(D)	2	-	-	-	-	2	-	-	-	-
33592	Communication & energy wire & cable mfg ...	(C)	(D)	(D)	2	-	-	-	-	2	-	-	-	-
42	<b>Wholesale trade</b> .....	(B)	(D)	(D)	5	2	3	-	-	-	-	-	-	-
44-45	<b>Retail trade</b> .....	326	1 392	6 201	48	27	15	2	3	1	-	-	-	-
48-49	<b>Transportation &amp; warehousing</b> .....	(A)	(D)	(D)	3	3	-	-	-	-	-	-	-	-
51	<b>Information</b> .....	34	126	494	4	1	2	1	-	-	-	-	-	-
52	<b>Finance &amp; insurance</b> .....	(B)	(D)	(D)	4	2	1	1	-	-	-	-	-	-
53	<b>Real estate &amp; rental &amp; leasing</b> .....	27	107	563	20	20	-	-	-	-	-	-	-	-
54	<b>Professional, scientific &amp; technical services</b> .....	37	153	751	13	10	3	-	-	-	-	-	-	-
55	<b>Management of companies &amp; enterprises</b> ..	(A)	(D)	(D)	1	-	1	-	-	-	-	-	-	-
56	<b>Admin, support, waste mgt, remediation services</b> .....	(A)	(D)	(D)	8	7	1	-	-	-	-	-	-	-
62	<b>Health care and social assistance</b> .....	249	1 232	5 492	17	6	5	3	1	2	-	-	-	-
621	Ambulatory health care services .....	105	650	3 057	8	3	2	1	1	1	-	-	-	-
623	Nursing & residential care facilities .....	(C)	(D)	(D)	4	-	2	1	-	1	-	-	-	-
71	<b>Arts, entertainment &amp; recreation</b> .....	(A)	(D)	(D)	4	3	1	-	-	-	-	-	-	-
72	<b>Accommodation &amp; food services</b> .....	155	346	2 335	10	3	2	4	-	1	-	-	-	-
722	Food services & drinking places .....	(C)	(D)	(D)	7	1	2	3	-	1	-	-	-	-
7221	Full-service restaurants .....	100	205	998	3	-	1	1	-	1	-	-	-	-
72211	Full-service restaurants .....	100	205	998	3	-	1	1	-	1	-	-	-	-
722110	Full-service restaurants .....	100	205	998	3	-	1	1	-	1	-	-	-	-
81	<b>Other services (except public administration)</b> .....	88	295	1 281	23	18	4	-	1	-	-	-	-	-
<b>CLEVELAND</b>														
	<b>Total</b> .....	<b>31 995</b>	<b>207 171</b>	<b>856 234</b>	<b>2 184</b>	<b>1 149</b>	<b>476</b>	<b>247</b>	<b>203</b>	<b>61</b>	<b>32</b>	<b>11</b>	<b>4</b>	<b>1</b>
11	<b>Forestry, fishing, hunting, and agriculture support</b> .....	(B)	(D)	(D)	5	3	1	-	1	-	-	-	-	-
21	<b>Mining</b> .....	129	1 112	4 478	4	1	-	1	1	1	-	-	-	-
212	Mining (except oil & gas) .....	(C)	(D)	(D)	3	1	-	1	-	1	-	-	-	-
2123	Nonmetallic mineral mining & quarrying .....	(C)	(D)	(D)	3	1	-	1	-	1	-	-	-	-
22	<b>Utilities</b> .....	(C)	(D)	(D)	3	-	-	-	2	-	1	-	-	-
221	Utilities .....	(C)	(D)	(D)	3	-	-	-	2	-	1	-	-	-
2211	Elec pwr generation, transmsn & distribution ...	(C)	(D)	(D)	2	-	-	-	1	-	1	-	-	-
22112	Electric pwr transmsn, control & distribution ..	(C)	(D)	(D)	2	-	-	-	1	-	1	-	-	-
23	<b>Construction</b> .....	1 420	8 532	36 230	231	153	42	25	8	-	3	-	-	-
233	Building, developing & general contracting .....	351	2 094	9 286	63	44	9	7	2	-	1	-	-	-
2332	Residential building construction .....	(E)	(D)	(D)	52	40	6	4	1	-	1	-	-	-
23321	Single-family housing construction .....	253	1 509	6 626	51	39	6	4	1	-	1	-	-	-
233210	Single-family housing construction .....	253	1 509	6 626	51	39	6	4	1	-	1	-	-	-
234	Heavy construction .....	398	3 085	12 607	14	7	1	3	1	-	2	-	-	-
2349	Other heavy construction .....	347	2 793	11 149	10	6	-	2	-	-	2	-	-	-
23492	Pwr, communication transmsn line construction .....	(E)	(D)	(D)	2	-	-	-	-	-	2	-	-	-
235	Special trade contractors .....	671	3 353	14 337	154	102	32	15	5	-	-	-	-	-
2351	Plumbing, heating & AC contractor .....	227	1 301	5 759	47	30	9	6	2	-	-	-	-	-
23511	Plumbing, heating & AC contractor .....	227	1 301	5 759	47	30	9	6	2	-	-	-	-	-
235110	Plumbing, heating & AC contractor .....	227	1 301	5 759	47	30	9	6	2	-	-	-	-	-
2354	Masonry, drywall, insulation, tile contractors .....	138	586	2 592	26	15	8	1	2	-	-	-	-	-

See footnotes at end of table.

**Table 6. Counties—Employees, Payroll, and Establishments by Industry: 2002—Con.**

[Excludes most government employees, railroad employees, and self-employed persons. Size class 1 to 4 includes establishments with payroll, but no employees, during mid-March pay period. (D) denotes figures withheld to avoid disclosing data for individual companies; the data are included in broader industry totals. Detailed industries with 100 or more employees are shown if industry was not a (D). For explanation of terms, abbreviations, and data reliability/comparability, see introductory text]

NAICS code	Industry	Number of employees for week including March 12	Payroll (\$1,000)		Total number of establishments	Number of establishments by employment-size class									
			First quarter	Annual		1 to 4	5 to 9	10 to 19	20 to 49	50 to 99	100 to 249	250 to 499	500 to 999	1,000 or more	
<b>CLEVELAND—Con.</b>															
<b>31-33</b>	<b>Manufacturing .....</b>	<b>10 912</b>	<b>94 476</b>	<b>375 524</b>	<b>174</b>	<b>54</b>	<b>28</b>	<b>19</b>	<b>33</b>	<b>13</b>	<b>15</b>	<b>9</b>	<b>2</b>	<b>1</b>	
313	Textile mills .....	2 791	21 782	90 013	32	10	4	—	5	4	6	2	1	—	
3131	Fiber, yarn & thread mills .....	750	4 865	21 418	10	5	—	—	—	1	3	1	—	—	
31311	Fiber, yarn & thread mills .....	750	4 865	21 418	10	5	—	—	—	1	3	1	—	—	
3132	Fabric mills .....	1 675	14 389	60 033	15	3	3	—	3	2	2	1	1	—	
31321	Broadwoven fabric mills .....	1 222	11 391	47 002	8	2	—	—	2	1	2	—	1	—	
313210	Broadwoven fabric mills .....	1 222	11 391	47 002	8	2	—	—	2	1	2	—	1	—	
31324	Knit fabric mills .....	(E)	(D)	(D)	5	—	2	—	1	1	—	—	1	—	
3133	Textile, fabric finishing, fabric coating mills .....	366	2 528	8 562	7	2	1	—	2	1	1	—	—	—	
31331	Textile & fabric finishing mills .....	(E)	(D)	(D)	6	1	—	—	2	1	1	—	—	—	
314	Textile product mills .....	290	2 155	9 578	9	1	3	4	—	—	1	—	—	—	
3149	Other textile product mills .....	260	2 061	9 122	6	1	1	3	—	—	1	—	—	—	
31499	All other textile product mills .....	260	2 061	9 122	6	1	1	3	—	—	1	—	—	—	
321	Wood product mfg .....	303	1 762	7 422	12	5	1	—	4	1	1	—	—	—	
3212	Veneer, plywood & engineered wood product mfg .....	(C)	(D)	(D)	2	—	—	—	—	1	1	—	—	—	
32121	Veneer, plywood & engineered wood product mfg .....	(C)	(D)	(D)	2	—	—	—	—	1	1	—	—	—	
3219	Other wood product mfg .....	145	851	3 683	6	3	1	—	1	—	1	—	—	—	
32199	All other wood product mfg .....	(C)	(D)	(D)	2	1	—	—	—	—	1	—	—	—	
322	Paper mfg .....	(C)	(D)	(D)	1	—	—	—	—	—	1	—	—	—	
3222	Converted paper product mfg .....	(C)	(D)	(D)	1	—	—	—	—	—	1	—	—	—	
32221	Paperboard container mfg .....	(C)	(D)	(D)	1	—	—	—	—	—	1	—	—	—	
325	Chemical mfg .....	711	7 966	30 477	4	—	—	—	—	2	1	1	—	—	
3251	Basic chemical mfg .....	(C)	(D)	(D)	2	—	—	—	—	2	—	—	—	—	
32518	Other basic inorganic chemical mfg .....	(C)	(D)	(D)	2	—	—	—	—	2	—	—	—	—	
3252	Resin, syn rubber, artf & syn fibers, fil mfg .....	(F)	(D)	(D)	2	—	—	—	—	—	1	1	—	—	
32521	Resin & synthetic rubber mfg .....	(C)	(D)	(D)	1	—	—	—	—	—	1	—	—	—	
32522	Artificial & synthetic fibers, filaments mfg .....	(E)	(D)	(D)	1	—	—	—	—	—	—	1	—	—	
326	Plastics & rubber products mfg .....	230	1 490	6 451	7	2	—	—	3	2	—	—	—	—	
3261	Plastics product mfg .....	(C)	(D)	(D)	6	2	—	—	2	2	—	—	—	—	
32619	Other plastics product mfg .....	138	672	2 924	4	1	—	—	—	1	—	—	—	—	
326199	All other plastics product mfg .....	138	672	2 924	4	1	—	—	2	1	—	—	—	—	
327	Nonmetallic mineral product mfg .....	(G)	(D)	(D)	7	—	1	2	3	—	—	—	—	1	
3272	Glass & glass product mfg .....	(G)	(D)	(D)	1	—	—	—	—	—	—	—	—	1	
32721	Glass & glass product mfg .....	(G)	(D)	(D)	1	—	—	—	—	—	—	—	—	1	
332	Fabricated metal product mfg .....	206	1 507	6 595	22	12	5	1	4	—	—	—	—	—	
3327	Mach shops, turn prod, screw, nut, bolt mfg ....	181	1 386	6 100	14	6	3	1	4	—	—	—	—	—	
33271	Machine shops .....	(C)	(D)	(D)	13	5	3	1	4	—	—	—	—	—	
333	Machinery mfg .....	1 168	11 025	39 939	20	7	1	3	5	1	1	2	—	—	
3332	Industrial machinery mfg .....	172	1 210	5 233	8	3	1	—	3	1	—	—	—	—	
33329	Other industrial machinery mfg .....	172	1 210	5 233	8	3	1	—	3	1	—	—	—	—	
3334	HVAC & commercial refrigeration equipment mfg .....	(E)	(D)	(D)	1	—	—	—	—	—	—	1	—	—	
33341	HVAC & commercial refrigeration equipment mfg .....	(E)	(D)	(D)	1	—	—	—	—	—	—	1	—	—	
3339	Other general purpose machinery mfg .....	457	5 442	17 130	6	2	—	1	1	—	1	1	—	—	
33392	Material handling equipment mfg .....	(C)	(D)	(D)	3	1	—	1	—	—	1	—	—	—	
33399	All other general purpose machinery mfg ....	(E)	(D)	(D)	3	1	—	—	1	—	—	1	—	—	
334	Computer & electronic product mfg .....	(F)	(D)	(D)	2	—	—	—	—	—	1	—	1	—	
3344	Semiconductor & oth electronic component mfg .....	(C)	(D)	(D)	1	—	—	—	—	—	1	—	—	—	
33441	Semiconductor & oth electronic component mfg .....	(C)	(D)	(D)	1	—	—	—	—	—	1	—	—	—	
3346	Mfg & reproducing magnetic & optical media ...	(F)	(D)	(D)	1	—	—	—	—	—	—	—	1	—	
33461	Mfg & reproducing magnetic & optical media ...	(F)	(D)	(D)	1	—	—	—	—	—	—	—	1	—	
335	Electrical equip, appliance & component mfg .....	(F)	(D)	(D)	6	—	1	—	1	2	—	2	—	—	
3351	Electric lighting equipment mfg .....	(C)	(D)	(D)	3	—	1	—	—	2	—	—	—	—	
33512	Lighting fixture mfg .....	(C)	(D)	(D)	3	—	1	—	—	2	—	—	—	—	
3353	Electrical equipment mfg .....	(E)	(D)	(D)	2	—	—	—	1	—	—	1	—	—	
33531	Electrical equipment mfg .....	(E)	(D)	(D)	2	—	—	—	1	—	—	1	—	—	
3359	Other electrical equipment & component mfg ...	(E)	(D)	(D)	1	—	—	—	—	—	—	1	—	—	
33593	Wiring device mfg .....	(E)	(D)	(D)	1	—	—	—	—	—	—	1	—	—	
336	Transportation equipment mfg .....	1 081	11 524	46 164	8	2	1	—	1	—	2	2	—	—	
3362	Motor vehicle body & trailer mfg .....	(E)	(D)	(D)	2	—	—	—	—	—	2	—	—	—	
33621	Motor vehicle body & trailer mfg .....	(E)	(D)	(D)	2	—	—	—	—	—	2	—	—	—	
3363	Motor vehicle parts mfg .....	(F)	(D)	(D)	4	1	1	—	1	—	—	1	—	—	
33635	MV transmission & power train parts mfg ....	(E)	(D)	(D)	1	—	—	—	—	—	—	1	—	—	
3364	Aerospace product & parts mfg .....	(E)	(D)	(D)	1	—	—	—	—	—	—	1	—	—	
33641	Aerospace product & parts mfg .....	(E)	(D)	(D)	1	—	—	—	—	—	—	1	—	—	
339	Miscellaneous mfg .....	338	2 021	9 115	12	2	4	3	1	1	1	—	—	—	
3399	Other miscellaneous mfg .....	253	1 362	6 365	3	—	—	—	1	1	1	—	—	—	
33999	All other misc mfg .....	(C)	(D)	(D)	2	—	—	—	—	1	1	—	—	—	

See footnotes at end of table.

**Table 6. Counties—Employees, Payroll, and Establishments by Industry: 2002—Con.**

[Excludes most government employees, railroad employees, and self-employed persons. Size class 1 to 4 includes establishments with payroll, but no employees, during mid-March pay period. (D) denotes figures withheld to avoid disclosing data for individual companies; the data are included in broader industry totals. Detailed industries with 100 or more employees are shown if industry was not a (D). For explanation of terms, abbreviations, and data reliability/comparability, see introductory text]

NAICS code	Industry	Number of employees for week including March 12	Payroll (\$1,000)		Total number of establishments	Number of establishments by employment-size class								
			First quarter	Annual		1 to 4	5 to 9	10 to 19	20 to 49	50 to 99	100 to 249	250 to 499	500 to 999	1,000 or more
<b>CLEVELAND—Con.</b>														
<b>42</b>	<b>Wholesale trade</b>	<b>1 546</b>	<b>11 018</b>	<b>44 452</b>	<b>123</b>	<b>62</b>	<b>23</b>	<b>12</b>	<b>20</b>	<b>4</b>	<b>2</b>	—	—	—
421	Wholesale trade, durable goods	1 004	7 341	29 723	84	44	15	9	13	2	1	—	—	—
4211	Motor vehicle, motor vehicle pt & supply whse	111	589	2 449	17	12	2	2	1	—	—	—	—	—
4218	Machinery, equipment & supplies whse	518	4 243	16 585	29	11	8	3	4	2	1	—	—	—
42183	Industrial machinery & equipment whse	157	1 173	4 517	9	2	3	—	3	1	—	—	—	—
421830	Industrial machinery & equipment whse	157	1 173	4 517	9	2	3	—	3	1	—	—	—	—
42184	Industrial supplies whse	264	2 262	8 515	8	5	—	1	—	1	1	—	—	—
421840	Industrial supplies whse	264	2 262	8 515	8	5	—	1	—	1	1	—	—	—
4219	Miscellaneous durable goods whse	216	1 498	6 198	16	7	2	1	6	—	—	—	—	—
42193	Recyclable material whse	180	1 189	4 800	9	1	2	1	5	—	—	—	—	—
421930	Recyclable material whse	180	1 189	4 800	9	1	2	1	5	—	—	—	—	—
422	Wholesale trade, nondurable goods	542	3 677	14 729	39	18	8	3	7	2	1	—	—	—
4222	Drugs & druggists' sundries whse	(C)	(D)	(D)	2	1	—	—	—	—	1	—	—	—
42221	Drugs & druggists' sundries whse	(C)	(D)	(D)	2	1	—	—	—	—	1	—	—	—
4224	Grocery & related product whse	135	964	3 917	7	3	—	1	2	1	—	—	—	—
<b>44-45</b>	<b>Retail trade</b>	<b>4 563</b>	<b>19 591</b>	<b>81 309</b>	<b>427</b>	<b>217</b>	<b>114</b>	<b>48</b>	<b>31</b>	<b>12</b>	<b>4</b>	<b>1</b>	—	—
441	Motor vehicle & parts dealers	603	4 062	17 102	66	32	14	12	7	1	—	—	—	—
4411	Automobile dealers	355	2 818	11 952	31	18	3	3	6	1	—	—	—	—
44111	New car dealers	280	2 548	10 446	10	1	1	2	5	1	—	—	—	—
441110	New car dealers	280	2 548	10 446	10	1	1	2	5	1	—	—	—	—
4413	Automotive parts, accessories & tire stores	205	977	4 073	29	12	9	7	1	—	—	—	—	—
44131	Automotive parts, accessories & tire stores	104	435	1 803	16	7	6	3	—	—	—	—	—	—
441310	Automotive parts, accessories & tire stores	104	435	1 803	16	7	6	3	—	—	—	—	—	—
44132	Tire dealers	101	542	2 270	13	5	3	4	1	—	—	—	—	—
441320	Tire dealers	101	542	2 270	13	5	3	4	1	—	—	—	—	—
442	Furniture & home furnishing stores	157	569	2 383	25	14	7	2	2	—	—	—	—	—
443	Electronics & appliance stores	203	1 745	6 632	19	14	2	1	1	—	1	—	—	—
4431	Electronics & appliance stores	203	1 745	6 632	19	14	2	1	1	—	1	—	—	—
44311	Appliance, TV & all other electronics stores	162	1 474	5 414	12	9	1	1	—	—	1	—	—	—
444	Bldg material & garden equip & supp dealers	475	2 198	9 369	39	20	11	4	2	1	1	—	—	—
4441	Building material & supplies dealers	347	1 779	7 492	22	11	6	3	—	1	1	—	—	—
44411	Home centers	(C)	(D)	(D)	1	—	—	—	—	—	1	—	—	—
44419	Other building material dealers	135	992	4 126	15	7	5	2	—	1	—	—	—	—
444190	Other building material dealers	135	992	4 126	15	7	5	2	—	1	—	—	—	—
4442	Lawn & garden equip & supplies stores	128	419	1 877	17	9	5	1	2	—	—	—	—	—
445	Food & beverage stores	837	2 852	12 055	52	24	11	5	4	8	—	—	—	—
4451	Grocery stores	807	2 643	11 217	44	18	10	4	4	8	—	—	—	—
44511	Grocery (except convenience) stores	721	2 450	10 201	21	3	4	2	4	8	—	—	—	—
445110	Grocery (except convenience) stores	721	2 450	10 201	21	3	4	2	4	8	—	—	—	—
446	Health & personal care stores	356	1 345	5 453	32	10	7	8	7	—	—	—	—	—
4461	Health & personal care stores	356	1 345	5 453	32	10	7	8	7	—	—	—	—	—
44611	Pharmacies & drug stores	298	1 127	4 570	20	2	5	7	6	—	—	—	—	—
446110	Pharmacies & drug stores	298	1 127	4 570	20	2	5	7	6	—	—	—	—	—
447	Gasoline stations	338	1 334	5 240	62	35	18	7	2	—	—	—	—	—
4471	Gasoline stations	338	1 334	5 240	62	35	18	7	2	—	—	—	—	—
44711	Gasoline stations with convenience stores	239	912	3 545	48	24	17	7	—	—	—	—	—	—
447110	Gasoline stations with convenience stores	239	912	3 545	48	24	17	7	—	—	—	—	—	—
448	Clothing & clothing accessories stores	237	757	3 263	40	21	14	3	2	—	—	—	—	—
4481	Clothing stores	115	262	1 059	24	15	8	—	1	—	—	—	—	—
452	General merchandise stores	914	3 341	13 956	23	7	8	3	1	2	1	1	—	—
4521	Department stores	777	2 956	12 325	4	—	—	—	—	2	1	1	—	—
45211	Department stores	777	2 956	12 325	4	—	—	—	—	2	1	1	—	—
452110	Department stores	777	2 956	12 325	4	—	—	—	—	2	1	1	—	—
4529	Other general merchandise stores	137	385	1 631	19	7	8	3	1	—	—	—	—	—
45299	All other general merchandise stores	137	385	1 631	19	7	8	3	1	—	—	—	—	—
452990	All other general merchandise stores	137	385	1 631	19	7	8	3	1	—	—	—	—	—
453	Miscellaneous store retailers	186	761	3 207	42	26	13	1	2	—	—	—	—	—
454	Nonstore retailers	167	365	1 543	9	5	2	—	1	—	1	—	—	—
4542	Vending machine operators	(C)	(D)	(D)	2	1	—	—	—	—	1	—	—	—
45421	Vending machine operators	(C)	(D)	(D)	2	1	—	—	—	—	1	—	—	—
<b>48-49</b>	<b>Transportation &amp; warehousing</b>	<b>556</b>	<b>4 051</b>	<b>17 598</b>	<b>46</b>	<b>21</b>	<b>10</b>	<b>7</b>	<b>5</b>	<b>2</b>	<b>1</b>	—	—	—
484	Truck transportation	459	3 568	15 558	38	20	6	6	3	2	1	—	—	—
4841	General freight trucking	(E)	(D)	(D)	20	8	1	6	2	2	1	—	—	—
48412	General freight trucking, long-distance	340	2 859	12 486	17	7	—	5	2	2	1	—	—	—
484121	General freight trucking, long-distance, TL	167	970	4 486	13	7	—	3	1	2	—	—	—	—
484122	General freight trucking, long-distance, LTL	173	1 889	8 000	4	—	—	2	1	—	1	—	—	—
<b>51</b>	<b>Information</b>	<b>357</b>	<b>2 165</b>	<b>8 720</b>	<b>19</b>	<b>5</b>	<b>2</b>	<b>5</b>	<b>5</b>	<b>2</b>	—	—	—	—
511	Publishing industries	(C)	(D)	(D)	4	—	—	1	1	2	—	—	—	—
5111	Newspaper, periodical, book, database publishers	(C)	(D)	(D)	4	—	—	1	1	2	—	—	—	—
51111	Newspaper publishers	(C)	(D)	(D)	2	—	—	—	1	1	—	—	—	—
513	Broadcasting & telecommunications	109	1 039	3 938	10	4	2	2	2	—	—	—	—	—

See footnotes at end of table.

**Table 6. Counties—Employees, Payroll, and Establishments by Industry: 2002—Con.**

[Excludes most government employees, railroad employees, and self-employed persons. Size class 1 to 4 includes establishments with payroll, but no employees, during mid-March pay period. (D) denotes figures withheld to avoid disclosing data for individual companies; the data are included in broader industry totals. Detailed industries with 100 or more employees are shown if industry was not a (D). For explanation of terms, abbreviations, and data reliability/comparability, see introductory text]

NAICS code	Industry	Number of employees for week including March 12	Payroll (\$1,000)		Total number of establishments	Number of establishments by employment-size class								
			First quarter	Annual		1 to 4	5 to 9	10 to 19	20 to 49	50 to 99	100 to 249	250 to 499	500 to 999	1,000 or more
<b>CLEVELAND—Con.</b>														
<b>52</b>	<b>Finance &amp; insurance</b> .....	<b>763</b>	<b>5 478</b>	<b>21 969</b>	<b>110</b>	<b>63</b>	<b>32</b>	<b>5</b>	<b>9</b>	<b>1</b>	—	—	—	—
522	Credit intermediation & related activities .....	535	3 350	13 698	59	23	26	4	5	1	—	—	—	—
5221	Depository credit intermediation .....	448	2 749	11 293	36	8	18	4	5	1	—	—	—	—
52211	Commercial banking .....	386	2 344	9 631	29	4	17	4	3	1	—	—	—	—
522110	Commercial banking .....	386	2 344	9 631	29	4	17	4	3	1	—	—	—	—
524	Insurance carriers & related activities .....	202	1 801	6 682	40	30	5	1	4	—	—	—	—	—
5242	Agencies & other insurance related activities ...	(C)	(D)	(D)	33	27	4	1	1	—	—	—	—	—
52421	Insurance agencies & brokerages .....	114	891	3 768	31	25	4	1	1	—	—	—	—	—
524210	Insurance agencies & brokerages .....	114	891	3 768	31	25	4	1	1	—	—	—	—	—
<b>53</b>	<b>Real estate &amp; rental &amp; leasing</b> .....	<b>335</b>	<b>1 845</b>	<b>8 836</b>	<b>69</b>	<b>51</b>	<b>12</b>	<b>4</b>	<b>1</b>	<b>1</b>	—	—	—	—
531	Real estate .....	(C)	(D)	(D)	48	41	3	2	1	1	—	—	—	—
5311	Lessors of real estate .....	162	835	4 417	28	23	3	1	—	1	—	—	—	—
53112	Lessors of nonres bldg (exc min Warehouses) .....	125	718	3 925	12	9	2	—	—	1	—	—	—	—
531120	Lessors of nonres bldg (exc min Warehouses) .....	125	718	3 925	12	9	2	—	—	1	—	—	—	—
532	Rental & leasing services .....	(C)	(D)	(D)	20	9	9	2	—	—	—	—	—	—
<b>54</b>	<b>Professional, scientific &amp; technical services</b> .....	<b>592</b>	<b>3 378</b>	<b>14 734</b>	<b>115</b>	<b>79</b>	<b>21</b>	<b>8</b>	<b>7</b>	—	—	—	—	—
541	Professional, scientific & technical services .....	592	3 378	14 734	115	79	21	8	7	—	—	—	—	—
5412	Accounting, tax prep, bookkeep, payroll services .....	232	718	2 537	30	19	5	1	5	—	—	—	—	—
54121	Accounting, tax prep, bookkeep, payroll services .....	232	718	2 537	30	19	5	1	5	—	—	—	—	—
541213	Tax preparation services .....	107	256	459	8	4	—	—	4	—	—	—	—	—
<b>55</b>	<b>Management of companies &amp; enterprises</b> .....	<b>82</b>	<b>1 158</b>	<b>4 459</b>	<b>7</b>	<b>4</b>	—	<b>1</b>	<b>2</b>	—	—	—	—	—
<b>56</b>	<b>Admin, support, waste mgt, remediation services</b> .....	<b>604</b>	<b>2 322</b>	<b>13 543</b>	<b>79</b>	<b>56</b>	<b>7</b>	<b>8</b>	<b>7</b>	—	<b>1</b>	—	—	—
561	Administrative & support services .....	(F)	(D)	(D)	75	53	7	8	6	—	1	—	—	—
5613	Employment services .....	324	1 091	8 116	12	5	—	2	4	—	1	—	—	—
56132	Temporary help services .....	320	1 062	7 919	9	2	—	2	4	—	1	—	—	—
561320	Temporary help services .....	320	1 062	7 919	9	2	—	2	4	—	1	—	—	—
5617	Services to buildings & dwellings .....	183	726	3 212	49	39	5	3	2	—	—	—	—	—
<b>61</b>	<b>Educational services</b> .....	<b>(F)</b>	<b>(D)</b>	<b>(D)</b>	<b>16</b>	<b>12</b>	<b>1</b>	—	<b>2</b>	—	—	—	<b>1</b>	—
611	Educational services .....	(F)	(D)	(D)	16	12	1	—	2	—	—	—	1	—
6113	Colleges, universities & professional schools ...	(F)	(D)	(D)	2	—	—	—	1	—	—	—	1	—
61131	Colleges, universities & professional schools ...	(F)	(D)	(D)	2	—	—	—	1	—	—	—	1	—
<b>62</b>	<b>Health care and social assistance</b> .....	<b>4 601</b>	<b>31 099</b>	<b>129 628</b>	<b>221</b>	<b>84</b>	<b>48</b>	<b>48</b>	<b>22</b>	<b>13</b>	<b>5</b>	—	<b>1</b>	—
621	Ambulatory health care services .....	1 431	12 972	58 759	126	49	31	28	13	4	1	—	—	—
6211	Offices of physicians .....	594	7 576	36 147	56	19	16	13	6	2	—	—	—	—
62111	Offices of physicians .....	594	7 576	36 147	56	19	16	13	6	2	—	—	—	—
621111	Offices of physicians (exc mental health) ...	594	7 576	36 147	56	19	16	13	6	2	—	—	—	—
6212	Offices of dentists .....	215	1 862	8 058	29	11	8	9	1	—	—	—	—	—
62121	Offices of dentists .....	215	1 862	8 058	29	11	8	9	1	—	—	—	—	—
621210	Offices of dentists .....	215	1 862	8 058	29	11	8	9	1	—	—	—	—	—
6213	Offices of other health practitioners .....	133	849	3 620	24	15	5	3	1	—	—	—	—	—
6216	Home health care services .....	361	1 622	6 698	6	—	—	—	3	2	1	—	—	—
62161	Home health care services .....	361	1 622	6 698	6	—	—	—	3	2	1	—	—	—
621610	Home health care services .....	361	1 622	6 698	6	—	—	—	3	2	1	—	—	—
622	Hospitals .....	(G)	(D)	(D)	3	—	—	—	—	1	1	—	1	—
6221	General medical & surgical hospitals .....	(G)	(D)	(D)	3	—	—	—	—	1	1	—	1	—
62211	General medical & surgical hospitals .....	(G)	(D)	(D)	3	—	—	—	—	1	1	—	1	—
623	Nursing & residential care facilities .....	1 235	4 972	19 382	36	11	5	7	5	5	3	—	—	—
6231	Nursing care facilities .....	674	3 181	12 221	5	1	—	—	—	1	3	—	—	—
62311	Nursing care facilities .....	674	3 181	12 221	5	1	—	—	—	1	3	—	—	—
623110	Nursing care facilities .....	674	3 181	12 221	5	1	—	—	—	1	3	—	—	—
6232	Residential mental retardation, health facil .....	169	733	2 939	12	2	5	3	1	1	—	—	—	—
62321	Residential mental retardation facilities .....	(C)	(D)	(D)	11	1	5	3	1	1	—	—	—	—
6233	Community care facilities for the elderly .....	296	711	2 711	13	6	—	1	4	2	—	—	—	—
62331	Community care facilities for the elderly .....	296	711	2 711	13	6	—	1	4	2	—	—	—	—
623312	Homes for the elderly .....	296	711	2 711	13	6	—	1	4	2	—	—	—	—
624	Social assistance .....	(F)	(D)	(D)	56	24	12	13	4	3	—	—	—	—
6241	Individual & family services .....	269	867	3 853	13	5	2	2	2	2	—	—	—	—
62412	Services for elderly & disabled persons .....	163	541	2 624	8	3	—	2	2	1	—	—	—	—
624120	Services for elderly & disabled persons .....	163	541	2 624	8	3	—	2	2	1	—	—	—	—
6243	Vocational rehabilitation services .....	(C)	(D)	(D)	3	1	—	—	1	1	—	—	—	—
62431	Vocational rehabilitation services .....	(C)	(D)	(D)	3	1	—	—	1	1	—	—	—	—
6244	Child day care services .....	224	592	2 490	35	16	9	9	1	—	—	—	—	—
62441	Child day care services .....	224	592	2 490	35	16	9	9	1	—	—	—	—	—
624410	Child day care services .....	224	592	2 490	35	16	9	9	1	—	—	—	—	—
<b>71</b>	<b>Arts, entertainment &amp; recreation</b> .....	<b>235</b>	<b>793</b>	<b>3 876</b>	<b>30</b>	<b>15</b>	<b>8</b>	<b>4</b>	<b>2</b>	<b>1</b>	—	—	—	—
713	Amusement, gambling & recreation industries .....	213	722	3 450	22	9	6	4	2	1	—	—	—	—
7139	Other amusement & recreation industries .....	(C)	(D)	(D)	21	9	5	4	2	1	—	—	—	—
71391	Golf courses & country clubs .....	148	501	2 180	8	—	3	2	2	1	—	—	—	—
713910	Golf courses & country clubs .....	148	501	2 180	8	—	3	2	2	1	—	—	—	—

See footnotes at end of table.

**Table 6. Counties—Employees, Payroll, and Establishments by Industry: 2002—Con.**

[Excludes most government employees, railroad employees, and self-employed persons. Size class 1 to 4 includes establishments with payroll, but no employees, during mid-March pay period. (D) denotes figures withheld to avoid disclosing data for individual companies; the data are included in broader industry totals. Detailed industries with 100 or more employees are shown if industry was not a (D). For explanation of terms, abbreviations, and data reliability/comparability, see introductory text]

NAICS code	Industry	Number of employees for week including March 12	Payroll (\$1,000)		Total number of establishments	Number of establishments by employment-size class								
			First quarter	Annual		1 to 4	5 to 9	10 to 19	20 to 49	50 to 99	100 to 249	250 to 499	500 to 999	1,000 or more
<b>CLEVELAND—Con.</b>														
<b>72</b>	<b>Accommodation &amp; food services</b>	<b>2 389</b>	<b>5 635</b>	<b>23 406</b>	<b>149</b>	<b>42</b>	<b>28</b>	<b>32</b>	<b>38</b>	<b>9</b>	—	—	—	—
721	Accommodation	186	399	1 590	13	3	—	8	2	—	—	—	—	—
7211	Traveler accommodation	(C)	(D)	(D)	12	2	—	8	2	—	—	—	—	—
72111	Hotels (exc casino hotels) & motels	(C)	(D)	(D)	12	2	—	8	2	—	—	—	—	—
722	Food services & drinking places	2 203	5 236	21 816	136	39	28	24	36	9	—	—	—	—
7221	Full-service restaurants	970	2 169	8 595	64	24	9	13	13	5	—	—	—	—
72211	Full-service restaurants	970	2 169	8 595	64	24	9	13	13	5	—	—	—	—
722110	Full-service restaurants	970	2 169	8 595	64	24	9	13	13	5	—	—	—	—
7222	Limited-service eating places	1 136	2 579	10 993	56	6	13	11	22	4	—	—	—	—
72221	Limited-service eating places	1 136	2 579	10 993	56	6	13	11	22	4	—	—	—	—
722211	Limited-service restaurants	1 042	2 355	10 101	49	5	9	10	22	3	—	—	—	—
<b>81</b>	<b>Other services (except public administration)</b>	<b>1 874</b>	<b>5 848</b>	<b>24 288</b>	<b>341</b>	<b>217</b>	<b>98</b>	<b>17</b>	<b>7</b>	<b>1</b>	—	<b>1</b>	—	—
811	Repair & maintenance	383	1 905	7 817	97	73	17	5	2	—	—	—	—	—
8111	Automotive repair & maintenance	276	1 333	5 406	66	51	11	2	2	—	—	—	—	—
81111	Automotive mechanical & electrical R&M	131	540	2 191	40	34	4	2	—	—	—	—	—	—
812	Personal & laundry services	265	833	3 606	51	33	14	2	2	—	—	—	—	—
8123	Drycleaning & laundry services	107	238	984	10	6	1	1	2	—	—	—	—	—
813	Religious, grantmaking, civic, prof & like organizations	1 226	3 110	12 865	193	111	67	10	3	1	—	1	—	—
8131	Religious organizations	839	2 384	9 832	168	94	61	9	3	1	—	—	—	—
81311	Religious organizations	839	2 384	9 832	168	94	61	9	3	1	—	—	—	—
813110	Religious organizations	839	2 384	9 832	168	94	61	9	3	1	—	—	—	—
8134	Civic & social organizations	347	452	1 804	11	6	4	—	—	—	—	1	—	—
81341	Civic & social organizations	347	452	1 804	11	6	4	—	—	—	—	1	—	—
813410	Civic & social organizations	347	452	1 804	11	6	4	—	—	—	—	1	—	—
<b>95</b>	<b>Auxiliaries (exc corporate, subsidiary &amp; regional mgt)</b>	<b>(B)</b>	<b>(D)</b>	<b>(D)</b>	<b>5</b>	<b>2</b>	<b>1</b>	<b>1</b>	—	<b>1</b>	—	—	—	—
<b>99</b>	<b>Unclassified establishments</b>	<b>(B)</b>	<b>(D)</b>	<b>(D)</b>	<b>10</b>	<b>8</b>	—	<b>2</b>	—	—	—	—	—	—
<b>COLUMBUS</b>														
	<b>Total</b>	<b>13 564</b>	<b>79 135</b>	<b>326 497</b>	<b>1 182</b>	<b>660</b>	<b>251</b>	<b>143</b>	<b>83</b>	<b>26</b>	<b>15</b>	<b>2</b>	<b>2</b>	—
<b>11</b>	<b>Forestry, fishing, hunting, and agriculture support</b>	<b>161</b>	<b>989</b>	<b>3 799</b>	<b>29</b>	<b>17</b>	<b>6</b>	<b>5</b>	<b>1</b>	—	—	—	—	—
113	Forestry and logging	(C)	(D)	(D)	26	14	6	5	1	—	—	—	—	—
1133	Logging	151	891	3 456	24	12	6	5	1	—	—	—	—	—
11331	Logging	151	891	3 456	24	12	6	5	1	—	—	—	—	—
113310	Logging	151	891	3 456	24	12	6	5	1	—	—	—	—	—
<b>22</b>	<b>Utilities</b>	<b>(B)</b>	<b>(D)</b>	<b>(D)</b>	<b>3</b>	<b>1</b>	—	—	<b>2</b>	—	—	—	—	—
<b>23</b>	<b>Construction</b>	<b>682</b>	<b>3 253</b>	<b>13 203</b>	<b>102</b>	<b>61</b>	<b>25</b>	<b>9</b>	<b>5</b>	<b>2</b>	—	—	—	—
233	Building, developing & general contracting	253	1 263	4 934	30	17	8	3	1	1	—	—	—	—
2333	Nonresidential building construction	(C)	(D)	(D)	9	3	2	2	1	1	—	—	—	—
23332	Commercial & institutional bldg construction	(C)	(D)	(D)	8	3	2	1	1	1	—	—	—	—
234	Heavy construction	133	654	2 879	13	5	6	—	1	1	—	—	—	—
235	Special trade contractors	296	1 336	5 390	59	39	11	6	3	—	—	—	—	—
<b>31-33</b>	<b>Manufacturing</b>	<b>3 086</b>	<b>28 599</b>	<b>117 030</b>	<b>39</b>	<b>9</b>	<b>2</b>	<b>6</b>	<b>9</b>	<b>4</b>	<b>7</b>	<b>1</b>	<b>1</b>	—
313	Textile mills	(C)	(D)	(D)	2	—	—	—	1	—	1	—	—	—
3131	Fiber, yarn & thread mills	(C)	(D)	(D)	2	—	—	—	1	—	1	—	—	—
31311	Fiber, yarn & thread mills	(C)	(D)	(D)	2	—	—	—	1	—	1	—	—	—
321	Wood product mfg	753	6 066	26 846	8	1	—	2	1	2	1	1	—	—
3211	Sawmills & wood preservation	(E)	(D)	(D)	2	—	—	—	—	1	1	—	—	—
32111	Sawmills & wood preservation	(E)	(D)	(D)	2	—	—	—	—	1	1	—	—	—
3212	Veneer, plywood & engineered wood product mfg	(E)	(D)	(D)	3	—	—	—	1	1	—	1	—	—
32121	Veneer, plywood & engineered wood product mfg	(E)	(D)	(D)	3	—	—	—	1	1	—	1	—	—
322	Paper mfg	(G)	(D)	(D)	2	—	—	—	—	—	1	—	1	—
3221	Pulp, paper & paperboard mills	(F)	(D)	(D)	1	—	—	—	—	—	—	—	1	—
32212	Paper mills	(F)	(D)	(D)	1	—	—	—	—	—	—	—	1	—
3222	Converted paper product mfg	(C)	(D)	(D)	1	—	—	—	—	—	1	—	—	—
32222	Paper bag & coated & treated paper mfg	(C)	(D)	(D)	1	—	—	—	—	—	1	—	—	—
325	Chemical mfg	138	1 501	5 939	4	1	—	1	1	—	1	—	—	—
3251	Basic chemical mfg	(C)	(D)	(D)	1	—	—	—	—	—	1	—	—	—
32519	Other basic organic chemical mfg	(C)	(D)	(D)	1	—	—	—	—	—	1	—	—	—
326	Plastics & rubber products mfg	(E)	(D)	(D)	3	—	—	—	2	—	1	—	—	—
3261	Plastics product mfg	(E)	(D)	(D)	3	—	—	—	2	—	1	—	—	—
32619	Other plastics product mfg	(C)	(D)	(D)	2	—	—	—	1	—	1	—	—	—
333	Machinery mfg	184	1 504	6 724	4	1	—	1	1	—	1	—	—	—
3334	HVAC & commercial refrigeration equipment mfg	(C)	(D)	(D)	1	—	—	—	—	—	1	—	—	—
33341	HVAC & commercial refrigeration equipment mfg	(C)	(D)	(D)	1	—	—	—	—	—	1	—	—	—

See footnotes at end of table.

**Table 6. Counties—Employees, Payroll, and Establishments by Industry: 2002—Con.**

[Excludes most government employees, railroad employees, and self-employed persons. Size class 1 to 4 includes establishments with payroll, but no employees, during mid-March pay period. (D) denotes figures withheld to avoid disclosing data for individual companies; the data are included in broader industry totals. Detailed industries with 100 or more employees are shown if industry was not a (D). For explanation of terms, abbreviations, and data reliability/comparability, see introductory text]

NAICS code	Industry	Number of employees for week including March 12	Payroll (\$1,000)		Total number of establishments	Number of establishments by employment-size class																				
			First quarter	Annual		1 to 4	5 to 9	10 to 19	20 to 49	50 to 99	100 to 249	250 to 499	500 to 999	1,000 or more												
<b>COLUMBUS—Con.</b>																										
<b>31-33 Manufacturing—Con.</b>																										
337	Furniture & related product mfg . . . . .	(C)	(D)	(D)	3	1	—	—	—	1	1	—	—	—	—	—	—									
3372	Office furniture (including fixtures) mfg . . . . .	(C)	(D)	(D)	1	—	—	—	—	—	1	—	—	—	—	—	—									
33721	Office furniture (including fixtures) mfg . . . . .	(C)	(D)	(D)	1	—	—	—	—	—	1	—	—	—	—	—	—									
<b>42</b>	<b>Wholesale trade . . . . .</b>	<b>418</b>	<b>2 419</b>	<b>10 042</b>	<b>52</b>	<b>28</b>	<b>13</b>	<b>7</b>	<b>2</b>	<b>2</b>	—	—	—	—	—	—										
421	Wholesale trade, durable goods . . . . .	133	851	3 692	25	15	5	4	1	—	—	—	—	—	—	—	—									
422	Wholesale trade, nondurable goods . . . . .	285	1 568	6 350	27	13	8	3	1	2	—	—	—	—	—	—	—									
4224	Grocery & related product whse . . . . .	191	978	4 241	5	—	1	1	1	2	—	—	—	—	—	—	—									
42248	Fresh fruit & vegetable whse . . . . .	(C)	(D)	(D)	2	—	—	—	—	2	—	—	—	—	—	—	—									
<b>44-45</b>	<b>Retail trade . . . . .</b>	<b>2 394</b>	<b>9 656</b>	<b>41 749</b>	<b>288</b>	<b>149</b>	<b>80</b>	<b>34</b>	<b>18</b>	<b>6</b>	<b>1</b>	—	—	—	—	—	—									
441	Motor vehicle & parts dealers . . . . .	304	1 612	7 409	51	34	10	3	4	—	—	—	—	—	—	—	—									
4411	Automobile dealers . . . . .	(C)	(D)	(D)	23	16	3	1	3	—	—	—	—	—	—	—	—									
44111	New car dealers . . . . .	101	655	2 881	8	4	—	1	3	—	—	—	—	—	—	—	—									
441110	New car dealers . . . . .	101	655	2 881	8	4	—	1	3	—	—	—	—	—	—	—	—									
4413	Automotive parts, accessories & tire stores . . . . .	150	740	3 674	26	16	7	2	1	—	—	—	—	—	—	—	—									
444	Bldg material & garden equip & supp dealers . . . . .	160	1 005	4 324	30	19	4	6	1	—	—	—	—	—	—	—	—									
4441	Building material & supplies dealers . . . . .	110	725	3 216	17	9	3	4	1	—	—	—	—	—	—	—	—									
445	Food & beverage stores . . . . .	510	1 634	6 889	31	12	6	2	9	2	—	—	—	—	—	—	—									
4451	Grocery stores . . . . .	476	1 541	6 445	20	4	3	2	9	2	—	—	—	—	—	—	—									
44511	Grocery (except convenience) stores . . . . .	447	1 462	6 139	15	2	1	1	9	2	—	—	—	—	—	—	—									
445110	Grocery (except convenience) stores . . . . .	447	1 462	6 139	15	2	1	1	9	2	—	—	—	—	—	—	—									
446	Health & personal care stores . . . . .	240	1 195	5 877	21	7	3	9	1	1	—	—	—	—	—	—	—									
4461	Health & personal care stores . . . . .	240	1 195	5 877	21	7	3	9	1	1	—	—	—	—	—	—	—									
44611	Pharmacies & drug stores . . . . .	162	878	4 486	14	3	2	8	1	—	—	—	—	—	—	—	—									
446110	Pharmacies & drug stores . . . . .	162	878	4 486	14	3	2	8	1	—	—	—	—	—	—	—	—									
447	Gasoline stations . . . . .	272	943	4 111	47	19	21	6	1	—	—	—	—	—	—	—	—									
4471	Gasoline stations . . . . .	272	943	4 111	47	19	21	6	1	—	—	—	—	—	—	—	—									
44711	Gasoline stations with convenience stores . . . . .	257	882	3 860	43	16	20	6	1	—	—	—	—	—	—	—	—									
447110	Gasoline stations with convenience stores . . . . .	257	882	3 860	43	16	20	6	1	—	—	—	—	—	—	—	—									
448	Clothing & clothing accessories stores . . . . .	268	707	2 553	31	14	12	3	1	1	—	—	—	—	—	—	—									
4481	Clothing stores . . . . .	218	534	1 892	20	9	7	2	1	1	—	—	—	—	—	—	—									
44812	Women's clothing stores . . . . .	128	389	1 246	9	3	5	—	—	1	—	—	—	—	—	—	—									
448120	Women's clothing stores . . . . .	128	389	1 246	9	3	5	—	—	1	—	—	—	—	—	—	—									
452	General merchandise stores . . . . .	432	1 584	6 867	21	4	12	1	1	2	1	—	—	—	—	—	—									
4521	Department stores . . . . .	313	1 194	4 834	3	—	—	—	—	2	1	—	—	—	—	—	—									
45211	Department stores . . . . .	313	1 194	4 834	3	—	—	—	—	2	1	—	—	—	—	—	—									
452110	Department stores . . . . .	313	1 194	4 834	3	—	—	—	—	2	1	—	—	—	—	—	—									
4529	Other general merchandise stores . . . . .	119	390	2 033	18	4	12	1	1	—	—	—	—	—	—	—	—									
45299	All other general merchandise stores . . . . .	119	390	2 033	18	4	12	1	1	—	—	—	—	—	—	—	—									
452990	All other general merchandise stores . . . . .	119	390	2 033	18	4	12	1	1	—	—	—	—	—	—	—	—									
<b>48-49</b>	<b>Transportation &amp; warehousing . . . . .</b>	<b>261</b>	<b>1 674</b>	<b>6 543</b>	<b>50</b>	<b>36</b>	<b>5</b>	<b>4</b>	<b>5</b>	—	—	—	—	—	—	—	—									
484	Truck transportation . . . . .	(C)	(D)	(D)	43	31	4	3	5	—	—	—	—	—	—	—	—									
4842	Specialized freight trucking . . . . .	153	992	4 000	27	19	2	2	4	—	—	—	—	—	—	—	—									
<b>51</b>	<b>Information . . . . .</b>	<b>177</b>	<b>1 258</b>	<b>5 121</b>	<b>13</b>	<b>7</b>	<b>1</b>	<b>3</b>	<b>1</b>	<b>1</b>	—	—	—	—	—	—	—									
<b>52</b>	<b>Finance &amp; insurance . . . . .</b>	<b>1 208</b>	<b>5 020</b>	<b>20 514</b>	<b>65</b>	<b>36</b>	<b>11</b>	<b>10</b>	<b>3</b>	<b>2</b>	<b>2</b>	<b>1</b>	—	—	—	—	—									
522	Credit intermediation & related activities . . . . .	1 131	4 575	18 696	40	15	8	10	2	2	2	1	—	—	—	—	—									
5221	Depository credit intermediation . . . . .	1 072	4 263	17 346	24	3	6	8	2	2	2	1	—	—	—	—	—									
52211	Commercial banking . . . . .	(G)	(D)	(D)	19	2	5	5	2	2	2	1	—	—	—	—	—									
<b>53</b>	<b>Real estate &amp; rental &amp; leasing . . . . .</b>	<b>224</b>	<b>815</b>	<b>3 946</b>	<b>31</b>	<b>21</b>	<b>6</b>	<b>2</b>	<b>1</b>	—	<b>1</b>	—	—	—	—	—	—									
532	Rental & leasing services . . . . .	170	472	2 075	14	6	5	2	—	—	1	—	—	—	—	—	—									
5322	Consumer goods rental . . . . .	150	292	1 340	8	3	2	2	—	—	1	—	—	—	—	—	—									
53229	Other consumer goods rental . . . . .	(C)	(D)	(D)	2	—	1	—	—	—	1	—	—	—	—	—	—									
<b>54</b>	<b>Professional, scientific &amp; technical services . . . . .</b>	<b>229</b>	<b>1 358</b>	<b>5 646</b>	<b>60</b>	<b>48</b>	<b>7</b>	<b>4</b>	<b>1</b>	—	—	—	—	—	—	—	—									
541	Professional, scientific & technical services . . . . .	229	1 358	5 646	60	48	7	4	1	—	—	—	—	—	—	—	—									
5412	Accounting, tax prep, bookkeep, payroll services . . . . .	111	819	3 260	21	15	4	1	1	—	—	—	—	—	—	—	—									
54121	Accounting, tax prep, bookkeep, payroll services . . . . .	111	819	3 260	21	15	4	1	1	—	—	—	—	—	—	—	—									
<b>55</b>	<b>Management of companies &amp; enterprises . . . . .</b>	<b>78</b>	<b>532</b>	<b>2 092</b>	<b>6</b>	<b>4</b>	<b>1</b>	—	—	<b>1</b>	—	—	—	—	—	—	—									
<b>56</b>	<b>Admin, support, waste mgt, remediation services . . . . .</b>	<b>516</b>	<b>2 511</b>	<b>10 063</b>	<b>43</b>	<b>28</b>	<b>7</b>	<b>3</b>	<b>2</b>	<b>2</b>	<b>1</b>	—	—	—	—	—	—									
561	Administrative & support services . . . . .	493	2 304	9 255	40	26	7	2	2	2	1	—	—	—	—	—	—									
5613	Employment services . . . . .	243	1 196	4 118	3	1	—	—	—	1	1	—	—	—	—	—	—									
56131	Employment placement agencies . . . . .	(C)	(D)	(D)	2	1	—	—	—	—	1	—	—	—	—	—	—									
5617	Services to buildings & dwellings . . . . .	112	585	2 751	26	18	6	1	1	—	—	—	—	—	—	—	—									
<b>61</b>	<b>Educational services . . . . .</b>	<b>61</b>	<b>272</b>	<b>1 057</b>	<b>12</b>	<b>9</b>	<b>1</b>	<b>1</b>	<b>1</b>	—	—	—	—	—	—	—	—									

See footnotes at end of table.



**Table 6. Counties—Employees, Payroll, and Establishments by Industry: 2002—Con.**

[Excludes most government employees, railroad employees, and self-employed persons. Size class 1 to 4 includes establishments with payroll, but no employees, during mid-March pay period. (D) denotes figures withheld to avoid disclosing data for individual companies; the data are included in broader industry totals. Detailed industries with 100 or more employees are shown if industry was not a (D). For explanation of terms, abbreviations, and data reliability/comparability, see introductory text]

NAICS code	Industry	Number of employees for week including March 12	Payroll (\$1,000)		Total number of establishments	Number of establishments by employment-size class								
			First quarter	Annual		1 to 4	5 to 9	10 to 19	20 to 49	50 to 99	100 to 249	250 to 499	500 to 999	1,000 or more
<b>COLUMBUS—Con.</b>														
<b>62</b>	<b>Health care and social assistance</b>	<b>2 637</b>	<b>16 019</b>	<b>66 064</b>	<b>146</b>	<b>47</b>	<b>42</b>	<b>35</b>	<b>13</b>	<b>5</b>	<b>3</b>		<b>1</b>	
621	Ambulatory health care services	1 197	6 824	30 250	89	31	27	19	7	4	1			
6211	Offices of physicians	282	3 252	14 395	37	13	13	9	2					
62111	Offices of physicians	282	3 252	14 395	37	13	13	9	2					
6213	Offices of other health practitioners	105	722	3 120	13	7	2	2	2					
6214	Outpatient care centers	(C)	(D)	(D)	4	1		2		1				
6216	Home health care services	524	1 491	6 710	15	4	3	2	2	3	1			
62161	Home health care services	524	1 491	6 710	15	4	3	2	2	3	1			
621610	Home health care services	524	1 491	6 710	15	4	3	2	2	3	1			
622	Hospitals	(F)	(D)	(D)	1								1	
6221	General medical & surgical hospitals	(F)	(D)	(D)	1								1	
62211	General medical & surgical hospitals	(F)	(D)	(D)	1								1	
623	Nursing & residential care facilities	595	3 225	12 818	28	5	8	10	2	1	2			
6231	Nursing care facilities	363	1 872	7 251	6	1	2			1	2			
62311	Nursing care facilities	363	1 872	7 251	6	1	2			1	2			
623110	Nursing care facilities	363	1 872	7 251	6	1	2			1	2			
6232	Residential mental retardation, health facil	(C)	(D)	(D)	18	3	6	9						
624	Social assistance	(C)	(D)	(D)	28	11	7	6	4					
6244	Child day care services	132	446	1 653	15	5	4	4	2					
62441	Child day care services	132	446	1 653	15	5	4	4	2					
624410	Child day care services	132	446	1 653	15	5	4	4	2					
<b>71</b>	<b>Arts, entertainment &amp; recreation</b>	<b>(B)</b>	<b>(D)</b>	<b>(D)</b>	<b>12</b>	<b>7</b>	<b>1</b>	<b>3</b>	<b>1</b>					
<b>72</b>	<b>Accommodation &amp; food services</b>	<b>744</b>	<b>1 579</b>	<b>6 747</b>	<b>84</b>	<b>45</b>	<b>14</b>	<b>11</b>	<b>13</b>	<b>1</b>				
722	Food services & drinking places	(F)	(D)	(D)	77	39	13	11	13	1				
7221	Full-service restaurants	277	650	2 836	38	21	8	5	4					
72211	Full-service restaurants	277	650	2 836	38	21	8	5	4					
722110	Full-service restaurants	277	650	2 836	38	21	8	5	4					
7222	Limited-service eating places	448	879	3 696	38	17	5	6	9	1				
72221	Limited-service eating places	448	879	3 696	38	17	5	6	9	1				
<b>81</b>	<b>Other services (except public administration)</b>	<b>514</b>	<b>1 598</b>	<b>7 139</b>	<b>140</b>	<b>103</b>	<b>29</b>	<b>4</b>	<b>4</b>					
811	Repair & maintenance	173	651	2 835	52	39	12		1					
8111	Automotive repair & maintenance	138	501	2 225	38	28	9		1					
812	Personal & laundry services	109	381	2 025	26	19	4	2	1					
813	Religious, grantmaking, civic, prof & like organizations	232	566	2 279	62	45	13	2	2					
8131	Religious organizations	203	472	1 931	53	39	10	2	2					
81311	Religious organizations	203	472	1 931	53	39	10	2	2					
813110	Religious organizations	203	472	1 931	53	39	10	2	2					
<b>95</b>	<b>Auxiliaries (exc corporate, subsidiary &amp; regional mgt)</b>	<b>(B)</b>	<b>(D)</b>	<b>(D)</b>	<b>3</b>			<b>2</b>	<b>1</b>					
<b>99</b>	<b>Unclassified establishments</b>	<b>2</b>	<b>3</b>	<b>58</b>	<b>4</b>	<b>4</b>								
<b>CRAVEN</b>														
	<b>Total</b>	<b>27 112</b>	<b>176 002</b>	<b>735 253</b>	<b>2 171</b>	<b>1 130</b>	<b>466</b>	<b>293</b>	<b>200</b>	<b>54</b>	<b>19</b>	<b>6</b>	<b>2</b>	<b>1</b>
<b>11</b>	<b>Forestry, fishing, hunting, and agriculture support</b>	<b>217</b>	<b>1 544</b>	<b>6 430</b>	<b>32</b>	<b>12</b>	<b>11</b>	<b>9</b>						
113	Forestry and logging	210	1 489	6 272	29	9	11	9						
1133	Logging	210	1 489	6 272	29	9	11	9						
11331	Logging	210	1 489	6 272	29	9	11	9						
113310	Logging	210	1 489	6 272	29	9	11	9						
<b>21</b>	<b>Mining</b>	<b>(B)</b>	<b>(D)</b>	<b>(D)</b>	<b>2</b>	<b>1</b>			<b>1</b>					
<b>22</b>	<b>Utilities</b>	<b>68</b>	<b>1 020</b>	<b>3 485</b>	<b>4</b>	<b>1</b>	<b>1</b>		<b>2</b>					
<b>23</b>	<b>Construction</b>	<b>1 480</b>	<b>8 766</b>	<b>39 212</b>	<b>237</b>	<b>148</b>	<b>44</b>	<b>31</b>	<b>12</b>	<b>1</b>	<b>1</b>			
233	Building, developing & general contracting	367	2 033	9 567	81	57	13	7	4					
2332	Residential building construction	229	1 193	6 005	62	46	10	5	1					
23321	Single-family housing construction	212	1 129	5 708	59	44	10	4	1					
233210	Single-family housing construction	212	1 129	5 708	59	44	10	4	1					
2333	Nonresidential building construction	125	777	3 287	13	6	2	2	3					
23332	Commercial & institutional bldg construction	125	777	3 287	13	6	2	2	3					
233320	Commercial & institutional bldg construction	125	777	3 287	13	6	2	2	3					
234	Heavy construction	300	2 297	9 969	22	10	3	7	1		1			
2341	Highway, street, bridge & tunnel construction	202	1 725	7 679	7	2	1	3			1			
23411	Highway & street construction	202	1 725	7 679	7	2	1	3			1			
234110	Highway & street construction	202	1 725	7 679	7	2	1	3			1			
235	Special trade contractors	813	4 436	19 676	134	81	28	17	7	1				
2351	Plumbing, heating & AC contractor	264	1 550	7 010	31	17	8	3	2	1				
23511	Plumbing, heating & AC contractor	264	1 550	7 010	31	17	8	3	2	1				
235110	Plumbing, heating & AC contractor	264	1 550	7 010	31	17	8	3	2	1				
2353	Electrical contractors	137	599	2 808	14	7	2	3	2					
23531	Electrical contractors	137	599	2 808	14	7	2	3	2					
235310	Electrical contractors	137	599	2 808	14	7	2	3	2					
2359	Other special trade contractors	104	514	2 466	27	18	7	2						

See footnotes at end of table.

**Table 6. Counties—Employees, Payroll, and Establishments by Industry: 2002—Con.**

[Excludes most government employees, railroad employees, and self-employed persons. Size class 1 to 4 includes establishments with payroll, but no employees, during mid-March pay period. (D) denotes figures withheld to avoid disclosing data for individual companies; the data are included in broader industry totals. Detailed industries with 100 or more employees are shown if industry was not a (D). For explanation of terms, abbreviations, and data reliability/comparability, see introductory text]

NAICS code	Industry	Number of employees for week including March 12	Payroll (\$1,000)		Total number of establishments	Number of establishments by employment-size class								
			First quarter	Annual		1 to 4	5 to 9	10 to 19	20 to 49	50 to 99	100 to 249	250 to 499	500 to 999	1,000 or more
<b>Craven—Con.</b>														
<b>31-33</b>	<b>Manufacturing</b>	<b>3 977</b>	<b>37 919</b>	<b>149 346</b>	<b>75</b>	<b>26</b>	<b>17</b>	<b>13</b>	<b>6</b>	<b>7</b>	<b>2</b>	<b>2</b>	<b>2</b>	<b>-</b>
311	Food mfg	(C)	(D)	(D)	5	3	-	1	-	1	-	-	-	-
313	Textile mills	(E)	(D)	(D)	1	-	-	-	-	-	-	1	-	-
3131	Fiber, yarn & thread mills	(E)	(D)	(D)	1	-	-	-	-	-	-	1	-	-
31311	Fiber, yarn & thread mills	(E)	(D)	(D)	1	-	-	-	-	-	-	1	-	-
321	Wood product mfg	249	2 085	8 717	6	1	-	1	2	1	1	-	-	-
3211	Sawmills & wood preservation	(C)	(D)	(D)	3	-	-	-	2	-	1	-	-	-
32111	Sawmills & wood preservation	(C)	(D)	(D)	3	-	-	-	2	-	1	-	-	-
322	Paper mfg	(E)	(D)	(D)	2	-	1	-	-	-	-	1	-	-
3221	Pulp, paper & paperboard mills	(E)	(D)	(D)	1	-	-	-	-	-	-	1	-	-
32211	Pulp mills	(E)	(D)	(D)	1	-	-	-	-	-	-	1	-	-
326	Plastics & rubber products mfg	192	1 838	7 828	5	-	-	3	-	2	-	-	-	-
3261	Plastics product mfg	(C)	(D)	(D)	4	-	-	2	-	2	-	-	-	-
332	Fabricated metal product mfg	(G)	(D)	(D)	12	5	2	3	-	1	-	-	1	-
3329	Other fabricated metal product mfg	(F)	(D)	(D)	2	1	-	-	-	-	-	-	1	-
33291	Metal valve mfg	(F)	(D)	(D)	1	-	-	-	-	-	-	-	1	-
335	Electrical equip, appliance & component mfg	(C)	(D)	(D)	1	-	-	-	-	-	1	-	-	-
3352	Household appliance mfg	(C)	(D)	(D)	1	-	-	-	-	-	1	-	-	-
33522	Major appliance mfg	(C)	(D)	(D)	1	-	-	-	-	-	1	-	-	-
336	Transportation equipment mfg	(F)	(D)	(D)	4	2	-	1	-	-	-	-	1	-
3366	Ship & boat building	(F)	(D)	(D)	2	1	-	-	-	-	-	-	1	-
33661	Ship & boat building	(F)	(D)	(D)	2	1	-	-	-	-	-	-	1	-
337	Furniture & related product mfg	(C)	(D)	(D)	3	1	1	-	-	1	-	-	-	-
<b>42</b>	<b>Wholesale trade</b>	<b>680</b>	<b>5 546</b>	<b>24 049</b>	<b>68</b>	<b>30</b>	<b>18</b>	<b>12</b>	<b>6</b>	<b>2</b>	<b>-</b>	<b>-</b>	<b>-</b>	<b>-</b>
421	Wholesale trade, durable goods	321	2 749	11 789	41	21	10	6	4	-	-	-	-	-
422	Wholesale trade, nondurable goods	359	2 797	12 260	27	9	8	6	2	2	-	-	-	-
4224	Grocery & related product whse	179	1 585	6 358	4	-	1	1	-	2	-	-	-	-
42249	Other grocery & related products whse	(C)	(D)	(D)	2	-	-	-	-	2	-	-	-	-
<b>44-45</b>	<b>Retail trade</b>	<b>4 236</b>	<b>19 298</b>	<b>80 300</b>	<b>425</b>	<b>198</b>	<b>132</b>	<b>58</b>	<b>22</b>	<b>11</b>	<b>3</b>	<b>1</b>	<b>-</b>	<b>-</b>
441	Motor vehicle & parts dealers	705	5 293	23 519	59	26	12	12	5	4	-	-	-	-
4411	Automobile dealers	427	3 776	16 438	26	15	3	1	3	4	-	-	-	-
44111	New car dealers	387	3 565	15 563	11	2	1	1	3	4	-	-	-	-
441110	New car dealers	387	3 565	15 563	11	2	1	1	3	4	-	-	-	-
4413	Automotive parts, accessories & tire stores	216	1 193	5 057	23	7	6	8	2	-	-	-	-	-
44131	Automotive parts, accessories & tire stores	138	626	2 603	14	5	2	5	2	-	-	-	-	-
441310	Automotive parts, accessories & tire stores	138	626	2 603	14	5	2	5	2	-	-	-	-	-
442	Furniture & home furnishing stores	214	965	3 918	23	10	5	5	3	-	-	-	-	-
4421	Furniture stores	134	614	2 590	8	2	1	2	3	-	-	-	-	-
44211	Furniture stores	134	614	2 590	8	2	1	2	3	-	-	-	-	-
442110	Furniture stores	134	614	2 590	8	2	1	2	3	-	-	-	-	-
444	Bldg material & garden equip & supp dealers	398	2 074	9 177	29	6	15	6	-	1	1	-	-	-
4441	Building material & supplies dealers	361	1 901	8 438	24	4	13	5	-	1	1	-	-	-
44411	Home centers	163	716	3 432	4	1	1	1	-	1	-	-	-	-
444110	Home centers	163	716	3 432	4	1	1	1	-	1	-	-	-	-
44419	Other building material dealers	152	986	4 275	13	2	7	3	-	1	-	-	-	-
444190	Other building material dealers	152	986	4 275	13	2	7	3	-	1	-	-	-	-
445	Food & beverage stores	684	2 293	9 473	48	23	7	7	7	4	-	-	-	-
4451	Grocery stores	598	1 974	8 115	30	15	1	3	7	4	-	-	-	-
44511	Grocery (except convenience) stores	572	1 911	7 852	20	6	-	3	7	4	-	-	-	-
445110	Grocery (except convenience) stores	572	1 911	7 852	20	6	-	3	7	4	-	-	-	-
446	Health & personal care stores	217	1 054	4 196	29	14	8	5	2	-	-	-	-	-
4461	Health & personal care stores	217	1 054	4 196	29	14	8	5	2	-	-	-	-	-
44611	Pharmacies & drug stores	165	844	3 139	14	4	3	5	2	-	-	-	-	-
446110	Pharmacies & drug stores	165	844	3 139	14	4	3	5	2	-	-	-	-	-
447	Gasoline stations	289	1 058	4 384	56	25	29	2	-	-	-	-	-	-
4471	Gasoline stations	289	1 058	4 384	56	25	29	2	-	-	-	-	-	-
44711	Gasoline stations with convenience stores	250	899	3 703	49	20	28	1	-	-	-	-	-	-
447110	Gasoline stations with convenience stores	250	899	3 703	49	20	28	1	-	-	-	-	-	-
448	Clothing & clothing accessories stores	349	1 120	4 251	47	21	17	7	1	1	-	-	-	-
4481	Clothing stores	191	617	2 367	23	13	6	2	1	1	-	-	-	-
44814	Family clothing stores	(C)	(D)	(D)	6	4	-	-	1	1	-	-	-	-
451	Sporting goods, hobby, book & music stores	134	371	1 483	26	17	5	3	1	-	-	-	-	-
452	General merchandise stores	804	3 218	12 519	19	3	10	2	-	1	2	1	-	-
4521	Department stores	710	2 939	11 269	4	-	-	-	-	1	2	1	-	-
45211	Department stores	710	2 939	11 269	4	-	-	-	-	1	2	1	-	-
452110	Department stores	710	2 939	11 269	4	-	-	-	-	1	2	1	-	-
453	Miscellaneous store retailers	240	922	3 518	51	30	15	4	2	-	-	-	-	-
454	Nonstore retailers	123	553	2 367	16	8	3	4	1	-	-	-	-	-
4543	Direct selling establishments	103	454	1 972	10	3	2	4	1	-	-	-	-	-

See footnotes at end of table.

**Table 6. Counties—Employees, Payroll, and Establishments by Industry: 2002—Con.**

[Excludes most government employees, railroad employees, and self-employed persons. Size class 1 to 4 includes establishments with payroll, but no employees, during mid-March pay period. (D) denotes figures withheld to avoid disclosing data for individual companies; the data are included in broader industry totals. Detailed industries with 100 or more employees are shown if industry was not a (D). For explanation of terms, abbreviations, and data reliability/comparability, see introductory text]

NAICS code	Industry	Number of employees for week including March 12	Payroll (\$1,000)		Total number of establishments	Number of establishments by employment-size class								
			First quarter	Annual		1 to 4	5 to 9	10 to 19	20 to 49	50 to 99	100 to 249	250 to 499	500 to 999	1,000 or more
<b>CRAVEN—Con.</b>														
<b>48-49</b>	<b>Transportation &amp; warehousing</b>	<b>681</b>	<b>4 704</b>	<b>20 773</b>	<b>72</b>	<b>42</b>	<b>17</b>	<b>8</b>	<b>3</b>	<b>1</b>	<b>1</b>			
484	Truck transportation	163	897	4 240	46	34	7	5						
4842	Specialized freight trucking	131	722	3 492	34	25	5	4						
488	Transportation support activities	382	3 168	13 777	16	5	8		2		1			
4881	Air transportation support activities	(E)	(D)	(D)	11	4	6				1			
48819	Other air transportation support activities	(E)	(D)	(D)	10	4	5				1			
<b>51</b>	<b>Information</b>	<b>624</b>	<b>5 260</b>	<b>20 459</b>	<b>27</b>	<b>11</b>	<b>5</b>	<b>3</b>	<b>5</b>	<b>2</b>	<b>1</b>			
513	Broadcasting & telecommunications	545	5 003	19 328	16	6	2	1	4	2	1			
5131	Radio & television broadcasting	(C)	(D)	(D)	3				2	1				
5133	Telecommunications	(E)	(D)	(D)	11	6	2		1	1	1			
51331	Wired telecommunications carriers	(E)	(D)	(D)	10	5	2		1	1	1			
<b>52</b>	<b>Finance &amp; insurance</b>	<b>865</b>	<b>6 285</b>	<b>26 626</b>	<b>132</b>	<b>79</b>	<b>25</b>	<b>20</b>	<b>7</b>	<b>1</b>				
522	Credit intermediation & related activities	586	3 786	15 563	65	28	18	12	6	1				
5221	Depository credit intermediation	465	2 934	11 547	33	4	12	10	6	1				
52211	Commercial banking	297	1 894	7 274	24	2	11	7	4					
522110	Commercial banking	297	1 894	7 274	24	2	11	7	4					
52213	Credit unions	168	1 040	4 273	9	2	1	3	2	1				
522130	Credit unions	168	1 040	4 273	9	2	1	3	2	1				
524	Insurance carriers & related activities	(C)	(D)	(D)	50	38	6	6						
5242	Agencies & other insurance related activities	150	1 319	5 449	42	33	5	4						
52421	Insurance agencies & brokerages	127	1 073	4 502	37	30	4	3						
524210	Insurance agencies & brokerages	127	1 073	4 502	37	30	4	3						
<b>53</b>	<b>Real estate &amp; rental &amp; leasing</b>	<b>372</b>	<b>1 677</b>	<b>8 229</b>	<b>77</b>	<b>55</b>	<b>12</b>	<b>7</b>	<b>2</b>	<b>1</b>				
531	Real estate	215	1 102	5 379	58	47	7	3		1				
5313	Activities related to real estate	100	347	1 626	21	19	1			1				
532	Rental & leasing services	157	575	2 850	19	8	5	4	2					
<b>54</b>	<b>Professional, scientific &amp; technical services</b>	<b>1 410</b>	<b>11 602</b>	<b>46 997</b>	<b>194</b>	<b>124</b>	<b>26</b>	<b>25</b>	<b>17</b>	<b>1</b>	<b>1</b>			
541	Professional, scientific & technical services	1 410	11 602	46 997	194	124	26	25	17	1	1			
5411	Legal services	434	4 386	16 756	57	36	10	7	3		1			
54111	Offices of lawyers	(E)	(D)	(D)	56	35	10	7	3		1			
5412	Accounting, tax prep, bookkeep, payroll services	211	1 515	5 360	26	14	4	4	4					
54121	Accounting, tax prep, bookkeep, payroll services	211	1 515	5 360	26	14	4	4	4					
541213	Tax preparation services	100	227	672	4			1	3					
5413	Architectural, engineering & related services	309	2 362	10 426	39	24	6	6	2	1				
54133	Engineering services	250	2 035	9 088	22	11	3	5	2	1				
541330	Engineering services	250	2 035	9 088	22	11	3	5	2	1				
5415	Computer systems design & related services	173	1 733	7 038	18	11	1	2	4					
54151	Computer systems design & related services	173	1 733	7 038	18	11	1	2	4					
5419	Oth professional, scientific, technical services	160	771	3 474	18	11	1	4	2					
<b>55</b>	<b>Management of companies &amp; enterprises</b>	<b>86</b>	<b>680</b>	<b>3 390</b>	<b>9</b>	<b>6</b>	<b>1</b>	<b>1</b>		<b>1</b>				
<b>56</b>	<b>Admin, support, waste mgt, remediation services</b>	<b>1 743</b>	<b>7 604</b>	<b>33 072</b>	<b>100</b>	<b>62</b>	<b>10</b>	<b>11</b>	<b>7</b>	<b>5</b>	<b>4</b>	<b>1</b>		
561	Administrative & support services	1 654	7 217	31 331	96	62	10	9	5	5	4	1		
5611	Office administrative services	279	2 521	11 428	9	4	1	1	1		2			
56111	Office administrative services	279	2 521	11 428	9	4	1	1	1		2			
561110	Office administrative services	279	2 521	11 428	9	4	1	1	1		2			
5612	Facilities support services	(C)	(D)	(D)	3	1			1	1				
56121	Facilities support services	(C)	(D)	(D)	3	1			1	1				
5613	Employment services	564	2 339	10 356	5				1	3		1		
56132	Temporary help services	564	2 339	10 356	5				1	3		1		
561320	Temporary help services	564	2 339	10 356	5				1	3		1		
5614	Business support services	(C)	(D)	(D)	6	4	1				1			
56142	Telephone call centers	(C)	(D)	(D)	2		1				1			
5617	Services to buildings & dwellings	520	1 246	5 351	55	37	7	7	2	1	1			
56172	Janitorial services	374	582	2 229	18	10	1	4	1	1	1			
561720	Janitorial services	374	582	2 229	18	10	1	4	1	1	1			
<b>61</b>	<b>Educational services</b>	<b>(C)</b>	<b>(D)</b>	<b>(D)</b>	<b>22</b>	<b>12</b>	<b>5</b>	<b>3</b>	<b>2</b>					
611	Educational services	(C)	(D)	(D)	22	12	5	3	2					
<b>62</b>	<b>Health care and social assistance</b>	<b>5 572</b>	<b>48 950</b>	<b>208 186</b>	<b>226</b>	<b>78</b>	<b>53</b>	<b>44</b>	<b>33</b>	<b>10</b>	<b>5</b>	<b>2</b>		<b>1</b>
621	Ambulatory health care services	1 691	15 633	74 372	150	53	45	25	21	6				
6211	Offices of physicians	882	11 087	53 667	66	22	16	9	15	4				
62111	Offices of physicians	882	11 087	53 667	66	22	16	9	15	4				
621111	Offices of physicians (exc mental health)	853	10 910	52 983	60	18	15	8	15	4				
6212	Offices of dentists	258	1 786	8 377	30	2	18	10						
62121	Offices of dentists	258	1 786	8 377	30	2	18	10						
621210	Offices of dentists	258	1 786	8 377	30	2	18	10						
6213	Offices of other health practitioners	200	1 186	5 223	35	21	10	2	1	1				
62134	Offices of PT, OT, speech therapy & audiology	105	558	2 576	8	3	2	1	1	1				
621340	Offices of PT, OT, speech therapy & audiology	105	558	2 576	8	3	2	1	1	1				
6216	Home health care services	274	845	3 824	11	4		2	4	1				
62161	Home health care services	274	845	3 824	11	4		2	4	1				
621610	Home health care services	274	845	3 824	11	4		2	4	1				

See footnotes at end of table.

**Table 6. Counties—Employees, Payroll, and Establishments by Industry: 2002—Con.**

[Excludes most government employees, railroad employees, and self-employed persons. Size class 1 to 4 includes establishments with payroll, but no employees, during mid-March pay period. (D) denotes figures withheld to avoid disclosing data for individual companies; the data are included in broader industry totals. Detailed industries with 100 or more employees are shown if industry was not a (D). For explanation of terms, abbreviations, and data reliability/comparability, see introductory text]

NAICS code	Industry	Number of employees for week including March 12	Payroll (\$1,000)		Total number of establishments	Number of establishments by employment-size class								
			First quarter	Annual		1 to 4	5 to 9	10 to 19	20 to 49	50 to 99	100 to 249	250 to 499	500 to 999	1,000 or more
<b>GRAVEN—Con.</b>														
<b>62 Health care and social assistance—Con.</b>														
622	Hospitals .....	(G)	(D)	(D)	2	—	—	—	—	—	—	1	—	1
6221	General medical & surgical hospitals .....	(G)	(D)	(D)	2	—	—	—	—	—	—	1	—	1
62211	General medical & surgical hospitals .....	(G)	(D)	(D)	2	—	—	—	—	—	—	1	—	1
623	Nursing & residential care facilities .....	1 242	5 002	20 054	27	6	—	4	9	4	3	1	—	—
6231	Nursing care facilities .....	529	2 284	8 588	7	1	—	—	—	3	3	—	—	—
62311	Nursing care facilities .....	529	2 284	8 588	7	1	—	—	—	3	3	—	—	—
623110	Nursing care facilities .....	529	2 284	8 588	7	1	—	—	—	3	3	—	—	—
6232	Residential mental retardation, health facil .....	400	1 719	6 496	6	—	—	3	2	—	—	1	—	—
62321	Residential mental retardation facilities .....	400	1 719	6 496	6	—	—	3	2	—	—	1	—	—
623210	Residential mental retardation facilities .....	400	1 719	6 496	6	—	—	3	2	—	—	1	—	—
6233	Community care facilities for the elderly .....	(E)	(D)	(D)	12	4	—	—	7	1	—	—	—	—
62331	Community care facilities for the elderly .....	(E)	(D)	(D)	12	4	—	—	7	1	—	—	—	—
624	Social assistance .....	(F)	(D)	(D)	47	19	8	15	3	—	2	—	—	—
6241	Individual & family services .....	302	1 422	5 912	18	11	3	2	1	—	1	—	—	—
62419	Other individual & family services .....	243	1 223	4 979	10	7	—	2	—	—	1	—	—	—
624190	Other individual & family services .....	243	1 223	4 979	10	7	—	2	—	—	1	—	—	—
6243	Vocational rehabilitation services .....	(C)	(D)	(D)	2	—	—	—	1	—	1	—	—	—
62431	Vocational rehabilitation services .....	(C)	(D)	(D)	2	—	—	—	1	—	1	—	—	—
6244	Child day care services .....	243	711	3 023	23	7	3	12	1	—	—	—	—	—
62441	Child day care services .....	243	711	3 023	23	7	3	12	1	—	—	—	—	—
624410	Child day care services .....	243	711	3 023	23	7	3	12	1	—	—	—	—	—
71	<b>Arts, entertainment &amp; recreation .....</b>	<b>354</b>	<b>1 148</b>	<b>5 084</b>	<b>29</b>	<b>16</b>	<b>3</b>	<b>4</b>	<b>5</b>	<b>1</b>	—	—	—	—
713	Amusement, gambling & recreation industries .....	(E)	(D)	(D)	24	12	2	4	5	1	—	—	—	—
7139	Other amusement & recreation industries .....	(E)	(D)	(D)	20	9	1	4	5	1	—	—	—	—
71391	Golf courses & country clubs .....	170	702	3 019	7	1	1	2	2	1	—	—	—	—
713910	Golf courses & country clubs .....	170	702	3 019	7	1	1	2	2	1	—	—	—	—
72	<b>Accommodation &amp; food services .....</b>	<b>3 191</b>	<b>6 645</b>	<b>29 557</b>	<b>171</b>	<b>45</b>	<b>37</b>	<b>23</b>	<b>56</b>	<b>9</b>	<b>1</b>	—	—	—
721	Accommodation .....	349	931	4 146	24	9	6	3	5	—	1	—	—	—
7211	Traveler accommodation .....	(E)	(D)	(D)	23	8	6	3	5	—	1	—	—	—
72111	Hotels (exc casino hotels) & motels .....	(E)	(D)	(D)	22	8	5	3	5	—	1	—	—	—
722	Food services & drinking places .....	2 842	5 714	25 411	147	36	31	20	51	9	—	—	—	—
7221	Full-service restaurants .....	1 160	2 206	10 025	60	14	14	11	15	6	—	—	—	—
72211	Full-service restaurants .....	1 160	2 206	10 025	60	14	14	11	15	6	—	—	—	—
722110	Full-service restaurants .....	1 160	2 206	10 025	60	14	14	11	15	6	—	—	—	—
7222	Limited-service eating places .....	1 608	3 311	14 673	70	12	10	9	36	3	—	—	—	—
72221	Limited-service eating places .....	1 608	3 311	14 673	70	12	10	9	36	3	—	—	—	—
722211	Limited-service restaurants .....	1 560	3 231	14 285	63	9	8	7	36	3	—	—	—	—
81	<b>Other services (except public administration) .....</b>	<b>1 283</b>	<b>5 620</b>	<b>22 723</b>	<b>252</b>	<b>171</b>	<b>48</b>	<b>20</b>	<b>12</b>	<b>1</b>	—	—	—	—
811	Repair & maintenance .....	415	2 401	10 079	94	65	18	8	3	—	—	—	—	—
8111	Automotive repair & maintenance .....	285	1 508	6 471	67	45	14	7	1	—	—	—	—	—
81111	Automotive mechanical & electrical R&M .....	122	647	2 559	35	27	5	3	—	—	—	—	—	—
811111	General automotive repair .....	106	544	2 120	29	22	4	3	—	—	—	—	—	—
811112	Automotive body, paint, interior & glass repair .....	124	702	3 237	21	12	4	4	1	—	—	—	—	—
812	Personal & laundry services .....	233	942	3 606	46	32	8	4	2	—	—	—	—	—
813	Religious, grantmaking, civic, prof & like organizations .....	635	2 277	9 038	112	74	22	8	7	1	—	—	—	—
8131	Religious organizations .....	425	1 451	5 854	74	44	17	7	6	—	—	—	—	—
81311	Religious organizations .....	425	1 451	5 854	74	44	17	7	6	—	—	—	—	—
813110	Religious organizations .....	425	1 451	5 854	74	44	17	7	6	—	—	—	—	—
8134	Civic & social organizations .....	106	254	1 065	13	11	1	—	—	1	—	—	—	—
81341	Civic & social organizations .....	106	254	1 065	13	11	1	—	—	1	—	—	—	—
813410	Civic & social organizations .....	106	254	1 065	13	11	1	—	—	1	—	—	—	—
95	<b>Auxiliaries (exc corporate, subsidiary &amp; regional mgt) .....</b>	<b>58</b>	<b>744</b>	<b>3 194</b>	<b>4</b>	<b>1</b>	<b>1</b>	—	<b>2</b>	—	—	—	—	—
99	<b>Unclassified establishments .....</b>	<b>(A)</b>	<b>(D)</b>	<b>(D)</b>	<b>13</b>	<b>12</b>	—	<b>1</b>	—	—	—	—	—	—
<b>CUMBERLAND</b>														
<b>Total .....</b>														
		<b>83 030</b>	<b>492 306</b>	<b>2 089 858</b>	<b>5 294</b>	<b>2 480</b>	<b>1 207</b>	<b>778</b>	<b>546</b>	<b>189</b>	<b>71</b>	<b>10</b>	<b>6</b>	<b>7</b>
11	<b>Forestry, fishing, hunting, and agriculture support .....</b>	<b>74</b>	<b>360</b>	<b>1 715</b>	<b>14</b>	<b>11</b>	—	<b>1</b>	<b>2</b>	—	—	—	—	—
21	<b>Mining .....</b>	<b>(B)</b>	<b>(D)</b>	<b>(D)</b>	<b>5</b>	<b>2</b>	<b>1</b>	<b>2</b>	—	—	—	—	—	—
22	<b>Utilities .....</b>	<b>143</b>	<b>2 047</b>	<b>6 398</b>	<b>8</b>	<b>3</b>	—	<b>3</b>	<b>1</b>	<b>1</b>	—	—	—	—
221	Utilities .....	143	2 047	6 398	8	3	—	3	1	1	—	—	—	—

See footnotes at end of table.

**Table 6. Counties—Employees, Payroll, and Establishments by Industry: 2002—Con.**

[Excludes most government employees, railroad employees, and self-employed persons. Size class 1 to 4 includes establishments with payroll, but no employees, during mid-March pay period. (D) denotes figures withheld to avoid disclosing data for individual companies; the data are included in broader industry totals. Detailed industries with 100 or more employees are shown if industry was not a (D). For explanation of terms, abbreviations, and data reliability/comparability, see introductory text]

NAICS code	Industry	Number of employees for week including March 12	Payroll (\$1,000)		Total number of establishments	Number of establishments by employment-size class								
			First quarter	Annual		1 to 4	5 to 9	10 to 19	20 to 49	50 to 99	100 to 249	250 to 499	500 to 999	1,000 or more
<b>CUMBERLAND—Con.</b>														
<b>23</b>	<b>Construction</b>	<b>4 175</b>	<b>25 589</b>	<b>112 506</b>	<b>502</b>	<b>294</b>	<b>106</b>	<b>64</b>	<b>26</b>	<b>9</b>	<b>2</b>	<b>1</b>	—	—
233	Building, developing & general contracting	1 324	8 184	37 611	183	127	35	13	4	2	1	1	—	—
2332	Residential building construction	954	5 374	25 054	134	97	23	9	2	1	1	1	—	—
23321	Single-family housing construction	929	5 230	24 438	129	95	20	9	2	1	1	1	—	—
233210	Single-family housing construction	929	5 230	24 438	129	95	20	9	2	1	1	1	—	—
2333	Nonresidential building construction	276	2 338	10 331	29	18	7	1	2	1	—	—	—	—
23332	Commercial & institutional bldg construction	265	2 273	10 166	26	16	6	1	2	1	—	—	—	—
233320	Commercial & institutional bldg construction	265	2 273	10 166	26	16	6	1	2	1	—	—	—	—
234	Heavy construction	569	4 980	21 011	26	10	4	4	4	3	1	—	—	—
2341	Highway, street, bridge & tunnel construction	(C)	(D)	(D)	4	1	—	—	1	1	1	—	—	—
23411	Highway & street construction	(C)	(D)	(D)	4	1	—	—	1	1	1	—	—	—
2349	Other heavy construction	(E)	(D)	(D)	22	9	4	4	3	2	—	—	—	—
23491	Water, sewer & pipeline construction	154	1 088	5 802	6	—	3	—	2	1	—	—	—	—
234910	Water, sewer & pipeline construction	154	1 088	5 802	6	—	3	—	2	1	—	—	—	—
23492	Pwr, communication transmsn line construction	170	2 015	7 229	10	4	1	3	1	1	—	—	—	—
234920	Pwr, communication transmsn line construction	170	2 015	7 229	10	4	1	3	1	1	—	—	—	—
235	Special trade contractors	2 282	12 425	53 884	293	157	67	47	18	4	—	—	—	—
2351	Plumbing, heating & AC contractor	872	5 081	22 125	82	40	13	20	6	3	—	—	—	—
23511	Plumbing, heating & AC contractor	872	5 081	22 125	82	40	13	20	6	3	—	—	—	—
235110	Plumbing, heating & AC contractor	872	5 081	22 125	82	40	13	20	6	3	—	—	—	—
2352	Painting & wall covering contractors	114	412	1 862	25	15	7	3	—	—	—	—	—	—
23521	Painting & wall covering contractors	114	412	1 862	25	15	7	3	—	—	—	—	—	—
235210	Painting & wall covering contractors	114	412	1 862	25	15	7	3	—	—	—	—	—	—
2353	Electrical contractors	484	2 731	12 446	51	27	10	7	6	1	—	—	—	—
23531	Electrical contractors	484	2 731	12 446	51	27	10	7	6	1	—	—	—	—
235310	Electrical contractors	484	2 731	12 446	51	27	10	7	6	1	—	—	—	—
2354	Masonry, drywall, insulation, tile contractors	245	1 164	5 418	35	16	14	2	3	—	—	—	—	—
23541	Masonry & stone contractors	102	401	1 936	16	8	7	—	1	—	—	—	—	—
235410	Masonry & stone contractors	102	401	1 936	16	8	7	—	1	—	—	—	—	—
23542	Drywall, acoustical & insulation contractors	121	672	3 069	12	4	4	2	2	—	—	—	—	—
235420	Drywall, acoustical & insulation contractors	121	672	3 069	12	4	4	2	2	—	—	—	—	—
2355	Carpentry & floor contractors	130	533	2 284	34	24	8	2	—	—	—	—	—	—
2356	Roofing, siding, & sheet metal contractors	145	991	3 361	21	11	4	5	1	—	—	—	—	—
23561	Roofing, siding, & sheet metal contractors	145	991	3 361	21	11	4	5	1	—	—	—	—	—
235610	Roofing, siding, & sheet metal contractors	145	991	3 361	21	11	4	5	1	—	—	—	—	—
2357	Concrete contractors	121	520	2 304	13	6	3	3	1	—	—	—	—	—
23571	Concrete contractors	121	520	2 304	13	6	3	3	1	—	—	—	—	—
235710	Concrete contractors	121	520	2 304	13	6	3	3	1	—	—	—	—	—
2359	Other special trade contractors	155	893	3 609	28	15	8	4	1	—	—	—	—	—
<b>31-33</b>	<b>Manufacturing</b>	<b>10 741</b>	<b>96 298</b>	<b>393 188</b>	<b>113</b>	<b>27</b>	<b>24</b>	<b>16</b>	<b>22</b>	<b>12</b>	<b>5</b>	<b>2</b>	<b>1</b>	<b>4</b>
311	Food mfg	437	2 793	12 995	12	—	3	2	3	1	—	—	—	—
3116	Animal slaughtering & processing	246	1 736	7 409	4	—	—	—	2	1	1	—	—	—
31161	Animal slaughtering & processing	246	1 736	7 409	4	—	—	—	2	1	1	—	—	—
314	Textile product mills	208	1 327	5 642	5	1	1	1	1	—	1	—	—	—
3149	Other textile product mills	(C)	(D)	(D)	2	—	1	—	—	—	1	—	—	—
31499	All other textile product mills	(C)	(D)	(D)	2	—	1	—	—	—	1	—	—	—
315	Apparel manufacturing	1 751	7 062	30 667	8	4	1	—	—	1	—	1	—	1
3152	Cut & sew apparel mfg	(G)	(D)	(D)	7	4	—	—	—	1	—	1	—	1
31522	Men's, boys' cut & sew apparel mfg	(G)	(D)	(D)	2	—	—	—	—	1	—	—	—	1
31523	Women's, girls' cut & sew apparel mfg	(E)	(D)	(D)	2	1	—	—	—	—	—	1	—	—
321	Wood product mfg	375	1 943	8 728	10	—	2	1	5	1	1	—	—	—
3212	Veneer, plywood & engineered wood product mfg	218	1 328	6 032	5	—	—	1	3	—	1	—	—	—
32121	Veneer, plywood & engineered wood product mfg	218	1 328	6 032	5	—	—	1	3	—	1	—	—	—
3219	Other wood product mfg	157	615	2 696	5	—	2	—	2	1	—	—	—	—
323	Printing & related support activities	212	1 125	4 802	16	3	6	3	4	—	—	—	—	—
3231	Printing & related support activities	212	1 125	4 802	16	3	6	3	4	—	—	—	—	—
32311	Printing	212	1 125	4 802	16	3	6	3	4	—	—	—	—	—
325	Chemical mfg	338	4 658	21 342	6	1	1	—	1	2	1	—	—	—
3252	Resin, syn rubber, artf & syn fibers, fil mfg	(E)	(D)	(D)	4	1	—	—	—	2	1	—	—	—
32521	Resin & synthetic rubber mfg	298	4 341	17 604	3	—	—	—	—	2	1	—	—	—
325211	Plastics material & resin mfg	298	4 341	17 604	3	—	—	—	—	2	1	—	—	—
326	Plastics & rubber products mfg	(H)	(D)	(D)	2	—	—	—	—	—	—	1	—	1
3261	Plastics product mfg	(E)	(D)	(D)	1	—	—	—	—	—	—	1	—	—
32611	Unsupported plastics film, sheet, & bag mfg	(E)	(D)	(D)	1	—	—	—	—	—	—	1	—	—
3262	Rubber product mfg	(H)	(D)	(D)	1	—	—	—	—	—	—	—	—	1
32621	Tire mfg	(H)	(D)	(D)	1	—	—	—	—	—	—	—	—	1
327	Nonmetallic mineral product mfg	197	1 261	5 056	10	2	1	3	3	1	—	—	—	—
3273	Cement & concrete product mfg	(C)	(D)	(D)	7	1	1	2	2	1	—	—	—	—
332	Fabricated metal product mfg	234	2 164	9 208	10	3	2	2	1	1	1	—	—	—
3323	Architectural & structural metals mfg	194	1 806	7 815	6	2	1	1	—	1	1	—	—	—
33232	Ornamental & architectural metal prod mfg	(C)	(D)	(D)	4	2	1	—	—	—	1	—	—	—
333	Machinery mfg	(G)	(D)	(D)	4	1	—	2	—	—	—	—	—	1
3339	Other general purpose machinery mfg	(G)	(D)	(D)	1	—	—	—	—	—	—	—	—	1
33399	All other general purpose machinery mfg	(G)	(D)	(D)	1	—	—	—	—	—	—	—	—	1

See footnotes at end of table.

**Table 6. Counties—Employees, Payroll, and Establishments by Industry: 2002—Con.**

[Excludes most government employees, railroad employees, and self-employed persons. Size class 1 to 4 includes establishments with payroll, but no employees, during mid-March pay period. (D) denotes figures withheld to avoid disclosing data for individual companies; the data are included in broader industry totals. Detailed industries with 100 or more employees are shown if industry was not a (D). For explanation of terms, abbreviations, and data reliability/comparability, see introductory text]

NAICS code	Industry	Number of employees for week including March 12	Payroll (\$1,000)		Total number of establishments	Number of establishments by employment-size class									
			First quarter	Annual		1 to 4	5 to 9	10 to 19	20 to 49	50 to 99	100 to 249	250 to 499	500 to 999	1,000 or more	
<b>CUMBERLAND—Con.</b>															
<b>31-33 Manufacturing—Con.</b>															
335	Electrical equip, appliance & component mfg . . . . .	(F)	(D)	(D)	1	—	—	—	—	—	—	—	—	1	—
3353	Electrical equipment mfg . . . . .	(F)	(D)	(D)	1	—	—	—	—	—	—	—	—	1	—
33531	Electrical equipment mfg . . . . .	(F)	(D)	(D)	1	—	—	—	—	—	—	—	—	1	—
336	Transportation equipment mfg . . . . .	(G)	(D)	(D)	5	1	1	—	1	1	—	—	—	—	1
3363	Motor vehicle parts mfg . . . . .	(G)	(D)	(D)	4	—	1	—	1	1	—	—	—	—	1
33639	Other motor vehicle parts mfg . . . . .	(G)	(D)	(D)	2	—	—	—	1	—	—	—	—	—	1
337	Furniture & related product mfg . . . . .	196	1 128	4 582	10	3	2	2	2	1	—	—	—	—	—
3379	Other furniture related product mfg . . . . .	106	654	2 671	3	1	—	—	1	1	—	—	—	—	—
33791	Mattress mfg . . . . .	(C)	(D)	(D)	2	—	—	—	1	1	—	—	—	—	—
339	Miscellaneous mfg . . . . .	134	565	3 271	11	7	2	—	1	1	—	—	—	—	—
3399	Other miscellaneous mfg . . . . .	121	495	2 979	6	2	2	—	1	1	—	—	—	—	—
<b>42</b>	<b>Wholesale trade . . . . .</b>	<b>2 367</b>	<b>18 026</b>	<b>77 968</b>	<b>201</b>	<b>90</b>	<b>47</b>	<b>33</b>	<b>20</b>	<b>9</b>	<b>2</b>	<b>—</b>	<b>—</b>	<b>—</b>	<b>—</b>
421	Wholesale trade, durable goods . . . . .	1 249	9 497	38 927	143	65	35	28	13	2	—	—	—	—	—
4211	Motor vehicle, motor vehicle pt & supply whsle . . . . .	210	1 414	5 695	23	10	6	3	4	—	—	—	—	—	—
4213	Lumber & other construction materials whsle . . . . .	103	743	2 812	8	2	2	3	1	—	—	—	—	—	—
4214	Professional & commercial equip & supp whsle . . . . .	241	2 386	9 896	27	15	4	3	5	—	—	—	—	—	—
4216	Electrical goods whsle . . . . .	137	861	3 783	16	10	4	1	—	1	—	—	—	—	—
4217	Hardware, plumb & heating equip & sup whsle . . . . .	195	1 435	6 174	21	6	8	6	—	1	—	—	—	—	—
4218	Machinery, equipment & supplies whsle . . . . .	271	2 039	8 107	32	11	11	8	2	—	—	—	—	—	—
422	Wholesale trade, nondurable goods . . . . .	1 118	8 529	39 041	58	25	12	5	7	7	2	—	—	—	—
4224	Grocery & related product whsle . . . . .	503	3 699	14 985	19	9	3	1	2	2	—	—	—	—	—
42249	Other grocery & related products whsle . . . . .	(E)	(D)	(D)	3	—	1	—	—	—	2	—	—	—	—
4228	Beer, wine, distilled alcoholic beverage whsle . . . . .	247	1 794	7 757	6	1	—	1	1	3	—	—	—	—	—
42281	Beer & ale whsle . . . . .	(C)	(D)	(D)	5	1	—	1	—	3	—	—	—	—	—
4229	Miscellaneous nondurable goods whsle . . . . .	239	1 200	4 677	16	8	3	1	2	2	—	—	—	—	—
<b>44-45</b>	<b>Retail trade . . . . .</b>	<b>15 270</b>	<b>72 570</b>	<b>297 680</b>	<b>1 052</b>	<b>363</b>	<b>356</b>	<b>179</b>	<b>97</b>	<b>34</b>	<b>20</b>	<b>2</b>	<b>1</b>	<b>—</b>	<b>—</b>
441	Motor vehicle & parts dealers . . . . .	2 513	21 632	86 779	150	63	34	26	13	8	6	—	—	—	—
4411	Automobile dealers . . . . .	1 714	17 003	68 382	68	34	10	4	6	8	6	—	—	—	—
44111	New car dealers . . . . .	1 521	15 818	63 838	25	5	1	—	5	8	6	—	—	—	—
441110	New car dealers . . . . .	1 521	15 818	63 838	25	5	1	—	5	8	6	—	—	—	—
44112	Used car dealers . . . . .	193	1 185	4 544	43	29	9	4	1	—	—	—	—	—	—
441120	Used car dealers . . . . .	193	1 185	4 544	43	29	9	4	1	—	—	—	—	—	—
4412	Other motor vehicle dealers . . . . .	116	628	3 329	9	4	1	2	2	—	—	—	—	—	—
4413	Automotive parts, accessories & tire stores . . . . .	683	4 001	15 068	73	25	23	20	5	—	—	—	—	—	—
44131	Automotive parts, accessories & tire stores . . . . .	450	2 526	8 540	50	21	11	15	3	—	—	—	—	—	—
441310	Automotive parts, accessories & tire stores . . . . .	450	2 526	8 540	50	21	11	15	3	—	—	—	—	—	—
44132	Tire dealers . . . . .	233	1 475	6 528	23	4	12	5	2	—	—	—	—	—	—
441320	Tire dealers . . . . .	233	1 475	6 528	23	4	12	5	2	—	—	—	—	—	—
442	Furniture & home furnishing stores . . . . .	764	3 182	14 074	66	23	16	17	7	3	—	—	—	—	—
4421	Furniture stores . . . . .	518	2 034	9 387	33	7	8	11	4	3	—	—	—	—	—
44211	Furniture stores . . . . .	518	2 034	9 387	33	7	8	11	4	3	—	—	—	—	—
442110	Furniture stores . . . . .	518	2 034	9 387	33	7	8	11	4	3	—	—	—	—	—
4422	Home furnishings stores . . . . .	246	1 148	4 687	33	16	8	6	3	—	—	—	—	—	—
44221	Floor covering stores . . . . .	157	806	3 258	18	7	5	4	2	—	—	—	—	—	—
442210	Floor covering stores . . . . .	157	806	3 258	18	7	5	4	2	—	—	—	—	—	—
443	Electronics & appliance stores . . . . .	476	2 561	10 114	38	14	14	6	1	2	1	—	—	—	—
4431	Electronics & appliance stores . . . . .	476	2 561	10 114	38	14	14	6	1	2	1	—	—	—	—
44311	Appliance, TV & all other electronics stores . . . . .	437	2 410	9 310	28	8	11	5	1	2	1	—	—	—	—
443112	Radio, television & other electronics stores . . . . .	355	1 976	7 494	23	6	10	4	1	1	1	—	—	—	—
444	Bldg material & garden equip & supp dealers . . . . .	1 129	7 023	30 162	72	29	18	14	7	1	3	—	—	—	—
4441	Building material & supplies dealers . . . . .	1 039	6 632	28 247	57	22	13	11	7	1	3	—	—	—	—
44411	Home centers . . . . .	(E)	(D)	(D)	6	2	1	—	—	—	3	—	—	—	—
44419	Other building material dealers . . . . .	486	4 115	17 719	36	12	8	8	7	1	—	—	—	—	—
444190	Other building material dealers . . . . .	486	4 115	17 719	36	12	8	8	7	1	—	—	—	—	—
445	Food & beverage stores . . . . .	2 127	7 596	31 108	92	28	21	11	12	18	2	—	—	—	—
4451	Grocery stores . . . . .	1 941	6 937	28 153	68	21	11	5	11	18	2	—	—	—	—
44511	Grocery (except convenience) stores . . . . .	1 831	6 610	26 756	45	8	3	3	11	18	2	—	—	—	—
445110	Grocery (except convenience) stores . . . . .	1 831	6 610	26 756	45	8	3	3	11	18	2	—	—	—	—
44512	Convenience stores . . . . .	110	327	1 397	23	13	8	2	—	—	—	—	—	—	—
445120	Convenience stores . . . . .	110	327	1 397	23	13	8	2	—	—	—	—	—	—	—
4452	Specialty food stores . . . . .	(C)	(D)	(D)	15	4	5	5	1	—	—	—	—	—	—
446	Health & personal care stores . . . . .	825	3 438	13 738	74	21	23	15	15	—	—	—	—	—	—
4461	Health & personal care stores . . . . .	825	3 438	13 738	74	21	23	15	15	—	—	—	—	—	—
44611	Pharmacies & drug stores . . . . .	486	2 039	8 076	29	5	4	9	11	—	—	—	—	—	—
446110	Pharmacies & drug stores . . . . .	486	2 039	8 076	29	5	4	9	11	—	—	—	—	—	—
44613	Optical goods stores . . . . .	130	663	2 630	14	3	8	1	2	—	—	—	—	—	—
446130	Optical goods stores . . . . .	130	663	2 630	14	3	8	1	2	—	—	—	—	—	—
44619	Other health & personal care stores . . . . .	131	532	2 118	18	5	7	5	1	—	—	—	—	—	—
447	Gasoline stations . . . . .	981	3 292	13 635	151	43	85	22	1	—	—	—	—	—	—
4471	Gasoline stations . . . . .	981	3 292	13 635	151	43	85	22	1	—	—	—	—	—	—
44711	Gasoline stations with convenience stores . . . . .	893	2 899	11 960	131	31	80	19	1	—	—	—	—	—	—
447110	Gasoline stations with convenience stores . . . . .	893	2 899	11 960	131	31	80	19	1	—	—	—	—	—	—

See footnotes at end of table.

**Table 6. Counties—Employees, Payroll, and Establishments by Industry: 2002—Con.**

[Excludes most government employees, railroad employees, and self-employed persons. Size class 1 to 4 includes establishments with payroll, but no employees, during mid-March pay period. (D) denotes figures withheld to avoid disclosing data for individual companies; the data are included in broader industry totals. Detailed industries with 100 or more employees are shown if industry was not a (D). For explanation of terms, abbreviations, and data reliability/comparability, see introductory text]

NAICS code	Industry	Number of employees for week including March 12	Payroll (\$1,000)		Total number of establishments	Number of establishments by employment-size class																				
			First quarter	Annual		1 to 4	5 to 9	10 to 19	20 to 49	50 to 99	100 to 249	250 to 499	500 to 999	1,000 or more												
<b>CUMBERLAND—Con.</b>																										
<b>44-45 Retail trade—Con.</b>																										
448	Clothing & clothing accessories stores	1 542	4 528	18 692	157	40	65	35	16	1	—	—	—	—	—	—	—									
4481	Clothing stores	1 110	2 999	12 713	104	31	36	22	14	1	—	—	—	—	—	—	—									
44811	Men's clothing stores	115	368	1 606	15	6	5	3	1	—	—	—	—	—	—	—	—									
448110	Men's clothing stores	115	368	1 606	15	6	5	3	1	—	—	—	—	—	—	—	—									
44812	Women's clothing stores	324	789	3 333	41	11	20	8	2	—	—	—	—	—	—	—	—									
448120	Women's clothing stores	324	789	3 333	41	11	20	8	2	—	—	—	—	—	—	—	—									
44814	Family clothing stores	475	1 318	5 555	28	7	5	7	8	1	—	—	—	—	—	—	—									
448140	Family clothing stores	475	1 318	5 555	28	7	5	7	8	1	—	—	—	—	—	—	—									
44819	Other clothing stores	116	344	1 468	10	2	4	1	3	—	—	—	—	—	—	—	—									
448190	Other clothing stores	116	344	1 468	10	2	4	1	3	—	—	—	—	—	—	—	—									
4482	Shoe stores	264	698	2 766	28	4	13	9	2	—	—	—	—	—	—	—	—									
44821	Shoe stores	264	698	2 766	28	4	13	9	2	—	—	—	—	—	—	—	—									
448210	Shoe stores	264	698	2 766	28	4	13	9	2	—	—	—	—	—	—	—	—									
4483	Jewelry, luggage & leather goods stores	168	831	3 213	25	5	16	4	—	—	—	—	—	—	—	—	—									
44831	Jewelry stores	(C)	(D)	(D)	24	5	15	4	—	—	—	—	—	—	—	—	—									
451	Sporting goods, hobby, book & music stores	471	1 839	7 781	47	19	14	8	6	—	—	—	—	—	—	—	—									
4511	Sporting goods, hobby, musical instrument stores	292	1 261	5 456	32	16	7	5	4	—	—	—	—	—	—	—	—									
45111	Sporting goods stores	137	472	2 016	15	9	3	1	2	—	—	—	—	—	—	—	—									
451110	Sporting goods stores	137	472	2 016	15	9	3	1	2	—	—	—	—	—	—	—	—									
4512	Book, periodical & music stores	179	578	2 325	15	3	7	3	2	—	—	—	—	—	—	—	—									
45121	Book stores & news dealers	121	347	1 412	8	2	3	1	2	—	—	—	—	—	—	—	—									
451211	Book stores	121	347	1 412	8	2	3	1	2	—	—	—	—	—	—	—	—									
452	General merchandise stores	3 369	13 027	53 995	57	9	26	4	6	1	8	2	1	—	—	—	—									
4521	Department stores	2 673	10 769	41 539	10	—	—	—	—	—	7	2	1	—	—	—	—									
45211	Department stores	2 673	10 769	41 539	10	—	—	—	—	—	7	2	1	—	—	—	—									
452110	Department stores	2 673	10 769	41 539	10	—	—	—	—	—	7	2	1	—	—	—	—									
4529	Other general merchandise stores	696	2 258	12 456	47	9	26	4	6	1	1	—	—	—	—	—	—									
45291	Warehouse clubs & superstores	(C)	(D)	(D)	2	1	—	—	—	—	1	—	—	—	—	—	—									
45299	All other general merchandise stores	(F)	(D)	(D)	45	8	26	4	6	1	—	—	—	—	—	—	—									
453	Miscellaneous store retailers	776	2 909	11 454	114	57	32	17	8	—	—	—	—	—	—	—	—									
4531	Florists	102	281	1 125	18	10	3	5	—	—	—	—	—	—	—	—	—									
45311	Florists	102	281	1 125	18	10	3	5	—	—	—	—	—	—	—	—	—									
453110	Florists	102	281	1 125	18	10	3	5	—	—	—	—	—	—	—	—	—									
4532	Office supplies, stationery & gift stores	277	858	3 460	28	13	5	5	5	—	—	—	—	—	—	—	—									
45321	Office supplies & stationery stores	111	481	1 930	7	3	—	1	3	—	—	—	—	—	—	—	—									
453210	Office supplies & stationery stores	111	481	1 930	7	3	—	1	3	—	—	—	—	—	—	—	—									
45322	Gift, novelty & souvenir stores	166	377	1 530	21	10	5	4	2	—	—	—	—	—	—	—	—									
453220	Gift, novelty & souvenir stores	166	377	1 530	21	10	5	4	2	—	—	—	—	—	—	—	—									
4533	Used merchandise stores	102	391	1 511	17	9	5	2	1	—	—	—	—	—	—	—	—									
45331	Used merchandise stores	102	391	1 511	17	9	5	2	1	—	—	—	—	—	—	—	—									
453310	Used merchandise stores	102	391	1 511	17	9	5	2	1	—	—	—	—	—	—	—	—									
4539	Other miscellaneous store retailers	295	1 379	5 358	51	25	19	5	2	—	—	—	—	—	—	—	—									
45393	Manufactured (mobile) home dealers	101	752	2 516	23	10	12	1	—	—	—	—	—	—	—	—	—									
453930	Manufactured (mobile) home dealers	101	752	2 516	23	10	12	1	—	—	—	—	—	—	—	—	—									
45399	All other miscellaneous store retailers	122	447	1 963	20	11	5	3	1	—	—	—	—	—	—	—	—									
453998	All other misc store retailers (exc tobacco)	101	372	1 684	12	5	3	3	1	—	—	—	—	—	—	—	—									
454	Nonstore retailers	297	1 543	6 148	34	17	8	4	5	—	—	—	—	—	—	—	—									
4542	Vending machine operators	107	508	2 103	4	1	—	—	3	—	—	—	—	—	—	—	—									
45421	Vending machine operators	107	508	2 103	4	1	—	—	3	—	—	—	—	—	—	—	—									
454210	Vending machine operators	107	508	2 103	4	1	—	—	3	—	—	—	—	—	—	—	—									
4543	Direct selling establishments	162	796	3 067	26	15	6	3	2	—	—	—	—	—	—	—	—									
45439	Other direct selling establishments	101	425	1 672	13	8	2	1	2	—	—	—	—	—	—	—	—									
454390	Other direct selling establishments	101	425	1 672	13	8	2	1	2	—	—	—	—	—	—	—	—									
<b>48-49 Transportation &amp; warehousing</b>														<b>2 076</b>	<b>13 582</b>	<b>57 431</b>	<b>145</b>	<b>69</b>	<b>21</b>	<b>16</b>	<b>28</b>	<b>9</b>	<b>2</b>	—	—	—
484	Truck transportation	1 316	9 123	38 950	104	46	17	13	22	6	—	—	—	—	—	—	—									
4841	General freight trucking	715	6 235	25 798	53	28	6	2	13	4	—	—	—	—	—	—	—									
48411	General freight trucking, local	102	827	3 925	15	11	2	—	1	1	—	—	—	—	—	—	—									
484110	General freight trucking, local	102	827	3 925	15	11	2	—	1	1	—	—	—	—	—	—	—									
48412	General freight trucking, long-distance	613	5 408	21 873	38	17	4	2	12	3	—	—	—	—	—	—	—									
484121	General freight trucking, long-distance, TL	245	1 963	8 167	23	15	2	1	4	1	—	—	—	—	—	—	—									
484122	General freight trucking, long-distance, LTL	368	3 445	13 706	15	2	2	1	8	2	—	—	—	—	—	—	—									
4842	Specialized freight trucking	601	2 888	13 152	51	18	11	11	9	2	—	—	—	—	—	—	—									
48421	Used household & office goods moving	388	1 782	8 216	28	1	10	10	6	1	—	—	—	—	—	—	—									
484210	Used household & office goods moving	388	1 782	8 216	28	1	10	10	6	1	—	—	—	—	—	—	—									
48422	Specialized freight (exc used) trucking, local	(C)	(D)	(D)	20	15	1	1	2	1	—	—	—	—	—	—	—									
485	Transit & ground passenger transportation	213	620	2 539	9	2	2	1	3	1	—	—	—	—	—	—	—									
488	Transportation support activities	222	1 771	7 239	18	13	1	1	1	2	—	—	—	—	—	—	—									
4881	Air transportation support activities	(C)	(D)	(D)	6	3	1	1	—	1	—	—	—	—	—	—	—									
48819	Other air transportation support activities	112	1 289	5 165	5	2	1	1	—	1	—	—	—	—	—	—	—									
488190	Other air transportation support activities	112	1 289	5 165	5	2	1	1	—	1	—	—	—	—	—	—	—									
492	Couriers & messengers	(C)	(D)	(D)	6	4	—	1	—	—	1	—	—	—	—	—	—									
4921	Couriers	(C)	(D)	(D)	5	3	—	1	—	—	1	—	—	—	—	—	—									
49211	Couriers	(C)	(D)	(D)	5	3	—	1	—	—	1	—	—	—	—	—	—									
493	Warehousing & storage	(C)	(D)	(D)	5	2	1	—	1	—	1	—	—	—	—	—	—									
4931	Warehousing & storage	(C)	(D)	(D)	5	2	1	—	1	—	1	—	—	—	—	—	—									
49311	General warehousing & storage	(C)	(D)	(D)	3	1	—	—	1	—	1	—	—	—	—	—	—									

See footnotes at end of table.

**Table 6. Counties—Employees, Payroll, and Establishments by Industry: 2002—Con.**

[Excludes most government employees, railroad employees, and self-employed persons. Size class 1 to 4 includes establishments with payroll, but no employees, during mid-March pay period. (D) denotes figures withheld to avoid disclosing data for individual companies; the data are included in broader industry totals. Detailed industries with 100 or more employees are shown if industry was not a (D). For explanation of terms, abbreviations, and data reliability/comparability, see introductory text]

NAICS code	Industry	Number of employees for week including March 12	Payroll (\$1,000)		Total number of establishments	Number of establishments by employment-size class								
			First quarter	Annual		1 to 4	5 to 9	10 to 19	20 to 49	50 to 99	100 to 249	250 to 499	500 to 999	1,000 or more
<b>CUMBERLAND—Con.</b>														
<b>51</b>	<b>Information</b>	<b>2 082</b>	<b>17 507</b>	<b>68 456</b>	<b>71</b>	<b>30</b>	<b>11</b>	<b>11</b>	<b>8</b>	<b>6</b>	<b>4</b>	<b>1</b>	—	—
511	Publishing industries	(E)	(D)	(D)	3	1	1	—	—	—	—	1	—	—
5111	Newspaper, periodical, book, database publishers	(E)	(D)	(D)	3	1	1	—	—	—	—	1	—	—
51111	Newspaper publishers	(E)	(D)	(D)	2	1	—	—	—	—	—	—	—	—
512	Motion picture & sound recording industries	(C)	(D)	(D)	8	2	—	3	2	1	—	—	—	—
5121	Motion picture & video industries	(C)	(D)	(D)	7	1	—	3	2	1	—	—	—	—
51213	Motion picture & video exhibition	(C)	(D)	(D)	6	—	—	3	2	1	—	—	—	—
513	Broadcasting & telecommunications	1 284	12 033	47 818	53	23	9	7	6	5	3	—	—	—
5131	Radio & television broadcasting	221	1 817	8 188	12	4	3	—	3	2	—	—	—	—
51311	Radio broadcasting	(C)	(D)	(D)	10	3	3	—	2	2	—	—	—	—
5132	Cable networks & program distribution	250	1 574	7 220	4	1	—	1	—	1	1	—	—	—
51322	Cable & other program distribution	250	1 574	7 220	4	1	—	1	—	1	1	—	—	—
513220	Cable & other program distribution	250	1 574	7 220	4	1	—	1	—	1	1	—	—	—
5133	Telecommunications	813	8 642	32 410	37	18	6	6	3	2	2	—	—	—
51331	Wired telecommunications carriers	(F)	(D)	(D)	24	13	2	4	2	1	2	—	—	—
51332	Wireless telecom carriers (exc satellite)	(C)	(D)	(D)	9	1	4	2	1	1	—	—	—	—
514	Information & data processing services	190	1 359	5 277	7	4	1	1	—	—	1	—	—	—
5141	Information services	(C)	(D)	(D)	4	2	1	—	—	—	1	—	—	—
51419	Other information services	(C)	(D)	(D)	4	2	1	—	—	—	1	—	—	—
<b>52</b>	<b>Finance &amp; insurance</b>	<b>2 694</b>	<b>19 201</b>	<b>78 864</b>	<b>406</b>	<b>235</b>	<b>98</b>	<b>42</b>	<b>27</b>	<b>3</b>	<b>1</b>	—	—	—
522	Credit intermediation & related activities	1 810	11 499	48 113	201	84	65	29	19	3	1	—	—	—
5221	Depository credit intermediation	1 142	6 580	26 920	78	18	25	16	15	3	1	—	—	—
52211	Commercial banking	886	5 192	20 994	58	7	24	14	10	2	1	—	—	—
522110	Commercial banking	886	5 192	20 994	58	7	24	14	10	2	1	—	—	—
52213	Credit unions	256	1 388	5 926	20	11	1	2	5	1	—	—	—	—
522130	Credit unions	256	1 388	5 926	20	11	1	2	5	1	—	—	—	—
5222	Nondepository credit intermediation	508	3 431	14 641	78	31	34	9	4	—	—	—	—	—
52229	Other nondepository credit intermediation	465	3 119	13 357	67	23	32	8	4	—	—	—	—	—
522292	Real estate credit	145	1 285	5 449	24	12	7	4	1	—	—	—	—	—
522298	All oth nondepository credit intermediation	241	1 191	5 149	27	6	14	4	3	—	—	—	—	—
5223	Activities related to credit intermediation	160	1 488	6 552	45	35	6	4	—	—	—	—	—	—
523	Security, commodity contracts & like activity	(C)	(D)	(D)	51	41	4	3	3	—	—	—	—	—
5231	Scrtcy & comdty contracts intermed & brokerage	(C)	(D)	(D)	26	20	3	1	2	—	—	—	—	—
52312	Securities brokerage	113	2 134	7 120	22	16	3	1	2	—	—	—	—	—
523120	Securities brokerage	113	2 134	7 120	22	16	3	1	2	—	—	—	—	—
524	Insurance carriers & related activities	652	4 830	20 428	150	110	25	10	5	—	—	—	—	—
5241	Insurance carriers	257	2 199	9 333	26	12	4	5	5	—	—	—	—	—
52411	Direct life, health, medical insurance carriers	151	1 263	5 034	14	7	1	2	4	—	—	—	—	—
524113	Direct life insurance carriers	114	937	3 825	9	3	1	2	3	—	—	—	—	—
52412	Other direct insurance carriers	106	936	4 299	12	5	3	3	1	—	—	—	—	—
5242	Agencies & other insurance related activities	395	2 631	11 095	124	98	21	5	—	—	—	—	—	—
52421	Insurance agencies & brokerages	347	2 282	9 839	111	89	18	4	—	—	—	—	—	—
524210	Insurance agencies & brokerages	347	2 282	9 839	111	89	18	4	—	—	—	—	—	—
<b>53</b>	<b>Real estate &amp; rental &amp; leasing</b>	<b>1 225</b>	<b>6 548</b>	<b>27 783</b>	<b>274</b>	<b>189</b>	<b>50</b>	<b>29</b>	<b>5</b>	<b>1</b>	—	—	—	—
531	Real estate	827	4 473	19 095	220	169	31	16	3	1	—	—	—	—
5311	Lessors of real estate	355	2 074	9 235	103	78	17	7	1	—	—	—	—	—
53111	Lessors of residential buildings & dwellings	166	1 130	4 941	44	31	9	4	—	—	—	—	—	—
531110	Lessors of residential buildings & dwellings	166	1 130	4 941	44	31	9	4	—	—	—	—	—	—
53112	Lessors of nonres bldg (exc miniwarehouses)	112	663	3 157	29	21	5	2	1	—	—	—	—	—
531120	Lessors of nonres bldg (exc miniwarehouses)	112	663	3 157	29	21	5	2	1	—	—	—	—	—
5312	Offices of real estate agents & brokers	268	1 300	5 539	73	60	6	5	2	—	—	—	—	—
53121	Offices of real estate agents & brokers	268	1 300	5 539	73	60	6	5	2	—	—	—	—	—
531210	Offices of real estate agents & brokers	268	1 300	5 539	73	60	6	5	2	—	—	—	—	—
5313	Activities related to real estate	204	1 099	4 321	44	31	8	4	—	1	—	—	—	—
53131	Real estate property managers	167	685	3 104	25	15	5	4	—	1	—	—	—	—
532	Rental & leasing services	398	2 075	8 688	54	20	19	13	2	—	—	—	—	—
5322	Consumer goods rental	185	655	2 652	26	9	11	5	1	—	—	—	—	—
53223	Video tape & disc rental	144	360	1 444	20	6	9	5	—	—	—	—	—	—
532230	Video tape & disc rental	144	360	1 444	20	6	9	5	—	—	—	—	—	—
<b>54</b>	<b>Professional, scientific &amp; technical services</b>	<b>3 424</b>	<b>19 607</b>	<b>93 814</b>	<b>391</b>	<b>217</b>	<b>79</b>	<b>54</b>	<b>32</b>	<b>5</b>	<b>4</b>	—	—	—
541	Professional, scientific & technical services	3 424	19 607	93 814	391	217	79	54	32	5	4	—	—	—
5411	Legal services	686	4 380	20 852	104	61	24	14	4	—	1	—	—	—
54111	Offices of lawyers	686	4 380	20 852	104	61	24	14	4	—	1	—	—	—
541110	Offices of lawyers	686	4 380	20 852	104	61	24	14	4	—	1	—	—	—
5412	Accounting, tax prep, bookkeep, payroll services	902	2 489	8 658	74	33	17	10	10	3	1	—	—	—
54121	Accounting, tax prep, bookkeep, payroll services	902	2 489	8 658	74	33	17	10	10	3	1	—	—	—
541211	Offices of certified public accountants	160	1 129	5 154	31	15	10	6	—	—	—	—	—	—
541213	Tax preparation services	682	1 080	2 502	28	8	3	3	10	3	1	—	—	—
5413	Architectural, engineering & related services	328	2 712	17 589	48	27	13	4	4	—	—	—	—	—
54133	Engineering services	135	1 408	11 857	24	18	3	1	2	—	—	—	—	—
541330	Engineering services	135	1 408	11 857	24	18	3	1	2	—	—	—	—	—
5415	Computer systems design & related services	280	2 922	11 847	29	20	4	2	1	2	—	—	—	—
54151	Computer systems design & related services	280	2 922	11 847	29	20	4	2	1	2	—	—	—	—
541511	Custom computer programming services	106	1 238	4 819	10	8	—	1	—	1	—	—	—	—
541512	Computer systems design services	160	1 589	6 630	13	7	3	1	1	—	—	—	—	—

See footnotes at end of table.



**Table 6. Counties—Employees, Payroll, and Establishments by Industry: 2002—Con.**

[Excludes most government employees, railroad employees, and self-employed persons. Size class 1 to 4 includes establishments with payroll, but no employees, during mid-March pay period. (D) denotes figures withheld to avoid disclosing data for individual companies; the data are included in broader industry totals. Detailed industries with 100 or more employees are shown if industry was not a (D). For explanation of terms, abbreviations, and data reliability/comparability, see introductory text]

NAICS code	Industry	Number of employees for week including March 12	Payroll (\$1,000)		Total number of establishments	Number of establishments by employment-size class									
			First quarter	Annual		1 to 4	5 to 9	10 to 19	20 to 49	50 to 99	100 to 249	250 to 499	500 to 999	1,000 or more	
<b>CUMBERLAND—Con.</b>															
<b>54</b>	<b>Professional, scientific &amp; technical services—Con.</b>														
541	Professional, scientific & technical services—Con.														
5416	Management, sci & tech consulting services . . . . .	404	2 694	11 810	46	32	6	3	4	—	1	—	—	—	
54161	Management consulting services . . . . .	379	2 417	10 549	37	24	6	2	4	—	1	—	—	—	
541611	Admin & gen management consulting services . . . . .	216	1 510	6 113	20	16	2	—	1	—	1	—	—	—	
5417	Scientific R&D services . . . . .	155	1 183	8 963	6	1	1	3	—	—	1	—	—	—	
54171	R&D in physical, engineering & life sciences . . . . .	155	1 183	8 963	6	1	1	3	—	—	1	—	—	—	
541710	R&D in physical, engineering & life sciences . . . . .	155	1 183	8 963	6	1	1	3	—	—	1	—	—	—	
5418	Advertising & related services . . . . .	107	710	3 022	15	8	2	4	1	—	—	—	—	—	
5419	Oth professional, scientific, technical services . . . . .	518	2 302	10 230	57	26	10	13	8	—	—	—	—	—	
54194	Veterinary services . . . . .	253	1 342	6 197	20	5	3	8	4	—	—	—	—	—	
541940	Veterinary services . . . . .	253	1 342	6 197	20	5	3	8	4	—	—	—	—	—	
54199	All oth prof, scientific & technical services . . . . .	189	712	2 942	18	7	5	2	4	—	—	—	—	—	
541990	All oth prof, scientific & technical services . . . . .	189	712	2 942	18	7	5	2	4	—	—	—	—	—	
<b>55</b>	<b>Management of companies &amp; enterprises . . . . .</b>	<b>561</b>	<b>5 807</b>	<b>23 006</b>	<b>27</b>	<b>7</b>	<b>6</b>	<b>6</b>	<b>4</b>	<b>3</b>	<b>1</b>	<b>—</b>	<b>—</b>	<b>—</b>	
551	Management of companies & enterprises . . . . .	561	5 807	23 006	27	7	6	6	4	3	1	—	—	—	
5511	Management of companies & enterprises . . . . .	561	5 807	23 006	27	7	6	6	4	3	1	—	—	—	
55111	Management of companies & enterprises . . . . .	561	5 807	23 006	27	7	6	6	4	3	1	—	—	—	
551114	Corp, subsidiary & regional managing offices . . . . .	561	5 807	23 006	27	7	6	6	4	3	1	—	—	—	
<b>56</b>	<b>Admin, support, waste mgt, remediation services . . . . .</b>	<b>5 363</b>	<b>19 581</b>	<b>84 561</b>	<b>233</b>	<b>127</b>	<b>38</b>	<b>25</b>	<b>16</b>	<b>17</b>	<b>6</b>	<b>2</b>	<b>2</b>	<b>—</b>	
561	Administrative & support services . . . . .	5 215	18 748	81 007	222	120	37	24	15	16	6	2	2	—	
5613	Employment services . . . . .	2 008	6 900	32 366	30	11	1	3	4	6	3	1	1	—	
56131	Employment placement agencies . . . . .	(C)	(D)	(D)	7	5	—	1	—	—	1	—	—	—	
56132	Temporary help services . . . . .	1 777	6 588	30 691	21	4	1	2	4	6	2	1	1	—	
561320	Temporary help services . . . . .	1 777	6 588	30 691	21	4	1	2	4	6	2	1	1	—	
5614	Business support services . . . . .	203	1 039	4 253	21	6	10	3	1	1	—	—	—	—	
5616	Investigation & security services . . . . .	899	2 569	10 834	25	10	4	1	5	4	—	1	—	—	
56161	Investigation, guard & armored car services . . . . .	796	1 996	7 704	18	6	3	1	4	3	—	1	—	—	
561612	Security guards & patrol services . . . . .	712	1 552	5 789	12	3	2	1	2	3	—	1	—	—	
56162	Security systems services . . . . .	103	573	3 130	7	4	1	—	1	1	—	—	—	—	
5617	Services to buildings & dwellings . . . . .	1 732	6 722	27 667	109	69	17	12	4	4	2	—	1	—	
56171	Exterminating & pest control services . . . . .	193	804	3 967	13	3	5	3	1	1	—	—	—	—	
561710	Exterminating & pest control services . . . . .	193	804	3 967	13	3	5	3	1	1	—	—	—	—	
56172	Janitorial services . . . . .	1 104	4 835	18 730	37	22	5	4	3	1	1	—	1	—	
561720	Janitorial services . . . . .	1 104	4 835	18 730	37	22	5	4	3	1	1	—	1	—	
56173	Landscaping services . . . . .	389	877	3 970	47	34	6	4	—	2	1	—	—	—	
561730	Landscaping services . . . . .	389	877	3 970	47	34	6	4	—	2	1	—	—	—	
5619	Other support services . . . . .	288	856	3 281	21	15	1	2	1	1	1	—	—	—	
56199	All other support services . . . . .	279	817	3 060	18	13	—	2	1	1	1	—	—	—	
561990	All other support services . . . . .	279	817	3 060	18	13	—	2	1	1	1	—	—	—	
562	Waste management & remediation services . . . . .	148	833	3 554	11	7	1	1	1	1	—	—	—	—	
<b>61</b>	<b>Educational services . . . . .</b>	<b>1 784</b>	<b>7 944</b>	<b>33 991</b>	<b>38</b>	<b>17</b>	<b>9</b>	<b>4</b>	<b>3</b>	<b>1</b>	<b>3</b>	<b>—</b>	<b>1</b>	<b>—</b>	
611	Educational services . . . . .	1 784	7 944	33 991	38	17	9	4	3	1	3	—	1	—	
6111	Elementary & secondary schools . . . . .	391	2 214	8 120	10	2	2	2	2	1	1	—	—	—	
61111	Elementary & secondary schools . . . . .	391	2 214	8 120	10	2	2	2	2	1	1	—	—	—	
611110	Elementary & secondary schools . . . . .	391	2 214	8 120	10	2	2	2	2	1	1	—	—	—	
6113	Colleges, universities & professional schools . . . . .	(F)	(D)	(D)	4	2	1	—	—	—	—	—	1	—	
61131	Colleges, universities & professional schools . . . . .	(F)	(D)	(D)	4	2	1	—	—	—	—	—	1	—	
6115	Technical & trade schools . . . . .	334	2 548	12 875	5	—	2	1	—	—	2	—	—	—	
61151	Technical & trade schools . . . . .	334	2 548	12 875	5	—	2	1	—	—	2	—	—	—	
<b>62</b>	<b>Health care and social assistance . . . . .</b>	<b>13 675</b>	<b>110 038</b>	<b>485 735</b>	<b>591</b>	<b>229</b>	<b>135</b>	<b>126</b>	<b>63</b>	<b>21</b>	<b>13</b>	<b>1</b>	<b>1</b>	<b>2</b>	
621	Ambulatory health care services . . . . .	3 635	34 509	167 415	356	151	90	73	31	8	3	—	—	—	
6211	Offices of physicians . . . . .	1 549	19 388	99 441	151	62	40	30	16	2	1	—	—	—	
62111	Offices of physicians . . . . .	1 549	19 388	99 441	151	62	40	30	16	2	1	—	—	—	
621111	Offices of physicians (exc mental health) . . . . .	1 491	18 958	97 617	142	58	38	27	16	2	1	—	—	—	
6212	Offices of dentists . . . . .	597	5 571	26 370	65	11	24	26	4	—	—	—	—	—	
62121	Offices of dentists . . . . .	597	5 571	26 370	65	11	24	26	4	—	—	—	—	—	
621210	Offices of dentists . . . . .	597	5 571	26 370	65	11	24	26	4	—	—	—	—	—	
6213	Offices of other health practitioners . . . . .	362	2 577	12 116	84	59	17	6	2	—	—	—	—	—	
62131	Offices of chiropractors . . . . .	118	793	3 556	24	15	7	1	1	—	—	—	—	—	
621310	Offices of chiropractors . . . . .	118	793	3 556	24	15	7	1	1	—	—	—	—	—	
6214	Outpatient care centers . . . . .	200	1 424	6 146	17	5	6	3	2	1	—	—	—	—	
62149	Other outpatient care centers . . . . .	158	1 207	5 226	11	1	5	3	1	1	—	—	—	—	
6215	Medical & diagnostic laboratories . . . . .	115	1 857	7 705	8	4	—	2	1	1	—	—	—	—	
62151	Medical & diagnostic laboratories . . . . .	115	1 857	7 705	8	4	—	2	1	1	—	—	—	—	
6216	Home health care services . . . . .	740	3 196	13 427	26	8	2	6	4	4	2	—	—	—	
62161	Home health care services . . . . .	740	3 196	13 427	26	8	2	6	4	4	2	—	—	—	
621610	Home health care services . . . . .	740	3 196	13 427	26	8	2	6	4	4	2	—	—	—	
622	Hospitals . . . . .	(I)	(D)	(D)	20	3	5	5	—	2	1	1	1	2	
6221	General medical & surgical hospitals . . . . .	5 959	61 171	256 841	19	2	5	5	—	2	1	1	1	2	
62211	General medical & surgical hospitals . . . . .	5 959	61 171	256 841	19	2	5	5	—	2	1	1	1	2	
622110	General medical & surgical hospitals . . . . .	5 959	61 171	256 841	19	2	5	5	—	2	1	1	1	2	

See footnotes at end of table.

**Table 6. Counties—Employees, Payroll, and Establishments by Industry: 2002—Con.**

[Excludes most government employees, railroad employees, and self-employed persons. Size class 1 to 4 includes establishments with payroll, but no employees, during mid-March pay period. (D) denotes figures withheld to avoid disclosing data for individual companies; the data are included in broader industry totals. Detailed industries with 100 or more employees are shown if industry was not a (D). For explanation of terms, abbreviations, and data reliability/comparability, see introductory text]

NAICS code	Industry	Number of employees for week including March 12	Payroll (\$1,000)		Total number of establishments	Number of establishments by employment-size class																					
			First quarter	Annual		1 to 4	5 to 9	10 to 19	20 to 49	50 to 99	100 to 249	250 to 499	500 to 999	1,000 or more													
<b>CUMBERLAND—Con.</b>																											
<b>62 Health care and social assistance—Con.</b>																											
623	Nursing & residential care facilities .....	2 502	9 733	41 813	87	29	15	14	13	8	8	—	—	—	—	—											
6231	Nursing care facilities .....	1 372	6 097	26 101	19	6	—	2	1	2	8	—	—	—	—	—											
62311	Nursing care facilities .....	1 372	6 097	26 101	19	6	—	2	1	2	8	—	—	—	—	—											
623110	Nursing care facilities .....	1 372	6 097	26 101	19	6	—	2	1	2	8	—	—	—	—	—											
6232	Residential mental retardation, health facil .....	357	923	3 949	31	11	9	5	6	—	—	—	—	—	—	—											
62321	Residential mental retardation facilities .....	305	728	3 058	24	9	6	3	6	—	—	—	—	—	—	—											
623210	Residential mental retardation facilities .....	305	728	3 058	24	9	6	3	6	—	—	—	—	—	—	—											
6233	Community care facilities for the elderly .....	539	1 838	7 462	20	4	3	5	3	5	—	—	—	—	—	—											
62331	Community care facilities for the elderly .....	539	1 838	7 462	20	4	3	5	3	5	—	—	—	—	—	—											
6239	Other residential care facilities .....	234	875	4 301	17	8	3	2	3	1	—	—	—	—	—	—											
62399	Other residential care facilities .....	234	875	4 301	17	8	3	2	3	1	—	—	—	—	—	—											
623990	Other residential care facilities .....	234	875	4 301	17	8	3	2	3	1	—	—	—	—	—	—											
624	Social assistance .....	(G)	(D)	(D)	128	46	25	34	19	3	1	—	—	—	—	—											
6241	Individual & family services .....	460	1 742	7 269	33	13	6	8	4	2	—	—	—	—	—	—											
62412	Services for elderly & disabled persons .....	215	713	2 664	10	6	—	1	1	2	—	—	—	—	—	—											
624120	Services for elderly & disabled persons .....	215	713	2 664	10	6	—	1	1	2	—	—	—	—	—	—											
62419	Other individual & family services .....	185	882	3 798	17	6	5	3	3	—	—	—	—	—	—	—											
624190	Other individual & family services .....	185	882	3 798	17	6	5	3	3	—	—	—	—	—	—	—											
6244	Child day care services .....	1 075	2 688	11 562	86	26	18	25	15	1	1	—	—	—	—	—											
62441	Child day care services .....	1 075	2 688	11 562	86	26	18	25	15	1	1	—	—	—	—	—											
624410	Child day care services .....	1 075	2 688	11 562	86	26	18	25	15	1	1	—	—	—	—	—											
<b>71</b>	<b>Arts, entertainment &amp; recreation .....</b>	<b>628</b>	<b>2 274</b>	<b>10 208</b>	<b>53</b>	<b>25</b>	<b>7</b>	<b>11</b>	<b>8</b>	<b>2</b>	—	—	—	—	—	—											
711	Performing arts, spectator sports & related industries .....	110	456	1 846	13	8	1	2	2	—	—	—	—	—	—	—											
713	Amusement, gambling & recreation industries .....	491	1 672	7 777	37	16	6	7	6	2	—	—	—	—	—	—											
7139	Other amusement & recreation industries .....	448	1 507	6 968	31	13	4	7	5	2	—	—	—	—	—	—											
71391	Golf courses & country clubs .....	141	585	2 471	6	2	—	1	2	1	—	—	—	—	—	—											
713910	Golf courses & country clubs .....	141	585	2 471	6	2	—	1	2	1	—	—	—	—	—	—											
71394	Fitness & recreational sports centers .....	201	553	2 805	11	5	—	3	2	1	—	—	—	—	—	—											
713940	Fitness & recreational sports centers .....	201	553	2 805	11	5	—	3	2	1	—	—	—	—	—	—											
<b>72</b>	<b>Accommodation &amp; food services .....</b>	<b>10 362</b>	<b>23 556</b>	<b>101 470</b>	<b>491</b>	<b>139</b>	<b>71</b>	<b>82</b>	<b>152</b>	<b>41</b>	<b>5</b>	<b>1</b>	—	—	—	—											
721	Accommodation .....	943	2 361	10 283	45	7	3	16	17	1	1	—	—	—	—	—											
7211	Traveler accommodation .....	(F)	(D)	(D)	43	6	3	15	17	1	1	—	—	—	—	—											
72111	Hotels (exc casino hotels) & motels .....	902	2 245	9 685	42	6	3	15	16	1	1	—	—	—	—	—											
721110	Hotels (exc casino hotels) & motels .....	902	2 245	9 685	42	6	3	15	16	1	1	—	—	—	—	—											
722	Food services & drinking places .....	9 419	21 195	91 187	446	132	68	66	135	40	4	1	—	—	—	—											
7221	Full-service restaurants .....	3 693	9 062	38 834	161	48	29	25	34	22	3	—	—	—	—	—											
72211	Full-service restaurants .....	3 693	9 062	38 834	161	48	29	25	34	22	3	—	—	—	—	—											
722110	Full-service restaurants .....	3 693	9 062	38 834	161	48	29	25	34	22	3	—	—	—	—	—											
7222	Limited-service eating places .....	4 816	9 658	41 927	217	44	28	29	98	17	1	—	—	—	—	—											
72221	Limited-service eating places .....	4 816	9 658	41 927	217	44	28	29	98	17	1	—	—	—	—	—											
722211	Limited-service restaurants .....	4 559	8 930	39 071	193	35	21	23	97	17	—	—	—	—	—	—											
722212	Cafeterias .....	108	430	1 602	3	1	1	—	—	—	1	—	—	—	—	—											
722213	Snack & nonalcoholic beverage bars .....	149	298	1 254	21	8	6	6	1	—	—	—	—	—	—	—											
7223	Special food services .....	599	1 885	8 118	17	8	2	3	3	—	—	1	—	—	—	—											
72231	Food service contractors .....	569	1 826	7 873	12	6	—	2	3	—	—	—	—	—	—	—											
722310	Food service contractors .....	569	1 826	7 873	12	6	—	2	3	—	—	—	—	—	—	—											
7224	Drinking places (alcoholic beverages) .....	311	590	2 308	51	32	9	9	—	1	—	—	—	—	—	—											
72241	Drinking places (alcoholic beverages) .....	311	590	2 308	51	32	9	9	—	1	—	—	—	—	—	—											
722410	Drinking places (alcoholic beverages) .....	311	590	2 308	51	32	9	9	—	1	—	—	—	—	—	—											
<b>81</b>	<b>Other services (except public administration) .....</b>	<b>4 652</b>	<b>18 845</b>	<b>74 916</b>	<b>630</b>	<b>373</b>	<b>141</b>	<b>73</b>	<b>27</b>	<b>15</b>	<b>1</b>	—	—	—	—	—											
811	Repair & maintenance .....	1 285	6 334	24 901	212	131	48	25	6	2	—	—	—	—	—	—											
8111	Automotive repair & maintenance .....	1 030	5 087	19 721	158	92	40	19	5	2	—	—	—	—	—	—											
81111	Automotive mechanical & electrical R&M .....	431	2 672	10 711	100	68	27	4	—	1	—	—	—	—	—	—											
811111	General automotive repair .....	335	2 126	8 416	74	51	19	3	—	1	—	—	—	—	—	—											
811112	Automotive body, paint, interior & glass repair .....	217	1 259	5 034	32	17	8	5	2	—	—	—	—	—	—	—											
8111121	Automotive body, paint & interior R&M .....	137	844	3 372	24	14	6	3	1	—	—	—	—	—	—	—											
811119	Other automotive R&M .....	382	1 156	3 976	26	7	5	10	3	1	—	—	—	—	—	—											
811192	Car washes .....	294	811	2 695	15	4	2	5	3	1	—	—	—	—	—	—											
8113	Commercial equipment (exc auto & elec) R&M .....	112	666	2 682	17	9	2	6	—	—	—	—	—	—	—	—											
81131	Commercial equipment (exc auto & elec) R&M .....	112	666	2 682	17	9	2	6	—	—	—	—	—	—	—	—											
811310	Commercial equipment (exc auto & elec) R&M .....	112	666	2 682	17	9	2	6	—	—	—	—	—	—	—	—											
8114	Personal & household goods R&M .....	113	422	1 821	26	20	5	—	1	—	—	—	—	—	—	—											
812	Personal & laundry services .....	1 222	4 473	18 557	153	82	37	21	9	3	1	—	—	—	—	—											
8121	Personal care services .....	274	893	3 692	61	42	11	7	1	—	—	—	—	—	—	—											
81211	Hair, nail & skin care services .....	201	740	3 022	47	34	8	4	1	—	—	—	—	—	—	—											
812112	Beauty salons .....	133	452	1 860	31	20	7	4	—	—	—	—	—	—	—	—											
8122	Death care services .....	112	782	3 206	13	3	5	5	—	—	—	—	—	—	—	—											
8123	Drycleaning & laundry services .....	716	2 358	9 474	50	19	13	7	7	3	1	—	—	—	—	—											
81232	Drycleaning & laundry services (exc coin-op) .....	381	906	3 339	31	11	8	6	5	1	—	—	—	—	—	—											
812320	Drycleaning & laundry services (exc coin-op) .....	381	906	3 339	31	11	8	6	5	1	—	—	—	—	—	—											
81233	Linen & uniform supply .....	239	1 229	5 206	4	—	1	—	—	2	1	—	—	—	—	—											
8129	Other personal services .....	120	440	2 185	29	18	8	2	1	—	—	—	—	—	—	—											

See footnotes at end of table.

**Table 6. Counties—Employees, Payroll, and Establishments by Industry: 2002—Con.**

[Excludes most government employees, railroad employees, and self-employed persons. Size class 1 to 4 includes establishments with payroll, but no employees, during mid-March pay period. (D) denotes figures withheld to avoid disclosing data for individual companies; the data are included in broader industry totals. Detailed industries with 100 or more employees are shown if industry was not a (D). For explanation of terms, abbreviations, and data reliability/comparability, see introductory text]

NAICS code	Industry	Number of employees for week including March 12	Payroll (\$1,000)		Total number of establishments	Number of establishments by employment-size class								
			First quarter	Annual		1 to 4	5 to 9	10 to 19	20 to 49	50 to 99	100 to 249	250 to 499	500 to 999	1,000 or more
<b>CUMBERLAND—Con.</b>														
<b>81</b>	<b>Other services (except public administration)—Con.</b>													
813	Religious, grantmaking, civic, prof & like organizations	2 145	8 038	31 458	265	160	56	27	12	10	—	—	—	—
8131	Religious organizations	1 713	5 020	20 608	199	118	40	22	11	8	—	—	—	—
81311	Religious organizations	1 713	5 020	20 608	199	118	40	22	11	8	—	—	—	—
813110	Religious organizations	1 713	5 020	20 608	199	118	40	22	11	8	—	—	—	—
8132	Grantmaking & giving services	115	1 731	5 412	10	5	2	2	—	1	—	—	—	—
81321	Grantmaking & giving services	115	1 731	5 412	10	5	2	2	—	1	—	—	—	—
8134	Civic & social organizations	131	305	1 401	19	15	2	1	—	1	—	—	—	—
81341	Civic & social organizations	131	305	1 401	19	15	2	1	—	1	—	—	—	—
813410	Civic & social organizations	131	305	1 401	19	15	2	1	—	1	—	—	—	—
8139	Business, labor, political, like organizations	157	863	3 660	31	20	8	2	1	—	—	—	—	—
<b>95</b>	<b>Auxiliaries (exc corporate, subsidiary &amp; regional mgt)</b>	<b>1 632</b>	<b>12 460</b>	<b>58 489</b>	<b>16</b>	<b>6</b>	<b>2</b>	<b>—</b>	<b>5</b>	<b>—</b>	<b>2</b>	<b>—</b>	<b>—</b>	<b>1</b>
<b>99</b>	<b>Unclassified establishments</b>	<b>(B)</b>	<b>(D)</b>	<b>(D)</b>	<b>33</b>	<b>27</b>	<b>5</b>	<b>1</b>	<b>—</b>	<b>—</b>	<b>—</b>	<b>—</b>	<b>—</b>	<b>—</b>
<b>CURRITUCK</b>														
	<b>Total</b>	<b>3 912</b>	<b>17 220</b>	<b>85 094</b>	<b>537</b>	<b>348</b>	<b>105</b>	<b>41</b>	<b>34</b>	<b>6</b>	<b>1</b>	<b>2</b>	<b>—</b>	<b>—</b>
<b>23</b>	<b>Construction</b>	<b>478</b>	<b>3 033</b>	<b>13 173</b>	<b>115</b>	<b>87</b>	<b>17</b>	<b>8</b>	<b>3</b>	<b>—</b>	<b>—</b>	<b>—</b>	<b>—</b>	<b>—</b>
233	Building, developing & general contracting	(C)	(D)	(D)	38	31	4	1	2	—	—	—	—	—
2332	Residential building construction	(C)	(D)	(D)	32	25	4	1	2	—	—	—	—	—
23321	Single-family housing construction	108	758	3 352	30	24	4	1	1	—	—	—	—	—
233210	Single-family housing construction	108	758	3 352	30	24	4	1	1	—	—	—	—	—
235	Special trade contractors	284	1 549	6 990	69	52	10	6	1	—	—	—	—	—
2351	Plumbing, heating & AC contractor	112	572	2 439	19	10	5	4	—	—	—	—	—	—
23511	Plumbing, heating & AC contractor	112	572	2 439	19	10	5	4	—	—	—	—	—	—
235110	Plumbing, heating & AC contractor	112	572	2 439	19	10	5	4	—	—	—	—	—	—
<b>31-33</b>	<b>Manufacturing</b>	<b>157</b>	<b>937</b>	<b>4 455</b>	<b>18</b>	<b>8</b>	<b>4</b>	<b>4</b>	<b>2</b>	<b>—</b>	<b>—</b>	<b>—</b>	<b>—</b>	<b>—</b>
<b>42</b>	<b>Wholesale trade</b>	<b>85</b>	<b>564</b>	<b>2 568</b>	<b>18</b>	<b>10</b>	<b>5</b>	<b>3</b>	<b>—</b>	<b>—</b>	<b>—</b>	<b>—</b>	<b>—</b>	<b>—</b>
<b>44-45</b>	<b>Retail trade</b>	<b>900</b>	<b>4 372</b>	<b>19 889</b>	<b>116</b>	<b>73</b>	<b>24</b>	<b>7</b>	<b>8</b>	<b>4</b>	<b>—</b>	<b>—</b>	<b>—</b>	<b>—</b>
444	Bldg material & garden equip & supp dealers	111	1 106	3 656	8	3	4	—	—	1	—	—	—	—
4441	Building material & supplies dealers	(C)	(D)	(D)	6	2	3	—	—	1	—	—	—	—
445	Food & beverage stores	189	698	4 083	23	17	2	1	2	1	—	—	—	—
4451	Grocery stores	(C)	(D)	(D)	6	1	1	1	2	1	—	—	—	—
44511	Grocery (except convenience) stores	(C)	(D)	(D)	4	—	—	1	2	1	—	—	—	—
447	Gasoline stations	130	419	1 719	13	4	6	2	—	1	—	—	—	—
4471	Gasoline stations	130	419	1 719	13	4	6	2	—	1	—	—	—	—
453	Miscellaneous store retailers	138	662	2 480	21	17	2	—	1	1	—	—	—	—
4532	Office supplies, stationery & gift stores	(C)	(D)	(D)	14	10	2	—	1	1	—	—	—	—
45322	Gift, novelty & souvenir stores	121	636	2 343	13	10	1	—	1	1	—	—	—	—
453220	Gift, novelty & souvenir stores	121	636	2 343	13	10	1	—	1	1	—	—	—	—
<b>48-49</b>	<b>Transportation &amp; warehousing</b>	<b>30</b>	<b>114</b>	<b>492</b>	<b>9</b>	<b>6</b>	<b>3</b>	<b>—</b>	<b>—</b>	<b>—</b>	<b>—</b>	<b>—</b>	<b>—</b>	<b>—</b>
<b>51</b>	<b>Information</b>	<b>69</b>	<b>358</b>	<b>1 844</b>	<b>9</b>	<b>5</b>	<b>2</b>	<b>1</b>	<b>1</b>	<b>—</b>	<b>—</b>	<b>—</b>	<b>—</b>	<b>—</b>
<b>52</b>	<b>Finance &amp; insurance</b>	<b>58</b>	<b>591</b>	<b>2 101</b>	<b>10</b>	<b>4</b>	<b>5</b>	<b>—</b>	<b>1</b>	<b>—</b>	<b>—</b>	<b>—</b>	<b>—</b>	<b>—</b>
<b>53</b>	<b>Real estate &amp; rental &amp; leasing</b>	<b>868</b>	<b>2 900</b>	<b>16 638</b>	<b>46</b>	<b>33</b>	<b>4</b>	<b>2</b>	<b>4</b>	<b>1</b>	<b>—</b>	<b>2</b>	<b>—</b>	<b>—</b>
531	Real estate	858	2 868	16 412	40	27	4	2	4	1	—	2	—	—
5312	Offices of real estate agents & brokers	730	2 305	13 109	22	16	2	—	1	1	—	2	—	—
53121	Offices of real estate agents & brokers	730	2 305	13 109	22	16	2	—	1	1	—	2	—	—
531210	Offices of real estate agents & brokers	730	2 305	13 109	22	16	2	—	1	1	—	2	—	—
<b>54</b>	<b>Professional, scientific &amp; technical services</b>	<b>106</b>	<b>519</b>	<b>2 476</b>	<b>28</b>	<b>20</b>	<b>5</b>	<b>2</b>	<b>1</b>	<b>—</b>	<b>—</b>	<b>—</b>	<b>—</b>	<b>—</b>
541	Professional, scientific & technical services	106	519	2 476	28	20	5	2	1	—	—	—	—	—
<b>55</b>	<b>Management of companies &amp; enterprises</b>	<b>(A)</b>	<b>(D)</b>	<b>(D)</b>	<b>1</b>	<b>—</b>	<b>—</b>	<b>1</b>	<b>—</b>	<b>—</b>	<b>—</b>	<b>—</b>	<b>—</b>	<b>—</b>
<b>56</b>	<b>Admin, support, waste mgt, remediation services</b>	<b>(B)</b>	<b>(D)</b>	<b>(D)</b>	<b>18</b>	<b>10</b>	<b>5</b>	<b>2</b>	<b>1</b>	<b>—</b>	<b>—</b>	<b>—</b>	<b>—</b>	<b>—</b>
<b>61</b>	<b>Educational services</b>	<b>(A)</b>	<b>(D)</b>	<b>(D)</b>	<b>2</b>	<b>2</b>	<b>—</b>	<b>—</b>	<b>—</b>	<b>—</b>	<b>—</b>	<b>—</b>	<b>—</b>	<b>—</b>
<b>62</b>	<b>Health care and social assistance</b>	<b>205</b>	<b>948</b>	<b>4 402</b>	<b>21</b>	<b>9</b>	<b>11</b>	<b>—</b>	<b>—</b>	<b>1</b>	<b>—</b>	<b>—</b>	<b>—</b>	<b>—</b>
623	Nursing & residential care facilities	(C)	(D)	(D)	1	—	—	—	—	1	—	—	—	—
6231	Nursing care facilities	(C)	(D)	(D)	1	—	—	—	—	1	—	—	—	—
62311	Nursing care facilities	(C)	(D)	(D)	1	—	—	—	—	1	—	—	—	—
<b>71</b>	<b>Arts, entertainment &amp; recreation</b>	<b>197</b>	<b>972</b>	<b>5 079</b>	<b>18</b>	<b>8</b>	<b>2</b>	<b>4</b>	<b>4</b>	<b>—</b>	<b>—</b>	<b>—</b>	<b>—</b>	<b>—</b>
713	Amusement, gambling & recreation industries	(C)	(D)	(D)	16	7	2	3	4	—	—	—	—	—
7139	Other amusement & recreation industries	173	946	4 880	15	7	1	3	4	—	—	—	—	—
<b>72</b>	<b>Accommodation &amp; food services</b>	<b>420</b>	<b>735</b>	<b>6 067</b>	<b>52</b>	<b>30</b>	<b>10</b>	<b>4</b>	<b>7</b>	<b>1</b>	<b>—</b>	<b>—</b>	<b>—</b>	<b>—</b>
722	Food services & drinking places	376	549	4 901	43	24	8	3	7	1	—	—	—	—
7221	Full-service restaurants	177	273	2 682	21	11	5	1	4	—	—	—	—	—
72211	Full-service restaurants	177	273	2 682	21	11	5	1	4	—	—	—	—	—
722110	Full-service restaurants	177	273	2 682	21	11	5	1	4	—	—	—	—	—
7222	Limited-service eating places	166	238	1 722	18	11	2	2	2	1	—	—	—	—
72221	Limited-service eating places	166	238	1 722	18	11	2	2	2	1	—	—	—	—
722211	Limited-service restaurants	166	238	1 603	14	7	2	2	2	1	—	—	—	—

See footnotes at end of table.

**Table 6. Counties—Employees, Payroll, and Establishments by Industry: 2002—Con.**

[Excludes most government employees, railroad employees, and self-employed persons. Size class 1 to 4 includes establishments with payroll, but no employees, during mid-March pay period. (D) denotes figures withheld to avoid disclosing data for individual companies; the data are included in broader industry totals. Detailed industries with 100 or more employees are shown if industry was not a (D). For explanation of terms, abbreviations, and data reliability/comparability, see introductory text]

NAICS code	Industry	Number of employees for week including March 12	Payroll (\$1,000)		Total number of establishments	Number of establishments by employment-size class									
			First quarter	Annual		1 to 4	5 to 9	10 to 19	20 to 49	50 to 99	100 to 249	250 to 499	500 to 999	1,000 or more	
<b>CURRITUCK—Con.</b>															
81	<b>Other services (except public administration)</b>	217	692	3 194	50	38	8	2	2	—	—	—	—	—	
813	Religious, grantmaking, civic, prof & like organizations	120	274	1 333	25	19	3	2	1	—	—	—	—	—	
99	<b>Unclassified establishments</b>	(A)	(D)	(D)	6	5	—	1	—	—	—	—	—	—	
<b>DARE</b>															
	<b>Total</b>	13 568	61 273	325 295	1 861	1 151	349	211	103	40	6	1	—	—	
11	<b>Forestry, fishing, hunting, and agriculture support</b>	11	56	363	14	14	—	—	—	—	—	—	—	—	
22	<b>Utilities</b>	(A)	(D)	(D)	1	—	—	1	—	—	—	—	—	—	
23	<b>Construction</b>	1 382	8 504	41 071	295	212	48	25	6	4	—	—	—	—	
233	Building, developing & general contracting	452	3 130	16 901	123	98	15	7	1	2	—	—	—	—	
2332	Residential building construction	(E)	(D)	(D)	115	92	13	7	1	2	—	—	—	—	
23321	Single-family housing construction	434	3 004	16 211	113	91	12	7	1	2	—	—	—	—	
233210	Single-family housing construction	434	3 004	16 211	113	91	12	7	1	2	—	—	—	—	
234	Heavy construction	177	1 103	5 017	14	5	2	5	1	1	—	—	—	—	
2349	Other heavy construction	177	1 103	5 017	14	5	2	5	1	1	—	—	—	—	
23499	All other heavy construction	118	798	3 557	8	2	2	3	—	1	—	—	—	—	
234990	All other heavy construction	118	798	3 557	8	2	2	3	—	1	—	—	—	—	
235	Special trade contractors	753	4 271	19 153	158	109	31	13	4	1	—	—	—	—	
2351	Plumbing, heating & AC contractor	207	1 427	6 509	49	34	11	3	1	—	—	—	—	—	
23511	Plumbing, heating & AC contractor	207	1 427	6 509	49	34	11	3	1	—	—	—	—	—	
235110	Plumbing, heating & AC contractor	207	1 427	6 509	49	34	11	3	1	—	—	—	—	—	
2353	Electrical contractors	163	746	3 572	19	9	6	2	1	1	—	—	—	—	
23531	Electrical contractors	163	746	3 572	19	9	6	2	1	1	—	—	—	—	
235310	Electrical contractors	163	746	3 572	19	9	6	2	1	1	—	—	—	—	
31-33	<b>Manufacturing</b>	521	3 722	15 355	39	19	6	7	4	2	1	—	—	—	
336	Transportation equipment mfg	355	2 597	8 925	14	2	3	5	2	1	1	—	—	—	
3366	Ship & boat building	355	2 597	8 925	14	2	3	5	2	1	1	—	—	—	
33661	Ship & boat building	355	2 597	8 925	14	2	3	5	2	1	1	—	—	—	
42	<b>Wholesale trade</b>	444	2 673	12 110	50	31	7	8	2	1	1	—	—	—	
422	Wholesale trade, nondurable goods	361	2 065	9 117	32	20	3	5	2	1	1	—	—	—	
4224	Grocery & related product whse	284	1 636	6 839	14	6	3	1	2	1	1	—	—	—	
42246	Fish & seafood whse	185	1 208	5 207	9	4	2	1	1	—	1	—	—	—	
422460	Fish & seafood whse	185	1 208	5 207	9	4	2	1	1	—	1	—	—	—	
44-45	<b>Retail trade</b>	3 232	13 827	72 804	436	254	95	50	27	8	2	—	—	—	
441	Motor vehicle & parts dealers	185	1 361	5 669	20	6	7	5	1	1	—	—	—	—	
442	Furniture & home furnishing stores	187	1 171	6 084	26	14	6	4	2	—	—	—	—	—	
4421	Furniture stores	128	904	4 722	10	3	3	2	2	—	—	—	—	—	
44211	Furniture stores	128	904	4 722	10	3	3	2	2	—	—	—	—	—	
442110	Furniture stores	128	904	4 722	10	3	3	2	2	—	—	—	—	—	
444	Bldg material & garden equip & supp dealers	390	2 430	11 314	34	13	7	6	7	1	—	—	—	—	
4441	Building material & supplies dealers	(E)	(D)	(D)	31	12	5	6	7	1	—	—	—	—	
44419	Other building material dealers	252	1 701	7 183	19	7	3	3	5	1	—	—	—	—	
444190	Other building material dealers	252	1 701	7 183	19	7	3	3	5	1	—	—	—	—	
445	Food & beverage stores	647	2 535	14 419	56	34	8	6	3	5	—	—	—	—	
4451	Grocery stores	579	2 301	12 832	28	9	6	5	3	5	—	—	—	—	
44511	Grocery (except convenience) stores	510	2 078	11 183	16	4	—	4	3	5	—	—	—	—	
445110	Grocery (except convenience) stores	510	2 078	11 183	16	4	—	4	3	5	—	—	—	—	
446	Health & personal care stores	108	370	1 672	14	6	5	1	2	—	—	—	—	—	
4461	Health & personal care stores	108	370	1 672	14	6	5	1	2	—	—	—	—	—	
447	Gasoline stations	303	958	4 988	36	12	10	10	4	—	—	—	—	—	
4471	Gasoline stations	303	958	4 988	36	12	10	10	4	—	—	—	—	—	
44711	Gasoline stations with convenience stores	252	802	4 330	27	5	10	10	2	—	—	—	—	—	
447110	Gasoline stations with convenience stores	252	802	4 330	27	5	10	10	2	—	—	—	—	—	
448	Clothing & clothing accessories stores	439	1 322	8 438	81	46	24	7	4	—	—	—	—	—	
4481	Clothing stores	387	1 147	7 286	66	35	21	6	4	—	—	—	—	—	
44814	Family clothing stores	165	399	3 110	22	13	4	3	2	—	—	—	—	—	
448140	Family clothing stores	165	399	3 110	22	13	4	3	2	—	—	—	—	—	
451	Sporting goods, hobby, book & music stores	148	531	3 487	55	48	5	2	—	—	—	—	—	—	
4511	Sporting goods, hobby, musical instrument stores	102	353	2 736	41	38	2	1	—	—	—	—	—	—	
452	General merchandise stores	444	1 946	9 198	16	4	5	3	1	1	2	—	—	—	
4521	Department stores	344	1 678	7 219	3	—	—	—	—	1	2	—	—	—	
45211	Department stores	344	1 678	7 219	3	—	—	—	—	1	2	—	—	—	
452110	Department stores	344	1 678	7 219	3	—	—	—	—	1	2	—	—	—	
4529	Other general merchandise stores	100	268	1 979	13	4	5	3	1	—	—	—	—	—	
45299	All other general merchandise stores	100	268	1 979	13	4	5	3	1	—	—	—	—	—	
452990	All other general merchandise stores	100	268	1 979	13	4	5	3	1	—	—	—	—	—	
453	Miscellaneous store retailers	336	876	6 101	85	62	15	5	3	—	—	—	—	—	
4532	Office supplies, stationery & gift stores	(C)	(D)	(D)	57	40	12	3	2	—	—	—	—	—	
45322	Gift, novelty & souvenir stores	213	419	3 397	55	39	11	3	2	—	—	—	—	—	
453220	Gift, novelty & souvenir stores	213	419	3 397	55	39	11	3	2	—	—	—	—	—	

See footnotes at end of table.

**Table 6. Counties—Employees, Payroll, and Establishments by Industry: 2002—Con.**

[Excludes most government employees, railroad employees, and self-employed persons. Size class 1 to 4 includes establishments with payroll, but no employees, during mid-March pay period. (D) denotes figures withheld to avoid disclosing data for individual companies; the data are included in broader industry totals. Detailed industries with 100 or more employees are shown if industry was not a (D). For explanation of terms, abbreviations, and data reliability/comparability, see introductory text]

NAICS code	Industry	Number of employees for week including March 12	Payroll (\$1,000)		Total number of establishments	Number of establishments by employment-size class								
			First quarter	Annual		1 to 4	5 to 9	10 to 19	20 to 49	50 to 99	100 to 249	250 to 499	500 to 999	1,000 or more
	<b>DARE—Con.</b>													
<b>48-49</b>	<b>Transportation &amp; warehousing</b>	<b>67</b>	<b>207</b>	<b>2 014</b>	<b>51</b>	<b>48</b>	<b>3</b>	—	—	—	—	—	—	—
<b>51</b>	<b>Information</b>	<b>194</b>	<b>1 562</b>	<b>6 361</b>	<b>29</b>	<b>15</b>	<b>6</b>	<b>7</b>	<b>1</b>	—	—	—	—	—
513	Broadcasting & telecommunications	127	1 233	4 975	14	5	4	4	1	—	—	—	—	—
<b>52</b>	<b>Finance &amp; insurance</b>	<b>391</b>	<b>4 109</b>	<b>18 873</b>	<b>67</b>	<b>37</b>	<b>17</b>	<b>10</b>	<b>3</b>	—	—	—	—	—
522	Credit intermediation & related activities	261	2 686	12 074	37	14	15	6	2	—	—	—	—	—
5221	Depository credit intermediation	(C)	(D)	(D)	20	2	12	4	2	—	—	—	—	—
52211	Commercial banking	168	1 286	5 517	18	2	11	3	2	—	—	—	—	—
522110	Commercial banking	168	1 286	5 517	18	2	11	3	2	—	—	—	—	—
<b>53</b>	<b>Real estate &amp; rental &amp; leasing</b>	<b>1 135</b>	<b>5 851</b>	<b>32 443</b>	<b>145</b>	<b>100</b>	<b>21</b>	<b>6</b>	<b>11</b>	<b>7</b>	—	—	—	—
531	Real estate	1 096	5 738	31 297	125	83	18	6	11	7	—	—	—	—
5312	Offices of real estate agents & brokers	450	2 461	12 382	66	50	8	2	2	4	—	—	—	—
53121	Offices of real estate agents & brokers	450	2 461	12 382	66	50	8	2	2	4	—	—	—	—
531210	Offices of real estate agents & brokers	450	2 461	12 382	66	50	8	2	2	4	—	—	—	—
5313	Activities related to real estate	626	3 185	18 263	46	20	10	4	9	3	—	—	—	—
53131	Real estate property managers	616	3 101	17 778	35	9	10	4	9	3	—	—	—	—
<b>54</b>	<b>Professional, scientific &amp; technical services</b>	<b>582</b>	<b>3 922</b>	<b>15 157</b>	<b>110</b>	<b>71</b>	<b>19</b>	<b>18</b>	<b>1</b>	<b>1</b>	—	—	—	—
541	Professional, scientific & technical services	582	3 922	15 157	110	71	19	18	1	1	—	—	—	—
5411	Legal services	132	847	3 715	23	9	9	5	—	—	—	—	—	—
54111	Offices of lawyers	(C)	(D)	(D)	21	7	9	5	—	—	—	—	—	—
5412	Accounting, tax prep, bookkeep, payroll services	202	1 283	3 112	21	11	5	4	—	1	—	—	—	—
54121	Accounting, tax prep, bookkeep, payroll services	202	1 283	3 112	21	11	5	4	—	1	—	—	—	—
5413	Architectural, engineering & related services	131	1 172	5 269	23	13	4	5	1	—	—	—	—	—
<b>55</b>	<b>Management of companies &amp; enterprises</b>	<b>(B)</b>	<b>(D)</b>	<b>(D)</b>	<b>3</b>	<b>1</b>	—	<b>1</b>	<b>1</b>	—	—	—	—	—
<b>56</b>	<b>Admin. support, waste mgt, remediation services</b>	<b>693</b>	<b>2 672</b>	<b>12 804</b>	<b>87</b>	<b>55</b>	<b>22</b>	<b>7</b>	<b>2</b>	—	—	<b>1</b>	—	—
561	Administrative & support services	672	2 551	12 344	83	54	19	7	2	—	—	1	—	—
5613	Employment services	(E)	(D)	(D)	2	—	1	—	—	—	—	1	—	—
56131	Employment placement agencies	(E)	(D)	(D)	2	—	1	—	—	—	—	1	—	—
5617	Services to buildings & dwellings	284	876	5 829	64	40	16	6	2	—	—	—	—	—
56173	Landscaping services	112	277	1 910	23	12	9	1	1	—	—	—	—	—
561730	Landscaping services	112	277	1 910	23	12	9	1	1	—	—	—	—	—
<b>61</b>	<b>Educational services</b>	<b>(B)</b>	<b>(D)</b>	<b>(D)</b>	<b>9</b>	<b>7</b>	<b>1</b>	<b>1</b>	—	—	—	—	—	—
<b>62</b>	<b>Health care and social assistance</b>	<b>544</b>	<b>2 526</b>	<b>15 896</b>	<b>52</b>	<b>24</b>	<b>15</b>	<b>6</b>	<b>4</b>	<b>3</b>	—	—	—	—
621	Ambulatory health care services	184	1 362	7 193	35	19	11	4	1	—	—	—	—	—
623	Nursing & residential care facilities	126	546	2 631	3	—	1	—	1	1	—	—	—	—
6231	Nursing care facilities	(C)	(D)	(D)	2	—	—	—	1	1	—	—	—	—
62311	Nursing care facilities	(C)	(D)	(D)	2	—	—	—	1	1	—	—	—	—
624	Social assistance	(C)	(D)	(D)	13	5	3	2	2	1	—	—	—	—
<b>71</b>	<b>Arts, entertainment &amp; recreation</b>	<b>264</b>	<b>1 045</b>	<b>6 437</b>	<b>59</b>	<b>41</b>	<b>12</b>	<b>4</b>	<b>1</b>	<b>1</b>	—	—	—	—
713	Amusement, gambling & recreation industries	241	927	5 798	47	31	10	4	1	1	—	—	—	—
7139	Other amusement & recreation industries	(C)	(D)	(D)	46	30	10	4	1	1	—	—	—	—
<b>72</b>	<b>Accommodation &amp; food services</b>	<b>3 484</b>	<b>8 088</b>	<b>61 715</b>	<b>283</b>	<b>133</b>	<b>46</b>	<b>51</b>	<b>38</b>	<b>13</b>	<b>2</b>	—	—	—
721	Accommodation	899	2 800	17 422	78	38	16	11	10	2	1	—	—	—
7211	Traveler accommodation	856	2 648	16 288	68	31	14	10	10	2	1	—	—	—
72111	Hotels (exc casino hotels) & motels	831	2 569	15 800	61	26	13	9	10	2	1	—	—	—
721110	Hotels (exc casino hotels) & motels	831	2 569	15 800	61	26	13	9	10	2	1	—	—	—
722	Food services & drinking places	2 585	5 288	44 293	205	95	30	40	28	11	1	—	—	—
7221	Full-service restaurants	2 002	3 905	33 659	120	46	16	28	18	11	1	—	—	—
72211	Full-service restaurants	2 002	3 905	33 659	120	46	16	28	18	11	1	—	—	—
722110	Full-service restaurants	2 002	3 905	33 659	120	46	16	28	18	11	1	—	—	—
7222	Limited-service eating places	511	1 117	8 958	77	45	13	10	9	—	—	—	—	—
72221	Limited-service eating places	511	1 117	8 958	77	45	13	10	9	—	—	—	—	—
722211	Limited-service restaurants	441	1 035	7 428	58	32	10	7	9	—	—	—	—	—
<b>81</b>	<b>Other services (except public administration)</b>	<b>509</b>	<b>1 943</b>	<b>9 149</b>	<b>124</b>	<b>84</b>	<b>30</b>	<b>8</b>	<b>2</b>	—	—	—	—	—
812	Personal & laundry services	122	417	2 110	32	20	10	2	—	—	—	—	—	—
813	Religious, grantmaking, civic, prof & like organizations	301	1 063	4 929	65	44	14	5	2	—	—	—	—	—
8131	Religious organizations	155	493	2 076	34	21	10	2	1	—	—	—	—	—
81311	Religious organizations	155	493	2 076	34	21	10	2	1	—	—	—	—	—
813110	Religious organizations	155	493	2 076	34	21	10	2	1	—	—	—	—	—
8139	Business, labor, political, like organizations	103	421	2 029	19	14	3	1	1	—	—	—	—	—
<b>95</b>	<b>Auxiliaries (exc corporate, subsidiary &amp; regional mgt)</b>	<b>(A)</b>	<b>(D)</b>	<b>(D)</b>	<b>1</b>	—	<b>1</b>	—	—	—	—	—	—	—
<b>99</b>	<b>Unclassified establishments</b>	<b>23</b>	<b>14</b>	<b>94</b>	<b>6</b>	<b>5</b>	—	<b>1</b>	—	—	—	—	—	—

See footnotes at end of table.

**Table 6. Counties—Employees, Payroll, and Establishments by Industry: 2002—Con.**

[Excludes most government employees, railroad employees, and self-employed persons. Size class 1 to 4 includes establishments with payroll, but no employees, during mid-March pay period. (D) denotes figures withheld to avoid disclosing data for individual companies; the data are included in broader industry totals. Detailed industries with 100 or more employees are shown if industry was not a (D). For explanation of terms, abbreviations, and data reliability/comparability, see introductory text]

NAICS code	Industry	Number of employees for week including March 12	Payroll (\$1,000)		Total number of establishments	Number of establishments by employment-size class								
			First quarter	Annual		1 to 4	5 to 9	10 to 19	20 to 49	50 to 99	100 to 249	250 to 499	500 to 999	1,000 or more
<b>DAVIDSON</b>														
	<b>Total</b> .....	<b>41 349</b>	<b>256 083</b>	<b>1 083 780</b>	<b>2 849</b>	<b>1 611</b>	<b>516</b>	<b>328</b>	<b>235</b>	<b>98</b>	<b>43</b>	<b>9</b>	<b>8</b>	<b>1</b>
11	Forestry, fishing, hunting, and agriculture support .....	6	27	156	7	7	—	—	—	—	—	—	—	—
21	Mining .....	(B)	(D)	(D)	1	—	—	—	1	—	—	—	—	—
22	Utilities .....	(C)	(D)	(D)	4	1	1	—	1	1	—	—	—	—
221	Utilities .....	(C)	(D)	(D)	4	1	1	—	1	1	—	—	—	—
23	<b>Construction</b> .....	<b>2 023</b>	<b>11 663</b>	<b>52 391</b>	<b>434</b>	<b>324</b>	<b>66</b>	<b>29</b>	<b>11</b>	<b>3</b>	<b>1</b>	<b>—</b>	<b>—</b>	<b>—</b>
233	Building, developing & general contracting .....	477	2 703	12 391	145	118	17	8	2	—	—	—	—	—
2332	Residential building construction .....	(E)	(D)	(D)	114	101	10	3	—	—	—	—	—	—
23321	Single-family housing construction .....	260	1 310	5 715	112	99	10	3	—	—	—	—	—	—
233210	Single-family housing construction .....	260	1 310	5 715	112	99	10	3	—	—	—	—	—	—
2333	Nonresidential building construction .....	(C)	(D)	(D)	21	8	6	5	2	—	—	—	—	—
23332	Commercial & institutional bldg construction ..	186	1 160	5 633	19	7	5	5	2	—	—	—	—	—
233320	Commercial & institutional bldg construction ..	186	1 160	5 633	19	7	5	5	2	—	—	—	—	—
234	Heavy construction .....	204	1 192	5 405	23	17	4	1	—	—	1	—	—	—
2349	Other heavy construction .....	189	1 084	4 731	19	14	4	—	—	1	—	—	—	—
23491	Water, sewer & pipeline construction .....	163	912	4 086	8	5	2	—	—	1	—	—	—	—
234910	Water, sewer & pipeline construction .....	163	912	4 086	8	5	2	—	—	1	—	—	—	—
235	Special trade contractors .....	1 342	7 768	34 595	266	189	45	20	9	3	—	—	—	—
2351	Plumbing, heating & AC contractor .....	378	2 639	11 934	69	48	13	4	3	1	—	—	—	—
23511	Plumbing, heating & AC contractor .....	378	2 639	11 934	69	48	13	4	3	1	—	—	—	—
235110	Plumbing, heating & AC contractor .....	378	2 639	11 934	69	48	13	4	3	1	—	—	—	—
2352	Painting & wall covering contractors .....	144	604	2 373	26	15	5	5	1	—	—	—	—	—
23521	Painting & wall covering contractors .....	144	604	2 373	26	15	5	5	1	—	—	—	—	—
235210	Painting & wall covering contractors .....	144	604	2 373	26	15	5	5	1	—	—	—	—	—
2353	Electrical contractors .....	174	1 029	4 253	48	35	9	4	—	—	—	—	—	—
23531	Electrical contractors .....	174	1 029	4 253	48	35	9	4	—	—	—	—	—	—
235310	Electrical contractors .....	174	1 029	4 253	48	35	9	4	—	—	—	—	—	—
2354	Masonry, drywall, insulation, tile contractors ..	243	1 143	5 317	39	27	4	5	3	—	—	—	—	—
23541	Masonry & stone contractors .....	165	750	3 466	27	19	3	3	2	—	—	—	—	—
235410	Masonry & stone contractors .....	165	750	3 466	27	19	3	3	2	—	—	—	—	—
2355	Carpentry & floor contractors .....	104	502	2 438	32	28	2	1	1	—	—	—	—	—
2357	Concrete contractors .....	107	716	3 336	12	9	1	—	1	1	—	—	—	—
23571	Concrete contractors .....	107	716	3 336	12	9	1	—	1	1	—	—	—	—
235710	Concrete contractors .....	107	716	3 336	12	9	1	—	1	1	—	—	—	—
2359	Other special trade contractors .....	148	857	3 794	28	17	10	—	—	1	—	—	—	—
31-33	<b>Manufacturing</b> .....	<b>16 918</b>	<b>118 618</b>	<b>500 634</b>	<b>310</b>	<b>97</b>	<b>43</b>	<b>48</b>	<b>53</b>	<b>37</b>	<b>19</b>	<b>5</b>	<b>7</b>	<b>1</b>
313	Textile mills .....	684	5 792	24 044	8	1	—	—	3	1	2	1	—	—
3131	Fiber, yarn & thread mills .....	362	2 322	9 917	4	—	—	—	1	1	2	—	—	—
31311	Fiber, yarn & thread mills .....	362	2 322	9 917	4	—	—	—	1	1	2	—	—	—
3132	Fabric mills .....	(E)	(D)	(D)	2	1	—	—	—	—	—	1	—	—
31323	Nonwoven fabric mills .....	(E)	(D)	(D)	1	—	—	—	—	—	—	1	—	—
314	Textile product mills .....	254	797	4 743	8	4	1	1	—	1	1	—	—	—
3141	Textile furnishings mills .....	(E)	(D)	(D)	6	2	1	1	—	1	1	—	—	—
31412	Curtain & linen mills .....	(E)	(D)	(D)	6	2	1	1	—	1	1	—	—	—
315	Apparel manufacturing .....	488	2 257	9 715	16	4	—	3	6	2	1	—	—	—
3151	Apparel knitting mills .....	295	1 177	5 282	9	—	—	3	4	2	—	—	—	—
31511	Hosiery & sock mills .....	295	1 177	5 282	9	—	—	3	4	2	—	—	—	—
3159	Apparel accessories & other apparel mfg .....	(C)	(D)	(D)	1	—	—	—	—	—	1	—	—	—
31599	Apparel accessories & other apparel mfg .....	(C)	(D)	(D)	1	—	—	—	—	—	1	—	—	—
321	Wood product mfg .....	1 461	8 804	35 662	47	12	6	6	14	6	3	—	—	—
3212	Veneer, plywood & engineered wood product mfg ..	624	3 810	16 558	16	3	1	2	6	2	2	—	—	—
32121	Veneer, plywood & engineered wood product mfg ..	624	3 810	16 558	16	3	1	2	6	2	2	—	—	—
321211	Hardwood veneer & plywood mfg .....	399	2 191	9 736	13	3	1	2	4	2	1	—	—	—
3219	Other wood product mfg .....	755	4 486	17 586	24	7	4	2	6	4	1	—	—	—
32191	Millwork .....	541	3 364	12 548	16	6	2	1	4	2	1	—	—	—
321918	Other millwork (including flooring) .....	337	2 026	7 769	8	4	1	—	1	1	1	—	—	—
32199	All other wood product mfg .....	115	549	2 466	5	—	2	1	1	1	—	—	—	—
322	Paper mfg .....	216	2 496	9 319	5	3	—	—	1	—	1	—	—	—
3222	Converted paper product mfg .....	216	2 496	9 319	5	3	—	—	1	—	1	—	—	—
32221	Paperboard container mfg .....	(C)	(D)	(D)	3	2	—	—	—	—	1	—	—	—
323	Printing & related support activities .....	498	4 656	18 761	24	9	3	5	4	1	2	—	—	—
3231	Printing & related support activities .....	498	4 656	18 761	24	9	3	5	4	1	2	—	—	—
32311	Printing .....	(E)	(D)	(D)	23	9	3	4	4	1	2	—	—	—
323110	Commercial lithographic printing .....	237	2 187	8 164	9	4	1	1	1	1	1	—	—	—
323113	Commercial screen printing .....	181	1 988	8 545	6	1	1	1	2	—	1	—	—	—
326	Plastics & rubber products mfg .....	1 335	9 455	39 393	19	3	5	2	2	4	2	—	1	—
3261	Plastics product mfg .....	(G)	(D)	(D)	16	2	4	2	1	4	2	—	1	—
32611	Unsupported plastics film, sheet, & bag mfg ..	249	2 508	10 075	3	—	—	1	—	1	1	—	—	—
32619	Other plastics product mfg .....	907	5 912	24 254	8	1	2	1	1	1	1	—	1	—
327	Nonmetallic mineral product mfg .....	1 466	11 628	57 598	18	2	—	9	2	3	1	—	1	—
3272	Glass & glass product mfg .....	1 234	9 662	48 497	4	—	—	—	—	2	1	—	1	—
32721	Glass & glass product mfg .....	1 234	9 662	48 497	4	—	—	—	—	2	1	—	1	—
3273	Cement & concrete product mfg .....	124	1 076	6 080	10	1	—	8	1	—	—	—	—	—

See footnotes at end of table.

**Table 6. Counties—Employees, Payroll, and Establishments by Industry: 2002—Con.**

[Excludes most government employees, railroad employees, and self-employed persons. Size class 1 to 4 includes establishments with payroll, but no employees, during mid-March pay period. (D) denotes figures withheld to avoid disclosing data for individual companies; the data are included in broader industry totals. Detailed industries with 100 or more employees are shown if industry was not a (D). For explanation of terms, abbreviations, and data reliability/comparability, see introductory text]

NAICS code	Industry	Number of employees for week including March 12	Payroll (\$1,000)		Total number of establishments	Number of establishments by employment-size class								
			First quarter	Annual		1 to 4	5 to 9	10 to 19	20 to 49	50 to 99	100 to 249	250 to 499	500 to 999	1,000 or more
<b>DAVIDSON—Con.</b>														
<b>31-33 Manufacturing—Con.</b>														
332	Fabricated metal product mfg .....	1 260	8 986	37 666	40	18	4	6	3	6	3	-	-	-
3323	Architectural & structural metals mfg .....	346	2 311	10 166	12	8	1	-	1	1	1	-	-	-
33232	Ornamental & architectural metal prod mfg ... (E)	(E)	(D)	(D)	6	3	1	-	-	1	1	-	-	-
3327	Mach shops, turn prod, screw, nut, bolt mfg ....	417	2 879	11 167	18	9	2	3	1	2	1	-	-	-
33271	Machine shops .....	(E)	(D)	(D)	16	8	2	3	1	1	1	-	-	-
3329	Other fabricated metal product mfg .....	(E)	(D)	(D)	2	-	-	-	-	1	1	-	-	-
33299	All other fabricated metal product mfg .....	(E)	(D)	(D)	2	-	-	-	-	1	1	-	-	-
333	Machinery mfg .....	627	5 759	24 003	15	4	3	1	1	5	1	-	-	-
3332	Industrial machinery mfg .....	433	4 378	17 269	8	2	1	-	1	3	1	-	-	-
33321	Sawmill & woodworking machinery mfg .....	180	1 673	6 344	3	-	1	-	-	2	-	-	-	-
333210	Sawmill & woodworking machinery mfg .....	180	1 673	6 344	3	-	1	-	-	2	-	-	-	-
33329	Other industrial machinery mfg .....	253	2 705	10 925	5	2	-	-	1	1	1	-	-	-
335	Electrical equip, appliance & component mfg .....	(F)	(D)	(D)	3	-	-	-	-	1	-	1	1	-
3351	Electric lighting equipment mfg .....	(C)	(D)	(D)	1	-	-	-	-	-	1	-	-	-
33512	Lighting fixture mfg .....	(C)	(D)	(D)	1	-	-	-	-	-	1	-	-	-
3359	Other electrical equipment & component mfg ...	(E)	(D)	(D)	1	-	-	-	-	-	-	1	-	-
33591	Battery mfg .....	(E)	(D)	(D)	1	-	-	-	-	-	-	1	-	-
336	Transportation equipment mfg .....	488	3 132	13 061	15	2	3	6	2	1	1	-	-	-
3362	Motor vehicle body & trailer mfg .....	185	1 408	6 567	8	1	3	2	1	1	-	-	-	-
33621	Motor vehicle body & trailer mfg .....	185	1 408	6 567	8	1	3	2	1	1	-	-	-	-
3363	Motor vehicle parts mfg .....	271	1 504	5 839	3	-	-	-	1	1	-	1	-	-
33632	MV electrical & electronic equipment mfg ....	(C)	(D)	(D)	1	-	-	-	-	-	1	-	-	-
337	Furniture & related product mfg .....	7 262	48 061	198 325	72	28	11	8	10	6	-	3	5	1
3371	HH & institutional furniture & kitchen cabinet mfg .....	6 896	46 096	190 419	49	18	7	6	5	4	-	3	5	1
33712	Household & institutional furniture mfg .....	6 883	46 023	189 997	45	15	6	6	5	4	-	3	5	1
337121	Upholstered household furniture mfg .....	273	1 637	7 595	16	7	4	2	1	2	-	-	-	-
337122	Nonupholstered wood household furniture mfg .....	5 745	39 214	162 045	21	7	2	3	-	2	-	1	5	1
3372	Office furniture (including fixtures) mfg .....	(C)	(D)	(D)	18	7	4	2	4	1	-	-	-	-
33721	Office furniture (including fixtures) mfg .....	(C)	(D)	(D)	18	7	4	2	4	1	-	-	-	-
337215	Showcase, partition, shelving & locker mfg .	150	692	2 846	14	6	3	2	3	-	-	-	-	-
3379	Other furniture related product mfg .....	(C)	(D)	(D)	5	3	-	-	1	1	-	-	-	-
33791	Mattress mfg .....	(C)	(D)	(D)	3	1	-	-	1	1	-	-	-	-
<b>42</b>	<b>Wholesale trade .....</b>	<b>1 865</b>	<b>15 775</b>	<b>66 110</b>	<b>177</b>	<b>95</b>	<b>38</b>	<b>20</b>	<b>17</b>	<b>4</b>	<b>3</b>	-	-	-
421	Wholesale trade, durable goods .....	1 417	11 761	50 102	127	67	28	15	11	3	3	-	-	-
4211	Motor vehicle, motor vehicle pt & supply whsle .	199	1 349	5 726	18	8	7	2	-	1	-	-	-	-
42112	Motor vehicle supplies & new parts whsle ....	164	1 118	4 765	8	2	4	1	-	1	-	-	-	-
421120	Motor vehicle supplies & new parts whsle ..	164	1 118	4 765	8	2	4	1	-	1	-	-	-	-
4212	Furniture & home furnishing whsle .....	313	2 880	12 288	21	12	2	2	3	1	1	-	-	-
42121	Furniture whsle .....	(E)	(D)	(D)	19	12	2	1	2	1	1	-	-	-
4213	Lumber & other construction materials whsle ...	353	2 210	9 881	23	14	1	4	2	1	1	-	-	-
42131	Lumber, plywood, millwork & wood panel whsle .....	327	2 015	8 912	15	7	1	3	2	1	1	-	-	-
421310	Lumber, plywood, millwork & wood panel whsle .....	327	2 015	8 912	15	7	1	3	2	1	1	-	-	-
4217	Hardware, plumb & heating equip & sup whsle ..	106	1 255	4 603	6	2	2	1	-	1	-	-	-	-
4218	Machinery, equipment & supplies whsle .....	248	2 534	11 064	34	17	9	5	3	-	-	-	-	-
42184	Industrial supplies whsle .....	104	1 363	5 763	7	2	2	-	3	-	-	-	-	-
421840	Industrial supplies whsle .....	104	1 363	5 763	7	2	2	-	3	-	-	-	-	-
422	Wholesale trade, nondurable goods .....	448	4 014	16 008	50	28	10	5	6	1	-	-	-	-
4224	Grocery & related product whsle .....	162	1 294	5 544	8	3	2	1	1	1	-	-	-	-
<b>44-45</b>	<b>Retail trade .....</b>	<b>5 175</b>	<b>23 846</b>	<b>102 458</b>	<b>526</b>	<b>273</b>	<b>134</b>	<b>60</b>	<b>35</b>	<b>20</b>	<b>4</b>	-	-	-
441	Motor vehicle & parts dealers .....	604	4 070	17 320	90	58	19	5	6	2	-	-	-	-
4411	Automobile dealers .....	373	2 893	12 342	45	30	8	-	5	2	-	-	-	-
44111	New car dealers .....	296	2 512	10 808	17	7	3	-	5	2	-	-	-	-
441110	New car dealers .....	296	2 512	10 808	17	7	3	-	5	2	-	-	-	-
4413	Automotive parts, accessories & tire stores ....	192	960	4 074	32	18	8	5	1	-	-	-	-	-
44131	Automotive parts, accessories & tire stores ...	134	600	2 532	18	9	3	5	1	-	-	-	-	-
441310	Automotive parts, accessories & tire stores .	134	600	2 532	18	9	3	5	1	-	-	-	-	-
442	Furniture & home furnishing stores .....	225	1 190	4 923	34	18	7	6	3	-	-	-	-	-
4421	Furniture stores .....	135	693	2 897	18	8	5	3	2	-	-	-	-	-
44211	Furniture stores .....	135	693	2 897	18	8	5	3	2	-	-	-	-	-
442110	Furniture stores .....	135	693	2 897	18	8	5	3	2	-	-	-	-	-
444	Bldg material & garden equip & supp dealers ....	481	2 690	11 858	51	30	7	8	4	1	1	-	-	-
4441	Building material & supplies dealers .....	426	2 463	10 953	36	18	5	8	3	1	1	-	-	-
44411	Home centers .....	157	791	3 567	3	1	-	-	1	-	1	-	-	-
444110	Home centers .....	157	791	3 567	3	1	-	-	1	-	1	-	-	-
44419	Other building material dealers .....	205	1 307	5 424	23	10	5	6	1	1	-	-	-	-
444190	Other building material dealers .....	205	1 307	5 424	23	10	5	6	1	1	-	-	-	-
445	Food & beverage stores .....	1 265	4 709	18 240	64	27	11	7	6	13	-	-	-	-
4451	Grocery stores .....	1 206	4 481	17 239	50	17	10	4	6	13	-	-	-	-
44511	Grocery (except convenience) stores .....	1 143	4 311	16 504	32	5	5	3	6	13	-	-	-	-
445110	Grocery (except convenience) stores .....	1 143	4 311	16 504	32	5	5	3	6	13	-	-	-	-
446	Health & personal care stores .....	437	2 245	9 685	39	11	11	9	7	1	-	-	-	-
4461	Health & personal care stores .....	437	2 245	9 685	39	11	11	9	7	1	-	-	-	-
44611	Pharmacies & drug stores .....	400	2 127	9 146	26	1	9	8	7	1	-	-	-	-
446110	Pharmacies & drug stores .....	400	2 127	9 146	26	1	9	8	7	1	-	-	-	-

See footnotes at end of table.

**Table 6. Counties—Employees, Payroll, and Establishments by Industry: 2002—Con.**

[Excludes most government employees, railroad employees, and self-employed persons. Size class 1 to 4 includes establishments with payroll, but no employees, during mid-March pay period. (D) denotes figures withheld to avoid disclosing data for individual companies; the data are included in broader industry totals. Detailed industries with 100 or more employees are shown if industry was not a (D). For explanation of terms, abbreviations, and data reliability/comparability, see introductory text]

NAICS code	Industry	Number of employees for week including March 12	Payroll (\$1,000)		Total number of establishments	Number of establishments by employment-size class								
			First quarter	Annual		1 to 4	5 to 9	10 to 19	20 to 49	50 to 99	100 to 249	250 to 499	500 to 999	1,000 or more
<b>44-45</b>	<b>DAVIDSON—Con.</b>													
	<b>Retail trade—Con.</b>													
447	Gasoline stations .....	583	2 106	8 839	74	38	27	7	1	—	1	—	—	—
4471	Gasoline stations .....	583	2 106	8 839	74	38	27	7	1	—	1	—	—	—
44711	Gasoline stations with convenience stores ...	502	1 796	7 594	60	29	24	6	—	—	1	—	—	—
447110	Gasoline stations with convenience stores .	502	1 796	7 594	60	29	24	6	—	—	1	—	—	—
448	Clothing & clothing accessories stores .....	267	826	3 469	40	21	10	6	3	—	—	—	—	—
4481	Clothing stores .....	172	450	1 954	21	9	6	3	3	—	—	—	—	—
452	General merchandise stores .....	613	2 343	12 852	21	3	11	1	2	3	1	—	—	—
4521	Department stores .....	476	1 986	7 728	4	—	—	—	—	3	1	—	—	—
45211	Department stores .....	476	1 986	7 728	4	—	—	—	—	3	1	—	—	—
452110	Department stores .....	476	1 986	7 728	4	—	—	—	—	3	1	—	—	—
4529	Other general merchandise stores .....	137	357	5 124	17	3	11	1	2	—	—	—	—	—
45299	All other general merchandise stores .....	(C)	(D)	(D)	16	2	11	1	2	—	—	—	—	—
453	Miscellaneous store retailers .....	197	795	3 033	48	30	13	5	—	—	—	—	—	—
454	Nonstore retailers .....	334	2 008	8 516	33	17	11	3	1	—	1	—	—	—
4541	Electronic shopping & mail-order houses .....	176	1 165	4 874	5	1	2	1	—	—	1	—	—	—
45411	Electronic shopping & mail-order houses .....	176	1 165	4 874	5	1	2	1	—	—	1	—	—	—
454110	Electronic shopping & mail-order houses ...	176	1 165	4 874	5	1	2	1	—	—	1	—	—	—
4543	Direct selling establishments .....	151	810	3 514	25	14	8	2	1	—	—	—	—	—
<b>48-49</b>	<b>Transportation &amp; warehousing .....</b>	<b>1 129</b>	<b>9 258</b>	<b>36 886</b>	<b>72</b>	<b>44</b>	<b>13</b>	<b>4</b>	<b>5</b>	<b>3</b>	<b>2</b>	<b>1</b>	—	—
484	Truck transportation .....	1 006	8 303	33 134	54	33	10	3	2	3	2	1	—	—
4841	General freight trucking .....	421	4 178	15 745	25	14	5	1	2	2	1	—	—	—
48411	General freight trucking, local .....	102	659	2 533	9	5	2	—	1	1	—	—	—	—
484110	General freight trucking, local .....	102	659	2 533	9	5	2	—	1	1	—	—	—	—
48412	General freight trucking, long-distance .....	319	3 519	13 212	16	9	3	1	1	1	1	—	—	—
484121	General freight trucking, long-distance, TL .	264	2 853	10 271	11	7	2	—	—	1	1	—	—	—
4842	Specialized freight trucking .....	585	4 125	17 389	29	19	5	2	—	1	1	1	—	—
48421	Used household & office goods moving .....	(C)	(D)	(D)	4	1	1	—	—	1	1	—	—	—
48423	Specialized freight (exc used) trucking, LDist .	324	2 368	10 056	9	6	2	—	—	—	—	1	—	—
484230	Specialized freight (exc used) trucking, LDist .....	324	2 368	10 056	9	6	2	—	—	—	—	1	—	—
<b>51</b>	<b>Information .....</b>	<b>376</b>	<b>2 931</b>	<b>13 193</b>	<b>20</b>	<b>8</b>	<b>2</b>	<b>3</b>	<b>4</b>	<b>3</b>	—	—	—	—
511	Publishing industries .....	118	746	3 007	6	3	1	—	1	1	—	—	—	—
5111	Newspaper, periodical, book, database publishers .....	(C)	(D)	(D)	3	—	1	—	1	1	—	—	—	—
51111	Newspaper publishers .....	(C)	(D)	(D)	3	—	1	—	1	1	—	—	—	—
513	Broadcasting & telecommunications .....	236	2 134	9 942	10	2	1	2	3	2	—	—	—	—
5133	Telecommunications .....	(C)	(D)	(D)	6	1	1	1	1	2	—	—	—	—
51331	Wired telecommunications carriers .....	154	1 477	7 084	5	1	—	1	1	2	—	—	—	—
513310	Wired telecommunications carriers .....	154	1 477	7 084	5	1	—	1	1	2	—	—	—	—
<b>52</b>	<b>Finance &amp; insurance .....</b>	<b>951</b>	<b>6 807</b>	<b>28 414</b>	<b>123</b>	<b>75</b>	<b>23</b>	<b>18</b>	<b>4</b>	<b>2</b>	<b>1</b>	—	—	—
522	Credit intermediation & related activities .....	724	5 001	21 205	63	30	14	14	2	2	1	—	—	—
5221	Depository credit intermediation .....	665	4 544	19 161	40	9	12	14	2	2	1	—	—	—
52211	Commercial banking .....	616	4 229	17 872	36	8	12	11	2	2	1	—	—	—
522110	Commercial banking .....	616	4 229	17 872	36	8	12	11	2	2	1	—	—	—
524	Insurance carriers & related activities .....	(C)	(D)	(D)	48	34	9	3	2	—	—	—	—	—
5242	Agencies & other insurance related activities ...	(C)	(D)	(D)	42	30	8	2	2	—	—	—	—	—
52421	Insurance agencies & brokerages .....	176	1 306	5 135	41	29	8	2	2	—	—	—	—	—
524210	Insurance agencies & brokerages .....	176	1 306	5 135	41	29	8	2	2	—	—	—	—	—
<b>53</b>	<b>Real estate &amp; rental &amp; leasing .....</b>	<b>430</b>	<b>2 712</b>	<b>11 205</b>	<b>103</b>	<b>86</b>	<b>9</b>	<b>6</b>	<b>1</b>	—	<b>1</b>	—	—	—
531	Real estate .....	308	2 064	8 398	85	76	7	1	—	—	1	—	—	—
5313	Activities related to real estate .....	158	1 357	5 494	19	15	2	1	—	—	1	—	—	—
53131	Real estate property managers .....	147	1 277	5 031	14	10	2	1	—	—	1	—	—	—
531311	Residential property managers .....	147	1 277	5 031	14	10	2	1	—	—	1	—	—	—
532	Rental & leasing services .....	122	648	2 807	18	10	2	5	1	—	—	—	—	—
<b>54</b>	<b>Professional, scientific &amp; technical services .....</b>	<b>696</b>	<b>4 099</b>	<b>17 600</b>	<b>184</b>	<b>141</b>	<b>25</b>	<b>11</b>	<b>7</b>	—	—	—	—	—
541	Professional, scientific & technical services .....	696	4 099	17 600	184	141	25	11	7	—	—	—	—	—
5411	Legal services .....	136	869	3 839	48	39	6	3	—	—	—	—	—	—
54111	Offices of lawyers .....	(C)	(D)	(D)	46	38	5	3	—	—	—	—	—	—
5412	Accounting, tax prep, bookkeep, payroll services .....	231	1 247	4 870	32	17	6	5	4	—	—	—	—	—
54121	Accounting, tax prep, bookkeep, payroll services .....	231	1 247	4 870	32	17	6	5	4	—	—	—	—	—
541211	Offices of certified public accountants .....	102	932	3 969	13	6	4	1	2	—	—	—	—	—
541213	Tax preparation services .....	111	194	416	10	4	—	4	2	—	—	—	—	—
5419	Oth professional, scientific, technical services ..	122	566	2 876	20	14	3	—	3	—	—	—	—	—
<b>55</b>	<b>Management of companies &amp; enterprises ..</b>	<b>(E)</b>	<b>(D)</b>	<b>(D)</b>	<b>4</b>	<b>2</b>	—	—	<b>1</b>	—	—	<b>1</b>	—	—
551	Management of companies & enterprises .....	(E)	(D)	(D)	4	2	—	—	1	—	—	1	—	—
5511	Management of companies & enterprises .....	(E)	(D)	(D)	4	2	—	—	1	—	—	1	—	—
55111	Management of companies & enterprises .....	(E)	(D)	(D)	4	2	—	—	1	—	—	1	—	—

See footnotes at end of table.



**Table 6. Counties—Employees, Payroll, and Establishments by Industry: 2002—Con.**

[Excludes most government employees, railroad employees, and self-employed persons. Size class 1 to 4 includes establishments with payroll, but no employees, during mid-March pay period. (D) denotes figures withheld to avoid disclosing data for individual companies; the data are included in broader industry totals. Detailed industries with 100 or more employees are shown if industry was not a (D). For explanation of terms, abbreviations, and data reliability/comparability, see introductory text]

NAICS code	Industry	Number of employees for week including March 12	Payroll (\$1,000)		Total number of establishments	Number of establishments by employment-size class								
			First quarter	Annual		1 to 4	5 to 9	10 to 19	20 to 49	50 to 99	100 to 249	250 to 499	500 to 999	1,000 or more
<b>DAVIDSON—Con.</b>														
<b>56</b>	<b>Admin, support, waste mgmt, remediation services</b>	<b>1 263</b>	<b>4 001</b>	<b>18 067</b>	<b>129</b>	<b>85</b>	<b>21</b>	<b>13</b>	<b>3</b>	<b>5</b>	<b>1</b>	<b>1</b>		
561	Administrative & support services	1 191	3 572	15 934	120	83	17	10	3	5	1	1		
5613	Employment services	650	1 411	7 331	11	3	1	1	1	3	1	1		
56132	Temporary help services	563	1 162	6 520	7	1	—	1	1	2	1	1		
561320	Temporary help services	563	1 162	6 520	7	1	—	1	1	2	1	1		
5617	Services to buildings & dwellings	430	1 180	5 149	84	64	10	7	1	2	—	—		
56172	Janitorial services	262	534	2 450	28	17	5	3	1	2	—	—		
561720	Janitorial services	262	534	2 450	28	17	5	3	1	2	—	—		
56173	Landscaping services	115	427	1 900	43	36	5	2	—	—	—	—		
561730	Landscaping services	115	427	1 900	43	36	5	2	—	—	—	—		
<b>61</b>	<b>Educational services</b>	<b>166</b>	<b>923</b>	<b>3 403</b>	<b>11</b>	<b>5</b>	<b>3</b>	<b>2</b>			<b>1</b>			
611	Educational services	166	923	3 403	11	5	3	2			1			
6111	Elementary & secondary schools	(C)	(D)	(D)	3	—	—	2			1			
61111	Elementary & secondary schools	(C)	(D)	(D)	3	—	—	2			1			
<b>62</b>	<b>Health care and social assistance</b>	<b>4 060</b>	<b>26 573</b>	<b>108 624</b>	<b>181</b>	<b>70</b>	<b>35</b>	<b>35</b>	<b>24</b>	<b>9</b>	<b>6</b>	<b>1</b>	<b>1</b>	
621	Ambulatory health care services	1 061	9 790	41 813	106	46	28	17	13	2	—	—	—	
6211	Offices of physicians	528	6 256	26 479	41	13	13	6	8	1	—	—	—	
62111	Offices of physicians	528	6 256	26 479	41	13	13	6	8	1	—	—	—	
621111	Offices of physicians (exc mental health)	528	6 256	26 479	41	13	13	6	8	1	—	—	—	
6212	Offices of dentists	190	1 291	6 492	23	7	9	6	1	—	—	—	—	
62121	Offices of dentists	190	1 291	6 492	23	7	9	6	1	—	—	—	—	
621210	Offices of dentists	190	1 291	6 492	23	7	9	6	1	—	—	—	—	
6214	Outpatient care centers	104	760	2 293	5	—	2	2	—	1	—	—	—	
62149	Other outpatient care centers	104	760	2 293	5	—	2	2	—	1	—	—	—	
6216	Home health care services	143	957	3 972	6	1	—	1	4	—	—	—	—	
62161	Home health care services	143	957	3 972	6	1	—	1	4	—	—	—	—	
621610	Home health care services	143	957	3 972	6	1	—	1	4	—	—	—	—	
622	Hospitals	(F)	(D)	(D)	2	—	—	—	—	—	—	1	1	
6221	General medical & surgical hospitals	(F)	(D)	(D)	2	—	—	—	—	—	—	1	1	
62211	General medical & surgical hospitals	(F)	(D)	(D)	2	—	—	—	—	—	—	1	1	
623	Nursing & residential care facilities	1 491	6 589	27 663	19	1	1	2	2	7	6	—	—	
6231	Nursing care facilities	891	4 027	17 215	8	—	—	—	—	4	4	—	—	
62311	Nursing care facilities	891	4 027	17 215	8	—	—	—	—	4	4	—	—	
623110	Nursing care facilities	891	4 027	17 215	8	—	—	—	—	4	4	—	—	
6233	Community care facilities for the elderly	331	1 356	5 487	6	1	—	—	2	2	1	—	—	
62331	Community care facilities for the elderly	331	1 356	5 487	6	1	—	—	2	2	1	—	—	
6239	Other residential care facilities	(C)	(D)	(D)	2	—	—	—	—	1	1	—	—	
62399	Other residential care facilities	(C)	(D)	(D)	2	—	—	—	—	1	1	—	—	
624	Social assistance	(F)	(D)	(D)	54	23	6	16	9	—	—	—	—	
6244	Child day care services	400	1 131	4 477	37	13	5	13	6	—	—	—	—	
62441	Child day care services	400	1 131	4 477	37	13	5	13	6	—	—	—	—	
624410	Child day care services	400	1 131	4 477	37	13	5	13	6	—	—	—	—	
<b>71</b>	<b>Arts, entertainment &amp; recreation</b>	<b>385</b>	<b>4 300</b>	<b>19 627</b>	<b>32</b>	<b>22</b>	<b>4</b>	<b>1</b>	<b>4</b>		<b>1</b>			
711	Performing arts, spectator sports & related industries	(E)	(D)	(D)	5	2	—	—	2	—	1	—	—	
7112	Spectator sports	(C)	(D)	(D)	4	2	—	—	1	—	1	—	—	
71121	Spectator sports	(C)	(D)	(D)	4	2	—	—	1	—	1	—	—	
713	Amusement, gambling & recreation industries	(C)	(D)	(D)	27	20	4	1	2	—	—	—	—	
7139	Other amusement & recreation industries	(C)	(D)	(D)	26	19	4	1	2	—	—	—	—	
<b>72</b>	<b>Accommodation &amp; food services</b>	<b>3 222</b>	<b>7 658</b>	<b>32 869</b>	<b>178</b>	<b>41</b>	<b>25</b>	<b>50</b>	<b>54</b>	<b>6</b>	<b>2</b>			
721	Accommodation	135	312	1 401	15	6	1	8	—	—	—	—	—	
7211	Traveler accommodation	(C)	(D)	(D)	13	5	1	7	—	—	—	—	—	
72111	Hotels (exc casino hotels) & motels	117	285	1 249	12	4	1	7	—	—	—	—	—	
721110	Hotels (exc casino hotels) & motels	117	285	1 249	12	4	1	7	—	—	—	—	—	
722	Food services & drinking places	3 087	7 346	31 468	163	35	24	42	54	6	2	—	—	
7221	Full-service restaurants	1 659	4 039	16 903	88	18	15	21	30	3	1	—	—	
72211	Full-service restaurants	1 659	4 039	16 903	88	18	15	21	30	3	1	—	—	
722110	Full-service restaurants	1 659	4 039	16 903	88	18	15	21	30	3	1	—	—	
7222	Limited-service eating places	1 396	3 243	14 245	68	13	7	20	24	3	1	—	—	
72221	Limited-service eating places	1 396	3 243	14 245	68	13	7	20	24	3	1	—	—	
<b>81</b>	<b>Other services (except public administration)</b>	<b>1 824</b>	<b>6 310</b>	<b>27 427</b>	<b>328</b>	<b>219</b>	<b>73</b>	<b>25</b>	<b>7</b>	<b>3</b>	<b>1</b>			
811	Repair & maintenance	408	1 992	8 463	102	74	21	6	—	1	—	—	—	
8111	Automotive repair & maintenance	283	1 390	5 631	71	53	13	4	—	1	—	—	—	
81111	Automotive mechanical & electrical R&M	139	781	3 203	43	33	7	3	—	—	—	—	—	
811111	General automotive repair	119	675	2 776	36	27	6	3	—	—	—	—	—	
81119	Other automotive R&M	104	310	1 183	12	7	3	1	—	1	—	—	—	
812	Personal & laundry services	284	1 216	5 687	60	36	14	10	—	—	—	—	—	
813	Religious, grantmaking, civic, prof & like organizations	1 132	3 102	13 277	166	109	38	9	7	2	1	—	—	
8131	Religious organizations	812	2 308	9 792	141	92	34	7	7	1	—	—	—	
81311	Religious organizations	812	2 308	9 792	141	92	34	7	7	1	—	—	—	
813110	Religious organizations	812	2 308	9 792	141	92	34	7	7	1	—	—	—	
8134	Civic & social organizations	267	472	2 180	9	5	1	1	—	1	1	—	—	
81341	Civic & social organizations	267	472	2 180	9	5	1	1	—	1	1	—	—	
813410	Civic & social organizations	267	472	2 180	9	5	1	1	—	1	1	—	—	

See footnotes at end of table.

**Table 6. Counties—Employees, Payroll, and Establishments by Industry: 2002—Con.**

[Excludes most government employees, railroad employees, and self-employed persons. Size class 1 to 4 includes establishments with payroll, but no employees, during mid-March pay period. (D) denotes figures withheld to avoid disclosing data for individual companies; the data are included in broader industry totals. Detailed industries with 100 or more employees are shown if industry was not a (D). For explanation of terms, abbreviations, and data reliability/comparability, see introductory text]

NAICS code	Industry	Number of employees for week including March 12	Payroll (\$1,000)		Total number of establishments	Number of establishments by employment-size class								
			First quarter	Annual		1 to 4	5 to 9	10 to 19	20 to 49	50 to 99	100 to 249	250 to 499	500 to 999	1,000 or more
<b>DAVIDSON—Con.</b>														
95	Auxiliaries (exc corporate, subsidiary & regional mgt) .....	211	4 428	17 632	5	—	—	1	2	2	—	—	—	—
99	Unclassified establishments .....	92	250	497	20	16	1	2	1	—	—	—	—	
<b>DAVIE</b>														
	<b>Total</b> .....	<b>9 303</b>	<b>54 091</b>	<b>223 649</b>	<b>725</b>	<b>428</b>	<b>117</b>	<b>91</b>	<b>53</b>	<b>12</b>	<b>22</b>	<b>1</b>	<b>1</b>	—
11	Forestry, fishing, hunting, and agriculture support .....	5	18	72	4	4	—	—	—	—	—	—	—	—
21	Mining .....	(A)	(D)	(D)	1	—	—	1	—	—	—	—	—	—
22	Utilities .....	(A)	(D)	(D)	1	—	1	—	—	—	—	—	—	—
23	Construction .....	636	3 461	14 396	132	95	25	9	2	—	1	—	—	—
233	Building, developing & general contracting .....	157	1 163	4 683	49	39	7	3	—	—	—	—	—	—
2332	Residential building construction .....	112	795	2 964	41	34	6	1	—	—	—	—	—	—
23321	Single-family housing construction .....	112	795	2 964	41	34	6	1	—	—	—	—	—	—
233210	Single-family housing construction .....	112	795	2 964	41	34	6	1	—	—	—	—	—	—
234	Heavy construction .....	107	855	3 936	12	3	5	3	1	—	—	—	—	—
235	Special trade contractors .....	372	1 443	5 777	71	53	13	3	1	—	1	—	—	—
2354	Masonry, drywall, insulation, tile contractors ....	(C)	(D)	(D)	12	6	4	—	1	—	1	—	—	—
23542	Drywall, acoustical & insulation contractors ...	(C)	(D)	(D)	3	1	1	—	—	—	1	—	—	—
31-33	<b>Manufacturing</b> .....	<b>3 234</b>	<b>23 917</b>	<b>97 808</b>	<b>54</b>	<b>13</b>	<b>10</b>	<b>7</b>	<b>9</b>	<b>4</b>	<b>9</b>	<b>1</b>	<b>1</b>	—
311	Food mfg .....	212	1 053	4 815	5	1	—	2	1	—	1	—	—	—
3116	Animal slaughtering & processing .....	(C)	(D)	(D)	2	—	—	1	—	—	1	—	—	—
31161	Animal slaughtering & processing .....	(C)	(D)	(D)	2	—	—	1	—	—	1	—	—	—
312	Beverage & tobacco product mfg .....	(C)	(D)	(D)	1	—	—	—	—	—	1	—	—	—
3121	Beverage mfg .....	(C)	(D)	(D)	1	—	—	—	—	—	1	—	—	—
31211	Soft drink & ice mfg .....	(C)	(D)	(D)	1	—	—	—	—	—	1	—	—	—
313	Textile mills .....	(E)	(D)	(D)	2	—	—	—	—	—	2	—	—	—
3132	Fabric mills .....	(E)	(D)	(D)	2	—	—	—	—	—	2	—	—	—
31322	Narrow fabric mills & schiffli mach embroidery .....	(C)	(D)	(D)	1	—	—	—	—	—	1	—	—	—
31324	Knit fabric mills .....	(C)	(D)	(D)	1	—	—	—	—	—	1	—	—	—
315	Apparel manufacturing .....	332	2 206	8 218	4	—	1	—	1	1	1	—	—	—
3159	Apparel accessories & other apparel mfg .....	(C)	(D)	(D)	1	—	—	—	—	—	1	—	—	—
31599	Apparel accessories & other apparel mfg .....	(C)	(D)	(D)	1	—	—	—	—	—	1	—	—	—
321	Wood product mfg .....	498	3 500	13 676	10	1	1	2	2	2	2	—	—	—
3212	Veneer, plywood & engineered wood product mfg .....	(C)	(D)	(D)	2	—	—	—	—	1	1	—	—	—
32121	Veneer, plywood & engineered wood product mfg .....	(C)	(D)	(D)	2	—	—	—	—	1	1	—	—	—
3219	Other wood product mfg .....	296	2 030	7 801	6	1	1	—	2	1	1	—	—	—
32192	Wood container & pallet mfg .....	(C)	(D)	(D)	2	1	—	—	—	—	1	—	—	—
32199	All other wood product mfg .....	(C)	(D)	(D)	2	—	—	—	1	1	—	—	—	—
332	Fabricated metal product mfg .....	138	1 209	5 191	12	4	5	1	1	1	—	—	—	—
333	Machinery mfg .....	(F)	(D)	(D)	2	—	—	1	—	—	—	—	1	—
3339	Other general purpose machinery mfg .....	(F)	(D)	(D)	1	—	—	—	—	—	—	—	1	—
33391	Pump & compressor mfg .....	(F)	(D)	(D)	1	—	—	—	—	—	—	—	1	—
337	Furniture & related product mfg .....	761	5 317	21 498	6	2	—	1	—	—	2	1	—	—
3371	HH & institutional furniture & kitchen cabinet mfg .....	(F)	(D)	(D)	4	—	—	1	—	—	2	1	—	—
33712	Household & institutional furniture mfg .....	(F)	(D)	(D)	3	—	—	—	—	—	2	1	—	—
42	<b>Wholesale trade</b> .....	<b>286</b>	<b>2 181</b>	<b>8 542</b>	<b>38</b>	<b>24</b>	<b>4</b>	<b>7</b>	<b>2</b>	<b>1</b>	—	—	—	—
421	Wholesale trade, durable goods .....	250	1 895	7 370	30	18	3	6	2	1	—	—	—	—
44-45	<b>Retail trade</b> .....	<b>1 006</b>	<b>4 815</b>	<b>19 739</b>	<b>110</b>	<b>63</b>	<b>18</b>	<b>16</b>	<b>9</b>	<b>3</b>	<b>1</b>	—	—	—
441	Motor vehicle & parts dealers .....	122	767	3 328	13	7	1	3	2	—	—	—	—	—
444	Bldg material & garden equip & supp dealers .....	109	554	2 383	10	6	—	1	3	—	—	—	—	—
4441	Building material & supplies dealers .....	(C)	(D)	(D)	8	4	—	1	3	—	—	—	—	—
445	Food & beverage stores .....	244	970	4 083	15	9	—	1	2	3	—	—	—	—
4451	Grocery stores .....	(C)	(D)	(D)	13	8	—	1	1	3	—	—	—	—
44511	Grocery (except convenience) stores .....	214	840	3 593	7	2	—	1	1	3	—	—	—	—
445110	Grocery (except convenience) stores .....	214	840	3 593	7	2	—	1	1	3	—	—	—	—
446	Health & personal care stores .....	127	664	2 384	9	3	—	5	1	—	—	—	—	—
4461	Health & personal care stores .....	127	664	2 384	9	3	—	5	1	—	—	—	—	—
447	Gasoline stations .....	115	494	2 024	24	12	9	3	—	—	—	—	—	—
4471	Gasoline stations .....	115	494	2 024	24	12	9	3	—	—	—	—	—	—
452	General merchandise stores .....	(C)	(D)	(D)	5	2	2	—	—	—	1	—	—	—
4521	Department stores .....	(C)	(D)	(D)	1	—	—	—	—	—	1	—	—	—
45211	Department stores .....	(C)	(D)	(D)	1	—	—	—	—	—	1	—	—	—

See footnotes at end of table.

**Table 6. Counties—Employees, Payroll, and Establishments by Industry: 2002—Con.**

[Excludes most government employees, railroad employees, and self-employed persons. Size class 1 to 4 includes establishments with payroll, but no employees, during mid-March pay period. (D) denotes figures withheld to avoid disclosing data for individual companies; the data are included in broader industry totals. Detailed industries with 100 or more employees are shown if industry was not a (D). For explanation of terms, abbreviations, and data reliability/comparability, see introductory text]

NAICS code	Industry	Number of employees for week including March 12	Payroll (\$1,000)		Total number of establishments	Number of establishments by employment-size class								
			First quarter	Annual		1 to 4	5 to 9	10 to 19	20 to 49	50 to 99	100 to 249	250 to 499	500 to 999	1,000 or more
<b>DAVIE—Con.</b>														
<b>48-49</b>	<b>Transportation &amp; warehousing</b> .....	<b>658</b>	<b>3 734</b>	<b>14 712</b>	<b>37</b>	<b>23</b>	<b>2</b>	<b>6</b>	<b>3</b>	<b>1</b>	<b>2</b>	—	—	—
484	Truck transportation .....	275	1 655	7 078	27	18	2	3	3	1	—	—	—	—
4841	General freight trucking .....	167	1 128	4 683	11	7	1	—	2	1	—	—	—	—
48412	General freight trucking, long-distance .....	152	1 059	4 397	6	3	—	—	2	1	—	—	—	—
4842	Specialized freight trucking .....	108	527	2 395	16	11	1	3	1	—	—	—	—	—
493	Warehousing & storage .....	(E)	(D)	(D)	3	—	—	1	—	—	2	—	—	—
4931	Warehousing & storage .....	(E)	(D)	(D)	3	—	—	1	—	—	2	—	—	—
49311	General warehousing & storage .....	(E)	(D)	(D)	3	—	—	1	—	—	2	—	—	—
<b>51</b>	<b>Information</b> .....	<b>96</b>	<b>768</b>	<b>2 102</b>	<b>8</b>	<b>4</b>	<b>1</b>	<b>2</b>	—	<b>1</b>	—	—	—	—
<b>52</b>	<b>Finance &amp; insurance</b> .....	<b>242</b>	<b>1 957</b>	<b>7 704</b>	<b>29</b>	<b>14</b>	<b>8</b>	<b>4</b>	<b>3</b>	—	—	—	—	—
522	Credit intermediation & related activities .....	212	1 729	6 737	15	2	7	3	3	—	—	—	—	—
5221	Depository credit intermediation .....	(C)	(D)	(D)	12	—	6	3	3	—	—	—	—	—
52211	Commercial banking .....	190	1 576	6 147	11	—	5	3	3	—	—	—	—	—
522110	Commercial banking .....	190	1 576	6 147	11	—	5	3	3	—	—	—	—	—
<b>53</b>	<b>Real estate &amp; rental &amp; leasing</b> .....	<b>(B)</b>	<b>(D)</b>	<b>(D)</b>	<b>18</b>	<b>16</b>	<b>1</b>	<b>1</b>	—	—	—	—	—	—
<b>54</b>	<b>Professional, scientific &amp; technical services</b> .....	<b>207</b>	<b>1 307</b>	<b>5 941</b>	<b>49</b>	<b>35</b>	<b>6</b>	<b>6</b>	<b>2</b>	—	—	—	—	—
541	Professional, scientific & technical services .....	207	1 307	5 941	49	35	6	6	2	—	—	—	—	—
<b>55</b>	<b>Management of companies &amp; enterprises</b> .....	<b>(A)</b>	<b>(D)</b>	<b>(D)</b>	<b>1</b>	<b>1</b>	—	—	—	—	—	—	—	—
<b>56</b>	<b>Admin, support, waste mgt, remediation services</b> .....	<b>445</b>	<b>1 426</b>	<b>7 044</b>	<b>42</b>	<b>30</b>	<b>3</b>	<b>4</b>	<b>3</b>	<b>1</b>	<b>1</b>	—	—	—
561	Administrative & support services .....	427	1 301	6 415	39	28	3	3	3	1	1	—	—	—
5613	Employment services .....	244	786	4 282	4	1	—	—	1	1	1	—	—	—
56132	Temporary help services .....	(C)	(D)	(D)	3	—	—	—	1	1	1	—	—	—
5617	Services to buildings & dwellings .....	(C)	(D)	(D)	33	26	3	2	2	—	—	—	—	—
56172	Janitorial services .....	(C)	(D)	(D)	14	10	1	1	2	—	—	—	—	—
<b>61</b>	<b>Educational services</b> .....	<b>(A)</b>	<b>(D)</b>	<b>(D)</b>	<b>1</b>	<b>1</b>	—	—	—	—	—	—	—	—
<b>62</b>	<b>Health care and social assistance</b> .....	<b>858</b>	<b>4 288</b>	<b>19 278</b>	<b>59</b>	<b>28</b>	<b>15</b>	<b>8</b>	<b>3</b>	<b>1</b>	<b>4</b>	—	—	—
621	Ambulatory health care services .....	367	2 412	10 418	34	15	12	4	1	1	1	—	—	—
6214	Outpatient care centers .....	(C)	(D)	(D)	2	—	—	—	—	1	1	—	—	—
62149	Other outpatient care centers .....	(C)	(D)	(D)	2	—	—	—	—	1	1	—	—	—
623	Nursing & residential care facilities .....	389	1 609	7 540	8	3	1	—	1	—	3	—	—	—
6231	Nursing care facilities .....	(C)	(D)	(D)	2	—	—	—	—	—	2	—	—	—
62311	Nursing care facilities .....	(C)	(D)	(D)	2	—	—	—	—	—	2	—	—	—
6233	Community care facilities for the elderly .....	159	543	2 494	3	1	—	—	1	—	1	—	—	—
62331	Community care facilities for the elderly .....	159	543	2 494	3	1	—	—	1	—	1	—	—	—
623312	Homes for the elderly .....	159	543	2 494	3	1	—	—	1	—	1	—	—	—
624	Social assistance .....	102	267	1 320	17	10	2	4	1	—	—	—	—	—
<b>71</b>	<b>Arts, entertainment &amp; recreation</b> .....	<b>345</b>	<b>1 400</b>	<b>4 792</b>	<b>9</b>	<b>2</b>	<b>1</b>	<b>2</b>	<b>2</b>	—	<b>2</b>	—	—	—
713	Amusement, gambling & recreation industries .....	(E)	(D)	(D)	7	—	1	2	2	—	2	—	—	—
7139	Other amusement & recreation industries .....	(E)	(D)	(D)	7	—	1	2	2	—	2	—	—	—
71391	Golf courses & country clubs .....	183	699	2 426	4	—	—	2	1	—	1	—	—	—
713910	Golf courses & country clubs .....	183	699	2 426	4	—	—	2	1	—	1	—	—	—
71394	Fitness & recreational sports centers .....	(C)	(D)	(D)	1	—	—	—	—	—	1	—	—	—
<b>72</b>	<b>Accommodation &amp; food services</b> .....	<b>551</b>	<b>1 468</b>	<b>6 840</b>	<b>50</b>	<b>21</b>	<b>8</b>	<b>7</b>	<b>14</b>	—	—	—	—	—
722	Food services & drinking places .....	486	1 083	5 121	43	19	6	5	13	—	—	—	—	—
7221	Full-service restaurants .....	229	493	2 323	26	14	4	2	6	—	—	—	—	—
72211	Full-service restaurants .....	229	493	2 323	26	14	4	2	6	—	—	—	—	—
722110	Full-service restaurants .....	229	493	2 323	26	14	4	2	6	—	—	—	—	—
7222	Limited-service eating places .....	(C)	(D)	(D)	13	2	1	3	7	—	—	—	—	—
72221	Limited-service eating places .....	(C)	(D)	(D)	13	2	1	3	7	—	—	—	—	—
<b>81</b>	<b>Other services (except public administration)</b> .....	<b>430</b>	<b>1 329</b>	<b>5 828</b>	<b>76</b>	<b>51</b>	<b>13</b>	<b>10</b>	<b>1</b>	—	<b>1</b>	—	—	—
813	Religious, grantmaking, civic, prof & like organizations .....	269	623	2 777	35	22	6	5	1	—	1	—	—	—
8131	Religious organizations .....	138	383	1 681	25	14	5	5	1	—	—	—	—	—
81311	Religious organizations .....	138	383	1 681	25	14	5	5	1	—	—	—	—	—
813110	Religious organizations .....	138	383	1 681	25	14	5	5	1	—	—	—	—	—
8134	Civic & social organizations .....	(C)	(D)	(D)	1	—	—	—	—	—	1	—	—	—
81341	Civic & social organizations .....	(C)	(D)	(D)	1	—	—	—	—	—	1	—	—	—
<b>95</b>	<b>Auxiliaries (exc corporate, subsidiary &amp; regional mgt)</b> .....	<b>(C)</b>	<b>(D)</b>	<b>(D)</b>	<b>3</b>	<b>1</b>	—	<b>1</b>	—	—	<b>1</b>	—	—	—
<b>99</b>	<b>Unclassified establishments</b> .....	<b>7</b>	<b>12</b>	<b>23</b>	<b>3</b>	<b>2</b>	<b>1</b>	—	—	—	—	—	—	—

See footnotes at end of table.

**Table 6. Counties—Employees, Payroll, and Establishments by Industry: 2002—Con.**

[Excludes most government employees, railroad employees, and self-employed persons. Size class 1 to 4 includes establishments with payroll, but no employees, during mid-March pay period. (D) denotes figures withheld to avoid disclosing data for individual companies; the data are included in broader industry totals. Detailed industries with 100 or more employees are shown if industry was not a (D). For explanation of terms, abbreviations, and data reliability/comparability, see introductory text]

NAICS code	Industry	Number of employees for week including March 12	Payroll (\$1,000)		Total number of establishments	Number of establishments by employment-size class								
			First quarter	Annual		1 to 4	5 to 9	10 to 19	20 to 49	50 to 99	100 to 249	250 to 499	500 to 999	1,000 or more
<b>DUPLIN</b>														
	<b>Total</b> .....	<b>11 647</b>	<b>58 792</b>	<b>242 939</b>	<b>911</b>	<b>496</b>	<b>205</b>	<b>111</b>	<b>61</b>	<b>22</b>	<b>10</b>	<b>3</b>	<b>3</b>	<b>-</b>
<b>11</b>	<b>Forestry, fishing, hunting, and agriculture support</b> .....	<b>164</b>	<b>887</b>	<b>3 268</b>	<b>22</b>	<b>10</b>	<b>3</b>	<b>8</b>	<b>1</b>	<b>-</b>	<b>-</b>	<b>-</b>	<b>-</b>	<b>-</b>
113	Forestry and logging .....	142	782	2 929	18	8	2	7	1	-	-	-	-	-
1133	Logging .....	142	782	2 929	18	8	2	7	1	-	-	-	-	-
11331	Logging .....	142	782	2 929	18	8	2	7	1	-	-	-	-	-
113310	Logging .....	142	782	2 929	18	8	2	7	1	-	-	-	-	-
<b>21</b>	<b>Mining</b> .....	<b>(A)</b>	<b>(D)</b>	<b>(D)</b>	<b>2</b>	<b>1</b>	<b>-</b>	<b>1</b>	<b>-</b>	<b>-</b>	<b>-</b>	<b>-</b>	<b>-</b>	<b>-</b>
<b>22</b>	<b>Utilities</b> .....	<b>(B)</b>	<b>(D)</b>	<b>(D)</b>	<b>6</b>	<b>2</b>	<b>2</b>	<b>2</b>	<b>-</b>	<b>-</b>	<b>-</b>	<b>-</b>	<b>-</b>	<b>-</b>
<b>23</b>	<b>Construction</b> .....	<b>728</b>	<b>3 532</b>	<b>14 883</b>	<b>117</b>	<b>72</b>	<b>28</b>	<b>10</b>	<b>6</b>	<b>-</b>	<b>1</b>	<b>-</b>	<b>-</b>	<b>-</b>
233	Building, developing & general contracting .....	292	1 541	6 716	32	18	9	1	3	-	1	-	-	-
2331	Land subdivision & land development .....	(C)	(D)	(D)	2	1	-	-	-	-	1	-	-	-
23311	Land subdivision & land development .....	(C)	(D)	(D)	2	1	-	-	-	-	1	-	-	-
2333	Nonresidential building construction .....	117	711	3 056	8	2	3	-	3	-	-	-	-	-
23332	Commercial & institutional bldg construction ..	117	711	3 056	8	2	3	-	3	-	-	-	-	-
233320	Commercial & institutional bldg construction ..	117	711	3 056	8	2	3	-	3	-	-	-	-	-
235	Special trade contractors .....	428	1 966	8 041	81	50	19	9	3	-	-	-	-	-
2357	Concrete contractors .....	131	520	2 294	10	-	6	1	3	-	-	-	-	-
23571	Concrete contractors .....	131	520	2 294	10	-	6	1	3	-	-	-	-	-
235710	Concrete contractors .....	131	520	2 294	10	-	6	1	3	-	-	-	-	-
<b>31-33</b>	<b>Manufacturing</b> .....	<b>3 555</b>	<b>18 891</b>	<b>80 222</b>	<b>40</b>	<b>14</b>	<b>1</b>	<b>10</b>	<b>2</b>	<b>6</b>	<b>3</b>	<b>1</b>	<b>3</b>	<b>-</b>
311	Food mfg .....	1 783	9 301	41 472	8	2	-	1	-	1	1	1	2	-
3114	Fruit & veg preserving & specialty food mfg ....	(E)	(D)	(D)	1	-	-	-	-	-	-	1	-	-
31142	Fruit & veg canning, pickling & drying .....	(E)	(D)	(D)	1	-	-	-	-	-	-	1	-	-
3116	Animal slaughtering & processing .....	1 384	6 479	28 284	5	2	-	-	-	-	1	-	2	-
31161	Animal slaughtering & processing .....	1 384	6 479	28 284	5	2	-	-	-	-	1	-	2	-
313	Textile mills .....	1 315	7 387	29 799	5	-	-	-	-	2	2	-	1	-
3131	Fiber, yarn & thread mills .....	(E)	(D)	(D)	4	-	-	-	-	2	2	-	-	-
31311	Fiber, yarn & thread mills .....	(E)	(D)	(D)	4	-	-	-	-	2	2	-	-	-
3133	Textile, fabric finishing, fabric coating mills ..	(F)	(D)	(D)	1	-	-	-	-	-	-	-	1	-
31331	Textile & fabric finishing mills .....	(F)	(D)	(D)	1	-	-	-	-	-	-	-	1	-
315	Apparel manufacturing .....	(C)	(D)	(D)	3	1	-	-	-	2	-	-	-	-
3152	Cut & sew apparel mfg .....	(C)	(D)	(D)	3	1	-	-	-	2	-	-	-	-
31522	Men's, boys' cut & sew apparel mfg .....	(C)	(D)	(D)	2	-	-	-	-	2	-	-	-	-
<b>42</b>	<b>Wholesale trade</b> .....	<b>793</b>	<b>6 020</b>	<b>23 187</b>	<b>44</b>	<b>23</b>	<b>12</b>	<b>3</b>	<b>3</b>	<b>1</b>	<b>1</b>	<b>1</b>	<b>-</b>	<b>-</b>
421	Wholesale trade, durable goods .....	104	822	3 460	16	8	6	1	1	-	-	-	-	-
422	Wholesale trade, nondurable goods .....	689	5 198	19 727	28	15	6	2	2	1	1	1	-	-
4224	Grocery & related product whse .....	533	4 188	15 133	6	3	-	-	-	1	1	1	-	-
42241	General line grocery whse .....	(E)	(D)	(D)	2	1	-	-	-	-	-	1	-	-
42248	Fresh fruit & vegetable whse .....	(C)	(D)	(D)	2	1	-	-	-	-	1	-	-	-
<b>44-45</b>	<b>Retail trade</b> .....	<b>1 644</b>	<b>7 008</b>	<b>28 595</b>	<b>208</b>	<b>100</b>	<b>66</b>	<b>26</b>	<b>14</b>	<b>1</b>	<b>1</b>	<b>-</b>	<b>-</b>	<b>-</b>
441	Motor vehicle & parts dealers .....	189	1 138	4 993	29	15	8	5	1	-	-	-	-	-
4411	Automobile dealers .....	120	862	3 823	14	6	4	3	1	-	-	-	-	-
44111	New car dealers .....	108	811	3 652	8	-	4	3	1	-	-	-	-	-
441110	New car dealers .....	108	811	3 652	8	-	4	3	1	-	-	-	-	-
444	Bldg material & garden equip & supp dealers .....	114	672	2 604	20	9	8	2	1	-	-	-	-	-
445	Food & beverage stores .....	418	1 629	6 429	26	10	6	2	7	1	-	-	-	-
4451	Grocery stores .....	401	1 574	6 203	22	7	5	2	7	1	-	-	-	-
44511	Grocery (except convenience) stores .....	365	1 477	5 802	16	5	2	1	7	1	-	-	-	-
445110	Grocery (except convenience) stores .....	365	1 477	5 802	16	5	2	1	7	1	-	-	-	-
446	Health & personal care stores .....	158	650	2 690	14	2	3	7	2	-	-	-	-	-
4461	Health & personal care stores .....	158	650	2 690	14	2	3	7	2	-	-	-	-	-
44611	Pharmacies & drug stores .....	(C)	(D)	(D)	12	-	3	7	2	-	-	-	-	-
447	Gasoline stations .....	221	782	3 381	37	16	16	3	2	-	-	-	-	-
4471	Gasoline stations .....	221	782	3 381	37	16	16	3	2	-	-	-	-	-
44711	Gasoline stations with convenience stores ..	184	655	2 923	26	9	12	3	2	-	-	-	-	-
447110	Gasoline stations with convenience stores ..	184	655	2 923	26	9	12	3	2	-	-	-	-	-
452	General merchandise stores .....	264	1 023	4 119	25	11	13	-	-	-	1	-	-	-
4521	Department stores .....	(C)	(D)	(D)	1	-	-	-	-	-	1	-	-	-
45211	Department stores .....	(C)	(D)	(D)	1	-	-	-	-	-	1	-	-	-
4529	Other general merchandise stores .....	(C)	(D)	(D)	24	11	13	-	-	-	-	-	-	-
45299	All other general merchandise stores .....	(C)	(D)	(D)	24	11	13	-	-	-	-	-	-	-
<b>48-49</b>	<b>Transportation &amp; warehousing</b> .....	<b>492</b>	<b>3 506</b>	<b>15 203</b>	<b>45</b>	<b>35</b>	<b>4</b>	<b>1</b>	<b>3</b>	<b>-</b>	<b>2</b>	<b>-</b>	<b>-</b>	<b>-</b>
484	Truck transportation .....	421	3 120	13 530	37	30	3	-	2	-	2	-	-	-
4841	General freight trucking .....	351	2 808	12 023	17	12	2	-	1	-	2	-	-	-
48412	General freight trucking, long-distance .....	(E)	(D)	(D)	9	7	-	-	-	-	2	-	-	-
<b>51</b>	<b>Information</b> .....	<b>81</b>	<b>395</b>	<b>1 613</b>	<b>6</b>	<b>3</b>	<b>1</b>	<b>1</b>	<b>-</b>	<b>1</b>	<b>-</b>	<b>-</b>	<b>-</b>	<b>-</b>
<b>52</b>	<b>Finance &amp; insurance</b> .....	<b>203</b>	<b>1 436</b>	<b>5 970</b>	<b>44</b>	<b>30</b>	<b>8</b>	<b>5</b>	<b>1</b>	<b>-</b>	<b>-</b>	<b>-</b>	<b>-</b>	<b>-</b>
522	Credit intermediation & related activities .....	152	1 007	3 816	26	15	7	3	1	-	-	-	-	-
5221	Depository credit intermediation .....	(C)	(D)	(D)	14	5	5	3	1	-	-	-	-	-
<b>53</b>	<b>Real estate &amp; rental &amp; leasing</b> .....	<b>55</b>	<b>294</b>	<b>1 493</b>	<b>16</b>	<b>11</b>	<b>3</b>	<b>2</b>	<b>-</b>	<b>-</b>	<b>-</b>	<b>-</b>	<b>-</b>	<b>-</b>

See footnotes at end of table.

**Table 6. Counties—Employees, Payroll, and Establishments by Industry: 2002—Con.**

[Excludes most government employees, railroad employees, and self-employed persons. Size class 1 to 4 includes establishments with payroll, but no employees, during mid-March pay period. (D) denotes figures withheld to avoid disclosing data for individual companies; the data are included in broader industry totals. Detailed industries with 100 or more employees are shown if industry was not a (D). For explanation of terms, abbreviations, and data reliability/comparability, see introductory text]

NAICS code	Industry	Number of employees for week including March 12	Payroll (\$1,000)		Total number of establishments	Number of establishments by employment-size class									
			First quarter	Annual		1 to 4	5 to 9	10 to 19	20 to 49	50 to 99	100 to 249	250 to 499	500 to 999	1,000 or more	
<b>DUPLIN—Con.</b>															
54	<b>Professional, scientific &amp; technical services</b> .....	249	1 682	6 331	53	38	12	1	2	—	—	—	—	—	
541	Professional, scientific & technical services .....	249	1 682	6 331	53	38	12	1	2	—	—	—	—	—	
55	<b>Management of companies &amp; enterprises</b> .....	(A)	(D)	(D)	1	1	—	—	—	—	—	—	—	—	
56	<b>Admin, support, waste mgt, remediation services</b> .....	472	1 375	5 035	27	15	5	2	2	1	2	—	—	—	
561	Administrative & support services .....	388	780	3 407	24	15	4	1	2	—	2	—	—	—	
5614	Business support services .....	(C)	(D)	(D)	2	1	—	—	—	—	1	—	—	—	
56149	Other business support services .....	(C)	(D)	(D)	1	—	—	—	—	—	1	—	—	—	
5617	Services to buildings & dwellings .....	175	273	1 097	17	12	3	1	—	—	1	—	—	—	
56172	Janitorial services .....	142	137	526	6	3	2	—	—	—	1	—	—	—	
561720	Janitorial services .....	142	137	526	6	3	2	—	—	—	1	—	—	—	
61	<b>Educational services</b> .....	(B)	(D)	(D)	7	4	3	—	—	—	—	—	—	—	
62	<b>Health care and social assistance</b> .....	1 618	9 133	37 892	81	22	27	16	7	8	—	1	—	—	
621	Ambulatory health care services .....	529	3 584	15 864	42	12	15	9	3	3	—	—	—	—	
6216	Home health care services .....	209	887	3 555	3	—	—	—	—	3	—	—	—	—	
62161	Home health care services .....	209	887	3 555	3	—	—	—	—	3	—	—	—	—	
621610	Home health care services .....	209	887	3 555	3	—	—	—	—	3	—	—	—	—	
622	Hospitals .....	(E)	(D)	(D)	1	—	—	—	—	—	—	1	—	—	
6221	General medical & surgical hospitals .....	(E)	(D)	(D)	1	—	—	—	—	—	—	1	—	—	
62211	General medical & surgical hospitals .....	(E)	(D)	(D)	1	—	—	—	—	—	—	1	—	—	
623	Nursing & residential care facilities .....	601	2 161	8 998	17	1	6	1	4	5	—	—	—	—	
6231	Nursing care facilities .....	(C)	(D)	(D)	2	—	—	—	—	2	—	—	—	—	
62311	Nursing care facilities .....	(C)	(D)	(D)	2	—	—	—	—	2	—	—	—	—	
6233	Community care facilities for the elderly .....	340	1 036	4 427	11	1	4	1	2	3	—	—	—	—	
62331	Community care facilities for the elderly .....	340	1 036	4 427	11	1	4	1	2	3	—	—	—	—	
624	Social assistance .....	(C)	(D)	(D)	21	9	6	6	—	—	—	—	—	—	
71	<b>Arts, entertainment &amp; recreation</b> .....	(B)	(D)	(D)	6	4	1	—	1	—	—	—	—	—	
72	<b>Accommodation &amp; food services</b> .....	1 017	1 846	8 015	65	22	10	10	19	4	—	—	—	—	
722	Food services & drinking places .....	(F)	(D)	(D)	58	17	9	9	19	4	—	—	—	—	
7221	Full-service restaurants .....	380	664	2 717	23	7	4	4	7	1	—	—	—	—	
72211	Full-service restaurants .....	380	664	2 717	23	7	4	4	7	1	—	—	—	—	
722110	Full-service restaurants .....	380	664	2 717	23	7	4	4	7	1	—	—	—	—	
7222	Limited-service eating places .....	585	1 030	4 715	32	9	4	4	12	3	—	—	—	—	
72221	Limited-service eating places .....	585	1 030	4 715	32	9	4	4	12	3	—	—	—	—	
81	<b>Other services (except public administration)</b> .....	442	1 808	7 793	117	85	19	13	—	—	—	—	—	—	
811	Repair & maintenance .....	184	999	4 486	39	24	8	7	—	—	—	—	—	—	
813	Religious, grantmaking, civic, prof & like organizations .....	159	356	1 776	59	50	8	1	—	—	—	—	—	—	
8131	Religious organizations .....	148	320	1 326	52	44	7	1	—	—	—	—	—	—	
81311	Religious organizations .....	148	320	1 326	52	44	7	1	—	—	—	—	—	—	
813110	Religious organizations .....	148	320	1 326	52	44	7	1	—	—	—	—	—	—	
95	<b>Auxiliaries (exc corporate, subsidiary &amp; regional mgt)</b> .....	(A)	(D)	(D)	1	1	—	—	—	—	—	—	—	—	
99	<b>Unclassified establishments</b> .....	2	9	31	3	3	—	—	—	—	—	—	—	—	
<b>DURHAM</b>															
	<b>Total</b> .....	164 125	1 855 288	7 057 717	5 942	2 862	1 140	849	672	222	126	44	13	14	
11	<b>Forestry, fishing, hunting, and agriculture support</b> .....	(B)	(D)	(D)	11	7	3	—	1	—	—	—	—	—	
21	<b>Mining</b> .....	(B)	(D)	(D)	2	—	1	—	1	—	—	—	—	—	
22	<b>Utilities</b> .....	(C)	(D)	(D)	5	3	—	—	—	1	1	—	—	—	
221	Utilities .....	(C)	(D)	(D)	5	3	—	—	—	1	1	—	—	—	
2211	Elec pwr generation, transmsn & distribution .....	(C)	(D)	(D)	2	1	—	—	—	—	1	—	—	—	
22112	Electric pwr transmsn, control & distribution .....	(C)	(D)	(D)	2	1	—	—	—	—	1	—	—	—	
23	<b>Construction</b> .....	4 776	35 656	154 811	473	285	67	60	41	16	4	—	—	—	
233	Building, developing & general contracting .....	1 060	7 776	35 247	156	105	22	14	11	4	—	—	—	—	
2331	Land subdivision & land development .....	(C)	(D)	(D)	15	6	4	2	2	1	—	—	—	—	
23311	Land subdivision & land development .....	(C)	(D)	(D)	15	6	4	2	2	1	—	—	—	—	
2332	Residential building construction .....	(E)	(D)	(D)	114	85	17	9	3	—	—	—	—	—	
23321	Single-family housing construction .....	410	3 230	13 840	111	82	17	9	3	—	—	—	—	—	
233210	Single-family housing construction .....	410	3 230	13 840	111	82	17	9	3	—	—	—	—	—	
2333	Nonresidential building construction .....	459	3 712	17 368	27	14	1	3	6	3	—	—	—	—	
23332	Commercial & institutional bldg construction .....	459	3 712	17 368	27	14	1	3	6	3	—	—	—	—	
233320	Commercial & institutional bldg construction .....	459	3 712	17 368	27	14	1	3	6	3	—	—	—	—	

See footnotes at end of table.

**Table 6. Counties—Employees, Payroll, and Establishments by Industry: 2002—Con.**

[Excludes most government employees, railroad employees, and self-employed persons. Size class 1 to 4 includes establishments with payroll, but no employees, during mid-March pay period. (D) denotes figures withheld to avoid disclosing data for individual companies; the data are included in broader industry totals. Detailed industries with 100 or more employees are shown if industry was not a (D). For explanation of terms, abbreviations, and data reliability/comparability, see introductory text]

NAICS code	Industry	Number of employees for week including March 12	Payroll (\$1,000)		Total number of establishments	Number of establishments by employment-size class								
			First quarter	Annual		1 to 4	5 to 9	10 to 19	20 to 49	50 to 99	100 to 249	250 to 499	500 to 999	1,000 or more
<b>DURHAM—Con.</b>														
<b>23</b>	<b>Construction—Con.</b>													
234	Heavy construction .....	572	4 165	17 448	24	6	3	6	5	4	—	—	—	—
2341	Highway, street, bridge & tunnel construction ...	255	1 501	6 618	8	1	1	3	—	3	—	—	—	—
23411	Highway & street construction .....	255	1 501	6 618	8	1	1	3	—	3	—	—	—	—
234110	Highway & street construction .....	255	1 501	6 618	8	1	1	3	—	3	—	—	—	—
2349	Other heavy construction .....	317	2 664	10 830	16	5	2	3	5	1	—	—	—	—
23492	Pwr, communication transmsn line construction .....	170	1 449	5 437	5	—	1	1	2	1	—	—	—	—
234920	Pwr, communication transmsn line construction .....	170	1 449	5 437	5	—	1	1	2	1	—	—	—	—
235	Special trade contractors .....	3 144	23 715	102 116	293	174	42	40	25	8	4	—	—	—
2351	Plumbing, heating & AC contractor .....	837	7 029	30 068	63	36	9	9	4	3	2	—	—	—
23511	Plumbing, heating & AC contractor .....	837	7 029	30 068	63	36	9	9	4	3	2	—	—	—
235110	Plumbing, heating & AC contractor .....	837	7 029	30 068	63	36	9	9	4	3	2	—	—	—
2352	Painting & wall covering contractors .....	380	2 562	10 655	41	30	2	4	3	2	—	—	—	—
23521	Painting & wall covering contractors .....	380	2 562	10 655	41	30	2	4	3	2	—	—	—	—
235210	Painting & wall covering contractors .....	380	2 562	10 655	41	30	2	4	3	2	—	—	—	—
2353	Electrical contractors .....	903	7 482	34 000	67	39	9	8	7	3	1	—	—	—
23531	Electrical contractors .....	903	7 482	34 000	67	39	9	8	7	3	1	—	—	—
235310	Electrical contractors .....	903	7 482	34 000	67	39	9	8	7	3	1	—	—	—
2354	Masonry, drywall, insulation, tile contractors ...	268	1 869	7 861	22	10	4	2	6	—	—	—	—	—
23542	Drywall, acoustical & insulation contractors ...	182	1 275	5 240	9	2	1	2	4	—	—	—	—	—
235420	Drywall, acoustical & insulation contractors ...	182	1 275	5 240	9	2	1	2	4	—	—	—	—	—
2355	Carpentry & floor contractors .....	104	699	2 855	27	21	4	1	1	—	—	—	—	—
2356	Roofing, siding, & sheet metal contractors .....	123	935	4 192	16	9	3	2	2	—	—	—	—	—
23561	Roofing, siding, & sheet metal contractors ...	123	935	4 192	16	9	3	2	2	—	—	—	—	—
235610	Roofing, siding, & sheet metal contractors ...	123	935	4 192	16	9	3	2	2	—	—	—	—	—
2357	Concrete contractors .....	256	1 594	6 177	17	6	5	5	—	—	1	—	—	—
23571	Concrete contractors .....	256	1 594	6 177	17	6	5	5	—	—	1	—	—	—
235710	Concrete contractors .....	256	1 594	6 177	17	6	5	5	—	—	1	—	—	—
2359	Other special trade contractors .....	250	1 439	5 828	36	20	6	8	2	—	—	—	—	—
23593	Excavation contractors .....	110	728	3 235	14	6	5	2	1	—	—	—	—	—
235930	Excavation contractors .....	110	728	3 235	14	6	5	2	1	—	—	—	—	—
23599	All other special trade contractors .....	115	561	2 020	18	12	—	5	1	—	—	—	—	—
235990	All other special trade contractors .....	115	561	2 020	18	12	—	5	1	—	—	—	—	—
<b>31-33</b>	<b>Manufacturing .....</b>	<b>24 735</b>	<b>411 687</b>	<b>1 304 830</b>	<b>192</b>	<b>66</b>	<b>30</b>	<b>33</b>	<b>24</b>	<b>12</b>	<b>12</b>	<b>8</b>	<b>4</b>	<b>3</b>
312	Beverage & tobacco product mfg .....	(C)	(D)	(D)	2	1	—	—	—	—	1	—	—	—
3121	Beverage mfg .....	(C)	(D)	(D)	2	1	—	—	—	—	1	—	—	—
31211	Soft drink & ice mfg .....	(C)	(D)	(D)	2	1	—	—	—	—	1	—	—	—
313	Textile mills .....	(F)	(D)	(D)	3	—	—	—	—	1	1	—	1	—
3132	Fabric mills .....	(F)	(D)	(D)	2	—	—	—	—	—	1	—	1	—
31323	Nonwoven fabric mills .....	(F)	(D)	(D)	2	—	—	—	—	—	1	—	1	—
314	Textile product mills .....	(G)	(D)	(D)	5	1	—	2	—	—	1	—	—	1
3141	Textile furnishings mills .....	(G)	(D)	(D)	3	1	—	1	—	—	—	—	—	1
31412	Curtain & linen mills .....	(G)	(D)	(D)	3	1	—	1	—	—	—	—	—	1
3149	Other textile product mills .....	(C)	(D)	(D)	2	—	—	1	—	—	1	—	—	—
31491	Textile bag & canvas mills .....	(C)	(D)	(D)	2	—	—	1	—	—	1	—	—	—
315	Apparel manufacturing .....	(C)	(D)	(D)	3	1	—	—	1	1	—	—	—	—
3151	Apparel knitting mills .....	(C)	(D)	(D)	2	—	—	—	1	1	—	—	—	—
322	Paper mfg .....	(C)	(D)	(D)	2	—	—	—	1	1	—	—	—	—
3222	Converted paper product mfg .....	(C)	(D)	(D)	2	—	—	—	1	1	—	—	—	—
323	Printing & related support activities .....	1 161	11 178	49 293	40	13	12	6	5	1	1	2	—	—
3231	Printing & related support activities .....	1 161	11 178	49 293	40	13	12	6	5	1	1	2	—	—
32311	Printing .....	1 120	10 863	48 045	34	10	11	4	5	1	1	2	—	—
323110	Commercial lithographic printing .....	622	6 307	25 131	14	2	5	1	3	1	1	1	—	—
325	Chemical mfg .....	1 398	28 484	120 811	17	5	4	1	2	1	2	2	—	—
3254	Pharmaceutical & medicine mfg .....	1 317	27 707	116 293	8	1	1	—	1	1	2	2	—	—
32541	Pharmaceutical & medicine mfg .....	1 317	27 707	116 293	8	1	1	—	1	1	2	2	—	—
326	Plastics & rubber products mfg .....	358	3 542	12 512	5	1	—	2	—	1	—	1	—	—
3261	Plastics product mfg .....	358	3 542	12 512	5	1	—	2	—	1	—	1	—	—
32619	Other plastics product mfg .....	(E)	(D)	(D)	3	—	—	1	—	1	—	1	—	—
327	Nonmetallic mineral product mfg .....	437	4 994	18 057	9	—	1	4	2	1	1	—	—	—
3272	Glass & glass product mfg .....	(C)	(D)	(D)	1	—	—	—	—	—	1	—	—	—
32721	Glass & glass product mfg .....	(C)	(D)	(D)	1	—	—	—	—	—	1	—	—	—
3273	Cement & concrete product mfg .....	156	2 534	9 709	6	—	1	3	1	1	—	—	—	—
332	Fabricated metal product mfg .....	137	1 093	3 998	14	6	2	4	2	—	—	—	—	—
333	Machinery mfg .....	541	7 409	29 020	10	5	—	1	1	1	2	—	—	—
3332	Industrial machinery mfg .....	(C)	(D)	(D)	2	1	—	—	—	—	1	—	—	—
33329	Other industrial machinery mfg .....	(C)	(D)	(D)	2	1	—	—	—	—	1	—	—	—
3333	Commercial & service industry machinery mfg ...	(E)	(D)	(D)	2	—	—	—	—	1	1	—	—	—
33331	Commercial & service industry machinery mfg ...	(E)	(D)	(D)	2	—	—	—	—	1	1	—	—	—

See footnotes at end of table.

**Table 6. Counties—Employees, Payroll, and Establishments by Industry: 2002—Con.**

[Excludes most government employees, railroad employees, and self-employed persons. Size class 1 to 4 includes establishments with payroll, but no employees, during mid-March pay period. (D) denotes figures withheld to avoid disclosing data for individual companies; the data are included in broader industry totals. Detailed industries with 100 or more employees are shown if industry was not a (D). For explanation of terms, abbreviations, and data reliability/comparability, see introductory text]

NAICS code	Industry	Number of employees for week including March 12	Payroll (\$1,000)		Total number of establishments	Number of establishments by employment-size class									
			First quarter	Annual		1 to 4	5 to 9	10 to 19	20 to 49	50 to 99	100 to 249	250 to 499	500 to 999	1,000 or more	
<b>DURHAM—Con.</b>															
<b>31-33</b>	<b>Manufacturing—Con.</b>														
334	Computer & electronic product mfg . . . . .	16 682	313 812	913 377	21	5	—	3	5	1	1	1	3	2	
3341	Computer & peripheral equipment mfg . . . . .	(J)	(D)	(D)	5	2	—	—	—	1	—	—	—	2	
33411	Computer & peripheral equipment mfg . . . . .	(J)	(D)	(D)	5	2	—	—	—	1	—	—	—	2	
3342	Communications equipment mfg . . . . .	904	20 210	82 725	6	1	—	3	1	—	—	—	1	—	
33422	Radio, TV broadcast & wireless comm equip mfg . . . . .	(F)	(D)	(D)	3	—	—	1	1	—	—	—	1	—	
3344	Semiconductor & oth electronic component mfg . . . . .	1 720	15 496	66 532	4	—	—	—	2	—	—	—	2	—	
33441	Semiconductor & oth electronic component mfg . . . . .	1 720	15 496	66 532	4	—	—	—	2	—	—	—	2	—	
3345	Nav, measuring, medical, control instruments mfg . . . . .	(E)	(D)	(D)	5	2	—	—	1	—	1	1	—	—	
33451	Nav, measuring, medical, control instruments mfg . . . . .	(E)	(D)	(D)	5	2	—	—	1	—	1	1	—	—	
335	Electrical equip, appliance & component mfg . . . . .	118	1 415	3 089	4	—	1	2	—	1	—	—	—	—	
336	Transportation equipment mfg . . . . .	633	7 817	32 568	4	—	—	1	—	—	2	1	—	—	
3363	Motor vehicle parts mfg . . . . .	(E)	(D)	(D)	1	—	—	—	—	—	—	1	—	—	
33635	MV transmission & power train parts mfg . . . . .	(E)	(D)	(D)	1	—	—	—	—	—	—	1	—	—	
3364	Aerospace product & parts mfg . . . . .	(C)	(D)	(D)	1	—	—	—	—	—	1	—	—	—	
33641	Aerospace product & parts mfg . . . . .	(C)	(D)	(D)	1	—	—	—	—	—	1	—	—	—	
3366	Ship & boat building . . . . .	(C)	(D)	(D)	1	—	—	—	—	—	1	—	—	—	
33661	Ship & boat building . . . . .	(C)	(D)	(D)	1	—	—	—	—	—	1	—	—	—	
339	Miscellaneous mfg . . . . .	600	7 242	28 280	25	11	5	5	2	1	—	1	—	—	
3391	Medical equipment & supplies mfg . . . . .	470	5 998	22 765	15	6	3	4	1	—	—	1	—	—	
33911	Medical equipment & supplies mfg . . . . .	470	5 998	22 765	15	6	3	4	1	—	—	1	—	—	
3399	Other miscellaneous mfg . . . . .	130	1 244	5 515	10	5	2	1	1	1	—	—	—	—	
<b>42</b>	<b>Wholesale trade . . . . .</b>	<b>3 726</b>	<b>57 199</b>	<b>211 678</b>	<b>208</b>	<b>90</b>	<b>47</b>	<b>33</b>	<b>25</b>	<b>6</b>	<b>4</b>	<b>2</b>	<b>1</b>	<b>—</b>	
421	Wholesale trade, durable goods . . . . .	2 136	32 100	122 566	131	59	29	22	14	4	1	1	1	—	
4211	Motor vehicle, motor vehicle pt & supply whsle . . . . .	166	1 643	6 810	10	3	1	2	4	—	—	—	—	—	
4213	Lumber & other construction materials whsle . . . . .	134	1 890	8 357	11	5	3	1	1	1	—	—	—	—	
4214	Professional & commercial equip & supp whsle . . . . .	698	13 548	54 684	28	14	4	1	5	2	1	1	—	—	
42143	Computer & peripheral equip & software whsle . . . . .	357	8 283	33 326	10	7	—	—	1	1	—	1	—	—	
421430	Computer & peripheral equip & software whsle . . . . .	357	8 283	33 326	10	7	—	—	1	1	—	1	—	—	
42149	Oth professional equipment & supplies whsle . . . . .	182	3 515	14 034	6	2	1	—	2	—	1	—	—	—	
421490	Oth professional equipment & supplies whsle . . . . .	182	3 515	14 034	6	2	1	—	2	—	1	—	—	—	
4216	Electrical goods whsle . . . . .	740	11 202	36 095	18	6	4	3	3	1	—	—	1	—	
42161	Elec equip, wiring supp, const material whsle . . . . .	(F)	(D)	(D)	4	1	—	2	—	—	—	—	1	—	
42169	Other electronic parts & equipment whsle . . . . .	203	5 094	16 242	12	5	2	1	3	1	—	—	—	—	
421690	Other electronic parts & equipment whsle . . . . .	203	5 094	16 242	12	5	2	1	3	1	—	—	—	—	
422	Wholesale trade, nondurable goods . . . . .	1 590	25 099	89 112	77	31	18	11	11	2	3	1	—	—	
4221	Paper & paper product whsle . . . . .	109	1 072	4 279	12	7	2	1	2	—	—	—	—	—	
4222	Drugs & druggists' sundries whsle . . . . .	347	9 666	30 956	7	3	—	1	1	—	2	—	—	—	
42221	Drugs & druggists' sundries whsle . . . . .	347	9 666	30 956	7	3	—	1	1	—	2	—	—	—	
422210	Drugs & druggists' sundries whsle . . . . .	347	9 666	30 956	7	3	—	1	1	—	2	—	—	—	
4224	Grocery & related product whsle . . . . .	312	2 361	10 012	19	5	5	4	4	1	—	—	—	—	
42249	Other grocery & related products whsle . . . . .	148	1 348	5 657	7	1	3	2	—	1	—	—	—	—	
422490	Other grocery & related products whsle . . . . .	148	1 348	5 657	7	1	3	2	—	1	—	—	—	—	
4226	Chemical & allied products whsle . . . . .	211	2 267	9 242	11	2	4	4	—	—	1	—	—	—	
42269	Other chemical & allied products whsle . . . . .	(C)	(D)	(D)	10	1	4	4	—	—	1	—	—	—	
4228	Beer, wine, distilled alcoholic beverage whsle . . . . .	113	1 120	4 239	4	1	1	—	1	1	—	—	—	—	
4229	Miscellaneous nondurable goods whsle . . . . .	429	8 080	28 143	16	8	4	1	2	—	—	1	—	—	
42291	Farm supplies whsle . . . . .	(E)	(D)	(D)	1	—	—	—	—	—	—	1	—	—	
<b>44-45</b>	<b>Retail trade . . . . .</b>	<b>14 973</b>	<b>69 506</b>	<b>290 939</b>	<b>955</b>	<b>390</b>	<b>248</b>	<b>161</b>	<b>97</b>	<b>27</b>	<b>24</b>	<b>8</b>	<b>—</b>	<b>—</b>	
441	Motor vehicle & parts dealers . . . . .	1 638	13 687	55 511	85	34	15	18	9	5	3	1	—	—	
4411	Automobile dealers . . . . .	1 085	10 309	41 016	33	17	3	1	3	5	3	1	—	—	
44111	New car dealers . . . . .	1 030	9 900	39 502	14	1	—	1	3	5	3	1	—	—	
441110	New car dealers . . . . .	1 030	9 900	39 502	14	1	—	1	3	5	3	1	—	—	
4412	Other motor vehicle dealers . . . . .	107	747	2 949	10	5	—	3	2	—	—	—	—	—	
44122	Motorcycle & boat & other MV dealers . . . . .	(C)	(D)	(D)	9	4	—	3	2	—	—	—	—	—	
4413	Automotive parts, accessories & tire stores . . . . .	446	2 631	11 546	42	12	12	14	4	—	—	—	—	—	
44131	Automotive parts, accessories & tire stores . . . . .	258	1 340	6 218	24	10	2	9	3	—	—	—	—	—	
441310	Automotive parts, accessories & tire stores . . . . .	258	1 340	6 218	24	10	2	9	3	—	—	—	—	—	
44132	Tire dealers . . . . .	188	1 291	5 328	18	2	10	5	1	—	—	—	—	—	
441320	Tire dealers . . . . .	188	1 291	5 328	18	2	10	5	1	—	—	—	—	—	
442	Furniture & home furnishing stores . . . . .	635	3 276	13 294	63	27	10	17	7	2	—	—	—	—	
4421	Furniture stores . . . . .	188	1 481	5 803	22	11	2	7	2	—	—	—	—	—	
44211	Furniture stores . . . . .	188	1 481	5 803	22	11	2	7	2	—	—	—	—	—	
442110	Furniture stores . . . . .	188	1 481	5 803	22	11	2	7	2	—	—	—	—	—	
4422	Home furnishings stores . . . . .	447	1 795	7 491	41	16	8	10	5	2	—	—	—	—	
44221	Floor covering stores . . . . .	104	799	3 151	17	9	3	4	1	—	—	—	—	—	
442210	Floor covering stores . . . . .	104	799	3 151	17	9	3	4	1	—	—	—	—	—	
44229	Other home furnishings stores . . . . .	343	996	4 340	24	7	5	6	4	2	—	—	—	—	
442299	All other home furnishings stores . . . . .	312	856	3 630	20	5	5	4	4	2	—	—	—	—	

See footnotes at end of table.

**Table 6. Counties—Employees, Payroll, and Establishments by Industry: 2002—Con.**

[Excludes most government employees, railroad employees, and self-employed persons. Size class 1 to 4 includes establishments with payroll, but no employees, during mid-March pay period. (D) denotes figures withheld to avoid disclosing data for individual companies; the data are included in broader industry totals. Detailed industries with 100 or more employees are shown if industry was not a (D). For explanation of terms, abbreviations, and data reliability/comparability, see introductory text]

NAICS code	Industry	Number of employees for week including March 12	Payroll (\$1,000)		Total number of establishments	Number of establishments by employment-size class								
			First quarter	Annual		1 to 4	5 to 9	10 to 19	20 to 49	50 to 99	100 to 249	250 to 499	500 to 999	1,000 or more
<b>DURHAM—Con.</b>														
<b>44-45 Retail trade—Con.</b>														
443	Electronics & appliance stores .....	417	2 469	9 590	50	30	9	9	—	1	1	—	—	—
4431	Electronics & appliance stores .....	417	2 469	9 590	50	30	9	9	—	1	1	—	—	—
44311	Appliance, TV & all other electronics stores ..	346	1 968	7 744	33	20	4	7	—	1	1	—	—	—
443112	Radio, television & other electronics stores .	307	1 749	6 783	23	12	4	5	—	1	1	—	—	—
444	Bldg material & garden equip & supp dealers .....	872	6 409	27 435	64	28	20	7	6	—	3	—	—	—
4441	Building material & supplies dealers .....	794	6 009	25 757	51	22	14	7	5	—	3	—	—	—
44411	Home centers .....	483	3 027	12 005	6	1	1	—	1	—	3	—	—	—
444110	Home centers .....	483	3 027	12 005	6	1	1	—	1	—	3	—	—	—
44419	Other building material dealers .....	236	2 454	11 464	32	14	10	5	3	—	—	—	—	—
444190	Other building material dealers .....	236	2 454	11 464	32	14	10	5	3	—	—	—	—	—
445	Food & beverage stores .....	2 347	10 030	40 329	111	62	14	5	11	12	7	—	—	—
4451	Grocery stores .....	2 158	9 114	36 996	82	46	6	3	8	12	7	—	—	—
44511	Grocery (except convenience) stores .....	2 041	8 739	35 484	46	16	2	2	7	12	7	—	—	—
445110	Grocery (except convenience) stores .....	2 041	8 739	35 484	46	16	2	2	7	12	7	—	—	—
44512	Convenience stores .....	117	375	1 512	36	30	4	1	1	—	—	—	—	—
445120	Convenience stores .....	117	375	1 512	36	30	4	1	1	—	—	—	—	—
4452	Specialty food stores .....	(C)	(D)	(D)	16	9	2	2	3	—	—	—	—	—
44529	Other specialty food stores .....	101	360	1 515	11	6	1	2	2	—	—	—	—	—
446	Health & personal care stores .....	903	3 766	15 722	74	21	22	13	18	—	—	—	—	—
4461	Health & personal care stores .....	903	3 766	15 722	74	21	22	13	18	—	—	—	—	—
44611	Pharmacies & drug stores .....	611	2 500	10 284	27	1	2	9	15	—	—	—	—	—
446110	Pharmacies & drug stores .....	611	2 500	10 284	27	1	2	9	15	—	—	—	—	—
44612	Cosmetics, beauty supplies & perfume stores .....	127	275	1 176	17	8	5	1	3	—	—	—	—	—
446120	Cosmetics, beauty supplies & perfume stores .....	127	275	1 176	17	8	5	1	3	—	—	—	—	—
447	Gasoline stations .....	712	4 676	18 004	101	46	44	9	1	—	1	—	—	—
4471	Gasoline stations .....	712	4 676	18 004	101	46	44	9	1	—	1	—	—	—
44711	Gasoline stations with convenience stores ...	639	4 344	16 525	81	33	37	9	1	—	1	—	—	—
447110	Gasoline stations with convenience stores .	639	4 344	16 525	81	33	37	9	1	—	1	—	—	—
448	Clothing & clothing accessories stores .....	2 910	7 525	37 507	197	57	66	41	26	3	2	2	—	—
4481	Clothing stores .....	2 269	5 273	27 571	115	30	32	25	21	3	2	2	—	—
44812	Women's clothing stores .....	790	2 073	11 925	49	15	10	19	4	—	—	—	—	—
448120	Women's clothing stores .....	790	2 073	11 925	49	15	10	19	4	—	—	—	—	—
44813	Children's & infants' clothing stores .....	109	156	838	10	2	3	3	2	—	—	—	—	—
448130	Children's & infants' clothing stores .....	109	156	838	10	2	3	3	2	—	—	—	—	—
44814	Family clothing stores .....	1 161	2 341	12 206	30	3	8	1	12	3	2	1	—	—
448140	Family clothing stores .....	1 161	2 341	12 206	30	3	8	1	12	3	2	1	—	—
4482	Shoe stores .....	373	974	4 553	36	8	14	10	4	—	—	—	—	—
44821	Shoe stores .....	373	974	4 553	36	8	14	10	4	—	—	—	—	—
448210	Shoe stores .....	373	974	4 553	36	8	14	10	4	—	—	—	—	—
4483	Jewelry, luggage & leather goods stores .....	268	1 278	5 383	46	19	20	6	1	—	—	—	—	—
44831	Jewelry stores .....	(E)	(D)	(D)	44	18	19	6	1	—	—	—	—	—
451	Sporting goods, hobby, book & music stores .....	699	2 441	9 648	57	22	17	10	5	3	—	—	—	—
4511	Sporting goods, hobby, musical instrument stores .....	418	1 552	6 463	29	11	6	7	3	2	—	—	—	—
45111	Sporting goods stores .....	142	492	2 175	9	4	1	2	1	1	—	—	—	—
451110	Sporting goods stores .....	142	492	2 175	9	4	1	2	1	1	—	—	—	—
45112	Hobby, toy & game stores .....	203	462	2 071	12	4	4	2	1	1	—	—	—	—
451120	Hobby, toy & game stores .....	203	462	2 071	12	4	4	2	1	1	—	—	—	—
4512	Book, periodical & music stores .....	281	889	3 185	28	11	11	3	2	1	—	—	—	—
45121	Book stores & news dealers .....	203	653	2 420	19	7	7	3	1	1	—	—	—	—
452	General merchandise stores .....	2 617	9 163	38 796	38	8	7	7	4	1	7	4	—	—
4521	Department stores .....	2 185	7 394	30 480	12	1	—	—	—	1	6	4	—	—
45211	Department stores .....	2 185	7 394	30 480	12	1	—	—	—	1	6	4	—	—
452110	Department stores .....	2 185	7 394	30 480	12	1	—	—	—	1	6	4	—	—
4529	Other general merchandise stores .....	432	1 769	8 316	26	7	7	7	4	—	1	—	—	—
45291	Warehouse clubs & superstores .....	(C)	(D)	(D)	1	—	—	—	—	—	1	—	—	—
45299	All other general merchandise stores .....	(E)	(D)	(D)	25	7	7	7	4	—	—	—	—	—
453	Miscellaneous store retailers .....	697	2 575	10 800	87	42	20	17	8	—	—	—	—	—
4532	Office supplies, stationery & gift stores .....	352	1 207	4 855	32	7	11	9	5	—	—	—	—	—
45321	Office supplies & stationery stores .....	130	646	2 621	8	2	1	1	4	—	—	—	—	—
453210	Office supplies & stationery stores .....	130	646	2 621	8	2	1	1	4	—	—	—	—	—
45322	Gift, novelty & souvenir stores .....	222	561	2 234	24	5	10	8	1	—	—	—	—	—
453220	Gift, novelty & souvenir stores .....	222	561	2 234	24	5	10	8	1	—	—	—	—	—
4539	Other miscellaneous store retailers .....	192	736	3 342	22	11	4	5	2	—	—	—	—	—
454	Nonstore retailers .....	526	3 489	14 303	28	13	4	8	2	—	—	1	—	—
4542	Vending machine operators .....	(E)	(D)	(D)	4	2	1	—	—	—	—	1	—	—
45421	Vending machine operators .....	(E)	(D)	(D)	4	2	1	—	—	—	—	1	—	—
4543	Direct selling establishments .....	147	987	3 865	18	7	3	7	1	—	—	—	—	—

See footnotes at end of table.



**Table 6. Counties—Employees, Payroll, and Establishments by Industry: 2002—Con.**

[Excludes most government employees, railroad employees, and self-employed persons. Size class 1 to 4 includes establishments with payroll, but no employees, during mid-March pay period. (D) denotes figures withheld to avoid disclosing data for individual companies; the data are included in broader industry totals. Detailed industries with 100 or more employees are shown if industry was not a (D). For explanation of terms, abbreviations, and data reliability/comparability, see introductory text]

NAICS code	Industry	Number of employees for week including March 12	Payroll (\$1,000)		Total number of establishments	Number of establishments by employment-size class								
			First quarter	Annual		1 to 4	5 to 9	10 to 19	20 to 49	50 to 99	100 to 249	250 to 499	500 to 999	1,000 or more
<b>DURHAM—Con.</b>														
<b>48-49</b>	<b>Transportation &amp; warehousing .....</b>	<b>1 921</b>	<b>12 414</b>	<b>50 705</b>	<b>109</b>	<b>62</b>	<b>9</b>	<b>16</b>	<b>14</b>	<b>4</b>	<b>4</b>	—	—	—
484	Truck transportation .....	764	5 879	25 756	50	27	4	9	8	1	1	—	—	—
4841	General freight trucking .....	514	4 089	18 148	26	15	1	4	4	1	1	—	—	—
48411	General freight trucking, local .....	212	1 179	6 814	13	11	1	—	—	—	1	—	—	—
484110	General freight trucking, local .....	212	1 179	6 814	13	11	1	—	—	—	1	—	—	—
48412	General freight trucking, long-distance .....	302	2 910	11 534	13	4	—	4	4	1	—	—	—	—
484121	General freight trucking, long-distance, TL .....	169	1 613	6 143	8	3	—	3	1	1	—	—	—	—
484122	General freight trucking, long-distance, LTL .....	133	1 297	5 391	5	1	—	1	3	—	—	—	—	—
4842	Specialized freight trucking .....	250	1 790	7 608	24	12	3	5	4	—	—	—	—	—
48422	Specialized freight (exc used) trucking, local .....	(C)	(D)	(D)	14	9	3	1	1	—	—	—	—	—
485	Transit & ground passenger transportation .....	158	749	3 318	12	5	3	1	3	—	—	—	—	—
488	Transportation support activities .....	(C)	(D)	(D)	21	16	2	1	2	—	—	—	—	—
492	Couriers & messengers .....	427	2 412	9 519	13	8	—	2	—	2	1	—	—	—
4921	Couriers .....	(E)	(D)	(D)	7	3	—	2	—	1	1	—	—	—
49211	Couriers .....	(E)	(D)	(D)	7	3	—	2	—	1	1	—	—	—
493	Warehousing & storage .....	399	2 236	7 380	10	4	—	3	1	—	2	—	—	—
4931	Warehousing & storage .....	399	2 236	7 380	10	4	—	3	1	—	2	—	—	—
49311	General warehousing & storage .....	(E)	(D)	(D)	9	4	—	2	1	—	2	—	—	—
<b>51</b>	<b>Information .....</b>	<b>4 312</b>	<b>78 057</b>	<b>257 480</b>	<b>180</b>	<b>85</b>	<b>29</b>	<b>27</b>	<b>17</b>	<b>13</b>	<b>5</b>	<b>4</b>	—	—
511	Publishing industries .....	1 300	17 025	71 456	51	18	13	7	6	5	1	1	—	—
5111	Newspaper, periodical, book, database publishers .....	640	5 547	23 773	25	11	6	4	2	1	—	1	—	—
51111	Newspaper publishers .....	(E)	(D)	(D)	6	3	1	—	1	—	—	1	—	—
51113	Book publishers .....	(C)	(D)	(D)	4	2	1	—	—	1	—	—	—	—
5112	Software publishers .....	660	11 478	47 683	26	7	7	3	4	4	1	—	—	—
51121	Software publishers .....	660	11 478	47 683	26	7	7	3	4	4	1	—	—	—
511210	Software publishers .....	660	11 478	47 683	26	7	7	3	4	4	1	—	—	—
512	Motion picture & sound recording industries .....	172	872	3 389	21	15	2	3	—	1	—	—	—	—
5121	Motion picture & video industries .....	169	862	3 298	17	11	2	3	—	1	—	—	—	—
51213	Motion picture & video exhibition .....	(C)	(D)	(D)	2	—	—	1	—	1	—	—	—	—
513	Broadcasting & telecommunications .....	2 531	53 981	162 128	81	40	7	13	9	5	4	3	—	—
5131	Radio & television broadcasting .....	(C)	(D)	(D)	6	2	1	1	—	1	1	—	—	—
51312	Television broadcasting .....	(C)	(D)	(D)	3	1	—	—	—	1	1	—	—	—
5133	Telecommunications .....	2 253	50 290	146 850	74	38	6	12	9	3	3	3	—	—
51331	Wired telecommunications carriers .....	2 079	48 346	139 790	59	30	6	9	5	3	3	3	—	—
513310	Wired telecommunications carriers .....	2 079	48 346	139 790	59	30	6	9	5	3	3	3	—	—
51332	Wireless telecom carriers (exc satellite) .....	103	1 169	4 187	11	7	—	2	—	—	—	—	—	—
514	Information & data processing services .....	309	6 179	20 507	27	12	7	4	2	2	—	—	—	—
5141	Information services .....	159	1 841	7 233	14	6	4	2	1	1	—	—	—	—
51419	Other information services .....	(C)	(D)	(D)	13	5	4	2	1	1	—	—	—	—
5142	Data processing services .....	150	4 338	13 274	13	6	3	2	1	1	—	—	—	—
51421	Data processing services .....	150	4 338	13 274	13	6	3	2	1	1	—	—	—	—
514210	Data processing services .....	150	4 338	13 274	13	6	3	2	1	1	—	—	—	—
<b>52</b>	<b>Finance &amp; insurance .....</b>	<b>5 646</b>	<b>65 677</b>	<b>239 060</b>	<b>345</b>	<b>189</b>	<b>78</b>	<b>33</b>	<b>30</b>	<b>7</b>	<b>4</b>	<b>2</b>	<b>1</b>	<b>1</b>
522	Credit intermediation & related activities .....	2 564	24 199	91 263	168	69	55	19	19	3	1	1	1	—
5221	Depository credit intermediation .....	2 099	20 209	74 870	92	20	38	15	13	3	1	1	1	—
52211	Commercial banking .....	1 811	18 088	65 805	68	10	34	14	4	3	1	1	1	—
522110	Commercial banking .....	1 811	18 088	65 805	68	10	34	14	4	3	1	1	1	—
52213	Credit unions .....	229	1 614	6 927	17	5	4	1	7	—	—	—	—	—
522130	Credit unions .....	229	1 614	6 927	17	5	4	1	7	—	—	—	—	—
5222	Nondepository credit intermediation .....	344	3 407	13 537	53	29	16	4	4	—	—	—	—	—
52229	Other nondepository credit intermediation .....	(E)	(D)	(D)	51	28	16	4	3	—	—	—	—	—
522292	Real estate credit .....	132	1 865	7 292	24	16	3	3	2	—	—	—	—	—
522298	All oth nondepository credit intermediation .....	108	772	2 881	15	8	6	—	1	—	—	—	—	—
5223	Activities related to credit intermediation .....	121	583	2 856	23	20	1	—	2	—	—	—	—	—
523	Security, commodity contracts & like activity .....	(F)	(D)	(D)	60	39	8	2	8	2	1	—	—	—
5231	Secrty & comdty contracts intermed & brokerage .....	(E)	(D)	(D)	27	18	2	1	4	1	1	—	—	—
52312	Securities brokerage .....	345	6 973	23 403	23	15	1	1	4	1	1	—	—	—
523120	Securities brokerage .....	345	6 973	23 403	23	15	1	1	4	1	1	—	—	—
5239	Other financial investment activities .....	254	5 845	22 409	33	21	6	1	4	1	—	—	—	—
524	Insurance carriers & related activities .....	2 440	28 201	99 953	113	80	14	10	3	2	2	1	—	1
5241	Insurance carriers .....	1 870	21 896	73 559	19	9	4	1	1	1	1	1	—	1
52411	Direct life, health, medical insurance carriers .....	(G)	(D)	(D)	10	5	1	1	—	—	1	1	—	1
52412	Other direct insurance carriers .....	(C)	(D)	(D)	9	4	3	—	1	1	—	—	—	—
5242	Agencies & other insurance related activities .....	570	6 305	26 394	94	71	10	9	2	1	1	—	—	—
52421	Insurance agencies & brokerages .....	549	6 169	25 918	87	66	8	9	2	1	1	—	—	—
524210	Insurance agencies & brokerages .....	549	6 169	25 918	87	66	8	9	2	1	1	—	—	—

See footnotes at end of table.

**Table 6. Counties—Employees, Payroll, and Establishments by Industry: 2002—Con.**

[Excludes most government employees, railroad employees, and self-employed persons. Size class 1 to 4 includes establishments with payroll, but no employees, during mid-March pay period. (D) denotes figures withheld to avoid disclosing data for individual companies; the data are included in broader industry totals. Detailed industries with 100 or more employees are shown if industry was not a (D). For explanation of terms, abbreviations, and data reliability/comparability, see introductory text]

NAICS code	Industry	Number of employees for week including March 12	Payroll (\$1,000)		Total number of establishments	Number of establishments by employment-size class									
			First quarter	Annual		1 to 4	5 to 9	10 to 19	20 to 49	50 to 99	100 to 249	250 to 499	500 to 999	1,000 or more	
<b>DURHAM—Con.</b>															
<b>53</b>	<b>Real estate &amp; rental &amp; leasing</b>	<b>1 883</b>	<b>13 994</b>	<b>61 843</b>	<b>275</b>	<b>168</b>	<b>59</b>	<b>27</b>	<b>17</b>	<b>3</b>	<b>1</b>	—	—	—	
531	Real estate	1 221	9 622	44 079	215	152	39	13	8	2	1	—	—	—	
5311	Lessors of real estate	387	2 410	11 364	75	53	13	6	2	1	—	—	—	—	
53111	Lessors of residential buildings & dwellings	189	1 107	5 662	40	26	10	3	1	—	—	—	—	—	
531110	Lessors of residential buildings & dwellings	189	1 107	5 662	40	26	10	3	1	—	—	—	—	—	
53112	Lessors of nonres bldg (exc min Warehouses)	153	1 074	4 596	20	13	3	2	1	1	—	—	—	—	
531120	Lessors of nonres bldg (exc min Warehouses)	153	1 074	4 596	20	13	3	2	1	1	—	—	—	—	
5312	Offices of real estate agents & brokers	286	2 756	11 720	65	52	9	1	2	1	—	—	—	—	
53121	Offices of real estate agents & brokers	286	2 756	11 720	65	52	9	1	2	1	—	—	—	—	
531210	Offices of real estate agents & brokers	286	2 756	11 720	65	52	9	1	2	1	—	—	—	—	
5313	Activities related to real estate	548	4 456	20 995	75	47	17	6	4	—	1	—	—	—	
53131	Real estate property managers	521	4 290	20 265	58	30	17	6	4	—	1	—	—	—	
531311	Residential property managers	442	3 119	13 228	51	27	16	5	2	—	1	—	—	—	
532	Rental & leasing services	662	4 372	17 764	60	16	20	14	9	1	—	—	—	—	
5322	Consumer goods rental	280	1 160	4 725	27	7	9	7	4	—	—	—	—	—	
53223	Video tape & disc rental	150	478	1 772	13	—	5	7	1	—	—	—	—	—	
532230	Video tape & disc rental	150	478	1 772	13	—	5	7	1	—	—	—	—	—	
5324	Commercial, industrial equip rental & leasing	236	2 180	8 990	11	1	1	5	3	1	—	—	—	—	
53241	Const, trans, mining equip rental & leasing	(C)	(D)	(D)	8	1	1	5	1	—	—	—	—	—	
53249	Oth commercial, industrial equip rental, lease	(C)	(D)	(D)	3	—	—	—	2	1	—	—	—	—	
<b>54</b>	<b>Professional, scientific &amp; technical services</b>	<b>21 263</b>	<b>244 394</b>	<b>1 083 071</b>	<b>842</b>	<b>463</b>	<b>134</b>	<b>105</b>	<b>88</b>	<b>31</b>	<b>13</b>	<b>5</b>	<b>2</b>	<b>1</b>	
541	Professional, scientific & technical services	21 263	244 394	1 083 071	842	463	134	105	88	31	13	5	2	1	
5411	Legal services	1 008	10 636	47 962	143	95	21	16	6	5	—	—	—	—	
54111	Offices of lawyers	(G)	(D)	(D)	141	93	21	16	6	5	—	—	—	—	
5412	Accounting, tax prep, bookkeep, payroll services	625	3 737	15 532	89	48	21	10	10	—	—	—	—	—	
54121	Accounting, tax prep, bookkeep, payroll services	625	3 737	15 532	89	48	21	10	10	—	—	—	—	—	
541211	Offices of certified public accountants	279	2 557	11 334	42	20	15	4	3	—	—	—	—	—	
541213	Tax preparation services	244	585	1 290	17	6	1	4	6	—	—	—	—	—	
5413	Architectural, engineering & related services	1 829	24 551	106 022	93	38	19	23	7	4	1	—	1	—	
54131	Architectural services	260	2 926	15 517	29	12	10	4	2	1	—	—	—	—	
541310	Architectural services	260	2 926	15 517	29	12	10	4	2	1	—	—	—	—	
54133	Engineering services	796	12 103	48 290	43	13	7	15	4	3	1	—	—	—	
541330	Engineering services	796	12 103	48 290	43	13	7	15	4	3	1	—	—	—	
54138	Testing laboratories	(F)	(D)	(D)	7	3	1	2	—	—	—	—	1	—	
5415	Computer systems design & related services	11 247	104 763	513 980	168	89	25	20	22	6	3	2	—	1	
54151	Computer systems design & related services	11 247	104 763	513 980	168	89	25	20	22	6	3	2	—	1	
541512	Computer systems design services	1 278	23 730	83 344	57	27	8	7	9	4	1	1	—	—	
5416	Management, sci & tech consulting services	937	13 718	53 829	128	90	15	11	8	3	1	—	—	—	
54161	Management consulting services	673	10 491	40 876	92	68	7	8	6	2	1	—	—	—	
541611	Admin & gen management consulting services	316	4 257	16 404	46	34	4	4	3	—	1	—	—	—	
541612	Human res & exec search consulting services	177	3 025	10 428	21	16	2	1	1	1	—	—	—	—	
54162	Environmental consulting services	137	1 586	6 754	17	9	6	1	—	1	—	—	—	—	
541620	Environmental consulting services	137	1 586	6 754	17	9	6	1	—	1	—	—	—	—	
54169	Oth scientific & technical consulting services	127	1 641	6 199	19	13	2	2	2	—	—	—	—	—	
541690	Oth scientific & technical consulting services	127	1 641	6 199	19	13	2	2	2	—	—	—	—	—	
5417	Scientific R&D services	4 650	78 190	308 187	112	39	12	17	22	11	7	3	1	—	
54171	R&D in physical, engineering & life sciences	4 283	74 620	293 106	96	34	8	16	20	7	7	3	1	—	
541710	R&D in physical, engineering & life sciences	4 283	74 620	293 106	96	34	8	16	20	7	7	3	1	—	
54172	R&D in social sciences & humanities	367	3 570	15 081	16	5	4	1	2	4	—	—	—	—	
541720	R&D in social sciences & humanities	367	3 570	15 081	16	5	4	1	2	4	—	—	—	—	
5418	Advertising & related services	127	1 510	6 146	26	19	6	—	1	—	—	—	—	—	
5419	Oth professional, scientific, technical services	773	6 728	29 063	63	29	12	7	12	2	1	—	—	—	
54192	Photographic services	198	848	4 054	17	12	3	—	1	—	—	—	—	—	
541921	Photography studios, portrait	146	776	3 759	12	8	3	—	—	—	1	—	—	—	
54194	Veterinary services	249	1 344	6 218	20	6	4	4	6	—	—	—	—	—	
541940	Veterinary services	249	1 344	6 218	20	6	4	4	6	—	—	—	—	—	
54199	All oth prof, scientific & technical services	280	4 016	16 641	20	8	4	2	4	2	—	—	—	—	
541990	All oth prof, scientific & technical services	280	4 016	16 641	20	8	4	2	4	2	—	—	—	—	
<b>55</b>	<b>Management of companies &amp; enterprises</b>	<b>8 347</b>	<b>247 690</b>	<b>912 585</b>	<b>52</b>	<b>16</b>	<b>10</b>	<b>5</b>	<b>5</b>	<b>5</b>	<b>5</b>	<b>3</b>	<b>1</b>	<b>2</b>	
551	Management of companies & enterprises	8 347	247 690	912 585	52	16	10	5	5	5	5	3	1	2	
5511	Management of companies & enterprises	8 347	247 690	912 585	52	16	10	5	5	5	5	3	1	2	
551114	Corp, subsidiary & regional managing offices	8 315	246 385	909 087	47	15	7	4	5	5	5	3	1	2	
<b>56</b>	<b>Admin, support, waste mgt, remediation services</b>	<b>8 645</b>	<b>47 439</b>	<b>193 868</b>	<b>338</b>	<b>151</b>	<b>60</b>	<b>54</b>	<b>31</b>	<b>24</b>	<b>12</b>	<b>5</b>	<b>1</b>	<b>—</b>	
561	Administrative & support services	8 458	45 734	186 626	324	144	55	54	31	22	12	5	1	—	
5611	Office administrative services	237	4 186	17 444	21	12	2	3	3	1	—	—	—	—	
56111	Office administrative services	237	4 186	17 444	21	12	2	3	3	1	—	—	—	—	
561110	Office administrative services	237	4 186	17 444	21	12	2	3	3	1	—	—	—	—	
5612	Facilities support services	334	3 749	14 404	7	—	3	2	1	—	—	1	—	—	
56121	Facilities support services	334	3 749	14 404	7	—	3	2	1	—	—	1	—	—	
561210	Facilities support services	334	3 749	14 404	7	—	3	2	1	—	—	1	—	—	

See footnotes at end of table.

**Table 6. Counties—Employees, Payroll, and Establishments by Industry: 2002—Con.**

[Excludes most government employees, railroad employees, and self-employed persons. Size class 1 to 4 includes establishments with payroll, but no employees, during mid-March pay period. (D) denotes figures withheld to avoid disclosing data for individual companies; the data are included in broader industry totals. Detailed industries with 100 or more employees are shown if industry was not a (D). For explanation of terms, abbreviations, and data reliability/comparability, see introductory text]

NAICS code	Industry	Number of employees for week including March 12	Payroll (\$1,000)		Total number of establishments	Number of establishments by employment-size class								
			First quarter	Annual		1 to 4	5 to 9	10 to 19	20 to 49	50 to 99	100 to 249	250 to 499	500 to 999	1,000 or more
<b>DURHAM—Con.</b>														
<b>56</b>	<b>Admin, support, waste mgt, remediation services—Con.</b>													
561	Administrative & support services—Con.													
5613	Employment services	5 055	23 505	96 603	72	15	9	11	11	13	8	4	1	—
56131	Employment placement agencies	(F)	(D)	(D)	15	5	2	3	2	2	—	1	—	—
56132	Temporary help services	3 960	19 785	82 326	52	9	7	9	11	8	2	1	—	—
561320	Temporary help services	3 960	19 785	82 326	52	9	7	9	11	8	2	1	—	—
56133	Employee leasing services	(E)	(D)	(D)	5	1	2	1	—	—	1	—	—	—
5614	Business support services	237	1 666	6 803	27	16	3	5	2	1	—	—	—	—
56144	Collection agencies	119	773	3 319	7	3	1	1	1	1	—	—	—	—
561440	Collection agencies	119	773	3 319	7	3	1	1	1	1	—	—	—	—
5615	Travel arrangement & reservation services	354	2 752	12 478	23	9	7	5	1	—	1	—	—	—
56151	Travel agencies	304	2 325	10 758	18	8	5	3	1	—	1	—	—	—
561510	Travel agencies	304	2 325	10 758	18	8	5	3	1	—	1	—	—	—
5616	Investigation & security services	116	507	2 163	14	9	2	1	2	—	—	—	—	—
56161	Investigation, guard & armored car services	102	428	1 792	7	3	1	1	2	—	—	—	—	—
5617	Services to buildings & dwellings	1 866	7 234	28 536	142	76	26	22	9	7	2	—	—	—
56171	Exterminating & pest control services	150	1 953	6 097	9	3	2	2	1	1	—	—	—	—
561710	Exterminating & pest control services	150	1 953	6 097	9	3	2	2	1	1	—	—	—	—
56172	Janitorial services	1 329	3 464	14 268	63	28	10	13	4	6	2	—	—	—
561720	Janitorial services	1 329	3 464	14 268	63	28	10	13	4	6	2	—	—	—
56173	Landscaping services	366	1 747	7 875	61	36	14	7	4	—	—	—	—	—
561730	Landscaping services	366	1 747	7 875	61	36	14	7	4	—	—	—	—	—
5619	Other support services	259	2 135	8 195	18	7	3	5	2	—	1	—	—	—
56199	All other support services	257	2 013	7 592	15	4	3	5	2	—	1	—	—	—
561990	All other support services	257	2 013	7 592	15	4	3	5	2	—	1	—	—	—
562	Waste management & remediation services	187	1 705	7 242	14	7	5	—	—	2	—	—	—	—
5621	Waste collection	179	1 591	6 790	10	4	4	—	—	2	—	—	—	—
56211	Waste collection	179	1 591	6 790	10	4	4	—	—	2	—	—	—	—
<b>61</b>	<b>Educational services</b>	<b>(J)</b>	<b>(D)</b>	<b>(D)</b>	<b>89</b>	<b>51</b>	<b>6</b>	<b>8</b>	<b>18</b>	<b>2</b>	<b>3</b>	<b>—</b>	<b>—</b>	<b>1</b>
611	Educational services	(J)	(D)	(D)	89	51	6	8	18	2	3	—	—	1
6111	Elementary & secondary schools	842	5 340	21 515	25	6	1	2	14	—	2	—	—	—
61111	Elementary & secondary schools	842	5 340	21 515	25	6	1	2	14	—	2	—	—	—
611110	Elementary & secondary schools	842	5 340	21 515	25	6	1	2	14	—	2	—	—	—
6113	Colleges, universities & professional schools	(J)	(D)	(D)	4	3	—	—	—	—	—	—	—	1
61131	Colleges, universities & professional schools	(J)	(D)	(D)	4	3	—	—	—	—	—	—	—	1
6116	Other schools & instruction	274	2 526	10 268	37	25	2	5	4	1	—	—	—	—
61161	Fine arts schools	110	1 900	7 721	10	7	—	1	1	1	—	—	—	—
611610	Fine arts schools	110	1 900	7 721	10	7	—	1	1	1	—	—	—	—
61169	All other schools & instruction	131	505	2 069	16	9	2	2	3	—	—	—	—	—
6117	Educational support services	(C)	(D)	(D)	10	9	—	—	—	—	1	—	—	—
61171	Educational support services	(C)	(D)	(D)	10	9	—	—	—	—	1	—	—	—
<b>62</b>	<b>Health care and social assistance</b>	<b>21 621</b>	<b>190 270</b>	<b>788 190</b>	<b>559</b>	<b>245</b>	<b>108</b>	<b>82</b>	<b>75</b>	<b>24</b>	<b>17</b>	<b>2</b>	<b>3</b>	<b>3</b>
621	Ambulatory health care services	9 080	85 198	361 702	357	172	78	49	35	10	8	1	3	1
6211	Offices of physicians	5 234	53 463	218 475	108	45	20	18	15	4	3	—	2	1
62111	Offices of physicians	5 234	53 463	218 475	108	45	20	18	15	4	3	—	2	1
621111	Offices of physicians (exc mental health)	5 194	53 170	217 119	89	27	20	17	15	4	3	—	2	1
6212	Offices of dentists	675	6 102	27 160	109	47	42	15	5	—	—	—	—	—
62121	Offices of dentists	675	6 102	27 160	109	47	42	15	5	—	—	—	—	—
621210	Offices of dentists	675	6 102	27 160	109	47	42	15	5	—	—	—	—	—
6213	Offices of other health practitioners	506	2 624	12 289	75	56	8	8	1	1	—	—	—	—
62134	Offices of PT, OT, speech therapy & audiology	221	887	4 488	12	7	2	2	—	—	1	—	—	—
621340	Offices of PT, OT, speech therapy & audiology	221	887	4 488	12	7	2	2	—	—	1	—	—	—
62139	Offices of all other health practitioners	129	733	3 041	15	9	3	2	—	1	—	—	—	—
6214	Outpatient care centers	981	8 588	43 876	24	6	3	5	4	3	3	—	—	—
62142	Outpatient mental health, substance abuse ctrs	(E)	(D)	(D)	6	3	—	—	—	2	1	—	—	—
62149	Other outpatient care centers	(F)	(D)	(D)	17	3	2	5	4	1	2	—	—	—
621498	All other outpatient care centers	540	4 779	19 060	11	2	1	4	2	—	2	—	—	—
6215	Medical & diagnostic laboratories	819	10 814	43 392	15	6	4	1	2	1	—	—	1	—
62151	Medical & diagnostic laboratories	819	10 814	43 392	15	6	4	1	2	1	—	—	1	—
621511	Medical laboratories	748	9 914	39 666	10	5	2	—	1	1	—	—	1	—
6216	Home health care services	616	1 871	8 048	15	7	1	—	5	1	—	1	—	—
62161	Home health care services	616	1 871	8 048	15	7	1	—	5	1	—	1	—	—
621610	Home health care services	616	1 871	8 048	15	7	1	—	5	1	—	1	—	—
6219	Other ambulatory health care services	249	1 736	8 462	11	5	—	2	3	—	1	—	—	—
62199	All other ambulatory health care services	195	1 531	7 481	8	5	—	—	2	—	1	—	—	—
621991	Blood & organ banks	189	1 490	7 295	5	2	—	—	2	—	1	—	—	—
622	Hospitals	(I)	(D)	(D)	5	—	—	—	1	2	—	—	—	2
6221	General medical & surgical hospitals	(I)	(D)	(D)	3	—	—	—	1	—	—	—	—	2
62211	General medical & surgical hospitals	(I)	(D)	(D)	3	—	—	—	1	—	—	—	—	2
6223	Other specialty hospitals	(C)	(D)	(D)	2	—	—	—	—	2	—	—	—	—
62231	Other specialty hospitals	(C)	(D)	(D)	2	—	—	—	—	2	—	—	—	—
623	Nursing & residential care facilities	2 294	13 089	52 252	50	10	5	11	10	6	8	—	—	—
6231	Nursing care facilities	1 168	7 544	29 864	12	2	—	1	1	2	6	—	—	—
62311	Nursing care facilities	1 168	7 544	29 864	12	2	—	1	1	2	6	—	—	—
623110	Nursing care facilities	1 168	7 544	29 864	12	2	—	1	1	2	6	—	—	—

See footnotes at end of table.

**Table 6. Counties—Employees, Payroll, and Establishments by Industry: 2002—Con.**

[Excludes most government employees, railroad employees, and self-employed persons. Size class 1 to 4 includes establishments with payroll, but no employees, during mid-March pay period. (D) denotes figures withheld to avoid disclosing data for individual companies; the data are included in broader industry totals. Detailed industries with 100 or more employees are shown if industry was not a (D). For explanation of terms, abbreviations, and data reliability/comparability, see introductory text]

NAICS code	Industry	Number of employees for week including March 12	Payroll (\$1,000)		Total number of establishments	Number of establishments by employment-size class																		
			First quarter	Annual		1 to 4	5 to 9	10 to 19	20 to 49	50 to 99	100 to 249	250 to 499	500 to 999	1,000 or more										
<b>DURHAM—Con.</b>																								
<b>62</b>	<b>Health care and social assistance—Con.</b>																							
	Nursing & residential care facilities—Con.																							
623	Residential mental retardation, health facil . . . . .	402	1 971	8 269	19	2	3	7	4	3	—	—	—	—	—	—	—	—	—	—				
6232	Residential mental retardation facilities . . . . .	258	1 028	4 363	15	2	3	6	2	2	—	—	—	—	—	—	—	—	—	—				
62321	Residential mental retardation facilities . . . . .	258	1 028	4 363	15	2	3	6	2	2	—	—	—	—	—	—	—	—	—	—				
623210	Residential mental health, subst abuse facil . . . . .	144	943	3 906	4	—	—	1	2	1	—	—	—	—	—	—	—	—	—	—				
62322	Residential mental health, subst abuse . . . . .	144	943	3 906	4	—	—	1	2	1	—	—	—	—	—	—	—	—	—	—				
623220	Residential mental health, subst abuse . . . . .	144	943	3 906	4	—	—	1	2	1	—	—	—	—	—	—	—	—	—	—				
6233	Community care facilities for the elderly . . . . .	701	3 431	13 587	15	4	1	2	5	1	2	—	—	—	—	—	—	—	—	—				
62331	Community care facilities for the elderly . . . . .	701	3 431	13 587	15	4	1	2	5	1	2	—	—	—	—	—	—	—	—	—				
623311	Continuing care retirement communities . . . . .	518	2 720	10 461	4	—	—	—	2	—	2	—	—	—	—	—	—	—	—	—				
623312	Homes for the elderly . . . . .	183	711	3 126	11	4	1	2	3	1	—	—	—	—	—	—	—	—	—	—				
624	Social assistance . . . . .	(G)	(D)	(D)	147	63	25	22	29	6	1	1	—	—	—	—	—	—	—	—				
6241	Individual & family services . . . . .	(F)	(D)	(D)	46	23	11	4	5	3	—	—	—	—	—	—	—	—	—	—				
62412	Services for elderly & disabled persons . . . . .	(C)	(D)	(D)	16	11	2	1	—	2	—	—	—	—	—	—	—	—	—	—				
62419	Other individual & family services . . . . .	(C)	(D)	(D)	20	6	8	2	3	1	—	—	—	—	—	—	—	—	—	—				
6243	Vocational rehabilitation services . . . . .	526	1 295	5 406	7	3	—	2	—	1	—	1	—	—	—	—	—	—	—	—				
62431	Vocational rehabilitation services . . . . .	526	1 295	5 406	7	3	—	2	—	1	—	1	—	—	—	—	—	—	—	—				
624310	Vocational rehabilitation services . . . . .	526	1 295	5 406	7	3	—	2	—	1	—	1	—	—	—	—	—	—	—	—				
6244	Child day care services . . . . .	1 210	4 618	19 413	83	32	11	15	22	2	1	—	—	—	—	—	—	—	—	—				
62441	Child day care services . . . . .	1 210	4 618	19 413	83	32	11	15	22	2	1	—	—	—	—	—	—	—	—	—				
624410	Child day care services . . . . .	1 210	4 618	19 413	83	32	11	15	22	2	1	—	—	—	—	—	—	—	—	—				
<b>71</b>	<b>Arts, entertainment &amp; recreation . . . . .</b>	<b>(G)</b>	<b>(D)</b>	<b>(D)</b>	<b>80</b>	<b>40</b>	<b>10</b>	<b>14</b>	<b>10</b>	<b>6</b>	—	—	—	—	—	—	—	—	—	—				
711	Performing arts, spectator sports & related industries . . . . .	(C)	(D)	(D)	30	22	4	3	1	—	—	—	—	—	—	—	—	—	—	—				
713	Amusement, gambling & recreation industries . . . . .	(F)	(D)	(D)	46	17	4	11	9	5	—	—	—	—	—	—	—	—	—	—				
7139	Other amusement & recreation industries . . . . .	(F)	(D)	(D)	42	13	4	11	9	5	—	—	—	—	—	—	—	—	—	—				
71391	Golf courses & country clubs . . . . .	(E)	(D)	(D)	9	1	—	4	2	2	—	—	—	—	—	—	—	—	—	—				
71394	Fitness & recreational sports centers . . . . .	(F)	(D)	(D)	25	8	3	5	6	3	—	—	—	—	—	—	—	—	—	—				
<b>72</b>	<b>Accommodation &amp; food services . . . . .</b>	<b>10 709</b>	<b>33 213</b>	<b>140 531</b>	<b>549</b>	<b>161</b>	<b>99</b>	<b>108</b>	<b>137</b>	<b>31</b>	<b>13</b>	—	—	—	—	—	—	—	—	—				
721	Accommodation . . . . .	1 838	8 055	35 433	56	11	5	13	19	2	6	—	—	—	—	—	—	—	—	—				
7211	Traveler accommodation . . . . .	(G)	(D)	(D)	53	8	5	13	19	2	6	—	—	—	—	—	—	—	—	—				
72111	Hotels (exc casino hotels) & motels . . . . .	1 824	8 002	35 007	51	7	4	13	19	2	6	—	—	—	—	—	—	—	—	—				
721110	Hotels (exc casino hotels) & motels . . . . .	1 824	8 002	35 007	51	7	4	13	19	2	6	—	—	—	—	—	—	—	—	—				
722	Food services & drinking places . . . . .	8 871	25 158	105 098	493	150	94	95	118	29	7	—	—	—	—	—	—	—	—	—				
7221	Full-service restaurants . . . . .	3 841	11 122	49 899	182	57	37	28	36	19	5	—	—	—	—	—	—	—	—	—				
72211	Full-service restaurants . . . . .	3 841	11 122	49 899	182	57	37	28	36	19	5	—	—	—	—	—	—	—	—	—				
722110	Full-service restaurants . . . . .	3 841	11 122	49 899	182	57	37	28	36	19	5	—	—	—	—	—	—	—	—	—				
7222	Limited-service eating places . . . . .	3 805	9 711	40 298	237	61	43	53	75	4	1	—	—	—	—	—	—	—	—	—				
72221	Limited-service eating places . . . . .	3 805	9 711	40 298	237	61	43	53	75	4	1	—	—	—	—	—	—	—	—	—				
722211	Limited-service restaurants . . . . .	3 454	9 030	37 651	204	52	33	43	71	4	1	—	—	—	—	—	—	—	—	—				
722213	Snack & nonalcoholic beverage bars . . . . .	305	525	2 369	27	4	10	3	4	—	—	—	—	—	—	—	—	—	—	—				
7223	Special food services . . . . .	1 167	3 608	13 730	63	25	12	12	7	6	1	—	—	—	—	—	—	—	—	—				
72231	Food service contractors . . . . .	1 055	3 319	12 489	54	19	12	11	6	5	1	—	—	—	—	—	—	—	—	—				
722310	Food service contractors . . . . .	1 055	3 319	12 489	54	19	12	11	6	5	1	—	—	—	—	—	—	—	—	—				
72232	Caterers . . . . .	(C)	(D)	(D)	7	4	—	1	1	1	—	—	—	—	—	—	—	—	—	—				
<b>81</b>	<b>Other services (except public administration) . . . . .</b>	<b>4 994</b>	<b>26 507</b>	<b>110 047</b>	<b>623</b>	<b>357</b>	<b>134</b>	<b>81</b>	<b>40</b>	<b>8</b>	<b>2</b>	<b>1</b>	—	—	—	—	—	—	—	—				
811	Repair & maintenance . . . . .	908	5 772	23 467	169	110	35	18	5	1	—	—	—	—	—	—	—	—	—	—				
8111	Automotive repair & maintenance . . . . .	671	4 284	17 396	113	67	27	14	4	1	—	—	—	—	—	—	—	—	—	—				
81111	Automotive mechanical & electrical R&M . . . . .	318	2 464	10 345	70	48	18	3	—	1	—	—	—	—	—	—	—	—	—	—				
811111	General automotive repair . . . . .	262	2 043	8 587	57	41	14	1	—	1	—	—	—	—	—	—	—	—	—	—				
81112	Automotive body, paint, interior & glass repair . . . . .	174	1 171	4 745	27	15	5	5	2	—	—	—	—	—	—	—	—	—	—	—				
811121	Automotive body, paint & interior R&M . . . . .	128	846	3 418	19	10	3	5	1	—	—	—	—	—	—	—	—	—	—	—				
81119	Other automotive R&M . . . . .	179	649	2 306	16	4	4	6	2	—	—	—	—	—	—	—	—	—	—	—				
8114	Personal & household goods R&M . . . . .	125	557	2 498	33	25	5	3	—	—	—	—	—	—	—	—	—	—	—	—				
812	Personal & laundry services . . . . .	1 235	6 009	25 116	162	93	32	21	13	2	1	—	—	—	—	—	—	—	—	—				
8121	Personal care services . . . . .	356	1 570	6 259	80	52	17	8	3	—	—	—	—	—	—	—	—	—	—	—				
81211	Hair, nail & skin care services . . . . .	341	1 528	6 111	73	46	16	8	3	—	—	—	—	—	—	—	—	—	—	—				
812112	Beauty salons . . . . .	328	1 471	5 888	65	38	16	8	3	—	—	—	—	—	—	—	—	—	—	—				
8122	Death care services . . . . .	135	815	3 536	13	5	1	4	3	—	—	—	—	—	—	—	—	—	—	—				
81221	Funeral homes . . . . .	115	714	3 077	8	2	—	3	3	—	—	—	—	—	—	—	—	—	—	—				
812210	Funeral homes . . . . .	115	714	3 077	8	2	—	3	3	—	—	—	—	—	—	—	—	—	—	—				
8123	Drycleaning & laundry services . . . . .	604	3 107	12 866	37	15	8	5	6	2	1	—	—	—	—	—	—	—	—	—				
81232	Drycleaning & laundry services (exc coin-op) . . . . .	235	744	3 113	23	11	5	3	3	1	—	—	—	—	—	—	—	—	—	—				
812320	Drycleaning & laundry services (exc coin-op) . . . . .	235	744	3 113	23	11	5	3	3	1	—	—	—	—	—	—	—	—	—	—				
81233	Linen & uniform supply . . . . .	296	2 114	8 771	7	2	—	1	2	1	1	—	—	—	—	—	—	—	—	—				
812332	Industrial laundries . . . . .	246	1 793	7 271	3	—	—	—	1	1	1	—	—											

**Table 6. Counties—Employees, Payroll, and Establishments by Industry: 2002—Con.**

[Excludes most government employees, railroad employees, and self-employed persons. Size class 1 to 4 includes establishments with payroll, but no employees, during mid-March pay period. (D) denotes figures withheld to avoid disclosing data for individual companies; the data are included in broader industry totals. Detailed industries with 100 or more employees are shown if industry was not a (D). For explanation of terms, abbreviations, and data reliability/comparability, see introductory text]

NAICS code	Industry	Number of employees for week including March 12	Payroll (\$1,000)		Total number of establishments	Number of establishments by employment-size class								
			First quarter	Annual		1 to 4	5 to 9	10 to 19	20 to 49	50 to 99	100 to 249	250 to 499	500 to 999	1,000 or more
<b>DURHAM—Con.</b>														
<b>81</b>	<b>Other services (except public administration)—Con.</b>													
813	Religious, grantmaking, civic, prof & like organizations—Con.													
8134	Civic & social organizations	129	346	2 929	11	7	—	3	—	1	—	—	—	—
81341	Civic & social organizations	129	346	2 929	11	7	—	3	—	1	—	—	—	—
813410	Civic & social organizations	129	346	2 929	11	7	—	3	—	1	—	—	—	—
8139	Business, labor, political, like organizations	327	3 395	13 457	40	25	8	3	3	—	1	—	—	—
81392	Professional organizations	201	2 516	9 779	13	6	4	—	2	—	1	—	—	—
813920	Professional organizations	201	2 516	9 779	13	6	4	—	2	—	1	—	—	—
<b>95</b>	<b>Auxiliaries (exc corporate, subsidiary &amp; regional mgt)</b>	<b>7 761</b>	<b>153 640</b>	<b>577 381</b>	<b>33</b>	<b>12</b>	<b>7</b>	<b>2</b>	<b>1</b>	<b>2</b>	<b>2</b>	<b>4</b>	<b>—</b>	<b>3</b>
<b>99</b>	<b>Unclassified establishments</b>	<b>(B)</b>	<b>(D)</b>	<b>(D)</b>	<b>22</b>	<b>21</b>	<b>1</b>	<b>—</b>	<b>—</b>	<b>—</b>	<b>—</b>	<b>—</b>	<b>—</b>	<b>—</b>
<b>EDGECOMBE</b>														
	<b>Total</b>	<b>24 209</b>	<b>164 271</b>	<b>672 526</b>	<b>1 007</b>	<b>500</b>	<b>201</b>	<b>130</b>	<b>100</b>	<b>33</b>	<b>23</b>	<b>13</b>	<b>5</b>	<b>2</b>
<b>11</b>	<b>Forestry, fishing, hunting, and agriculture support</b>	<b>19</b>	<b>50</b>	<b>344</b>	<b>6</b>	<b>5</b>	<b>—</b>	<b>1</b>	<b>—</b>	<b>—</b>	<b>—</b>	<b>—</b>	<b>—</b>	<b>—</b>
<b>21</b>	<b>Mining</b>	<b>49</b>	<b>472</b>	<b>1 924</b>	<b>3</b>	<b>1</b>	<b>—</b>	<b>1</b>	<b>1</b>	<b>—</b>	<b>—</b>	<b>—</b>	<b>—</b>	<b>—</b>
<b>22</b>	<b>Utilities</b>	<b>(C)</b>	<b>(D)</b>	<b>(D)</b>	<b>4</b>	<b>1</b>	<b>—</b>	<b>—</b>	<b>2</b>	<b>1</b>	<b>—</b>	<b>—</b>	<b>—</b>	<b>—</b>
221	Utilities	(C)	(D)	(D)	4	1	—	—	2	1	—	—	—	—
<b>23</b>	<b>Construction</b>	<b>1 978</b>	<b>14 452</b>	<b>65 773</b>	<b>95</b>	<b>58</b>	<b>13</b>	<b>10</b>	<b>10</b>	<b>1</b>	<b>1</b>	<b>1</b>	<b>1</b>	<b>—</b>
233	Building, developing & general contracting	472	3 916	16 316	33	23	5	2	2	—	—	1	—	—
2333	Nonresidential building construction	409	3 612	15 045	8	2	1	2	2	—	—	1	—	—
23331	Mfg & industrial building construction	(E)	(D)	(D)	1	—	—	—	—	—	—	1	—	—
234	Heavy construction	(F)	(D)	(D)	7	2	2	1	1	—	—	—	—	—
2341	Highway, street, bridge & tunnel construction	(F)	(D)	(D)	1	—	—	—	—	—	—	—	—	—
23411	Highway & street construction	(F)	(D)	(D)	1	—	—	—	—	—	—	—	—	—
235	Special trade contractors	(F)	(D)	(D)	55	33	6	7	7	1	1	—	—	—
2351	Plumbing, heating & AC contractor	241	2 168	7 964	14	9	1	2	—	1	1	—	—	—
23511	Plumbing, heating & AC contractor	241	2 168	7 964	14	9	1	2	—	1	1	—	—	—
235110	Plumbing, heating & AC contractor	241	2 168	7 964	14	9	1	2	—	1	1	—	—	—
2353	Electrical contractors	105	506	2 256	14	9	1	1	3	—	—	—	—	—
23531	Electrical contractors	105	506	2 256	14	9	1	1	3	—	—	—	—	—
235310	Electrical contractors	105	506	2 256	14	9	1	1	3	—	—	—	—	—
<b>31-33</b>	<b>Manufacturing</b>	<b>9 646</b>	<b>78 291</b>	<b>318 558</b>	<b>57</b>	<b>8</b>	<b>4</b>	<b>7</b>	<b>10</b>	<b>8</b>	<b>9</b>	<b>8</b>	<b>1</b>	<b>2</b>
311	Food mfg	(G)	(D)	(D)	3	—	—	—	1	—	—	1	1	—
3118	Bakeries & tortilla mfg	(G)	(D)	(D)	3	—	—	—	1	—	—	1	1	—
31181	Bread & bakery product mfg	(G)	(D)	(D)	3	—	—	—	1	—	—	1	1	—
313	Textile mills	850	4 226	19 550	6	1	—	—	1	1	2	1	—	—
3132	Fabric mills	(F)	(D)	(D)	5	1	—	—	1	1	1	1	—	—
31322	Narrow fabric mills & schiffli mach embroidery	(C)	(D)	(D)	2	—	—	—	1	1	—	—	—	—
31324	Knit fabric mills	527	2 495	12 498	3	1	—	—	—	—	1	—	—	—
3133	Textile, fabric finishing, fabric coating mills	(C)	(D)	(D)	1	—	—	—	—	—	1	—	—	—
31331	Textile & fabric finishing mills	(C)	(D)	(D)	1	—	—	—	—	—	1	—	—	—
314	Textile product mills	(F)	(D)	(D)	3	—	—	—	—	—	1	1	—	—
3141	Textile furnishings mills	(E)	(D)	(D)	2	—	—	—	1	—	—	—	—	—
31411	Carpet & rug mills	(E)	(D)	(D)	1	—	—	—	—	—	—	1	—	—
3149	Other textile product mills	(C)	(D)	(D)	1	—	—	—	—	—	1	—	—	—
31499	All other textile product mills	(C)	(D)	(D)	1	—	—	—	—	—	1	—	—	—
315	Apparel manufacturing	(E)	(D)	(D)	3	1	—	—	1	—	1	—	—	—
3151	Apparel knitting mills	(C)	(D)	(D)	1	—	—	—	—	—	1	—	—	—
31511	Hosiery & sock mills	(C)	(D)	(D)	1	—	—	—	—	—	1	—	—	—
323	Printing & related support activities	140	957	4 586	5	—	1	2	1	1	—	—	—	—
3231	Printing & related support activities	140	957	4 586	5	—	1	2	1	1	—	—	—	—
32311	Printing	140	957	4 586	5	—	1	2	1	1	—	—	—	—
325	Chemical mfg	(G)	(D)	(D)	2	—	—	—	1	—	—	—	—	—
3254	Pharmaceutical & medicine mfg	(G)	(D)	(D)	1	—	—	—	—	—	—	—	—	—
32541	Pharmaceutical & medicine mfg	(G)	(D)	(D)	1	—	—	—	—	—	—	—	—	—
326	Plastics & rubber products mfg	455	2 959	11 611	4	—	—	—	1	1	2	—	—	—
3261	Plastics product mfg	455	2 959	11 611	4	—	—	—	1	1	2	—	—	—
32611	Unsupported plastics film, sheet, & bag mfg	(C)	(D)	(D)	1	—	—	—	—	—	1	—	—	—
32615	Foam product (exc polystyrene) mfg	(C)	(D)	(D)	2	—	—	—	1	—	1	—	—	—
332	Fabricated metal product mfg	350	1 814	8 725	8	4	2	—	—	1	—	1	—	—
3323	Architectural & structural metals mfg	(E)	(D)	(D)	2	1	—	—	—	—	—	—	—	—
33232	Ornamental & architectural metal prod mfg	(E)	(D)	(D)	1	—	—	—	—	—	—	—	—	—
333	Machinery mfg	1 535	16 636	60 473	4	—	—	—	1	1	1	—	—	—
3331	Ag, construction & mining machinery mfg	(C)	(D)	(D)	2	—	—	—	1	—	1	—	—	—
33311	Agricultural implement mfg	(C)	(D)	(D)	1	—	—	—	—	—	1	—	—	—
3336	Engine, turbine & power transmsn equip mfg	(G)	(D)	(D)	1	—	—	—	—	—	—	—	—	—
33361	Engine, turbine & power transmsn equip mfg	(G)	(D)	(D)	1	—	—	—	—	—	—	—	—	—

See footnotes at end of table.

**Table 6. Counties—Employees, Payroll, and Establishments by Industry: 2002—Con.**

[Excludes most government employees, railroad employees, and self-employed persons. Size class 1 to 4 includes establishments with payroll, but no employees, during mid-March pay period. (D) denotes figures withheld to avoid disclosing data for individual companies; the data are included in broader industry totals. Detailed industries with 100 or more employees are shown if industry was not a (D). For explanation of terms, abbreviations, and data reliability/comparability, see introductory text]

NAICS code	Industry	Number of employees for week including March 12	Payroll (\$1,000)		Total number of establishments	Number of establishments by employment-size class								
			First quarter	Annual		1 to 4	5 to 9	10 to 19	20 to 49	50 to 99	100 to 249	250 to 499	500 to 999	1,000 or more
<b>EDGEcombe—Con.</b>														
<b>31-33 Manufacturing—Con.</b>														
335	Electrical equip, appliance & component mfg . . . . .	(F)	(D)	(D)	4	—	—	—	—	1	2	1	—	—
3353	Electrical equipment mfg . . . . .	(C)	(D)	(D)	1	—	—	—	—	—	1	—	—	—
33531	Electrical equipment mfg . . . . .	(C)	(D)	(D)	1	—	—	—	—	—	1	—	—	—
3359	Other electrical equipment & component mfg . . . . .	574	5 023	21 665	3	—	—	—	—	1	1	1	—	—
33592	Communication & energy wire & cable mfg . . . . .	574	5 023	21 665	3	—	—	—	—	1	1	1	—	—
335929	Other communication & energy wire mfg . . . . .	574	5 023	21 665	3	—	—	—	—	1	1	1	—	—
336	Transportation equipment mfg . . . . .	808	8 047	33 354	5	—	—	1	2	—	—	2	—	—
3363	Motor vehicle parts mfg . . . . .	(E)	(D)	(D)	1	—	—	—	—	—	—	1	—	—
33632	MV electrical & electronic equipment mfg . . . . .	(E)	(D)	(D)	1	—	—	—	—	—	—	1	—	—
3364	Aerospace product & parts mfg . . . . .	(E)	(D)	(D)	1	—	—	—	—	—	—	1	—	—
33641	Aerospace product & parts mfg . . . . .	(E)	(D)	(D)	1	—	—	—	—	—	—	1	—	—
337	Furniture & related product mfg . . . . .	(E)	(D)	(D)	6	2	—	1	1	1	—	1	—	—
3371	HH & institutional furniture & kitchen cabinet mfg . . . . .	(E)	(D)	(D)	3	2	—	—	—	—	—	1	—	—
33712	Household & institutional furniture mfg . . . . .	(E)	(D)	(D)	3	2	—	—	—	—	—	1	—	—
<b>42</b>	<b>Wholesale trade . . . . .</b>	<b>1 566</b>	<b>14 285</b>	<b>58 398</b>	<b>51</b>	<b>25</b>	<b>8</b>	<b>8</b>	<b>5</b>	<b>2</b>	<b>2</b>	—	<b>1</b>	—
421	Wholesale trade, durable goods . . . . .	392	3 386	15 346	23	12	6	2	2	—	1	—	—	—
4215	Metal & mineral (except petroleum) whsle . . . . .	(C)	(D)	(D)	1	—	—	—	—	—	1	—	—	—
42151	Metal service centers & offices whsle . . . . .	(C)	(D)	(D)	1	—	—	—	—	—	1	—	—	—
422	Wholesale trade, nondurable goods . . . . .	1 174	10 899	43 052	28	13	2	6	3	2	1	—	1	—
4224	Grocery & related product whsle . . . . .	(E)	(D)	(D)	6	3	—	—	—	2	1	—	—	—
42249	Other grocery & related products whsle . . . . .	(E)	(D)	(D)	3	1	—	—	—	1	1	—	—	—
4229	Miscellaneous nondurable goods whsle . . . . .	(F)	(D)	(D)	8	4	—	2	1	—	—	—	1	—
42294	Tobacco & tobacco product whsle . . . . .	(F)	(D)	(D)	1	—	—	—	—	—	—	—	1	—
<b>44-45</b>	<b>Retail trade . . . . .</b>	<b>1 833</b>	<b>7 290</b>	<b>30 145</b>	<b>203</b>	<b>105</b>	<b>48</b>	<b>33</b>	<b>10</b>	<b>6</b>	—	<b>1</b>	—	—
441	Motor vehicle & parts dealers . . . . .	177	945	3 825	22	10	2	8	2	—	—	—	—	—
444	Bldg material & garden equip & supp dealers . . . . .	171	1 080	4 859	15	7	4	—	3	1	—	—	—	—
4441	Building material & supplies dealers . . . . .	(C)	(D)	(D)	11	4	3	—	3	1	—	—	—	—
44419	Other building material dealers . . . . .	127	811	3 816	8	3	2	—	2	1	—	—	—	—
444190	Other building material dealers . . . . .	127	811	3 816	8	3	2	—	2	1	—	—	—	—
445	Food & beverage stores . . . . .	458	1 447	5 784	38	24	4	4	1	5	—	—	—	—
4451	Grocery stores . . . . .	426	1 356	5 370	28	16	2	4	1	5	—	—	—	—
44511	Grocery (except convenience) stores . . . . .	380	1 238	4 898	15	5	2	2	1	5	—	—	—	—
445110	Grocery (except convenience) stores . . . . .	380	1 238	4 898	15	5	2	2	1	5	—	—	—	—
446	Health & personal care stores . . . . .	151	619	2 783	14	5	2	5	2	—	—	—	—	—
4461	Health & personal care stores . . . . .	151	619	2 783	14	5	2	5	2	—	—	—	—	—
44611	Pharmacies & drug stores . . . . .	138	560	2 535	8	—	1	5	2	—	—	—	—	—
446110	Pharmacies & drug stores . . . . .	138	560	2 535	8	—	1	5	2	—	—	—	—	—
447	Gasoline stations . . . . .	211	715	2 897	37	17	15	5	—	—	—	—	—	—
4471	Gasoline stations . . . . .	211	715	2 897	37	17	15	5	—	—	—	—	—	—
44711	Gasoline stations with convenience stores . . . . .	201	696	2 800	33	14	14	5	—	—	—	—	—	—
447110	Gasoline stations with convenience stores . . . . .	201	696	2 800	33	14	14	5	—	—	—	—	—	—
448	Clothing & clothing accessories stores . . . . .	114	249	953	23	15	3	5	—	—	—	—	—	—
452	General merchandise stores . . . . .	325	1 062	4 831	12	3	7	1	—	—	—	1	—	—
4529	Other general merchandise stores . . . . .	325	1 062	4 831	12	3	7	1	—	—	—	1	—	—
45291	Warehouse clubs & superstores . . . . .	(E)	(D)	(D)	1	—	—	—	—	—	—	1	—	—
<b>48-49</b>	<b>Transportation &amp; warehousing . . . . .</b>	<b>503</b>	<b>3 274</b>	<b>13 757</b>	<b>36</b>	<b>18</b>	<b>7</b>	<b>5</b>	<b>3</b>	<b>2</b>	<b>1</b>	—	—	—
484	Truck transportation . . . . .	294	2 412	10 074	25	12	5	4	2	2	—	—	—	—
4841	General freight trucking . . . . .	270	2 306	9 611	19	9	2	4	2	2	—	—	—	—
48412	General freight trucking, long-distance . . . . .	248	2 151	8 967	14	6	1	3	2	2	—	—	—	—
484121	General freight trucking, long-distance, TL . . . . .	188	1 635	6 925	11	6	1	1	1	2	—	—	—	—
493	Warehousing & storage . . . . .	(C)	(D)	(D)	3	—	1	—	1	—	1	—	—	—
4931	Warehousing & storage . . . . .	(C)	(D)	(D)	3	—	1	—	1	—	1	—	—	—
49312	Refrigerated warehousing & storage . . . . .	(C)	(D)	(D)	1	—	—	—	—	—	1	—	—	—
<b>51</b>	<b>Information . . . . .</b>	<b>(G)</b>	<b>(D)</b>	<b>(D)</b>	<b>29</b>	<b>9</b>	<b>7</b>	<b>3</b>	<b>4</b>	<b>2</b>	<b>1</b>	<b>2</b>	<b>1</b>	—
513	Broadcasting & telecommunications . . . . .	(G)	(D)	(D)	28	9	6	3	4	2	1	2	1	—
5132	Cable networks & program distribution . . . . .	(F)	(D)	(D)	1	—	—	—	—	—	—	—	1	—
51322	Cable & other program distribution . . . . .	(F)	(D)	(D)	1	—	—	—	—	—	—	—	1	—
5133	Telecommunications . . . . .	(G)	(D)	(D)	27	9	6	3	4	2	1	2	—	—
51331	Wired telecommunications carriers . . . . .	(G)	(D)	(D)	26	8	6	3	4	2	1	2	—	—
<b>52</b>	<b>Finance &amp; insurance . . . . .</b>	<b>272</b>	<b>2 090</b>	<b>9 061</b>	<b>50</b>	<b>28</b>	<b>16</b>	<b>3</b>	<b>3</b>	—	—	—	—	—
522	Credit intermediation & related activities . . . . .	206	1 508	6 145	34	17	12	2	3	—	—	—	—	—
5221	Depository credit intermediation . . . . .	159	1 055	4 500	19	6	8	2	3	—	—	—	—	—
52211	Commercial banking . . . . .	106	747	3 234	13	3	7	1	2	—	—	—	—	—
522110	Commercial banking . . . . .	106	747	3 234	13	3	7	1	2	—	—	—	—	—
<b>53</b>	<b>Real estate &amp; rental &amp; leasing . . . . .</b>	<b>292</b>	<b>1 275</b>	<b>4 781</b>	<b>41</b>	<b>31</b>	<b>8</b>	—	<b>1</b>	—	<b>1</b>	—	—	—
531	Real estate . . . . .	249	1 060	3 902	29	23	4	—	1	—	1	—	—	—
5311	Lessors of real estate . . . . .	229	976	3 525	19	14	3	—	1	—	1	—	—	—
53111	Lessors of residential buildings & dwellings . . . . .	186	837	2 924	11	7	3	—	—	—	1	—	—	—
531110	Lessors of residential buildings & dwellings . . . . .	186	837	2 924	11	7	3	—	—	—	1	—	—	—

See footnotes at end of table.

**Table 6. Counties—Employees, Payroll, and Establishments by Industry: 2002—Con.**

[Excludes most government employees, railroad employees, and self-employed persons. Size class 1 to 4 includes establishments with payroll, but no employees, during mid-March pay period. (D) denotes figures withheld to avoid disclosing data for individual companies; the data are included in broader industry totals. Detailed industries with 100 or more employees are shown if industry was not a (D). For explanation of terms, abbreviations, and data reliability/comparability, see introductory text]

NAICS code	Industry	Number of employees for week including March 12	Payroll (\$1,000)		Total number of establishments	Number of establishments by employment-size class									
			First quarter	Annual		1 to 4	5 to 9	10 to 19	20 to 49	50 to 99	100 to 249	250 to 499	500 to 999	1,000 or more	
<b>EDGECOMBE—Con.</b>															
<b>54</b>	<b>Professional, scientific &amp; technical services</b>	<b>297</b>	<b>1 508</b>	<b>5 915</b>	<b>49</b>	<b>31</b>	<b>9</b>	<b>7</b>	<b>1</b>	<b>1</b>	—	—	—	—	
541	Professional, scientific & technical services	297	1 508	5 915	49	31	9	7	1	1	—	—	—	—	
5412	Accounting, tax prep, bookkeep, payroll services	122	284	662	14	6	4	3	1	—	—	—	—	—	
54121	Accounting, tax prep, bookkeep, payroll services	122	284	662	14	6	4	3	1	—	—	—	—	—	
<b>55</b>	<b>Management of companies &amp; enterprises</b>	<b>(B)</b>	<b>(D)</b>	<b>(D)</b>	<b>5</b>	<b>3</b>	—	<b>1</b>	<b>1</b>	—	—	—	—	—	
<b>56</b>	<b>Admin, support, waste mgt, remediation services</b>	<b>527</b>	<b>2 029</b>	<b>7 810</b>	<b>41</b>	<b>19</b>	<b>7</b>	<b>4</b>	<b>10</b>	<b>1</b>	—	—	—	—	
561	Administrative & support services	(E)	(D)	(D)	37	17	7	3	9	1	—	—	—	—	
5613	Employment services	116	302	913	4	1	—	—	3	—	—	—	—	—	
5617	Services to buildings & dwellings	223	786	3 496	28	15	6	2	5	—	—	—	—	—	
56172	Janitorial services	127	363	1 483	9	4	1	—	4	—	—	—	—	—	
561720	Janitorial services	127	363	1 483	9	4	1	—	4	—	—	—	—	—	
<b>61</b>	<b>Educational services</b>	<b>(B)</b>	<b>(D)</b>	<b>(D)</b>	<b>6</b>	<b>2</b>	<b>3</b>	—	<b>1</b>	—	—	—	—	—	
<b>62</b>	<b>Health care and social assistance</b>	<b>2 980</b>	<b>12 504</b>	<b>52 296</b>	<b>94</b>	<b>38</b>	<b>20</b>	<b>10</b>	<b>14</b>	<b>4</b>	<b>6</b>	<b>1</b>	<b>1</b>	—	
621	Ambulatory health care services	795	4 272	20 230	38	14	7	6	8	—	3	—	—	—	
6211	Offices of physicians	194	2 142	11 235	6	2	—	1	2	—	1	—	—	—	
62111	Offices of physicians	194	2 142	11 235	6	2	—	1	2	—	1	—	—	—	
621111	Offices of physicians (exc mental health)	194	2 142	11 235	6	2	—	1	2	—	1	—	—	—	
6216	Home health care services	366	777	3 353	8	2	1	1	2	—	2	—	—	—	
62161	Home health care services	366	777	3 353	8	2	1	1	2	—	2	—	—	—	
621610	Home health care services	366	777	3 353	8	2	1	1	2	—	2	—	—	—	
622	Hospitals	(E)	(D)	(D)	1	—	—	—	—	—	—	—	1	—	
6221	General medical & surgical hospitals	(E)	(D)	(D)	1	—	—	—	—	—	—	—	1	—	
62211	General medical & surgical hospitals	(E)	(D)	(D)	1	—	—	—	—	—	—	—	1	—	
623	Nursing & residential care facilities	636	2 752	10 763	19	5	5	1	3	3	2	—	—	—	
6231	Nursing care facilities	(C)	(D)	(D)	2	1	—	—	—	—	1	—	—	—	
62311	Nursing care facilities	(C)	(D)	(D)	2	1	—	—	—	—	1	—	—	—	
6232	Residential mental retardation, health facil	(C)	(D)	(D)	8	3	1	—	3	1	—	—	—	—	
62321	Residential mental retardation facilities	110	486	1 972	4	1	—	—	3	—	—	—	—	—	
623210	Residential mental retardation facilities	110	486	1 972	4	1	—	—	3	—	—	—	—	—	
6233	Community care facilities for the elderly	258	797	3 524	6	—	3	—	—	2	1	—	—	—	
62331	Community care facilities for the elderly	258	797	3 524	6	—	3	—	—	2	1	—	—	—	
623312	Homes for the elderly	258	797	3 524	6	—	3	—	—	2	1	—	—	—	
624	Social assistance	(G)	(D)	(D)	36	19	8	3	3	1	1	—	1	—	
6241	Individual & family services	258	377	1 508	3	—	—	1	1	—	1	—	—	—	
62411	Child & youth services	(C)	(D)	(D)	1	—	—	—	—	—	1	—	—	—	
6243	Vocational rehabilitation services	(F)	(D)	(D)	2	—	—	—	—	1	—	—	1	—	
62431	Vocational rehabilitation services	(F)	(D)	(D)	2	—	—	—	—	1	—	—	1	—	
6244	Child day care services	114	351	1 434	24	14	7	2	1	—	—	—	—	—	
62441	Child day care services	114	351	1 434	24	14	7	2	1	—	—	—	—	—	
624410	Child day care services	114	351	1 434	24	14	7	2	1	—	—	—	—	—	
<b>71</b>	<b>Arts, entertainment &amp; recreation</b>	<b>94</b>	<b>297</b>	<b>1 268</b>	<b>10</b>	<b>1</b>	<b>3</b>	<b>6</b>	—	—	—	—	—	—	
<b>72</b>	<b>Accommodation &amp; food services</b>	<b>1 310</b>	<b>2 549</b>	<b>11 393</b>	<b>79</b>	<b>25</b>	<b>16</b>	<b>13</b>	<b>19</b>	<b>5</b>	<b>1</b>	—	—	—	
721	Accommodation	320	648	2 776	13	3	1	5	3	—	1	—	—	—	
7211	Traveler accommodation	320	648	2 776	13	3	1	5	3	—	1	—	—	—	
72111	Hotels (exc casino hotels) & motels	320	648	2 776	13	3	1	5	3	—	1	—	—	—	
721110	Hotels (exc casino hotels) & motels	320	648	2 776	13	3	1	5	3	—	1	—	—	—	
722	Food services & drinking places	990	1 901	8 617	66	22	15	8	16	5	—	—	—	—	
7221	Full-service restaurants	307	616	2 660	22	6	10	1	3	2	—	—	—	—	
72211	Full-service restaurants	307	616	2 660	22	6	10	1	3	2	—	—	—	—	
722110	Full-service restaurants	307	616	2 660	22	6	10	1	3	2	—	—	—	—	
7222	Limited-service eating places	511	944	4 381	31	12	3	3	11	2	—	—	—	—	
72221	Limited-service eating places	511	944	4 381	31	12	3	3	11	2	—	—	—	—	
7223	Special food services	(C)	(D)	(D)	9	3	1	2	2	1	—	—	—	—	
72231	Food service contractors	141	299	1 417	8	2	1	2	2	1	—	—	—	—	
722310	Food service contractors	141	299	1 417	8	2	1	2	2	1	—	—	—	—	
<b>81</b>	<b>Other services (except public administration)</b>	<b>690</b>	<b>2 389</b>	<b>9 540</b>	<b>140</b>	<b>87</b>	<b>32</b>	<b>16</b>	<b>5</b>	—	—	—	—	—	
811	Repair & maintenance	124	699	2 804	34	25	7	1	1	—	—	—	—	—	
812	Personal & laundry services	175	550	2 258	28	15	6	5	2	—	—	—	—	—	
813	Religious, grantmaking, civic, prof & like organizations	391	1 140	4 478	78	47	19	10	2	—	—	—	—	—	
8131	Religious organizations	345	918	3 616	67	41	15	9	2	—	—	—	—	—	
81311	Religious organizations	345	918	3 616	67	41	15	9	2	—	—	—	—	—	
813110	Religious organizations	345	918	3 616	67	41	15	9	2	—	—	—	—	—	
<b>95</b>	<b>Auxiliaries (exc corporate, subsidiary &amp; regional mgt)</b>	<b>(C)</b>	<b>(D)</b>	<b>(D)</b>	<b>2</b>	—	—	<b>1</b>	—	—	<b>1</b>	—	—	—	
<b>99</b>	<b>Unclassified establishments</b>	<b>14</b>	<b>57</b>	<b>142</b>	<b>6</b>	<b>5</b>	—	<b>1</b>	—	—	—	—	—	—	

See footnotes at end of table.

**Table 6. Counties—Employees, Payroll, and Establishments by Industry: 2002—Con.**

[Excludes most government employees, railroad employees, and self-employed persons. Size class 1 to 4 includes establishments with payroll, but no employees, during mid-March pay period. (D) denotes figures withheld to avoid disclosing data for individual companies; the data are included in broader industry totals. Detailed industries with 100 or more employees are shown if industry was not a (D). For explanation of terms, abbreviations, and data reliability/comparability, see introductory text]

NAICS code	Industry	Number of employees for week including March 12	Payroll (\$1,000)		Total number of establishments	Number of establishments by employment-size class								
			First quarter	Annual		1 to 4	5 to 9	10 to 19	20 to 49	50 to 99	100 to 249	250 to 499	500 to 999	1,000 or more
<b>FORSYTH</b>														
	<b>Total</b> .....	<b>169 843</b>	<b>1 445 143</b>	<b>5 797 639</b>	<b>8 532</b>	<b>4 341</b>	<b>1 640</b>	<b>1 117</b>	<b>887</b>	<b>287</b>	<b>183</b>	<b>45</b>	<b>19</b>	<b>13</b>
11	Forestry, fishing, hunting, and agriculture support .....	(B)	(D)	(D)	9	7	2	—	—	—	—	—	—	—
21	Mining .....	56	521	2 273	4	2	—	1	1	—	—	—	—	—
22	Utilities .....	(E)	(D)	(D)	9	3	—	—	2	4	—	—	—	—
221	Electric power generation, transmission & distribution .....	(C)	(D)	(D)	5	1	—	—	1	3	—	—	—	—
2212	Electric power transmission, control & distribution .....	(C)	(D)	(D)	3	1	—	—	—	2	—	—	—	—
23	Construction .....	7 865	61 607	262 760	843	519	137	94	67	14	10	2	—	—
233	Building, developing & general contracting .....	2 080	17 605	77 425	271	187	35	26	15	5	3	—	—	—
2332	Residential building construction .....	888	6 365	28 663	205	154	26	18	7	—	—	—	—	—
23321	Single-family housing construction .....	798	5 663	25 393	197	150	26	15	6	—	—	—	—	—
233210	Single-family housing construction .....	798	5 663	25 393	197	150	26	15	6	—	—	—	—	—
2333	Nonresidential building construction .....	(G)	(D)	(D)	48	18	9	5	8	5	3	—	—	—
23332	Commercial & institutional bldg construction .....	1 128	10 825	46 575	46	16	9	5	8	5	3	—	—	—
233320	Commercial & institutional bldg construction .....	1 128	10 825	46 575	46	16	9	5	8	5	3	—	—	—
234	Heavy construction .....	534	2 854	14 357	46	23	9	6	6	1	1	—	—	—
2341	Highway, street, bridge & tunnel construction .....	237	857	5 342	17	11	2	2	—	1	1	—	—	—
23411	Highway & street construction .....	237	857	5 342	17	11	2	2	—	1	1	—	—	—
234110	Highway & street construction .....	237	857	5 342	17	11	2	2	—	1	1	—	—	—
2349	Other heavy construction .....	297	1 997	9 015	29	12	7	4	6	—	—	—	—	—
23491	Water, sewer & pipeline construction .....	184	1 232	5 702	12	5	1	1	5	—	—	—	—	—
234910	Water, sewer & pipeline construction .....	184	1 232	5 702	12	5	1	1	5	—	—	—	—	—
235	Special trade contractors .....	5 251	41 148	170 978	526	309	93	62	46	8	6	2	—	—
2351	Plumbing, heating & AC contractor .....	1 601	14 420	57 354	110	56	19	21	8	3	2	1	—	—
23511	Plumbing, heating & AC contractor .....	1 601	14 420	57 354	110	56	19	21	8	3	2	1	—	—
235110	Plumbing, heating & AC contractor .....	1 601	14 420	57 354	110	56	19	21	8	3	2	1	—	—
2352	Painting & wall covering contractors .....	205	1 109	5 144	56	42	11	2	1	—	—	—	—	—
23521	Painting & wall covering contractors .....	205	1 109	5 144	56	42	11	2	1	—	—	—	—	—
235210	Painting & wall covering contractors .....	205	1 109	5 144	56	42	11	2	1	—	—	—	—	—
2353	Electrical contractors .....	1 225	10 634	44 153	102	66	11	14	7	1	2	1	—	—
23531	Electrical contractors .....	1 225	10 634	44 153	102	66	11	14	7	1	2	1	—	—
235310	Electrical contractors .....	1 225	10 634	44 153	102	66	11	14	7	1	2	1	—	—
2354	Masonry, drywall, insulation, tile contractors .....	682	4 891	19 917	48	23	10	4	9	—	2	—	—	—
23541	Masonry & stone contractors .....	(C)	(D)	(D)	20	11	5	2	2	—	—	—	—	—
23542	Drywall, acoustical & insulation contractors .....	527	4 047	15 689	24	9	5	2	6	—	2	—	—	—
235420	Drywall, acoustical & insulation contractors .....	527	4 047	15 689	24	9	5	2	6	—	2	—	—	—
2355	Carpentry & floor contractors .....	(C)	(D)	(D)	60	44	10	5	1	—	—	—	—	—
23551	Carpentry contractors .....	141	758	3 074	46	35	9	2	—	—	—	—	—	—
235510	Carpentry contractors .....	141	758	3 074	46	35	9	2	—	—	—	—	—	—
2356	Roofing, siding, & sheet metal contractors .....	401	2 563	11 677	44	26	7	2	8	1	—	—	—	—
23561	Roofing, siding, & sheet metal contractors .....	401	2 563	11 677	44	26	7	2	8	1	—	—	—	—
235610	Roofing, siding, & sheet metal contractors .....	401	2 563	11 677	44	26	7	2	8	1	—	—	—	—
2357	Concrete contractors .....	285	1 316	6 547	29	13	9	3	2	2	—	—	—	—
23571	Concrete contractors .....	285	1 316	6 547	29	13	9	3	2	2	—	—	—	—
235710	Concrete contractors .....	285	1 316	6 547	29	13	9	3	2	2	—	—	—	—
2359	Other special trade contractors .....	627	4 753	20 363	75	38	15	11	10	1	—	—	—	—
23593	Excavation contractors .....	219	1 956	7 945	26	12	5	5	4	—	—	—	—	—
235930	Excavation contractors .....	219	1 956	7 945	26	12	5	5	4	—	—	—	—	—
23599	All other special trade contractors .....	192	1 315	5 970	32	22	3	4	3	—	—	—	—	—
235990	All other special trade contractors .....	192	1 315	5 970	32	22	3	4	3	—	—	—	—	—
31-33	<b>Manufacturing</b> .....	<b>22 771</b>	<b>216 385</b>	<b>866 242</b>	<b>369</b>	<b>114</b>	<b>61</b>	<b>55</b>	<b>61</b>	<b>30</b>	<b>27</b>	<b>11</b>	<b>7</b>	<b>3</b>
311	Food mfg .....	981	6 979	30 144	21	3	3	3	5	5	1	1	—	—
3115	Dairy product mfg .....	(C)	(D)	(D)	1	—	—	—	—	—	1	—	—	—
31151	Dairy product (exc frozen) mfg .....	(C)	(D)	(D)	1	—	—	—	—	—	1	—	—	—
3118	Bakeries & tortilla mfg .....	622	3 502	14 587	16	2	3	3	4	3	—	1	—	—
31181	Bread & bakery product mfg .....	489	2 836	11 967	11	2	1	3	2	—	1	—	—	—
311812	Commercial bakeries .....	434	2 714	11 535	5	—	—	1	1	2	—	1	—	—
3119	Other food mfg .....	(C)	(D)	(D)	3	1	—	—	1	1	—	—	—	—
312	Beverage & tobacco product mfg .....	(H)	(D)	(D)	8	2	—	1	1	—	2	—	1	1
3121	Beverage mfg .....	263	3 029	12 106	5	2	—	1	1	—	1	—	—	—
31211	Soft drink & ice mfg .....	(E)	(D)	(D)	3	1	—	—	1	—	1	—	—	—
3122	Tobacco mfg .....	(H)	(D)	(D)	3	—	—	—	—	—	1	—	1	1
31222	Tobacco product mfg .....	(H)	(D)	(D)	3	—	—	—	—	—	1	—	1	1
313	Textile mills .....	1 795	12 770	50 346	13	4	1	1	—	1	3	2	1	—
3132	Fabric mills .....	404	2 782	11 527	5	1	1	—	—	1	2	—	—	—
31321	Broadwoven fabric mills .....	(C)	(D)	(D)	1	—	—	—	—	—	1	—	—	—
31324	Knit fabric mills .....	(E)	(D)	(D)	2	—	—	—	—	—	1	—	—	—
3133	Textile, fabric finishing, fabric coating mills .....	1 391	9 988	38 819	8	3	—	1	—	—	1	2	1	—
31331	Textile & fabric finishing mills .....	1 391	9 988	38 819	8	3	—	1	—	—	1	2	1	—
314	Textile product mills .....	120	534	2 134	7	2	1	2	2	—	—	—	—	—
3149	Other textile product mills .....	(C)	(D)	(D)	6	2	—	2	2	—	—	—	—	—
315	Apparel manufacturing .....	1 660	11 301	49 441	13	3	2	2	2	1	1	—	2	—
3151	Apparel knitting mills .....	(G)	(D)	(D)	4	—	1	—	—	—	1	—	2	—
31511	Hosiery & sock mills .....	(F)	(D)	(D)	2	—	—	—	—	—	1	—	1	—
31519	Other apparel knitting mills .....	(F)	(D)	(D)	2	—	—	—	—	—	—	—	1	—
3152	Cut & sew apparel mfg .....	(C)	(D)	(D)	7	2	1	1	2	—	1	—	—	—
31523	Women's, girls' cut & sew apparel mfg .....	(C)	(D)	(D)	2	—	—	—	1	—	1	—	—	—

See footnotes at end of table.



**Table 6. Counties—Employees, Payroll, and Establishments by Industry: 2002—Con.**

[Excludes most government employees, railroad employees, and self-employed persons. Size class 1 to 4 includes establishments with payroll, but no employees, during mid-March pay period. (D) denotes figures withheld to avoid disclosing data for individual companies; the data are included in broader industry totals. Detailed industries with 100 or more employees are shown if industry was not a (D). For explanation of terms, abbreviations, and data reliability/comparability, see introductory text]

NAICS code	Industry	Number of employees for week including March 12	Payroll (\$1,000)		Total number of establishments	Number of establishments by employment-size class								
			First quarter	Annual		1 to 4	5 to 9	10 to 19	20 to 49	50 to 99	100 to 249	250 to 499	500 to 999	1,000 or more
<b>FORSYTH—Con.</b>														
<b>31-33 Manufacturing—Con.</b>														
321	Wood product mfg .....	344	2 241	10 198	15	5	1	2	6	1	-	-	-	-
3219	Other wood product mfg .....	(E)	(D)	(D)	13	5	-	2	5	1	-	-	-	-
32199	All other wood product mfg .....	186	1 275	5 319	5	1	-	1	2	1	-	-	-	-
322	Paper mfg .....	3 024	28 290	116 919	14	2	2	1	2	1	4	-	-	2
3222	Converted paper product mfg .....	3 024	28 290	116 919	14	2	2	1	2	1	4	-	-	2
32221	Paperboard container mfg .....	(G)	(D)	(D)	10	1	1	1	2	-	4	-	-	1
322211	Corrugated & solid fiber box mfg .....	1 316	8 112	42 005	7	1	1	1	2	-	1	-	-	1
32222	Paper bag & coated & treated paper mfg .....	(G)	(D)	(D)	3	1	1	-	-	-	-	-	-	1
323	Printing & related support activities .....	1 141	10 057	36 604	54	22	10	8	11	1	1	1	-	-
3231	Printing & related support activities .....	1 141	10 057	36 604	54	22	10	8	11	1	1	1	-	-
32311	Printing .....	1 049	9 077	32 702	48	22	9	5	9	1	1	1	-	-
323110	Commercial lithographic printing .....	294	3 610	11 336	18	5	4	4	4	1	-	-	-	-
323114	Quick printing .....	100	686	2 936	14	7	5	1	1	-	-	-	-	-
325	Chemical mfg .....	623	6 721	25 061	17	2	5	4	1	3	2	-	-	-
3256	Soap, cleaners & toilet preparation mfg .....	334	4 040	14 251	5	-	2	1	-	-	2	-	-	-
32561	Soap & cleaning compound mfg .....	(C)	(D)	(D)	4	-	2	1	-	-	1	-	-	-
32562	Toilet preparation mfg .....	(C)	(D)	(D)	1	-	-	-	-	-	1	-	-	-
326	Plastics & rubber products mfg .....	319	1 953	8 499	12	4	3	-	2	2	1	-	-	-
3261	Plastics product mfg .....	(E)	(D)	(D)	10	3	3	-	1	2	1	-	-	-
32619	Other plastics product mfg .....	208	1 314	5 318	7	1	3	-	1	1	1	-	-	-
326199	All other plastics product mfg .....	208	1 314	5 318	7	1	3	-	1	1	1	-	-	-
327	Nonmetallic mineral product mfg .....	339	2 541	12 213	15	3	3	2	5	2	-	-	-	-
3273	Cement & concrete product mfg .....	(C)	(D)	(D)	11	2	2	1	5	1	-	-	-	-
32732	Ready-mix concrete mfg .....	146	1 177	4 890	7	2	1	1	2	1	-	-	-	-
327320	Ready-mix concrete mfg .....	146	1 177	4 890	7	2	1	1	2	1	-	-	-	-
331	Primary metal mfg .....	316	3 701	14 037	6	3	-	-	1	1	1	-	-	-
3312	Steel product mfg from purchased steel .....	(C)	(D)	(D)	2	1	-	-	-	-	1	-	-	-
33122	Rolling & drawing of purchased steel .....	(C)	(D)	(D)	2	1	-	-	-	-	1	-	-	-
332	Fabricated metal product mfg .....	2 122	19 880	78 842	60	18	10	12	9	5	5	1	-	-
3323	Architectural & structural metals mfg .....	561	4 857	20 657	19	5	4	3	4	1	2	-	-	-
33231	Plate work & fabricated structural prod mfg .....	478	4 292	17 732	10	2	1	2	2	1	2	-	-	-
3324	Boiler, tank & shipping container mfg .....	(C)	(D)	(D)	1	-	-	-	-	-	1	-	-	-
33243	Light gauge metal container mfg .....	(C)	(D)	(D)	1	-	-	-	-	-	1	-	-	-
3325	Hardware mfg .....	426	3 457	13 425	5	1	-	1	1	1	-	1	-	-
33251	Hardware mfg .....	426	3 457	13 425	5	1	-	1	1	1	-	1	-	-
332510	Hardware mfg .....	426	3 457	13 425	5	1	-	1	1	1	-	1	-	-
3327	Mach shops, turn prod, screw, nut, bolt mfg .....	536	4 445	16 743	20	6	5	6	-	2	1	-	-	-
33271	Machine shops .....	(E)	(D)	(D)	17	6	4	5	-	2	-	-	-	-
33272	Turned product & screw, nut & bolt mfg .....	(E)	(D)	(D)	3	-	1	1	-	-	1	-	-	-
3329	Other fabricated metal product mfg .....	214	2 387	10 254	5	1	-	1	2	-	1	-	-	-
33291	Metal valve mfg .....	(C)	(D)	(D)	1	-	-	-	-	-	1	-	-	-
333	Machinery mfg .....	1 608	14 199	62 086	26	6	4	7	1	4	2	1	1	-
3331	Ag, construction & mining machinery mfg .....	(E)	(D)	(D)	1	-	-	-	-	-	-	1	-	-
33312	Construction machinery mfg .....	(E)	(D)	(D)	1	-	-	-	-	-	-	1	-	-
3333	Commercial & service industry machinery mfg ..	163	1 620	7 251	3	-	-	1	-	2	-	-	-	-
33331	Commercial & service industry machinery mfg ..	163	1 620	7 251	3	-	-	1	-	2	-	-	-	-
333319	Oth commercial, service industry machinery mfg ..	163	1 620	7 251	3	-	-	1	-	2	-	-	-	-
3336	Engine, turbine & power transmsn equip mfg ..	(C)	(D)	(D)	2	1	-	-	-	-	1	-	-	-
33361	Engine, turbine & power transmsn equip mfg ..	(C)	(D)	(D)	2	1	-	-	-	-	1	-	-	-
3339	Other general purpose machinery mfg .....	841	6 783	29 045	9	1	3	1	-	2	1	-	1	-
33391	Pump & compressor mfg .....	(F)	(D)	(D)	2	-	1	-	-	-	-	1	-	-
33399	All other general purpose machinery mfg .....	(C)	(D)	(D)	6	1	2	1	-	1	1	-	-	-
334	Computer & electronic product mfg .....	1 384	13 658	52 259	12	2	-	3	4	-	1	1	1	-
3344	Semiconductor & oth electronic component mfg .....	(F)	(D)	(D)	7	1	-	2	2	-	1	-	1	-
33441	Semiconductor & oth electronic component mfg .....	(F)	(D)	(D)	7	1	-	2	2	-	1	-	1	-
3345	Nav, measuring, medical, control instruments mfg .....	(E)	(D)	(D)	3	1	-	-	1	-	-	1	-	-
33451	Nav, measuring, medical, control instruments mfg .....	(E)	(D)	(D)	3	1	-	-	1	-	-	1	-	-
335	Electrical equip, appliance & component mfg .....	1 420	14 090	55 153	5	2	-	-	-	-	1	1	1	-
3359	Other electrical equipment & component mfg ...	(G)	(D)	(D)	3	-	-	-	-	-	1	1	1	-
33591	Battery mfg .....	(G)	(D)	(D)	2	-	-	-	-	-	-	1	1	-
33592	Communication & energy wire & cable mfg ...	(C)	(D)	(D)	1	-	-	-	-	-	1	-	-	-
336	Transportation equipment mfg .....	(E)	(D)	(D)	6	3	1	1	-	-	-	-	-	-
3363	Motor vehicle parts mfg .....	(E)	(D)	(D)	3	2	-	-	-	-	-	1	-	-
33636	Motor vehicle seating & interior trim mfg .....	(E)	(D)	(D)	1	-	-	-	-	-	-	1	-	-
337	Furniture & related product mfg .....	1 165	7 013	30 040	18	3	4	3	4	1	1	2	-	-
3371	HH & institutional furniture & kitchen cabinet mfg .....	843	4 811	20 566	10	3	2	-	3	-	-	2	-	-
33712	Household & institutional furniture mfg .....	(F)	(D)	(D)	7	2	2	-	1	-	-	2	-	-
337122	Nonupholstered wood household furniture mfg .....	768	4 269	18 159	4	1	-	-	1	-	-	2	-	-
3379	Other furniture related product mfg .....	231	1 360	5 789	3	-	1	-	-	1	1	-	-	-
33791	Mattress mfg .....	(C)	(D)	(D)	1	-	-	-	-	-	1	-	-	-

See footnotes at end of table.

**Table 6. Counties—Employees, Payroll, and Establishments by Industry: 2002—Con.**

[Excludes most government employees, railroad employees, and self-employed persons. Size class 1 to 4 includes establishments with payroll, but no employees, during mid-March pay period. (D) denotes figures withheld to avoid disclosing data for individual companies; the data are included in broader industry totals. Detailed industries with 100 or more employees are shown if industry was not a (D). For explanation of terms, abbreviations, and data reliability/comparability, see introductory text]

NAICS code	Industry	Number of employees for week including March 12	Payroll (\$1,000)		Total number of establishments	Number of establishments by employment-size class								
			First quarter	Annual		1 to 4	5 to 9	10 to 19	20 to 49	50 to 99	100 to 249	250 to 499	500 to 999	1,000 or more
<b>FORSYTH—Con.</b>														
<b>31-33 Manufacturing—Con.</b>														
339	Miscellaneous mfg .....	543	3 973	14 284	41	23	8	2	5	2	1	—	—	—
3391	Medical equipment & supplies mfg .....	195	1 644	6 631	23	15	5	—	2	1	—	—	—	—
33911	Medical equipment & supplies mfg .....	195	1 644	6 631	23	15	5	—	2	1	—	—	—	—
339112	Surgical & medical instrument mfg .....	118	1 192	4 666	4	1	1	—	1	1	—	—	—	—
3399	Other miscellaneous mfg .....	348	2 329	7 653	18	8	3	2	3	1	1	—	—	—
33999	All other misc mfg .....	(C)	(D)	(D)	6	3	—	—	1	1	1	—	—	—
339999	All other miscellaneous mfg .....	227	1 441	3 988	4	1	—	—	1	1	1	—	—	—
<b>42</b>	<b>Wholesale trade .....</b>	<b>7 256</b>	<b>68 737</b>	<b>282 313</b>	<b>512</b>	<b>255</b>	<b>100</b>	<b>71</b>	<b>54</b>	<b>23</b>	<b>6</b>	<b>3</b>	—	—
421	Wholesale trade, durable goods .....	4 856	48 555	196 411	351	176	74	47	38	10	3	3	—	—
4211	Motor vehicle, motor vehicle pt & supply whsle .	585	4 636	19 429	39	14	7	9	6	2	1	—	—	—
42111	Automobile & other motor vehicle whsle .	221	2 064	8 986	13	6	—	3	2	2	—	—	—	—
421110	Automobile & other motor vehicle whsle .	221	2 064	8 986	13	6	—	3	2	2	—	—	—	—
42112	Motor vehicle supplies & new parts whsle .	225	1 450	6 143	16	6	5	3	1	—	1	—	—	—
421120	Motor vehicle supplies & new parts whsle .	225	1 450	6 143	16	6	5	3	1	—	1	—	—	—
4212	Furniture & home furnishing whsle .	201	2 266	9 724	23	14	3	2	4	—	—	—	—	—
42122	Home furnishing whsle .....	120	1 188	4 807	11	7	1	—	3	—	—	—	—	—
421220	Home furnishing whsle .....	120	1 188	4 807	11	7	1	—	3	—	—	—	—	—
4213	Lumber & other construction materials whsle .	580	5 177	22 966	20	13	1	2	2	1	—	1	—	—
42131	Lumber, plywood, millwork & wood panel whsle .	535	4 703	21 140	13	9	—	—	2	1	—	1	—	—
421310	Lumber, plywood, millwork & wood panel whsle .	535	4 703	21 140	13	9	—	—	2	1	—	1	—	—
4214	Professional & commercial equip & supp whsle .	733	9 052	32 690	59	28	14	7	6	4	—	—	—	—
42143	Computer & peripheral equip & software whsle .	191	3 743	9 323	17	12	2	1	1	1	—	—	—	—
421430	Computer & peripheral equip & software whsle .	191	3 743	9 323	17	12	2	1	1	1	—	—	—	—
42144	Other commercial equipment whsle .....	109	1 248	5 323	7	3	2	1	—	1	—	—	—	—
421440	Other commercial equipment whsle .....	109	1 248	5 323	7	3	2	1	—	1	—	—	—	—
42145	Medical, dental, hospital equip & supp whsle .	127	1 183	5 250	21	10	6	5	—	—	—	—	—	—
421450	Medical, dental, hospital equip & supp whsle .	127	1 183	5 250	21	10	6	5	—	—	—	—	—	—
42149	Oth professional equipment & supplies whsle .	(C)	(D)	(D)	3	—	—	—	1	2	—	—	—	—
4216	Electrical goods whsle .....	485	5 177	19 246	33	12	11	4	4	1	1	—	—	—
42161	Elec equip, wiring supp, const material whsle .	168	1 627	6 266	11	4	4	1	1	1	—	—	—	—
421610	Elec equip, wiring supp, const material whsle .	168	1 627	6 266	11	4	4	1	1	1	—	—	—	—
42169	Other electronic parts & equipment whsle .	255	2 981	10 736	15	5	5	2	2	—	1	—	—	—
421690	Other electronic parts & equipment whsle .	255	2 981	10 736	15	5	5	2	2	—	1	—	—	—
4217	Hardware, plumb & heating equip & sup whsle .	987	8 803	36 170	31	11	9	4	5	—	—	—	—	—
42171	Hardware whsle .....	813	6 910	27 713	13	4	4	—	3	—	—	2	—	—
421710	Hardware whsle .....	813	6 910	27 713	13	4	4	—	3	—	—	2	—	—
42173	Warm air heating & AC equip & supplies whsle .	135	1 556	7 084	12	4	4	2	2	—	—	—	—	—
421730	Warm air heating & AC equip & supplies whsle .	135	1 556	7 084	12	4	4	2	2	—	—	—	—	—
4218	Machinery, equipment & supplies whsle .....	1 023	11 223	46 268	109	60	22	16	9	1	1	—	—	—
42181	Const & mining (exc petroleum) equip whsle .	294	4 553	17 995	7	1	1	2	2	—	1	—	—	—
421810	Const & mining (exc petroleum) equip whsle .	294	4 553	17 995	7	1	1	2	2	—	1	—	—	—
42183	Industrial machinery & equipment whsle .	319	3 222	13 637	32	16	3	8	5	—	—	—	—	—
421830	Industrial machinery & equipment whsle .	319	3 222	13 637	32	16	3	8	5	—	—	—	—	—
42184	Industrial supplies whsle .....	143	1 495	6 175	20	8	6	5	1	—	—	—	—	—
421840	Industrial supplies whsle .....	143	1 495	6 175	20	8	6	5	1	—	—	—	—	—
42185	Service establishment equip & supplies whsle .	157	1 151	4 913	38	27	9	1	1	—	—	—	—	—
421850	Service establishment equip & supplies whsle .	157	1 151	4 913	38	27	9	1	1	—	—	—	—	—
4219	Miscellaneous durable goods whsle .....	238	1 997	8 800	33	23	5	2	2	1	—	—	—	—
42199	Other miscellaneous durable goods whsle .	154	1 245	5 749	20	15	2	1	1	1	—	—	—	—
421990	Other miscellaneous durable goods whsle .	154	1 245	5 749	20	15	2	1	1	1	—	—	—	—
<b>422</b>	<b>Wholesale trade, nondurable goods .....</b>	<b>2 400</b>	<b>20 182</b>	<b>85 902</b>	<b>161</b>	<b>79</b>	<b>26</b>	<b>24</b>	<b>16</b>	<b>13</b>	<b>3</b>	—	—	—
4221	Paper & paper product whsle .....	365	3 735	15 482	24	9	5	4	4	2	—	—	—	—
42211	Printing & writing paper whsle .....	116	1 044	4 070	3	—	—	2	—	1	—	—	—	—
422110	Printing & writing paper whsle .....	116	1 044	4 070	3	—	—	2	—	1	—	—	—	—
42213	Industrial & personal service paper whsle .	205	2 318	9 999	9	1	2	1	4	1	—	—	—	—
422130	Industrial & personal service paper whsle .	205	2 318	9 999	9	1	2	1	4	1	—	—	—	—
4222	Drugs & druggists' sundries whsle .....	381	2 184	9 526	12	3	2	1	3	2	1	—	—	—
42221	Drugs & druggists' sundries whsle .....	381	2 184	9 526	12	3	2	1	3	2	1	—	—	—
422210	Drugs & druggists' sundries whsle .....	381	2 184	9 526	12	3	2	1	3	2	1	—	—	—
4223	Apparel, piece goods & notions whsle .....	354	3 333	12 627	23	12	3	4	2	1	1	—	—	—
42231	Piece goods, notions & other dry goods whsle .	189	1 558	6 120	14	9	1	1	2	1	—	—	—	—
422310	Piece goods, notions & other dry goods whsle .	189	1 558	6 120	14	9	1	1	2	1	—	—	—	—
42233	Women's, children's, infants' clothing whsle .	(C)	(D)	(D)	3	—	1	1	—	—	1	—	—	—
4224	Grocery & related product whsle .....	673	4 947	22 273	43	22	7	7	2	4	1	—	—	—
42242	Packaged frozen food whsle .....	(C)	(D)	(D)	4	3	—	—	—	1	—	—	—	—
42244	Poultry & poultry product whsle .....	123	901	3 712	4	1	—	1	1	1	—	—	—	—
422440	Poultry & poultry product whsle .....	123	901	3 712	4	1	—	1	1	1	—	—	—	—
42248	Fresh fruit & vegetable whsle .....	173	1 218	6 419	8	4	1	1	—	2	—	—	—	—
422480	Fresh fruit & vegetable whsle .....	173	1 218	6 419	8	4	1	1	—	2	—	—	—	—
4226	Chemical & allied products whsle .....	170	1 657	6 653	17	9	2	3	2	1	—	—	—	—
42269	Other chemical & allied products whsle .	146	1 408	5 534	13	7	1	2	2	1	—	—	—	—
422690	Other chemical & allied products whsle .	146	1 408	5 534	13	7	1	2	2	1	—	—	—	—
4227	Petroleum & petroleum products whsle .....	190	2 555	11 546	7	4	1	—	—	2	—	—	—	—
42271	Petroleum bulk stations & terminals .....	(C)	(D)	(D)	4	2	—	—	—	2	—	—	—	—

See footnotes at end of table.

**Table 6. Counties—Employees, Payroll, and Establishments by Industry: 2002—Con.**

[Excludes most government employees, railroad employees, and self-employed persons. Size class 1 to 4 includes establishments with payroll, but no employees, during mid-March pay period. (D) denotes figures withheld to avoid disclosing data for individual companies; the data are included in broader industry totals. Detailed industries with 100 or more employees are shown if industry was not a (D). For explanation of terms, abbreviations, and data reliability/comparability, see introductory text]

NAICS code	Industry	Number of employees for week including March 12	Payroll (\$1,000)		Total number of establishments	Number of establishments by employment-size class										
			First quarter	Annual		1 to 4	5 to 9	10 to 19	20 to 49	50 to 99	100 to 249	250 to 499	500 to 999	1,000 or more		
<b>42</b>	<b>FORSYTH—Con.</b>															
	<b>Wholesale trade—Con.</b>															
422	Wholesale trade, nondurable goods—Con.															
4229	Miscellaneous nondurable goods whse . . . . .	166	1 076	4 955	28	16	5	5	2	—	—	—	—	—	—	—
<b>44-45</b>	<b>Retail trade . . . . .</b>	<b>21 054</b>	<b>105 242</b>	<b>437 028</b>	<b>1 463</b>	<b>640</b>	<b>376</b>	<b>223</b>	<b>138</b>	<b>56</b>	<b>24</b>	<b>5</b>	<b>1</b>			
441	Motor vehicle & parts dealers . . . . .	2 988	25 215	108 533	168	81	26	29	12	12	8	—	—	—	—	—
4411	Automobile dealers . . . . .	2 163	19 793	83 474	67	35	4	2	7	11	8	—	—	—	—	—
44111	New car dealers . . . . .	2 076	19 201	81 073	34	6	1	1	7	11	8	—	—	—	—	—
441110	New car dealers . . . . .	2 076	19 201	81 073	34	6	1	1	7	11	8	—	—	—	—	—
4412	Other motor vehicle dealers . . . . .	178	1 283	6 440	20	13	1	4	1	1	—	—	—	—	—	—
44122	Motorcycle & boat & other MV dealers . . . . .	(C)	(D)	(D)	17	11	1	4	1	—	—	—	—	—	—	—
4413	Automotive parts, accessories & tire stores . . . . .	647	4 139	18 619	81	33	21	23	4	—	—	—	—	—	—	—
44131	Automotive parts, accessories & tire stores . . . . .	318	1 628	7 153	49	24	9	15	1	—	—	—	—	—	—	—
441310	Automotive parts, accessories & tire stores . . . . .	318	1 628	7 153	49	24	9	15	1	—	—	—	—	—	—	—
44132	Tire dealers . . . . .	329	2 511	11 466	32	9	12	8	3	—	—	—	—	—	—	—
441320	Tire dealers . . . . .	329	2 511	11 466	32	9	12	8	3	—	—	—	—	—	—	—
442	Furniture & home furnishing stores . . . . .	781	4 166	17 500	101	48	24	20	9	—	—	—	—	—	—	—
4421	Furniture stores . . . . .	339	2 068	8 595	42	19	8	12	3	—	—	—	—	—	—	—
44211	Furniture stores . . . . .	339	2 068	8 595	42	19	8	12	3	—	—	—	—	—	—	—
442110	Furniture stores . . . . .	339	2 068	8 595	42	19	8	12	3	—	—	—	—	—	—	—
4422	Home furnishings stores . . . . .	442	2 098	8 905	59	29	16	8	6	—	—	—	—	—	—	—
44221	Floor covering stores . . . . .	163	1 103	4 796	24	10	10	3	1	—	—	—	—	—	—	—
442210	Floor covering stores . . . . .	163	1 103	4 796	24	10	10	3	1	—	—	—	—	—	—	—
44229	Other home furnishings stores . . . . .	279	995	4 109	35	19	6	5	5	—	—	—	—	—	—	—
442299	All other home furnishings stores . . . . .	271	963	3 979	30	14	6	5	5	—	—	—	—	—	—	—
443	Electronics & appliance stores . . . . .	434	2 276	9 133	53	31	15	4	1	1	1	—	—	—	—	—
4431	Electronics & appliance stores . . . . .	434	2 276	9 133	53	31	15	4	1	1	1	—	—	—	—	—
44311	Appliance, TV & all other electronics stores . . . . .	346	1 835	7 426	39	24	11	2	—	1	1	—	—	—	—	—
443112	Radio, television & other electronics stores . . . . .	300	1 595	6 205	28	16	9	1	—	1	1	—	—	—	—	—
444	Bldg material & garden equip & supp dealers . . . . .	1 651	10 156	44 727	103	43	25	15	13	3	4	—	—	—	—	—
4441	Building material & supplies dealers . . . . .	1 403	8 536	38 250	76	33	15	13	8	3	4	—	—	—	—	—
44411	Home centers . . . . .	(F)	(D)	(D)	6	2	—	—	—	—	4	—	—	—	—	—
44419	Other building material dealers . . . . .	617	4 801	21 581	48	18	11	9	7	3	—	—	—	—	—	—
444190	Other building material dealers . . . . .	617	4 801	21 581	48	18	11	9	7	3	—	—	—	—	—	—
4442	Lawn & garden equip & supplies stores . . . . .	248	1 620	6 477	27	10	10	2	5	—	—	—	—	—	—	—
44422	Nursery & garden centers . . . . .	205	1 390	5 468	22	9	7	2	4	—	—	—	—	—	—	—
444220	Nursery & garden centers . . . . .	205	1 390	5 468	22	9	7	2	4	—	—	—	—	—	—	—
445	Food & beverage stores . . . . .	3 218	13 161	53 542	152	68	31	5	18	29	1	—	—	—	—	—
4451	Grocery stores . . . . .	2 823	11 632	47 359	111	55	10	3	14	28	1	—	—	—	—	—
44511	Grocery (except convenience) stores . . . . .	2 748	11 397	46 271	76	25	5	3	14	28	1	—	—	—	—	—
445110	Grocery (except convenience) stores . . . . .	2 748	11 397	46 271	76	25	5	3	14	28	1	—	—	—	—	—
4452	Specialty food stores . . . . .	(E)	(D)	(D)	27	7	13	2	4	1	—	—	—	—	—	—
44529	Other specialty food stores . . . . .	232	930	3 844	18	5	8	2	2	1	—	—	—	—	—	—
445292	Confectionery & nut stores . . . . .	135	410	1 864	6	1	3	—	1	1	—	—	—	—	—	—
446	Health & personal care stores . . . . .	1 234	5 633	23 109	103	41	18	15	29	—	—	—	—	—	—	—
4461	Health & personal care stores . . . . .	1 234	5 633	23 109	103	41	18	15	29	—	—	—	—	—	—	—
44611	Pharmacies & drug stores . . . . .	908	4 133	17 277	47	8	1	13	25	—	—	—	—	—	—	—
446110	Pharmacies & drug stores . . . . .	908	4 133	17 277	47	8	1	13	25	—	—	—	—	—	—	—
44612	Cosmetics, beauty supplies & perfume stores . . . . .	117	378	1 510	18	9	6	1	2	—	—	—	—	—	—	—
446120	Cosmetics, beauty supplies & perfume stores . . . . .	117	378	1 510	18	9	6	1	2	—	—	—	—	—	—	—
44619	Other health & personal care stores . . . . .	113	581	2 192	21	14	6	—	1	—	—	—	—	—	—	—
447	Gasoline stations . . . . .	894	3 432	14 405	169	75	77	15	2	—	—	—	—	—	—	—
4471	Gasoline stations . . . . .	894	3 432	14 405	169	75	77	15	2	—	—	—	—	—	—	—
44711	Gasoline stations with convenience stores . . . . .	770	2 956	12 278	141	59	68	13	1	—	—	—	—	—	—	—
447110	Gasoline stations with convenience stores . . . . .	770	2 956	12 278	141	59	68	13	1	—	—	—	—	—	—	—
44719	Other gasoline stations . . . . .	124	476	2 127	28	16	9	2	1	—	—	—	—	—	—	—
447190	Other gasoline stations . . . . .	124	476	2 127	28	16	9	2	1	—	—	—	—	—	—	—
448	Clothing & clothing accessories stores . . . . .	2 262	7 366	30 352	212	64	65	55	26	2	—	—	—	—	—	—
4481	Clothing stores . . . . .	1 686	5 057	21 054	137	40	35	38	22	2	—	—	—	—	—	—
44811	Men's clothing stores . . . . .	139	686	2 591	19	5	9	5	—	—	—	—	—	—	—	—
448110	Men's clothing stores . . . . .	139	686	2 591	19	5	9	5	—	—	—	—	—	—	—	—
44812	Women's clothing stores . . . . .	504	1 511	6 209	50	12	15	18	5	—	—	—	—	—	—	—
448120	Women's clothing stores . . . . .	504	1 511	6 209	50	12	15	18	5	—	—	—	—	—	—	—
44813	Children's & infants' clothing stores . . . . .	117	267	1 059	9	3	2	2	2	—	—	—	—	—	—	—
448130	Children's & infants' clothing stores . . . . .	117	267	1 059	9	3	2	2	2	—	—	—	—	—	—	—
44814	Family clothing stores . . . . .	716	1 984	8 479	33	7	4	8	12	2	—	—	—	—	—	—
448140	Family clothing stores . . . . .	716	1 984	8 479	33	7	4	8	12	2	—	—	—	—	—	—
44819	Other clothing stores . . . . .	114	287	1 325	15	10	1	1	3	—	—	—	—	—	—	—
448190	Other clothing stores . . . . .	114	287	1 325	15	10	1	1	3	—	—	—	—	—	—	—
4482	Shoe stores . . . . .	355	869	3 359	37	9	12	13	3	—	—	—	—	—	—	—
44821	Shoe stores . . . . .	355	869	3 359	37	9	12	13	3	—	—	—	—	—	—	—
448210	Shoe stores . . . . .	355	869	3 359	37	9	12	13	3	—	—	—	—	—	—	—
4483	Jewelry, luggage & leather goods stores . . . . .	221	1 440	5 939	38	15	18	4	1	—	—	—	—	—	—	—
44831	Jewelry stores . . . . .	(C)	(D)	(D)	36	14	17	4	1	—	—	—	—	—	—	—

See footnotes at end of table.

**Table 6. Counties—Employees, Payroll, and Establishments by Industry: 2002—Con.**

[Excludes most government employees, railroad employees, and self-employed persons. Size class 1 to 4 includes establishments with payroll, but no employees, during mid-March pay period. (D) denotes figures withheld to avoid disclosing data for individual companies; the data are included in broader industry totals. Detailed industries with 100 or more employees are shown if industry was not a (D). For explanation of terms, abbreviations, and data reliability/comparability, see introductory text]

NAICS code	Industry	Number of employees for week including March 12	Payroll (\$1,000)		Total number of establishments	Number of establishments by employment-size class								
			First quarter	Annual		1 to 4	5 to 9	10 to 19	20 to 49	50 to 99	100 to 249	250 to 499	500 to 999	1,000 or more
<b>FORSYTH—Con.</b>														
<b>44-45 Retail trade—Con.</b>														
451	Sporting goods, hobby, book & music stores . . . . .	778	2 788	11 022	88	44	19	16	6	3	—	—	—	—
4511	Sporting goods, hobby, musical instrument stores . . . . .	513	2 009	7 862	60	30	11	12	6	1	—	—	—	—
45111	Sporting goods stores . . . . .	167	686	2 616	28	19	5	2	2	—	—	—	—	—
451110	Sporting goods stores . . . . .	167	686	2 616	28	19	5	2	2	—	—	—	—	—
45112	Hobby, toy & game stores . . . . .	183	680	2 718	15	5	3	5	1	1	—	—	—	—
451120	Hobby, toy & game stores . . . . .	183	680	2 718	15	5	3	5	1	1	—	—	—	—
45114	Musical instrument & supplies stores . . . . .	102	382	1 521	9	4	—	2	3	—	—	—	—	—
451140	Musical instrument & supplies stores . . . . .	102	382	1 521	9	4	—	2	3	—	—	—	—	—
4512	Book, periodical & music stores . . . . .	265	779	3 160	28	14	8	4	—	2	—	—	—	—
45121	Book stores & news dealers . . . . .	224	706	2 871	23	13	6	2	—	2	—	—	—	—
452	General merchandise stores . . . . .	4 213	16 500	65 323	63	9	20	11	5	5	8	5	—	—
4521	Department stores . . . . .	2 290	8 970	34 828	13	—	—	—	—	5	5	3	—	—
45211	Department stores . . . . .	2 290	8 970	34 828	13	—	—	—	—	5	5	3	—	—
452110	Department stores . . . . .	2 290	8 970	34 828	13	—	—	—	—	5	5	3	—	—
4529	Other general merchandise stores . . . . .	1 923	7 530	30 495	50	9	20	11	5	—	3	2	—	—
45291	Warehouse clubs & superstores . . . . .	1 484	6 104	24 619	5	—	—	—	—	—	3	2	—	—
452910	Warehouse clubs & superstores . . . . .	1 484	6 104	24 619	5	—	—	—	—	—	3	2	—	—
45299	All other general merchandise stores . . . . .	439	1 426	5 876	45	9	20	11	5	—	—	—	—	—
452990	All other general merchandise stores . . . . .	439	1 426	5 876	45	9	20	11	5	—	—	—	—	—
453	Miscellaneous store retailers . . . . .	1 537	7 406	32 602	188	102	41	29	15	—	1	—	—	—
4531	Florists . . . . .	176	682	2 664	25	14	5	4	2	—	—	—	—	—
45311	Florists . . . . .	176	682	2 664	25	14	5	4	2	—	—	—	—	—
453110	Florists . . . . .	176	682	2 664	25	14	5	4	2	—	—	—	—	—
4532	Office supplies, stationery & gift stores . . . . .	762	4 172	18 898	57	25	8	15	8	—	1	—	—	—
45321	Office supplies & stationery stores . . . . .	444	3 446	15 475	16	4	1	5	5	—	1	—	—	—
453210	Office supplies & stationery stores . . . . .	444	3 446	15 475	16	4	1	5	5	—	1	—	—	—
45322	Gift, novelty & souvenir stores . . . . .	318	726	3 423	41	21	7	10	3	—	—	—	—	—
453220	Gift, novelty & souvenir stores . . . . .	318	726	3 423	41	21	7	10	3	—	—	—	—	—
4533	Used merchandise stores . . . . .	168	559	2 208	24	13	5	5	1	—	—	—	—	—
45331	Used merchandise stores . . . . .	168	559	2 208	24	13	5	5	1	—	—	—	—	—
453310	Used merchandise stores . . . . .	168	559	2 208	24	13	5	5	1	—	—	—	—	—
4539	Other miscellaneous store retailers . . . . .	431	1 993	8 832	82	50	23	5	4	—	—	—	—	—
45399	All other miscellaneous store retailers . . . . .	225	777	3 529	45	33	7	3	2	—	—	—	—	—
453998	All other misc store retailers (exc tobacco) . . . . .	153	547	2 548	27	19	4	2	2	—	—	—	—	—
454	Nonstore retailers . . . . .	1 064	7 143	26 780	63	34	15	9	2	1	1	—	1	—
4541	Electronic shopping & mail-order houses . . . . .	760	5 074	18 291	18	9	5	1	1	—	1	—	1	—
45411	Electronic shopping & mail-order houses . . . . .	760	5 074	18 291	18	9	5	1	1	—	1	—	1	—
454110	Electronic shopping & mail-order houses . . . . .	760	5 074	18 291	18	9	5	1	1	—	1	—	1	—
4543	Direct selling establishments . . . . .	(C)	(D)	(D)	38	20	10	7	1	—	—	—	—	—
45439	Other direct selling establishments . . . . .	120	801	3 232	24	13	7	3	1	—	—	—	—	—
454390	Other direct selling establishments . . . . .	120	801	3 232	24	13	7	3	1	—	—	—	—	—
<b>48-49 Transportation &amp; warehousing . . . . .</b>														
481	Air transportation . . . . .	(G)	(D)	(D)	4	3	—	—	—	—	—	—	—	1
4811	Scheduled air transportation . . . . .	(G)	(D)	(D)	1	—	—	—	—	—	—	—	—	1
48111	Scheduled air transportation . . . . .	(G)	(D)	(D)	1	—	—	—	—	—	—	—	—	1
484	Truck transportation . . . . .	2 506	21 981	94 750	104	59	11	12	13	3	4	1	1	—
4841	General freight trucking . . . . .	1 776	15 231	63 944	61	35	6	8	7	2	1	1	1	—
48411	General freight trucking, local . . . . .	109	793	3 850	17	8	5	3	1	—	—	—	—	—
484110	General freight trucking, local . . . . .	109	793	3 850	17	8	5	3	1	—	—	—	—	—
48412	General freight trucking, long-distance . . . . .	1 667	14 438	60 094	44	27	1	5	6	2	1	1	1	—
484121	General freight trucking, long-distance, TL . . . . .	766	6 511	24 541	38	25	1	4	5	2	—	1	—	—
484122	General freight trucking, long-distance, LTL . . . . .	901	7 927	35 553	6	2	—	1	1	—	1	—	1	—
4842	Specialized freight trucking . . . . .	730	6 750	30 806	43	24	5	4	6	1	3	—	—	—
48422	Specialized freight (exc used) trucking, local . . . . .	302	2 586	11 855	30	20	3	4	2	—	1	—	—	—
484220	Specialized freight (exc used) trucking, local . . . . .	302	2 586	11 855	30	20	3	4	2	—	1	—	—	—
48423	Specialized freight (exc used) trucking, LDist . . . . .	342	3 578	16 456	7	1	—	—	3	—	2	—	—	—
484230	Specialized freight (exc used) trucking, LDist . . . . .	342	3 578	16 456	7	1	—	—	3	—	2	—	—	—
485	Transit & ground passenger transportation . . . . .	(C)	(D)	(D)	8	5	1	1	—	—	1	—	—	—
4851	Urban transit systems . . . . .	(C)	(D)	(D)	2	1	—	—	—	—	1	—	—	—
48511	Urban transit systems . . . . .	(C)	(D)	(D)	2	1	—	—	—	—	1	—	—	—
488	Transportation support activities . . . . .	637	6 675	26 425	31	21	5	1	3	—	—	1	—	—
4881	Air transportation support activities . . . . .	(E)	(D)	(D)	6	5	—	—	—	—	—	1	—	—
48811	Airport operations . . . . .	(E)	(D)	(D)	3	2	—	—	—	—	—	1	—	—
4885	Freight transportation arrangement . . . . .	152	1 433	6 923	17	11	2	1	3	—	—	—	—	—
48851	Freight transportation arrangement . . . . .	152	1 433	6 923	17	11	2	1	3	—	—	—	—	—
488510	Freight transportation arrangement . . . . .	152	1 433	6 923	17	11	2	1	3	—	—	—	—	—
492	Couriers & messengers . . . . .	319	1 287	5 967	12	8	—	1	1	1	1	—	—	—
4921	Couriers . . . . .	(E)	(D)	(D)	6	3	—	1	—	1	1	—	—	—
49211	Couriers . . . . .	(E)	(D)	(D)	6	3	—	1	—	1	1	—	—	—
493	Warehousing & storage . . . . .	(C)	(D)	(D)	13	7	2	2	2	—	—	—	—	—
4931	Warehousing & storage . . . . .	(C)	(D)	(D)	13	7	2	2	2	—	—	—	—	—

See footnotes at end of table.

**Table 6. Counties—Employees, Payroll, and Establishments by Industry: 2002—Con.**

[Excludes most government employees, railroad employees, and self-employed persons. Size class 1 to 4 includes establishments with payroll, but no employees, during mid-March pay period. (D) denotes figures withheld to avoid disclosing data for individual companies; the data are included in broader industry totals. Detailed industries with 100 or more employees are shown if industry was not a (D). For explanation of terms, abbreviations, and data reliability/comparability, see introductory text]

NAICS code	Industry	Number of employees for week including March 12	Payroll (\$1,000)		Total number of establishments	Number of establishments by employment-size class									
			First quarter	Annual		1 to 4	5 to 9	10 to 19	20 to 49	50 to 99	100 to 249	250 to 499	500 to 999	1,000 or more	
<b>FORSYTH—Con.</b>															
<b>51</b>	<b>Information</b>	<b>2 518</b>	<b>23 488</b>	<b>84 133</b>	<b>114</b>	<b>59</b>	<b>20</b>	<b>10</b>	<b>13</b>	<b>5</b>	<b>6</b>	<b>1</b>			
511	Publishing industries	689	5 455	22 065	24	15	3	2	2	1		1			
5111	Newspaper, periodical, book, database publishers	660	5 067	20 413	15	8	2	1	2	1		1			
51111	Newspaper publishers (F)		(D)	(D)	4		1	1	1			1			
51112	Periodical publishers (C)		(D)	(D)	8	6			1	1					
512	Motion picture & sound recording industries	174	406	1 684	18	12		4	1	1					
5121	Motion picture & video industries	169	356	1 524	14	8		4	1	1					
51213	Motion picture & video exhibition	146	259	1 118	5			3	1	1					
512131	Motion picture theaters (except drive-ins)	146	259	1 118	5			3	1	1					
513	Broadcasting & telecommunications	1 111	11 689	41 352	52	21	15	2	8	2	4				
5131	Radio & television broadcasting (C)		(D)	(D)	9	3	3		2		1				
51311	Radio broadcasting (C)		(D)	(D)	7	2	3		2						
51312	Television broadcasting (C)		(D)	(D)	2	1					1				
5132	Cable networks & program distribution (C)		(D)	(D)	3	1				1	1				
51322	Cable & other program distribution (C)		(D)	(D)	1						1				
5133	Telecommunications	708	8 360	27 369	40	17	12	2	6	1	2				
51331	Wired telecommunications carriers	595	7 321	23 523	25	12	4	2	4	1	2				
513310	Wired telecommunications carriers	595	7 321	23 523	25	12	4	2	4	1	2				
51332	Wireless telecom carriers (exc satellite) (C)		(D)	(D)	13	3	8		2						
514	Information & data processing services	544	5 938	19 032	20	11	2	2	2	1	2				
5141	Information services	250	1 838	6 566	8	5		1		1	1				
51419	Other information services	250	1 838	6 566	8	5		1		1	1				
5142	Data processing services	294	4 100	12 466	12	6	2	1	2		1				
51421	Data processing services	294	4 100	12 466	12	6	2	1	2		1				
514210	Data processing services	294	4 100	12 466	12	6	2	1	2		1				
<b>52</b>	<b>Finance &amp; insurance</b>	<b>14 383</b>	<b>213 963</b>	<b>844 834</b>	<b>623</b>	<b>355</b>	<b>116</b>	<b>61</b>	<b>58</b>	<b>10</b>	<b>11</b>	<b>6</b>	<b>4</b>	<b>2</b>	
522	Credit intermediation & related activities	9 033	128 819	546 922	286	109	84	36	38	4	8	3	3	1	
5221	Depository credit intermediation	8 007	114 978	494 018	157	31	59	22	28	3	7	3	3	1	
52211	Commercial banking	7 542	110 932	478 297	131	22	48	21	25	2	6	3	3	1	
522110	Commercial banking	7 542	110 932	478 297	131	22	48	21	25	2	6	3	3	1	
52212	Savings institutions (C)		(D)	(D)	12	4	7		1						
52213	Credit unions (E)		(D)	(D)	14	5	4	1	3		1				
5222	Nondepository credit intermediation	658	8 598	33 833	89	46	22	12	9						
52222	Sales financing (C)		(D)	(D)	15	7	3	2	3						
52229	Other nondepository credit intermediation	501	6 603	26 728	73	38	19	10	6						
522292	Real estate credit	365	4 804	21 021	44	23	8	7	6						
5223	Activities related to credit intermediation	368	5 243	19 071	40	32	3	2	1	1	1				
52239	Other credit intermediation activities	323	4 754	16 786	26	21	1	1	1	1	1				
522390	Other credit intermediation activities	323	4 754	16 786	26	21	1	1	1	1	1				
523	Security, commodity contracts & like activity	701	14 919	58 541	100	74	7	9	9	1					
5231	Secrty & comdty contracts intermed & brokerage	508	11 387	42 048	45	28	3	6	7	1					
52312	Securities brokerage	468	10 914	40 194	36	22	2	4	7	1					
523120	Securities brokerage	468	10 914	40 194	36	22	2	4	7	1					
5239	Other financial investment activities	193	3 532	16 493	55	46	4	3	2						
524	Insurance carriers & related activities	4 632	70 138	238 852	233	170	24	15	11	5	3	3	1	1	
5241	Insurance carriers	3 026	51 604	158 755	38	15	6	4	5	2	2	3		1	
52411	Direct life, health, medical insurance carriers (G)		(D)	(D)	17	5	2	3	3	1	1	2			
524114	Direct health & medical insurance carriers	920	9 273	34 095	6	1	1		1		1	2			
52412	Other direct insurance carriers	1 926	40 843	119 276	20	9	4	1	2	1	1	1		1	
524126	Direct property & casualty insurance carriers	1 910	40 692	118 774	17	8	2	1	2	1	1	1		1	
5242	Agencies & other insurance related activities	1 606	18 534	80 097	195	155	18	11	6	3	1		1		
52421	Insurance agencies & brokerages	1 266	13 549	62 797	175	143	16	9	6				1		
524210	Insurance agencies & brokerages	1 266	13 549	62 797	175	143	16	9	6				1		
52429	Other insurance related activities	340	4 985	17 300	20	12	2	2		3	1				
524292	Insurance & pension funds, third party admin	314	4 845	15 682	9	3		2		3	1				
<b>53</b>	<b>Real estate &amp; rental &amp; leasing</b>	<b>2 466</b>	<b>16 009</b>	<b>66 163</b>	<b>385</b>	<b>261</b>	<b>74</b>	<b>31</b>	<b>14</b>	<b>3</b>	<b>1</b>	<b>1</b>			
531	Real estate	1 890	12 302	52 030	313	233	48	16	12	2	1	1			
5311	Lessors of real estate	433	2 778	11 817	114	86	19	5	4						
53111	Lessors of residential buildings & dwellings	233	1 398	5 749	54	37	14	1	2						
531110	Lessors of residential buildings & dwellings	233	1 398	5 749	54	37	14	1	2						
53112	Lessors of nonres bldg (exc miniwarehouses)	136	1 198	5 298	33	25	3	3	2						
531120	Lessors of nonres bldg (exc miniwarehouses)	136	1 198	5 298	33	25	3	3	2						
5312	Offices of real estate agents & brokers	318	2 916	13 844	84	68	6	5	5						
53121	Offices of real estate agents & brokers	318	2 916	13 844	84	68	6	5	5						
531210	Offices of real estate agents & brokers	318	2 916	13 844	84	68	6	5	5						
5313	Activities related to real estate	1 139	6 608	26 369	115	79	23	6	3	2	1	1			
53131	Real estate property managers	1 028	5 349	20 696	74	45	19	3	3	2	1	1			
531311	Residential property managers	951	4 699	17 863	64	39	16	3	2	2	1	1			
532	Rental & leasing services (F)		(D)	(D)	71	27	26	15	2	1					
5321	Automotive equipment rental & leasing	182	1 753	6 093	17	8	6	1	1	1					
53212	Truck, utility trailer & RV rental & leasing	155	1 622	5 542	10	4	3	1	1	1					
532120	Truck, utility trailer & RV rental & leasing	155	1 622	5 542	10	4	3	1	1	1					
5322	Consumer goods rental	260	969	3 917	36	13	13	10							
53223	Video tape & disc rental	205	594	2 357	23	6	8	9							
532230	Video tape & disc rental	205	594	2 357	23	6	8	9							

See footnotes at end of table.

**Table 6. Counties—Employees, Payroll, and Establishments by Industry: 2002—Con.**

[Excludes most government employees, railroad employees, and self-employed persons. Size class 1 to 4 includes establishments with payroll, but no employees, during mid-March pay period. (D) denotes figures withheld to avoid disclosing data for individual companies; the data are included in broader industry totals. Detailed industries with 100 or more employees are shown if industry was not a (D). For explanation of terms, abbreviations, and data reliability/comparability, see introductory text]

NAICS code	Industry	Number of employees for week including March 12	Payroll (\$1,000)		Total number of establishments	Number of establishments by employment-size class								
			First quarter	Annual		1 to 4	5 to 9	10 to 19	20 to 49	50 to 99	100 to 249	250 to 499	500 to 999	1,000 or more
<b>FORSYTH—Con.</b>														
<b>54</b>	<b>Professional, scientific &amp; technical services</b>	<b>6 976</b>	<b>67 960</b>	<b>297 670</b>	<b>966</b>	<b>647</b>	<b>152</b>	<b>92</b>	<b>59</b>	<b>9</b>	<b>6</b>	<b>1</b>	—	—
541	Professional, scientific & technical services	6 976	67 960	297 670	966	647	152	92	59	9	6	1	—	—
5411	Legal services	1 506	16 170	72 322	192	131	32	18	7	2	1	1	—	—
54111	Offices of lawyers	1 472	15 718	70 689	187	128	31	18	6	2	1	1	—	—
541110	Offices of lawyers	1 472	15 718	70 689	187	128	31	18	6	2	1	1	—	—
5412	Accounting, tax prep, bookkeep, payroll services	1 306	8 627	36 409	131	72	23	17	16	2	1	—	—	—
54121	Accounting, tax prep, bookkeep, payroll services	1 306	8 627	36 409	131	72	23	17	16	2	1	—	—	—
541211	Offices of certified public accountants	390	3 204	14 347	60	31	16	9	4	—	—	—	—	—
541213	Tax preparation services	370	807	1 785	29	10	4	6	9	—	—	—	—	—
541219	Other accounting services	447	4 168	18 312	38	31	2	—	3	1	1	—	—	—
5413	Architectural, engineering & related services	803	7 774	35 404	116	66	31	9	9	1	—	—	—	—
54131	Architectural services	255	3 004	14 318	32	16	12	1	2	1	—	—	—	—
541310	Architectural services	255	3 004	14 318	32	16	12	1	2	1	—	—	—	—
54133	Engineering services	302	3 193	13 676	36	18	9	4	5	—	—	—	—	—
541330	Engineering services	302	3 193	13 676	36	18	9	4	5	—	—	—	—	—
5414	Specialized design services	249	2 207	9 884	67	51	9	6	1	—	—	—	—	—
54143	Graphic design services	134	1 536	6 980	29	19	5	4	1	—	—	—	—	—
541430	Graphic design services	134	1 536	6 980	29	19	5	4	1	—	—	—	—	—
5415	Computer systems design & related services	924	13 419	48 210	153	120	13	11	7	—	2	—	—	—
54151	Computer systems design & related services	924	13 419	48 210	153	120	13	11	7	—	2	—	—	—
541511	Custom computer programming services	618	7 950	29 638	74	60	4	5	3	—	2	—	—	—
541512	Computer systems design services	259	4 766	15 420	61	45	8	5	3	—	—	—	—	—
5416	Management, sci & tech consulting services	773	7 247	32 831	141	111	17	7	4	1	1	—	—	—
54161	Management consulting services	675	6 571	28 445	118	95	13	5	3	1	1	—	—	—
541611	Admin & gen management consulting services	351	3 146	14 023	52	43	6	1	1	—	1	—	—	—
541613	Marketing consulting services	184	1 979	8 656	37	26	6	3	2	—	—	—	—	—
5417	Scientific R&D services	161	2 441	11 950	16	8	5	1	1	1	—	—	—	—
54171	R&D in physical, engineering & life sciences	149	2 316	11 381	13	6	4	1	1	1	—	—	—	—
541710	R&D in physical, engineering & life sciences	149	2 316	11 381	13	6	4	1	1	1	—	—	—	—
5418	Advertising & related services	489	5 504	30 635	53	34	6	7	4	1	1	—	—	—
54181	Advertising agencies	257	3 328	15 796	21	15	1	1	2	1	1	—	—	—
541810	Advertising agencies	257	3 328	15 796	21	15	1	1	2	1	1	—	—	—
54189	Other services related to advertising	107	1 151	10 356	19	12	4	2	1	—	—	—	—	—
541890	Other services related to advertising	107	1 151	10 356	19	12	4	2	1	—	—	—	—	—
5419	Oth professional, scientific, technical services	765	4 571	20 025	97	54	16	16	10	1	—	—	—	—
54191	Marketing research & public opinion polling	199	1 733	7 481	12	6	2	—	3	1	—	—	—	—
541910	Marketing research & public opinion polling	199	1 733	7 481	12	6	2	—	3	1	—	—	—	—
54192	Photographic services	(C)	(D)	(D)	29	21	4	3	1	—	—	—	—	—
541921	Photography studios, portrait	108	617	2 668	19	14	3	1	1	—	—	—	—	—
54194	Veterinary services	337	1 515	6 587	25	2	7	10	6	—	—	—	—	—
541940	Veterinary services	337	1 515	6 587	25	2	7	10	6	—	—	—	—	—
<b>55</b>	<b>Management of companies &amp; enterprises</b>	<b>8 765</b>	<b>162 148</b>	<b>552 073</b>	<b>75</b>	<b>29</b>	<b>10</b>	<b>8</b>	<b>6</b>	<b>7</b>	<b>11</b>	<b>2</b>	<b>1</b>	<b>1</b>
551	Management of companies & enterprises	8 765	162 148	552 073	75	29	10	8	6	7	11	2	1	1
5511	Management of companies & enterprises	8 765	162 148	552 073	75	29	10	8	6	7	11	2	1	1
55111	Management of companies & enterprises	8 765	162 148	552 073	75	29	10	8	6	7	11	2	1	1
551114	Corp, subsidiary & regional managing offices	8 297	142 207	494 116	62	23	9	7	5	4	10	2	1	1
<b>56</b>	<b>Admin, support, waste mgt, remediation services</b>	<b>12 329</b>	<b>56 118</b>	<b>230 894</b>	<b>464</b>	<b>256</b>	<b>64</b>	<b>50</b>	<b>49</b>	<b>18</b>	<b>20</b>	<b>3</b>	<b>2</b>	<b>2</b>
561	Administrative & support services	12 062	54 058	222 847	444	249	60	44	47	17	20	3	2	2
5611	Office administrative services	685	6 221	21 025	25	13	2	1	8	—	—	1	—	—
56111	Office administrative services	685	6 221	21 025	25	13	2	1	8	—	—	1	—	—
561110	Office administrative services	685	6 221	21 025	25	13	2	1	8	—	—	1	—	—
5613	Employment services	6 198	20 628	87 837	56	12	4	6	12	8	11	—	1	2
56131	Employment placement agencies	(E)	(D)	(D)	15	5	—	5	2	1	2	—	—	—
56132	Temporary help services	5 663	17 688	75 016	38	6	3	1	9	7	9	—	1	2
561320	Temporary help services	5 663	17 688	75 016	38	6	3	1	9	7	9	—	1	2
5614	Business support services	269	2 194	10 026	35	17	8	8	2	—	—	—	—	—
5615	Travel arrangement & reservation services	(C)	(D)	(D)	23	15	5	1	2	—	—	—	—	—
5616	Investigation & security services	903	4 296	20 169	30	13	6	1	3	3	4	—	—	—
56161	Investigation, guard & armored car services	737	3 164	14 018	17	7	1	1	2	2	4	—	—	—
561612	Security guards & patrol services	554	2 046	8 637	7	—	—	—	1	2	3	—	—	—
56162	Security systems services	166	1 132	6 151	13	6	5	—	1	1	—	—	—	—
561621	Security systems services (except locksmiths)	155	1 062	5 903	10	4	4	—	1	1	—	—	—	—
5617	Services to buildings & dwellings	2 343	8 003	35 609	223	156	27	24	12	1	1	1	1	—
56171	Exterminating & pest control services	173	1 115	5 094	16	6	4	5	—	1	—	—	—	—
561710	Exterminating & pest control services	173	1 115	5 094	16	6	4	5	—	1	—	—	—	—
56172	Janitorial services	1 668	4 741	19 783	84	53	13	7	8	—	1	1	1	—
561720	Janitorial services	1 668	4 741	19 783	84	53	13	7	8	—	1	1	1	—
56173	Landscaping services	423	1 828	9 297	104	82	8	11	3	—	—	—	—	—
561730	Landscaping services	423	1 828	9 297	104	82	8	11	3	—	—	—	—	—
5619	Other support services	1 436	10 737	40 171	49	22	8	3	7	4	4	1	—	—
56191	Packaging & labeling services	237	2 031	7 758	7	1	1	2	2	—	1	—	—	—
561910	Packaging & labeling services	237	2 031	7 758	7	1	1	2	2	—	1	—	—	—
56192	Convention & trade show organizers	117	1 273	5 137	8	6	1	—	—	—	1	—	—	—
561920	Convention & trade show organizers	117	1 273	5 137	8	6	1	—	—	—	1	—	—	—
56199	All other support services	1 082	7 433	27 276	34	15	6	1	5	4	2	1	—	—
561990	All other support services	1 082	7 433	27 276	34	15	6	1	5	4	2	1	—	—

See footnotes at end of table.

**Table 6. Counties—Employees, Payroll, and Establishments by Industry: 2002—Con.**

[Excludes most government employees, railroad employees, and self-employed persons. Size class 1 to 4 includes establishments with payroll, but no employees, during mid-March pay period. (D) denotes figures withheld to avoid disclosing data for individual companies; the data are included in broader industry totals. Detailed industries with 100 or more employees are shown if industry was not a (D). For explanation of terms, abbreviations, and data reliability/comparability, see introductory text]

NAICS code	Industry	Number of employees for week including March 12	Payroll (\$1,000)		Total number of establishments	Number of establishments by employment-size class								
			First quarter	Annual		1 to 4	5 to 9	10 to 19	20 to 49	50 to 99	100 to 249	250 to 499	500 to 999	1,000 or more
<b>FORSYTH—Con.</b>														
<b>56</b>	<b>Admin, support, waste mgt, remediation services—Con.</b>													
562	Waste management & remediation services .....	267	2 060	8 047	20	7	4	6	2	1	—	—	—	—
5621	Waste collection .....	160	1 456	5 278	8	3	1	2	1	1	—	—	—	—
56211	Waste collection .....	160	1 456	5 278	8	3	1	2	1	1	—	—	—	—
<b>61</b>	<b>Educational services .....</b>	<b>7 881</b>	<b>88 656</b>	<b>372 839</b>	<b>87</b>	<b>32</b>	<b>18</b>	<b>13</b>	<b>13</b>	<b>5</b>	<b>3</b>	<b>—</b>	<b>1</b>	<b>2</b>
611	Educational services .....	7 881	88 656	372 839	87	32	18	13	13	5	3	—	1	2
6111	Elementary & secondary schools .....	(G)	(D)	(D)	28	5	3	7	6	5	2	—	—	—
61111	Elementary & secondary schools .....	(G)	(D)	(D)	28	5	3	7	6	5	2	—	—	—
6113	Colleges, universities & professional schools ...	(I)	(D)	(D)	4	—	—	—	—	—	1	—	1	2
61131	Colleges, universities & professional schools .	(I)	(D)	(D)	4	—	—	—	—	—	1	—	1	2
6116	Other schools & instruction .....	(E)	(D)	(D)	37	17	8	5	7	—	—	—	—	—
61161	Fine arts schools .....	(C)	(D)	(D)	17	8	4	2	3	—	—	—	—	—
61162	Sports & recreation instruction .....	(C)	(D)	(D)	13	7	3	1	2	—	—	—	—	—
<b>62</b>	<b>Health care and social assistance .....</b>	<b>24 789</b>	<b>218 286</b>	<b>885 532</b>	<b>706</b>	<b>278</b>	<b>160</b>	<b>108</b>	<b>94</b>	<b>34</b>	<b>24</b>	<b>5</b>	<b>1</b>	<b>2</b>
621	Ambulatory health care services .....	6 704	70 359	310 627	476	211	119	68	48	19	10	—	1	—
6211	Offices of physicians .....	2 609	40 025	174 881	178	76	42	29	23	5	2	—	1	—
62111	Offices of physicians .....	2 609	40 025	174 881	178	76	42	29	23	5	2	—	1	—
621111	Offices of physicians (exc mental health) ...	2 534	39 342	171 952	155	59	37	28	23	5	2	—	1	—
6212	Offices of dentists .....	1 027	10 532	51 507	107	35	45	19	6	1	1	—	—	—
62121	Offices of dentists .....	1 027	10 532	51 507	107	35	45	19	6	1	1	—	—	—
621210	Offices of dentists .....	1 027	10 532	51 507	107	35	45	19	6	1	1	—	—	—
6213	Offices of other health practitioners .....	615	4 131	18 143	104	70	23	8	1	1	1	—	—	—
62132	Offices of optometrists .....	134	997	4 534	29	18	7	4	—	—	—	—	—	—
621320	Offices of optometrists .....	134	997	4 534	29	18	7	4	—	—	—	—	—	—
62134	Offices of PT, OT, speech therapy & audiology .....	131	1 227	4 827	13	8	1	3	—	1	—	—	—	—
621340	Offices of PT, OT, speech therapy & audiology .....	131	1 227	4 827	13	8	1	3	—	1	—	—	—	—
62139	Offices of all other health practitioners .....	235	1 315	6 341	26	16	8	1	—	—	1	—	—	—
621399	Offices of all other health practitioners .....	173	711	3 278	14	10	3	—	—	—	1	—	—	—
6214	Outpatient care centers .....	466	3 844	17 139	21	10	2	2	5	—	2	—	—	—
62149	Other outpatient care centers .....	421	3 655	16 222	15	6	2	1	4	—	2	—	—	—
6215	Medical & diagnostic laboratories .....	353	2 925	11 953	17	8	1	4	1	3	—	—	—	—
62151	Medical & diagnostic laboratories .....	353	2 925	11 953	17	8	1	4	1	3	—	—	—	—
621511	Medical laboratories .....	287	2 344	9 325	11	5	1	2	—	3	—	—	—	—
6216	Home health care services .....	1 355	7 108	28 844	36	7	4	3	11	8	3	—	—	—
62161	Home health care services .....	1 355	7 108	28 844	36	7	4	3	11	8	3	—	—	—
621610	Home health care services .....	1 355	7 108	28 844	36	7	4	3	11	8	3	—	—	—
6219	Other ambulatory health care services .....	279	1 794	8 160	13	5	2	3	1	1	1	—	—	—
62199	All other ambulatory health care services .....	186	1 329	6 126	6	1	2	1	1	—	1	—	—	—
622	Hospitals .....	11 654	117 298	450 753	5	—	—	—	—	—	1	2	—	2
6221	General medical & surgical hospitals .....	(J)	(D)	(D)	3	—	—	—	—	—	1	—	—	2
62211	General medical & surgical hospitals .....	(J)	(D)	(D)	3	—	—	—	—	—	1	—	—	2
6222	Psychiatric & substance abuse hospitals .....	(E)	(D)	(D)	1	—	—	—	—	—	—	1	—	—
62221	Psychiatric & substance abuse hospitals .....	(E)	(D)	(D)	1	—	—	—	—	—	—	1	—	—
6223	Other specialty hospitals .....	(E)	(D)	(D)	1	—	—	—	—	—	—	1	—	—
62231	Other specialty hospitals .....	(E)	(D)	(D)	1	—	—	—	—	—	—	1	—	—
623	Nursing & residential care facilities .....	4 304	20 995	85 586	71	11	12	6	16	12	11	3	—	—
6231	Nursing care facilities .....	2 231	11 390	47 155	18	—	1	1	4	3	7	2	—	—
62311	Nursing care facilities .....	2 231	11 390	47 155	18	—	1	1	4	3	7	2	—	—
623110	Nursing care facilities .....	2 231	11 390	47 155	18	—	1	1	4	3	7	2	—	—
6232	Residential mental retardation, health facil .....	293	1 407	5 628	13	3	4	2	2	1	1	—	—	—
62321	Residential mental retardation facilities .....	242	1 076	4 462	9	3	2	1	1	1	1	—	—	—
623210	Residential mental retardation facilities .....	242	1 076	4 462	9	3	2	1	1	1	1	—	—	—
6233	Community care facilities for the elderly .....	1 530	6 887	27 234	30	5	3	3	8	8	2	1	—	—
62331	Community care facilities for the elderly .....	1 530	6 887	27 234	30	5	3	3	8	8	2	1	—	—
623311	Continuing care retirement communities ...	775	3 869	15 980	7	—	1	—	3	—	2	1	—	—
623312	Homes for the elderly .....	755	3 018	11 254	23	5	2	3	5	8	—	—	—	—
6239	Other residential care facilities .....	250	1 311	5 569	10	3	4	—	2	—	1	—	—	—
62399	Other residential care facilities .....	250	1 311	5 569	10	3	4	—	2	—	1	—	—	—
623990	Other residential care facilities .....	250	1 311	5 569	10	3	4	—	2	—	1	—	—	—
624	Social assistance .....	2 127	9 634	38 566	154	56	29	34	30	3	2	—	—	—
6241	Individual & family services .....	734	4 376	18 130	47	19	7	8	11	2	—	—	—	—
62411	Child & youth services .....	270	1 727	7 867	11	4	2	1	2	2	—	—	—	—
624110	Child & youth services .....	270	1 727	7 867	11	4	2	1	2	2	—	—	—	—
62412	Services for elderly & disabled persons .....	155	745	3 225	11	4	2	2	3	—	—	—	—	—
624120	Services for elderly & disabled persons .....	155	745	3 225	11	4	2	2	3	—	—	—	—	—
62419	Other individual & family services .....	309	1 904	7 038	25	11	3	5	6	—	—	—	—	—
624190	Other individual & family services .....	309	1 904	7 038	25	11	3	5	6	—	—	—	—	—
6242	Community, emergency & other relief services ..	(C)	(D)	(D)	12	5	1	4	1	1	—	—	—	—
6243	Vocational rehabilitation services .....	(C)	(D)	(D)	3	1	—	—	—	—	2	—	—	—
62431	Vocational rehabilitation services .....	(C)	(D)	(D)	3	1	—	—	—	—	2	—	—	—
6244	Child day care services .....	1 019	2 991	12 515	92	31	21	22	18	—	—	—	—	—
62441	Child day care services .....	1 019	2 991	12 515	92	31	21	22	18	—	—	—	—	—
624410	Child day care services .....	1 019	2 991	12 515	92	31	21	22	18	—	—	—	—	—

See footnotes at end of table.

**Table 6. Counties—Employees, Payroll, and Establishments by Industry: 2002—Con.**

[Excludes most government employees, railroad employees, and self-employed persons. Size class 1 to 4 includes establishments with payroll, but no employees, during mid-March pay period. (D) denotes figures withheld to avoid disclosing data for individual companies; the data are included in broader industry totals. Detailed industries with 100 or more employees are shown if industry was not a (D). For explanation of terms, abbreviations, and data reliability/comparability, see introductory text]

NAICS code	Industry	Number of employees for week including March 12	Payroll (\$1,000)		Total number of establishments	Number of establishments by employment-size class									
			First quarter	Annual		1 to 4	5 to 9	10 to 19	20 to 49	50 to 99	100 to 249	250 to 499	500 to 999	1,000 or more	
<b>FORSYTH—Con.</b>															
<b>71</b>	<b>Arts, entertainment &amp; recreation</b>	<b>1 618</b>	<b>5 465</b>	<b>24 657</b>	<b>128</b>	<b>70</b>	<b>20</b>	<b>14</b>	<b>19</b>	<b>2</b>	<b>3</b>	—	—	—	
711	Performing arts, spectator sports & related industries	325	1 065	5 744	32	22	3	5	1	—	1	—	—	—	
7111	Performing arts companies	227	313	1 419	9	5	1	2	—	—	1	—	—	—	
71113	Musical groups & artists	209	223	1 019	5	2	1	1	—	—	1	—	—	—	
711130	Musical groups & artists	209	223	1 019	5	2	1	1	—	—	1	—	—	—	
712	Museums, historical sites & like institutions	279	1 170	4 985	9	4	—	2	1	1	1	—	—	—	
7121	Museums, historical sites & like institutions	279	1 170	4 985	9	4	—	2	1	1	1	—	—	—	
71211	Museums	(E)	(D)	(D)	8	3	—	2	1	1	1	—	—	—	
713	Amusement, gambling & recreation industries	1 014	3 230	13 928	87	44	17	7	17	1	1	—	—	—	
7139	Other amusement & recreation industries	995	3 152	13 594	83	42	15	7	17	1	1	—	—	—	
71391	Golf courses & country clubs	430	1 496	6 746	15	3	1	2	8	—	1	—	—	—	
713910	Golf courses & country clubs	430	1 496	6 746	15	3	1	2	8	—	1	—	—	—	
71394	Fitness & recreational sports centers	376	1 129	4 831	38	21	6	4	6	1	—	—	—	—	
713940	Fitness & recreational sports centers	376	1 129	4 831	38	21	6	4	6	1	—	—	—	—	
71395	Bowling centers	129	353	1 293	8	2	2	1	3	—	—	—	—	—	
713950	Bowling centers	129	353	1 293	8	2	2	1	3	—	—	—	—	—	
<b>72</b>	<b>Accommodation &amp; food services</b>	<b>12 770</b>	<b>34 895</b>	<b>147 298</b>	<b>625</b>	<b>136</b>	<b>109</b>	<b>156</b>	<b>168</b>	<b>44</b>	<b>12</b>	—	—	—	
721	Accommodation	1 315	4 698	20 263	47	7	5	9	20	4	2	—	—	—	
7211	Traveler accommodation	1 315	4 698	20 263	47	7	5	9	20	4	2	—	—	—	
72111	Hotels (exc casino hotels) & motels	1 226	4 453	19 272	42	6	4	8	18	4	2	—	—	—	
721110	Hotels (exc casino hotels) & motels	1 226	4 453	19 272	42	6	4	8	18	4	2	—	—	—	
722	Food services & drinking places	11 455	30 197	127 035	578	129	104	147	148	40	10	—	—	—	
7221	Full-service restaurants	5 314	15 197	62 765	256	47	52	67	63	23	4	—	—	—	
72211	Full-service restaurants	5 314	15 197	62 765	256	47	52	67	63	23	4	—	—	—	
722110	Full-service restaurants	5 314	15 197	62 765	256	47	52	67	63	23	4	—	—	—	
7222	Limited-service eating places	5 011	12 374	53 473	252	51	37	67	80	13	4	—	—	—	
72221	Limited-service eating places	5 011	12 374	53 473	252	51	37	67	80	13	4	—	—	—	
722211	Limited-service restaurants	4 446	10 630	45 408	219	41	26	60	78	12	2	—	—	—	
722212	Cafeterias	370	1 237	5 961	8	2	2	1	—	1	2	—	—	—	
722213	Snack & nonalcoholic beverage bars	195	507	2 104	25	8	9	6	2	—	—	—	—	—	
7223	Special food services	884	1 931	8 024	37	14	6	8	4	3	2	—	—	—	
72231	Food service contractors	804	1 778	7 257	28	8	6	7	2	3	2	—	—	—	
722310	Food service contractors	804	1 778	7 257	28	8	6	7	2	3	2	—	—	—	
7224	Drinking places (alcoholic beverages)	246	695	2 773	33	17	9	5	1	1	—	—	—	—	
72241	Drinking places (alcoholic beverages)	246	695	2 773	33	17	9	5	1	1	—	—	—	—	
722410	Drinking places (alcoholic beverages)	246	695	2 773	33	17	9	5	1	1	—	—	—	—	
<b>81</b>	<b>Other services (except public administration)</b>	<b>8 381</b>	<b>35 178</b>	<b>148 225</b>	<b>914</b>	<b>529</b>	<b>197</b>	<b>110</b>	<b>52</b>	<b>15</b>	<b>10</b>	—	<b>1</b>	—	
811	Repair & maintenance	1 503	9 758	41 028	267	172	59	26	6	3	1	—	—	—	
8111	Automotive repair & maintenance	958	5 709	22 828	187	118	46	18	4	—	1	—	—	—	
81111	Automotive mechanical & electrical R&M	359	2 209	8 977	104	76	22	6	—	—	—	—	—	—	
811111	General automotive repair	276	1 638	6 634	77	54	18	5	—	—	—	—	—	—	
811112	Automotive body, paint, interior & glass repair	325	2 489	9 913	48	29	11	6	1	—	1	—	—	—	
811121	Automotive body, paint & interior R&M	271	2 059	8 171	40	24	9	6	—	—	1	—	—	—	
81119	Other automotive R&M	274	1 011	3 938	35	13	6	3	—	—	—	—	—	—	
811191	Automotive oil change & lubrication shops	102	517	2 006	14	—	11	3	—	—	—	—	—	—	
8112	Electronic & precision equipment R&M	169	1 201	5 576	12	7	1	2	—	2	—	—	—	—	
81121	Electronic & precision equipment R&M	169	1 201	5 576	12	7	1	2	—	2	—	—	—	—	
8113	Commercial equipment (exc auto & elec) R&M	222	2 052	9 427	29	17	7	3	1	1	—	—	—	—	
81131	Commercial equipment (exc auto & elec) R&M	222	2 052	9 427	29	17	7	3	1	1	—	—	—	—	
811310	Commercial equipment (exc auto & elec) R&M	222	2 052	9 427	29	17	7	3	1	1	—	—	—	—	
8114	Personal & household goods R&M	154	796	3 197	39	30	5	3	1	—	—	—	—	—	
812	Personal & laundry services	1 933	7 945	33 921	252	144	47	43	14	1	3	—	—	—	
8121	Personal care services	648	2 528	11 149	117	73	21	16	7	—	—	—	—	—	
81211	Hair, nail & skin care services	520	2 177	9 665	100	67	14	14	5	—	—	—	—	—	
812112	Beauty salons	497	2 107	9 368	90	58	13	14	5	—	—	—	—	—	
81219	Other personal care services	128	351	1 484	17	6	7	2	2	—	—	—	—	—	
8122	Death care services	202	1 286	5 335	24	8	7	7	2	—	—	—	—	—	
81221	Funeral homes	132	985	4 055	14	5	3	4	2	—	—	—	—	—	
812210	Funeral homes	132	985	4 055	14	5	3	4	2	—	—	—	—	—	
8123	Drycleaning & laundry services	737	2 914	11 696	55	23	11	16	2	1	2	—	—	—	
81232	Drycleaning & laundry services (exc coin-op)	340	1 040	4 767	38	11	10	15	2	—	—	—	—	—	
812320	Drycleaning & laundry services (exc coin-op)	340	1 040	4 767	38	11	10	15	2	—	—	—	—	—	
81233	Linen & uniform supply	321	1 731	6 293	5	1	1	1	—	—	2	—	—	—	
8129	Other personal services	346	1 217	5 741	56	40	8	4	3	—	1	—	—	—	
81299	All other personal services	196	668	3 362	28	22	3	1	1	—	1	—	—	—	
812990	All other personal services	196	668	3 362	28	22	3	1	1	—	1	—	—	—	
813	Religious, grantmaking, civic, prof & like organizations	4 945	17 475	73 276	395	213	91	41	32	11	6	—	1	—	
8131	Religious organizations	3 443	12 084	50 309	273	132	71	33	27	7	2	—	1	—	
81311	Religious organizations	3 443	12 084	50 309	273	132	71	33	27	7	2	—	1	—	
813110	Religious organizations	3 443	12 084	50 309	273	132	71	33	27	7	2	—	1	—	
8132	Grantmaking & giving services	126	1 444	5 758	21	14	2	3	2	—	—	—	—	—	
81321	Grantmaking & giving services	126	1 444	5 758	21	14	2	3	2	—	—	—	—	—	
8134	Civic & social organizations	1 120	2 346	10 370	41	27	3	2	1	4	4	—	—	—	
81341	Civic & social organizations	1 120	2 346	10 370	41	27	3	2	1	4	4	—	—	—	
813410	Civic & social organizations	1 120	2 346	10 370	41	27	3	2	1	4	4	—	—	—	

See footnotes at end of table.



**Table 6. Counties—Employees, Payroll, and Establishments by Industry: 2002—Con.**

[Excludes most government employees, railroad employees, and self-employed persons. Size class 1 to 4 includes establishments with payroll, but no employees, during mid-March pay period. (D) denotes figures withheld to avoid disclosing data for individual companies; the data are included in broader industry totals. Detailed industries with 100 or more employees are shown if industry was not a (D). For explanation of terms, abbreviations, and data reliability/comparability, see introductory text]

NAICS code	Industry	Number of employees for week including March 12	Payroll (\$1,000)		Total number of establishments	Number of establishments by employment-size class								
			First quarter	Annual		1 to 4	5 to 9	10 to 19	20 to 49	50 to 99	100 to 249	250 to 499	500 to 999	1,000 or more
<b>FORSYTH—Con.</b>														
<b>81</b>	<b>Other services (except public administration)—Con.</b>													
813	Religious, grantmaking, civic, prof & like organizations—Con.													
8139	Business, labor, political, like organizations . . . .	214	1 313	5 629	45	29	11	3	2	—	—	—	—	—
<b>95</b>	<b>Auxiliaries (exc corporate, subsidiary &amp; regional mgmt) . . . . .</b>	<b>1 813</b>	<b>16 459</b>	<b>68 014</b>	<b>18</b>	<b>3</b>	<b>3</b>	<b>2</b>	<b>—</b>	<b>4</b>	<b>3</b>	<b>3</b>	<b>—</b>	<b>—</b>
<b>99</b>	<b>Unclassified establishments . . . . .</b>	<b>71</b>	<b>206</b>	<b>902</b>	<b>44</b>	<b>41</b>	<b>2</b>	<b>1</b>	<b>—</b>	<b>—</b>	<b>—</b>	<b>—</b>	<b>—</b>	<b>—</b>
<b>FRANKLIN</b>														
	<b>Total . . . . .</b>	<b>8 224</b>	<b>52 168</b>	<b>217 525</b>	<b>836</b>	<b>497</b>	<b>177</b>	<b>85</b>	<b>47</b>	<b>20</b>	<b>6</b>	<b>4</b>	<b>—</b>	<b>—</b>
<b>11</b>	<b>Forestry, fishing, hunting, and agriculture support . . . . .</b>	<b>70</b>	<b>400</b>	<b>1 660</b>	<b>13</b>	<b>5</b>	<b>6</b>	<b>2</b>	<b>—</b>	<b>—</b>	<b>—</b>	<b>—</b>	<b>—</b>	<b>—</b>
<b>21</b>	<b>Mining . . . . .</b>	<b>(A)</b>	<b>(D)</b>	<b>(D)</b>	<b>1</b>	<b>1</b>	<b>—</b>	<b>—</b>	<b>—</b>	<b>—</b>	<b>—</b>	<b>—</b>	<b>—</b>	<b>—</b>
<b>22</b>	<b>Utilities . . . . .</b>	<b>(B)</b>	<b>(D)</b>	<b>(D)</b>	<b>3</b>	<b>2</b>	<b>—</b>	<b>—</b>	<b>—</b>	<b>1</b>	<b>—</b>	<b>—</b>	<b>—</b>	<b>—</b>
<b>23</b>	<b>Construction . . . . .</b>	<b>954</b>	<b>5 180</b>	<b>22 446</b>	<b>194</b>	<b>136</b>	<b>28</b>	<b>20</b>	<b>10</b>	<b>—</b>	<b>—</b>	<b>—</b>	<b>—</b>	<b>—</b>
233	Building, developing & general contracting . . . . .	288	1 771	7 336	58	39	10	7	2	—	—	—	—	—
2332	Residential building construction . . . . .	(C)	(D)	(D)	43	36	6	1	—	—	—	—	—	—
23321	Single-family housing construction . . . . .	115	624	3 003	42	35	6	1	—	—	—	—	—	—
233210	Single-family housing construction . . . . .	115	624	3 003	42	35	6	1	—	—	—	—	—	—
2333	Nonresidential building construction . . . . .	(C)	(D)	(D)	12	3	2	5	2	—	—	—	—	—
23332	Commercial & institutional bldg construction . .	133	951	3 724	11	3	2	4	2	—	—	—	—	—
233320	Commercial & institutional bldg construction . . . . .	133	951	3 724	11	3	2	4	2	—	—	—	—	—
235	Special trade contractors . . . . .	627	3 260	14 491	128	92	16	12	8	—	—	—	—	—
2351	Plumbing, heating & AC contractor . . . . .	113	654	3 166	18	9	6	2	1	—	—	—	—	—
23511	Plumbing, heating & AC contractor . . . . .	113	654	3 166	18	9	6	2	1	—	—	—	—	—
235110	Plumbing, heating & AC contractor . . . . .	113	654	3 166	18	9	6	2	1	—	—	—	—	—
2354	Masonry, drywall, insulation, tile contractors . . . .	145	731	3 215	14	7	1	2	4	—	—	—	—	—
2355	Carpentry & floor contractors . . . . .	(C)	(D)	(D)	29	23	2	2	2	—	—	—	—	—
23551	Carpentry contractors . . . . .	128	706	3 260	27	21	2	2	2	—	—	—	—	—
235510	Carpentry contractors . . . . .	128	706	3 260	27	21	2	2	2	—	—	—	—	—
<b>31-33</b>	<b>Manufacturing . . . . .</b>	<b>2 339</b>	<b>21 038</b>	<b>86 196</b>	<b>62</b>	<b>24</b>	<b>11</b>	<b>5</b>	<b>9</b>	<b>8</b>	<b>2</b>	<b>3</b>	<b>—</b>	<b>—</b>
321	Wood product mfg . . . . .	466	2 872	11 493	18	5	3	3	3	4	—	—	—	—
3211	Sawmills & wood preservation . . . . .	132	806	3 444	4	1	—	1	1	1	—	—	—	—
32111	Sawmills & wood preservation . . . . .	132	806	3 444	4	1	—	1	1	1	—	—	—	—
321113	Sawmills . . . . .	132	806	3 444	4	1	—	1	1	1	—	—	—	—
3212	Veneer, plywood & engineered wood product mfg . . . . .	(C)	(D)	(D)	2	—	—	—	—	2	—	—	—	—
32121	Veneer, plywood & engineered wood product mfg . . . . .	(C)	(D)	(D)	2	—	—	—	—	2	—	—	—	—
3219	Other wood product mfg . . . . .	(C)	(D)	(D)	12	4	3	2	2	1	—	—	—	—
32199	All other wood product mfg . . . . .	116	612	2 140	6	2	1	2	—	1	—	—	—	—
321999	All other miscellaneous wood product mfg . .	104	535	1 919	3	—	—	2	—	1	—	—	—	—
325	Chemical mfg . . . . .	(E)	(D)	(D)	1	—	—	—	—	—	—	—	1	—
3259	Other chemical product & preparation mfg . . . .	(E)	(D)	(D)	1	—	—	—	—	—	—	—	1	—
32599	All other chemical product & preparation mfg .	(E)	(D)	(D)	1	—	—	—	—	—	—	—	1	—
326	Plastics & rubber products mfg . . . . .	263	1 703	6 582	4	—	1	—	1	1	1	—	—	—
3261	Plastics product mfg . . . . .	263	1 703	6 582	4	—	1	—	1	1	1	—	—	—
32615	Foam product (exc polystyrene) mfg . . . . .	(C)	(D)	(D)	2	—	1	—	—	—	1	—	—	—
327	Nonmetallic mineral product mfg . . . . .	112	817	3 293	4	2	—	1	—	1	—	—	—	—
332	Fabricated metal product mfg . . . . .	(E)	(D)	(D)	8	4	2	—	1	—	—	—	1	—
3323	Architectural & structural metals mfg . . . . .	(E)	(D)	(D)	2	1	—	—	—	—	—	—	1	—
33232	Ornamental & architectural metal prod mfg . .	(E)	(D)	(D)	2	1	—	—	—	—	—	—	1	—
333	Machinery mfg . . . . .	275	1 977	7 804	5	2	—	—	1	1	1	—	—	—
3332	Industrial machinery mfg . . . . .	(C)	(D)	(D)	1	—	—	—	—	—	—	—	1	—
33329	Other industrial machinery mfg . . . . .	(C)	(D)	(D)	1	—	—	—	—	—	—	—	1	—
337	Furniture & related product mfg . . . . .	(E)	(D)	(D)	5	3	1	—	—	—	—	—	1	—
3372	Office furniture (including fixtures) mfg . . . . .	(E)	(D)	(D)	2	1	—	—	—	—	—	—	1	—
33721	Office furniture (including fixtures) mfg . . . . .	(E)	(D)	(D)	2	1	—	—	—	—	—	—	1	—
339	Miscellaneous mfg . . . . .	(C)	(D)	(D)	4	—	2	—	1	1	—	—	—	—
3399	Other miscellaneous mfg . . . . .	(C)	(D)	(D)	2	—	1	—	—	1	—	—	—	—
<b>42</b>	<b>Wholesale trade . . . . .</b>	<b>403</b>	<b>3 417</b>	<b>14 090</b>	<b>38</b>	<b>19</b>	<b>7</b>	<b>8</b>	<b>2</b>	<b>2</b>	<b>—</b>	<b>—</b>	<b>—</b>	<b>—</b>
421	Wholesale trade, durable goods . . . . .	249	2 248	9 369	27	14	5	6	1	1	—	—	—	—
4213	Lumber & other construction materials whsle . .	104	821	3 358	5	3	—	—	1	1	—	—	—	—
422	Wholesale trade, nondurable goods . . . . .	154	1 169	4 721	11	5	2	2	1	1	—	—	—	—

See footnotes at end of table.

**Table 6. Counties—Employees, Payroll, and Establishments by Industry: 2002—Con.**

[Excludes most government employees, railroad employees, and self-employed persons. Size class 1 to 4 includes establishments with payroll, but no employees, during mid-March pay period. (D) denotes figures withheld to avoid disclosing data for individual companies; the data are included in broader industry totals. Detailed industries with 100 or more employees are shown if industry was not a (D). For explanation of terms, abbreviations, and data reliability/comparability, see introductory text]

NAICS code	Industry	Number of employees for week including March 12	Payroll (\$1,000)		Total number of establishments	Number of establishments by employment-size class								
			First quarter	Annual		1 to 4	5 to 9	10 to 19	20 to 49	50 to 99	100 to 249	250 to 499	500 to 999	1,000 or more
<b>FRANKLIN—Con.</b>														
<b>44-45</b>	<b>Retail trade</b> .....	<b>1 201</b>	<b>5 793</b>	<b>23 915</b>	<b>128</b>	<b>71</b>	<b>31</b>	<b>13</b>	<b>9</b>	<b>3</b>	<b>1</b>			
441	Motor vehicle & parts dealers .....	135	870	3 742	15	7	3	4	1	—	—	—	—	—
444	Bldg material & garden equip & supp dealers .....	134	1 076	4 717	16	10	2	1	3	—	—	—	—	—
4441	Building material & supplies dealers .....	111	955	4 191	11	7	—	1	3	—	—	—	—	—
445	Food & beverage stores .....	340	1 118	4 490	23	15	1	2	2	3	—	—	—	—
4451	Grocery stores .....	325	1 049	4 202	18	10	1	2	2	3	—	—	—	—
44511	Grocery (except convenience) stores .....	289	964	3 892	9	3	—	1	2	3	—	—	—	—
445110	Grocery (except convenience) stores .....	289	964	3 892	9	3	—	1	2	3	—	—	—	—
447	Gasoline stations .....	112	365	1 590	25	16	6	3	—	—	—	—	—	—
4471	Gasoline stations .....	112	365	1 590	25	16	6	3	—	—	—	—	—	—
44711	Gasoline stations with convenience stores ...	(C)	(D)	(D)	22	14	5	3	—	—	—	—	—	—
452	General merchandise stores .....	243	795	3 149	7	1	5	—	—	—	1	—	—	—
4521	Department stores .....	(C)	(D)	(D)	1	—	—	—	—	—	1	—	—	—
45211	Department stores .....	(C)	(D)	(D)	1	—	—	—	—	—	1	—	—	—
<b>48-49</b>	<b>Transportation &amp; warehousing</b> .....	<b>90</b>	<b>483</b>	<b>2 168</b>	<b>26</b>	<b>19</b>	<b>6</b>	<b>1</b>	<b>—</b>	<b>—</b>	<b>—</b>	<b>—</b>	<b>—</b>	<b>—</b>
<b>51</b>	<b>Information</b> .....	<b>120</b>	<b>1 112</b>	<b>4 026</b>	<b>12</b>	<b>5</b>	<b>3</b>	<b>2</b>	<b>2</b>	<b>—</b>	<b>—</b>	<b>—</b>	<b>—</b>	<b>—</b>
<b>52</b>	<b>Finance &amp; insurance</b> .....	<b>111</b>	<b>830</b>	<b>3 286</b>	<b>19</b>	<b>10</b>	<b>6</b>	<b>2</b>	<b>1</b>	<b>—</b>	<b>—</b>	<b>—</b>	<b>—</b>	<b>—</b>
<b>53</b>	<b>Real estate &amp; rental &amp; leasing</b> .....	<b>52</b>	<b>240</b>	<b>979</b>	<b>20</b>	<b>15</b>	<b>5</b>	<b>—</b>	<b>—</b>	<b>—</b>	<b>—</b>	<b>—</b>	<b>—</b>	<b>—</b>
<b>54</b>	<b>Professional, scientific &amp; technical services</b> .....	<b>179</b>	<b>870</b>	<b>3 578</b>	<b>61</b>	<b>49</b>	<b>9</b>	<b>3</b>	<b>—</b>	<b>—</b>	<b>—</b>	<b>—</b>	<b>—</b>	<b>—</b>
541	Professional, scientific & technical services .....	179	870	3 578	61	49	9	3	—	—	—	—	—	—
<b>55</b>	<b>Management of companies &amp; enterprises</b> ..	<b>(B)</b>	<b>(D)</b>	<b>(D)</b>	<b>3</b>	<b>2</b>	<b>—</b>	<b>—</b>	<b>—</b>	<b>1</b>	<b>—</b>	<b>—</b>	<b>—</b>	<b>—</b>
<b>56</b>	<b>Admin, support, waste mgt, remediation services</b> .....	<b>407</b>	<b>1 424</b>	<b>6 506</b>	<b>41</b>	<b>30</b>	<b>7</b>	<b>2</b>	<b>—</b>	<b>1</b>	<b>1</b>	<b>—</b>	<b>—</b>	<b>—</b>
561	Administrative & support services .....	407	1 424	6 506	41	30	7	2	—	1	1	—	—	—
5613	Employment services .....	(C)	(D)	(D)	3	2	—	—	—	—	1	—	—	—
56132	Temporary help services .....	(C)	(D)	(D)	2	1	—	—	—	—	1	—	—	—
5617	Services to buildings & dwellings .....	140	364	1 948	31	24	5	1	—	1	—	—	—	—
<b>61</b>	<b>Educational services</b> .....	<b>(C)</b>	<b>(D)</b>	<b>(D)</b>	<b>6</b>	<b>4</b>	<b>1</b>	<b>—</b>	<b>—</b>	<b>—</b>	<b>1</b>	<b>—</b>	<b>—</b>	<b>—</b>
611	Educational services .....	(C)	(D)	(D)	6	4	1	—	—	—	1	—	—	—
6112	Junior colleges .....	(C)	(D)	(D)	1	—	—	—	—	—	1	—	—	—
61121	Junior colleges .....	(C)	(D)	(D)	1	—	—	—	—	—	1	—	—	—
<b>62</b>	<b>Health care and social assistance</b> .....	<b>1 129</b>	<b>6 012</b>	<b>26 743</b>	<b>60</b>	<b>19</b>	<b>17</b>	<b>13</b>	<b>7</b>	<b>2</b>	<b>1</b>	<b>1</b>	<b>—</b>	<b>—</b>
621	Ambulatory health care services .....	242	1 550	7 409	30	12	13	2	2	1	—	—	—	—
622	Hospitals .....	(E)	(D)	(D)	1	—	—	—	—	—	—	1	—	—
6221	General medical & surgical hospitals .....	(E)	(D)	(D)	1	—	—	—	—	—	—	1	—	—
62211	General medical & surgical hospitals .....	(E)	(D)	(D)	1	—	—	—	—	—	—	1	—	—
623	Nursing & residential care facilities .....	347	1 536	6 124	10	2	—	4	2	1	1	—	—	—
6231	Nursing care facilities .....	228	1 147	4 737	3	—	—	1	—	1	1	—	—	—
62311	Nursing care facilities .....	228	1 147	4 737	3	—	—	1	—	1	1	—	—	—
623110	Nursing care facilities .....	228	1 147	4 737	3	—	—	1	—	1	1	—	—	—
6233	Community care facilities for the elderly .....	(C)	(D)	(D)	6	2	—	2	2	—	—	—	—	—
62331	Community care facilities for the elderly .....	(C)	(D)	(D)	6	2	—	2	2	—	—	—	—	—
624	Social assistance .....	(C)	(D)	(D)	19	5	4	7	3	—	—	—	—	—
6244	Child day care services .....	(C)	(D)	(D)	16	3	4	6	3	—	—	—	—	—
62441	Child day care services .....	(C)	(D)	(D)	16	3	4	6	3	—	—	—	—	—
<b>71</b>	<b>Arts, entertainment &amp; recreation</b> .....	<b>(B)</b>	<b>(D)</b>	<b>(D)</b>	<b>9</b>	<b>6</b>	<b>3</b>	<b>—</b>	<b>—</b>	<b>—</b>	<b>—</b>	<b>—</b>	<b>—</b>	<b>—</b>
<b>72</b>	<b>Accommodation &amp; food services</b> .....	<b>462</b>	<b>960</b>	<b>4 026</b>	<b>39</b>	<b>13</b>	<b>11</b>	<b>6</b>	<b>7</b>	<b>2</b>	<b>—</b>	<b>—</b>	<b>—</b>	<b>—</b>
722	Food services & drinking places .....	417	867	3 424	34	10	11	5	6	2	—	—	—	—
7221	Full-service restaurants .....	161	321	1 273	15	7	1	4	2	1	—	—	—	—
72211	Full-service restaurants .....	161	321	1 273	15	7	1	4	2	1	—	—	—	—
722110	Full-service restaurants .....	161	321	1 273	15	7	1	4	2	1	—	—	—	—
7222	Limited-service eating places .....	(C)	(D)	(D)	15	2	9	1	2	1	—	—	—	—
72221	Limited-service eating places .....	(C)	(D)	(D)	15	2	9	1	2	1	—	—	—	—
722211	Limited-service restaurants .....	192	375	1 552	14	2	8	1	2	1	—	—	—	—
<b>81</b>	<b>Other services (except public administration)</b> .....	<b>375</b>	<b>1 410</b>	<b>6 137</b>	<b>96</b>	<b>64</b>	<b>25</b>	<b>7</b>	<b>—</b>	<b>—</b>	<b>—</b>	<b>—</b>	<b>—</b>	<b>—</b>
811	Repair & maintenance .....	120	804	3 470	32	25	3	4	—	—	—	—	—	—
813	Religious, grantmaking, civic, prof & like organizations .....	194	436	1 933	49	29	19	1	—	—	—	—	—	—
8131	Religious organizations .....	166	297	1 290	43	25	18	—	—	—	—	—	—	—
81311	Religious organizations .....	166	297	1 290	43	25	18	—	—	—	—	—	—	—
813110	Religious organizations .....	166	297	1 290	43	25	18	—	—	—	—	—	—	—
<b>99</b>	<b>Unclassified establishments</b> .....	<b>18</b>	<b>106</b>	<b>124</b>	<b>5</b>	<b>3</b>	<b>1</b>	<b>1</b>	<b>—</b>	<b>—</b>	<b>—</b>	<b>—</b>	<b>—</b>	<b>—</b>

See footnotes at end of table.

**Table 6. Counties—Employees, Payroll, and Establishments by Industry: 2002—Con.**

[Excludes most government employees, railroad employees, and self-employed persons. Size class 1 to 4 includes establishments with payroll, but no employees, during mid-March pay period. (D) denotes figures withheld to avoid disclosing data for individual companies; the data are included in broader industry totals. Detailed industries with 100 or more employees are shown if industry was not a (D). For explanation of terms, abbreviations, and data reliability/comparability, see introductory text]

NAICS code	Industry	Number of employees for week including March 12	Payroll (\$1,000)		Total number of establishments	Number of establishments by employment-size class								
			First quarter	Annual		1 to 4	5 to 9	10 to 19	20 to 49	50 to 99	100 to 249	250 to 499	500 to 999	1,000 or more
<b>GASTON</b>														
	<b>Total</b> .....	<b>60 973</b>	<b>392 731</b>	<b>1 617 006</b>	<b>4 019</b>	<b>2 029</b>	<b>849</b>	<b>525</b>	<b>386</b>	<b>129</b>	<b>80</b>	<b>14</b>	<b>4</b>	<b>3</b>
<b>11</b>	<b>Forestry, fishing, hunting, and agriculture support</b> .....	(B)	(D)	(D)	7	5	2	—	—	—	—	—	—	—
<b>21</b>	<b>Mining</b> .....	(B)	(D)	(D)	3	1	—	1	1	—	—	—	—	—
<b>22</b>	<b>Utilities</b> .....	(F)	(D)	(D)	13	5	—	4	—	1	3	—	—	—
221	Utilities .....	(F)	(D)	(D)	13	5	—	4	—	1	3	—	—	—
2211	Elec pwr generation, transmsn & distribution ...	(E)	(D)	(D)	8	2	—	3	—	1	2	—	—	—
22112	Electric pwr transmsn, control & distribution ..	(E)	(D)	(D)	6	1	—	2	—	1	2	—	—	—
2212	Natural gas distribution .....	(C)	(D)	(D)	4	2	—	1	—	—	1	—	—	—
22121	Natural gas distribution .....	(C)	(D)	(D)	4	2	—	1	—	—	1	—	—	—
<b>23</b>	<b>Construction</b> .....	<b>3 226</b>	<b>22 396</b>	<b>97 546</b>	<b>455</b>	<b>281</b>	<b>86</b>	<b>61</b>	<b>19</b>	<b>5</b>	<b>3</b>	—	—	—
233	Building, developing & general contracting .....	695	5 579	21 892	120	87	20	9	3	—	1	—	—	—
2332	Residential building construction .....	(E)	(D)	(D)	90	72	11	6	1	—	—	—	—	—
23321	Single-family housing construction .....	284	2 258	9 210	88	72	10	5	1	—	—	—	—	—
233210	Single-family housing construction .....	284	2 258	9 210	88	72	10	5	1	—	—	—	—	—
2333	Nonresidential building construction .....	(E)	(D)	(D)	23	10	7	3	2	—	1	—	—	—
23332	Commercial & institutional bldg construction ..	361	2 976	11 477	21	8	7	3	2	—	1	—	—	—
233320	Commercial & institutional bldg construction .....	361	2 976	11 477	21	8	7	3	2	—	1	—	—	—
234	Heavy construction .....	239	1 569	6 537	20	6	5	7	1	1	—	—	—	—
2349	Other heavy construction .....	213	1 443	6 085	15	4	3	6	1	1	—	—	—	—
23491	Water, sewer & pipeline construction .....	102	796	3 264	7	1	2	3	1	—	—	—	—	—
234910	Water, sewer & pipeline construction .....	102	796	3 264	7	1	2	3	1	—	—	—	—	—
23499	All other heavy construction .....	(C)	(D)	(D)	7	3	1	2	—	1	—	—	—	—
235	Special trade contractors .....	2 292	15 248	69 117	315	188	61	45	15	4	2	—	—	—
2351	Plumbing, heating & AC contractor .....	525	3 890	16 551	75	45	14	9	6	—	1	—	—	—
23511	Plumbing, heating & AC contractor .....	525	3 890	16 551	75	45	14	9	6	—	1	—	—	—
235110	Plumbing, heating & AC contractor .....	525	3 890	16 551	75	45	14	9	6	—	1	—	—	—
2352	Painting & wall covering contractors .....	347	2 414	12 005	29	16	6	6	—	—	1	—	—	—
23521	Painting & wall covering contractors .....	347	2 414	12 005	29	16	6	6	—	—	1	—	—	—
235210	Painting & wall covering contractors .....	347	2 414	12 005	29	16	6	6	—	—	1	—	—	—
2353	Electrical contractors .....	495	3 800	16 653	58	33	13	5	4	3	—	—	—	—
23531	Electrical contractors .....	495	3 800	16 653	58	33	13	5	4	3	—	—	—	—
235310	Electrical contractors .....	495	3 800	16 653	58	33	13	5	4	3	—	—	—	—
2354	Masonry, drywall, insulation, tile contractors ...	207	856	4 058	36	21	7	7	1	—	—	—	—	—
2356	Roofing, siding, & sheet metal contractors .....	220	1 550	7 862	20	12	4	1	2	1	—	—	—	—
23561	Roofing, siding, & sheet metal contractors .....	220	1 550	7 862	20	12	4	1	2	1	—	—	—	—
235610	Roofing, siding, & sheet metal contractors ..	220	1 550	7 862	20	12	4	1	2	1	—	—	—	—
2357	Concrete contractors .....	149	839	3 565	18	6	6	5	1	—	—	—	—	—
23571	Concrete contractors .....	149	839	3 565	18	6	6	5	1	—	—	—	—	—
235710	Concrete contractors .....	149	839	3 565	18	6	6	5	1	—	—	—	—	—
2359	Other special trade contractors .....	276	1 448	6 216	54	33	10	10	1	—	—	—	—	—
23593	Excavation contractors .....	101	437	1 701	20	11	6	3	—	—	—	—	—	—
235930	Excavation contractors .....	101	437	1 701	20	11	6	3	—	—	—	—	—	—
23599	All other special trade contractors .....	105	505	2 374	20	13	2	4	1	—	—	—	—	—
235990	All other special trade contractors .....	105	505	2 374	20	13	2	4	1	—	—	—	—	—
<b>31-33</b>	<b>Manufacturing</b> .....	<b>17 755</b>	<b>134 070</b>	<b>548 417</b>	<b>389</b>	<b>135</b>	<b>70</b>	<b>52</b>	<b>52</b>	<b>34</b>	<b>34</b>	<b>7</b>	<b>3</b>	<b>2</b>
311	Food mfg .....	272	2 342	10 148	7	2	2	—	1	1	1	—	—	—
3118	Bakeries & tortilla mfg .....	(C)	(D)	(D)	4	2	1	—	—	—	1	—	—	—
31181	Bread & bakery product mfg .....	(C)	(D)	(D)	4	2	1	—	—	—	1	—	—	—
313	Textile mills .....	5 982	37 753	152 350	58	7	2	6	9	13	16	4	1	—
3131	Fiber, yarn & thread mills .....	4 153	24 570	103 009	30	2	—	—	4	9	11	3	1	—
31311	Fiber, yarn & thread mills .....	4 153	24 570	103 009	30	2	—	—	4	9	11	3	1	—
313111	Yarn spinning mills .....	3 132	18 343	77 468	25	1	—	—	3	7	11	3	—	—
3132	Fabric mills .....	725	5 423	22 074	14	2	2	2	4	1	3	—	—	—
31321	Broadwoven fabric mills .....	287	1 909	8 059	4	—	1	1	—	—	1	—	—	—
313210	Broadwoven fabric mills .....	287	1 909	8 059	4	—	1	1	—	—	1	—	—	—
31323	Nonwoven fabric mills .....	(C)	(D)	(D)	1	—	—	—	—	—	—	—	—	—
31324	Knit fabric mills .....	264	1 684	6 909	6	1	—	1	2	1	1	—	—	—
3133	Textile, fabric finishing, fabric coating mills .....	1 104	7 760	27 267	14	3	—	4	1	3	2	1	—	—
31331	Textile & fabric finishing mills .....	1 104	7 760	27 267	14	3	—	4	1	3	2	1	—	—
313312	Textile, fabric finishing (exc broadwoven) mills .....	1 087	7 669	26 853	10	—	—	3	1	3	2	1	—	—
314	Textile product mills .....	330	2 407	8 656	9	2	2	—	2	1	2	—	—	—
3141	Textile furnishings mills .....	144	1 124	3 304	5	2	1	—	1	—	1	—	—	—
31412	Curtain & linen mills .....	144	1 124	3 304	5	2	1	—	1	—	1	—	—	—
314121	Curtain & drapery mills .....	144	1 124	3 304	5	2	1	—	1	—	1	—	—	—
3149	Other textile product mills .....	186	1 283	5 352	4	—	1	—	1	1	1	—	—	—
31499	All other textile product mills .....	(C)	(D)	(D)	3	—	—	—	1	1	1	—	—	—
315	Apparel manufacturing .....	112	577	2 327	10	5	2	2	—	1	—	—	—	—
322	Paper mfg .....	229	2 223	8 508	5	—	—	1	2	2	—	—	—	—
3222	Converted paper product mfg .....	229	2 223	8 508	5	—	—	1	2	2	—	—	—	—
32221	Paperboard container mfg .....	229	2 223	8 508	5	—	—	1	2	2	—	—	—	—
323	Printing & related support activities .....	335	2 522	10 027	34	18	10	1	4	—	1	—	—	—
3231	Printing & related support activities .....	335	2 522	10 027	34	18	10	1	4	—	1	—	—	—
32311	Printing .....	(E)	(D)	(D)	33	18	10	1	3	—	1	—	—	—
323116	Manifold business form printing .....	196	1 751	7 074	4	1	—	—	2	—	1	—	—	—

See footnotes at end of table.

**Table 6. Counties—Employees, Payroll, and Establishments by Industry: 2002—Con.**

[Excludes most government employees, railroad employees, and self-employed persons. Size class 1 to 4 includes establishments with payroll, but no employees, during mid-March pay period. (D) denotes figures withheld to avoid disclosing data for individual companies; the data are included in broader industry totals. Detailed industries with 100 or more employees are shown if industry was not a (D). For explanation of terms, abbreviations, and data reliability/comparability, see introductory text]

NAICS code	Industry	Number of employees for week including March 12	Payroll (\$1,000)		Total number of establishments	Number of establishments by employment-size class									
			First quarter	Annual		1 to 4	5 to 9	10 to 19	20 to 49	50 to 99	100 to 249	250 to 499	500 to 999	1,000 or more	
<b>GASTON—Con.</b>															
<b>31-33 Manufacturing—Con.</b>															
325	Chemical mfg .....	1 028	12 167	47 677	15	3	—	3	2	3	3	1	—	—	
3252	Resin, syn rubber, artf & syn fibers, fil mfg .....	(E)	(D)	(D)	2	—	—	—	—	—	2	—	—	—	
32521	Resin & synthetic rubber mfg .....	(C)	(D)	(D)	1	—	—	—	—	—	1	—	—	—	
32522	Artificial & synthetic fibers, filaments mfg .....	(C)	(D)	(D)	1	—	—	—	—	—	1	—	—	—	
3256	Soap, cleaners & toilet preparation mfg .....	216	2 774	11 982	5	1	—	2	1	—	1	—	—	—	
32561	Soap & cleaning compound mfg .....	216	2 774	11 982	5	1	—	2	1	—	1	—	—	—	
3259	Other chemical product & preparation mfg .....	(E)	(D)	(D)	3	1	—	—	—	1	—	1	—	—	
32599	All other chemical product & preparation mfg .....	(E)	(D)	(D)	3	1	—	—	—	1	—	1	—	—	
326	Plastics & rubber products mfg .....	699	5 078	21 174	22	4	4	4	6	3	1	—	—	—	
3261	Plastics product mfg .....	541	4 099	17 153	16	2	2	3	6	3	—	—	—	—	
32612	Plastics pipe, pipe fitting, & unsupported profile shape mfg .....	(C)	(D)	(D)	3	—	1	—	1	1	—	—	—	—	
32619	Other plastics product mfg .....	323	1 951	8 471	11	2	1	3	4	1	—	—	—	—	
3262	Rubber product mfg .....	158	979	4 021	6	2	2	1	—	—	1	—	—	—	
32629	Other rubber product mfg .....	(C)	(D)	(D)	5	2	1	1	—	—	1	—	—	—	
327	Nonmetallic mineral product mfg .....	503	2 749	12 986	5	—	1	—	3	—	—	—	—	—	
3272	Glass & glass product mfg .....	(E)	(D)	(D)	1	—	—	—	—	—	—	1	—	—	
32721	Glass & glass product mfg .....	(E)	(D)	(D)	1	—	—	—	—	—	—	1	—	—	
332	Fabricated metal product mfg .....	3 295	25 226	95 014	117	48	23	23	14	4	3	1	—	1	
3322	Cutlery & handtool mfg .....	(E)	(D)	(D)	1	—	—	—	—	—	—	1	—	—	
33221	Cutlery & handtool mfg .....	(E)	(D)	(D)	1	—	—	—	—	—	—	1	—	—	
3323	Architectural & structural metals mfg .....	554	4 346	19 456	17	5	1	2	6	1	2	—	—	—	
33231	Plate work & fabricated structural prod mfg .....	293	2 087	9 637	9	2	1	2	2	1	1	—	—	—	
33232	Ornamental & architectural metal prod mfg .....	261	2 259	9 819	8	3	—	—	4	—	1	—	—	—	
3326	Spring & wire product mfg .....	(G)	(D)	(D)	2	—	—	1	—	—	—	—	—	1	
33261	Spring & wire product mfg .....	(G)	(D)	(D)	2	—	—	1	—	—	—	—	—	1	
3327	Mach shops, turn prod, screw, nut, bolt mfg .....	594	4 427	19 117	78	35	19	18	6	—	—	—	—	—	
33271	Machine shops .....	536	3 908	16 994	74	35	19	15	5	—	—	—	—	—	
332710	Machine shops .....	536	3 908	16 994	74	35	19	15	5	—	—	—	—	—	
3328	Coating, engrave, heat treating & oth activity .....	104	875	3 785	11	6	3	1	—	1	—	—	—	—	
33281	Coating, engrave, heat treating & oth activity .....	104	875	3 785	11	6	3	1	—	1	—	—	—	—	
3329	Other fabricated metal product mfg .....	243	2 185	5 052	4	—	—	1	1	1	1	—	—	—	
33299	All other fabricated metal product mfg .....	(C)	(D)	(D)	3	—	—	1	1	—	1	—	—	—	
333	Machinery mfg .....	997	7 359	30 621	52	22	13	5	7	2	3	—	—	—	
3331	Ag, construction & mining machinery mfg .....	(C)	(D)	(D)	1	—	—	—	—	—	1	—	—	—	
33313	Mining & oil & gas field machinery mfg .....	(C)	(D)	(D)	1	—	—	—	—	—	1	—	—	—	
3332	Industrial machinery mfg .....	590	4 563	18 350	37	18	9	1	6	2	1	—	—	—	
33329	Other industrial machinery mfg .....	(F)	(D)	(D)	36	17	9	1	6	2	1	—	—	—	
333292	Textile machinery mfg .....	467	3 641	14 569	28	15	6	1	3	2	1	—	—	—	
333298	All other industrial machinery mfg .....	105	798	3 237	5	1	—	3	—	—	—	—	—	—	
3336	Engine, turbine & power transmsn equip mfg .....	259	1 589	6 691	5	—	—	3	1	—	1	—	—	—	
33361	Engine, turbine & power transmsn equip mfg .....	259	1 589	6 691	5	—	—	3	1	—	1	—	—	—	
335	Electrical equip, appliance & component mfg .....	208	1 186	5 755	7	3	1	2	—	—	1	—	—	—	
3359	Other electrical equipment & component mfg .....	(C)	(D)	(D)	3	1	—	1	—	—	1	—	—	—	
33593	Wiring device mfg .....	(C)	(D)	(D)	2	1	—	—	—	—	1	—	—	—	
336	Transportation equipment mfg .....	(H)	(D)	(D)	10	3	—	1	—	1	2	—	2	1	
3361	Motor vehicle mfg .....	(G)	(D)	(D)	4	2	—	1	—	—	—	—	—	1	
33611	Automobile & light duty motor vehicle mfg .....	(G)	(D)	(D)	4	2	—	1	—	—	—	—	—	1	
3363	Motor vehicle parts mfg .....	(G)	(D)	(D)	6	1	—	—	—	1	2	—	2	—	
33635	MV transmission & power train parts mfg .....	(C)	(D)	(D)	1	—	—	—	—	—	1	—	—	—	
33639	Other motor vehicle parts mfg .....	1 919	16 906	73 415	4	—	—	—	—	1	1	—	2	—	
336399	All other motor vehicle parts mfg .....	1 919	16 906	73 415	4	—	—	—	—	1	1	—	2	—	
337	Furniture & related product mfg .....	296	2 247	9 040	15	5	5	3	—	1	1	—	—	—	
3371	HH & institutional furniture & kitchen cabinet mfg .....	263	2 038	8 158	11	5	2	2	—	1	1	—	—	—	
33712	Household & institutional furniture mfg .....	(C)	(D)	(D)	4	1	—	1	—	1	1	—	—	—	
<b>42</b>	<b>Wholesale trade .....</b>	<b>2 202</b>	<b>18 679</b>	<b>77 440</b>	<b>214</b>	<b>108</b>	<b>50</b>	<b>33</b>	<b>17</b>	<b>4</b>	<b>1</b>	<b>1</b>	<b>—</b>	<b>—</b>	
421	Wholesale trade, durable goods .....	1 535	13 468	54 699	140	74	29	23	9	4	—	1	—	—	
4211	Motor vehicle, motor vehicle pt & supply whsle .....	122	576	2 754	11	8	—	2	—	1	—	—	—	—	
4212	Furniture & home furnishing whsle .....	140	1 114	5 219	9	6	—	—	2	1	—	—	—	—	
42122	Home furnishing whsle .....	(C)	(D)	(D)	7	5	—	—	1	1	—	—	—	—	
4216	Electrical goods whsle .....	268	2 562	10 058	20	5	10	2	1	2	—	—	—	—	
42161	Elec equip, wiring supp, const material whsle .....	206	2 189	8 429	12	2	6	2	—	2	—	—	—	—	
421610	Elec equip, wiring supp, const material whsle .....	206	2 189	8 429	12	2	6	2	—	2	—	—	—	—	
4217	Hardware, plumb & heating equip & sup whsle .....	445	3 990	16 895	12	6	3	2	—	—	—	1	—	—	
42171	Hardware whsle .....	(E)	(D)	(D)	3	1	—	1	—	—	—	1	—	—	
4218	Machinery, equipment & supplies whsle .....	381	3 235	12 387	60	33	12	11	4	—	—	—	—	—	
42183	Industrial machinery & equipment whsle .....	206	2 022	7 122	38	25	6	5	2	—	—	—	—	—	
421830	Industrial machinery & equipment whsle .....	206	2 022	7 122	38	25	6	5	2	—	—	—	—	—	
42184	Industrial supplies whsle .....	122	896	3 712	15	5	5	3	2	—	—	—	—	—	
421840	Industrial supplies whsle .....	122	896	3 712	15	5	5	3	2	—	—	—	—	—	
4219	Miscellaneous durable goods whsle .....	105	1 341	5 080	16	8	3	4	1	—	—	—	—	—	
42193	Recyclable material whsle .....	101	1 314	4 673	11	3	3	4	1	—	—	—	—	—	
421930	Recyclable material whsle .....	101	1 314	4 673	11	3	3	4	1	—	—	—	—	—	
422	Wholesale trade, nondurable goods .....	667	5 211	22 741	74	34	21	10	8	—	1	—	—	—	
4223	Apparel, piece goods & notions whsle .....	161	1 099	4 804	19	8	7	1	3	—	—	—	—	—	
4224	Grocery & related product whsle .....	154	1 328	5 423	11	6	2	2	—	—	1	—	—	—	
42249	Other grocery & related products whsle .....	(C)	(D)	(D)	3	2	—	—	—	—	1	—	—	—	

See footnotes at end of table.

**Table 6. Counties—Employees, Payroll, and Establishments by Industry: 2002—Con.**

[Excludes most government employees, railroad employees, and self-employed persons. Size class 1 to 4 includes establishments with payroll, but no employees, during mid-March pay period. (D) denotes figures withheld to avoid disclosing data for individual companies; the data are included in broader industry totals. Detailed industries with 100 or more employees are shown if industry was not a (D). For explanation of terms, abbreviations, and data reliability/comparability, see introductory text]

NAICS code	Industry	Number of employees for week including March 12	Payroll (\$1,000)		Total number of establishments	Number of establishments by employment-size class								
			First quarter	Annual		1 to 4	5 to 9	10 to 19	20 to 49	50 to 99	100 to 249	250 to 499	500 to 999	1,000 or more
<b>GASTON—Con.</b>														
<b>44-45</b>	<b>Retail trade</b>	<b>9 604</b>	<b>44 249</b>	<b>182 625</b>	<b>707</b>	<b>304</b>	<b>193</b>	<b>100</b>	<b>71</b>	<b>27</b>	<b>10</b>	<b>1</b>	<b>1</b>	<b>—</b>
441	Motor vehicle & parts dealers	1 626	11 950	51 897	94	40	15	20	12	5	1	1	—	—
4411	Automobile dealers	906	8 013	34 361	45	25	2	3	9	5	1	—	—	—
44111	New car dealers	828	7 344	31 514	20	3	1	1	9	5	1	—	—	—
441110	New car dealers	828	7 344	31 514	20	3	1	1	9	5	1	—	—	—
4413	Automotive parts, accessories & tire stores	693	3 770	16 841	45	14	11	16	3	—	—	1	—	—
44131	Automotive parts, accessories & tire stores	529	2 807	12 887	28	10	4	11	2	—	—	1	—	—
441310	Automotive parts, accessories & tire stores	529	2 807	12 887	28	10	4	11	2	—	—	1	—	—
44132	Tire dealers	164	963	3 954	17	4	7	5	1	—	—	—	—	—
441320	Tire dealers	164	963	3 954	17	4	7	5	1	—	—	—	—	—
442	Furniture & home furnishing stores	233	1 083	4 350	46	30	9	6	1	—	—	—	—	—
4421	Furniture stores	126	649	2 742	24	13	8	3	—	—	—	—	—	—
44211	Furniture stores	126	649	2 742	24	13	8	3	—	—	—	—	—	—
442110	Furniture stores	126	649	2 742	24	13	8	3	—	—	—	—	—	—
4422	Home furnishings stores	107	434	1 608	22	17	1	3	1	—	—	—	—	—
443	Electronics & appliance stores	224	1 070	4 108	21	10	8	1	1	—	1	—	—	—
4431	Electronics & appliance stores	224	1 070	4 108	21	10	8	1	1	—	1	—	—	—
44311	Appliance, TV & all other electronics stores	217	1 035	3 969	18	8	7	1	1	—	1	—	—	—
443112	Radio, television & other electronics stores	195	928	3 528	11	3	5	1	1	—	1	—	—	—
444	Bldg material & garden equip & supp dealers	647	3 519	14 999	45	18	12	10	3	—	2	—	—	—
4441	Building material & supplies dealers	556	3 173	13 248	35	17	7	7	2	—	2	—	—	—
44411	Home centers (E)	—	(D)	(D)	3	1	—	—	—	—	2	—	—	—
44419	Other building material dealers	167	1 145	5 134	18	8	4	4	2	—	—	—	—	—
444190	Other building material dealers	167	1 145	5 134	18	8	4	4	2	—	—	—	—	—
445	Food & beverage stores	1 755	6 501	26 483	81	39	10	4	13	15	—	—	—	—
4451	Grocery stores	1 671	6 093	24 804	64	30	5	1	13	15	—	—	—	—
44511	Grocery (except convenience) stores	1 600	5 869	23 687	39	9	1	1	13	15	—	—	—	—
445110	Grocery (except convenience) stores	1 600	5 869	23 687	39	9	1	1	13	15	—	—	—	—
446	Health & personal care stores	845	3 921	15 322	63	14	12	18	19	—	—	—	—	—
4461	Health & personal care stores	845	3 921	15 322	63	14	12	18	19	—	—	—	—	—
44611	Pharmacies & drug stores	714	3 392	13 151	39	—	5	17	17	—	—	—	—	—
446110	Pharmacies & drug stores	714	3 392	13 151	39	—	5	17	17	—	—	—	—	—
447	Gasoline stations	611	2 525	10 300	120	64	42	13	1	—	—	—	—	—
4471	Gasoline stations	611	2 525	10 300	120	64	42	13	1	—	—	—	—	—
44711	Gasoline stations with convenience stores	531	2 168	8 908	103	55	38	9	1	—	—	—	—	—
447110	Gasoline stations with convenience stores	531	2 168	8 908	103	55	38	9	1	—	—	—	—	—
448	Clothing & clothing accessories stores	812	2 441	9 725	82	27	29	17	7	2	—	—	—	—
4481	Clothing stores	551	1 469	5 733	46	16	12	10	6	2	—	—	—	—
44812	Women's clothing stores	152	296	1 418	18	3	8	6	1	—	—	—	—	—
448120	Women's clothing stores	152	296	1 418	18	3	8	6	1	—	—	—	—	—
44814	Family clothing stores	300	919	3 435	12	4	—	2	4	2	—	—	—	—
448140	Family clothing stores	300	919	3 435	12	4	—	2	4	2	—	—	—	—
4482	Shoe stores	161	439	1 769	16	2	8	5	1	—	—	—	—	—
44821	Shoe stores	161	439	1 769	16	2	8	5	1	—	—	—	—	—
448210	Shoe stores	161	439	1 769	16	2	8	5	1	—	—	—	—	—
4483	Jewelry, luggage & leather goods stores	100	533	2 223	20	9	9	2	—	—	—	—	—	—
44831	Jewelry stores	100	533	2 223	20	9	9	2	—	—	—	—	—	—
448310	Jewelry stores	100	533	2 223	20	9	9	2	—	—	—	—	—	—
451	Sporting goods, hobby, book & music stores	468	1 703	7 062	33	13	11	1	6	2	—	—	—	—
4511	Sporting goods, hobby, musical instrument stores	342	1 191	5 198	22	9	7	1	3	2	—	—	—	—
45111	Sporting goods stores	101	391	1 461	11	5	4	1	1	—	—	—	—	—
451110	Sporting goods stores	101	391	1 461	11	5	4	1	1	—	—	—	—	—
45112	Hobby, toy & game stores (C)	(D)	(D)	(D)	6	1	2	—	2	1	—	—	—	—
4512	Book, periodical & music stores	126	512	1 864	11	4	4	—	3	—	—	—	—	—
452	General merchandise stores	1 831	7 086	28 589	37	5	20	—	3	2	6	—	1	—
4521	Department stores	1 394	5 636	22 554	7	—	—	—	—	1	5	—	1	—
45211	Department stores	1 394	5 636	22 554	7	—	—	—	—	1	5	—	1	—
452110	Department stores	1 394	5 636	22 554	7	—	—	—	—	1	5	—	1	—
4529	Other general merchandise stores	437	1 450	6 035	30	5	20	—	3	1	1	—	—	—
45291	Warehouse clubs & superstores (C)	(D)	(D)	(D)	1	—	—	—	—	—	1	—	—	—
45299	All other general merchandise stores (E)	(D)	(D)	(D)	29	5	20	—	3	1	—	—	—	—
453	Miscellaneous store retailers	399	1 678	6 673	64	33	23	3	4	1	—	—	—	—
4532	Office supplies, stationery & gift stores	137	508	2 009	16	7	5	2	1	1	—	—	—	—
4539	Other miscellaneous store retailers	143	710	2 830	22	9	11	—	2	—	—	—	—	—
454	Nonstore retailers	153	772	3 117	21	11	2	7	1	—	—	—	—	—
4543	Direct selling establishments	132	675	2 739	18	10	1	6	1	—	—	—	—	—
<b>48-49</b>	<b>Transportation &amp; warehousing</b>	<b>614</b>	<b>4 835</b>	<b>19 499</b>	<b>76</b>	<b>50</b>	<b>9</b>	<b>10</b>	<b>5</b>	<b>2</b>	<b>—</b>	<b>—</b>	<b>—</b>	<b>—</b>
484	Truck transportation	321	1 610	6 783	36	23	5	4	3	1	—	—	—	—
4841	General freight trucking	219	1 036	4 399	22	14	3	3	1	1	—	—	—	—
48412	General freight trucking, long-distance	191	918	3 962	10	4	1	3	1	1	—	—	—	—
4842	Specialized freight trucking	102	574	2 384	14	9	2	1	2	—	—	—	—	—

See footnotes at end of table.

**Table 6. Counties—Employees, Payroll, and Establishments by Industry: 2002—Con.**

[Excludes most government employees, railroad employees, and self-employed persons. Size class 1 to 4 includes establishments with payroll, but no employees, during mid-March pay period. (D) denotes figures withheld to avoid disclosing data for individual companies; the data are included in broader industry totals. Detailed industries with 100 or more employees are shown if industry was not a (D). For explanation of terms, abbreviations, and data reliability/comparability, see introductory text]

NAICS code	Industry	Number of employees for week including March 12	Payroll (\$1,000)		Total number of establishments	Number of establishments by employment-size class								
			First quarter	Annual		1 to 4	5 to 9	10 to 19	20 to 49	50 to 99	100 to 249	250 to 499	500 to 999	1,000 or more
<b>GASTON—Con.</b>														
<b>51</b>	<b>Information</b>	<b>671</b>	<b>5 688</b>	<b>21 685</b>	<b>24</b>	<b>12</b>	<b>1</b>	<b>3</b>	<b>4</b>	<b>3</b>	<b>1</b>	—	—	—
5111	Publishing industries	(C)	(D)	(D)	3	1	1	—	—	—	1	—	—	—
51111	Newspaper, periodical, book, database publishers	(C)	(D)	(D)	2	—	1	—	—	—	1	—	—	—
51111	Newspaper publishers	(C)	(D)	(D)	2	—	1	—	—	—	1	—	—	—
513	Broadcasting & telecommunications	375	3 606	12 978	12	4	—	3	2	3	—	—	—	—
5132	Cable networks & program distribution	(C)	(D)	(D)	2	—	—	1	—	1	—	—	—	—
51322	Cable & other program distribution	(C)	(D)	(D)	2	—	—	1	—	1	—	—	—	—
5133	Telecommunications	(C)	(D)	(D)	8	3	—	2	1	2	—	—	—	—
51331	Wired telecommunications carriers	(C)	(D)	(D)	4	1	—	1	—	2	—	—	—	—
<b>52</b>	<b>Finance &amp; insurance</b>	<b>1 739</b>	<b>12 996</b>	<b>50 486</b>	<b>220</b>	<b>131</b>	<b>49</b>	<b>27</b>	<b>8</b>	<b>3</b>	<b>2</b>	—	—	—
522	Credit intermediation & related activities	964	6 642	26 157	105	40	34	21	8	2	—	—	—	—
5221	Depository credit intermediation	785	5 425	20 956	60	10	22	18	8	2	—	—	—	—
52211	Commercial banking	581	3 228	13 503	48	8	20	12	7	1	—	—	—	—
522110	Commercial banking	581	3 228	13 503	48	8	20	12	7	1	—	—	—	—
52212	Savings institutions	138	1 835	5 938	6	—	—	5	—	1	—	—	—	—
522120	Savings institutions	138	1 835	5 938	6	—	—	5	—	1	—	—	—	—
5222	Nondepository credit intermediation	121	919	3 810	28	16	10	2	—	—	—	—	—	—
52229	Other nondepository credit intermediation	118	896	3 680	25	13	10	2	—	—	—	—	—	—
524	Insurance carriers & related activities	675	5 338	19 868	85	68	10	4	—	1	2	—	—	—
5241	Insurance carriers	413	3 148	10 663	9	4	1	2	—	—	2	—	—	—
52411	Direct life, health, medical insurance carriers	(E)	(D)	(D)	4	2	—	—	—	—	2	—	—	—
5242	Agencies & other insurance related activities	262	2 190	9 205	76	64	9	2	—	1	—	—	—	—
52421	Insurance agencies & brokerages	(E)	(D)	(D)	74	62	9	2	—	1	—	—	—	—
<b>53</b>	<b>Real estate &amp; rental &amp; leasing</b>	<b>703</b>	<b>3 969</b>	<b>17 776</b>	<b>129</b>	<b>98</b>	<b>22</b>	<b>7</b>	<b>1</b>	—	—	<b>1</b>	—	—
531	Real estate	501	2 887	13 216	90	78	9	2	—	—	—	1	—	—
5311	Lessors of real estate	372	2 188	10 211	39	33	5	—	—	—	—	1	—	—
53111	Lessors of residential buildings & dwellings	332	1 938	8 404	19	14	4	—	—	—	—	—	—	—
531110	Lessors of residential buildings & dwellings	332	1 938	8 404	19	14	4	—	—	—	—	—	—	—
532	Rental & leasing services	202	1 082	4 560	39	20	13	5	1	—	—	—	—	—
5322	Consumer goods rental	101	365	1 510	21	11	7	3	—	—	—	—	—	—
<b>54</b>	<b>Professional, scientific &amp; technical services</b>	<b>1 451</b>	<b>9 523</b>	<b>39 118</b>	<b>271</b>	<b>176</b>	<b>53</b>	<b>26</b>	<b>15</b>	<b>1</b>	—	—	—	—
541	Professional, scientific & technical services	1 451	9 523	39 118	271	176	53	26	15	1	—	—	—	—
5411	Legal services	304	2 834	12 197	70	47	18	3	2	—	—	—	—	—
54111	Offices of lawyers	(E)	(D)	(D)	69	47	17	3	2	—	—	—	—	—
5412	Accounting, tax prep, bookkeep, payroll services	414	1 653	5 811	59	35	12	7	4	1	—	—	—	—
54121	Accounting, tax prep, bookkeep, payroll services	414	1 653	5 811	59	35	12	7	4	1	—	—	—	—
541213	Tax preparation services	259	624	1 438	18	5	4	5	3	1	—	—	—	—
5413	Architectural, engineering & related services	188	1 435	5 668	40	26	7	6	1	—	—	—	—	—
5416	Management, sci & tech consulting services	100	773	3 351	27	22	2	1	2	—	—	—	—	—
5419	Oth professional, scientific, technical services	275	1 193	5 276	30	9	11	6	4	—	—	—	—	—
54194	Veterinary services	226	1 038	4 634	17	1	6	6	4	—	—	—	—	—
541940	Veterinary services	226	1 038	4 634	17	1	6	6	4	—	—	—	—	—
<b>55</b>	<b>Management of companies &amp; enterprises</b>	<b>793</b>	<b>10 072</b>	<b>38 736</b>	<b>26</b>	<b>5</b>	<b>11</b>	—	<b>5</b>	<b>3</b>	<b>2</b>	—	—	—
551	Management of companies & enterprises	793	10 072	38 736	26	5	11	—	5	3	2	—	—	—
5511	Management of companies & enterprises	793	10 072	38 736	26	5	11	—	5	3	2	—	—	—
55111	Management of companies & enterprises	793	10 072	38 736	26	5	11	—	5	3	2	—	—	—
<b>56</b>	<b>Admin, support, waste mgt, remediation services</b>	<b>2 725</b>	<b>11 655</b>	<b>53 552</b>	<b>180</b>	<b>111</b>	<b>28</b>	<b>16</b>	<b>12</b>	<b>7</b>	<b>4</b>	<b>2</b>	—	—
561	Administrative & support services	2 639	10 908	50 021	170	105	26	15	11	7	4	2	—	—
5612	Facilities support services	(E)	(D)	(D)	1	—	—	—	—	—	—	1	—	—
56121	Facilities support services	(E)	(D)	(D)	1	—	—	—	—	—	—	1	—	—
5613	Employment services	1 405	4 515	23 419	21	3	3	1	4	6	3	1	—	—
56132	Temporary help services	1 333	4 200	21 681	16	1	1	1	4	5	3	1	—	—
561320	Temporary help services	1 333	4 200	21 681	16	1	1	1	4	5	3	1	—	—
5616	Investigation & security services	162	595	2 505	10	6	2	1	—	—	1	—	—	—
56161	Investigation, guard & armored car services	143	481	2 039	5	2	1	1	—	—	1	—	—	—
5617	Services to buildings & dwellings	536	3 392	14 752	102	70	15	11	6	—	—	—	—	—
56172	Janitorial services	238	1 099	4 224	38	25	5	5	3	—	—	—	—	—
561720	Janitorial services	238	1 099	4 224	38	25	5	5	3	—	—	—	—	—
56173	Landscaping services	194	1 684	7 954	45	34	6	3	2	—	—	—	—	—
561730	Landscaping services	194	1 684	7 954	45	34	6	3	2	—	—	—	—	—
<b>61</b>	<b>Educational services</b>	<b>896</b>	<b>3 421</b>	<b>13 870</b>	<b>28</b>	<b>12</b>	<b>4</b>	<b>5</b>	<b>4</b>	<b>1</b>	<b>1</b>	<b>1</b>	—	—
611	Educational services	896	3 421	13 870	28	12	4	5	4	1	1	1	—	—
6111	Elementary & secondary schools	414	1 563	6 185	10	2	1	2	3	1	1	—	—	—
61111	Elementary & secondary schools	414	1 563	6 185	10	2	1	2	3	1	1	—	—	—
611110	Elementary & secondary schools	414	1 563	6 185	10	2	1	2	3	1	1	—	—	—
6113	Colleges, universities & professional schools	(E)	(D)	(D)	1	—	—	—	—	—	—	1	—	—
61131	Colleges, universities & professional schools	(E)	(D)	(D)	1	—	—	—	—	—	—	1	—	—

See footnotes at end of table.

**Table 6. Counties—Employees, Payroll, and Establishments by Industry: 2002—Con.**

[Excludes most government employees, railroad employees, and self-employed persons. Size class 1 to 4 includes establishments with payroll, but no employees, during mid-March pay period. (D) denotes figures withheld to avoid disclosing data for individual companies; the data are included in broader industry totals. Detailed industries with 100 or more employees are shown if industry was not a (D). For explanation of terms, abbreviations, and data reliability/comparability, see introductory text]

NAICS code	Industry	Number of employees for week including March 12	Payroll (\$1,000)		Total number of establishments	Number of establishments by employment-size class									
			First quarter	Annual		1 to 4	5 to 9	10 to 19	20 to 49	50 to 99	100 to 249	250 to 499	500 to 999	1,000 or more	
<b>GASTON—Con.</b>															
<b>62</b>	<b>Health care and social assistance . . . . .</b>	<b>8 703</b>	<b>71 930</b>	<b>304 784</b>	<b>388</b>	<b>144</b>	<b>85</b>	<b>71</b>	<b>59</b>	<b>15</b>	<b>12</b>	<b>1</b>	<b>—</b>	<b>1</b>	
621	Ambulatory health care services . . . . .	3 223	35 954	159 837	235	88	66	41	28	9	2	1	—	—	
6211	Offices of physicians . . . . .	1 481	21 424	94 952	106	34	27	19	20	6	—	—	—	—	
62111	Offices of physicians . . . . .	1 481	21 424	94 952	106	34	27	19	20	6	—	—	—	—	
621111	Offices of physicians (exc mental health) . . . . .	1 463	21 240	94 103	99	27	27	19	20	6	—	—	—	—	
6212	Offices of dentists . . . . .	361	3 158	16 761	47	10	25	11	1	—	—	—	—	—	
62121	Offices of dentists . . . . .	361	3 158	16 761	47	10	25	11	1	—	—	—	—	—	
621210	Offices of dentists . . . . .	361	3 158	16 761	47	10	25	11	1	—	—	—	—	—	
6213	Offices of other health practitioners . . . . .	287	2 198	10 244	47	31	9	5	1	1	—	—	—	—	
62132	Offices of optometrists . . . . .	121	746	3 219	15	7	5	2	1	—	—	—	—	—	
621320	Offices of optometrists . . . . .	121	746	3 219	15	7	5	2	1	—	—	—	—	—	
6214	Outpatient care centers . . . . .	430	5 435	22 841	17	7	4	2	3	—	—	1	—	—	
62149	Other outpatient care centers . . . . .	405	5 309	22 254	10	2	2	2	3	—	—	1	—	—	
6216	Home health care services . . . . .	623	3 355	13 420	11	1	1	2	3	2	2	—	—	—	
62161	Home health care services . . . . .	623	3 355	13 420	11	1	1	2	3	2	2	—	—	—	
621610	Home health care services . . . . .	623	3 355	13 420	11	1	1	2	3	2	2	—	—	—	
622	Hospitals . . . . .	(G)	(D)	(D)	2	—	—	—	1	—	—	—	—	1	
6221	General medical & surgical hospitals . . . . .	(G)	(D)	(D)	2	—	—	—	1	—	—	—	—	1	
62211	General medical & surgical hospitals . . . . .	(G)	(D)	(D)	2	—	—	—	1	—	—	—	—	1	
623	Nursing & residential care facilities . . . . .	2 446	11 911	48 703	64	15	6	15	13	5	10	—	—	—	
6231	Nursing care facilities . . . . .	1 198	6 617	26 425	13	1	1	1	—	2	8	—	—	—	
62311	Nursing care facilities . . . . .	1 198	6 617	26 425	13	1	1	1	—	2	8	—	—	—	
623110	Nursing care facilities . . . . .	1 198	6 617	26 425	13	1	1	1	—	2	8	—	—	—	
6232	Residential mental retardation, health facil . . . . .	449	2 030	8 426	29	11	5	9	3	—	1	—	—	—	
62321	Residential mental retardation facilities . . . . .	(E)	(D)	(D)	27	9	5	9	3	—	1	—	—	—	
6233	Community care facilities for the elderly . . . . .	666	2 701	11 029	16	3	—	1	8	3	1	—	—	—	
62331	Community care facilities for the elderly . . . . .	666	2 701	11 029	16	3	—	1	8	3	1	—	—	—	
6239	Other residential care facilities . . . . .	133	563	2 823	6	—	—	4	2	—	—	—	—	—	
62399	Other residential care facilities . . . . .	133	563	2 823	6	—	—	4	2	—	—	—	—	—	
623990	Other residential care facilities . . . . .	133	563	2 823	6	—	—	4	2	—	—	—	—	—	
624	Social assistance . . . . .	(F)	(D)	(D)	87	41	13	15	17	1	—	—	—	—	
6241	Individual & family services . . . . .	(C)	(D)	(D)	19	10	2	3	3	1	—	—	—	—	
6244	Child day care services . . . . .	631	1 991	8 517	60	26	10	11	13	—	—	—	—	—	
62441	Child day care services . . . . .	631	1 991	8 517	60	26	10	11	13	—	—	—	—	—	
624410	Child day care services . . . . .	631	1 991	8 517	60	26	10	11	13	—	—	—	—	—	
<b>71</b>	<b>Arts, entertainment &amp; recreation . . . . .</b>	<b>519</b>	<b>1 785</b>	<b>6 994</b>	<b>43</b>	<b>22</b>	<b>6</b>	<b>8</b>	<b>3</b>	<b>4</b>	<b>—</b>	<b>—</b>	<b>—</b>	<b>—</b>	
713	Amusement, gambling & recreation industries . . . . .	457	1 431	5 717	35	17	5	7	2	4	—	—	—	—	
7139	Other amusement & recreation industries . . . . .	450	1 401	5 630	31	13	5	7	2	4	—	—	—	—	
71391	Golf courses & country clubs . . . . .	219	885	3 563	10	2	2	4	—	2	—	—	—	—	
713910	Golf courses & country clubs . . . . .	219	885	3 563	10	2	2	4	—	2	—	—	—	—	
71394	Fitness & recreational sports centers . . . . .	170	320	1 359	15	8	2	3	—	2	—	—	—	—	
713940	Fitness & recreational sports centers . . . . .	170	320	1 359	15	8	2	3	—	2	—	—	—	—	
<b>72</b>	<b>Accommodation &amp; food services . . . . .</b>	<b>5 038</b>	<b>12 311</b>	<b>51 283</b>	<b>272</b>	<b>76</b>	<b>36</b>	<b>59</b>	<b>83</b>	<b>14</b>	<b>4</b>	<b>—</b>	<b>—</b>	<b>—</b>	
721	Accommodation . . . . .	200	567	2 410	18	6	2	7	3	—	—	—	—	—	
7211	Traveler accommodation . . . . .	(C)	(D)	(D)	17	5	2	7	3	—	—	—	—	—	
72111	Hotels (exc casino hotels) & motels . . . . .	(C)	(D)	(D)	17	5	2	7	3	—	—	—	—	—	
722	Food services & drinking places . . . . .	4 838	11 744	48 873	254	70	34	52	80	14	4	—	—	—	
7221	Full-service restaurants . . . . .	2 063	4 873	20 165	95	27	15	21	21	7	4	—	—	—	
72211	Full-service restaurants . . . . .	2 063	4 873	20 165	95	27	15	21	21	7	4	—	—	—	
722110	Full-service restaurants . . . . .	2 063	4 873	20 165	95	27	15	21	21	7	4	—	—	—	
7222	Limited-service eating places . . . . .	2 566	6 370	26 866	130	23	15	29	57	6	—	—	—	—	
72221	Limited-service eating places . . . . .	2 566	6 370	26 866	130	23	15	29	57	6	—	—	—	—	
722211	Limited-service restaurants . . . . .	2 420	5 898	24 879	117	16	13	28	55	5	—	—	—	—	
722212	Cafeterias . . . . .	118	367	1 506	6	2	1	1	1	—	—	—	—	—	
7223	Special food services . . . . .	101	334	1 354	18	12	4	1	1	—	—	—	—	—	
7224	Drinking places (alcoholic beverages) . . . . .	108	167	488	11	8	—	1	1	1	—	—	—	—	
72241	Drinking places (alcoholic beverages) . . . . .	108	167	488	11	8	—	1	1	1	—	—	—	—	
722410	Drinking places (alcoholic beverages) . . . . .	108	167	488	11	8	—	1	1	1	—	—	—	—	
<b>81</b>	<b>Other services (except public administration) . . . . .</b>	<b>3 660</b>	<b>14 644</b>	<b>59 714</b>	<b>548</b>	<b>331</b>	<b>141</b>	<b>41</b>	<b>27</b>	<b>5</b>	<b>3</b>	<b>—</b>	<b>—</b>	<b>—</b>	
811	Repair & maintenance . . . . .	684	4 278	17 347	163	114	35	10	4	—	—	—	—	—	
8111	Automotive repair & maintenance . . . . .	445	2 548	10 364	105	71	26	6	2	—	—	—	—	—	
81111	Automotive mechanical & electrical R&M . . . . .	207	1 208	5 047	64	47	16	1	—	—	—	—	—	—	
811111	General automotive repair . . . . .	140	842	3 473	45	34	10	1	—	—	—	—	—	—	
81112	Automotive body, paint, interior & glass repair . . . . .	154	1 078	4 190	30	19	6	4	1	—	—	—	—	—	
811121	Automotive body, paint & interior R&M . . . . .	141	981	3 780	27	17	5	4	1	—	—	—	—	—	
8113	Commercial equipment (exc auto & elec) R&M . . . . .	162	1 286	5 142	33	23	6	2	2	—	—	—	—	—	
81131	Commercial equipment (exc auto & elec) R&M . . . . .	162	1 286	5 142	33	23	6	2	2	—	—	—	—	—	
811310	Commercial equipment (exc auto & elec) R&M . . . . .	162	1 286	5 142	33	23	6	2	2	—	—	—	—	—	

See footnotes at end of table.

**Table 6. Counties—Employees, Payroll, and Establishments by Industry: 2002—Con.**

[Excludes most government employees, railroad employees, and self-employed persons. Size class 1 to 4 includes establishments with payroll, but no employees, during mid-March pay period. (D) denotes figures withheld to avoid disclosing data for individual companies; the data are included in broader industry totals. Detailed industries with 100 or more employees are shown if industry was not a (D). For explanation of terms, abbreviations, and data reliability/comparability, see introductory text]

NAICS code	Industry	Number of employees for week including March 12	Payroll (\$1,000)		Total number of establishments	Number of establishments by employment-size class									
			First quarter	Annual		1 to 4	5 to 9	10 to 19	20 to 49	50 to 99	100 to 249	250 to 499	500 to 999	1,000 or more	
<b>GASTON—Con.</b>															
<b>81</b>	<b>Other services (except public administration)—Con.</b>														
812	Personal & laundry services .....	765	2 955	11 938	103	72	14	7	7	3	—	—	—	—	
8121	Personal care services .....	275	732	2 949	46	32	9	3	1	1	—	—	—	—	
81211	Hair, nail & skin care services .....	201	501	2 119	36	26	7	2	—	1	—	—	—	—	
812112	Beauty salons .....	187	419	1 792	27	17	7	2	—	1	—	—	—	—	
8122	Death care services .....	206	1 193	4 843	17	11	1	1	4	—	—	—	—	—	
81221	Funeral homes .....	164	949	3 785	11	7	—	1	3	—	—	—	—	—	
812210	Funeral homes .....	164	949	3 785	11	7	—	1	3	—	—	—	—	—	
8123	Drycleaning & laundry services .....	229	870	3 401	22	15	1	2	2	2	—	—	—	—	
813	Religious, grantmaking, civic, prof & like organizations .....	2 211	7 411	30 429	282	145	92	24	16	2	3	—	—	—	
8131	Religious organizations .....	1 732	5 815	23 477	238	121	81	19	14	2	1	—	—	—	
81311	Religious organizations .....	1 732	5 815	23 477	238	121	81	19	14	2	1	—	—	—	
813110	Religious organizations .....	1 732	5 815	23 477	238	121	81	19	14	2	1	—	—	—	
8134	Civic & social organizations .....	365	980	4 528	15	4	4	3	2	—	2	—	—	—	
81341	Civic & social organizations .....	365	980	4 528	15	4	4	3	2	—	2	—	—	—	
813410	Civic & social organizations .....	365	980	4 528	15	4	4	3	2	—	2	—	—	—	
<b>95</b>	<b>Auxiliaries (exc corporate, subsidiary &amp; regional mgt) .....</b>	<b>(B)</b>	<b>(D)</b>	<b>(D)</b>	<b>2</b>	<b>—</b>	<b>1</b>	<b>1</b>	<b>—</b>	<b>—</b>	<b>—</b>	<b>—</b>	<b>—</b>	<b>—</b>	
<b>99</b>	<b>Unclassified establishments .....</b>	<b>(B)</b>	<b>(D)</b>	<b>(D)</b>	<b>24</b>	<b>22</b>	<b>2</b>	<b>—</b>	<b>—</b>	<b>—</b>	<b>—</b>	<b>—</b>	<b>—</b>	<b>—</b>	
<b>GATES</b>															
	<b>Total .....</b>	<b>1 006</b>	<b>5 011</b>	<b>20 840</b>	<b>132</b>	<b>80</b>	<b>25</b>	<b>15</b>	<b>9</b>	<b>3</b>	<b>—</b>	<b>—</b>	<b>—</b>	<b>—</b>	
<b>11</b>	<b>Forestry, fishing, hunting, and agriculture support .....</b>	<b>50</b>	<b>264</b>	<b>1 281</b>	<b>9</b>	<b>4</b>	<b>3</b>	<b>2</b>	<b>—</b>	<b>—</b>	<b>—</b>	<b>—</b>	<b>—</b>	<b>—</b>	
<b>23</b>	<b>Construction .....</b>	<b>(A)</b>	<b>(D)</b>	<b>(D)</b>	<b>8</b>	<b>7</b>	<b>1</b>	<b>—</b>	<b>—</b>	<b>—</b>	<b>—</b>	<b>—</b>	<b>—</b>	<b>—</b>	
<b>31-33</b>	<b>Manufacturing .....</b>	<b>159</b>	<b>1 178</b>	<b>5 183</b>	<b>6</b>	<b>2</b>	<b>—</b>	<b>1</b>	<b>2</b>	<b>1</b>	<b>—</b>	<b>—</b>	<b>—</b>	<b>—</b>	
321	Wood product mfg .....	140	1 038	4 580	3	—	—	—	2	1	—	—	—	—	
3211	Sawmills & wood preservation .....	140	1 038	4 580	3	—	—	—	2	1	—	—	—	—	
32111	Sawmills & wood preservation .....	140	1 038	4 580	3	—	—	—	2	1	—	—	—	—	
321113	Sawmills .....	140	1 038	4 580	3	—	—	—	2	1	—	—	—	—	
<b>42</b>	<b>Wholesale trade .....</b>	<b>64</b>	<b>477</b>	<b>1 731</b>	<b>9</b>	<b>3</b>	<b>4</b>	<b>2</b>	<b>—</b>	<b>—</b>	<b>—</b>	<b>—</b>	<b>—</b>	<b>—</b>	
<b>44-45</b>	<b>Retail trade .....</b>	<b>300</b>	<b>1 116</b>	<b>4 628</b>	<b>30</b>	<b>18</b>	<b>4</b>	<b>3</b>	<b>4</b>	<b>1</b>	<b>—</b>	<b>—</b>	<b>—</b>	<b>—</b>	
447	Gasoline stations .....	137	319	1 395	8	2	2	1	3	—	—	—	—	—	
4471	Gasoline stations .....	137	319	1 395	8	2	2	1	3	—	—	—	—	—	
44711	Gasoline stations with convenience stores ...	(C)	(D)	(D)	7	1	2	1	3	—	—	—	—	—	
<b>48-49</b>	<b>Transportation &amp; warehousing .....</b>	<b>72</b>	<b>378</b>	<b>1 677</b>	<b>15</b>	<b>11</b>	<b>2</b>	<b>1</b>	<b>1</b>	<b>—</b>	<b>—</b>	<b>—</b>	<b>—</b>	<b>—</b>	
<b>52</b>	<b>Finance &amp; insurance .....</b>	<b>(B)</b>	<b>(D)</b>	<b>(D)</b>	<b>5</b>	<b>2</b>	<b>2</b>	<b>1</b>	<b>—</b>	<b>—</b>	<b>—</b>	<b>—</b>	<b>—</b>	<b>—</b>	
<b>53</b>	<b>Real estate &amp; rental &amp; leasing .....</b>	<b>12</b>	<b>32</b>	<b>143</b>	<b>4</b>	<b>3</b>	<b>1</b>	<b>—</b>	<b>—</b>	<b>—</b>	<b>—</b>	<b>—</b>	<b>—</b>	<b>—</b>	
<b>54</b>	<b>Professional, scientific &amp; technical services .....</b>	<b>(B)</b>	<b>(D)</b>	<b>(D)</b>	<b>10</b>	<b>7</b>	<b>2</b>	<b>1</b>	<b>—</b>	<b>—</b>	<b>—</b>	<b>—</b>	<b>—</b>	<b>—</b>	
<b>56</b>	<b>Admin, support, waste mgt, remediation services .....</b>	<b>(A)</b>	<b>(D)</b>	<b>(D)</b>	<b>2</b>	<b>1</b>	<b>1</b>	<b>—</b>	<b>—</b>	<b>—</b>	<b>—</b>	<b>—</b>	<b>—</b>	<b>—</b>	
<b>62</b>	<b>Health care and social assistance .....</b>	<b>106</b>	<b>587</b>	<b>2 334</b>	<b>7</b>	<b>3</b>	<b>2</b>	<b>1</b>	<b>—</b>	<b>1</b>	<b>—</b>	<b>—</b>	<b>—</b>	<b>—</b>	
<b>72</b>	<b>Accommodation &amp; food services .....</b>	<b>75</b>	<b>175</b>	<b>668</b>	<b>7</b>	<b>2</b>	<b>2</b>	<b>1</b>	<b>2</b>	<b>—</b>	<b>—</b>	<b>—</b>	<b>—</b>	<b>—</b>	
<b>81</b>	<b>Other services (except public administration) .....</b>	<b>71</b>	<b>218</b>	<b>940</b>	<b>18</b>	<b>15</b>	<b>1</b>	<b>2</b>	<b>—</b>	<b>—</b>	<b>—</b>	<b>—</b>	<b>—</b>	<b>—</b>	
<b>99</b>	<b>Unclassified establishments .....</b>	<b>(A)</b>	<b>(D)</b>	<b>(D)</b>	<b>2</b>	<b>2</b>	<b>—</b>	<b>—</b>	<b>—</b>	<b>—</b>	<b>—</b>	<b>—</b>	<b>—</b>	<b>—</b>	
<b>GRAHAM</b>															
	<b>Total .....</b>	<b>1 933</b>	<b>10 583</b>	<b>46 557</b>	<b>161</b>	<b>100</b>	<b>27</b>	<b>17</b>	<b>11</b>	<b>3</b>	<b>2</b>	<b>—</b>	<b>1</b>	<b>—</b>	
<b>11</b>	<b>Forestry, fishing, hunting, and agriculture support .....</b>	<b>(B)</b>	<b>(D)</b>	<b>(D)</b>	<b>2</b>	<b>—</b>	<b>1</b>	<b>1</b>	<b>—</b>	<b>—</b>	<b>—</b>	<b>—</b>	<b>—</b>	<b>—</b>	
<b>21</b>	<b>Mining .....</b>	<b>(A)</b>	<b>(D)</b>	<b>(D)</b>	<b>1</b>	<b>—</b>	<b>—</b>	<b>1</b>	<b>—</b>	<b>—</b>	<b>—</b>	<b>—</b>	<b>—</b>	<b>—</b>	
<b>22</b>	<b>Utilities .....</b>	<b>(B)</b>	<b>(D)</b>	<b>(D)</b>	<b>2</b>	<b>—</b>	<b>1</b>	<b>1</b>	<b>—</b>	<b>—</b>	<b>—</b>	<b>—</b>	<b>—</b>	<b>—</b>	
<b>23</b>	<b>Construction .....</b>	<b>471</b>	<b>3 693</b>	<b>14 596</b>	<b>34</b>	<b>21</b>	<b>4</b>	<b>4</b>	<b>3</b>	<b>1</b>	<b>1</b>	<b>—</b>	<b>—</b>	<b>—</b>	
234	Heavy construction .....	380	3 245	12 442	13	5	2	3	1	1	1	—	—	—	
2349	Other heavy construction .....	291	2 759	10 262	6	2	1	1	1	—	1	—	—	—	
23499	All other heavy construction .....	291	2 759	10 262	6	2	1	1	1	—	1	—	—	—	
234990	All other heavy construction .....	291	2 759	10 262	6	2	1	1	1	—	1	—	—	—	
<b>31-33</b>	<b>Manufacturing .....</b>	<b>(F)</b>	<b>(D)</b>	<b>(D)</b>	<b>6</b>	<b>3</b>	<b>—</b>	<b>1</b>	<b>1</b>	<b>—</b>	<b>—</b>	<b>—</b>	<b>—</b>	<b>1</b>	
337	Furniture & related product mfg .....	(F)	(D)	(D)	2	1	—	—	—	—	—	—	—	1	
3371	HH & institutional furniture & kitchen cabinet mfg .....	(F)	(D)	(D)	2	1	—	—	—	—	—	—	—	1	
33712	Household & institutional furniture mfg .....	(F)	(D)	(D)	1	—	—	—	—	—	—	—	—	1	
<b>42</b>	<b>Wholesale trade .....</b>	<b>(A)</b>	<b>(D)</b>	<b>(D)</b>	<b>1</b>	<b>1</b>	<b>—</b>	<b>—</b>	<b>—</b>	<b>—</b>	<b>—</b>	<b>—</b>	<b>—</b>	<b>—</b>	
<b>44-45</b>	<b>Retail trade .....</b>	<b>213</b>	<b>795</b>	<b>3 382</b>	<b>36</b>	<b>23</b>	<b>8</b>	<b>3</b>	<b>1</b>	<b>1</b>	<b>—</b>	<b>—</b>	<b>—</b>	<b>—</b>	
<b>48-49</b>	<b>Transportation &amp; warehousing .....</b>	<b>(A)</b>	<b>(D)</b>	<b>(D)</b>	<b>2</b>	<b>2</b>	<b>—</b>	<b>—</b>	<b>—</b>	<b>—</b>	<b>—</b>	<b>—</b>	<b>—</b>	<b>—</b>	
<b>51</b>	<b>Information .....</b>	<b>(A)</b>	<b>(D)</b>	<b>(D)</b>	<b>2</b>	<b>1</b>	<b>1</b>	<b>—</b>	<b>—</b>	<b>—</b>	<b>—</b>	<b>—</b>	<b>—</b>	<b>—</b>	
<b>52</b>	<b>Finance &amp; insurance .....</b>	<b>32</b>	<b>160</b>	<b>706</b>	<b>7</b>	<b>4</b>	<b>2</b>	<b>1</b>	<b>—</b>	<b>—</b>	<b>—</b>	<b>—</b>	<b>—</b>	<b>—</b>	

See footnotes at end of table.



**Table 6. Counties—Employees, Payroll, and Establishments by Industry: 2002—Con.**

[Excludes most government employees, railroad employees, and self-employed persons. Size class 1 to 4 includes establishments with payroll, but no employees, during mid-March pay period. (D) denotes figures withheld to avoid disclosing data for individual companies; the data are included in broader industry totals. Detailed industries with 100 or more employees are shown if industry was not a (D). For explanation of terms, abbreviations, and data reliability/comparability, see introductory text]

NAICS code	Industry	Number of employees for week including March 12	Payroll (\$1,000)		Total number of establishments	Number of establishments by employment-size class								
			First quarter	Annual		1 to 4	5 to 9	10 to 19	20 to 49	50 to 99	100 to 249	250 to 499	500 to 999	1,000 or more
<b>GRAHAM—Con.</b>														
53	Real estate & rental & leasing .....	(A)	(D)	(D)	4	4	—	—	—	—	—	—	—	—
54	Professional, scientific & technical services .....	(B)	(D)	(D)	7	4	3	—	—	—	—	—	—	—
56	Admin, support, waste mgt, remediation services .....	(B)	(D)	(D)	3	2	—	—	1	—	—	—	—	—
62	Health care and social assistance .....	204	791	4 216	10	3	3	1	2	—	1	—	—	—
623	Nursing & residential care facilities .....	(C)	(D)	(D)	1	—	—	—	—	—	1	—	—	—
6231	Nursing care facilities .....	(C)	(D)	(D)	1	—	—	—	—	—	1	—	—	—
62311	Nursing care facilities .....	(C)	(D)	(D)	1	—	—	—	—	—	1	—	—	—
71	Arts, entertainment & recreation .....	(B)	(D)	(D)	5	4	—	—	1	—	—	—	—	—
72	Accommodation & food services .....	156	450	2 545	17	9	2	4	1	1	—	—	—	—
81	Other services (except public administration) .....	78	467	1 943	20	17	2	—	1	—	—	—	—	—
99	Unclassified establishments .....	(A)	(D)	(D)	2	2	—	—	—	—	—	—	—	—
<b>GRANVILLE</b>														
	Total .....	14 694	103 369	419 714	813	455	161	95	56	17	21	5	1	2
11	Forestry, fishing, hunting, and agriculture support .....	71	390	1 638	10	4	3	2	1	—	—	—	—	—
21	Mining .....	(B)	(D)	(D)	1	—	—	—	1	—	—	—	—	—
22	Utilities .....	(B)	(D)	(D)	3	1	—	—	1	1	—	—	—	—
23	Construction .....	577	3 407	14 702	119	82	21	11	5	—	—	—	—	—
233	Building, developing & general contracting .....	156	889	3 930	40	30	7	3	—	—	—	—	—	—
2332	Residential building construction .....	115	658	2 930	30	24	3	3	—	—	—	—	—	—
23321	Single-family housing construction .....	115	658	2 930	30	24	3	3	—	—	—	—	—	—
233210	Single-family housing construction .....	115	658	2 930	30	24	3	3	—	—	—	—	—	—
235	Special trade contractors .....	323	1 905	7 906	69	47	12	7	3	—	—	—	—	—
2351	Plumbing, heating & AC contractor .....	128	707	2 988	25	17	4	2	2	—	—	—	—	—
23511	Plumbing, heating & AC contractor .....	128	707	2 988	25	17	4	2	2	—	—	—	—	—
235110	Plumbing, heating & AC contractor .....	128	707	2 988	25	17	4	2	2	—	—	—	—	—
31-33	Manufacturing .....	6 106	51 819	212 521	51	13	5	5	6	3	14	3	1	1
313	Textile mills .....	714	4 720	20 569	5	—	1	—	—	—	3	1	—	—
3132	Fabric mills .....	(C)	(D)	(D)	2	—	1	—	—	—	1	—	—	—
31324	Knit fabric mills .....	(C)	(D)	(D)	1	—	—	—	—	—	1	—	—	—
3133	Textile, fabric finishing, fabric coating mills .....	(F)	(D)	(D)	3	—	—	—	—	—	2	1	—	—
31331	Textile & fabric finishing mills .....	(E)	(D)	(D)	2	—	—	—	—	—	2	—	—	—
31332	Fabric coating mills .....	(E)	(D)	(D)	1	—	—	—	—	—	—	1	—	—
314	Textile product mills .....	(C)	(D)	(D)	1	—	—	—	—	—	1	—	—	—
3149	Other textile product mills .....	(C)	(D)	(D)	1	—	—	—	—	—	1	—	—	—
31491	Textile bag & canvas mills .....	(C)	(D)	(D)	1	—	—	—	—	—	1	—	—	—
321	Wood product mfg .....	454	3 103	11 270	5	—	—	1	1	—	3	—	—	—
3211	Sawmills & wood preservation .....	(C)	(D)	(D)	2	—	—	1	—	—	1	—	—	—
32111	Sawmills & wood preservation .....	(C)	(D)	(D)	2	—	—	1	—	—	1	—	—	—
3219	Other wood product mfg .....	(E)	(D)	(D)	3	—	—	—	1	—	2	—	—	—
32192	Wood container & pallet mfg .....	(C)	(D)	(D)	2	—	—	—	1	—	1	—	—	—
32199	All other wood product mfg .....	(C)	(D)	(D)	1	—	—	—	—	—	1	—	—	—
324	Petroleum & coal products mfg .....	(C)	(D)	(D)	1	—	—	—	—	—	1	—	—	—
3241	Petroleum & coal products mfg .....	(C)	(D)	(D)	1	—	—	—	—	—	1	—	—	—
32412	Asphalt paving, roofing & saturated mat mfg ..	(C)	(D)	(D)	1	—	—	—	—	—	1	—	—	—
325	Chemical mfg .....	(G)	(D)	(D)	1	—	—	—	—	—	—	—	—	1
3256	Soap, cleaners & toilet preparation mfg .....	(G)	(D)	(D)	1	—	—	—	—	—	—	—	—	1
32562	Toilet preparation mfg .....	(G)	(D)	(D)	1	—	—	—	—	—	—	—	—	1
326	Plastics & rubber products mfg .....	453	3 734	15 740	5	—	—	—	1	3	1	—	—	—
3261	Plastics product mfg .....	(E)	(D)	(D)	4	—	—	—	1	3	—	—	—	—
32612	Plastics pipe, pipe fitting, & unsupported profile shape mfg .....	(C)	(D)	(D)	2	—	—	—	1	1	—	—	—	—
3262	Rubber product mfg .....	(C)	(D)	(D)	1	—	—	—	—	—	1	—	—	—
32621	Tire mfg .....	(C)	(D)	(D)	1	—	—	—	—	—	1	—	—	—
327	Nonmetallic mineral product mfg .....	(E)	(D)	(D)	5	2	—	1	—	—	1	1	—	—
3271	Clay product & refractory mfg .....	(E)	(D)	(D)	1	—	—	—	—	—	—	1	—	—
32711	Pottery, ceramics & plumbing fixture mfg .....	(E)	(D)	(D)	1	—	—	—	—	—	—	1	—	—
3273	Cement & concrete product mfg .....	(C)	(D)	(D)	3	1	—	1	—	—	1	—	—	—
32739	Other concrete product mfg .....	(C)	(D)	(D)	1	—	—	—	—	—	1	—	—	—
332	Fabricated metal product mfg .....	539	6 123	20 161	9	2	2	1	2	—	1	1	—	—
3323	Architectural & structural metals mfg .....	(C)	(D)	(D)	3	1	—	—	1	—	1	—	—	—
33232	Ornamental & architectural metal prod mfg ..	(C)	(D)	(D)	1	—	—	—	—	—	1	—	—	—
3329	Other fabricated metal product mfg .....	(E)	(D)	(D)	2	—	—	—	1	—	—	1	—	—
33299	All other fabricated metal product mfg .....	(E)	(D)	(D)	2	—	—	—	1	—	—	1	—	—
333	Machinery mfg .....	(C)	(D)	(D)	1	—	—	—	—	—	1	—	—	—
3331	Ag, construction & mining machinery mfg .....	(C)	(D)	(D)	1	—	—	—	—	—	1	—	—	—
33312	Construction machinery mfg .....	(C)	(D)	(D)	1	—	—	—	—	—	1	—	—	—
334	Computer & electronic product mfg .....	(F)	(D)	(D)	2	1	—	—	—	—	—	—	1	—
3342	Communications equipment mfg .....	(F)	(D)	(D)	1	—	—	—	—	—	—	—	1	—
33421	Telephone apparatus mfg .....	(F)	(D)	(D)	1	—	—	—	—	—	—	—	1	—

See footnotes at end of table.

**Table 6. Counties—Employees, Payroll, and Establishments by Industry: 2002—Con.**

[Excludes most government employees, railroad employees, and self-employed persons. Size class 1 to 4 includes establishments with payroll, but no employees, during mid-March pay period. (D) denotes figures withheld to avoid disclosing data for individual companies; the data are included in broader industry totals. Detailed industries with 100 or more employees are shown if industry was not a (D). For explanation of terms, abbreviations, and data reliability/comparability, see introductory text]

NAICS code	Industry	Number of employees for week including March 12	Payroll (\$1,000)		Total number of establishments	Number of establishments by employment-size class								
			First quarter	Annual		1 to 4	5 to 9	10 to 19	20 to 49	50 to 99	100 to 249	250 to 499	500 to 999	1,000 or more
<b>GRANVILLE—Con.</b>														
<b>31-33 Manufacturing—Con.</b>														
339	Miscellaneous mfg .....	415	2 892	14 094	7	3	1	1	—	—	2	—	—	—
3391	Medical equipment & supplies mfg .....	(C)	(D)	(D)	3	1	1	—	—	—	1	—	—	—
33911	Medical equipment & supplies mfg .....	(C)	(D)	(D)	3	1	1	—	—	—	1	—	—	—
3399	Other miscellaneous mfg .....	(C)	(D)	(D)	4	2	—	1	—	—	1	—	—	—
33999	All other misc mfg .....	(C)	(D)	(D)	1	—	—	—	—	—	1	—	—	—
<b>42</b>	<b>Wholesale trade .....</b>	<b>483</b>	<b>3 809</b>	<b>15 839</b>	<b>30</b>	<b>17</b>	<b>5</b>	<b>3</b>	<b>1</b>	<b>3</b>	<b>1</b>	—	—	—
421	Wholesale trade, durable goods .....	354	2 546	10 601	20	10	4	3	—	2	1	—	—	—
4213	Lumber & other construction materials whse ...	(C)	(D)	(D)	4	2	—	—	—	2	—	—	—	—
4216	Electrical goods whse .....	(C)	(D)	(D)	3	—	2	—	—	—	1	—	—	—
42169	Other electronic parts & equipment whse ....	(C)	(D)	(D)	2	—	1	—	—	—	1	—	—	—
422	Wholesale trade, nondurable goods .....	129	1 263	5 238	10	7	1	—	1	1	—	—	—	—
4229	Miscellaneous nondurable goods whse .....	(C)	(D)	(D)	5	3	—	—	1	1	—	—	—	—
42294	Tobacco & tobacco product whse .....	(C)	(D)	(D)	2	—	—	—	1	1	—	—	—	—
<b>44-45</b>	<b>Retail trade .....</b>	<b>1 412</b>	<b>6 438</b>	<b>26 307</b>	<b>155</b>	<b>81</b>	<b>42</b>	<b>20</b>	<b>6</b>	<b>5</b>	<b>1</b>	—	—	—
441	Motor vehicle & parts dealers .....	299	2 240	9 004	23	9	3	9	1	1	—	—	—	—
4411	Automobile dealers .....	194	1 670	6 707	10	4	—	4	1	1	—	—	—	—
44111	New car dealers .....	(C)	(D)	(D)	6	1	—	4	1	—	—	—	—	—
4413	Automotive parts, accessories & tire stores .....	(C)	(D)	(D)	12	4	3	5	—	—	—	—	—	—
444	Bldg material & garden equip & supp dealers .....	107	515	2 358	15	7	2	5	1	—	—	—	—	—
445	Food & beverage stores .....	340	1 148	4 555	20	9	6	—	2	3	—	—	—	—
4451	Grocery stores .....	(E)	(D)	(D)	18	8	5	—	2	3	—	—	—	—
44511	Grocery (except convenience) stores .....	(E)	(D)	(D)	10	4	1	—	2	3	—	—	—	—
446	Health & personal care stores .....	109	465	1 952	9	3	3	1	2	—	—	—	—	—
4461	Health & personal care stores .....	109	465	1 952	9	3	3	1	2	—	—	—	—	—
44611	Pharmacies & drug stores .....	100	430	1 822	6	—	3	1	2	—	—	—	—	—
446110	Pharmacies & drug stores .....	100	430	1 822	6	—	3	1	2	—	—	—	—	—
447	Gasoline stations .....	162	411	1 813	26	13	11	1	—	1	—	—	—	—
4471	Gasoline stations .....	162	411	1 813	26	13	11	1	—	1	—	—	—	—
44711	Gasoline stations with convenience stores ...	145	351	1 538	21	8	11	1	—	1	—	—	—	—
447110	Gasoline stations with convenience stores ...	145	351	1 538	21	8	11	1	—	1	—	—	—	—
452	General merchandise stores .....	213	776	3 173	10	4	4	1	—	—	1	—	—	—
4521	Department stores .....	(C)	(D)	(D)	1	—	—	—	—	—	1	—	—	—
45211	Department stores .....	(C)	(D)	(D)	1	—	—	—	—	—	1	—	—	—
<b>48-49</b>	<b>Transportation &amp; warehousing .....</b>	<b>172</b>	<b>1 125</b>	<b>4 945</b>	<b>25</b>	<b>18</b>	<b>3</b>	—	<b>3</b>	<b>1</b>	—	—	—	—
484	Truck transportation .....	(C)	(D)	(D)	16	10	3	—	2	1	—	—	—	—
<b>51</b>	<b>Information .....</b>	<b>57</b>	<b>397</b>	<b>1 644</b>	<b>8</b>	<b>4</b>	—	<b>4</b>	—	—	—	—	—	—
<b>52</b>	<b>Finance &amp; insurance .....</b>	<b>185</b>	<b>1 317</b>	<b>5 375</b>	<b>35</b>	<b>21</b>	<b>9</b>	<b>4</b>	<b>1</b>	—	—	—	—	—
522	Credit intermediation & related activities .....	146	1 025	4 166	23	11	7	4	1	—	—	—	—	—
5221	Depository credit intermediation .....	(C)	(D)	(D)	15	3	7	4	1	—	—	—	—	—
<b>53</b>	<b>Real estate &amp; rental &amp; leasing .....</b>	<b>86</b>	<b>330</b>	<b>1 402</b>	<b>27</b>	<b>20</b>	<b>6</b>	<b>1</b>	—	—	—	—	—	—
<b>54</b>	<b>Professional, scientific &amp; technical services .....</b>	<b>272</b>	<b>2 007</b>	<b>8 168</b>	<b>57</b>	<b>41</b>	<b>6</b>	<b>9</b>	<b>1</b>	—	—	—	—	—
541	Professional, scientific & technical services .....	272	2 007	8 168	57	41	6	9	1	—	—	—	—	—
<b>55</b>	<b>Management of companies &amp; enterprises .....</b>	<b>(A)</b>	<b>(D)</b>	<b>(D)</b>	<b>1</b>	—	<b>1</b>	—	—	—	—	—	—	—
<b>56</b>	<b>Admin. support, waste mgt, remediation services .....</b>	<b>662</b>	<b>3 007</b>	<b>11 151</b>	<b>46</b>	<b>22</b>	<b>8</b>	<b>8</b>	<b>7</b>	—	<b>1</b>	—	—	—
561	Administrative & support services .....	(F)	(D)	(D)	43	21	8	7	6	—	1	—	—	—
5613	Employment services .....	346	1 429	5 353	6	1	1	—	3	—	1	—	—	—
56132	Temporary help services .....	346	1 429	5 353	6	1	1	—	3	—	1	—	—	—
561320	Temporary help services .....	346	1 429	5 353	6	1	1	—	3	—	1	—	—	—
5617	Services to buildings & dwellings .....	205	734	2 917	31	17	6	6	2	—	—	—	—	—
56172	Janitorial services .....	(C)	(D)	(D)	10	6	1	1	2	—	—	—	—	—
<b>61</b>	<b>Educational services .....</b>	<b>(A)</b>	<b>(D)</b>	<b>(D)</b>	<b>1</b>	<b>1</b>	—	—	—	—	—	—	—	—
<b>62</b>	<b>Health care and social assistance .....</b>	<b>2 625</b>	<b>19 620</b>	<b>79 816</b>	<b>65</b>	<b>26</b>	<b>19</b>	<b>6</b>	<b>8</b>	<b>1</b>	<b>3</b>	<b>1</b>	—	<b>1</b>
621	Ambulatory health care services .....	(E)	(D)	(D)	35	12	14	6	2	1	—	—	—	—
6211	Offices of physicians .....	171	1 737	7 340	17	5	6	4	2	—	—	—	—	—
62111	Offices of physicians .....	171	1 737	7 340	17	5	6	4	2	—	—	—	—	—
621111	Offices of physicians (exc mental health) ...	171	1 737	7 340	17	5	6	4	2	—	—	—	—	—
622	Hospitals .....	(G)	(D)	(D)	2	—	—	—	—	—	—	1	—	1
6221	General medical & surgical hospitals .....	(E)	(D)	(D)	1	—	—	—	—	—	—	1	—	—
62211	General medical & surgical hospitals .....	(E)	(D)	(D)	1	—	—	—	—	—	—	1	—	—
6223	Other specialty hospitals .....	(G)	(D)	(D)	1	—	—	—	—	—	—	—	—	1
62231	Other specialty hospitals .....	(G)	(D)	(D)	1	—	—	—	—	—	—	—	—	1
623	Nursing & residential care facilities .....	634	2 665	11 810	14	6	—	—	5	—	3	—	—	—
6231	Nursing care facilities .....	395	1 608	7 369	3	—	—	—	1	—	2	—	—	—
62311	Nursing care facilities .....	395	1 608	7 369	3	—	—	—	1	—	2	—	—	—
623110	Nursing care facilities .....	395	1 608	7 369	3	—	—	—	1	—	2	—	—	—
6239	Other residential care facilities .....	(C)	(D)	(D)	3	1	—	—	1	—	1	—	—	—
62399	Other residential care facilities .....	(C)	(D)	(D)	3	1	—	—	1	—	1	—	—	—
<b>71</b>	<b>Arts, entertainment &amp; recreation .....</b>	<b>52</b>	<b>56</b>	<b>316</b>	<b>7</b>	<b>4</b>	<b>2</b>	—	<b>1</b>	—	—	—	—	—

See footnotes at end of table.

**Table 6. Counties—Employees, Payroll, and Establishments by Industry: 2002—Con.**

[Excludes most government employees, railroad employees, and self-employed persons. Size class 1 to 4 includes establishments with payroll, but no employees, during mid-March pay period. (D) denotes figures withheld to avoid disclosing data for individual companies; the data are included in broader industry totals. Detailed industries with 100 or more employees are shown if industry was not a (D). For explanation of terms, abbreviations, and data reliability/comparability, see introductory text]

NAICS code	Industry	Number of employees for week including March 12	Payroll (\$1,000)		Total number of establishments	Number of establishments by employment-size class								
			First quarter	Annual		1 to 4	5 to 9	10 to 19	20 to 49	50 to 99	100 to 249	250 to 499	500 to 999	1,000 or more
<b>GRANVILLE—Con.</b>														
<b>72</b>	<b>Accommodation &amp; food services</b> .....	<b>793</b>	<b>2 134</b>	<b>9 549</b>	<b>60</b>	<b>24</b>	<b>5</b>	<b>16</b>	<b>13</b>	<b>2</b>	—	—	—	—
722	Food services & drinking places .....	745	1 994	8 988	53	22	3	13	13	2	—	—	—	—
7221	Full-service restaurants .....	150	528	2 714	16	8	2	4	2	—	—	—	—	—
72211	Full-service restaurants .....	150	528	2 714	16	8	2	4	2	—	—	—	—	—
722110	Full-service restaurants .....	150	528	2 714	16	8	2	4	2	—	—	—	—	—
7222	Limited-service eating places .....	471	1 167	5 054	31	12	—	9	9	1	—	—	—	—
72221	Limited-service eating places .....	471	1 167	5 054	31	12	—	9	9	1	—	—	—	—
<b>81</b>	<b>Other services (except public administration)</b> .....	<b>462</b>	<b>1 892</b>	<b>7 476</b>	<b>105</b>	<b>72</b>	<b>25</b>	<b>6</b>	<b>1</b>	<b>1</b>	—	—	—	—
811	Repair & maintenance .....	130	784	2 845	28	18	7	3	—	—	—	—	—	—
813	Religious, grantmaking, civic, prof & like organizations .....	269	816	3 467	61	41	16	3	—	1	—	—	—	—
8131	Religious organizations .....	236	715	3 027	51	33	15	2	—	1	—	—	—	—
81311	Religious organizations .....	236	715	3 027	51	33	15	2	—	1	—	—	—	—
813110	Religious organizations .....	236	715	3 027	51	33	15	2	—	1	—	—	—	—
<b>95</b>	<b>Auxiliaries (exc corporate, subsidiary &amp; regional mgt)</b> .....	<b>(F)</b>	<b>(D)</b>	<b>(D)</b>	<b>3</b>	<b>1</b>	—	—	—	—	<b>1</b>	<b>1</b>	—	—
<b>99</b>	<b>Unclassified establishments</b> .....	<b>(A)</b>	<b>(D)</b>	<b>(D)</b>	<b>4</b>	<b>3</b>	<b>1</b>	—	—	—	—	—	—	—
<b>GREENE</b>														
	<b>Total</b> .....	<b>1 743</b>	<b>7 531</b>	<b>32 575</b>	<b>226</b>	<b>151</b>	<b>34</b>	<b>19</b>	<b>14</b>	<b>7</b>	<b>1</b>	—	—	—
<b>11</b>	<b>Forestry, fishing, hunting, and agriculture support</b> .....	<b>(A)</b>	<b>(D)</b>	<b>(D)</b>	<b>1</b>	—	<b>1</b>	—	—	—	—	—	—	—
<b>22</b>	<b>Utilities</b> .....	<b>(A)</b>	<b>(D)</b>	<b>(D)</b>	<b>1</b>	<b>1</b>	—	—	—	—	—	—	—	—
<b>23</b>	<b>Construction</b> .....	<b>168</b>	<b>859</b>	<b>3 941</b>	<b>38</b>	<b>29</b>	<b>3</b>	<b>5</b>	<b>1</b>	—	—	—	—	—
235	Special trade contractors .....	111	528	2 328	27	20	3	4	—	—	—	—	—	—
<b>31-33</b>	<b>Manufacturing</b> .....	<b>276</b>	<b>1 261</b>	<b>5 293</b>	<b>12</b>	<b>4</b>	<b>2</b>	—	<b>3</b>	<b>3</b>	—	—	—	—
315	Apparel manufacturing .....	128	266	1 178	3	—	—	—	2	1	—	—	—	—
<b>42</b>	<b>Wholesale trade</b> .....	<b>74</b>	<b>454</b>	<b>1 910</b>	<b>11</b>	<b>5</b>	<b>5</b>	—	<b>1</b>	—	—	—	—	—
<b>44-45</b>	<b>Retail trade</b> .....	<b>286</b>	<b>1 068</b>	<b>4 429</b>	<b>39</b>	<b>26</b>	<b>5</b>	<b>4</b>	<b>3</b>	<b>1</b>	—	—	—	—
445	Food & beverage stores .....	103	313	1 283	9	6	—	1	1	1	—	—	—	—
<b>48-49</b>	<b>Transportation &amp; warehousing</b> .....	<b>33</b>	<b>189</b>	<b>860</b>	<b>8</b>	<b>7</b>	—	—	<b>1</b>	—	—	—	—	—
<b>51</b>	<b>Information</b> .....	<b>7</b>	<b>63</b>	<b>247</b>	<b>3</b>	<b>3</b>	—	—	—	—	—	—	—	—
<b>52</b>	<b>Finance &amp; insurance</b> .....	<b>(B)</b>	<b>(D)</b>	<b>(D)</b>	<b>14</b>	<b>11</b>	<b>2</b>	<b>1</b>	—	—	—	—	—	—
<b>53</b>	<b>Real estate &amp; rental &amp; leasing</b> .....	<b>(A)</b>	<b>(D)</b>	<b>(D)</b>	<b>4</b>	<b>3</b>	<b>1</b>	—	—	—	—	—	—	—
<b>54</b>	<b>Professional, scientific &amp; technical services</b> .....	<b>20</b>	<b>160</b>	<b>679</b>	<b>8</b>	<b>7</b>	<b>1</b>	—	—	—	—	—	—	—
<b>55</b>	<b>Management of companies &amp; enterprises</b> .....	<b>(A)</b>	<b>(D)</b>	<b>(D)</b>	<b>2</b>	<b>2</b>	—	—	—	—	—	—	—	—
<b>56</b>	<b>Admin, support, waste mgt, remediation services</b> .....	<b>(B)</b>	<b>(D)</b>	<b>(D)</b>	<b>12</b>	<b>11</b>	—	<b>1</b>	—	—	—	—	—	—
<b>61</b>	<b>Educational services</b> .....	<b>(B)</b>	<b>(D)</b>	<b>(D)</b>	<b>1</b>	—	—	—	<b>1</b>	—	—	—	—	—
<b>62</b>	<b>Health care and social assistance</b> .....	<b>589</b>	<b>2 450</b>	<b>10 342</b>	<b>34</b>	<b>13</b>	<b>7</b>	<b>8</b>	<b>2</b>	<b>3</b>	<b>1</b>	—	—	—
621	Ambulatory health care services .....	224	1 149	5 176	12	3	2	4	1	2	—	—	—	—
6216	Home health care services .....	145	584	2 404	4	1	—	1	—	2	—	—	—	—
62161	Home health care services .....	145	584	2 404	4	1	—	1	—	2	—	—	—	—
621610	Home health care services .....	145	584	2 404	4	1	—	1	—	2	—	—	—	—
623	Nursing & residential care facilities .....	(E)	(D)	(D)	10	4	2	1	1	1	—	—	—	—
6231	Nursing care facilities .....	(C)	(D)	(D)	2	—	—	—	—	1	1	—	—	—
62311	Nursing care facilities .....	(C)	(D)	(D)	2	—	—	—	—	1	1	—	—	—
<b>71</b>	<b>Arts, entertainment &amp; recreation</b> .....	<b>(A)</b>	<b>(D)</b>	<b>(D)</b>	<b>1</b>	<b>1</b>	—	—	—	—	—	—	—	—
<b>72</b>	<b>Accommodation &amp; food services</b> .....	<b>94</b>	<b>192</b>	<b>1 136</b>	<b>13</b>	<b>9</b>	<b>2</b>	—	<b>2</b>	—	—	—	—	—
<b>81</b>	<b>Other services (except public administration)</b> .....	<b>57</b>	<b>190</b>	<b>866</b>	<b>21</b>	<b>18</b>	<b>3</b>	—	—	—	—	—	—	—
<b>99</b>	<b>Unclassified establishments</b> .....	<b>10</b>	<b>29</b>	<b>69</b>	<b>3</b>	<b>1</b>	<b>2</b>	—	—	—	—	—	—	—
<b>GUILFORD</b>														
	<b>Total</b> .....	<b>251 444</b>	<b>2 030 709</b>	<b>8 174 767</b>	<b>13 585</b>	<b>6 595</b>	<b>2 686</b>	<b>1 919</b>	<b>1 426</b>	<b>541</b>	<b>289</b>	<b>91</b>	<b>27</b>	<b>11</b>
<b>11</b>	<b>Forestry, fishing, hunting, and agriculture support</b> .....	<b>36</b>	<b>244</b>	<b>1 312</b>	<b>9</b>	<b>7</b>	<b>1</b>	<b>1</b>	—	—	—	—	—	—
<b>21</b>	<b>Mining</b> .....	<b>138</b>	<b>1 422</b>	<b>6 120</b>	<b>9</b>	<b>2</b>	<b>1</b>	<b>3</b>	<b>3</b>	—	—	—	—	—
212	Mining (except oil & gas) .....	(C)	(D)	(D)	8	1	1	3	3	—	—	—	—	—
2123	Nonmetallic mineral mining & quarrying .....	(C)	(D)	(D)	8	1	1	3	3	—	—	—	—	—
21231	Stone mining & quarrying .....	(C)	(D)	(D)	7	1	—	3	3	—	—	—	—	—
<b>22</b>	<b>Utilities</b> .....	<b>659</b>	<b>9 951</b>	<b>33 921</b>	<b>10</b>	—	<b>1</b>	<b>1</b>	<b>5</b>	<b>2</b>	—	<b>1</b>	—	—
221	Utilities .....	659	9 951	33 921	10	—	1	1	5	2	—	1	—	—
2211	Elec pwr generation, transmsn & distribution .....	(E)	(D)	(D)	4	—	1	—	1	1	—	1	—	—
22112	Electric pwr transmsn, control & distribution .....	(E)	(D)	(D)	2	—	—	—	—	1	—	1	—	—
2212	Natural gas distribution .....	(C)	(D)	(D)	5	—	—	—	—	4	1	—	—	—
22121	Natural gas distribution .....	(C)	(D)	(D)	5	—	—	—	—	4	1	—	—	—

See footnotes at end of table.

**Table 6. Counties—Employees, Payroll, and Establishments by Industry: 2002—Con.**

[Excludes most government employees, railroad employees, and self-employed persons. Size class 1 to 4 includes establishments with payroll, but no employees, during mid-March pay period. (D) denotes figures withheld to avoid disclosing data for individual companies; the data are included in broader industry totals. Detailed industries with 100 or more employees are shown if industry was not a (D). For explanation of terms, abbreviations, and data reliability/comparability, see introductory text]

NAICS code	Industry	Number of employees for week including March 12	Payroll (\$1,000)		Total number of establishments	Number of establishments by employment-size class								
			First quarter	Annual		1 to 4	5 to 9	10 to 19	20 to 49	50 to 99	100 to 249	250 to 499	500 to 999	1,000 or more
<b>GUILFORD—Con.</b>														
<b>23</b>	<b>Construction</b>	<b>13 686</b>	<b>110 754</b>	<b>463 915</b>	<b>1 221</b>	<b>704</b>	<b>236</b>	<b>143</b>	<b>90</b>	<b>31</b>	<b>11</b>	<b>4</b>	<b>2</b>	<b>—</b>
233	Building, developing & general contracting	2 730	26 342	113 725	388	269	60	30	17	9	3	—	—	—
2332	Residential building construction	1 394	13 968	58 597	293	231	36	14	8	2	2	—	—	—
23321	Single-family housing construction	1 015	8 625	39 787	273	223	32	9	8	1	—	—	—	—
233210	Single-family housing construction	1 015	8 625	39 787	273	223	32	9	8	1	—	—	—	—
23322	Multifamily housing construction	379	5 343	18 810	20	8	4	5	—	1	2	—	—	—
233220	Multifamily housing construction	379	5 343	18 810	20	8	4	5	—	1	2	—	—	—
2333	Nonresidential building construction	(G)	(D)	(D)	72	22	18	15	9	7	1	—	—	—
23332	Commercial & institutional bldg construction	1 151	11 103	49 130	69	21	17	15	9	6	1	—	—	—
233320	Commercial & institutional bldg construction	1 151	11 103	49 130	69	21	17	15	9	6	1	—	—	—
234	Heavy construction	2 313	15 066	60 610	48	22	8	5	5	4	1	1	2	—
2341	Highway, street, bridge & tunnel construction	533	1 965	10 041	13	5	2	2	2	1	—	1	—	—
23411	Highway & street construction	533	1 965	10 041	13	5	2	2	2	1	—	1	—	—
234110	Highway & street construction	533	1 965	10 041	13	5	2	2	2	1	—	1	—	—
2349	Other heavy construction	1 780	13 101	50 569	35	17	6	3	3	3	1	—	2	—
23491	Water, sewer & pipeline construction	(E)	(D)	(D)	9	1	3	2	—	2	1	—	—	—
23492	Pwr, communication transmsn line construction	769	6 373	22 348	11	5	2	—	2	1	—	—	1	—
234920	Pwr, communication transmsn line construction	769	6 373	22 348	11	5	2	—	2	1	—	—	1	—
23499	All other heavy construction	(F)	(D)	(D)	14	10	1	1	1	—	—	—	1	—
235	Special trade contractors	8 643	69 346	289 580	785	413	168	108	68	18	7	3	—	—
2351	Plumbing, heating & AC contractor	3 260	31 275	129 776	196	90	46	27	19	8	4	2	—	—
23511	Plumbing, heating & AC contractor	3 260	31 275	129 776	196	90	46	27	19	8	4	2	—	—
235110	Plumbing, heating & AC contractor	3 260	31 275	129 776	196	90	46	27	19	8	4	2	—	—
2352	Painting & wall covering contractors	433	2 644	11 305	74	47	16	5	5	1	—	—	—	—
23521	Painting & wall covering contractors	433	2 644	11 305	74	47	16	5	5	1	—	—	—	—
235210	Painting & wall covering contractors	433	2 644	11 305	74	47	16	5	5	1	—	—	—	—
2353	Electrical contractors	1 676	13 814	55 125	123	63	24	17	14	3	1	1	—	—
23531	Electrical contractors	1 676	13 814	55 125	123	63	24	17	14	3	1	1	—	—
235310	Electrical contractors	1 676	13 814	55 125	123	63	24	17	14	3	1	1	—	—
2354	Masonry, drywall, insulation, tile contractors	835	4 957	21 393	81	38	11	21	8	3	—	—	—	—
23541	Masonry & stone contractors	291	1 249	5 233	33	14	5	11	3	—	—	—	—	—
235410	Masonry & stone contractors	291	1 249	5 233	33	14	5	11	3	—	—	—	—	—
23542	Drywall, acoustical & insulation contractors	463	3 199	13 764	28	10	4	6	5	3	—	—	—	—
235420	Drywall, acoustical & insulation contractors	463	3 199	13 764	28	10	4	6	5	3	—	—	—	—
2355	Carpentry & floor contractors	464	2 824	12 905	94	58	26	8	1	1	—	—	—	—
23551	Carpentry contractors	326	2 027	9 377	64	40	18	4	1	1	—	—	—	—
235510	Carpentry contractors	326	2 027	9 377	64	40	18	4	1	1	—	—	—	—
23552	Floor laying & other floor contractors	138	797	3 528	30	18	8	4	—	—	—	—	—	—
235520	Floor laying & other floor contractors	138	797	3 528	30	18	8	4	—	—	—	—	—	—
2356	Roofing, siding, & sheet metal contractors	385	2 067	9 367	48	30	6	4	8	—	—	—	—	—
23561	Roofing, siding, & sheet metal contractors	385	2 067	9 367	48	30	6	4	8	—	—	—	—	—
235610	Roofing, siding, & sheet metal contractors	385	2 067	9 367	48	30	6	4	8	—	—	—	—	—
2357	Concrete contractors	376	2 109	9 410	54	26	13	12	3	—	—	—	—	—
23571	Concrete contractors	376	2 109	9 410	54	26	13	12	3	—	—	—	—	—
235710	Concrete contractors	376	2 109	9 410	54	26	13	12	3	—	—	—	—	—
2359	Other special trade contractors	1 194	9 461	39 441	111	60	23	14	10	2	2	—	—	—
23592	Glass & glazing contractors	(C)	(D)	(D)	15	10	2	1	2	—	—	—	—	—
23593	Excavation contractors	337	1 948	8 641	35	22	7	3	1	1	1	—	—	—
235930	Excavation contractors	337	1 948	8 641	35	22	7	3	1	1	1	—	—	—
23594	Wrecking & demolition contractors	(C)	(D)	(D)	3	2	—	—	—	—	1	—	—	—
23595	Bldg equip & oth mach installation contractor	102	1 436	5 682	8	3	2	—	3	—	—	—	—	—
235950	Bldg equip & oth mach installation contractor	102	1 436	5 682	8	3	2	—	3	—	—	—	—	—
23599	All other special trade contractors	395	2 211	9 463	47	22	12	9	3	1	—	—	—	—
235990	All other special trade contractors	395	2 211	9 463	47	22	12	9	3	1	—	—	—	—
<b>31-33</b>	<b>Manufacturing</b>	<b>42 281</b>	<b>381 213</b>	<b>1 563 209</b>	<b>791</b>	<b>196</b>	<b>121</b>	<b>131</b>	<b>160</b>	<b>80</b>	<b>68</b>	<b>26</b>	<b>5</b>	<b>4</b>
311	Food mfg	1 657	13 153	54 156	31	8	5	5	3	6	2	2	—	—
3115	Dairy product mfg	265	1 837	7 092	3	—	—	1	—	1	1	—	—	—
31151	Dairy product (exc frozen) mfg	(E)	(D)	(D)	2	—	—	—	—	1	1	—	—	—
3116	Animal slaughtering & processing	531	3 046	14 264	6	2	1	—	—	1	1	1	—	—
31161	Animal slaughtering & processing	531	3 046	14 264	6	2	1	—	—	1	1	1	—	—
3118	Bakeries & tortilla mfg	528	4 824	18 670	11	3	3	3	—	1	—	1	—	—
31181	Bread & bakery product mfg	528	4 824	18 670	11	3	3	3	—	1	—	1	—	—
3119	Other food mfg	233	2 502	9 483	6	2	1	—	—	3	—	—	—	—
312	Beverage & tobacco product mfg	(G)	(D)	(D)	4	3	—	—	—	—	—	—	—	1
3122	Tobacco mfg	(G)	(D)	(D)	1	—	—	—	—	—	—	—	—	1
31222	Tobacco product mfg	(G)	(D)	(D)	1	—	—	—	—	—	—	—	—	1
313	Textile mills	3 484	26 930	111 762	38	10	3	4	5	8	4	3	1	—
3131	Fiber, yarn & thread mills	(C)	(D)	(D)	2	—	—	—	—	2	—	—	—	—
31311	Fiber, yarn & thread mills	(C)	(D)	(D)	2	—	—	—	—	2	—	—	—	—
3132	Fabric mills	2 453	18 829	77 716	20	6	—	2	3	4	2	2	1	—
31321	Broadwoven fabric mills	1 101	9 355	41 324	8	5	—	—	1	—	1	—	1	—
313210	Broadwoven fabric mills	1 101	9 355	41 324	8	5	—	—	1	—	1	—	1	—
31322	Narrow fabric mills & schiffli mach embroidery	(C)	(D)	(D)	2	—	—	—	—	2	—	—	—	—
31324	Knit fabric mills	1 106	7 643	28 441	8	1	—	2	1	1	1	2	—	—
3133	Textile, fabric finishing, fabric coating mills	(F)	(D)	(D)	16	4	3	2	2	2	1	—	—	—
31331	Textile & fabric finishing mills	(F)	(D)	(D)	15	4	3	2	2	2	1	—	—	—
31332	Fabric coating mills	(C)	(D)	(D)	1	—	—	—	—	—	—	—	—	—

See footnotes at end of table.

**Table 6. Counties—Employees, Payroll, and Establishments by Industry: 2002—Con.**

[Excludes most government employees, railroad employees, and self-employed persons. Size class 1 to 4 includes establishments with payroll, but no employees, during mid-March pay period. (D) denotes figures withheld to avoid disclosing data for individual companies; the data are included in broader industry totals. Detailed industries with 100 or more employees are shown if industry was not a (D). For explanation of terms, abbreviations, and data reliability/comparability, see introductory text]

NAICS code	Industry	Number of employees for week including March 12	Payroll (\$1,000)		Total number of establishments	Number of establishments by employment-size class																				
			First quarter	Annual		1 to 4	5 to 9	10 to 19	20 to 49	50 to 99	100 to 249	250 to 499	500 to 999	1,000 or more												
<b>GUILFORD—Con.</b>																										
<b>31-33 Manufacturing—Con.</b>																										
314	Textile product mills	1 110	6 515	25 626	35	10	3	7	10	1	4	—	—	—												
3141	Textile furnishings mills	406	1 498	5 976	13	4	—	4	4	—	1	—	—	—												
31412	Curtain & linen mills	(E)	(D)	(D)	11	2	—	4	4	—	1	—	—	—												
3149	Other textile product mills	704	5 017	19 650	22	6	3	3	6	1	3	—	—	—												
31491	Textile bag & canvas mills	151	805	3 082	5	1	—	2	1	1	—	—	—	—												
31499	All other textile product mills	553	4 212	16 568	17	5	3	1	5	—	3	—	—	—												
315	Apparel manufacturing	878	4 675	21 030	24	9	2	4	5	2	1	1	—	—												
3151	Apparel knitting mills	(F)	(D)	(D)	5	1	—	1	—	1	1	1	—	—												
31511	Hosiery & sock mills	635	3 402	15 378	4	—	—	1	—	1	1	1	—	—												
315119	Other hosiery & sock mills	635	3 402	15 378	4	—	—	1	—	1	1	1	—	—												
3152	Cut & sew apparel mfg	(C)	(D)	(D)	18	7	2	3	5	1	—	—	—	—												
31523	Women's, girls' cut & sew apparel mfg	114	515	2 435	4	—	—	2	1	1	—	—	—	—												
321	Wood product mfg	1 458	10 588	45 094	29	7	3	3	10	1	3	2	—	—												
3212	Veneer, plywood & engineered wood product mfg	(E)	(D)	(D)	8	1	—	—	5	1	1	—	—	—												
32121	Veneer, plywood & engineered wood product mfg	(E)	(D)	(D)	8	1	—	—	5	1	1	—	—	—												
3219	Other wood product mfg	1 055	7 861	33 493	19	6	3	1	5	—	2	2	—	—												
32191	Millwork	787	6 053	27 532	7	3	—	—	1	—	1	2	—	—												
32199	All other wood product mfg	258	1 649	5 614	9	2	1	1	4	—	1	—	—	—												
322	Paper mfg	1 095	10 297	39 200	27	2	4	4	10	4	3	—	—	—												
3222	Converted paper product mfg	1 095	10 297	39 200	27	2	4	4	10	4	3	—	—	—												
32221	Paperboard container mfg	693	6 737	25 648	13	1	1	2	4	2	3	—	—	—												
322211	Corrugated & solid fiber box mfg	494	4 625	17 350	8	1	—	1	2	2	2	—	—	—												
32222	Paper bag & coated & treated paper mfg	(C)	(D)	(D)	6	—	2	1	3	—	—	—	—	—												
32229	Other converted paper product mfg	268	2 369	9 134	6	—	—	1	3	2	—	—	—	—												
322299	All other converted paper product mfg	268	2 369	9 134	6	—	—	1	3	2	—	—	—	—												
323	Printing & related support activities	3 395	29 570	116 767	116	39	23	15	20	8	9	2	—	—												
3231	Printing & related support activities	3 395	29 570	116 767	116	39	23	15	20	8	9	2	—	—												
32311	Printing	2 681	23 740	93 250	94	37	22	11	10	4	8	2	—	—												
323110	Commercial lithographic printing	1 427	13 367	52 824	44	15	11	5	5	3	4	1	—	—												
323114	Quick printing	126	831	3 222	22	11	7	4	—	—	—	—	—	—												
323119	Other commercial printing	346	2 463	10 225	5	—	1	1	—	1	2	—	—	—												
32312	Printing support activities	714	5 830	23 517	22	2	1	4	10	4	1	—	—	—												
323121	Tradebinding & related work	510	3 388	13 863	13	—	—	3	6	3	1	—	—	—												
323122	Prepress services	204	2 442	9 654	9	2	1	1	4	1	—	—	—	—												
325	Chemical mfg	5 495	63 958	255 187	49	3	4	12	10	7	5	6	2	—												
3251	Basic chemical mfg	168	2 356	9 115	6	2	—	2	1	1	—	—	—	—												
32519	Other basic organic chemical mfg	(C)	(D)	(D)	3	1	—	—	1	1	—	—	—	—												
3252	Resin, syn rubber, artf & syn fibers, fil mfg	(C)	(D)	(D)	6	—	—	3	2	1	—	—	—	—												
32521	Resin & synthetic rubber mfg	159	1 726	7 525	5	—	—	3	1	1	—	—	—	—												
3254	Pharmaceutical & medicine mfg	1 294	12 801	50 900	5	1	—	—	—	1	1	1	1	—												
32541	Pharmaceutical & medicine mfg	1 294	12 801	50 900	5	1	—	—	—	1	1	1	1	—												
3255	Paint, coating & adhesive mfg	1 243	14 301	58 193	11	—	—	3	1	3	2	2	—	—												
32551	Paint & coating mfg	(G)	(D)	(D)	9	—	—	2	—	3	2	2	—	—												
3256	Soap, cleaners & toilet preparation mfg	1 655	20 934	80 706	10	—	1	1	4	1	1	1	1	—												
32561	Soap & cleaning compound mfg	(F)	(D)	(D)	9	—	1	1	4	1	1	1	—	—												
325613	Surface active agent mfg	294	3 805	14 719	6	—	1	1	2	1	1	—	—	—												
32562	Toilet preparation mfg	(F)	(D)	(D)	1	—	—	—	—	—	—	—	—	—												
3259	Other chemical product & preparation mfg	910	11 368	47 683	9	—	3	2	1	—	1	2	—	—												
32599	All other chemical product & preparation mfg	879	11 057	46 390	6	—	2	—	1	—	1	2	—	—												
326	Plastics & rubber products mfg	2 390	19 839	83 523	44	7	1	8	15	6	6	1	—	—												
3261	Plastics product mfg	2 253	18 970	79 907	39	6	1	7	12	6	6	1	—	—												
32611	Unsupported plastics film, sheet, & bag mfg	360	4 172	19 268	4	—	—	1	—	2	1	—	—	—												
32612	Plastics pipe, pipe fitting, & unsupported profile shape mfg	(C)	(D)	(D)	4	1	1	—	1	—	1	—	—	—												
32614	Polystyrene foam product mfg	108	984	4 027	3	1	—	—	1	1	—	—	—	—												
326140	Polystyrene foam product mfg	108	984	4 027	3	1	—	—	1	1	—	—	—	—												
32615	Foam product (exc polystyrene) mfg	658	4 186	16 375	11	—	—	3	4	2	2	—	—	—												
326150	Foam product (exc polystyrene) mfg	658	4 186	16 375	11	—	—	3	4	2	2	—	—	—												
32619	Other plastics product mfg	857	7 718	32 694	13	2	—	3	5	—	2	1	—	—												
3262	Rubber product mfg	137	869	3 616	5	1	—	1	3	—	—	—	—	—												
327	Nonmetallic mineral product mfg	826	6 854	26 807	28	3	9	4	6	5	1	—	—	—												
3271	Clay product & refractory mfg	279	2 302	8 817	5	1	1	—	—	2	1	—	—	—												
32711	Pottery, ceramics & plumbing fixture mfg	(C)	(D)	(D)	2	—	1	—	—	—	1	—	—	—												
32712	Clay building material & refractories mfg	(C)	(D)	(D)	3	1	—	—	—	2	—	—	—	—												
3272	Glass & glass product mfg	127	945	3 585	5	1	2	—	1	1	—	—	—	—												
32721	Glass & glass product mfg	127	945	3 585	5	1	2	—	1	1	—	—	—	—												
327215	Glass product mfg made of purchased glass	127	945	3 585	5	1	2	—	1	1	—	—	—	—												
3273	Cement & concrete product mfg	336	3 072	12 049	13	1	4	2	4	2	—	—	—	—												
32732	Ready-mix concrete mfg	162	1 470	5 771	9	1	3	2	3	—	—	—	—	—												
327320	Ready-mix concrete mfg	162	1 470	5 771	9	1	3	2	3	—	—	—	—	—												
331	Primary metal mfg	(E)	(D)	(D)	8	3	—	—	3	1	1	—	—	—												
3315	Foundries	(E)	(D)	(D)	5	1	—	—	2	1	1	—	—	—												
33152	Nonferrous metal foundries	(E)	(D)	(D)	3	—	—	—	1	1	1	—	—	—												

See footnotes at end of table.

**Table 6. Counties—Employees, Payroll, and Establishments by Industry: 2002—Con.**

[Excludes most government employees, railroad employees, and self-employed persons. Size class 1 to 4 includes establishments with payroll, but no employees, during mid-March pay period. (D) denotes figures withheld to avoid disclosing data for individual companies; the data are included in broader industry totals. Detailed industries with 100 or more employees are shown if industry was not a (D). For explanation of terms, abbreviations, and data reliability/comparability, see introductory text]

NAICS code	Industry	Number of employees for week including March 12	Payroll (\$1,000)		Total number of establishments	Number of establishments by employment-size class								
			First quarter	Annual		1 to 4	5 to 9	10 to 19	20 to 49	50 to 99	100 to 249	250 to 499	500 to 999	1,000 or more
<b>GUILFORD—Con.</b>														
<b>31-33 Manufacturing—Con.</b>														
332	Fabricated metal product mfg .....	2 541	19 747	79 396	96	26	18	20	18	9	4	1	-	-
3321	Forging & stamping .....	133	1 382	5 445	3	-	-	1	-	2	-	-	-	-
33211	Forging & stamping .....	133	1 382	5 445	3	-	-	1	-	2	-	-	-	-
3322	Cutlery & handtool mfg .....	157	1 244	5 058	6	1	-	2	2	1	-	-	-	-
33221	Cutlery & handtool mfg .....	157	1 244	5 058	6	1	-	2	2	1	-	-	-	-
332212	Hand & edge tool mfg .....	157	1 244	5 058	6	1	-	2	2	1	-	-	-	-
3323	Architectural & structural metals mfg .....	474	4 024	15 613	18	5	3	3	3	4	-	-	-	-
33231	Plate work & fabricated structural prod mfg ...	253	2 536	10 153	8	2	3	1	3	3	-	-	-	-
33232	Ornamental & architectural metal prod mfg ...	221	1 488	5 460	10	3	1	2	3	1	-	-	-	-
332323	Ornamental & architectural metal work mfg .	124	773	3 249	4	1	-	1	1	1	-	-	-	-
3324	Boiler, tank & shipping container mfg .....	111	1 001	3 679	5	-	1	1	3	-	-	-	-	-
3325	Hardware mfg .....	484	3 127	12 597	7	2	1	1	1	1	-	1	-	-
33251	Hardware mfg .....	484	3 127	12 597	7	2	1	1	1	1	-	1	-	-
332510	Hardware mfg .....	484	3 127	12 597	7	2	1	1	1	1	-	1	-	-
3326	Spring & wire product mfg .....	418	2 425	9 665	8	1	2	1	2	-	2	-	-	-
33261	Spring & wire product mfg .....	418	2 425	9 665	8	1	2	1	2	-	2	-	-	-
332612	Spring (light gauge) mfg .....	381	2 183	8 799	5	1	-	1	1	-	2	-	-	-
3327	Mach shops, turn prod, screw, nut, bolt mfg ....	500	4 227	16 994	32	12	8	5	5	1	1	-	-	-
33271	Machine shops .....	470	4 006	16 133	29	11	7	4	5	1	1	-	-	-
332710	Machine shops .....	470	4 006	16 133	29	11	7	4	5	1	1	-	-	-
3328	Coating, engrave, heat treating & oth activity ...	107	952	4 574	10	2	2	4	2	-	-	-	-	-
33281	Coating, engrave, heat treating & oth activity .	107	952	4 574	10	2	2	4	2	-	-	-	-	-
3329	Other fabricated metal product mfg .....	157	1 365	5 771	7	3	1	2	-	-	1	-	-	-
33291	Metal valve mfg .....	(C)	(D)	(D)	2	-	-	1	-	-	1	-	-	-
333	Machinery mfg .....	2 144	22 366	104 531	49	14	9	15	5	3	2	-	-	1
3332	Industrial machinery mfg .....	205	1 474	6 987	18	7	3	6	1	1	-	-	-	-
33329	Other industrial machinery mfg .....	(C)	(D)	(D)	12	4	3	4	1	-	-	-	-	-
3334	HVAC & commercial refrigeration equipment mfg .....	(C)	(D)	(D)	3	-	1	1	-	-	1	-	-	-
33341	HVAC & commercial refrigeration equipment mfg .....	(C)	(D)	(D)	3	-	1	1	-	-	1	-	-	-
3335	Metalworking machinery mfg .....	145	1 294	5 929	11	5	1	3	1	1	-	-	-	-
33351	Metalworking machinery mfg .....	145	1 294	5 929	11	5	1	3	1	1	-	-	-	-
3339	Other general purpose machinery mfg .....	1 631	18 124	84 854	12	1	2	3	3	1	1	-	-	1
33391	Pump & compressor mfg .....	(G)	(D)	(D)	2	-	-	-	1	-	-	-	-	1
33399	All other general purpose machinery mfg ....	(E)	(D)	(D)	9	1	2	2	2	1	1	-	-	-
334	Computer & electronic product mfg .....	3 034	39 405	151 945	19	4	3	2	3	1	3	1	1	1
3341	Computer & peripheral equipment mfg .....	(C)	(D)	(D)	2	-	-	1	-	-	1	-	-	-
33411	Computer & peripheral equipment mfg .....	(C)	(D)	(D)	2	-	-	1	-	-	1	-	-	-
3344	Semiconductor & oth electronic component mfg .....	2 797	37 780	145 728	9	1	-	1	2	-	2	1	1	1
33441	Semiconductor & oth electronic component mfg .....	2 797	37 780	145 728	9	1	-	1	2	-	2	1	1	1
3345	Nav, measuring, medical, control instruments mfg .....	(C)	(D)	(D)	6	2	2	-	1	1	-	-	-	-
33451	Nav, measuring, medical, control instruments mfg .....	(C)	(D)	(D)	6	2	2	-	1	1	-	-	-	-
335	Electrical equip, appliance & component mfg .....	912	7 827	29 513	16	1	6	3	1	2	2	1	-	-
3351	Electric lighting equipment mfg .....	106	671	2 674	5	-	2	2	-	1	-	-	-	-
33512	Lighting fixture mfg .....	106	671	2 674	5	-	2	2	-	1	-	-	-	-
3353	Electrical equipment mfg .....	280	2 337	8 875	6	1	2	1	-	1	1	-	-	-
33531	Electrical equipment mfg .....	280	2 337	8 875	6	1	2	1	-	1	1	-	-	-
3359	Other electrical equipment & component mfg ...	526	4 819	17 964	5	-	2	-	1	-	1	1	-	-
33592	Communication & energy wire & cable mfg ...	(C)	(D)	(D)	2	-	1	-	-	-	1	-	-	-
33593	Wiring device mfg .....	(E)	(D)	(D)	1	-	-	-	-	-	1	-	-	-
336	Transportation equipment mfg .....	2 502	22 333	101 689	9	-	-	1	3	1	2	-	-	1
3362	Motor vehicle body & trailer mfg .....	(G)	(D)	(D)	5	-	-	1	2	-	-	1	-	1
33621	Motor vehicle body & trailer mfg .....	(G)	(D)	(D)	5	-	-	1	2	-	-	1	-	1
3363	Motor vehicle parts mfg .....	(F)	(D)	(D)	4	-	-	-	1	1	1	-	-	-
33635	MV transmission & power train parts mfg ....	(E)	(D)	(D)	1	-	-	-	-	-	-	1	-	-
33639	Other motor vehicle parts mfg .....	(C)	(D)	(D)	1	-	-	-	-	-	1	-	-	-
337	Furniture & related product mfg .....	6 094	40 225	165 970	117	25	18	19	26	10	14	4	1	-
3371	HH & institutional furniture & kitchen cabinet mfg .....	3 266	22 711	90 187	73	19	13	12	14	4	9	1	1	-
33711	Wood kitchen cabinet & countertop mfg .....	677	4 589	19 785	14	7	3	-	3	-	-	-	1	-
337110	Wood kitchen cabinet & countertop mfg .....	677	4 589	19 785	14	7	3	-	3	-	-	-	1	-
33712	Household & institutional furniture mfg .....	2 589	18 122	70 402	59	12	10	12	11	4	9	1	-	-
337121	Upholstered household furniture mfg .....	2 172	14 804	58 587	37	4	3	9	9	3	8	1	-	-
337122	Nonupholstered wood household furniture mfg .....	209	1 506	4 485	17	5	7	3	1	1	-	-	-	-
3372	Office furniture (including fixtures) mfg .....	(G)	(D)	(D)	38	4	4	6	12	5	5	2	-	-
33721	Office furniture (including fixtures) mfg .....	(G)	(D)	(D)	38	4	4	6	12	5	5	2	-	-
337211	Wood office furniture mfg .....	1 710	9 210	43 858	13	-	1	2	1	2	5	2	-	-
337215	Showcase, partition, shelving & locker mfg .	514	2 736	10 596	18	2	-	4	10	2	-	-	-	-
3379	Other furniture related product mfg .....	(E)	(D)	(D)	6	2	1	1	-	1	-	1	-	-
33791	Mattress mfg .....	(E)	(D)	(D)	5	2	-	1	-	1	-	1	-	-

See footnotes at end of table.

**Table 6. Counties—Employees, Payroll, and Establishments by Industry: 2002—Con.**

[Excludes most government employees, railroad employees, and self-employed persons. Size class 1 to 4 includes establishments with payroll, but no employees, during mid-March pay period. (D) denotes figures withheld to avoid disclosing data for individual companies; the data are included in broader industry totals. Detailed industries with 100 or more employees are shown if industry was not a (D). For explanation of terms, abbreviations, and data reliability/comparability, see introductory text]

NAICS code	Industry	Number of employees for week including March 12	Payroll (\$1,000)		Total number of establishments	Number of establishments by employment-size class									
			First quarter	Annual		1 to 4	5 to 9	10 to 19	20 to 49	50 to 99	100 to 249	250 to 499	500 to 999	1,000 or more	
<b>GUILFORD—Con.</b>															
<b>31-33 Manufacturing—Con.</b>															
339	Miscellaneous mfg . . . . .	1 296	12 326	50 229	47	19	9	5	6	5	3	—	—	—	
3391	Medical equipment & supplies mfg . . . . .	465	5 375	21 788	20	11	5	2	—	—	2	—	—	—	
33911	Medical equipment & supplies mfg . . . . .	465	5 375	21 788	20	11	5	2	—	—	2	—	—	—	
3399	Other miscellaneous mfg . . . . .	831	6 951	28 441	27	8	4	3	6	5	1	—	—	—	
33995	Sign mfg . . . . .	292	2 243	8 986	13	4	2	3	2	2	—	—	—	—	
339950	Sign mfg . . . . .	292	2 243	8 986	13	4	2	3	2	2	—	—	—	—	
33999	All other misc mfg . . . . .	520	4 584	19 105	10	2	—	—	4	3	1	—	—	—	
<b>42</b>	<b>Wholesale trade . . . . .</b>	<b>19 960</b>	<b>250 058</b>	<b>917 038</b>	<b>1 323</b>	<b>643</b>	<b>273</b>	<b>197</b>	<b>147</b>	<b>35</b>	<b>17</b>	<b>8</b>	<b>3</b>	<b>—</b>	
421	Wholesale trade, durable goods . . . . .	12 346	134 315	530 621	925	437	199	141	110	25	8	4	1	—	
4211	Motor vehicle, motor vehicle pt & supply whsle . . . . .	1 525	9 828	40 035	51	21	9	7	9	3	1	—	1	—	
42111	Automobile & other motor vehicle whsle . . . . .	1 075	6 621	26 631	16	6	—	1	6	2	—	—	1	—	
421110	Automobile & other motor vehicle whsle . . . . .	1 075	6 621	26 631	16	6	—	1	6	2	—	—	1	—	
42112	Motor vehicle supplies & new parts whsle . . . . .	326	2 304	9 855	27	14	7	3	1	1	1	—	—	—	
421120	Motor vehicle supplies & new parts whsle . . . . .	326	2 304	9 855	27	14	7	3	1	1	1	—	—	—	
4212	Furniture & home furnishing whsle . . . . .	1 478	16 186	62 116	151	102	23	14	7	3	1	1	—	—	
42121	Furniture whsle . . . . .	1 340	14 553	55 770	116	75	19	11	6	3	1	1	—	—	
421210	Furniture whsle . . . . .	1 340	14 553	55 770	116	75	19	11	6	3	1	1	—	—	
42122	Home furnishing whsle . . . . .	138	1 633	6 346	35	27	4	3	1	—	—	—	—	—	
421220	Home furnishing whsle . . . . .	138	1 633	6 346	35	27	4	3	1	—	—	—	—	—	
4213	Lumber & other construction materials whsle . . . . .	698	7 489	30 383	96	53	23	12	7	1	—	—	—	—	
42131	Lumber, plywood, millwork & wood panel whsle . . . . .	504	5 849	23 949	68	38	15	9	5	1	—	—	—	—	
421310	Lumber, plywood, millwork & wood panel whsle . . . . .	504	5 849	23 949	68	38	15	9	5	1	—	—	—	—	
42139	Other construction material whsle . . . . .	103	836	3 530	11	5	2	3	1	—	—	—	—	—	
421390	Other construction material whsle . . . . .	103	836	3 530	11	5	2	3	1	—	—	—	—	—	
4214	Professional & commercial equip & supp whsle . . . . .	2 143	29 395	116 175	123	52	28	17	17	5	3	1	—	—	
42142	Office equipment whsle . . . . .	442	4 304	17 095	23	13	3	2	3	1	1	—	—	—	
421420	Office equipment whsle . . . . .	442	4 304	17 095	23	13	3	2	3	1	1	—	—	—	
42143	Computer & peripheral equip & software whsle . . . . .	731	12 698	47 264	42	20	8	6	6	1	—	1	—	—	
421430	Computer & peripheral equip & software whsle . . . . .	731	12 698	47 264	42	20	8	6	6	1	—	1	—	—	
42144	Other commercial equipment whsle . . . . .	180	1 778	7 738	16	6	5	2	3	—	—	—	—	—	
421440	Other commercial equipment whsle . . . . .	180	1 778	7 738	16	6	5	2	3	—	—	—	—	—	
42145	Medical, dental, hospital equip & supp whsle . . . . .	540	8 887	37 035	24	8	6	3	3	2	2	—	—	—	
421450	Medical, dental, hospital equip & supp whsle . . . . .	540	8 887	37 035	24	8	6	3	3	2	2	—	—	—	
42146	Ophthalmic goods whsle . . . . .	123	837	3 331	3	—	1	1	—	1	—	—	—	—	
421460	Ophthalmic goods whsle . . . . .	123	837	3 331	3	—	1	1	—	1	—	—	—	—	
42149	Oth professional equipment & supplies whsle . . . . .	107	727	3 061	12	4	4	2	2	—	—	—	—	—	
421490	Oth professional equipment & supplies whsle . . . . .	107	727	3 061	12	4	4	2	2	—	—	—	—	—	
4215	Metal & mineral (except petroleum) whsle . . . . .	339	3 341	14 333	31	13	9	4	4	1	—	—	—	—	
42151	Metal service centers & offices whsle . . . . .	(E)	(D)	(D)	30	13	8	4	4	1	—	—	—	—	
4216	Electrical goods whsle . . . . .	1 405	17 740	68 177	100	42	18	26	9	3	1	1	—	—	
42161	Elec equip, wiring supp, const material whsle . . . . .	592	7 134	29 508	50	18	9	15	6	2	—	—	—	—	
421610	Elec equip, wiring supp, const material whsle . . . . .	592	7 134	29 508	50	18	9	15	6	2	—	—	—	—	
42169	Other electronic parts & equipment whsle . . . . .	759	10 074	36 174	43	21	7	9	3	1	1	—	—	—	
421690	Other electronic parts & equipment whsle . . . . .	759	10 074	36 174	43	21	7	9	3	1	1	—	—	—	
4217	Hardware, plumb & heating equip & sup whsle . . . . .	878	9 790	36 371	78	30	24	12	8	4	—	—	—	—	
42171	Hardware whsle . . . . .	341	3 796	14 834	34	15	9	5	4	1	—	—	—	—	
421710	Hardware whsle . . . . .	341	3 796	14 834	34	15	9	5	4	1	—	—	—	—	
42172	Plumbing & heating equipment & supplies whsle . . . . .	(C)	(D)	(D)	10	3	2	4	—	1	—	—	—	—	
42173	Warm air heating & AC equip & supplies whsle . . . . .	409	4 347	16 085	32	11	12	3	4	2	—	—	—	—	
421730	Warm air heating & AC equip & supplies whsle . . . . .	409	4 347	16 085	32	11	12	3	4	2	—	—	—	—	
4218	Machinery, equipment & supplies whsle . . . . .	3 350	36 049	144 345	227	83	55	40	41	5	2	1	—	—	
42181	Const & mining (exc petroleum) equip whsle . . . . .	241	2 823	9 931	12	2	5	1	3	—	1	—	—	—	
421810	Const & mining (exc petroleum) equip whsle . . . . .	241	2 823	9 931	12	2	5	1	3	—	1	—	—	—	
42183	Industrial machinery & equipment whsle . . . . .	2 073	24 085	95 596	121	45	29	18	24	4	—	1	—	—	
421830	Industrial machinery & equipment whsle . . . . .	2 073	24 085	95 596	121	45	29	18	24	4	—	1	—	—	
42184	Industrial supplies whsle . . . . .	575	5 262	22 359	56	24	14	12	5	—	1	—	—	—	
421840	Industrial supplies whsle . . . . .	575	5 262	22 359	56	24	14	12	5	—	1	—	—	—	
42185	Service establishment equip & supplies whsle . . . . .	310	2 357	10 073	30	10	5	8	7	—	—	—	—	—	
421850	Service establishment equip & supplies whsle . . . . .	310	2 357	10 073	30	10	5	8	7	—	—	—	—	—	
42186	Transportation equip, supplies (exc MV) whsle . . . . .	114	1 195	5 060	5	1	1	1	1	1	—	—	—	—	
421860	Transportation equip, supplies (exc MV) whsle . . . . .	114	1 195	5 060	5	1	1	1	1	1	—	—	—	—	
4219	Miscellaneous durable goods whsle . . . . .	530	4 497	18 686	68	41	10	9	8	—	—	—	—	—	
42193	Recyclable material whsle . . . . .	133	843	3 475	9	2	2	2	3	—	—	—	—	—	
421930	Recyclable material whsle . . . . .	133	843	3 475	9	2	2	2	3	—	—	—	—	—	
42199	Other miscellaneous durable goods whsle . . . . .	223	2 190	8 830	33	25	3	1	4	—	—	—	—	—	
421990	Other miscellaneous durable goods whsle . . . . .	223	2 190	8 830	33	25	3	1	4	—	—	—	—	—	
422	Wholesale trade, nondurable goods . . . . .	7 614	115 743	386 417	398	206	74	56	37	10	9	4	2	—	
4221	Paper & paper product whsle . . . . .	955	10 974	42 632	53	20	11	10	8	2	2	—	—	—	
42211	Printing & writing paper whsle . . . . .	(E)	(D)	(D)	4	1	1	—	1	—	1	—	—	—	
42212	Stationery & office supplies whsle . . . . .	(E)	(D)	(D)	20	10	2	3	4	—	1	—	—	—	
42213	Industrial & personal service paper whsle . . . . .	374	3 815	15 700	29	9	8	7	3	2	—	—	—	—	
422130	Industrial & personal service paper whsle . . . . .	374	3 815	15 700	29	9	8	7	3	2	—	—	—	—	

See footnotes at end of table.

**Table 6. Counties—Employees, Payroll, and Establishments by Industry: 2002—Con.**

[Excludes most government employees, railroad employees, and self-employed persons. Size class 1 to 4 includes establishments with payroll, but no employees, during mid-March pay period. (D) denotes figures withheld to avoid disclosing data for individual companies; the data are included in broader industry totals. Detailed industries with 100 or more employees are shown if industry was not a (D). For explanation of terms, abbreviations, and data reliability/comparability, see introductory text]

NAICS code	Industry	Number of employees for week including March 12	Payroll (\$1,000)		Total number of establishments	Number of establishments by employment-size class											
			First quarter	Annual		1 to 4	5 to 9	10 to 19	20 to 49	50 to 99	100 to 249	250 to 499	500 to 999	1,000 or more			
<b>42</b>	<b>GUILFORD—Con.</b>																
	<b>Wholesale trade—Con.</b>																
422	Wholesale trade, nondurable goods—Con.																
4222	Drugs & druggists' sundries whsle .....	440	6 963	27 408	15	8	2	3	—	1	—	1	—	—	—	—	—
42221	Drugs & druggists' sundries whsle .....	440	6 963	27 408	15	8	2	3	—	1	—	1	—	—	—	—	—
422210	Drugs & druggists' sundries whsle .....	440	6 963	27 408	15	8	2	3	—	1	—	1	—	—	—	—	—
4223	Apparel, piece goods & notions whsle .....	1 796	18 150	78 609	102	56	24	12	8	—	—	1	1	—	—	—	—
42231	Piece goods, notions & other dry goods whsle .....	837	11 604	48 260	73	40	19	7	6	—	—	1	—	—	—	—	—
422310	Piece goods, notions & other dry goods whsle .....	837	11 604	48 260	73	40	19	7	6	—	—	1	—	—	—	—	—
42232	Men's & boys' clothing & furnishings whsle .....	878	5 834	26 475	13	5	1	5	1	—	—	—	1	—	—	—	—
422320	Men's & boys' clothing & furnishings whsle .....	878	5 834	26 475	13	5	1	5	1	—	—	—	1	—	—	—	—
4224	Grocery & related product whsle .....	1 401	13 862	54 031	41	16	5	8	5	2	3	2	—	—	—	—	—
42242	Packaged frozen food whsle .....	199	2 007	8 232	4	1	—	1	1	—	1	—	—	—	—	—	—
422420	Packaged frozen food whsle .....	199	2 007	8 232	4	1	—	1	1	—	1	—	—	—	—	—	—
42248	Fresh fruit & vegetable whsle .....	111	760	3 713	5	1	1	2	—	1	—	—	—	—	—	—	—
422480	Fresh fruit & vegetable whsle .....	111	760	3 713	5	1	1	2	—	1	—	—	—	—	—	—	—
42249	Other grocery & related products whsle .....	1 027	10 550	39 894	23	9	2	4	3	1	2	2	—	—	—	—	—
422490	Other grocery & related products whsle .....	1 027	10 550	39 894	23	9	2	4	3	1	2	2	—	—	—	—	—
4226	Chemical & allied products whsle .....	632	7 547	29 315	59	30	12	7	8	1	1	—	—	—	—	—	—
42261	Plastics materials & basic forms, shapes whsle .....	130	1 267	5 584	15	5	6	3	1	—	—	—	—	—	—	—	—
422610	Plastics materials & basic forms, shapes whsle .....	130	1 267	5 584	15	5	6	3	1	—	—	—	—	—	—	—	—
42269	Other chemical & allied products whsle .....	502	6 280	23 731	44	25	6	4	7	1	1	—	—	—	—	—	—
422690	Other chemical & allied products whsle .....	502	6 280	23 731	44	25	6	4	7	1	1	—	—	—	—	—	—
4227	Petroleum & petroleum products whsle .....	138	1 146	4 543	13	9	1	2	—	1	—	—	—	—	—	—	—
42271	Petroleum bulk stations & terminals .....	130	995	4 262	9	5	1	2	—	1	—	—	—	—	—	—	—
422710	Petroleum bulk stations & terminals .....	130	995	4 262	9	5	1	2	—	1	—	—	—	—	—	—	—
4228	Beer, wine, distilled alcoholic beverage whsle ..	472	4 146	17 629	7	—	3	—	—	2	2	—	—	—	—	—	—
42281	Beer & ale whsle .....	(E)	(D)	(D)	4	—	1	—	—	2	1	—	—	—	—	—	—
42282	Wine & distilled alcoholic beverage whsle ....	(C)	(D)	(D)	3	—	2	—	—	—	1	—	—	—	—	—	—
4229	Miscellaneous nondurable goods whsle .....	1 747	52 597	130 785	103	63	16	14	7	1	1	—	1	—	—	—	—
42291	Farm supplies whsle .....	(G)	(D)	(D)	7	3	2	1	—	—	—	—	1	—	—	—	—
42293	Flower, nursery stock, florists' supplies whsle ..	(C)	(D)	(D)	8	2	2	3	1	—	—	—	—	—	—	—	—
42295	Paint, varnish & supplies whsle .....	101	947	3 993	10	4	1	3	2	—	—	—	—	—	—	—	—
422950	Paint, varnish & supplies whsle .....	101	947	3 993	10	4	1	3	2	—	—	—	—	—	—	—	—
42299	Other miscellaneous nondurable goods whsle .....	474	3 084	13 119	62	42	8	6	4	1	1	—	—	—	—	—	—
422990	Other miscellaneous nondurable goods whsle .....	474	3 084	13 119	62	42	8	6	4	1	1	—	—	—	—	—	—
<b>44-45</b>	<b>Retail trade .....</b>	<b>29 926</b>	<b>159 885</b>	<b>659 198</b>	<b>2 040</b>	<b>834</b>	<b>557</b>	<b>334</b>	<b>191</b>	<b>75</b>	<b>42</b>	<b>5</b>	<b>2</b>	—	—	—	—
441	Motor vehicle & parts dealers .....	3 885	32 496	137 347	243	103	51	45	24	12	8	—	—	—	—	—	—
4411	Automobile dealers .....	2 500	23 199	98 435	103	59	4	7	15	12	6	—	—	—	—	—	—
44111	New car dealers .....	2 349	22 006	94 047	46	10	—	3	15	12	6	—	—	—	—	—	—
441110	New car dealers .....	2 349	22 006	94 047	46	10	—	3	15	12	6	—	—	—	—	—	—
44112	Used car dealers .....	151	1 193	4 388	57	49	4	4	—	—	—	—	—	—	—	—	—
441120	Used car dealers .....	151	1 193	4 388	57	49	4	4	—	—	—	—	—	—	—	—	—
4412	Other motor vehicle dealers .....	196	1 458	6 443	26	12	6	6	2	—	—	—	—	—	—	—	—
44122	Motorcycle & boat & other MV dealers .....	(C)	(D)	(D)	24	12	6	5	1	—	—	—	—	—	—	—	—
441221	Motorcycle dealers .....	118	803	3 544	16	6	6	3	1	—	—	—	—	—	—	—	—
4413	Automotive parts, accessories & tire stores .....	1 189	7 839	32 469	114	32	41	32	7	—	2	—	—	—	—	—	—
44131	Automotive parts, accessories & tire stores ..	786	5 049	19 780	76	25	22	22	6	—	1	—	—	—	—	—	—
441310	Automotive parts, accessories & tire stores ..	786	5 049	19 780	76	25	22	22	6	—	1	—	—	—	—	—	—
44132	Tire dealers .....	403	2 790	12 689	38	7	19	10	1	—	1	—	—	—	—	—	—
441320	Tire dealers .....	403	2 790	12 689	38	7	19	10	1	—	1	—	—	—	—	—	—
442	Furniture & home furnishing stores .....	2 736	18 843	79 521	192	99	39	36	11	4	1	1	1	—	—	—	—
4421	Furniture stores .....	2 072	15 315	63 977	106	51	25	18	6	4	—	1	1	—	—	—	—
44211	Furniture stores .....	2 072	15 315	63 977	106	51	25	18	6	4	—	1	1	—	—	—	—
442110	Furniture stores .....	2 072	15 315	63 977	106	51	25	18	6	4	—	1	1	—	—	—	—
4422	Home furnishings stores .....	664	3 528	15 544	86	48	14	18	5	—	1	—	—	—	—	—	—
44221	Floor covering stores .....	206	1 992	8 802	31	16	7	7	1	—	—	—	—	—	—	—	—
442210	Floor covering stores .....	206	1 992	8 802	31	16	7	7	1	—	—	—	—	—	—	—	—
44229	Other home furnishings stores .....	458	1 536	6 742	55	32	7	11	4	—	1	—	—	—	—	—	—
442299	All other home furnishings stores .....	439	1 430	6 329	50	29	5	11	4	—	1	—	—	—	—	—	—
443	Electronics & appliance stores .....	928	5 183	21 713	97	56	22	11	3	3	2	—	—	—	—	—	—
4431	Electronics & appliance stores .....	928	5 183	21 713	97	56	22	11	3	3	2	—	—	—	—	—	—
44311	Appliance, TV & all other electronics stores ..	709	4 013	16 923	65	40	12	7	2	2	2	—	—	—	—	—	—
443112	Radio, television & other electronics stores ..	651	3 622	15 310	51	29	12	4	2	2	2	—	—	—	—	—	—
44312	Computer & software stores .....	141	779	3 264	24	15	7	—	1	1	—	—	—	—	—	—	—
443120	Computer & software stores .....	141	779	3 264	24	15	7	—	1	1	—	—	—	—	—	—	—
444	Bldg material & garden equip & supp dealers .....	2 571	18 630	77 529	168	74	29	35	20	3	7	—	—	—	—	—	—
4441	Building material & supplies dealers .....	2 300	16 954	70 450	142	59	25	29	20	3	6	—	—	—	—	—	—
44411	Home centers .....	(F)	(D)	(D)	10	2	1	—	1	—	6	—	—	—	—	—	—
44413	Hardware stores .....	144	676	2 742	14	6	3	1	4	—	—	—	—	—	—	—	—
444130	Hardware stores .....	144	676	2 742	14	6	3	1	4	—	—	—	—	—	—	—	—
44419	Other building material dealers .....	1 199	10 988	46 077	97	37	16	26	15	3	—	—	—	—	—	—	—
444190	Other building material dealers .....	1 199	10 988	46 077	97	37	16	26	15	3	—	—	—	—	—	—	—
4442	Lawn & garden equip & supplies stores .....	271	1 676	7 079	26	15	4	6	—	—	1	—	—	—	—	—	—
44421	Outdoor power equipment stores .....	195	1 347	5 542	11	5	2	3	—	—	1	—	—	—	—	—	—
444210	Outdoor power equipment stores .....	195	1 347	5 542	11	5	2	3	—	—	1	—	—	—	—	—	—



**Table 6. Counties—Employees, Payroll, and Establishments by Industry: 2002—Con.**

[Excludes most government employees, railroad employees, and self-employed persons. Size class 1 to 4 includes establishments with payroll, but no employees, during mid-March pay period. (D) denotes figures withheld to avoid disclosing data for individual companies; the data are included in broader industry totals. Detailed industries with 100 or more employees are shown if industry was not a (D). For explanation of terms, abbreviations, and data reliability/comparability, see introductory text]

NAICS code	Industry	Number of employees for week including March 12	Payroll (\$1,000)		Total number of establishments	Number of establishments by employment-size class																				
			First quarter	Annual		1 to 4	5 to 9	10 to 19	20 to 49	50 to 99	100 to 249	250 to 499	500 to 999	1,000 or more												
<b>GUILFORD—Con.</b>																										
<b>44-45 Retail trade—Con.</b>																										
445	Food & beverage stores .....	4 421	17 819	73 515	186	78	35	11	19	39	4	—	—	—	—	—	—									
4451	Grocery stores .....	4 058	16 418	67 516	131	52	16	4	16	39	4	—	—	—	—	—	—									
44511	Grocery (except convenience) stores .....	3 913	15 925	65 248	84	17	6	2	16	39	4	—	—	—	—	—	—									
445110	Grocery (except convenience) stores .....	3 913	15 925	65 248	84	17	6	2	16	39	4	—	—	—	—	—	—									
44512	Convenience stores .....	145	493	2 268	47	35	10	2	—	—	—	—	—	—	—	—	—									
445120	Convenience stores .....	145	493	2 268	47	35	10	2	—	—	—	—	—	—	—	—	—									
4452	Specialty food stores .....	272	877	3 807	36	19	7	7	3	—	—	—	—	—	—	—	—									
44529	Other specialty food stores .....	196	655	2 742	22	11	4	4	3	—	—	—	—	—	—	—	—									
446	Health & personal care stores .....	1 789	8 239	33 479	138	47	31	25	33	2	—	—	—	—	—	—	—									
4461	Health & personal care stores .....	1 789	8 239	33 479	138	47	31	25	33	2	—	—	—	—	—	—	—									
44611	Pharmacies & drug stores .....	1 325	6 004	24 738	62	11	5	13	31	2	—	—	—	—	—	—	—									
446110	Pharmacies & drug stores .....	1 325	6 004	24 738	62	11	5	13	31	2	—	—	—	—	—	—	—									
44612	Cosmetics, beauty supplies & perfume stores .....	154	413	1 748	23	10	7	5	1	—	—	—	—	—	—	—	—									
446120	Cosmetics, beauty supplies & perfume stores .....	154	413	1 748	23	10	7	5	1	—	—	—	—	—	—	—	—									
44613	Optical goods stores .....	142	999	3 707	22	12	5	5	—	—	—	—	—	—	—	—	—									
446130	Optical goods stores .....	142	999	3 707	22	12	5	5	—	—	—	—	—	—	—	—	—									
44619	Other health & personal care stores .....	168	823	3 286	31	14	14	2	1	—	—	—	—	—	—	—	—									
446191	Food (health) supplement stores .....	114	399	1 589	21	10	9	1	1	—	—	—	—	—	—	—	—									
447	Gasoline stations .....	1 461	5 878	23 451	228	81	110	36	—	—	1	—	—	—	—	—	—									
4471	Gasoline stations .....	1 461	5 878	23 451	228	81	110	36	—	—	1	—	—	—	—	—	—									
44711	Gasoline stations with convenience stores .....	1 133	4 402	17 190	177	48	98	31	—	—	—	—	—	—	—	—	—									
447110	Gasoline stations with convenience stores .....	1 133	4 402	17 190	177	48	98	31	—	—	—	—	—	—	—	—	—									
44719	Other gasoline stations .....	328	1 476	6 261	51	33	12	5	—	—	1	—	—	—	—	—	—									
447190	Other gasoline stations .....	328	1 476	6 261	51	33	12	5	—	—	1	—	—	—	—	—	—									
448	Clothing & clothing accessories stores .....	3 150	10 530	43 542	304	92	106	67	36	3	—	—	—	—	—	—	—									
4481	Clothing stores .....	2 263	6 388	27 031	184	53	52	48	28	3	—	—	—	—	—	—	—									
44811	Men's clothing stores .....	152	602	2 306	23	7	11	5	—	—	—	—	—	—	—	—	—									
448110	Men's clothing stores .....	152	602	2 306	23	7	11	5	—	—	—	—	—	—	—	—	—									
44812	Women's clothing stores .....	665	1 617	7 060	69	18	25	19	7	—	—	—	—	—	—	—	—									
448120	Women's clothing stores .....	665	1 617	7 060	69	18	25	19	7	—	—	—	—	—	—	—	—									
44813	Children's & infants' clothing stores .....	205	508	2 082	14	2	2	8	2	—	—	—	—	—	—	—	—									
448130	Children's & infants' clothing stores .....	205	508	2 082	14	2	2	8	2	—	—	—	—	—	—	—	—									
44814	Family clothing stores .....	937	2 779	12 020	46	11	7	10	15	3	—	—	—	—	—	—	—									
448140	Family clothing stores .....	937	2 779	12 020	46	11	7	10	15	3	—	—	—	—	—	—	—									
44819	Other clothing stores .....	213	617	2 537	18	8	3	3	4	—	—	—	—	—	—	—	—									
448190	Other clothing stores .....	213	617	2 537	18	8	3	3	4	—	—	—	—	—	—	—	—									
4482	Shoe stores .....	498	1 537	6 590	51	10	25	8	8	—	—	—	—	—	—	—	—									
44821	Shoe stores .....	498	1 537	6 590	51	10	25	8	8	—	—	—	—	—	—	—	—									
448210	Shoe stores .....	498	1 537	6 590	51	10	25	8	8	—	—	—	—	—	—	—	—									
4483	Jewelry, luggage & leather goods stores .....	389	2 605	9 921	69	29	29	11	—	—	—	—	—	—	—	—	—									
44831	Jewelry stores .....	354	2 393	8 963	63	26	28	9	—	—	—	—	—	—	—	—	—									
448310	Jewelry stores .....	354	2 393	8 963	63	26	28	9	—	—	—	—	—	—	—	—	—									
451	Sporting goods, hobby, book & music stores .....	1 041	4 615	19 014	108	45	28	21	12	2	—	—	—	—	—	—	—									
4511	Sporting goods, hobby, musical instrument stores .....	645	3 178	13 467	72	33	17	14	7	1	—	—	—	—	—	—	—									
45111	Sporting goods stores .....	303	1 407	5 972	32	16	4	8	3	1	—	—	—	—	—	—	—									
451110	Sporting goods stores .....	303	1 407	5 972	32	16	4	8	3	1	—	—	—	—	—	—	—									
45112	Hobby, toy & game stores .....	164	668	2 835	16	7	5	1	3	—	—	—	—	—	—	—	—									
451120	Hobby, toy & game stores .....	164	668	2 835	16	7	5	1	3	—	—	—	—	—	—	—	—									
45113	Sewing, needlework & piece goods stores .....	114	791	3 083	12	5	3	3	1	—	—	—	—	—	—	—	—									
451130	Sewing, needlework & piece goods stores .....	114	791	3 083	12	5	3	3	1	—	—	—	—	—	—	—	—									
4512	Book, periodical & music stores .....	396	1 437	5 547	36	12	11	7	5	1	—	—	—	—	—	—	—									
45121	Book stores & news dealers .....	329	1 166	4 566	26	10	5	5	5	1	—	—	—	—	—	—	—									
452	General merchandise stores .....	4 694	18 172	72 424	76	10	26	10	6	3	17	4	—	—	—	—	—									
4521	Department stores .....	3 919	14 986	59 558	25	—	—	—	3	3	15	4	—	—	—	—	—									
45211	Department stores .....	3 919	14 986	59 558	25	—	—	—	3	3	15	4	—	—	—	—	—									
452110	Department stores .....	3 919	14 986	59 558	25	—	—	—	3	3	15	4	—	—	—	—	—									
4529	Other general merchandise stores .....	775	3 186	12 866	51	10	26	10	3	—	2	—	—	—	—	—	—									
45291	Warehouse clubs & superstores .....	(E)	(D)	(D)	2	—	—	—	—	—	2	—	—	—	—	—	—									
45299	All other general merchandise stores .....	(E)	(D)	(D)	49	10	26	10	3	—	—	—	—	—	—	—	—									
453	Miscellaneous store retailers .....	1 464	6 036	25 442	215	109	63	25	18	—	—	—	—	—	—	—	—									
4531	Florists .....	166	648	2 681	33	16	12	5	—	—	—	—	—	—	—	—	—									
45311	Florists .....	166	648	2 681	33	16	12	5	—	—	—	—	—	—	—	—	—									
453110	Florists .....	166	648	2 681	33	16	12	5	—	—	—	—	—	—	—	—	—									
4532	Office supplies, stationery & gift stores .....	634	2 699	11 427	62	25	14	11	12	—	—	—	—	—	—	—	—									
45321	Office supplies & stationery stores .....	301	1 938	8 239	18	4	4	1	9	—	—	—	—	—	—	—	—									
453210	Office supplies & stationery stores .....	301	1 938	8 239	18	4	4	1	9	—	—	—	—	—	—	—	—									
45322	Gift, novelty & souvenir stores .....	333	761	3 188	44	21	10	10	3	—	—	—	—	—	—	—	—									
453220	Gift, novelty & souvenir stores .....	333	761	3 188	44	21	10	10	3	—	—	—	—	—	—	—	—									
4533	Used merchandise stores .....	168	746	2 980	40	23	14	3	—	—	—	—	—	—	—	—	—									
45331	Used merchandise stores .....	168	746	2 980	40	23	14	3	—	—	—	—	—	—	—	—	—									
453310	Used merchandise stores .....	168	746	2 980	40	23	14	3	—	—	—	—	—	—	—	—	—									
4539	Other miscellaneous store retailers .....	496	1 943	8 354	80	45	23	6	6	—	—	—	—	—	—	—	—									
45391	Pet & pet supplies stores .....	176	491	2 222	15	5	4	2	4	—	—	—	—	—	—	—	—									
453910	Pet & pet supplies stores .....	176	491	2 222	15	5	4	2	4	—	—	—	—	—	—	—	—									
45399	All other miscellaneous store retailers .....	226	818	3 647	43	28	9	4	2	—	—	—	—	—	—	—	—									
453998	All other misc store retailers (exc tobacco) .....	200	724	3 204	32	17	9	4																		

**Table 6. Counties—Employees, Payroll, and Establishments by Industry: 2002—Con.**

[Excludes most government employees, railroad employees, and self-employed persons. Size class 1 to 4 includes establishments with payroll, but no employees, during mid-March pay period. (D) denotes figures withheld to avoid disclosing data for individual companies; the data are included in broader industry totals. Detailed industries with 100 or more employees are shown if industry was not a (D). For explanation of terms, abbreviations, and data reliability/comparability, see introductory text]

NAICS code	Industry	Number of employees for week including March 12	Payroll (\$1,000)		Total number of establishments	Number of establishments by employment-size class								
			First quarter	Annual		1 to 4	5 to 9	10 to 19	20 to 49	50 to 99	100 to 249	250 to 499	500 to 999	1,000 or more
<b>GUILFORD—Con.</b>														
<b>44-45 Retail trade—Con.</b>														
454	Nonstore retailers .....	1 786	13 444	52 221	85	40	17	12	9	4	2	—	1	—
4541	Electronic shopping & mail-order houses .....	954	7 988	31 378	16	6	2	3	2	1	1	—	1	—
45411	Electronic shopping & mail-order houses .....	954	7 988	31 378	16	6	2	3	2	1	1	—	1	—
454110	Electronic shopping & mail-order houses .....	954	7 988	31 378	16	6	2	3	2	1	1	—	1	—
4542	Vending machine operators .....	206	1 162	4 575	14	4	5	2	2	1	—	—	—	—
45421	Vending machine operators .....	206	1 162	4 575	14	4	5	2	2	1	—	—	—	—
454210	Vending machine operators .....	206	1 162	4 575	14	4	5	2	2	1	—	—	—	—
4543	Direct selling establishments .....	626	4 294	16 268	55	30	10	7	5	2	1	—	—	—
45431	Fuel dealers .....	202	1 581	6 312	17	4	6	4	3	—	—	—	—	—
454311	Heating oil dealers .....	140	1 137	4 788	10	3	3	1	3	—	—	—	—	—
45439	Other direct selling establishments .....	424	2 713	9 956	38	26	4	3	2	2	1	—	—	—
454390	Other direct selling establishments .....	424	2 713	9 956	38	26	4	3	2	2	1	—	—	—
<b>48-49 Transportation &amp; warehousing .....</b>														
481	Air transportation .....	507	5 291	22 157	11	3	—	—	5	1	2	—	—	—
4811	Scheduled air transportation .....	448	4 730	20 120	6	—	—	—	3	1	2	—	—	—
48111	Scheduled air transportation .....	448	4 730	20 120	6	—	—	—	3	1	2	—	—	—
484	Truck transportation .....	5 166	41 198	172 628	148	62	15	21	25	13	7	4	1	—
4841	General freight trucking .....	3 591	29 015	123 707	83	33	10	9	10	11	7	2	1	—
48411	General freight trucking, local .....	308	2 624	12 194	29	15	4	5	4	1	—	—	—	—
484110	General freight trucking, local .....	308	2 624	12 194	29	15	4	5	4	1	—	—	—	—
48412	General freight trucking, long-distance .....	3 283	26 391	111 513	54	18	6	4	6	10	7	2	1	—
484121	General freight trucking, long-distance, TL .....	1 231	9 380	41 273	37	17	4	4	3	6	2	1	—	—
484122	General freight trucking, long-distance, LTL .....	2 052	17 011	70 240	17	1	2	—	3	4	5	1	1	—
4842	Specialized freight trucking .....	1 575	12 183	48 921	65	29	5	12	15	2	—	2	—	—
48421	Used household & office goods moving .....	689	4 500	18 482	17	7	—	—	7	2	—	1	—	—
484210	Used household & office goods moving .....	689	4 500	18 482	17	7	—	—	7	2	—	1	—	—
48422	Specialized freight (exc used) trucking, local .....	267	1 475	6 787	36	20	3	10	3	—	—	—	—	—
484220	Specialized freight (exc used) trucking, local .....	267	1 475	6 787	36	20	3	10	3	—	—	—	—	—
48423	Specialized freight (exc used) trucking, LDist .....	619	6 208	23 652	12	2	2	2	5	—	—	1	—	—
484230	Specialized freight (exc used) trucking, LDist .....	619	6 208	23 652	12	2	2	2	5	—	—	1	—	—
485	Transit & ground passenger transportation .....	329	1 410	5 784	23	11	5	5	—	1	1	—	—	—
4851	Urban transit systems .....	(C)	(D)	(D)	2	—	—	1	—	—	1	—	—	—
48511	Urban transit systems .....	(C)	(D)	(D)	2	—	—	1	—	—	1	—	—	—
488	Transportation support activities .....	2 804	29 096	92 608	65	28	14	10	8	2	2	—	—	1
4881	Air transportation support activities .....	2 330	25 666	77 268	15	5	2	—	4	1	2	—	—	1
48811	Airport operations .....	267	2 955	11 213	7	3	—	—	2	1	1	—	—	—
488119	Other airport operations .....	267	2 955	11 213	7	3	—	—	2	1	1	—	—	—
48819	Other air transportation support activities .....	2 063	22 711	66 055	8	2	2	—	2	—	1	—	—	1
488190	Other air transportation support activities .....	2 063	22 711	66 055	8	2	2	—	2	—	1	—	—	1
4884	Road transportation support activities .....	156	969	3 896	19	9	4	4	2	—	—	—	—	—
4885	Freight transportation arrangement .....	292	2 323	10 702	26	10	8	5	2	1	—	—	—	—
48851	Freight transportation arrangement .....	292	2 323	10 702	26	10	8	5	2	1	—	—	—	—
488510	Freight transportation arrangement .....	292	2 323	10 702	26	10	8	5	2	1	—	—	—	—
492	Couriers & messengers .....	642	4 556	18 916	36	17	7	6	3	1	2	—	—	—
4921	Couriers .....	519	3 938	16 196	18	5	4	5	1	1	2	—	—	—
49211	Couriers .....	519	3 938	16 196	18	5	4	5	1	1	2	—	—	—
492110	Couriers .....	519	3 938	16 196	18	5	4	5	1	1	2	—	—	—
4922	Local messengers & local delivery .....	123	618	2 720	18	12	3	1	2	—	—	—	—	—
49221	Local messengers & local delivery .....	123	618	2 720	18	12	3	1	2	—	—	—	—	—
492210	Local messengers & local delivery .....	123	618	2 720	18	12	3	1	2	—	—	—	—	—
493	Warehousing & storage .....	(C)	(D)	(D)	25	18	1	3	3	—	—	—	—	—
4931	Warehousing & storage .....	(C)	(D)	(D)	25	18	1	3	3	—	—	—	—	—
49311	General warehousing & storage .....	(C)	(D)	(D)	19	12	1	3	3	—	—	—	—	—
<b>51 Information .....</b>														
511	Publishing industries .....	1 817	19 414	82 888	63	26	13	9	7	4	3	—	1	—
5111	Newspaper, periodical, book, database publishers .....	1 659	17 161	71 777	49	18	10	9	5	3	3	—	1	—
51111	Newspaper publishers .....	860	7 006	29 856	9	2	2	3	—	—	1	—	1	—
511110	Newspaper publishers .....	860	7 006	29 856	9	2	2	3	—	—	1	—	1	—
51112	Periodical publishers .....	318	3 287	13 883	22	9	3	5	4	1	—	—	—	—
511120	Periodical publishers .....	318	3 287	13 883	22	9	3	5	4	1	—	—	—	—
51113	Book publishers .....	427	6 224	25 343	13	5	3	1	—	2	2	—	—	—
511130	Book publishers .....	427	6 224	25 343	13	5	3	1	—	2	2	—	—	—
5112	Software publishers .....	158	2 253	11 111	14	8	3	—	2	1	—	—	—	—
51121	Software publishers .....	158	2 253	11 111	14	8	3	—	2	1	—	—	—	—
511210	Software publishers .....	158	2 253	11 111	14	8	3	—	2	1	—	—	—	—
512	Motion picture & sound recording industries .....	377	1 159	4 901	31	16	8	1	3	3	—	—	—	—
5121	Motion picture & video industries .....	349	974	4 088	25	14	4	1	3	3	—	—	—	—
51213	Motion picture & video exhibition .....	311	544	2 481	9	1	1	1	3	3	—	—	—	—
512131	Motion picture theaters (except drive-ins) ..	311	544	2 481	9	1	1	1	3	3	—	—	—	—

See footnotes at end of table.

**Table 6. Counties—Employees, Payroll, and Establishments by Industry: 2002—Con.**

[Excludes most government employees, railroad employees, and self-employed persons. Size class 1 to 4 includes establishments with payroll, but no employees, during mid-March pay period. (D) denotes figures withheld to avoid disclosing data for individual companies; the data are included in broader industry totals. Detailed industries with 100 or more employees are shown if industry was not a (D). For explanation of terms, abbreviations, and data reliability/comparability, see introductory text]

NAICS code	Industry	Number of employees for week including March 12	Payroll (\$1,000)		Total number of establishments	Number of establishments by employment-size class									
			First quarter	Annual		1 to 4	5 to 9	10 to 19	20 to 49	50 to 99	100 to 249	250 to 499	500 to 999	1,000 or more	
<b>51</b>	<b>GUILFORD—Con.</b>														
	<b>Information—Con.</b>														
513	Broadcasting & telecommunications	3 959	45 574	165 564	125	46	18	25	19	8	6	2	1	—	—
5131	Radio & television broadcasting	611	5 768	23 958	17	4	1	3	6	—	3	—	—	—	—
51311	Radio broadcasting	275	2 329	10 469	10	3	—	1	5	—	1	—	—	—	—
513112	Radio stations	275	2 329	10 469	10	3	—	1	5	—	1	—	—	—	—
51312	Television broadcasting	336	3 439	13 489	7	1	1	2	1	—	2	—	—	—	—
513120	Television broadcasting	336	3 439	13 489	7	1	1	2	1	—	2	—	—	—	—
5132	Cable networks & program distribution	437	4 295	16 889	14	5	1	2	2	3	1	—	—	—	—
51322	Cable & other program distribution	(E)	(D)	(D)	12	4	1	2	2	2	1	—	—	—	—
5133	Telecommunications	2 911	35 511	124 717	94	37	16	20	11	5	2	2	1	—	—
51331	Wired telecommunications carriers	1 456	20 969	74 286	59	27	7	11	7	4	2	1	—	—	—
513310	Wired telecommunications carriers	1 456	20 969	74 286	59	27	7	11	7	4	2	1	—	—	—
51332	Wireless telecom carriers (exc satellite)	1 412	14 042	48 724	30	8	8	8	3	1	—	1	1	—	—
514	Information & data processing services	1 068	7 121	27 901	34	27	1	1	2	—	1	2	—	—	—
5141	Information services	449	1 779	8 438	12	10	1	—	—	—	—	1	—	—	—
51419	Other information services	(E)	(D)	(D)	10	8	1	—	—	—	—	—	—	—	—
514191	On-line information services	444	1 761	8 370	9	7	1	—	—	—	—	1	—	—	—
5142	Data processing services	619	5 342	19 463	22	17	—	1	2	—	1	1	—	—	—
51421	Data processing services	619	5 342	19 463	22	17	—	1	2	—	1	1	—	—	—
514210	Data processing services	619	5 342	19 463	22	17	—	1	2	—	1	1	—	—	—
<b>52</b>	<b>Finance &amp; insurance</b>	<b>17 147</b>	<b>188 508</b>	<b>706 336</b>	<b>904</b>	<b>516</b>	<b>184</b>	<b>92</b>	<b>65</b>	<b>27</b>	<b>10</b>	<b>6</b>	<b>2</b>	<b>2</b>	<b>2</b>
522	Credit intermediation & related activities	8 978	78 588	303 726	389	173	110	53	28	15	6	3	—	1	—
5221	Depository credit intermediation	2 978	23 779	91 703	168	40	68	27	19	10	3	1	—	—	—
52211	Commercial banking	2 626	21 696	82 847	142	31	59	26	13	9	3	1	—	—	—
522110	Commercial banking	2 626	21 696	82 847	142	31	59	26	13	9	3	1	—	—	—
52213	Credit unions	331	1 864	7 545	23	9	6	1	6	1	—	—	—	—	—
522130	Credit unions	331	1 864	7 545	23	9	6	1	6	1	—	—	—	—	—
5222	Nondepository credit intermediation	5 455	50 936	193 802	138	74	31	19	4	4	3	2	—	1	—
52221	Credit card issuing	(F)	(D)	(D)	13	3	3	1	3	1	1	1	—	—	—
52222	Sales financing	(F)	(D)	(D)	13	6	—	5	—	—	1	1	—	—	—
52229	Other nondepository credit intermediation	4 029	37 573	140 066	112	65	28	13	1	3	1	—	—	1	—
522292	Real estate credit	458	6 790	28 338	59	36	9	11	1	2	—	—	—	—	—
5223	Activities related to credit intermediation	545	3 873	18 221	83	59	11	7	5	1	—	—	—	—	—
52231	Mortgage & nonmortgage brokers	215	1 664	8 500	32	21	4	5	2	—	—	—	—	—	—
522310	Mortgage & nonmortgage brokers	215	1 664	8 500	32	21	4	5	2	—	—	—	—	—	—
52239	Other credit intermediation activities	251	1 482	6 842	44	35	4	2	3	—	—	—	—	—	—
522390	Other credit intermediation activities	251	1 482	6 842	44	35	4	2	3	—	—	—	—	—	—
523	Security, commodity contracts & like activity	946	15 562	59 933	125	89	15	8	11	1	1	—	—	—	—
5231	Scrtcy & comdty contracts intermed & brokerage	624	11 102	42 371	66	46	8	4	6	1	1	—	—	—	—
52312	Securities brokerage	598	10 595	40 192	57	39	6	4	6	1	1	—	—	—	—
523120	Securities brokerage	598	10 595	40 192	57	39	6	4	6	1	1	—	—	—	—
5239	Other financial investment activities	322	4 460	17 562	59	43	7	4	5	—	—	—	—	—	—
52392	Portfolio management	142	2 733	10 183	24	16	6	—	2	—	—	—	—	—	—
523920	Portfolio management	142	2 733	10 183	24	16	6	—	2	—	—	—	—	—	—
52393	Investment advice	125	904	4 414	26	20	1	3	2	—	—	—	—	—	—
523930	Investment advice	125	904	4 414	26	20	1	3	2	—	—	—	—	—	—
524	Insurance carriers & related activities	7 108	91 462	333 411	380	252	53	30	26	10	3	3	2	1	—
5241	Insurance carriers	5 401	71 473	253 224	72	23	11	11	13	6	2	3	2	1	—
52411	Direct life, health, medical insurance carriers	4 000	52 461	170 510	39	12	7	4	9	2	1	1	2	1	—
52412	Other direct insurance carriers	1 401	19 012	82 714	33	11	4	7	4	4	1	2	—	—	—
524126	Direct property & casualty insurance carriers	1 383	18 798	81 860	30	10	2	7	4	4	1	2	—	—	—
5242	Agencies & other insurance related activities	1 707	19 989	80 187	308	229	42	19	13	4	1	—	—	—	—
52421	Insurance agencies & brokerages	1 361	15 199	61 036	279	213	35	17	11	3	—	—	—	—	—
524210	Insurance agencies & brokerages	1 361	15 199	61 036	279	213	35	17	11	3	—	—	—	—	—
52429	Other insurance related activities	346	4 790	19 151	29	16	7	2	2	1	1	—	—	—	—
524292	Insurance & pension funds, third party admin	274	4 114	16 992	15	8	3	1	1	1	1	—	—	—	—
525	Funds, trusts, & other financial vehicles (part)	115	2 896	9 266	10	2	6	1	—	1	—	—	—	—	—
5259	Other investment pools & funds	115	2 896	9 266	10	2	6	1	—	1	—	—	—	—	—
52593	Real estate investment trusts	115	2 896	9 266	10	2	6	1	—	1	—	—	—	—	—
525930	Real estate investment trusts	115	2 896	9 266	10	2	6	1	—	1	—	—	—	—	—
<b>53</b>	<b>Real estate &amp; rental &amp; leasing</b>	<b>4 405</b>	<b>28 791</b>	<b>126 152</b>	<b>591</b>	<b>391</b>	<b>111</b>	<b>52</b>	<b>24</b>	<b>6</b>	<b>7</b>	<b>—</b>	<b>—</b>	<b>—</b>	<b>—</b>
531	Real estate	3 077	20 489	89 956	473	364	67	17	13	6	6	—	—	—	—
5311	Lessors of real estate	1 148	6 966	30 176	198	161	26	4	2	2	3	—	—	—	—
53111	Lessors of residential buildings & dwellings	510	3 031	12 477	84	68	12	1	—	1	2	—	—	—	—
531110	Lessors of residential buildings & dwellings	510	3 031	12 477	84	68	12	1	—	1	2	—	—	—	—
531112	Lessors of nonres bldg (exc min Warehouses)	500	3 456	15 615	72	57	9	3	1	1	1	—	—	—	—
5311120	Lessors of nonres bldg (exc min Warehouses)	500	3 456	15 615	72	57	9	3	1	1	1	—	—	—	—
5312	Offices of real estate agents & brokers	445	3 538	15 198	127	100	18	7	1	1	—	—	—	—	—
53121	Offices of real estate agents & brokers	445	3 538	15 198	127	100	18	7	1	1	—	—	—	—	—
531210	Offices of real estate agents & brokers	445	3 538	15 198	127	100	18	7	1	1	—	—	—	—	—
5313	Activities related to real estate	1 484	9 985	44 582	148	103	23	6	10	3	3	—	—	—	—
53131	Real estate property managers	1 339	8 948	39 678	98	61	18	4	9	3	3	—	—	—	—
531311	Residential property managers	1 009	6 545	27 138	76	43	17	4	8	2	2	—	—	—	—
531312	Nonresidential property managers	330	2 403	12 540	22	18	1	—	1	1	1	—	—	—	—

See footnotes at end of table.

**Table 6. Counties—Employees, Payroll, and Establishments by Industry: 2002—Con.**

[Excludes most government employees, railroad employees, and self-employed persons. Size class 1 to 4 includes establishments with payroll, but no employees, during mid-March pay period. (D) denotes figures withheld to avoid disclosing data for individual companies; the data are included in broader industry totals. Detailed industries with 100 or more employees are shown if industry was not a (D). For explanation of terms, abbreviations, and data reliability/comparability, see introductory text]

NAICS code	Industry	Number of employees for week including March 12	Payroll (\$1,000)		Total number of establishments	Number of establishments by employment-size class																		
			First quarter	Annual		1 to 4	5 to 9	10 to 19	20 to 49	50 to 99	100 to 249	250 to 499	500 to 999	1,000 or more										
<b>GUILFORD—Con.</b>																								
<b>53</b>	<b>Real estate &amp; rental &amp; leasing—Con.</b>																							
532	Rental & leasing services .....	1 273	7 928	34 434	115	27	44	33	10	—	1	—	—	—	—	—	—	—	—					
5321	Automotive equipment rental & leasing .....	568	3 642	15 364	37	10	12	10	4	—	1	—	—	—	—	—	—	—	—					
53211	Passenger car rental & leasing .....	374	2 019	8 642	16	2	7	4	2	—	1	—	—	—	—	—	—	—	—					
53212	Truck, utility trailer & RV rental & leasing .....	194	1 623	6 722	21	8	5	6	2	—	—	—	—	—	—	—	—	—	—					
532120	Truck, utility trailer & RV rental & leasing .....	194	1 623	6 722	21	8	5	6	2	—	—	—	—	—	—	—	—	—	—					
5322	Consumer goods rental .....	443	1 998	8 488	51	11	22	16	2	—	—	—	—	—	—	—	—	—	—					
53223	Video tape & disc rental .....	230	646	2 540	24	4	6	14	—	—	—	—	—	—	—	—	—	—	—					
532230	Video tape & disc rental .....	230	646	2 540	24	4	6	14	—	—	—	—	—	—	—	—	—	—	—					
53229	Other consumer goods rental .....	147	1 035	4 596	14	2	8	2	2	—	—	—	—	—	—	—	—	—	—					
532299	All other consumer goods rental .....	101	590	2 506	10	2	5	2	1	—	—	—	—	—	—	—	—	—	—					
5324	Commercial, industrial equip rental & leasing ...	202	1 778	8 515	16	5	1	6	4	—	—	—	—	—	—	—	—	—	—					
53241	Const, trans, mining equip rental & leasing ...	110	937	4 290	7	—	1	3	3	—	—	—	—	—	—	—	—	—	—					
532412	Const, mining, forestry equip rental & leasing .....	110	937	4 290	7	—	1	3	3	—	—	—	—	—	—	—	—	—	—					
<b>54</b>	<b>Professional, scientific &amp; technical services</b>	<b>10 030</b>	<b>98 921</b>	<b>417 632</b>	<b>1 427</b>	<b>937</b>	<b>220</b>	<b>165</b>	<b>75</b>	<b>22</b>	<b>8</b>	—	—	—	—	—	—	—	—					
541	Professional, scientific & technical services .....	10 030	98 921	417 632	1 427	937	220	165	75	22	8	—	—	—	—	—	—	—	—					
5411	Legal services .....	1 575	15 064	68 369	262	184	42	21	10	4	1	—	—	—	—	—	—	—	—					
54111	Offices of lawyers .....	1 558	14 915	67 753	254	178	40	21	10	4	1	—	—	—	—	—	—	—	—					
541110	Offices of lawyers .....	1 558	14 915	67 753	254	178	40	21	10	4	1	—	—	—	—	—	—	—	—					
5412	Accounting, tax prep, bookkeep, payroll services .....	1 515	11 908	48 711	211	126	36	32	14	2	1	—	—	—	—	—	—	—	—					
54121	Accounting, tax prep, bookkeep, payroll services .....	1 515	11 908	48 711	211	126	36	32	14	2	1	—	—	—	—	—	—	—	—					
541211	Offices of certified public accountants .....	842	9 313	40 760	107	59	23	15	9	—	1	—	—	—	—	—	—	—	—					
541213	Tax preparation services .....	487	1 233	2 449	45	16	9	14	4	2	—	—	—	—	—	—	—	—	—					
541219	Other accounting services .....	119	649	2 664	53	47	4	2	—	—	—	—	—	—	—	—	—	—	—					
5413	Architectural, engineering & related services ...	1 467	13 801	65 992	164	91	32	23	14	4	—	—	—	—	—	—	—	—	—					
54131	Architectural services .....	348	3 155	15 063	39	21	10	5	2	1	—	—	—	—	—	—	—	—	—					
541310	Architectural services .....	348	3 155	15 063	39	21	10	5	2	1	—	—	—	—	—	—	—	—	—					
54133	Engineering services .....	832	8 517	41 983	74	41	12	7	11	3	—	—	—	—	—	—	—	—	—					
541330	Engineering services .....	832	8 517	41 983	74	41	12	7	11	3	—	—	—	—	—	—	—	—	—					
54137	Surveying, mapping (exc geophysical) services .....	118	990	4 007	16	7	4	4	1	—	—	—	—	—	—	—	—	—	—					
541370	Surveying, mapping (exc geophysical) services .....	118	990	4 007	16	7	4	4	1	—	—	—	—	—	—	—	—	—	—					
5414	Specialized design services .....	363	3 883	16 730	118	91	21	5	1	—	—	—	—	—	—	—	—	—	—					
54141	Interior design services .....	142	850	3 746	49	41	6	2	—	—	—	—	—	—	—	—	—	—	—					
541410	Interior design services .....	142	850	3 746	49	41	6	2	—	—	—	—	—	—	—	—	—	—	—					
54143	Graphic design services .....	137	1 532	6 351	39	28	8	2	1	—	—	—	—	—	—	—	—	—	—					
541430	Graphic design services .....	137	1 532	6 351	39	28	8	2	1	—	—	—	—	—	—	—	—	—	—					
5415	Computer systems design & related services ...	1 315	17 635	70 190	176	119	20	22	11	2	2	—	—	—	—	—	—	—	—					
54151	Computer systems design & related services ...	1 315	17 635	70 190	176	119	20	22	11	2	2	—	—	—	—	—	—	—	—					
541511	Custom computer programming services ..	440	6 282	24 917	80	52	10	13	5	—	—	—	—	—	—	—	—	—	—					
541512	Computer systems design services .....	772	10 173	40 951	76	51	9	7	5	2	2	—	—	—	—	—	—	—	—					
5416	Management, sci & tech consulting services ....	965	11 527	44 106	233	191	19	15	4	3	1	—	—	—	—	—	—	—	—					
54161	Management consulting services .....	884	10 932	41 111	202	165	16	13	4	3	1	—	—	—	—	—	—	—	—					
541611	Admin & gen management consulting services .....	362	5 166	20 188	95	74	8	10	2	1	—	—	—	—	—	—	—	—	—					
541612	Human res & exec search consulting services .....	324	3 482	10 921	45	37	1	3	2	1	1	—	—	—	—	—	—	—	—					
5417	Scientific R&D services .....	268	4 472	18 352	19	8	4	4	2	1	—	—	—	—	—	—	—	—	—					
54171	R&D in physical, engineering & life sciences ..	213	4 014	16 363	14	7	3	1	2	1	—	—	—	—	—	—	—	—	—					
541710	R&D in physical, engineering & life sciences .....	213	4 014	16 363	14	7	3	1	2	1	—	—	—	—	—	—	—	—	—					
5418	Advertising & related services .....	932	9 929	40 454	80	42	18	10	6	3	1	—	—	—	—	—	—	—	—					
54181	Advertising agencies .....	299	4 075	16 072	31	16	7	5	1	2	—	—	—	—	—	—	—	—	—					
541810	Advertising agencies .....	299	4 075	16 072	31	16	7	5	1	2	—	—	—	—	—	—	—	—	—					
54184	Media representatives .....	279	2 876	11 610	6	2	1	1	1	—	—	—	—	—	—	—	—	—	—					
541840	Media representatives .....	279	2 876	11 610	6	2	1	1	1	—	—	—	—	—	—	—	—	—	—					
54186	Direct mail advertising .....	118	882	3 720	6	3	1	—	1	1	—	—	—	—	—	—	—	—	—					
541860	Direct mail advertising .....	118	882	3 720	6	3	1	—	1	1	—	—	—	—	—	—	—	—	—					
5419	Oth professional, scientific, technical services ..	1 630	10 702	44 728	164	85	28	33	13	3	2	—	—	—	—	—	—	—	—					
54191	Marketing research & public opinion polling ..	283	2 191	7 328	12	6	3	1	—	1	1	—	—	—	—	—	—	—	—					
541910	Marketing research & public opinion polling .....	283	2 191	7 328	12	6	3	1	—	1	1	—	—	—	—	—	—	—	—					
54192	Photographic services .....	481	3 593	15 696	51	37	4	4	3	2	1	—	—	—	—	—	—	—	—					
541922	Commercial photography .....	402	3 340	14 419	25	15	2	2	3	2	1	—	—	—	—	—	—	—	—					
54194	Veterinary services .....	670	3 622	16 006	57	9	16	25	7	—	—	—	—	—	—	—	—	—	—					
541940	Veterinary services .....	670	3 622	16 006	57	9	16	25	7	—	—	—	—	—	—	—	—	—	—					
54199	All oth prof, scientific & technical services ....	(C)	(D)	(D)	43	33	4	3	—	—	—	—	—	—	—	—	—	—	—					
<b>55</b>	<b>Management of companies &amp; enterprises</b>	<b>12 119</b>	<b>156 649</b>	<b>619 023</b>	<b>129</b>	<b>31</b>	<b>17</b>	<b>18</b>	<b>17</b>	<b>19</b>	<b>17</b>	<b>6</b>	<b>2</b>	<b>2</b>	<b>2</b>	<b>2</b>	<b>2</b>	<b>2</b>	<b>2</b>					
551	Management of companies & enterprises .....	12 119	156 649	619 023	129	31	17	18	17	19	17	6	2	2	2	2	2	2	2					
5511	Management of companies & enterprises .....	12 119	156 649	619 023	129	31	17	18	17	19	17	6	2	2	2	2	2	2	2					
55111	Management of companies & enterprises .....	12 119	156 649	619 023	129	31	17	18	17	19	17	6	2	2	2	2	2	2	2					
551114	Corp, subsidiary & regional managing offices .....	9 638	134 021	521 801	110	20	15	16	15	19	17	6	1	1	1	1	1	1	1					
<b>56</b>	<b>Admin, support, waste mgt, remediation services</b>	<b>16 517</b>	<b>77 287</b>	<b>338 081</b>	<b>733</b>	<b>388</b>	<b>106</b>	<b>85</b>	<b>69</b>	<b>46</b>	<b>27</b>	<b>10</b>	<b>2</b>	<b>—</b>	<b>—</b>	<b>—</b>								

**Table 6. Counties—Employees, Payroll, and Establishments by Industry: 2002—Con.**

[Excludes most government employees, railroad employees, and self-employed persons. Size class 1 to 4 includes establishments with payroll, but no employees, during mid-March pay period. (D) denotes figures withheld to avoid disclosing data for individual companies; the data are included in broader industry totals. Detailed industries with 100 or more employees are shown if industry was not a (D). For explanation of terms, abbreviations, and data reliability/comparability, see introductory text]

NAICS code	Industry	Number of employees for week including March 12	Payroll (\$1,000)		Total number of establishments	Number of establishments by employment-size class										
			First quarter	Annual		1 to 4	5 to 9	10 to 19	20 to 49	50 to 99	100 to 249	250 to 499	500 to 999	1,000 or more		
<b>56</b>	<b>GUILFORD—Con.</b>															
	<b>Admin, support, waste mgt, remediation services—Con.</b>															
561	Administrative & support services—Con.															
5613	Employment services	6 241	27 081	120 162	121	37	8	12	21	26	12	5	—	—	—	—
56131	Employment placement agencies	1 425	5 198	23 550	34	16	2	3	6	3	2	2	—	—	—	—
561310	Employment placement agencies	1 425	5 198	23 550	34	16	2	3	6	3	2	2	—	—	—	—
56132	Temporary help services	4 237	18 643	83 026	82	20	6	8	14	22	10	2	—	—	—	—
561320	Temporary help services	4 237	18 643	83 026	82	20	6	8	14	22	10	2	—	—	—	—
56133	Employee leasing services	579	3 240	13 586	5	1	—	1	1	1	—	1	—	—	—	—
561330	Employee leasing services	579	3 240	13 586	5	1	—	1	1	1	—	1	—	—	—	—
5614	Business support services	2 006	8 609	40 811	59	28	12	7	7	1	2	1	1	—	—	—
56141	Document preparation services	135	886	2 763	13	7	3	—	3	—	—	—	—	—	—	—
561410	Document preparation services	135	886	2 763	13	7	3	—	3	—	—	—	—	—	—	—
56142	Telephone call centers	1 179	2 892	17 114	7	3	1	—	1	—	1	1	—	—	—	—
561422	Telemarketing bureaus	1 146	2 598	15 901	3	1	—	—	—	—	—	1	—	—	—	—
56144	Collection agencies	174	1 384	5 835	9	4	2	1	1	—	1	—	—	—	—	—
561440	Collection agencies	174	1 384	5 835	9	4	2	1	1	—	1	—	—	—	—	—
56145	Credit bureaus	343	2 512	11 212	6	1	1	2	—	1	1	—	—	—	—	—
561450	Credit bureaus	343	2 512	11 212	6	1	1	2	—	1	1	—	—	—	—	—
56149	Other business support services	110	660	2 632	11	6	1	2	2	—	—	—	—	—	—	—
5615	Travel arrangement & reservation services	158	1 060	4 314	34	22	7	4	1	—	—	—	—	—	—	—
56151	Travel agencies	140	933	3 891	27	16	7	3	1	—	—	—	—	—	—	—
561510	Travel agencies	140	933	3 891	27	16	7	3	1	—	—	—	—	—	—	—
5616	Investigation & security services	1 836	7 348	29 403	46	21	6	4	4	5	4	2	—	—	—	—
56161	Investigation, guard & armored car services	1 684	6 364	25 299	24	7	3	2	1	5	4	2	—	—	—	—
561612	Security guards & patrol services	1 584	5 939	23 497	17	3	2	1	1	4	4	2	—	—	—	—
56162	Security systems services	152	984	4 104	22	14	3	2	3	—	—	—	—	—	—	—
561621	Security systems services (except locksmiths)	133	846	3 521	11	4	2	2	3	—	—	—	—	—	—	—
5617	Services to buildings & dwellings	4 099	15 229	67 562	366	224	60	45	24	7	3	2	1	—	—	—
56171	Exterminating & pest control services	204	1 441	6 649	21	9	2	8	2	—	—	—	—	—	—	—
561710	Exterminating & pest control services	204	1 441	6 649	21	9	2	8	2	—	—	—	—	—	—	—
56172	Janitorial services	2 845	8 888	38 737	162	92	21	21	18	5	2	2	1	—	—	—
561720	Janitorial services	2 845	8 888	38 737	162	92	21	21	18	5	2	2	1	—	—	—
56173	Landscaping services	996	4 632	20 613	160	106	31	16	4	2	1	—	—	—	—	—
561730	Landscaping services	996	4 632	20 613	160	106	31	16	4	2	1	—	—	—	—	—
5619	Other support services	711	3 973	17 855	48	29	7	6	2	2	2	—	—	—	—	—
56191	Packaging & labeling services	131	540	2 484	6	2	—	2	1	1	—	—	—	—	—	—
561910	Packaging & labeling services	131	540	2 484	6	2	—	2	1	1	—	—	—	—	—	—
56192	Convention & trade show organizers	144	1 066	4 439	12	7	2	1	1	1	—	—	—	—	—	—
561920	Convention & trade show organizers	144	1 066	4 439	12	7	2	1	1	1	—	—	—	—	—	—
56199	All other support services	436	2 367	10 932	30	20	5	3	—	—	2	—	—	—	—	—
561990	All other support services	436	2 367	10 932	30	20	5	3	—	—	2	—	—	—	—	—
562	Waste management & remediation services	391	4 320	17 880	16	5	4	1	3	2	1	—	—	—	—	—
5629	Remediation & oth waste management services	236	2 588	10 984	8	2	2	1	2	—	1	—	—	—	—	—
56299	All other waste management services	(C)	(D)	(D)	5	2	2	—	—	—	1	—	—	—	—	—
<b>61</b>	<b>Educational services</b>	<b>4 237</b>	<b>22 596</b>	<b>98 588</b>	<b>138</b>	<b>73</b>	<b>19</b>	<b>13</b>	<b>14</b>	<b>10</b>	<b>5</b>	<b>3</b>	<b>1</b>	<b>—</b>	<b>—</b>	<b>—</b>
611	Educational services	4 237	22 596	98 588	138	73	19	13	14	10	5	3	1	—	—	—
6111	Elementary & secondary schools	1 489	7 493	31 294	32	6	1	4	9	9	3	—	—	—	—	—
61111	Elementary & secondary schools	1 489	7 493	31 294	32	6	1	4	9	9	3	—	—	—	—	—
611110	Elementary & secondary schools	1 489	7 493	31 294	32	6	1	4	9	9	3	—	—	—	—	—
6113	Colleges, universities & professional schools	1 740	8 572	39 376	5	—	—	—	1	—	1	2	1	—	—	—
61131	Colleges, universities & professional schools	1 740	8 572	39 376	5	—	—	—	1	—	1	2	1	—	—	—
611310	Colleges, universities & professional schools	1 740	8 572	39 376	5	—	—	—	1	—	1	2	1	—	—	—
6114	Business schools & computer & mgt training	478	4 581	19 634	24	18	2	2	1	—	—	1	—	—	—	—
61143	Professional, management development training	(E)	(D)	(D)	13	10	2	—	—	—	—	1	—	—	—	—
6116	Other schools & instruction	(E)	(D)	(D)	56	38	10	5	3	—	—	—	—	—	—	—
6117	Educational support services	159	528	1 821	7	5	1	—	—	—	1	—	—	—	—	—
61171	Educational support services	159	528	1 821	7	5	1	—	—	—	1	—	—	—	—	—
611710	Educational support services	159	528	1 821	7	5	1	—	—	—	1	—	—	—	—	—
<b>62</b>	<b>Health care and social assistance</b>	<b>26 323</b>	<b>223 788</b>	<b>941 921</b>	<b>1 099</b>	<b>393</b>	<b>279</b>	<b>201</b>	<b>150</b>	<b>41</b>	<b>24</b>	<b>7</b>	<b>2</b>	<b>2</b>	<b>—</b>	<b>—</b>
621	Ambulatory health care services	9 789	107 684	485 555	691	260	196	117	83	24	7	4	—	—	—	—
6211	Offices of physicians	4 300	67 468	305 355	277	94	67	51	48	14	2	1	—	—	—	—
62111	Offices of physicians	4 300	67 468	305 355	277	94	67	51	48	14	2	1	—	—	—	—
621111	Offices of physicians (exc mental health)	4 214	66 379	301 306	258	82	63	48	48	14	2	1	—	—	—	—
6212	Offices of dentists	1 341	12 559	59 415	171	42	87	34	8	—	—	—	—	—	—	—
62121	Offices of dentists	1 341	12 559	59 415	171	42	87	34	8	—	—	—	—	—	—	—
621210	Offices of dentists	1 341	12 559	59 415	171	42	87	34	8	—	—	—	—	—	—	—
6213	Offices of other health practitioners	813	4 854	22 142	141	98	25	13	4	—	1	—	—	—	—	—
62131	Offices of chiropractors	113	656	2 663	34	28	4	2	—	—	—	—	—	—	—	—
621310	Offices of chiropractors	113	656	2 663	34	28	4	2	—	—	—	—	—	—	—	—
62132	Offices of optometrists	144	956	3 841	28	17	7	3	1	—	—	—	—	—	—	—
621320	Offices of optometrists	144	956	3 841	28	17	7	3	1	—	—	—	—	—	—	—
62134	Offices of PT, OT, speech therapy & audiology	205	1 349	6 120	29	19	5	2	3	—	—	—	—	—	—	—
621340	Offices of PT, OT, speech therapy & audiology	205	1 349	6 120	29	19	5	2	3	—	—	—	—	—	—	—
62139	Offices of all other health practitioners	270	1 303	6 767	29	19	6	3	—	—	1	—	—	—	—	—
621399	Offices of all other misc health practitioners	211	883	4 142	21	14	6	—	—	—	1	—	—	—	—	—
6214	Outpatient care centers	513	4 300	15 847	33	10	8	4	10	1	—	—	—	—	—	—
62149	Other outpatient care centers	486	4 165	15 273	28	8	6	3	10	1	—	—	—	—	—	—
621498	All other outpatient care centers	235	2 032	8 231	15	4	4	2	5	—	—	—	—	—	—	—

See footnotes at end of table.

**Table 6. Counties—Employees, Payroll, and Establishments by Industry: 2002—Con.**

[Excludes most government employees, railroad employees, and self-employed persons. Size class 1 to 4 includes establishments with payroll, but no employees, during mid-March pay period. (D) denotes figures withheld to avoid disclosing data for individual companies; the data are included in broader industry totals. Detailed industries with 100 or more employees are shown if industry was not a (D). For explanation of terms, abbreviations, and data reliability/comparability, see introductory text]

NAICS code	Industry	Number of employees for week including March 12	Payroll (\$1,000)		Total number of establishments	Number of establishments by employment-size class										
			First quarter	Annual		1 to 4	5 to 9	10 to 19	20 to 49	50 to 99	100 to 249	250 to 499	500 to 999	1,000 or more		
<b>62</b>	<b>GUILFORD—Con.</b>															
	<b>Health care and social assistance—Con.</b>															
621	Ambulatory health care services—Con.															
6215	Medical & diagnostic laboratories . . . . .	882	8 723	42 972	27	8	5	7	4	1	1	1	—	—	—	—
62151	Medical & diagnostic laboratories . . . . .	882	8 723	42 972	27	8	5	7	4	1	1	1	—	—	—	—
621511	Medical laboratories . . . . .	704	7 385	36 587	15	5	5	1	1	1	1	1	—	—	—	—
621512	Diagnostic Imaging centers . . . . .	178	1 338	6 385	12	3	—	6	3	—	—	—	—	—	—	—
6216	Home health care services . . . . .	1 832	9 172	37 397	36	5	4	7	8	7	3	2	—	—	—	—
62161	Home health care services . . . . .	1 832	9 172	37 397	36	5	4	7	8	7	3	2	—	—	—	—
621610	Home health care services . . . . .	1 832	9 172	37 397	36	5	4	7	8	7	3	2	—	—	—	—
6219	Other ambulatory health care services . . . . .	108	608	2 427	6	3	—	1	1	1	—	—	—	—	—	—
622	Hospitals . . . . .	(I)	(D)	(D)	7	1	—	—	—	1	—	1	2	—	2	2
6221	General medical & surgical hospitals . . . . .	7 267	69 635	265 228	5	1	—	—	—	—	—	—	1	1	2	2
62211	General medical & surgical hospitals . . . . .	7 267	69 635	265 228	5	1	—	—	—	—	—	—	1	1	2	2
622110	General medical & surgical hospitals . . . . .	7 267	69 635	265 228	5	1	—	—	—	—	—	—	1	1	2	2
6223	Other specialty hospitals . . . . .	(F)	(D)	(D)	1	—	—	—	—	—	—	—	—	1	—	—
62231	Other specialty hospitals . . . . .	(F)	(D)	(D)	1	—	—	—	—	—	—	—	—	1	—	—
623	Nursing & residential care facilities . . . . .	5 363	26 462	109 355	142	36	29	24	23	12	16	2	—	—	—	—
6231	Nursing care facilities . . . . .	2 568	13 834	57 557	29	6	1	3	3	4	11	1	—	—	—	—
62311	Nursing care facilities . . . . .	2 568	13 834	57 557	29	6	1	3	3	4	11	1	—	—	—	—
623110	Nursing care facilities . . . . .	2 568	13 834	57 557	29	6	1	3	3	4	11	1	—	—	—	—
6232	Residential mental retardation, health facil . . . . .	652	3 065	12 235	58	18	19	14	4	3	—	—	—	—	—	—
62321	Residential mental retardation facilities . . . . .	499	2 161	8 628	45	12	15	13	3	2	—	—	—	—	—	—
623210	Residential mental retardation facilities . . . . .	499	2 161	8 628	45	12	15	13	3	2	—	—	—	—	—	—
62322	Residential mental health, subst abuse facil . . . . .	153	904	3 607	13	6	4	1	1	1	—	—	—	—	—	—
623220	Residential mental health, subst abuse facil . . . . .	153	904	3 607	13	6	4	1	1	1	—	—	—	—	—	—
6233	Community care facilities for the elderly . . . . .	1 899	8 697	35 795	41	10	5	2	14	5	4	1	—	—	—	—
62331	Community care facilities for the elderly . . . . .	1 899	8 697	35 795	41	10	5	2	14	5	4	1	—	—	—	—
623311	Continuing care retirement communities . . . . .	1 125	5 690	23 041	10	—	1	1	3	—	4	1	—	—	—	—
623312	Homes for the elderly . . . . .	774	3 007	12 754	31	10	4	1	11	5	—	—	—	—	—	—
6239	Other residential care facilities . . . . .	244	866	3 768	14	2	4	5	2	—	1	—	—	—	—	—
62399	Other residential care facilities . . . . .	244	866	3 768	14	2	4	5	2	—	1	—	—	—	—	—
623990	Other residential care facilities . . . . .	244	866	3 768	14	2	4	5	2	—	1	—	—	—	—	—
624	Social assistance . . . . .	(H)	(D)	(D)	259	96	54	60	44	4	1	—	—	—	—	—
6241	Individual & family services . . . . .	810	4 350	17 815	86	39	23	14	8	2	—	—	—	—	—	—
62411	Child & youth services . . . . .	153	988	4 047	19	7	7	4	1	—	—	—	—	—	—	—
624110	Child & youth services . . . . .	153	988	4 047	19	7	7	4	1	—	—	—	—	—	—	—
62412	Services for elderly & disabled persons . . . . .	220	884	3 507	23	12	5	3	2	1	—	—	—	—	—	—
624120	Services for elderly & disabled persons . . . . .	220	884	3 507	23	12	5	3	2	1	—	—	—	—	—	—
62419	Other individual & family services . . . . .	437	2 478	10 261	44	20	11	7	5	1	—	—	—	—	—	—
624190	Other individual & family services . . . . .	437	2 478	10 261	44	20	11	7	5	1	—	—	—	—	—	—
6244	Child day care services . . . . .	2 273	7 374	30 846	158	47	30	42	36	2	1	—	—	—	—	—
62441	Child day care services . . . . .	2 273	7 374	30 846	158	47	30	42	36	2	1	—	—	—	—	—
624410	Child day care services . . . . .	2 273	7 374	30 846	158	47	30	42	36	2	1	—	—	—	—	—
<b>71</b>	<b>Arts, entertainment &amp; recreation . . . . .</b>	<b>2 862</b>	<b>11 267</b>	<b>52 773</b>	<b>189</b>	<b>104</b>	<b>25</b>	<b>25</b>	<b>22</b>	<b>8</b>	<b>4</b>	<b>1</b>	<b>—</b>	<b>—</b>	<b>—</b>	<b>—</b>
711	Performing arts, spectator sports & related industries . . . . .	629	4 027	20 919	60	37	9	6	4	3	1	—	—	—	—	—
7111	Performing arts companies . . . . .	282	1 032	4 463	22	12	2	3	3	2	—	—	—	—	—	—
71111	Theater companies & dinner theaters . . . . .	166	562	2 444	12	6	1	2	2	1	—	—	—	—	—	—
711110	Theater companies & dinner theaters . . . . .	166	562	2 444	12	6	1	2	2	1	—	—	—	—	—	—
7112	Spectator sports . . . . .	188	1 913	9 611	14	9	2	1	1	—	1	—	—	—	—	—
71121	Spectator sports . . . . .	188	1 913	9 611	14	9	2	1	1	—	1	—	—	—	—	—
712	Museums, historical sites & like institutions . . . . .	171	566	2 300	9	3	2	2	1	1	—	—	—	—	—	—
7121	Museums, historical sites & like institutions . . . . .	171	566	2 300	9	3	2	2	1	1	—	—	—	—	—	—
71211	Museums . . . . .	(C)	(D)	(D)	8	2	2	2	1	1	—	—	—	—	—	—
713	Amusement, gambling & recreation industries . . . . .	2 062	6 674	29 554	120	64	14	17	17	4	3	1	—	—	—	—
7131	Amusement parks & arcades . . . . .	142	504	2 466	8	3	2	—	3	—	—	—	—	—	—	—
71311	Amusement & theme parks . . . . .	126	473	2 357	3	—	—	—	3	—	—	—	—	—	—	—
713110	Amusement & theme parks . . . . .	126	473	2 357	3	—	—	—	3	—	—	—	—	—	—	—
7139	Other amusement & recreation industries . . . . .	1 919	6 158	27 034	109	58	12	17	14	4	3	1	—	—	—	—
71391	Golf courses & country clubs . . . . .	782	3 007	13 939	21	4	5	4	3	3	2	—	—	—	—	—
713910	Golf courses & country clubs . . . . .	782	3 007	13 939	21	4	5	4	3	3	2	—	—	—	—	—
71394	Fitness & recreational sports centers . . . . .	859	2 176	8 735	50	29	4	8	6	1	1	1	—	—	—	—
713940	Fitness & recreational sports centers . . . . .	859	2 176	8 735	50	29	4	8	6	1	1	1	—	—	—	—
71395	Bowling centers . . . . .	(C)	(D)	(D)	8	3	—	—	5	—	—	—	—	—	—	—
71399	All other amusement & recreation industries . . . . .	119	443	2 263	29	21	3	5	—	—	—	—	—	—	—	—
713990	All other amusement & recreation industries . . . . .	119	443	2 263	29	21	3	5	—	—	—	—	—	—	—	—
<b>72</b>	<b>Accommodation &amp; food services . . . . .</b>	<b>20 257</b>	<b>57 368</b>	<b>247 522</b>	<b>984</b>	<b>287</b>	<b>157</b>	<b>212</b>	<b>228</b>	<b>80</b>	<b>16</b>	<b>3</b>	<b>1</b>	<b>—</b>	<b>—</b>	<b>—</b>
721	Accommodation . . . . .	2 592	10 279	43 868	77	19	19	13	16	4	4	1	1	—	—	—
7211	Traveler accommodation . . . . .	(H)	(D)	(D)	73	16	18	13	16	4	4	1	1	—	—	—
72111	Hotels (exc casino hotels) & motels . . . . .	2 571	10 189	43 398	72	16	17	13	16	4	4	1	1	—	—	—
721110	Hotels (exc casino hotels) & motels . . . . .	2 571	10 189	43 398	72	16	17	13	16	4	4	1	1	—	—	—
722	Food services & drinking places . . . . .	17 665	47 089	203 654	907	268	138	199	212	76	12	2	—	—	—	—
7221	Full-service restaurants . . . . .	8 367	23 341	98 802	372	105	61	67	84	48	6	1	—	—	—	—
72211	Full-service restaurants . . . . .	8 367	23 341	98 802	372	105	61	67	84	48	6	1	—	—	—	—
722110	Full-service restaurants . . . . .	8 367	23 341	98 802	372	105	61	67	84	48	6	1	—	—	—	—
7222	Limited-service eating places . . . . .	7 598	18 775	82 724	391	92	39	115	116	25	4	—	—	—	—	—
72221	Limited-service eating places . . . . .	7 598	18 775	82 724	391	92	39	115	116	25	4	—	—	—	—	—
722211	Limited-service restaurants . . . . .	6 618	16 055	69 438	332	71	32	99	106	21	3	—	—	—	—	—
722212	C															

**Table 6. Counties—Employees, Payroll, and Establishments by Industry: 2002—Con.**

[Excludes most government employees, railroad employees, and self-employed persons. Size class 1 to 4 includes establishments with payroll, but no employees, during mid-March pay period. (D) denotes figures withheld to avoid disclosing data for individual companies; the data are included in broader industry totals. Detailed industries with 100 or more employees are shown if industry was not a (D). For explanation of terms, abbreviations, and data reliability/comparability, see introductory text]

NAICS code	Industry	Number of employees for week including March 12	Payroll (\$1,000)		Total number of establishments	Number of establishments by employment-size class										
			First quarter	Annual		1 to 4	5 to 9	10 to 19	20 to 49	50 to 99	100 to 249	250 to 499	500 to 999	1,000 or more		
<b>72</b>	<b>GUILFORD—Con.</b>															
	<b>Accommodation &amp; food services—Con.</b>															
722	Food services & drinking places—Con.															
7223	Special food services .....	1 333	4 078	17 552	79	35	18	11	10	2	2	1	—	—	—	—
72231	Food service contractors .....	1 053	3 046	12 613	51	20	13	7	7	1	2	1	—	—	—	—
722310	Food service contractors .....	1 053	3 046	12 613	51	20	13	7	7	1	2	1	—	—	—	—
72232	Caterers .....	239	844	4 262	23	12	5	3	2	1	—	—	—	—	—	—
722320	Caterers .....	239	844	4 262	23	12	5	3	2	1	—	—	—	—	—	—
7224	Drinking places (alcoholic beverages) .....	367	895	4 576	65	36	20	6	2	1	—	—	—	—	—	—
72241	Drinking places (alcoholic beverages) .....	367	895	4 576	65	36	20	6	2	1	—	—	—	—	—	—
722410	Drinking places (alcoholic beverages) .....	367	895	4 576	65	36	20	6	2	1	—	—	—	—	—	—
<b>81</b>	<b>Other services (except public administration) .....</b>	<b>10 017</b>	<b>51 098</b>	<b>218 120</b>	<b>1 325</b>	<b>772</b>	<b>287</b>	<b>157</b>	<b>83</b>	<b>20</b>	<b>6</b>	—	—	—	—	—
811	Repair & maintenance .....	2 625	16 968	69 997	415	259	84	51	16	3	2	—	—	—	—	—
8111	Automotive repair & maintenance .....	1 414	8 488	34 755	259	153	61	33	12	—	—	—	—	—	—	—
81111	Automotive mechanical & electrical R&M .....	674	4 846	19 920	148	93	40	13	2	—	—	—	—	—	—	—
811111	General automotive repair .....	552	3 878	15 703	122	76	33	12	1	—	—	—	—	—	—	—
81112	Automotive body, paint, interior & glass repair .....	280	2 176	8 576	60	38	11	9	2	—	—	—	—	—	—	—
811121	Automotive body, paint & interior R&M .....	218	1 726	6 836	45	28	7	8	2	—	—	—	—	—	—	—
81119	Other automotive R&M .....	460	1 466	6 259	51	22	10	11	8	—	—	—	—	—	—	—
811191	Automotive oil change & lubrication shops .....	109	380	1 582	13	2	6	5	—	—	—	—	—	—	—	—
811192	Car washes .....	333	997	4 181	34	18	2	6	8	—	—	—	—	—	—	—
8112	Electronic & precision equipment R&M .....	201	1 669	6 772	36	23	5	7	1	—	—	—	—	—	—	—
81121	Electronic & precision equipment R&M .....	201	1 669	6 772	36	23	5	7	1	—	—	—	—	—	—	—
8113	Commercial equipment (exc auto & elec) R&M .....	395	3 969	16 768	42	26	7	5	3	—	1	—	—	—	—	—
81131	Commercial equipment (exc auto & elec) R&M .....	395	3 969	16 768	42	26	7	5	3	—	1	—	—	—	—	—
811310	Commercial equipment (exc auto & elec) R&M .....	395	3 969	16 768	42	26	7	5	3	—	1	—	—	—	—	—
8114	Personal & household goods R&M .....	615	2 842	11 702	78	57	11	6	—	3	1	—	—	—	—	—
81141	Home, garden equipment & appliance R&M .....	449	2 125	8 352	23	11	5	3	—	3	1	—	—	—	—	—
811411	Home & garden equipment R&M .....	119	748	3 237	7	3	2	1	—	1	—	—	—	—	—	—
811412	Appliance repair & maintenance .....	330	1 377	5 115	16	8	3	2	—	2	1	—	—	—	—	—
812	Personal & laundry services .....	2 179	10 103	42 586	345	209	76	45	12	1	2	—	—	—	—	—
8121	Personal care services .....	746	2 894	12 248	162	109	33	15	5	—	—	—	—	—	—	—
81211	Hair, nail & skin care services .....	567	2 500	10 561	122	82	25	12	3	—	—	—	—	—	—	—
812112	Beauty salons .....	510	2 297	9 772	104	68	21	12	3	—	—	—	—	—	—	—
81219	Other personal care services .....	179	394	1 687	40	27	8	3	2	—	—	—	—	—	—	—
812199	Other personal care services .....	133	287	1 255	35	25	6	3	1	—	—	—	—	—	—	—
8122	Death care services .....	251	1 804	7 172	26	10	7	7	2	—	—	—	—	—	—	—
81221	Funeral homes .....	191	1 473	5 905	17	5	5	5	2	—	—	—	—	—	—	—
812210	Funeral homes .....	191	1 473	5 905	17	5	5	5	2	—	—	—	—	—	—	—
8123	Drycleaning & laundry services .....	918	3 971	16 434	101	48	29	19	2	1	2	—	—	—	—	—
81231	Coin-operated laundries & drycleaners .....	111	363	1 457	33	27	3	2	1	—	—	—	—	—	—	—
812310	Coin-operated laundries & drycleaners .....	111	363	1 457	33	27	3	2	1	—	—	—	—	—	—	—
81232	Drycleaning & laundry services (exc coin-op) .....	491	1 640	6 601	63	20	25	16	1	1	—	—	—	—	—	—
812320	Drycleaning & laundry services (exc coin-op) .....	491	1 640	6 601	63	20	25	16	1	1	—	—	—	—	—	—
81233	Linen & uniform supply .....	316	1 968	8 376	5	1	1	1	—	—	2	—	—	—	—	—
8129	Other personal services .....	264	1 434	6 732	56	42	7	4	3	—	—	—	—	—	—	—
81299	All other personal services .....	152	974	4 484	33	26	3	1	3	—	—	—	—	—	—	—
812990	All other personal services .....	152	974	4 484	33	26	3	1	3	—	—	—	—	—	—	—
813	Religious, grantmaking, civic, prof & like organizations .....	5 213	24 027	105 537	565	304	127	61	55	16	2	—	—	—	—	—
8131	Religious organizations .....	3 480	12 469	50 507	386	198	97	43	37	11	—	—	—	—	—	—
81311	Religious organizations .....	3 480	12 469	50 507	386	198	97	43	37	11	—	—	—	—	—	—
813110	Religious organizations .....	3 480	12 469	50 507	386	198	97	43	37	11	—	—	—	—	—	—
8132	Grantmaking & giving services .....	393	3 556	21 552	31	20	3	3	3	1	1	—	—	—	—	—
81321	Grantmaking & giving services .....	393	3 556	21 552	31	20	3	3	3	1	1	—	—	—	—	—
813219	Other grantmaking & giving services .....	155	866	3 445	7	2	1	1	2	1	—	—	—	—	—	—
8133	Social advocacy organizations .....	227	1 099	4 425	31	16	9	3	3	—	—	—	—	—	—	—
81331	Social advocacy organizations .....	227	1 099	4 425	31	16	9	3	3	—	—	—	—	—	—	—
813319	Other social advocacy organizations .....	130	557	2 054	15	7	5	1	2	—	—	—	—	—	—	—
8134	Civic & social organizations .....	530	2 115	8 914	44	26	5	5	5	2	1	—	—	—	—	—
81341	Civic & social organizations .....	530	2 115	8 914	44	26	5	5	5	2	1	—	—	—	—	—
813410	Civic & social organizations .....	530	2 115	8 914	44	26	5	5	5	2	1	—	—	—	—	—
8139	Business, labor, political, like organizations .....	583	4 788	20 139	73	44	13	7	7	2	—	—	—	—	—	—
81391	Business associations .....	295	2 657	10 985	28	15	5	2	4	2	—	—	—	—	—	—
813910	Business associations .....	295	2 657	10 985	28	15	5	2	4	2	—	—	—	—	—	—
81399	Oth similar organizations (exc business, prof, labor, pol) .....	100	904	3 864	11	3	5	2	1	—	—	—	—	—	—	—
813990	Oth similar organizations (exc business, prof, labor, pol) .....	100	904	3 864	11	3	5	2	1	—	—	—	—	—	—	—
<b>95</b>	<b>Auxiliaries (exc corporate, subsidiary &amp; regional mgt) .....</b>	<b>3 885</b>	<b>43 499</b>	<b>160 432</b>	<b>38</b>	<b>8</b>	<b>4</b>	<b>5</b>	<b>7</b>	<b>6</b>	<b>3</b>	<b>3</b>	<b>2</b>	—	—	—
<b>99</b>	<b>Unclassified establishments .....</b>	<b>64</b>	<b>119</b>	<b>1 108</b>	<b>59</b>	<b>55</b>	<b>3</b>	<b>1</b>	—	—	—	—	—	—	—	—

See footnotes at end of table.

**Table 6. Counties—Employees, Payroll, and Establishments by Industry: 2002—Con.**

[Excludes most government employees, railroad employees, and self-employed persons. Size class 1 to 4 includes establishments with payroll, but no employees, during mid-March pay period. (D) denotes figures withheld to avoid disclosing data for individual companies; the data are included in broader industry totals. Detailed industries with 100 or more employees are shown if industry was not a (D). For explanation of terms, abbreviations, and data reliability/comparability, see introductory text]

NAICS code	Industry	Number of employees for week including March 12	Payroll (\$1,000)		Total number of establishments	Number of establishments by employment-size class								
			First quarter	Annual		1 to 4	5 to 9	10 to 19	20 to 49	50 to 99	100 to 249	250 to 499	500 to 999	1,000 or more
<b>HALIFAX</b>														
	<b>Total</b> .....	<b>14 021</b>	<b>75 765</b>	<b>327 394</b>	<b>1 149</b>	<b>554</b>	<b>310</b>	<b>142</b>	<b>101</b>	<b>28</b>	<b>10</b>	<b>2</b>	<b>1</b>	<b>1</b>
<b>11</b>	<b>Forestry, fishing, hunting, and agriculture support</b> .....	<b>170</b>	<b>1 048</b>	<b>4 769</b>	<b>27</b>	<b>13</b>	<b>7</b>	<b>6</b>	<b>1</b>	—	—	—	—	—
113	Forestry and logging .....	(C)	(D)	(D)	18	9	5	3	1	—	—	—	—	—
1133	Logging .....	111	696	3 038	16	7	5	3	1	—	—	—	—	—
11331	Logging .....	111	696	3 038	16	7	5	3	1	—	—	—	—	—
113310	Logging .....	111	696	3 038	16	7	5	3	1	—	—	—	—	—
<b>22</b>	<b>Utilities</b> .....	<b>190</b>	<b>2 822</b>	<b>10 768</b>	<b>9</b>	<b>2</b>	<b>2</b>	<b>2</b>	<b>1</b>	<b>2</b>	—	—	—	—
221	Utilities .....	190	2 822	10 768	9	2	2	2	1	2	—	—	—	—
2211	Elec pwr generation, transmsn & distribution ...	190	2 822	10 768	9	2	2	2	1	2	—	—	—	—
22112	Electric pwr transmsn, control & distribution ..	(C)	(D)	(D)	6	1	2	2	—	1	—	—	—	—
<b>23</b>	<b>Construction</b> .....	<b>579</b>	<b>3 129</b>	<b>14 414</b>	<b>103</b>	<b>64</b>	<b>21</b>	<b>13</b>	<b>4</b>	<b>1</b>	—	—	—	—
233	Building, developing & general contracting .....	(C)	(D)	(D)	33	17	10	4	2	—	—	—	—	—
2332	Residential building construction .....	(C)	(D)	(D)	30	15	10	4	1	—	—	—	—	—
23321	Single-family housing construction .....	159	809	3 462	28	13	10	4	1	—	—	—	—	—
233210	Single-family housing construction .....	159	809	3 462	28	13	10	4	1	—	—	—	—	—
234	Heavy construction .....	(C)	(D)	(D)	12	8	1	2	—	1	—	—	—	—
235	Special trade contractors .....	282	1 490	7 032	58	39	10	7	2	—	—	—	—	—
2351	Plumbing, heating & AC contractor .....	109	707	2 910	18	9	5	3	1	—	—	—	—	—
23511	Plumbing, heating & AC contractor .....	109	707	2 910	18	9	5	3	1	—	—	—	—	—
235110	Plumbing, heating & AC contractor .....	109	707	2 910	18	9	5	3	1	—	—	—	—	—
<b>31-33</b>	<b>Manufacturing</b> .....	<b>2 439</b>	<b>20 192</b>	<b>88 845</b>	<b>46</b>	<b>15</b>	<b>8</b>	<b>5</b>	<b>8</b>	<b>4</b>	<b>3</b>	<b>2</b>	<b>1</b>	—
313	Textile mills .....	(F)	(D)	(D)	4	1	1	—	—	1	—	1	—	—
3132	Fabric mills .....	(F)	(D)	(D)	3	—	1	—	—	1	—	1	—	—
31321	Broadwoven fabric mills .....	(E)	(D)	(D)	2	—	—	—	—	1	—	1	—	—
321	Wood product mfg .....	338	1 794	7 495	12	2	1	3	4	2	—	—	—	—
3211	Sawmills & wood preservation .....	299	1 651	7 110	9	1	—	3	3	2	—	—	—	—
32111	Sawmills & wood preservation .....	299	1 651	7 110	9	1	—	3	3	2	—	—	—	—
321113	Sawmills .....	207	1 102	4 965	5	1	—	1	1	2	—	—	—	—
322	Paper mfg .....	(F)	(D)	(D)	2	—	—	—	—	1	—	—	1	—
3221	Pulp, paper & paperboard mills .....	(F)	(D)	(D)	2	—	—	—	—	1	—	—	1	—
32213	Paperboard mills .....	(F)	(D)	(D)	2	—	—	—	—	1	—	—	1	—
326	Plastics & rubber products mfg .....	(E)	(D)	(D)	2	—	—	—	—	—	2	—	—	—
3261	Plastics product mfg .....	(C)	(D)	(D)	1	—	—	—	—	—	1	—	—	—
32619	Other plastics product mfg .....	(C)	(D)	(D)	1	—	—	—	—	—	1	—	—	—
3262	Rubber product mfg .....	(C)	(D)	(D)	1	—	—	—	—	—	1	—	—	—
32621	Tire mfg .....	(C)	(D)	(D)	1	—	—	—	—	—	1	—	—	—
327	Nonmetallic mineral product mfg .....	(E)	(D)	(D)	2	1	—	—	—	—	—	1	—	—
3272	Glass & glass product mfg .....	(E)	(D)	(D)	1	—	—	—	—	—	—	1	—	—
32721	Glass & glass product mfg .....	(E)	(D)	(D)	1	—	—	—	—	—	—	1	—	—
333	Machinery mfg .....	(C)	(D)	(D)	3	1	1	—	—	—	1	—	—	—
3335	Metalworking machinery mfg .....	(C)	(D)	(D)	1	—	—	—	—	—	1	—	—	—
33351	Metalworking machinery mfg .....	(C)	(D)	(D)	1	—	—	—	—	—	1	—	—	—
<b>42</b>	<b>Wholesale trade</b> .....	<b>392</b>	<b>2 616</b>	<b>11 386</b>	<b>32</b>	<b>15</b>	<b>7</b>	<b>4</b>	<b>4</b>	<b>2</b>	—	—	—	—
421	Wholesale trade, durable goods .....	181	1 290	5 493	16	8	2	4	1	1	—	—	—	—
422	Wholesale trade, nondurable goods .....	211	1 326	5 893	16	7	5	—	3	1	—	—	—	—
4224	Grocery & related product whse .....	100	677	3 122	3	—	1	—	1	1	—	—	—	—
<b>44-45</b>	<b>Retail trade</b> .....	<b>2 802</b>	<b>12 168</b>	<b>48 226</b>	<b>293</b>	<b>121</b>	<b>106</b>	<b>35</b>	<b>23</b>	<b>7</b>	<b>1</b>	—	—	—
441	Motor vehicle & parts dealers .....	405	2 302	10 177	48	24	13	4	7	—	—	—	—	—
4411	Automobile dealers .....	267	1 483	6 655	25	13	5	1	6	—	—	—	—	—
44111	New car dealers .....	208	1 233	5 082	8	1	1	—	6	—	—	—	—	—
441110	New car dealers .....	208	1 233	5 082	8	1	1	—	6	—	—	—	—	—
4413	Automotive parts, accessories & tire stores .....	101	597	2 540	18	9	7	1	1	—	—	—	—	—
444	Bldg material & garden equip & supp dealers .....	171	836	3 570	25	11	10	2	2	—	—	—	—	—
4441	Building material & supplies dealers .....	141	685	2 859	18	8	6	2	2	—	—	—	—	—
445	Food & beverage stores .....	651	2 227	9 039	43	19	9	5	6	4	—	—	—	—
4451	Grocery stores .....	585	2 020	8 169	28	9	5	4	6	4	—	—	—	—
44511	Grocery (except convenience) stores .....	565	1 928	7 781	23	6	3	4	6	4	—	—	—	—
445110	Grocery (except convenience) stores .....	565	1 928	7 781	23	6	3	4	6	4	—	—	—	—
446	Health & personal care stores .....	181	1 468	4 445	15	3	5	5	1	1	—	—	—	—
4461	Health & personal care stores .....	181	1 468	4 445	15	3	5	5	1	1	—	—	—	—
44611	Pharmacies & drug stores .....	149	1 404	4 189	11	2	3	4	1	1	—	—	—	—
446110	Pharmacies & drug stores .....	149	1 404	4 189	11	2	3	4	1	1	—	—	—	—
447	Gasoline stations .....	290	978	4 028	50	17	29	3	1	—	—	—	—	—
4471	Gasoline stations .....	290	978	4 028	50	17	29	3	1	—	—	—	—	—
44711	Gasoline stations with convenience stores ...	237	724	3 112	43	13	28	2	—	—	—	—	—	—
447110	Gasoline stations with convenience stores ...	237	724	3 112	43	13	28	2	—	—	—	—	—	—
448	Clothing & clothing accessories stores .....	233	636	2 632	26	12	8	3	2	1	—	—	—	—
4481	Clothing stores .....	170	439	1 790	15	8	2	2	2	1	—	—	—	—

See footnotes at end of table.



**Table 6. Counties—Employees, Payroll, and Establishments by Industry: 2002—Con.**

[Excludes most government employees, railroad employees, and self-employed persons. Size class 1 to 4 includes establishments with payroll, but no employees, during mid-March pay period. (D) denotes figures withheld to avoid disclosing data for individual companies; the data are included in broader industry totals. Detailed industries with 100 or more employees are shown if industry was not a (D). For explanation of terms, abbreviations, and data reliability/comparability, see introductory text]

NAICS code	Industry	Number of employees for week including March 12	Payroll (\$1,000)		Total number of establishments	Number of establishments by employment-size class								
			First quarter	Annual		1 to 4	5 to 9	10 to 19	20 to 49	50 to 99	100 to 249	250 to 499	500 to 999	1,000 or more
<b>HALIFAX—Con.</b>														
<b>44-45 Retail trade—Con.</b>														
452	General merchandise stores .....	503	1 702	6 500	23	6	10	2	3	1	1	-	-	-
4521	Department stores .....	346	1 312	4 819	3	-	-	-	1	1	1	-	-	-
45211	Department stores .....	346	1 312	4 819	3	-	-	-	1	1	1	-	-	-
452110	Department stores .....	346	1 312	4 819	3	-	-	-	1	1	1	-	-	-
4529	Other general merchandise stores .....	157	390	1 681	20	6	10	2	2	-	-	-	-	-
45299	All other general merchandise stores .....	157	390	1 681	20	6	10	2	2	-	-	-	-	-
452990	All other general merchandise stores .....	157	390	1 681	20	6	10	2	2	-	-	-	-	-
453	Miscellaneous store retailers .....	112	495	1 889	26	15	9	2	-	-	-	-	-	-
<b>48-49 Transportation &amp; warehousing .....</b>														
<b>51 Information .....</b>														
<b>52 Finance &amp; insurance .....</b>														
522	Credit intermediation & related activities .....	272	1 774	6 797	42	21	14	4	3	-	-	-	-	-
5221	Depository credit intermediation .....	219	1 306	5 184	24	6	11	4	3	-	-	-	-	-
52211	Commercial banking .....	141	768	3 053	17	3	9	4	1	-	-	-	-	-
522110	Commercial banking .....	141	768	3 053	17	3	9	4	1	-	-	-	-	-
<b>53 Real estate &amp; rental &amp; leasing .....</b>														
<b>54 Professional, scientific &amp; technical services .....</b>														
541	Professional, scientific & technical services .....	265	1 235	4 940	55	42	8	2	3	-	-	-	-	-
<b>55 Management of companies &amp; enterprises .....</b>														
<b>56 Admin, support, waste mgt, remediation services .....</b>														
561	Administrative & support services .....	(E)	(D)	(D)	30	19	4	5	1	-	1	-	-	-
5615	Travel arrangement & reservation services .....	(C)	(D)	(D)	2	1	-	-	-	-	1	-	-	-
56151	Travel agencies .....	(C)	(D)	(D)	2	1	-	-	-	-	1	-	-	-
<b>61 Educational services .....</b>														
611	Educational services .....	139	595	2 390	7	3	-	2	1	1	-	-	-	-
6111	Elementary & secondary schools .....	(C)	(D)	(D)	4	-	-	2	1	1	-	-	-	-
61111	Elementary & secondary schools .....	(C)	(D)	(D)	4	-	-	2	1	1	-	-	-	-
<b>62 Health care and social assistance .....</b>														
621	Ambulatory health care services .....	937	5 909	25 986	69	21	29	10	6	2	1	-	-	-
6211	Offices of physicians .....	297	2 913	12 919	32	11	15	3	2	1	-	-	-	-
62111	Offices of physicians .....	297	2 913	12 919	32	11	15	3	2	1	-	-	-	-
6216	Home health care services .....	387	1 106	5 168	6	-	-	3	1	1	1	-	-	-
62161	Home health care services .....	387	1 106	5 168	6	-	-	3	1	1	1	-	-	-
621610	Home health care services .....	387	1 106	5 168	6	-	-	3	1	1	1	-	-	-
622	Hospitals .....	(G)	(D)	(D)	2	-	-	-	-	1	-	-	-	1
6221	General medical & surgical hospitals .....	(G)	(D)	(D)	1	-	-	-	-	-	-	-	-	1
62211	General medical & surgical hospitals .....	(G)	(D)	(D)	1	-	-	-	-	-	-	-	-	1
623	Nursing & residential care facilities .....	527	2 164	8 422	19	3	3	6	3	3	1	-	-	-
6231	Nursing care facilities .....	307	1 558	6 008	5	1	-	-	-	3	1	-	-	-
62311	Nursing care facilities .....	307	1 558	6 008	5	1	-	-	-	3	1	-	-	-
623110	Nursing care facilities .....	307	1 558	6 008	5	1	-	-	-	3	1	-	-	-
6232	Residential mental retardation, health facil .....	(C)	(D)	(D)	10	1	2	6	1	-	-	-	-	-
62321	Residential mental retardation facilities .....	(C)	(D)	(D)	10	1	2	6	1	-	-	-	-	-
624	Social assistance .....	(E)	(D)	(D)	30	11	6	10	1	1	1	-	-	-
6241	Individual & family services .....	357	896	4 076	12	3	1	6	-	1	1	-	-	-
62419	Other individual & family services .....	320	737	3 376	8	2	-	4	-	1	1	-	-	-
624190	Other individual & family services .....	320	737	3 376	8	2	-	4	-	1	1	-	-	-
6244	Child day care services .....	(C)	(D)	(D)	15	6	5	3	1	-	-	-	-	-
62441	Child day care services .....	(C)	(D)	(D)	15	6	5	3	1	-	-	-	-	-
<b>71 Arts, entertainment &amp; recreation .....</b>														
713	Amusement, gambling & recreation industries .....	(C)	(D)	(D)	10	2	4	2	2	-	-	-	-	-
<b>72 Accommodation &amp; food services .....</b>														
721	Accommodation .....	(E)	(D)	(D)	16	6	1	2	7	-	-	-	-	-
7211	Traveler accommodation .....	(E)	(D)	(D)	15	5	1	2	7	-	-	-	-	-
72111	Hotels (exc casino hotels) & motels .....	(C)	(D)	(D)	13	3	1	2	7	-	-	-	-	-
722	Food services & drinking places .....	(G)	(D)	(D)	65	15	13	13	20	2	2	-	-	-
7221	Full-service restaurants .....	698	1 622	7 267	34	9	8	8	6	1	2	-	-	-
72211	Full-service restaurants .....	698	1 622	7 267	34	9	8	8	6	1	2	-	-	-
722110	Full-service restaurants .....	698	1 622	7 267	34	9	8	8	6	1	2	-	-	-
7222	Limited-service eating places .....	661	1 375	5 953	28	4	4	5	14	1	-	-	-	-
72221	Limited-service eating places .....	661	1 375	5 953	28	4	4	5	14	1	-	-	-	-
722211	Limited-service restaurants .....	661	1 375	5 953	28	4	4	5	14	1	-	-	-	-

See footnotes at end of table.

**Table 6. Counties—Employees, Payroll, and Establishments by Industry: 2002—Con.**

[Excludes most government employees, railroad employees, and self-employed persons. Size class 1 to 4 includes establishments with payroll, but no employees, during mid-March pay period. (D) denotes figures withheld to avoid disclosing data for individual companies; the data are included in broader industry totals. Detailed industries with 100 or more employees are shown if industry was not a (D). For explanation of terms, abbreviations, and data reliability/comparability, see introductory text]

NAICS code	Industry	Number of employees for week including March 12	Payroll (\$1,000)		Total number of establishments	Number of establishments by employment-size class								
			First quarter	Annual		1 to 4	5 to 9	10 to 19	20 to 49	50 to 99	100 to 249	250 to 499	500 to 999	1,000 or more
<b>HALIFAX—Con.</b>														
<b>81</b>	<b>Other services (except public administration)</b>	<b>763</b>	<b>2 723</b>	<b>11 567</b>	<b>154</b>	<b>96</b>	<b>45</b>	<b>9</b>	<b>3</b>	<b>1</b>	—	—	—	—
811	Repair & maintenance	210	983	4 371	42	27	8	6	1	—	—	—	—	—
8111	Automotive repair & maintenance	160	781	3 429	32	20	7	4	1	—	—	—	—	—
81111	Automotive mechanical & electrical R&M	111	507	2 117	24	15	6	3	—	—	—	—	—	—
812	Personal & laundry services	229	930	3 889	45	30	13	1	—	1	—	—	—	—
8123	Drycleaning & laundry services	141	629	2 559	12	5	5	1	—	1	—	—	—	—
813	Religious, grantmaking, civic, prof & like organizations	324	810	3 307	67	39	24	2	2	—	—	—	—	—
8131	Religious organizations	209	476	1 974	50	28	20	2	—	—	—	—	—	—
81311	Religious organizations	209	476	1 974	50	28	20	2	—	—	—	—	—	—
813110	Religious organizations	209	476	1 974	50	28	20	2	—	—	—	—	—	—
<b>95</b>	<b>Auxiliaries (exc corporate, subsidiary &amp; regional mgt)</b>	<b>(E)</b>	<b>(D)</b>	<b>(D)</b>	<b>16</b>	<b>3</b>	<b>4</b>	<b>3</b>	<b>5</b>	<b>1</b>	—	—	—	—
<b>99</b>	<b>Unclassified establishments</b>	<b>7</b>	<b>31</b>	<b>93</b>	<b>6</b>	<b>6</b>	—	—	—	—	—	—	—	—
<b>HARNETT</b>														
	<b>Total</b>	<b>18 785</b>	<b>98 578</b>	<b>413 670</b>	<b>1 532</b>	<b>830</b>	<b>326</b>	<b>190</b>	<b>135</b>	<b>30</b>	<b>14</b>	<b>4</b>	<b>2</b>	<b>1</b>
<b>11</b>	<b>Forestry, fishing, hunting, and agriculture support</b>	<b>60</b>	<b>294</b>	<b>1 378</b>	<b>9</b>	<b>4</b>	<b>2</b>	<b>3</b>	—	—	—	—	—	—
<b>21</b>	<b>Mining</b>	<b>(B)</b>	<b>(D)</b>	<b>(D)</b>	<b>3</b>	—	—	—	<b>3</b>	—	—	—	—	—
<b>22</b>	<b>Utilities</b>	<b>(C)</b>	<b>(D)</b>	<b>(D)</b>	<b>5</b>	<b>2</b>	—	<b>1</b>	<b>1</b>	—	<b>1</b>	—	—	—
221	Utilities	(C)	(D)	(D)	5	2	—	1	1	—	1	—	—	—
2211	Elec pwr generation, transmsn & distribution	(C)	(D)	(D)	3	—	—	1	1	—	1	—	—	—
22112	Electric pwr transmsn, control & distribution	(C)	(D)	(D)	3	—	—	1	1	—	1	—	—	—
<b>23</b>	<b>Construction</b>	<b>1 810</b>	<b>9 584</b>	<b>41 909</b>	<b>300</b>	<b>184</b>	<b>68</b>	<b>30</b>	<b>15</b>	<b>2</b>	<b>1</b>	—	—	—
233	Building, developing & general contracting	332	1 805	7 660	70	49	12	5	3	1	—	—	—	—
2332	Residential building construction	(C)	(D)	(D)	55	42	9	3	1	—	—	—	—	—
23321	Single-family housing construction	160	854	3 885	53	42	9	1	1	—	—	—	—	—
233210	Single-family housing construction	160	854	3 885	53	42	9	1	1	—	—	—	—	—
2333	Nonresidential building construction	141	752	3 041	12	5	2	2	2	1	—	—	—	—
23332	Commercial & institutional bldg construction	141	752	3 041	12	5	2	2	2	1	—	—	—	—
233320	Commercial & institutional bldg construction	141	752	3 041	12	5	2	2	2	1	—	—	—	—
234	Heavy construction	121	739	3 556	16	6	5	4	1	—	—	—	—	—
235	Special trade contractors	1 357	7 040	30 693	214	129	51	21	11	1	1	—	—	—
2351	Plumbing, heating & AC contractor	305	2 114	9 979	46	30	10	3	2	1	—	—	—	—
23511	Plumbing, heating & AC contractor	305	2 114	9 979	46	30	10	3	2	1	—	—	—	—
235110	Plumbing, heating & AC contractor	305	2 114	9 979	46	30	10	3	2	1	—	—	—	—
2353	Electrical contractors	222	932	4 294	35	20	9	3	3	—	—	—	—	—
23531	Electrical contractors	222	932	4 294	35	20	9	3	3	—	—	—	—	—
235310	Electrical contractors	222	932	4 294	35	20	9	3	3	—	—	—	—	—
2354	Masonry, drywall, insulation, tile contractors	297	1 309	5 362	32	20	7	1	3	—	1	—	—	—
23542	Drywall, acoustical & insulation contractors	208	849	3 531	13	8	2	—	2	—	1	—	—	—
235420	Drywall, acoustical & insulation contractors	208	849	3 531	13	8	2	—	2	—	1	—	—	—
2355	Carpentry & floor contractors	134	553	2 200	28	20	4	3	1	—	—	—	—	—
2359	Other special trade contractors	181	1 112	4 762	32	19	8	3	2	—	—	—	—	—
23593	Excavation contractors	119	827	3 600	20	12	5	2	1	—	—	—	—	—
235930	Excavation contractors	119	827	3 600	20	12	5	2	1	—	—	—	—	—
<b>31-33</b>	<b>Manufacturing</b>	<b>2 474</b>	<b>17 651</b>	<b>73 643</b>	<b>63</b>	<b>26</b>	<b>11</b>	<b>7</b>	<b>8</b>	<b>5</b>	<b>4</b>	<b>1</b>	<b>1</b>	—
311	Food mfg	254	1 446	7 092	10	5	1	1	1	1	—	—	—	—
3116	Animal slaughtering & processing	(C)	(D)	(D)	3	1	—	—	1	—	1	—	—	—
31161	Animal slaughtering & processing	(C)	(D)	(D)	3	1	—	—	1	—	1	—	—	—
321	Wood product mfg	295	2 013	8 110	6	2	1	—	1	1	1	—	—	—
3219	Other wood product mfg	(C)	(D)	(D)	3	2	—	—	—	—	1	—	—	—
32199	All other wood product mfg	(C)	(D)	(D)	2	1	—	—	—	—	1	—	—	—
323	Printing & related support activities	(E)	(D)	(D)	3	1	1	—	—	—	—	1	—	—
3231	Printing & related support activities	(E)	(D)	(D)	3	1	1	—	—	—	—	1	—	—
32311	Printing	(E)	(D)	(D)	3	1	1	—	—	—	—	1	—	—
326	Plastics & rubber products mfg	(C)	(D)	(D)	2	—	—	—	—	1	1	—	—	—
3262	Rubber product mfg	(C)	(D)	(D)	1	—	—	—	—	—	1	—	—	—
32622	Rubber & plastics hoses & belting mfg	(C)	(D)	(D)	1	—	—	—	—	—	1	—	—	—
327	Nonmetallic mineral product mfg	137	1 010	4 127	5	1	1	1	1	1	—	—	—	—
3273	Cement & concrete product mfg	(C)	(D)	(D)	4	1	1	1	—	1	—	—	—	—
335	Electrical equip, appliance & component mfg	(F)	(D)	(D)	1	—	—	—	—	—	—	—	1	—
3359	Other electrical equipment & component mfg	(F)	(D)	(D)	1	—	—	—	—	—	—	—	1	—
33599	All oth electrical equipment & component mfg	(F)	(D)	(D)	1	—	—	—	—	—	—	—	1	—
336	Transportation equipment mfg	(C)	(D)	(D)	3	—	1	1	—	—	1	—	—	—
3363	Motor vehicle parts mfg	(C)	(D)	(D)	1	—	—	—	—	—	1	—	—	—
33635	MV transmission & power train parts mfg	(C)	(D)	(D)	1	—	—	—	—	—	1	—	—	—

See footnotes at end of table.

**Table 6. Counties—Employees, Payroll, and Establishments by Industry: 2002—Con.**

[Excludes most government employees, railroad employees, and self-employed persons. Size class 1 to 4 includes establishments with payroll, but no employees, during mid-March pay period. (D) denotes figures withheld to avoid disclosing data for individual companies; the data are included in broader industry totals. Detailed industries with 100 or more employees are shown if industry was not a (D). For explanation of terms, abbreviations, and data reliability/comparability, see introductory text]

NAICS code	Industry	Number of employees for week including March 12	Payroll (\$1,000)		Total number of establishments	Number of establishments by employment-size class								
			First quarter	Annual		1 to 4	5 to 9	10 to 19	20 to 49	50 to 99	100 to 249	250 to 499	500 to 999	1,000 or more
<b>HARNETT—Con.</b>														
<b>42</b>	<b>Wholesale trade</b> .....	<b>748</b>	<b>5 135</b>	<b>21 259</b>	<b>57</b>	<b>25</b>	<b>10</b>	<b>12</b>	<b>6</b>	<b>4</b>	—	—	—	—
421	Wholesale trade, durable goods .....	352	2 500	10 307	40	19	8	9	4	—	—	—	—	—
4211	Motor vehicle, motor vehicle pt & supply whsle .	122	916	3 803	13	5	3	4	1	—	—	—	—	—
422	Wholesale trade, nondurable goods .....	396	2 635	10 952	17	6	2	3	2	4	—	—	—	—
4224	Grocery & related product whsle .....	(C)	(D)	(D)	4	2	—	—	1	1	—	—	—	—
4229	Miscellaneous nondurable goods whsle .....	142	831	3 625	7	4	1	—	—	2	—	—	—	—
<b>44-45</b>	<b>Retail trade</b> .....	<b>2 967</b>	<b>11 532</b>	<b>48 026</b>	<b>285</b>	<b>133</b>	<b>80</b>	<b>40</b>	<b>22</b>	<b>9</b>	—	<b>1</b>	—	—
441	Motor vehicle & parts dealers .....	409	2 351	9 693	50	27	8	12	1	2	—	—	—	—
4411	Automobile dealers .....	245	1 685	7 031	25	15	2	5	1	2	—	—	—	—
44111	New car dealers .....	208	1 471	6 161	11	3	1	4	1	2	—	—	—	—
441110	New car dealers .....	208	1 471	6 161	11	3	1	4	1	2	—	—	—	—
4413	Automotive parts, accessories & tire stores .....	144	583	2 325	21	11	3	7	—	—	—	—	—	—
44131	Automotive parts, accessories & tire stores ..	111	421	1 668	13	5	2	6	—	—	—	—	—	—
441310	Automotive parts, accessories & tire stores .	111	421	1 668	13	5	2	6	—	—	—	—	—	—
444	Bldg material & garden equip & supp dealers .....	170	1 089	4 464	23	10	5	7	1	—	—	—	—	—
4441	Building material & supplies dealers .....	140	884	3 701	19	9	4	5	1	—	—	—	—	—
445	Food & beverage stores .....	789	2 306	8 956	41	12	9	5	9	6	—	—	—	—
4451	Grocery stores .....	762	2 238	8 664	36	10	6	5	9	6	—	—	—	—
44511	Grocery (except convenience) stores .....	613	1 813	6 881	19	3	1	3	6	6	—	—	—	—
445110	Grocery (except convenience) stores .....	613	1 813	6 881	19	3	1	3	6	6	—	—	—	—
44512	Convenience stores .....	149	425	1 783	17	7	5	2	3	—	—	—	—	—
445120	Convenience stores .....	149	425	1 783	17	7	5	2	3	—	—	—	—	—
446	Health & personal care stores .....	282	1 227	5 567	19	4	5	3	7	—	—	—	—	—
4461	Health & personal care stores .....	282	1 227	5 567	19	4	5	3	7	—	—	—	—	—
44611	Pharmacies & drug stores .....	238	978	4 209	14	1	4	3	6	—	—	—	—	—
446110	Pharmacies & drug stores .....	238	978	4 209	14	1	4	3	6	—	—	—	—	—
447	Gasoline stations .....	294	1 027	4 335	48	23	17	6	2	—	—	—	—	—
4471	Gasoline stations .....	294	1 027	4 335	48	23	17	6	2	—	—	—	—	—
44711	Gasoline stations with convenience stores ...	233	752	3 221	34	12	15	6	1	—	—	—	—	—
447110	Gasoline stations with convenience stores .	233	752	3 221	34	12	15	6	1	—	—	—	—	—
448	Clothing & clothing accessories stores .....	134	323	1 340	21	12	6	2	1	—	—	—	—	—
452	General merchandise stores .....	641	2 169	9 233	18	5	8	2	1	1	—	1	—	—
4521	Department stores .....	(F)	(D)	(D)	2	—	—	—	—	1	—	1	—	—
45211	Department stores .....	(F)	(D)	(D)	2	—	—	—	—	1	—	1	—	—
4529	Other general merchandise stores .....	(C)	(D)	(D)	16	5	8	2	1	—	—	—	—	—
45299	All other general merchandise stores .....	(C)	(D)	(D)	16	5	8	2	1	—	—	—	—	—
<b>48-49</b>	<b>Transportation &amp; warehousing</b> .....	<b>111</b>	<b>751</b>	<b>3 233</b>	<b>24</b>	<b>18</b>	<b>5</b>	—	—	<b>1</b>	—	—	—	—
484	Truck transportation .....	(C)	(D)	(D)	20	14	5	—	—	1	—	—	—	—
<b>51</b>	<b>Information</b> .....	<b>170</b>	<b>1 394</b>	<b>5 277</b>	<b>18</b>	<b>9</b>	<b>4</b>	<b>2</b>	<b>1</b>	—	—	—	—	—
<b>52</b>	<b>Finance &amp; insurance</b> .....	<b>522</b>	<b>3 458</b>	<b>14 140</b>	<b>85</b>	<b>53</b>	<b>17</b>	<b>8</b>	<b>7</b>	—	—	—	—	—
522	Credit intermediation & related activities .....	401	2 622	10 069	46	23	11	5	7	—	—	—	—	—
5221	Depository credit intermediation .....	(E)	(D)	(D)	29	9	10	5	5	—	—	—	—	—
52211	Commercial banking .....	226	1 453	5 389	24	8	9	4	3	—	—	—	—	—
522110	Commercial banking .....	226	1 453	5 389	24	8	9	4	3	—	—	—	—	—
524	Insurance carriers & related activities .....	111	746	3 709	33	24	6	3	—	—	—	—	—	—
5242	Agencies & other insurance related activities ...	111	746	3 709	33	24	6	3	—	—	—	—	—	—
52421	Insurance agencies & brokerages .....	(C)	(D)	(D)	32	23	6	3	—	—	—	—	—	—
<b>53</b>	<b>Real estate &amp; rental &amp; leasing</b> .....	<b>214</b>	<b>991</b>	<b>4 091</b>	<b>39</b>	<b>31</b>	<b>4</b>	<b>2</b>	<b>1</b>	<b>1</b>	—	—	—	—
531	Real estate .....	191	870	3 543	30	24	2	2	1	1	—	—	—	—
5313	Activities related to real estate .....	151	698	2 673	9	4	2	1	1	—	—	—	—	—
53131	Real estate property managers .....	147	654	2 452	6	1	2	1	1	—	—	—	—	—
531311	Residential property managers .....	147	654	2 452	6	1	2	1	1	—	—	—	—	—
<b>54</b>	<b>Professional, scientific &amp; technical services</b> .....	<b>443</b>	<b>2 983</b>	<b>13 038</b>	<b>115</b>	<b>86</b>	<b>17</b>	<b>10</b>	<b>2</b>	—	—	—	—	—
541	Professional, scientific & technical services .....	443	2 983	13 038	115	86	17	10	2	—	—	—	—	—
5411	Legal services .....	146	961	5 039	43	33	7	3	—	—	—	—	—	—
54111	Offices of lawyers .....	(C)	(D)	(D)	41	31	7	3	—	—	—	—	—	—
5412	Accounting, tax prep, bookkeep, payroll services .....	126	492	2 443	27	21	3	2	1	—	—	—	—	—
54121	Accounting, tax prep, bookkeep, payroll services .....	126	492	2 443	27	21	3	2	1	—	—	—	—	—
<b>55</b>	<b>Management of companies &amp; enterprises</b> ..	<b>67</b>	<b>863</b>	<b>3 963</b>	<b>6</b>	<b>3</b>	—	<b>2</b>	<b>1</b>	—	—	—	—	—
<b>56</b>	<b>Admin, support, waste mgt, remediation services</b> .....	<b>1 143</b>	<b>4 438</b>	<b>21 191</b>	<b>72</b>	<b>43</b>	<b>10</b>	<b>10</b>	<b>5</b>	<b>1</b>	<b>2</b>	<b>1</b>	—	—
561	Administrative & support services .....	(G)	(D)	(D)	63	37	9	10	3	1	2	1	—	—
5616	Investigation & security services .....	(E)	(D)	(D)	3	1	—	—	—	—	—	1	—	—
56161	Investigation, guard & armored car services ..	(E)	(D)	(D)	1	—	—	—	—	—	—	1	—	—
5617	Services to buildings & dwellings .....	657	2 256	10 423	51	29	7	10	3	—	2	—	—	—
56172	Janitorial services .....	460	1 484	6 741	17	9	2	3	1	—	2	—	—	—
561720	Janitorial services .....	460	1 484	6 741	17	9	2	3	1	—	2	—	—	—
56173	Landscaping services .....	177	681	3 299	30	18	4	6	2	—	—	—	—	—
561730	Landscaping services .....	177	681	3 299	30	18	4	6	2	—	—	—	—	—

See footnotes at end of table.

**Table 6. Counties—Employees, Payroll, and Establishments by Industry: 2002—Con.**

[Excludes most government employees, railroad employees, and self-employed persons. Size class 1 to 4 includes establishments with payroll, but no employees, during mid-March pay period. (D) denotes figures withheld to avoid disclosing data for individual companies; the data are included in broader industry totals. Detailed industries with 100 or more employees are shown if industry was not a (D). For explanation of terms, abbreviations, and data reliability/comparability, see introductory text]

NAICS code	Industry	Number of employees for week including March 12	Payroll (\$1,000)		Total number of establishments	Number of establishments by employment-size class									
			First quarter	Annual		1 to 4	5 to 9	10 to 19	20 to 49	50 to 99	100 to 249	250 to 499	500 to 999	1,000 or more	
<b>HARNETT—Con.</b>															
<b>61</b>	<b>Educational services</b> .....	(G)	(D)	(D)	13	7	—	2	3	—	—	—	—	1	
611	Educational services .....	(G)	(D)	(D)	13	7	—	2	3	—	—	—	—	1	
6113	Colleges, universities & professional schools ...	(G)	(D)	(D)	2	1	—	—	—	—	—	—	—	1	
61131	Colleges, universities & professional schools .	(G)	(D)	(D)	2	1	—	—	—	—	—	—	—	1	
<b>62</b>	<b>Health care and social assistance</b> .....	<b>2 651</b>	<b>15 692</b>	<b>66 827</b>	<b>143</b>	<b>55</b>	<b>33</b>	<b>29</b>	<b>19</b>	<b>6</b>	<b>1</b>	<b>—</b>	<b>—</b>	<b>—</b>	
621	Ambulatory health care services .....	768	5 354	23 805	78	29	25	15	8	—	1	—	—	—	
6211	Offices of physicians .....	323	3 027	13 053	41	16	13	8	4	—	—	—	—	—	
62111	Offices of physicians .....	323	3 027	13 053	41	16	13	8	4	—	—	—	—	—	
6216	Home health care services .....	201	654	3 065	5	1	1	—	2	—	1	—	—	—	
62161	Home health care services .....	201	654	3 065	5	1	1	—	2	—	1	—	—	—	
621610	Home health care services .....	201	654	3 065	5	1	1	—	2	—	1	—	—	—	
622	Hospitals .....	(F)	(D)	(D)	2	—	—	—	—	—	1	1	—	—	
6221	General medical & surgical hospitals .....	(F)	(D)	(D)	2	—	—	—	—	—	1	1	—	—	
62211	General medical & surgical hospitals .....	(F)	(D)	(D)	2	—	—	—	—	—	1	1	—	—	
623	Nursing & residential care facilities .....	892	3 496	15 194	23	4	2	6	7	—	4	—	—	—	
6231	Nursing care facilities .....	644	2 718	11 814	8	1	—	2	1	—	4	—	—	—	
62311	Nursing care facilities .....	644	2 718	11 814	8	1	—	2	1	—	4	—	—	—	
623110	Nursing care facilities .....	644	2 718	11 814	8	1	—	2	1	—	4	—	—	—	
6233	Community care facilities for the elderly .....	225	696	2 959	12	3	—	3	6	—	—	—	—	—	
62331	Community care facilities for the elderly .....	225	696	2 959	12	3	—	3	6	—	—	—	—	—	
624	Social assistance .....	(E)	(D)	(D)	40	22	6	8	4	—	—	—	—	—	
6244	Child day care services .....	208	482	2 193	30	16	4	8	2	—	—	—	—	—	
62441	Child day care services .....	208	482	2 193	30	16	4	8	2	—	—	—	—	—	
624410	Child day care services .....	208	482	2 193	30	16	4	8	2	—	—	—	—	—	
<b>71</b>	<b>Arts, entertainment &amp; recreation</b> .....	(B)	(D)	(D)	14	9	4	1	—	—	—	—	—	—	
<b>72</b>	<b>Accommodation &amp; food services</b> .....	<b>1 598</b>	<b>3 353</b>	<b>13 687</b>	<b>91</b>	<b>22</b>	<b>13</b>	<b>19</b>	<b>34</b>	<b>3</b>	<b>—</b>	<b>—</b>	<b>—</b>	<b>—</b>	
721	Accommodation .....	101	172	780	9	3	1	2	3	—	—	—	—	—	
7211	Traveler accommodation .....	101	172	780	9	3	1	2	3	—	—	—	—	—	
72111	Hotels (exc casino hotels) & motels .....	101	172	780	9	3	1	2	3	—	—	—	—	—	
721110	Hotels (exc casino hotels) & motels .....	101	172	780	9	3	1	2	3	—	—	—	—	—	
722	Food services & drinking places .....	1 497	3 181	12 907	82	19	12	17	31	3	—	—	—	—	
7221	Full-service restaurants .....	542	1 061	4 335	34	8	9	7	8	2	—	—	—	—	
72211	Full-service restaurants .....	542	1 061	4 335	34	8	9	7	8	2	—	—	—	—	
722110	Full-service restaurants .....	542	1 061	4 335	34	8	9	7	8	2	—	—	—	—	
7222	Limited-service eating places .....	900	1 942	7 822	42	7	3	9	22	1	—	—	—	—	
72221	Limited-service eating places .....	900	1 942	7 822	42	7	3	9	22	1	—	—	—	—	
722211	Limited-service restaurants .....	808	1 747	6 880	38	7	3	7	20	1	—	—	—	—	
<b>81</b>	<b>Other services (except public administration)</b> .....	<b>969</b>	<b>3 389</b>	<b>13 593</b>	<b>177</b>	<b>111</b>	<b>47</b>	<b>11</b>	<b>6</b>	<b>2</b>	<b>—</b>	<b>—</b>	<b>—</b>	<b>—</b>	
811	Repair & maintenance .....	242	1 188	4 603	54	39	9	3	3	—	—	—	—	—	
8111	Automotive repair & maintenance .....	194	864	3 415	40	29	7	1	3	—	—	—	—	—	
81111	Automotive mechanical & electrical R&M .....	119	567	2 183	29	23	4	—	2	—	—	—	—	—	
811111	General automotive repair .....	113	539	2 065	23	17	4	—	2	—	—	—	—	—	
812	Personal & laundry services .....	149	544	2 159	33	17	14	2	—	—	—	—	—	—	
813	Religious, grantmaking, civic, prof & like organizations .....	578	1 657	6 831	90	55	24	6	3	2	—	—	—	—	
8131	Religious organizations .....	391	1 060	4 439	72	41	22	6	3	—	—	—	—	—	
81311	Religious organizations .....	391	1 060	4 439	72	41	22	6	3	—	—	—	—	—	
813110	Religious organizations .....	391	1 060	4 439	72	41	22	6	3	—	—	—	—	—	
8132	Grantmaking & giving services .....	150	470	1 804	5	3	—	—	—	2	—	—	—	—	
81321	Grantmaking & giving services .....	150	470	1 804	5	3	—	—	—	2	—	—	—	—	
<b>95</b>	<b>Auxiliaries (exc corporate, subsidiary &amp; regional mgt)</b> .....	(F)	(D)	(D)	2	—	—	—	—	1	—	—	—	1	
<b>99</b>	<b>Unclassified establishments</b> .....	(B)	(D)	(D)	11	9	1	1	—	—	—	—	—	—	
<b>HAYWOOD</b>															
	<b>Total</b> .....	<b>15 153</b>	<b>80 847</b>	<b>347 152</b>	<b>1 443</b>	<b>857</b>	<b>303</b>	<b>142</b>	<b>100</b>	<b>24</b>	<b>12</b>	<b>2</b>	<b>2</b>	<b>1</b>	
<b>11</b>	<b>Forestry, fishing, hunting, and agriculture support</b> .....	(A)	(D)	(D)	5	5	—	—	—	—	—	—	—	—	
<b>22</b>	<b>Utilities</b> .....	(B)	(D)	(D)	4	1	1	1	—	1	—	—	—	—	
<b>23</b>	<b>Construction</b> .....	<b>1 074</b>	<b>5 380</b>	<b>25 021</b>	<b>214</b>	<b>142</b>	<b>46</b>	<b>17</b>	<b>7</b>	<b>2</b>	<b>—</b>	<b>—</b>	<b>—</b>	<b>—</b>	
233	Building, developing & general contracting .....	407	2 190	9 818	82	54	20	5	2	1	—	—	—	—	
2332	Residential building construction .....	246	1 259	5 529	61	42	15	3	1	—	—	—	—	—	
23321	Single-family housing construction .....	246	1 259	5 529	61	42	15	3	1	—	—	—	—	—	
233210	Single-family housing construction .....	246	1 259	5 529	61	42	15	3	1	—	—	—	—	—	
2333	Nonresidential building construction .....	107	660	2 900	5	1	2	—	1	1	—	—	—	—	
23332	Commercial & institutional bldg construction ..	107	660	2 900	5	1	2	—	1	1	—	—	—	—	
233320	Commercial & institutional bldg construction ..	107	660	2 900	5	1	2	—	1	1	—	—	—	—	
234	Heavy construction .....	132	748	4 021	10	5	2	2	—	1	—	—	—	—	
2349	Other heavy construction .....	(C)	(D)	(D)	8	5	1	1	—	1	—	—	—	—	
23491	Water, sewer & pipeline construction .....	102	589	3 001	4	2	1	—	—	1	—	—	—	—	
234910	Water, sewer & pipeline construction .....	102	589	3 001	4	2	1	—	—	1	—	—	—	—	

See footnotes at end of table.

**Table 6. Counties—Employees, Payroll, and Establishments by Industry: 2002—Con.**

[Excludes most government employees, railroad employees, and self-employed persons. Size class 1 to 4 includes establishments with payroll, but no employees, during mid-March pay period. (D) denotes figures withheld to avoid disclosing data for individual companies; the data are included in broader industry totals. Detailed industries with 100 or more employees are shown if industry was not a (D). For explanation of terms, abbreviations, and data reliability/comparability, see introductory text]

NAICS code	Industry	Number of employees for week including March 12	Payroll (\$1,000)		Total number of establishments	Number of establishments by employment-size class										
			First quarter	Annual		1 to 4	5 to 9	10 to 19	20 to 49	50 to 99	100 to 249	250 to 499	500 to 999	1,000 or more		
	<b>HAYWOOD—Con.</b>															
<b>23</b>	<b>Construction—Con.</b>															
235	Special trade contractors .....	535	2 442	11 182	122	83	24	10	5	—	—	—	—	—	—	—
2351	Plumbing, heating & AC contractor .....	129	600	2 680	36	24	9	3	—	—	—	—	—	—	—	—
23511	Plumbing, heating & AC contractor .....	129	600	2 680	36	24	9	3	—	—	—	—	—	—	—	—
235110	Plumbing, heating & AC contractor .....	129	600	2 680	36	24	9	3	—	—	—	—	—	—	—	—
2359	Other special trade contractors .....	124	765	3 412	22	16	4	—	2	—	—	—	—	—	—	—
23593	Excavation contractors .....	105	640	2 628	14	9	3	—	2	—	—	—	—	—	—	—
235930	Excavation contractors .....	105	640	2 628	14	9	3	—	2	—	—	—	—	—	—	—
<b>31-33</b>	<b>Manufacturing .....</b>	<b>1 942</b>	<b>19 604</b>	<b>80 870</b>	<b>52</b>	<b>25</b>	<b>10</b>	<b>5</b>	<b>8</b>	<b>1</b>	<b>2</b>	—	—	—	—	<b>1</b>
321	Wood product mfg .....	(C)	(D)	(D)	8	4	1	—	3	—	—	—	—	—	—	—
3211	Sawmills & wood preservation .....	109	677	2 849	6	3	—	—	3	—	—	—	—	—	—	—
32111	Sawmills & wood preservation .....	109	677	2 849	6	3	—	—	3	—	—	—	—	—	—	—
321113	Sawmills .....	109	677	2 849	6	3	—	—	3	—	—	—	—	—	—	—
322	Paper mfg .....	(G)	(D)	(D)	2	—	—	—	—	—	1	—	—	—	—	1
3221	Pulp, paper & paperboard mills .....	(G)	(D)	(D)	1	—	—	—	—	—	—	—	—	—	—	1
32213	Paperboard mills .....	(G)	(D)	(D)	1	—	—	—	—	—	—	—	—	—	—	1
3222	Converted paper product mfg .....	(C)	(D)	(D)	1	—	—	—	—	—	1	—	—	—	—	—
32221	Paperboard container mfg .....	(C)	(D)	(D)	1	—	—	—	—	—	1	—	—	—	—	—
326	Plastics & rubber products mfg .....	(C)	(D)	(D)	1	—	—	—	—	—	1	—	—	—	—	—
3261	Plastics product mfg .....	(C)	(D)	(D)	1	—	—	—	—	—	1	—	—	—	—	—
32619	Other plastics product mfg .....	(C)	(D)	(D)	1	—	—	—	—	—	1	—	—	—	—	—
<b>42</b>	<b>Wholesale trade .....</b>	<b>1 047</b>	<b>2 760</b>	<b>11 446</b>	<b>49</b>	<b>31</b>	<b>9</b>	<b>6</b>	<b>2</b>	—	—	—	—	—	—	<b>1</b>
421	Wholesale trade, durable goods .....	930	2 049	8 565	30	21	3	4	1	—	—	—	—	—	—	1
4218	Machinery, equipment & supplies whsle .....	826	1 423	5 552	11	8	1	1	—	—	—	—	—	—	—	1
42184	Industrial supplies whsle .....	(F)	(D)	(D)	3	2	—	—	—	—	—	—	—	—	—	1
422	Wholesale trade, nondurable goods .....	117	711	2 881	19	10	6	2	1	—	—	—	—	—	—	—
<b>44-45</b>	<b>Retail trade .....</b>	<b>2 803</b>	<b>13 012</b>	<b>55 807</b>	<b>284</b>	<b>150</b>	<b>82</b>	<b>27</b>	<b>16</b>	<b>5</b>	<b>3</b>	<b>1</b>	—	—	—	—
441	Motor vehicle & parts dealers .....	462	3 542	15 924	37	18	6	8	4	—	1	—	—	—	—	—
4411	Automobile dealers .....	291	2 742	11 853	13	6	1	2	3	—	1	—	—	—	—	—
44111	New car dealers .....	272	2 673	11 652	7	1	1	1	3	—	1	—	—	—	—	—
441110	New car dealers .....	272	2 673	11 652	7	1	1	1	3	—	1	—	—	—	—	—
4413	Automotive parts, accessories & tire stores .....	130	609	2 846	19	9	5	5	—	—	—	—	—	—	—	—
444	Bldg material & garden equip & supp dealers .....	304	1 583	7 266	26	14	7	3	1	—	1	—	—	—	—	—
4441	Building material & supplies dealers .....	261	1 308	5 936	17	9	4	2	1	—	1	—	—	—	—	—
44411	Home centers .....	(C)	(D)	(D)	1	—	—	—	—	—	1	—	—	—	—	—
445	Food & beverage stores .....	631	1 993	8 360	26	10	5	2	5	3	1	—	—	—	—	—
4451	Grocery stores .....	603	1 894	7 955	20	7	2	2	5	3	1	—	—	—	—	—
44511	Grocery (except convenience) stores .....	566	1 813	7 469	13	2	1	1	5	3	1	—	—	—	—	—
445110	Grocery (except convenience) stores .....	566	1 813	7 469	13	2	1	1	5	3	1	—	—	—	—	—
446	Health & personal care stores .....	158	915	3 528	19	7	7	2	3	—	—	—	—	—	—	—
4461	Health & personal care stores .....	158	915	3 528	19	7	7	2	3	—	—	—	—	—	—	—
44611	Pharmacies & drug stores .....	124	793	3 035	9	1	3	2	3	—	—	—	—	—	—	—
446110	Pharmacies & drug stores .....	124	793	3 035	9	1	3	2	3	—	—	—	—	—	—	—
447	Gasoline stations .....	193	786	3 092	40	24	12	4	—	—	—	—	—	—	—	—
4471	Gasoline stations .....	193	786	3 092	40	24	12	4	—	—	—	—	—	—	—	—
44711	Gasoline stations with convenience stores .....	162	603	2 329	34	20	11	3	—	—	—	—	—	—	—	—
447110	Gasoline stations with convenience stores .....	162	603	2 329	34	20	11	3	—	—	—	—	—	—	—	—
448	Clothing & clothing accessories stores .....	138	403	1 699	21	11	6	3	1	—	—	—	—	—	—	—
452	General merchandise stores .....	547	2 130	8 742	17	5	7	—	2	2	—	1	—	—	—	—
4521	Department stores .....	469	1 882	7 593	4	—	—	—	1	2	—	1	—	—	—	—
45211	Department stores .....	469	1 882	7 593	4	—	—	—	1	2	—	1	—	—	—	—
452110	Department stores .....	469	1 882	7 593	4	—	—	—	1	2	—	1	—	—	—	—
453	Miscellaneous store retailers .....	156	526	2 577	50	33	16	1	—	—	—	—	—	—	—	—
<b>48-49</b>	<b>Transportation &amp; warehousing .....</b>	<b>149</b>	<b>649</b>	<b>2 991</b>	<b>32</b>	<b>25</b>	<b>3</b>	<b>2</b>	<b>2</b>	—	—	—	—	—	—	—
484	Truck transportation .....	140	613	2 821	26	19	3	2	2	—	—	—	—	—	—	—
4842	Specialized freight trucking .....	107	556	2 629	18	12	3	2	1	—	—	—	—	—	—	—
<b>51</b>	<b>Information .....</b>	<b>194</b>	<b>1 616</b>	<b>6 295</b>	<b>14</b>	<b>7</b>	<b>2</b>	<b>1</b>	<b>4</b>	—	—	—	—	—	—	—
513	Broadcasting & telecommunications .....	129	1 089	4 445	8	3	1	1	3	—	—	—	—	—	—	—
5133	Telecommunications .....	(C)	(D)	(D)	6	3	—	1	2	—	—	—	—	—	—	—
<b>52</b>	<b>Finance &amp; insurance .....</b>	<b>438</b>	<b>2 577</b>	<b>10 962</b>	<b>71</b>	<b>42</b>	<b>18</b>	<b>5</b>	<b>5</b>	<b>1</b>	—	—	—	—	—	—
522	Credit intermediation & related activities .....	306	1 576	6 505	35	15	11	4	4	1	—	—	—	—	—	—
5221	Depository credit intermediation .....	259	1 224	5 129	20	3	8	4	4	1	—	—	—	—	—	—
52211	Commercial banking .....	144	574	2 416	12	3	6	1	1	1	—	—	—	—	—	—
522110	Commercial banking .....	144	574	2 416	12	3	6	1	1	1	—	—	—	—	—	—
524	Insurance carriers & related activities .....	(C)	(D)	(D)	30	22	6	1	1	—	—	—	—	—	—	—
5242	Agencies & other insurance related activities .....	(C)	(D)	(D)	27	20	5	1	1	—	—	—	—	—	—	—
52421	Insurance agencies & brokerages .....	105	623	2 916	26	19	5	1	1	—	—	—	—	—	—	—
524210	Insurance agencies & brokerages .....	105	623	2 916	26	19	5	1	1	—	—	—	—	—	—	—
<b>53</b>	<b>Real estate &amp; rental &amp; leasing .....</b>	<b>242</b>	<b>926</b>	<b>4 825</b>	<b>58</b>	<b>47</b>	<b>4</b>	<b>5</b>	<b>1</b>	<b>1</b>	—	—	—	—	—	—
531	Real estate .....	160	477	2 642	45	40	1	3	—	1	—	—	—	—	—	—

See footnotes at end of table.

**Table 6. Counties—Employees, Payroll, and Establishments by Industry: 2002—Con.**

[Excludes most government employees, railroad employees, and self-employed persons. Size class 1 to 4 includes establishments with payroll, but no employees, during mid-March pay period. (D) denotes figures withheld to avoid disclosing data for individual companies; the data are included in broader industry totals. Detailed industries with 100 or more employees are shown if industry was not a (D). For explanation of terms, abbreviations, and data reliability/comparability, see introductory text]

NAICS code	Industry	Number of employees for week including March 12	Payroll (\$1,000)		Total number of establishments	Number of establishments by employment-size class								
			First quarter	Annual		1 to 4	5 to 9	10 to 19	20 to 49	50 to 99	100 to 249	250 to 499	500 to 999	1,000 or more
<b>HAYWOOD—Con.</b>														
<b>54</b>	<b>Professional, scientific &amp; technical services</b>	<b>575</b>	<b>3 190</b>	<b>13 130</b>	<b>87</b>	<b>56</b>	<b>14</b>	<b>10</b>	<b>5</b>	<b>2</b>	—	—	—	—
541	Professional, scientific & technical services	575	3 190	13 130	87	56	14	10	5	2	—	—	—	—
5412	Accounting, tax prep, bookkeep, payroll services	183	648	2 497	15	8	3	1	2	1	—	—	—	—
54121	Accounting, tax prep, bookkeep, payroll services	183	648	2 497	15	8	3	1	2	1	—	—	—	—
5419	Oth professional, scientific, technical services	101	319	1 409	12	8	1	2	—	1	—	—	—	—
<b>55</b>	<b>Management of companies &amp; enterprises</b>	<b>(A)</b>	<b>(D)</b>	<b>(D)</b>	<b>3</b>	<b>1</b>	<b>2</b>	—	—	—	—	—	—	—
<b>56</b>	<b>Admin, support, waste mgt, remediation services</b>	<b>456</b>	<b>2 713</b>	<b>11 185</b>	<b>55</b>	<b>40</b>	<b>6</b>	<b>4</b>	<b>3</b>	<b>1</b>	<b>1</b>	—	—	—
561	Administrative & support services	(E)	(D)	(D)	52	38	6	4	3	—	1	—	—	—
5613	Employment services	(C)	(D)	(D)	1	—	—	—	—	—	1	—	—	—
56132	Temporary help services	(C)	(D)	(D)	1	—	—	—	—	—	1	—	—	—
5617	Services to buildings & dwellings	153	502	2 335	34	28	2	1	3	—	—	—	—	—
<b>61</b>	<b>Educational services</b>	<b>(B)</b>	<b>(D)</b>	<b>(D)</b>	<b>6</b>	<b>4</b>	<b>1</b>	—	<b>1</b>	—	—	—	—	—
<b>62</b>	<b>Health care and social assistance</b>	<b>2 811</b>	<b>17 858</b>	<b>74 962</b>	<b>139</b>	<b>57</b>	<b>38</b>	<b>22</b>	<b>13</b>	<b>4</b>	<b>4</b>	—	<b>1</b>	—
621	Ambulatory health care services	611	5 636	25 690	78	38	20	12	7	1	—	—	—	—
6211	Offices of physicians	312	3 401	16 402	34	18	6	5	4	1	—	—	—	—
62111	Offices of physicians	312	3 401	16 402	34	18	6	5	4	1	—	—	—	—
621111	Offices of physicians (exc mental health)	312	3 401	16 402	34	18	6	5	4	1	—	—	—	—
6212	Offices of dentists	133	850	3 610	17	4	8	4	1	—	—	—	—	—
62121	Offices of dentists	133	850	3 610	17	4	8	4	1	—	—	—	—	—
621210	Offices of dentists	133	850	3 610	17	4	8	4	1	—	—	—	—	—
622	Hospitals	(F)	(D)	(D)	1	—	—	—	—	—	—	—	—	1
6221	General medical & surgical hospitals	(F)	(D)	(D)	1	—	—	—	—	—	—	—	—	1
62211	General medical & surgical hospitals	(F)	(D)	(D)	1	—	—	—	—	—	—	—	—	1
623	Nursing & residential care facilities	758	3 488	14 615	23	5	6	4	3	2	3	—	—	—
6231	Nursing care facilities	540	2 490	10 603	5	—	—	—	—	2	3	—	—	—
62311	Nursing care facilities	540	2 490	10 603	5	—	—	—	—	2	3	—	—	—
623110	Nursing care facilities	540	2 490	10 603	5	—	—	—	—	2	3	—	—	—
6233	Community care facilities for the elderly	(C)	(D)	(D)	12	4	3	3	2	—	—	—	—	—
62331	Community care facilities for the elderly	(C)	(D)	(D)	12	4	3	3	2	—	—	—	—	—
624	Social assistance	(E)	(D)	(D)	37	14	12	6	3	1	1	—	—	—
6241	Individual & family services	107	528	1 904	13	5	7	—	—	1	—	—	—	—
6243	Vocational rehabilitation services	(C)	(D)	(D)	3	1	—	—	1	—	1	—	—	—
62431	Vocational rehabilitation services	(C)	(D)	(D)	3	1	—	—	1	—	1	—	—	—
6244	Child day care services	183	774	2 982	20	7	5	6	2	—	—	—	—	—
62441	Child day care services	183	774	2 982	20	7	5	6	2	—	—	—	—	—
624410	Child day care services	183	774	2 982	20	7	5	6	2	—	—	—	—	—
<b>71</b>	<b>Arts, entertainment &amp; recreation</b>	<b>340</b>	<b>622</b>	<b>1 971</b>	<b>22</b>	<b>18</b>	<b>2</b>	—	<b>1</b>	—	—	<b>1</b>	—	—
713	Amusement, gambling & recreation industries	(E)	(D)	(D)	11	7	2	—	1	—	—	1	—	—
7139	Other amusement & recreation industries	(E)	(D)	(D)	8	4	2	—	1	—	—	1	—	—
71392	Skiing facilities	(E)	(D)	(D)	1	—	—	—	—	—	—	1	—	—
<b>72</b>	<b>Accommodation &amp; food services</b>	<b>1 769</b>	<b>4 736</b>	<b>24 504</b>	<b>152</b>	<b>70</b>	<b>20</b>	<b>31</b>	<b>25</b>	<b>5</b>	<b>1</b>	—	—	—
721	Accommodation	380	1 246	8 099	61	44	7	7	1	1	1	—	—	—
7211	Traveler accommodation	364	1 120	7 487	54	38	6	7	1	1	1	—	—	—
72111	Hotels (exc casino hotels) & motels	344	1 064	7 264	47	32	5	7	1	1	1	—	—	—
721110	Hotels (exc casino hotels) & motels	344	1 064	7 264	47	32	5	7	1	1	1	—	—	—
722	Food services & drinking places	1 389	3 490	16 405	91	26	13	24	24	4	—	—	—	—
7221	Full-service restaurants	706	1 847	9 131	51	15	8	17	9	2	—	—	—	—
72211	Full-service restaurants	706	1 847	9 131	51	15	8	17	9	2	—	—	—	—
722110	Full-service restaurants	706	1 847	9 131	51	15	8	17	9	2	—	—	—	—
7222	Limited-service eating places	649	1 533	6 869	34	8	3	6	15	2	—	—	—	—
72221	Limited-service eating places	649	1 533	6 869	34	8	3	6	15	2	—	—	—	—
<b>81</b>	<b>Other services (except public administration)</b>	<b>1 153</b>	<b>3 933</b>	<b>18 332</b>	<b>190</b>	<b>131</b>	<b>45</b>	<b>5</b>	<b>7</b>	<b>1</b>	<b>1</b>	—	—	—
811	Repair & maintenance	149	452	1 828	42	36	5	—	1	—	—	—	—	—
8111	Automotive repair & maintenance	129	382	1 460	30	25	4	—	1	—	—	—	—	—
812	Personal & laundry services	270	1 142	5 964	41	27	10	1	2	1	—	—	—	—
813	Religious, grantmaking, civic, prof & like organizations	734	2 339	10 540	107	68	30	4	4	—	1	—	—	—
8131	Religious organizations	663	2 090	9 425	88	52	28	4	3	—	1	—	—	—
81311	Religious organizations	663	2 090	9 425	88	52	28	4	3	—	1	—	—	—
813110	Religious organizations	663	2 090	9 425	88	52	28	4	3	—	1	—	—	—
<b>99</b>	<b>Unclassified establishments</b>	<b>(B)</b>	<b>(D)</b>	<b>(D)</b>	<b>6</b>	<b>5</b>	—	<b>1</b>	—	—	—	—	—	—

See footnotes at end of table.

**Table 6. Counties—Employees, Payroll, and Establishments by Industry: 2002—Con.**

[Excludes most government employees, railroad employees, and self-employed persons. Size class 1 to 4 includes establishments with payroll, but no employees, during mid-March pay period. (D) denotes figures withheld to avoid disclosing data for individual companies; the data are included in broader industry totals. Detailed industries with 100 or more employees are shown if industry was not a (D). For explanation of terms, abbreviations, and data reliability/comparability, see introductory text]

NAICS code	Industry	Number of employees for week including March 12	Payroll (\$1,000)		Total number of establishments	Number of establishments by employment-size class								
			First quarter	Annual		1 to 4	5 to 9	10 to 19	20 to 49	50 to 99	100 to 249	250 to 499	500 to 999	1,000 or more
<b>HENDERSON</b>														
	<b>Total</b> .....	<b>30 906</b>	<b>207 674</b>	<b>883 368</b>	<b>2 406</b>	<b>1 323</b>	<b>512</b>	<b>267</b>	<b>201</b>	<b>62</b>	<b>29</b>	<b>5</b>	<b>6</b>	<b>1</b>
11	Forestry, fishing, hunting, and agriculture support .....	45	244	939	8	4	2	2	—	—	—	—	—	—
21	Mining .....	(B)	(D)	(D)	2	1	—	—	1	—	—	—	—	—
22	Utilities .....	(B)	(D)	(D)	4	2	—	—	1	1	—	—	—	—
23	Construction .....	2 639	16 280	72 384	414	276	75	38	19	5	1	—	—	—
233	Building, developing & general contracting .....	993	6 219	26 057	155	106	29	14	4	1	1	—	—	—
2332	Residential building construction .....	512	3 163	13 699	131	96	20	12	3	—	—	—	—	—
23321	Single-family housing construction .....	480	2 954	12 673	127	95	19	10	3	—	—	—	—	—
233210	Single-family housing construction .....	480	2 954	12 673	127	95	19	10	3	—	—	—	—	—
2333	Nonresidential building construction .....	(E)	(D)	(D)	14	4	5	2	1	1	1	—	—	—
23331	Mfg & industrial building construction .....	(E)	(D)	(D)	3	—	2	—	—	—	1	—	—	—
23332	Commercial & institutional bldg construction ..	182	1 235	6 448	11	4	3	2	1	1	—	—	—	—
233320	Commercial & institutional bldg construction ..	182	1 235	6 448	11	4	3	2	1	1	—	—	—	—
234	Heavy construction .....	186	1 108	5 840	15	8	2	1	3	1	—	—	—	—
2349	Other heavy construction .....	(C)	(D)	(D)	8	4	1	—	2	1	—	—	—	—
23499	All other heavy construction .....	103	558	2 905	5	2	1	—	1	1	—	—	—	—
234990	All other heavy construction .....	103	558	2 905	5	2	1	—	1	1	—	—	—	—
235	Special trade contractors .....	1 460	8 953	40 487	244	162	44	23	12	3	—	—	—	—
2351	Plumbing, heating & AC contractor .....	365	2 548	11 019	41	23	6	7	4	1	—	—	—	—
23511	Plumbing, heating & AC contractor .....	365	2 548	11 019	41	23	6	7	4	1	—	—	—	—
235110	Plumbing, heating & AC contractor .....	365	2 548	11 019	41	23	6	7	4	1	—	—	—	—
2353	Electrical contractors .....	262	1 441	6 549	43	27	9	3	4	—	—	—	—	—
23531	Electrical contractors .....	262	1 441	6 549	43	27	9	3	4	—	—	—	—	—
235310	Electrical contractors .....	262	1 441	6 549	43	27	9	3	4	—	—	—	—	—
2354	Masonry, drywall, insulation, tile contractors ..	159	1 185	5 382	33	24	6	1	2	—	—	—	—	—
2355	Carpentry & floor contractors .....	134	715	3 046	42	35	5	1	1	—	—	—	—	—
23551	Carpentry contractors .....	100	490	2 072	38	33	4	1	—	—	—	—	—	—
235510	Carpentry contractors .....	100	490	2 072	38	33	4	1	—	—	—	—	—	—
2356	Roofing, siding, & sheet metal contractors .....	147	531	2 264	17	9	5	2	—	1	—	—	—	—
23561	Roofing, siding, & sheet metal contractors ..	147	531	2 264	17	9	5	2	—	1	—	—	—	—
235610	Roofing, siding, & sheet metal contractors ..	147	531	2 264	17	9	5	2	—	1	—	—	—	—
2359	Other special trade contractors .....	232	1 735	7 854	33	18	10	3	1	1	—	—	—	—
23595	Bldg equip & oth mach installation contractor .	101	920	4 528	4	1	1	1	—	1	—	—	—	—
235950	Bldg equip & oth mach installation contractor ..	101	920	4 528	4	1	1	1	—	1	—	—	—	—
31-33	<b>Manufacturing</b> .....	<b>6 993</b>	<b>69 735</b>	<b>285 886</b>	<b>135</b>	<b>54</b>	<b>25</b>	<b>17</b>	<b>20</b>	<b>4</b>	<b>7</b>	<b>4</b>	<b>4</b>	<b>—</b>
311	Food mfg .....	186	1 111	4 786	5	1	1	2	—	—	1	—	—	—
3114	Fruit & veg preserving & specialty food mfg ....	(C)	(D)	(D)	2	1	—	—	—	—	1	—	—	—
31142	Fruit & veg canning, pickling & drying .....	(C)	(D)	(D)	2	1	—	—	—	—	1	—	—	—
313	Textile mills .....	(F)	(D)	(D)	5	1	1	—	1	—	1	1	—	—
3131	Fiber, yarn & thread mills .....	(C)	(D)	(D)	1	—	—	—	—	—	1	—	—	—
31311	Fiber, yarn & thread mills .....	(C)	(D)	(D)	1	—	—	—	—	—	1	—	—	—
3132	Fabric mills .....	(E)	(D)	(D)	3	—	1	—	1	—	—	1	—	—
31323	Nonwoven fabric mills .....	(E)	(D)	(D)	1	—	—	—	—	—	—	1	—	—
314	Textile product mills .....	540	3 599	16 061	10	4	1	1	2	1	—	1	—	—
3141	Textile furnishings mills .....	(E)	(D)	(D)	6	2	—	1	2	—	—	—	—	—
31412	Curtain & linen mills .....	(E)	(D)	(D)	3	1	—	1	—	—	—	1	—	—
322	Paper mfg .....	279	2 387	11 022	3	—	—	—	1	1	1	—	—	—
3222	Converted paper product mfg .....	279	2 387	11 022	3	—	—	—	1	1	1	—	—	—
32221	Paperboard container mfg .....	279	2 387	11 022	3	—	—	—	1	1	1	—	—	—
326	Plastics & rubber products mfg .....	1 028	10 352	43 227	7	1	1	1	2	—	1	—	1	—
3261	Plastics product mfg .....	(F)	(D)	(D)	6	1	1	1	1	—	1	—	1	—
32611	Unsupported plastics film, sheet, & bag mfg ..	(C)	(D)	(D)	2	—	—	1	—	—	1	—	—	—
32613	Laminated plastics plate, sheet & shape mfg .	(F)	(D)	(D)	1	—	—	—	—	—	—	—	1	—
327	Nonmetallic mineral product mfg .....	298	2 812	12 076	5	—	1	—	3	—	1	—	—	—
3271	Clay product & refractory mfg .....	(C)	(D)	(D)	1	—	—	—	—	—	1	—	—	—
32711	Pottery, ceramics & plumbing fixture mfg .....	(C)	(D)	(D)	1	—	—	—	—	—	1	—	—	—
332	Fabricated metal product mfg .....	373	3 115	13 351	24	10	6	4	2	1	1	—	—	—
3321	Forging & stamping .....	(C)	(D)	(D)	2	—	—	—	1	—	1	—	—	—
33211	Forging & stamping .....	(C)	(D)	(D)	2	—	—	—	1	—	1	—	—	—
333	Machinery mfg .....	345	3 751	13 308	16	6	3	4	2	—	1	—	—	—
3335	Metalworking machinery mfg .....	(C)	(D)	(D)	9	2	3	3	1	—	—	—	—	—
33351	Metalworking machinery mfg .....	(C)	(D)	(D)	9	2	3	3	1	—	—	—	—	—
3339	Other general purpose machinery mfg .....	(C)	(D)	(D)	4	1	—	1	1	—	1	—	—	—
33399	All other general purpose machinery mfg ....	(C)	(D)	(D)	3	—	—	1	1	—	1	—	—	—
335	Electrical equip, appliance & component mfg .....	(F)	(D)	(D)	3	1	—	1	—	—	—	—	1	—
3351	Electric lighting equipment mfg .....	(F)	(D)	(D)	1	—	—	—	—	—	—	—	1	—
33512	Lighting fixture mfg .....	(F)	(D)	(D)	1	—	—	—	—	—	—	—	1	—
336	Transportation equipment mfg .....	1 499	17 035	72 402	7	1	2	—	—	1	—	2	1	—
3363	Motor vehicle parts mfg .....	(G)	(D)	(D)	6	1	1	—	—	1	—	2	1	—
33631	Motor vehicle gas engine & engine parts mfg .	(E)	(D)	(D)	2	1	—	—	—	—	—	1	—	—
33634	Motor vehicle brake system mfg .....	(E)	(D)	(D)	1	—	—	—	—	—	—	—	—	—
33635	MV transmission & power train parts mfg ....	(F)	(D)	(D)	1	—	—	—	—	—	—	—	1	—

See footnotes at end of table.

**Table 6. Counties—Employees, Payroll, and Establishments by Industry: 2002—Con.**

[Excludes most government employees, railroad employees, and self-employed persons. Size class 1 to 4 includes establishments with payroll, but no employees, during mid-March pay period. (D) denotes figures withheld to avoid disclosing data for individual companies; the data are included in broader industry totals. Detailed industries with 100 or more employees are shown if industry was not a (D). For explanation of terms, abbreviations, and data reliability/comparability, see introductory text]

NAICS code	Industry	Number of employees for week including March 12	Payroll (\$1,000)		Total number of establishments	Number of establishments by employment-size class																				
			First quarter	Annual		1 to 4	5 to 9	10 to 19	20 to 49	50 to 99	100 to 249	250 to 499	500 to 999	1,000 or more												
<b>HENDERSON—Con.</b>																										
<b>31-33 Manufacturing—Con.</b>																										
337	Furniture & related product mfg . . . . .	564	5 796	23 642	11	5	4	—	1	—	—	—	—	—	1	—										
3372	Office furniture (including fixtures) mfg . . . . .	(F)	(D)	(D)	4	2	—	—	1	—	—	—	—	—	1	—										
33721	Office furniture (including fixtures) mfg . . . . .	(F)	(D)	(D)	4	2	—	—	1	—	—	—	—	—	1	—										
<b>42</b>	<b>Wholesale trade . . . . .</b>	<b>1 143</b>	<b>8 481</b>	<b>35 423</b>	<b>103</b>	<b>59</b>	<b>20</b>	<b>10</b>	<b>9</b>	<b>4</b>	<b>1</b>	<b>—</b>	<b>—</b>	<b>—</b>	<b>—</b>	<b>—</b>										
421	Wholesale trade, durable goods . . . . .	478	3 033	13 328	62	39	14	3	4	2	—	—	—	—	—	—										
4211	Motor vehicle, motor vehicle pt & supply whsle . . . . .	152	520	2 437	5	3	—	—	—	2	—	—	—	—	—	—										
422	Wholesale trade, nondurable goods . . . . .	665	5 448	22 095	41	20	6	7	5	2	1	—	—	—	—	—										
4221	Paper & paper product whsle . . . . .	(C)	(D)	(D)	3	2	—	—	—	—	1	—	—	—	—	—										
42213	Industrial & personal service paper whsle . . . . .	(C)	(D)	(D)	2	1	—	—	—	—	1	—	—	—	—	—										
4224	Grocery & related product whsle . . . . .	188	1 170	5 127	14	7	1	3	2	1	—	—	—	—	—	—										
4229	Miscellaneous nondurable goods whsle . . . . .	160	806	2 871	15	8	2	2	2	1	—	—	—	—	—	—										
42291	Farm supplies whsle . . . . .	110	574	2 183	4	1	—	1	1	1	—	—	—	—	—	—										
422910	Farm supplies whsle . . . . .	110	574	2 183	4	1	—	1	1	1	—	—	—	—	—	—										
<b>44-45</b>	<b>Retail trade . . . . .</b>	<b>4 918</b>	<b>24 976</b>	<b>108 121</b>	<b>427</b>	<b>198</b>	<b>128</b>	<b>52</b>	<b>30</b>	<b>13</b>	<b>5</b>	<b>—</b>	<b>—</b>	<b>—</b>	<b>1</b>	<b>—</b>										
441	Motor vehicle & parts dealers . . . . .	915	7 745	34 381	64	28	13	12	5	5	1	—	—	—	—	—										
4411	Automobile dealers . . . . .	634	6 134	27 364	31	15	4	3	4	4	1	—	—	—	—	—										
44111	New car dealers . . . . .	565	5 473	24 167	12	—	1	3	3	4	1	—	—	—	—	—										
441110	New car dealers . . . . .	565	5 473	24 167	12	—	1	3	3	4	1	—	—	—	—	—										
4412	Other motor vehicle dealers . . . . .	130	719	3 072	11	3	3	4	—	1	—	—	—	—	—	—										
4413	Automotive parts, accessories & tire stores . . . . .	151	892	3 945	22	10	6	5	1	—	—	—	—	—	—	—										
442	Furniture & home furnishing stores . . . . .	171	807	3 350	31	16	10	4	1	—	—	—	—	—	—	—										
4422	Home furnishings stores . . . . .	104	456	2 006	20	11	6	3	—	—	—	—	—	—	—	—										
444	Bldg material & garden equip & supp dealers . . . . .	680	3 944	17 518	53	22	19	4	6	—	2	—	—	—	—	—										
4441	Building material & supplies dealers . . . . .	583	3 586	15 621	35	14	10	3	6	—	2	—	—	—	—	—										
44411	Home centers . . . . .	(E)	(D)	(D)	4	1	—	—	1	—	2	—	—	—	—	—										
44419	Other building material dealers . . . . .	215	1 796	8 028	23	9	8	1	5	—	—	—	—	—	—	—										
444190	Other building material dealers . . . . .	215	1 796	8 028	23	9	8	1	5	—	—	—	—	—	—	—										
445	Food & beverage stores . . . . .	1 087	3 689	15 322	40	14	6	3	9	6	2	—	—	—	—	—										
4451	Grocery stores . . . . .	1 032	3 496	14 410	29	9	2	1	9	6	2	—	—	—	—	—										
44511	Grocery (except convenience) stores . . . . .	977	3 331	13 704	18	2	—	—	8	6	2	—	—	—	—	—										
445110	Grocery (except convenience) stores . . . . .	977	3 331	13 704	18	2	—	—	8	6	2	—	—	—	—	—										
446	Health & personal care stores . . . . .	284	1 545	6 135	31	12	7	7	5	—	—	—	—	—	—	—										
4461	Health & personal care stores . . . . .	284	1 545	6 135	31	12	7	7	5	—	—	—	—	—	—	—										
44611	Pharmacies & drug stores . . . . .	229	1 270	4 969	18	3	4	7	4	—	—	—	—	—	—	—										
446110	Pharmacies & drug stores . . . . .	229	1 270	4 969	18	3	4	7	4	—	—	—	—	—	—	—										
447	Gasoline stations . . . . .	228	829	3 408	46	21	23	2	—	—	—	—	—	—	—	—										
4471	Gasoline stations . . . . .	228	829	3 408	46	21	23	2	—	—	—	—	—	—	—	—										
44711	Gasoline stations with convenience stores . . . . .	188	666	2 724	38	19	17	2	—	—	—	—	—	—	—	—										
447110	Gasoline stations with convenience stores . . . . .	188	666	2 724	38	19	17	2	—	—	—	—	—	—	—	—										
448	Clothing & clothing accessories stores . . . . .	309	1 172	4 502	38	16	12	8	2	—	—	—	—	—	—	—										
4481	Clothing stores . . . . .	200	728	2 734	23	11	6	4	2	—	—	—	—	—	—	—										
44814	Family clothing stores . . . . .	116	500	1 762	6	1	2	1	2	—	—	—	—	—	—	—										
448140	Family clothing stores . . . . .	116	500	1 762	6	1	2	1	2	—	—	—	—	—	—	—										
451	Sporting goods, hobby, book & music stores . . . . .	102	467	2 015	26	18	6	2	—	—	—	—	—	—	—	—										
452	General merchandise stores . . . . .	753	3 079	14 102	13	1	8	1	—	2	—	—	—	—	1	—										
4521	Department stores . . . . .	682	2 853	13 095	3	—	—	—	—	2	—	—	—	—	1	—										
45211	Department stores . . . . .	682	2 853	13 095	3	—	—	—	—	2	—	—	—	—	1	—										
452110	Department stores . . . . .	682	2 853	13 095	3	—	—	—	—	2	—	—	—	—	1	—										
453	Miscellaneous store retailers . . . . .	278	1 046	4 543	56	31	17	6	2	—	—	—	—	—	—	—										
4539	Other miscellaneous store retailers . . . . .	102	522	2 351	24	14	8	1	1	—	—	—	—	—	—	—										
<b>48-49</b>	<b>Transportation &amp; warehousing . . . . .</b>	<b>984</b>	<b>7 510</b>	<b>31 383</b>	<b>70</b>	<b>36</b>	<b>9</b>	<b>12</b>	<b>10</b>	<b>2</b>	<b>—</b>	<b>1</b>	<b>—</b>	<b>—</b>	<b>—</b>	<b>—</b>										
484	Truck transportation . . . . .	791	6 461	26 423	48	22	6	11	7	1	—	1	—	—	—	—										
4841	General freight trucking . . . . .	673	5 792	18 983	34	16	3	8	5	1	—	1	—	—	—	—										
48412	General freight trucking, long-distance . . . . .	649	5 707	18 578	28	11	3	7	5	1	—	1	—	—	—	—										
484121	General freight trucking, long-distance, TL . . . . .	435	3 312	9 192	19	9	2	5	2	—	—	1	—	—	—	—										
484122	General freight trucking, long-distance, LTL . . . . .	214	2 395	9 386	9	2	1	2	3	1	—	—	—	—	—	—										
4842	Specialized freight trucking . . . . .	118	669	7 440	14	6	3	3	2	—	—	—	—	—	—	—										
<b>51</b>	<b>Information . . . . .</b>	<b>411</b>	<b>3 355</b>	<b>12 893</b>	<b>20</b>	<b>9</b>	<b>3</b>	<b>3</b>	<b>1</b>	<b>3</b>	<b>1</b>	<b>—</b>	<b>—</b>	<b>—</b>	<b>—</b>	<b>—</b>										
511	Publishing industries . . . . .	(C)	(D)	(D)	6	4	1	—	—	—	1	—	—	—	—	—										
5111	Newspaper, periodical, book, database publishers . . . . .	(C)	(D)	(D)	5	3	1	—	—	—	1	—	—	—	—	—										
51111	Newspaper publishers . . . . .	(C)	(D)	(D)	2	—	1	—	—	—	1	—	—	—	—	—										
513	Broadcasting & telecommunications . . . . .	174	1 671	6 252	9	3	2	2	—	2	—	—	—	—	—	—										
<b>52</b>	<b>Finance &amp; insurance . . . . .</b>	<b>797</b>	<b>6 957</b>	<b>28 514</b>	<b>137</b>	<b>88</b>	<b>27</b>	<b>15</b>	<b>6</b>	<b>1</b>	<b>—</b>	<b>—</b>	<b>—</b>	<b>—</b>	<b>—</b>	<b>—</b>										
522	Credit intermediation & related activities . . . . .	546	3 723	15 048	64	31	14	13	5	1	—	—	—	—	—	—										
5221	Depository credit intermediation . . . . .	433	2 613	10 266	31	4	10	12	4	1	—	—	—	—	—	—										
52211	Commercial banking . . . . .	334	1 929	7 756	21	2	7	8	3	1	—	—	—	—	—	—										
522110	Commercial banking . . . . .	334	1 929	7 756	21	2	7	8	3	1	—	—	—	—	—	—										
524	Insurance carriers & related activities . . . . .	178	1 492	6 626	49	38	9	1	1	—	—	—	—	—	—	—										
5242	Agencies & other insurance related activities . . . . .	(C)	(D)	(D)	38	30	6	1	1	—	—	—	—	—	—	—										
52421	Insurance agencies & brokerages . . . . .	140	1 058	5 047	37	29	6	1	1	—	—	—	—	—	—	—										
524210	Insurance agencies & brokerages . . . . .	140	1 058	5 047	37	29	6	1	1	—	—	—	—	—	—	—										

See footnotes at end of table.



**Table 6. Counties—Employees, Payroll, and Establishments by Industry: 2002—Con.**

[Excludes most government employees, railroad employees, and self-employed persons. Size class 1 to 4 includes establishments with payroll, but no employees, during mid-March pay period. (D) denotes figures withheld to avoid disclosing data for individual companies; the data are included in broader industry totals. Detailed industries with 100 or more employees are shown if industry was not a (D). For explanation of terms, abbreviations, and data reliability/comparability, see introductory text]

NAICS code	Industry	Number of employees for week including March 12	Payroll (\$1,000)		Total number of establishments	Number of establishments by employment-size class									
			First quarter	Annual		1 to 4	5 to 9	10 to 19	20 to 49	50 to 99	100 to 249	250 to 499	500 to 999	1,000 or more	
<b>HENDERSON—Con.</b>															
<b>53</b>	<b>Real estate &amp; rental &amp; leasing</b> .....	<b>300</b>	<b>1 808</b>	<b>7 661</b>	<b>87</b>	<b>64</b>	<b>14</b>	<b>8</b>	<b>1</b>	—	—	—	—	—	
531	Real estate .....	(C)	(D)	(D)	65	55	7	3	—	—	—	—	—	—	
532	Rental & leasing services .....	(C)	(D)	(D)	21	8	7	5	1	—	—	—	—	—	
<b>54</b>	<b>Professional, scientific &amp; technical services</b> .....	<b>821</b>	<b>5 348</b>	<b>22 416</b>	<b>182</b>	<b>125</b>	<b>36</b>	<b>15</b>	<b>5</b>	<b>1</b>	—	—	—	—	
541	Professional, scientific & technical services .....	821	5 348	22 416	182	125	36	15	5	1	—	—	—	—	
5411	Legal services .....	146	1 290	4 554	42	31	7	4	—	—	—	—	—	—	
54111	Offices of lawyers .....	(C)	(D)	(D)	40	29	7	4	—	—	—	—	—	—	
5412	Accounting, tax prep, bookkeep, payroll services .....	159	1 157	4 821	25	16	4	2	3	—	—	—	—	—	
54121	Accounting, tax prep, bookkeep, payroll services .....	159	1 157	4 821	25	16	4	2	3	—	—	—	—	—	
5413	Architectural, engineering & related services ...	143	1 087	5 106	35	25	6	3	1	—	—	—	—	—	
5416	Management, sci & tech consulting services ....	147	420	1 707	27	23	2	1	—	1	—	—	—	—	
54161	Management consulting services .....	129	320	1 232	21	18	2	—	—	1	—	—	—	—	
5419	Oth professional, scientific, technical services ..	131	666	2 969	24	11	9	3	1	—	—	—	—	—	
<b>55</b>	<b>Management of companies &amp; enterprises</b> ..	<b>195</b>	<b>1 705</b>	<b>6 552</b>	<b>8</b>	<b>4</b>	<b>1</b>	—	<b>1</b>	<b>2</b>	—	—	—	—	
551	Management of companies & enterprises .....	195	1 705	6 552	8	4	1	—	1	2	—	—	—	—	
5511	Management of companies & enterprises .....	195	1 705	6 552	8	4	1	—	1	2	—	—	—	—	
55111	Management of companies & enterprises .....	195	1 705	6 552	8	4	1	—	1	2	—	—	—	—	
<b>56</b>	<b>Admin, support, waste mgt, remediation services</b> .....	<b>1 085</b>	<b>4 666</b>	<b>21 540</b>	<b>109</b>	<b>71</b>	<b>19</b>	<b>7</b>	<b>7</b>	<b>2</b>	<b>3</b>	—	—	—	
561	Administrative & support services .....	1 044	4 433	20 414	101	65	18	7	6	2	3	—	—	—	
5611	Office administrative services .....	116	615	2 757	5	4	—	—	—	—	1	—	—	—	
56111	Office administrative services .....	116	615	2 757	5	4	—	—	—	—	1	—	—	—	
561110	Office administrative services .....	116	615	2 757	5	4	—	—	—	—	1	—	—	—	
5613	Employment services .....	465	1 437	6 883	8	2	1	1	—	2	2	—	—	—	
56132	Temporary help services .....	(E)	(D)	(D)	5	—	1	—	—	2	2	—	—	—	
5617	Services to buildings & dwellings .....	271	1 208	5 637	55	40	8	3	4	—	—	—	—	—	
56173	Landscaping services .....	153	541	2 742	40	31	5	3	1	—	—	—	—	—	
561730	Landscaping services .....	153	541	2 742	40	31	5	3	1	—	—	—	—	—	
<b>61</b>	<b>Educational services</b> .....	<b>333</b>	<b>1 938</b>	<b>8 135</b>	<b>18</b>	<b>6</b>	<b>3</b>	<b>2</b>	<b>6</b>	—	<b>1</b>	—	—	—	
611	Educational services .....	333	1 938	8 135	18	6	3	2	6	—	1	—	—	—	
6111	Elementary & secondary schools .....	224	1 015	4 322	7	1	—	1	4	—	1	—	—	—	
61111	Elementary & secondary schools .....	224	1 015	4 322	7	1	—	1	4	—	1	—	—	—	
611110	Elementary & secondary schools .....	224	1 015	4 322	7	1	—	1	4	—	1	—	—	—	
<b>62</b>	<b>Health care and social assistance</b> .....	<b>5 040</b>	<b>36 122</b>	<b>157 273</b>	<b>218</b>	<b>88</b>	<b>57</b>	<b>35</b>	<b>22</b>	<b>7</b>	<b>7</b>	—	<b>1</b>	<b>1</b>	
621	Ambulatory health care services .....	1 175	10 969	53 098	145	66	40	24	13	2	—	—	—	—	
6211	Offices of physicians .....	614	6 750	34 092	61	22	15	14	10	—	—	—	—	—	
62111	Offices of physicians .....	614	6 750	34 092	61	22	15	14	10	—	—	—	—	—	
621111	Offices of physicians (exc mental health) ...	610	6 734	34 010	58	19	15	14	10	—	—	—	—	—	
6212	Offices of dentists .....	205	1 677	7 909	35	13	16	5	1	—	—	—	—	—	
62121	Offices of dentists .....	205	1 677	7 909	35	13	16	5	1	—	—	—	—	—	
621210	Offices of dentists .....	205	1 677	7 909	35	13	16	5	1	—	—	—	—	—	
6213	Offices of other health practitioners .....	117	755	3 315	29	23	4	1	1	—	—	—	—	—	
6216	Home health care services .....	131	1 038	4 631	5	1	1	1	—	2	—	—	—	—	
62161	Home health care services .....	131	1 038	4 631	5	1	1	1	—	2	—	—	—	—	
621610	Home health care services .....	131	1 038	4 631	5	1	1	1	—	2	—	—	—	—	
622	Hospitals .....	(G)	(D)	(D)	3	—	—	—	—	—	—	—	1	1	
6221	General medical & surgical hospitals .....	(G)	(D)	(D)	3	1	—	—	—	—	—	—	—	1	
62211	General medical & surgical hospitals .....	(G)	(D)	(D)	3	1	—	—	—	—	—	—	—	1	
623	Nursing & residential care facilities .....	1 274	5 910	24 585	32	8	5	4	6	4	5	—	—	—	
6231	Nursing care facilities .....	459	2 696	11 057	6	2	—	—	—	1	3	—	—	—	
62311	Nursing care facilities .....	459	2 696	11 057	6	2	—	—	—	1	3	—	—	—	
623110	Nursing care facilities .....	459	2 696	11 057	6	2	—	—	—	1	3	—	—	—	
6233	Community care facilities for the elderly .....	620	2 354	9 768	14	3	—	3	4	2	2	—	—	—	
62331	Community care facilities for the elderly .....	620	2 354	9 768	14	3	—	3	4	2	2	—	—	—	
623311	Continuing care retirement communities ...	349	1 549	6 644	6	—	—	2	3	—	1	—	—	—	
623312	Homes for the elderly .....	271	805	3 124	8	3	—	1	1	2	1	—	—	—	
6239	Other residential care facilities .....	105	444	1 994	3	—	—	1	1	1	—	—	—	—	
62399	Other residential care facilities .....	105	444	1 994	3	—	—	1	1	1	—	—	—	—	
623990	Other residential care facilities .....	105	444	1 994	3	—	—	1	1	1	—	—	—	—	
624	Social assistance .....	(F)	(D)	(D)	38	13	12	7	3	1	2	—	—	—	
6241	Individual & family services .....	337	1 473	6 779	15	6	4	3	—	—	2	—	—	—	
62412	Services for elderly & disabled persons .....	166	527	2 741	6	3	1	1	—	—	1	—	—	—	
624120	Services for elderly & disabled persons .....	166	527	2 741	6	3	1	1	—	—	1	—	—	—	
62419	Other individual & family services .....	145	742	3 217	6	2	2	1	—	—	1	—	—	—	
624190	Other individual & family services .....	145	742	3 217	6	2	2	1	—	—	1	—	—	—	
6243	Vocational rehabilitation services .....	125	520	2 078	3	—	1	—	1	1	—	—	—	—	
62431	Vocational rehabilitation services .....	125	520	2 078	3	—	1	—	1	1	—	—	—	—	
624310	Vocational rehabilitation services .....	125	520	2 078	3	—	1	—	1	1	—	—	—	—	
6244	Child day care services .....	(C)	(D)	(D)	15	5	6	3	1	—	—	—	—	—	
62441	Child day care services .....	(C)	(D)	(D)	15	5	6	3	1	—	—	—	—	—	

See footnotes at end of table.

**Table 6. Counties—Employees, Payroll, and Establishments by Industry: 2002—Con.**

[Excludes most government employees, railroad employees, and self-employed persons. Size class 1 to 4 includes establishments with payroll, but no employees, during mid-March pay period. (D) denotes figures withheld to avoid disclosing data for individual companies; the data are included in broader industry totals. Detailed industries with 100 or more employees are shown if industry was not a (D). For explanation of terms, abbreviations, and data reliability/comparability, see introductory text]

NAICS code	Industry	Number of employees for week including March 12	Payroll (\$1,000)		Total number of establishments	Number of establishments by employment-size class								
			First quarter	Annual		1 to 4	5 to 9	10 to 19	20 to 49	50 to 99	100 to 249	250 to 499	500 to 999	1,000 or more
<b>HENDERSON—Con.</b>														
<b>71</b>	<b>Arts, entertainment &amp; recreation .....</b>	<b>593</b>	<b>2 538</b>	<b>13 152</b>	<b>35</b>	<b>18</b>	<b>7</b>	<b>3</b>	<b>2</b>	<b>4</b>	<b>1</b>	—	—	—
713	Amusement, gambling & recreation industries .....	(F)	(D)	(D)	26	11	6	3	2	3	1	—	—	—
7139	Other amusement & recreation industries .....	(F)	(D)	(D)	26	11	6	3	2	3	1	—	—	—
71391	Golf courses & country clubs .....	295	1 137	6 020	10	4	1	1	1	3	—	—	—	—
713910	Golf courses & country clubs .....	295	1 137	6 020	10	4	1	1	1	3	—	—	—	—
71394	Fitness & recreational sports centers .....	176	413	2 293	7	2	2	1	1	—	1	—	—	—
713940	Fitness & recreational sports centers .....	176	413	2 293	7	2	2	1	1	—	1	—	—	—
<b>72</b>	<b>Accommodation &amp; food services .....</b>	<b>2 893</b>	<b>7 739</b>	<b>38 159</b>	<b>180</b>	<b>63</b>	<b>30</b>	<b>30</b>	<b>45</b>	<b>11</b>	<b>1</b>	—	—	—
721	Accommodation .....	477	1 560	10 188	41	19	6	9	5	2	—	—	—	—
7211	Traveler accommodation .....	386	995	5 698	26	12	2	6	4	2	—	—	—	—
72111	Hotels (exc casino hotels) & motels .....	385	985	5 529	21	7	2	6	4	2	—	—	—	—
721110	Hotels (exc casino hotels) & motels .....	385	985	5 529	21	7	2	6	4	2	—	—	—	—
722	Food services & drinking places .....	2 416	6 179	27 971	139	44	24	21	40	9	1	—	—	—
7221	Full-service restaurants .....	1 221	3 375	15 193	75	28	14	13	14	5	1	—	—	—
72211	Full-service restaurants .....	1 221	3 375	15 193	75	28	14	13	14	5	1	—	—	—
722110	Full-service restaurants .....	1 221	3 375	15 193	75	28	14	13	14	5	1	—	—	—
7222	Limited-service eating places .....	1 097	2 636	11 859	56	14	5	8	26	3	—	—	—	—
72221	Limited-service eating places .....	1 097	2 636	11 859	56	14	5	8	26	3	—	—	—	—
722211	Limited-service restaurants .....	955	2 202	9 875	46	8	4	7	25	2	—	—	—	—
722212	Cafeterias .....	125	394	1 820	4	1	—	1	1	1	—	—	—	—
<b>81</b>	<b>Other services (except public administration) .....</b>	<b>1 587</b>	<b>6 642</b>	<b>27 439</b>	<b>236</b>	<b>145</b>	<b>55</b>	<b>18</b>	<b>15</b>	<b>2</b>	<b>1</b>	—	—	—
811	Repair & maintenance .....	340	2 049	8 336	70	44	19	5	2	—	—	—	—	—
8111	Automotive repair & maintenance .....	248	1 438	5 819	53	34	15	3	1	—	—	—	—	—
81111	Automotive mechanical & electrical R&M .....	109	667	2 683	30	20	10	—	—	—	—	—	—	—
812	Personal & laundry services .....	344	1 459	6 164	51	29	15	2	5	—	—	—	—	—
8121	Personal care services .....	125	403	1 728	26	17	7	1	1	—	—	—	—	—
8123	Drycleaning & laundry services .....	125	591	2 428	11	4	4	—	3	—	—	—	—	—
813	Religious, grantmaking, civic, prof & like organizations .....	903	3 134	12 939	115	72	21	11	8	2	1	—	—	—
8131	Religious organizations .....	786	2 669	10 986	90	56	15	9	7	2	1	—	—	—
81311	Religious organizations .....	786	2 669	10 986	90	56	15	9	7	2	1	—	—	—
813110	Religious organizations .....	786	2 669	10 986	90	56	15	9	7	2	1	—	—	—
<b>95</b>	<b>Auxiliaries (exc corporate, subsidiary &amp; regional mgt) .....</b>	<b>(A)</b>	<b>(D)</b>	<b>(D)</b>	<b>1</b>	<b>1</b>	—	—	—	—	—	—	—	—
<b>99</b>	<b>Unclassified establishments .....</b>	<b>10</b>	<b>45</b>	<b>106</b>	<b>12</b>	<b>11</b>	<b>1</b>	—	—	—	—	—	—	—
<b>HERTFORD</b>														
	<b>Total .....</b>	<b>7 665</b>	<b>42 727</b>	<b>175 825</b>	<b>546</b>	<b>278</b>	<b>118</b>	<b>73</b>	<b>46</b>	<b>19</b>	<b>8</b>	<b>3</b>	<b>1</b>	—
<b>11</b>	<b>Forestry, fishing, hunting, and agriculture support .....</b>	<b>42</b>	<b>219</b>	<b>781</b>	<b>8</b>	<b>3</b>	<b>5</b>	—	—	—	—	—	—	—
<b>22</b>	<b>Utilities .....</b>	<b>(B)</b>	<b>(D)</b>	<b>(D)</b>	<b>3</b>	<b>1</b>	<b>1</b>	—	<b>1</b>	—	—	—	—	—
<b>23</b>	<b>Construction .....</b>	<b>399</b>	<b>2 329</b>	<b>10 437</b>	<b>37</b>	<b>23</b>	<b>5</b>	<b>3</b>	<b>3</b>	<b>3</b>	—	—	—	—
235	Special trade contractors .....	219	1 177	4 854	23	16	3	1	1	2	—	—	—	—
<b>31-33</b>	<b>Manufacturing .....</b>	<b>1 178</b>	<b>11 380</b>	<b>46 220</b>	<b>24</b>	<b>6</b>	<b>4</b>	<b>3</b>	<b>5</b>	<b>2</b>	<b>3</b>	<b>1</b>	—	—
321	Wood product mfg .....	204	1 398	5 318	4	—	1	—	1	2	—	—	—	—
3219	Other wood product mfg .....	(C)	(D)	(D)	3	—	1	—	1	1	—	—	—	—
326	Plastics & rubber products mfg .....	(C)	(D)	(D)	2	—	—	1	—	—	1	—	—	—
3261	Plastics product mfg .....	(C)	(D)	(D)	2	—	—	1	—	—	1	—	—	—
32619	Other plastics product mfg .....	(C)	(D)	(D)	2	—	—	1	—	—	1	—	—	—
331	Primary metal mfg .....	(E)	(D)	(D)	2	—	—	—	—	—	1	1	—	—
3311	Iron & steel mills & ferroalloy mfg .....	(E)	(D)	(D)	1	—	—	—	—	—	—	1	—	—
33111	Iron & steel mills & ferroalloy mfg .....	(E)	(D)	(D)	1	—	—	—	—	—	—	1	—	—
3313	Alumina & aluminum production & processing ..	(C)	(D)	(D)	1	—	—	—	—	—	1	—	—	—
33131	Alumina & aluminum production & processing ..	(C)	(D)	(D)	1	—	—	—	—	—	1	—	—	—
339	Miscellaneous mfg .....	(C)	(D)	(D)	2	1	—	—	—	—	1	—	—	—
3399	Other miscellaneous mfg .....	(C)	(D)	(D)	2	1	—	—	—	—	1	—	—	—
33999	All other misc mfg .....	(C)	(D)	(D)	2	1	—	—	—	—	1	—	—	—
<b>42</b>	<b>Wholesale trade .....</b>	<b>362</b>	<b>2 039</b>	<b>8 627</b>	<b>28</b>	<b>10</b>	<b>9</b>	<b>6</b>	<b>2</b>	—	<b>1</b>	—	—	—
422	Wholesale trade, nondurable goods .....	271	1 486	6 145	15	6	3	4	1	—	1	—	—	—
4227	Petroleum & petroleum products whse .....	(C)	(D)	(D)	4	—	—	3	—	—	1	—	—	—
42271	Petroleum bulk stations & terminals .....	(C)	(D)	(D)	3	—	—	2	—	—	1	—	—	—

See footnotes at end of table.

**Table 6. Counties—Employees, Payroll, and Establishments by Industry: 2002—Con.**

[Excludes most government employees, railroad employees, and self-employed persons. Size class 1 to 4 includes establishments with payroll, but no employees, during mid-March pay period. (D) denotes figures withheld to avoid disclosing data for individual companies; the data are included in broader industry totals. Detailed industries with 100 or more employees are shown if industry was not a (D). For explanation of terms, abbreviations, and data reliability/comparability, see introductory text]

NAICS code	Industry	Number of employees for week including March 12	Payroll (\$1,000)		Total number of establishments	Number of establishments by employment-size class																		
			First quarter	Annual		1 to 4	5 to 9	10 to 19	20 to 49	50 to 99	100 to 249	250 to 499	500 to 999	1,000 or more										
<b>HERTFORD—Con.</b>																								
<b>44-45</b>	<b>Retail trade</b>	<b>1 270</b>	<b>4 920</b>	<b>19 293</b>	<b>111</b>	<b>43</b>	<b>35</b>	<b>19</b>	<b>10</b>	<b>3</b>	<b>1</b>													
441	Motor vehicle & parts dealers	105	510	2 161	13	5	4	3	1															
444	Bldg material & garden equip & supp dealers	120	570	2 320	13	5	5	1	2															
445	Food & beverage stores	313	1 024	4 134	19	8	3	3	3	2														
4451	Grocery stores	284	941	3 759	13	5	1	2	3	2														
44511	Grocery (except convenience) stores	266	890	3 518	9	2	1	1	3	2														
445110	Grocery (except convenience) stores	266	890	3 518	9	2	1	1	3	2														
446	Health & personal care stores	145	800	2 566	8	2	1	1	3	1														
4461	Health & personal care stores	145	800	2 566	8	2	1	1	3	1														
44611	Pharmacies & drug stores	134	761	2 394	5			1	3	1														
446110	Pharmacies & drug stores	134	761	2 394	5			1	3	1														
448	Clothing & clothing accessories stores	100	284	1 103	11	4	4	2	1															
452	General merchandise stores	287	846	3 665	11	1	6	3		1														
4521	Department stores	(C)	(D)	(D)	1																			
45211	Department stores	(C)	(D)	(D)	1																			
<b>48-49</b>	<b>Transportation &amp; warehousing</b>	<b>153</b>	<b>630</b>	<b>2 644</b>	<b>22</b>	<b>18</b>	<b>1</b>	<b>1</b>	<b>1</b>	<b>1</b>														
484	Truck transportation	(C)	(D)	(D)	18	14	1	1	1	1														
4842	Specialized freight trucking	119	447	1 687	12	9	1	1		1														
<b>51</b>	<b>Information</b>	<b>111</b>	<b>726</b>	<b>2 569</b>	<b>11</b>	<b>6</b>	<b>2</b>	<b>2</b>	<b>1</b>															
<b>52</b>	<b>Finance &amp; insurance</b>	<b>170</b>	<b>980</b>	<b>4 039</b>	<b>28</b>	<b>18</b>	<b>6</b>	<b>2</b>	<b>2</b>															
522	Credit intermediation & related activities	141	840	3 441	18	8	6	2	2															
5221	Depository credit intermediation	(C)	(D)	(D)	8		4	2	2															
<b>53</b>	<b>Real estate &amp; rental &amp; leasing</b>	<b>54</b>	<b>151</b>	<b>750</b>	<b>14</b>	<b>10</b>	<b>3</b>	<b>1</b>																
<b>54</b>	<b>Professional, scientific &amp; technical services</b>	<b>171</b>	<b>666</b>	<b>2 526</b>	<b>21</b>	<b>12</b>	<b>5</b>	<b>1</b>	<b>2</b>	<b>1</b>														
541	Professional, scientific & technical services	171	666	2 526	21	12	5	1	2	1														
<b>55</b>	<b>Management of companies &amp; enterprises</b>	<b>(A)</b>	<b>(D)</b>	<b>(D)</b>	<b>2</b>	<b>1</b>	<b>1</b>																	
<b>56</b>	<b>Admin, support, waste mgt, remediation services</b>	<b>522</b>	<b>3 213</b>	<b>13 950</b>	<b>17</b>	<b>11</b>		<b>1</b>	<b>3</b>	<b>1</b>														
561	Administrative & support services	522	3 213	13 950	17	11		1	3	1														
5616	Investigation & security services	(E)	(D)	(D)	2				1															
56161	Investigation, guard & armored car services	(E)	(D)	(D)	2				1															
<b>61</b>	<b>Educational services</b>	<b>(E)</b>	<b>(D)</b>	<b>(D)</b>	<b>6</b>	<b>4</b>				<b>1</b>														
611	Educational services	(E)	(D)	(D)	6	4				1														
6112	Junior colleges	(E)	(D)	(D)	1																			
61121	Junior colleges	(E)	(D)	(D)	1																			
<b>62</b>	<b>Health care and social assistance</b>	<b>1 895</b>	<b>10 608</b>	<b>44 169</b>	<b>85</b>	<b>37</b>	<b>18</b>	<b>14</b>	<b>7</b>	<b>5</b>	<b>3</b>													
621	Ambulatory health care services	653	4 298	19 174	49	24	11	6	3	4	1													
6211	Offices of physicians	188	1 997	8 444	25	14	6	3	1	1														
62111	Offices of physicians	188	1 997	8 444	25	14	6	3	1	1														
621111	Offices of physicians (exc mental health)	169	1 816	7 705	22	13	4	3	1	1														
6214	Outpatient care centers	(C)	(D)	(D)	5	1	1	1	1	1														
6216	Home health care services	295	1 081	5 495	7	2	1		1	2	1													
62161	Home health care services	295	1 081	5 495	7	2	1		1	2	1													
621610	Home health care services	295	1 081	5 495	7	2	1		1	2	1													
622	Hospitals	(F)	(D)	(D)	1																			
6221	General medical & surgical hospitals	(F)	(D)	(D)	1																			
62211	General medical & surgical hospitals	(F)	(D)	(D)	1																			
623	Nursing & residential care facilities	311	1 418	5 898	15	7	1	3	3		1													
6231	Nursing care facilities	(C)	(D)	(D)	2				1		1													
62311	Nursing care facilities	(C)	(D)	(D)	2				1		1													
6233	Community care facilities for the elderly	105	292	1 570	8	5		1	2															
62331	Community care facilities for the elderly	105	292	1 570	8	5		1	2															
624	Social assistance	(E)	(D)	(D)	20	6	6	5	1	1	1													
6241	Individual & family services	(E)	(D)	(D)	7	2	2		1	1	1													
62419	Other individual & family services	182	434	2 116	4	1	1		1	1														
624190	Other individual & family services	182	434	2 116	4	1	1		1	1														
<b>71</b>	<b>Arts, entertainment &amp; recreation</b>	<b>(B)</b>	<b>(D)</b>	<b>(D)</b>	<b>9</b>	<b>7</b>	<b>1</b>	<b>1</b>																
<b>72</b>	<b>Accommodation &amp; food services</b>	<b>545</b>	<b>1 131</b>	<b>4 731</b>	<b>32</b>	<b>8</b>	<b>4</b>	<b>10</b>	<b>8</b>	<b>2</b>														
722	Food services & drinking places	503	1 010	4 162	26	4	4	9	7	2														
7221	Full-service restaurants	182	359	1 433	9	1	1	4	2	1														
72211	Full-service restaurants	182	359	1 433	9	1	1	4	2	1														
722110	Full-service restaurants	182	359	1 433	9	1	1	4	2	1														
7222	Limited-service eating places	261	525	2 274	14	3	3	3	4	1														
72221	Limited-service eating places	261	525	2 274	14	3	3	3	4	1														
<b>81</b>	<b>Other services (except public administration)</b>	<b>360</b>	<b>1 211</b>	<b>5 007</b>	<b>83</b>	<b>57</b>	<b>17</b>	<b>8</b>	<b>1</b>															
812	Personal & laundry services	104	277	1 112	17	9	4	4																
813	Religious, grantmaking, civic, prof & like organizations	172	482	2 016	43	32	8	2	1															
8131	Religious organizations	130	286	1 242	38	28	8	2																
81311	Religious organizations	130	286	1 242	38	28	8	2																
813110	Religious organizations	130	286	1 242	38	28	8	2																

See footnotes at end of table.

**Table 6. Counties—Employees, Payroll, and Establishments by Industry: 2002—Con.**

[Excludes most government employees, railroad employees, and self-employed persons. Size class 1 to 4 includes establishments with payroll, but no employees, during mid-March pay period. (D) denotes figures withheld to avoid disclosing data for individual companies; the data are included in broader industry totals. Detailed industries with 100 or more employees are shown if industry was not a (D). For explanation of terms, abbreviations, and data reliability/comparability, see introductory text]

NAICS code	Industry	Number of employees for week including March 12	Payroll (\$1,000)		Total number of establishments	Number of establishments by employment-size class								
			First quarter	Annual		1 to 4	5 to 9	10 to 19	20 to 49	50 to 99	100 to 249	250 to 499	500 to 999	1,000 or more
<b>HERTFORD—Con.</b>														
95	Auxiliaries (exc corporate, subsidiary & regional mgt) .....	(A)	(D)	(D)	2	1	—	1	—	—	—	—	—	—
99	Unclassified establishments .....	(A)	(D)	(D)	3	2	1	—	—	—	—	—	—	—
<b>HOKE</b>														
	<b>Total</b> .....	<b>4 466</b>	<b>23 267</b>	<b>101 782</b>	<b>306</b>	<b>185</b>	<b>60</b>	<b>34</b>	<b>20</b>	<b>1</b>	<b>3</b>	<b>—</b>	<b>3</b>	<b>—</b>
11	Forestry, fishing, hunting, and agriculture support .....	12	58	194	3	2	1	—	—	—	—	—	—	—
21	Mining .....	(A)	(D)	(D)	1	—	—	1	—	—	—	—	—	—
22	Utilities .....	10	28	114	3	2	1	—	—	—	—	—	—	—
23	Construction .....	158	794	3 820	33	22	6	4	1	—	—	—	—	—
235	Special trade contractors .....	134	666	3 384	25	15	6	3	1	—	—	—	—	—
31-33	<b>Manufacturing</b> .....	<b>2 338</b>	<b>13 153</b>	<b>59 539</b>	<b>12</b>	<b>3</b>	<b>2</b>	<b>1</b>	<b>3</b>	<b>—</b>	<b>—</b>	<b>—</b>	<b>3</b>	<b>—</b>
311	Food mfg .....	(F)	(D)	(D)	1	—	—	—	—	—	—	—	1	—
3116	Animal slaughtering & processing .....	(F)	(D)	(D)	1	—	—	—	—	—	—	—	1	—
31161	Animal slaughtering & processing .....	(F)	(D)	(D)	1	—	—	—	—	—	—	—	1	—
313	Textile mills .....	(F)	(D)	(D)	2	1	—	—	—	—	—	—	1	—
3132	Fabric mills .....	(F)	(D)	(D)	1	—	—	—	—	—	—	—	1	—
31321	Broadwoven fabric mills .....	(F)	(D)	(D)	1	—	—	—	—	—	—	—	1	—
325	Chemical mfg .....	(F)	(D)	(D)	1	—	—	—	—	—	—	—	1	—
3256	Soap, cleaners & toilet preparation mfg .....	(F)	(D)	(D)	1	—	—	—	—	—	—	—	1	—
32562	Toilet preparation mfg .....	(F)	(D)	(D)	1	—	—	—	—	—	—	—	1	—
42	Wholesale trade .....	69	505	1 719	8	4	2	—	2	—	—	—	—	—
44-45	<b>Retail trade</b> .....	<b>502</b>	<b>1 705</b>	<b>7 189</b>	<b>67</b>	<b>35</b>	<b>18</b>	<b>9</b>	<b>4</b>	<b>1</b>	<b>—</b>	<b>—</b>	<b>—</b>	<b>—</b>
445	Food & beverage stores .....	195	576	2 310	18	10	3	2	2	1	—	—	—	—
4451	Grocery stores .....	(C)	(D)	(D)	16	9	2	2	2	1	—	—	—	—
44511	Grocery (except convenience) stores .....	155	441	1 737	8	4	—	1	2	1	—	—	—	—
445110	Grocery (except convenience) stores .....	155	441	1 737	8	4	—	1	2	1	—	—	—	—
48-49	<b>Transportation &amp; warehousing</b> .....	<b>63</b>	<b>182</b>	<b>815</b>	<b>7</b>	<b>4</b>	<b>2</b>	<b>—</b>	<b>1</b>	<b>—</b>	<b>—</b>	<b>—</b>	<b>—</b>	<b>—</b>
51	Information .....	(B)	(D)	(D)	5	4	—	1	—	—	—	—	—	—
52	Finance & insurance .....	(B)	(D)	(D)	15	10	4	1	—	—	—	—	—	—
53	Real estate & rental & leasing .....	19	120	500	10	9	1	—	—	—	—	—	—	—
54	Professional, scientific & technical services .....	79	404	1 970	18	11	5	2	—	—	—	—	—	—
56	Admin, support, waste mgt, remediation services .....	(C)	(D)	(D)	10	7	1	1	—	—	1	—	—	—
561	Administrative & support services .....	(C)	(D)	(D)	7	6	—	—	—	—	1	—	—	—
5619	Other support services .....	(C)	(D)	(D)	2	1	—	—	—	—	1	—	—	—
56199	All other support services .....	(C)	(D)	(D)	2	1	—	—	—	—	1	—	—	—
61	Educational services .....	(A)	(D)	(D)	3	3	—	—	—	—	—	—	—	—
62	Health care and social assistance .....	550	3 380	13 905	46	28	6	7	3	—	2	—	—	—
621	Ambulatory health care services .....	144	1 172	4 213	22	12	4	5	1	—	—	—	—	—
622	Hospitals .....	(C)	(D)	(D)	2	—	—	—	1	—	1	—	—	—
6221	General medical & surgical hospitals .....	(C)	(D)	(D)	2	—	—	—	1	—	1	—	—	—
62211	General medical & surgical hospitals .....	(C)	(D)	(D)	2	—	—	—	1	—	1	—	—	—
623	Nursing & residential care facilities .....	163	671	3 529	9	7	—	1	—	—	1	—	—	—
6231	Nursing care facilities .....	(C)	(D)	(D)	2	1	—	—	—	—	1	—	—	—
62311	Nursing care facilities .....	(C)	(D)	(D)	2	1	—	—	—	—	1	—	—	—
71	Arts, entertainment & recreation .....	(A)	(D)	(D)	3	2	1	—	—	—	—	—	—	—
72	Accommodation & food services .....	254	459	2 087	22	9	2	5	6	—	—	—	—	—
722	Food services & drinking places .....	(C)	(D)	(D)	20	9	2	3	6	—	—	—	—	—
7222	Limited-service eating places .....	149	290	1 335	10	5	—	1	4	—	—	—	—	—
72221	Limited-service eating places .....	149	290	1 335	10	5	—	1	4	—	—	—	—	—
722211	Limited-service restaurants .....	149	290	1 335	10	5	—	1	4	—	—	—	—	—
81	Other services (except public administration) .....	132	407	1 608	38	28	8	2	—	—	—	—	—	—
99	Unclassified establishments .....	(A)	(D)	(D)	2	2	—	—	—	—	—	—	—	—

See footnotes at end of table.

**Table 6. Counties—Employees, Payroll, and Establishments by Industry: 2002—Con.**

[Excludes most government employees, railroad employees, and self-employed persons. Size class 1 to 4 includes establishments with payroll, but no employees, during mid-March pay period. (D) denotes figures withheld to avoid disclosing data for individual companies; the data are included in broader industry totals. Detailed industries with 100 or more employees are shown if industry was not a (D). For explanation of terms, abbreviations, and data reliability/comparability, see introductory text]

NAICS code	Industry	Number of employees for week including March 12	Payroll (\$1,000)		Total number of establishments	Number of establishments by employment-size class								
			First quarter	Annual		1 to 4	5 to 9	10 to 19	20 to 49	50 to 99	100 to 249	250 to 499	500 to 999	1,000 or more
<b>HYDE</b>														
	<b>Total</b> .....	<b>872</b>	<b>3 879</b>	<b>19 433</b>	<b>171</b>	<b>113</b>	<b>37</b>	<b>14</b>	<b>5</b>	<b>2</b>	-	-	-	-
11	Forestry, fishing, hunting, and agriculture support .....	(A)	(D)	(D)	2	2	-	-	-	-	-	-	-	-
22	Utilities .....	(A)	(D)	(D)	2	-	2	-	-	-	-	-	-	-
23	Construction .....	(B)	(D)	(D)	16	12	4	-	-	-	-	-	-	-
31-33	Manufacturing .....	95	416	2 413	9	4	2	1	2	-	-	-	-	-
42	Wholesale trade .....	(B)	(D)	(D)	7	4	1	1	1	-	-	-	-	-
44-45	Retail trade .....	167	618	2 964	45	30	11	4	-	-	-	-	-	-
48-49	Transportation & warehousing .....	(A)	(D)	(D)	6	5	1	-	-	-	-	-	-	-
51	Information .....	(A)	(D)	(D)	2	2	-	-	-	-	-	-	-	-
52	Finance & insurance .....	(B)	(D)	(D)	8	5	2	-	-	1	-	-	-	-
53	Real estate & rental & leasing .....	(B)	(D)	(D)	6	4	-	2	-	-	-	-	-	-
54	Professional, scientific & technical services .....	(A)	(D)	(D)	4	3	1	-	-	-	-	-	-	-
56	Admin, support, waste mgt, remediation services .....	(A)	(D)	(D)	3	3	-	-	-	-	-	-	-	-
62	Health care and social assistance .....	126	696	2 828	11	4	5	1	-	1	-	-	-	-
71	Arts, entertainment & recreation .....	(A)	(D)	(D)	5	5	-	-	-	-	-	-	-	-
72	Accommodation & food services .....	197	443	3 799	33	20	6	5	2	-	-	-	-	-
722	Food services & drinking places .....	119	262	2 499	15	8	2	3	2	-	-	-	-	-
81	Other services (except public administration) .....	27	90	383	11	10	1	-	-	-	-	-	-	-
99	Unclassified establishments .....	(A)	(D)	(D)	1	-	1	-	-	-	-	-	-	-
<b>IREDELL</b>														
	<b>Total</b> .....	<b>53 105</b>	<b>350 439</b>	<b>1 484 641</b>	<b>3 557</b>	<b>1 879</b>	<b>747</b>	<b>419</b>	<b>317</b>	<b>104</b>	<b>66</b>	<b>13</b>	<b>10</b>	<b>2</b>
11	Forestry, fishing, hunting, and agriculture support .....	49	225	713	13	9	2	2	-	-	-	-	-	-
21	Mining .....	(B)	(D)	(D)	1	-	-	-	1	-	-	-	-	-
22	Utilities .....	175	2 015	8 476	7	3	-	1	2	1	-	-	-	-
221	Utilities .....	175	2 015	8 476	7	3	-	1	2	1	-	-	-	-
2211	Elec pwr generation, transmsn & distribution ...	(C)	(D)	(D)	3	1	-	-	1	1	-	-	-	-
23	Construction .....	3 306	21 347	93 502	497	335	88	44	23	2	4	1	-	-
233	Building, developing & general contracting .....	678	4 412	20 040	163	121	27	12	2	-	1	-	-	-
2332	Residential building construction .....	324	1 518	7 122	121	98	17	6	-	-	-	-	-	-
23321	Single-family housing construction .....	301	1 432	6 710	113	92	16	5	-	-	-	-	-	-
233210	Single-family housing construction .....	301	1 432	6 710	113	92	16	5	-	-	-	-	-	-
2333	Nonresidential building construction .....	322	2 728	12 020	30	15	6	6	2	-	1	-	-	-
23332	Commercial & institutional bldg construction ..	322	2 728	12 020	30	15	6	6	2	-	1	-	-	-
233320	Commercial & institutional bldg construction ..	322	2 728	12 020	30	15	6	6	2	-	1	-	-	-
234	Heavy construction .....	436	3 465	14 887	35	14	7	6	6	2	-	-	-	-
2341	Highway, street, bridge & tunnel construction ...	130	1 007	4 196	10	5	2	-	2	1	-	-	-	-
23411	Highway & street construction .....	(C)	(D)	(D)	9	5	2	-	1	1	-	-	-	-
2349	Other heavy construction .....	306	2 458	10 691	25	9	5	6	4	1	-	-	-	-
23491	Water, sewer & pipeline construction .....	158	1 312	5 897	7	-	3	1	2	1	-	-	-	-
234910	Water, sewer & pipeline construction .....	158	1 312	5 897	7	-	3	1	2	1	-	-	-	-
23499	All other heavy construction .....	(C)	(D)	(D)	15	7	2	4	2	-	-	-	-	-
235	Special trade contractors .....	2 192	13 470	58 575	299	200	54	26	15	-	3	1	-	-
2351	Plumbing, heating & AC contractor .....	299	1 974	8 427	65	45	15	2	3	-	-	-	-	-
23511	Plumbing, heating & AC contractor .....	299	1 974	8 427	65	45	15	2	3	-	-	-	-	-
235110	Plumbing, heating & AC contractor .....	299	1 974	8 427	65	45	15	2	3	-	-	-	-	-
2353	Electrical contractors .....	648	3 274	15 587	58	36	9	6	5	-	2	-	-	-
23531	Electrical contractors .....	648	3 274	15 587	58	36	9	6	5	-	2	-	-	-
235310	Electrical contractors .....	648	3 274	15 587	58	36	9	6	5	-	2	-	-	-
2354	Masonry, drywall, insulation, tile contractors ...	443	3 358	12 673	35	21	11	-	2	-	-	1	-	-
23541	Masonry & stone contractors .....	332	2 032	8 391	24	17	6	-	-	-	-	1	-	-
235410	Masonry & stone contractors .....	332	2 032	8 391	24	17	6	-	-	-	-	1	-	-
2355	Carpentry & floor contractors .....	129	983	4 148	33	26	3	3	1	-	-	-	-	-
23551	Carpentry contractors .....	115	925	3 806	25	19	2	3	1	-	-	-	-	-
235510	Carpentry contractors .....	115	925	3 806	25	19	2	3	1	-	-	-	-	-
2356	Roofing, siding, & sheet metal contractors .....	209	1 249	5 284	21	12	5	2	1	-	1	-	-	-
23561	Roofing, siding, & sheet metal contractors ...	209	1 249	5 284	21	12	5	2	1	-	1	-	-	-
235610	Roofing, siding, & sheet metal contractors ...	209	1 249	5 284	21	12	5	2	1	-	1	-	-	-
2359	Other special trade contractors .....	267	1 571	7 299	52	36	5	9	2	-	-	-	-	-
23593	Excavation contractors .....	110	657	3 302	24	17	1	5	1	-	-	-	-	-
235930	Excavation contractors .....	110	657	3 302	24	17	1	5	1	-	-	-	-	-
23599	All other special trade contractors .....	127	672	2 913	24	17	4	2	1	-	-	-	-	-
235990	All other special trade contractors .....	127	672	2 913	24	17	4	2	1	-	-	-	-	-

See footnotes at end of table.

**Table 6. Counties—Employees, Payroll, and Establishments by Industry: 2002—Con.**

[Excludes most government employees, railroad employees, and self-employed persons. Size class 1 to 4 includes establishments with payroll, but no employees, during mid-March pay period. (D) denotes figures withheld to avoid disclosing data for individual companies; the data are included in broader industry totals. Detailed industries with 100 or more employees are shown if industry was not a (D). For explanation of terms, abbreviations, and data reliability/comparability, see introductory text]

NAICS code	Industry	Number of employees for week including March 12	Payroll (\$1,000)		Total number of establishments	Number of establishments by employment-size class								
			First quarter	Annual		1 to 4	5 to 9	10 to 19	20 to 49	50 to 99	100 to 249	250 to 499	500 to 999	1,000 or more
<b>IREDELL—Con.</b>														
<b>31-33</b>	<b>Manufacturing</b>	<b>13 194</b>	<b>110 133</b>	<b>448 608</b>	<b>270</b>	<b>70</b>	<b>36</b>	<b>48</b>	<b>45</b>	<b>33</b>	<b>28</b>	<b>7</b>	<b>3</b>	<b>-</b>
311	Food mfg	560	4 716	19 864	14	3	1	2	5	1	2	-	-	-
3111	Animal food mfg	100	844	3 279	4	-	-	1	3	-	-	-	-	-
31111	Animal food mfg	100	844	3 279	4	-	-	1	3	-	-	-	-	-
311119	Other animal food mfg	100	844	3 279	4	-	-	1	3	-	-	-	-	-
3112	Grain & oilseed milling	(C)	(D)	(D)	3	1	-	-	1	1	-	-	-	-
31121	Flour milling & malt mfg	(C)	(D)	(D)	3	1	-	-	1	1	-	-	-	-
3113	Sugar & confectionery product mfg	(C)	(D)	(D)	1	-	-	-	-	-	1	-	-	-
31134	Nonchocolate confectionery mfg	(C)	(D)	(D)	1	-	-	-	-	-	1	-	-	-
3116	Animal slaughtering & processing	(C)	(D)	(D)	3	2	-	-	-	-	1	-	-	-
31161	Animal slaughtering & processing	(C)	(D)	(D)	3	2	-	-	-	-	1	-	-	-
313	Textile mills	1 448	10 586	44 304	26	4	-	5	6	7	3	1	-	-
3131	Fiber, yarn & thread mills	368	2 642	10 904	4	1	-	-	-	1	2	-	-	-
31311	Fiber, yarn & thread mills	368	2 642	10 904	4	1	-	-	-	1	2	-	-	-
3132	Fabric mills	855	6 082	25 487	16	1	-	3	6	5	-	1	-	-
31321	Broadwoven fabric mills	(E)	(D)	(D)	3	1	-	-	1	-	-	1	-	-
31322	Narrow fabric mills & schiffli mach embroidery	(C)	(D)	(D)	2	-	-	-	1	1	-	-	-	-
31323	Nonwoven fabric mills	266	2 175	8 437	4	-	-	-	1	3	-	-	-	-
313230	Nonwoven fabric mills	266	2 175	8 437	4	-	-	-	1	3	-	-	-	-
31324	Knit fabric mills	203	1 364	6 527	7	-	-	3	3	1	-	-	-	-
3133	Textile, fabric finishing, fabric coating mills	225	1 862	7 913	6	2	-	2	-	1	1	-	-	-
31332	Fabric coating mills	(C)	(D)	(D)	2	-	-	-	-	1	1	-	-	-
315	Apparel manufacturing	722	6 287	22 133	5	1	-	1	-	1	1	1	-	-
3151	Apparel knitting mills	(C)	(D)	(D)	2	1	-	-	-	-	1	-	-	-
31511	Hosiery & sock mills	(C)	(D)	(D)	2	1	-	-	-	-	1	-	-	-
3152	Cut & sew apparel mfg	(F)	(D)	(D)	3	-	-	1	-	1	-	1	-	-
31523	Women's, girls' cut & sew apparel mfg	(E)	(D)	(D)	1	-	-	-	-	-	-	1	-	-
321	Wood product mfg	475	3 003	13 742	16	5	2	2	4	2	1	-	-	-
3211	Sawmills & wood preservation	151	963	3 929	6	3	-	1	1	1	-	-	-	-
32111	Sawmills & wood preservation	151	963	3 929	6	3	-	1	1	1	-	-	-	-
321113	Sawmills	151	963	3 929	6	3	-	1	1	1	-	-	-	-
3219	Other wood product mfg	324	2 040	9 813	10	2	2	1	3	1	1	-	-	-
32191	Millwork	(C)	(D)	(D)	6	-	2	1	2	-	1	-	-	-
321918	Other millwork (including flooring)	190	928	5 415	4	-	1	-	2	-	1	-	-	-
32199	All other wood product mfg	(C)	(D)	(D)	4	2	-	-	1	1	-	-	-	-
322	Paper mfg	385	3 751	15 439	5	-	-	-	2	2	1	-	-	-
3222	Converted paper product mfg	385	3 751	15 439	5	-	-	-	2	2	1	-	-	-
32221	Paperboard container mfg	385	3 751	15 439	5	-	-	-	2	2	1	-	-	-
322211	Corrugated & solid fiber box mfg	385	3 751	15 439	5	-	-	-	2	2	1	-	-	-
325	Chemical mfg	420	4 249	18 944	12	-	3	2	3	3	1	-	-	-
3255	Paint, coating & adhesive mfg	204	2 127	8 565	4	-	1	-	1	1	1	-	-	-
32551	Paint & coating mfg	(C)	(D)	(D)	2	-	-	-	1	-	1	-	-	-
326	Plastics & rubber products mfg	1 730	13 798	52 728	23	5	2	-	4	6	5	1	-	-
3261	Plastics product mfg	1 548	12 473	46 959	16	2	2	-	2	4	5	1	-	-
32614	Polystyrene foam product mfg	498	3 554	11 858	3	-	-	-	-	1	1	1	-	-
326140	Polystyrene foam product mfg	498	3 554	11 858	3	-	-	-	-	1	1	1	-	-
32619	Other plastics product mfg	917	8 029	30 450	10	2	1	-	2	1	4	-	-	-
326199	All other plastics product mfg	917	8 029	30 450	10	2	1	-	2	1	4	-	-	-
3262	Rubber product mfg	182	1 325	5 769	7	3	-	-	2	2	-	-	-	-
327	Nonmetallic mineral product mfg	865	6 844	28 424	17	3	2	5	3	2	1	1	-	-
3271	Clay product & refractory mfg	(E)	(D)	(D)	2	-	-	-	-	1	-	1	-	-
32711	Pottery, ceramics & plumbing fixture mfg	(E)	(D)	(D)	1	-	-	-	-	-	-	1	-	-
3272	Glass & glass product mfg	396	2 703	11 204	7	1	-	2	3	-	1	-	-	-
32721	Glass & glass product mfg	396	2 703	11 204	7	1	-	2	3	-	1	-	-	-
3273	Cement & concrete product mfg	(C)	(D)	(D)	5	2	1	1	-	1	-	-	-	-
32732	Ready-mix concrete mfg	(C)	(D)	(D)	4	1	1	1	-	1	-	-	-	-
331	Primary metal mfg	751	7 335	29 959	6	-	-	1	1	-	3	1	-	-
3312	Steel product mfg from purchased steel	(E)	(D)	(D)	3	-	-	-	1	-	2	-	-	-
33121	Iron, steel pipe & tube mfg from purchased steel	(C)	(D)	(D)	2	-	-	-	1	-	1	-	-	-
33122	Rolling & drawing of purchased steel	(C)	(D)	(D)	1	-	-	-	-	-	1	-	-	-
3314	Nonferrous (exc alum) production & processing	(E)	(D)	(D)	1	-	-	-	-	-	-	1	-	-
33149	Other nonferrous roll, draw, extruding, alloying	(E)	(D)	(D)	1	-	-	-	-	-	-	1	-	-
3315	Foundries	(C)	(D)	(D)	2	-	-	1	-	-	1	-	-	-
33151	Ferrous metal foundries	(C)	(D)	(D)	1	-	-	-	-	-	1	-	-	-
332	Fabricated metal product mfg	557	4 700	18 250	38	14	8	10	3	2	1	-	-	-
3323	Architectural & structural metals mfg	189	1 812	6 708	9	3	2	3	-	-	1	-	-	-
33231	Plate work & fabricated structural prod mfg	157	1 166	5 138	5	1	2	1	-	-	1	-	-	-
3327	Mach shops, turn prod, screw, nut, bolt mfg	138	802	3 104	15	6	5	2	1	1	-	-	-	-

See footnotes at end of table.

**Table 6. Counties—Employees, Payroll, and Establishments by Industry: 2002—Con.**

[Excludes most government employees, railroad employees, and self-employed persons. Size class 1 to 4 includes establishments with payroll, but no employees, during mid-March pay period. (D) denotes figures withheld to avoid disclosing data for individual companies; the data are included in broader industry totals. Detailed industries with 100 or more employees are shown if industry was not a (D). For explanation of terms, abbreviations, and data reliability/comparability, see introductory text]

NAICS code	Industry	Number of employees for week including March 12	Payroll (\$1,000)		Total number of establishments	Number of establishments by employment-size class																				
			First quarter	Annual		1 to 4	5 to 9	10 to 19	20 to 49	50 to 99	100 to 249	250 to 499	500 to 999	1,000 or more												
<b>IREDELL—Con.</b>																										
<b>31-33 Manufacturing—Con.</b>																										
333	Machinery mfg . . . . .	929	8 871	36 616	26	5	7	2	8	1	3	—	—	—	—	—										
3332	Industrial machinery mfg . . . . .	257	2 350	9 717	6	1	2	1	1	—	1	—	—	—	—											
33329	Other industrial machinery mfg . . . . .	(C)	(D)	(D)	5	1	2	—	1	—	1	—	—	—	—											
3334	HVAC & commercial refrigeration equipment mfg . . . . .	121	1 147	4 915	4	1	—	—	3	—	—	—	—	—	—											
33341	HVAC & commercial refrigeration equipment mfg . . . . .	121	1 147	4 915	4	1	—	—	3	—	—	—	—	—	—											
333411	Air purification equipment mfg . . . . .	121	1 147	4 915	4	1	—	—	3	—	—	—	—	—	—											
3335	Metalworking machinery mfg . . . . .	(C)	(D)	(D)	7	3	2	1	—	—	1	—	—	—	—											
33351	Metalworking machinery mfg . . . . .	(C)	(D)	(D)	7	3	2	1	—	—	1	—	—	—	—											
3339	Other general purpose machinery mfg . . . . .	341	3 008	12 436	8	—	2	—	4	1	1	—	—	—	—											
33399	All other general purpose machinery mfg . . . . .	(E)	(D)	(D)	5	—	1	—	2	1	1	—	—	—	—											
334	Computer & electronic product mfg . . . . .	216	1 938	7 769	5	—	1	1	1	1	1	—	—	—	—											
3344	Semiconductor & oth electronic component mfg . . . . .	(C)	(D)	(D)	3	—	—	—	1	1	1	—	—	—	—											
33441	Semiconductor & oth electronic component mfg . . . . .	(C)	(D)	(D)	3	—	—	—	1	1	1	—	—	—	—											
335	Electrical equip, appliance & component mfg . . . . .	(F)	(D)	(D)	3	—	—	1	—	—	1	—	1	—	—											
3353	Electrical equipment mfg . . . . .	(F)	(D)	(D)	2	—	—	1	—	—	—	—	—	1	—											
33531	Electrical equipment mfg . . . . .	(F)	(D)	(D)	2	—	—	1	—	—	—	—	—	1	—											
3359	Other electrical equipment & component mfg . . . . .	(C)	(D)	(D)	1	—	—	—	—	—	1	—	—	—	—											
33592	Communication & energy wire & cable mfg . . . . .	(C)	(D)	(D)	1	—	—	—	—	—	1	—	—	—	—											
336	Transportation equipment mfg . . . . .	1 227	12 102	48 804	19	6	3	5	2	—	1	1	1	—	—											
3363	Motor vehicle parts mfg . . . . .	1 147	11 491	46 138	11	2	1	4	1	—	1	1	1	—	—											
33635	MV transmission & power train parts mfg . . . . .	(F)	(D)	(D)	2	—	—	1	—	—	—	—	1	—	—											
33636	Motor vehicle seating & interior trim mfg . . . . .	(C)	(D)	(D)	2	1	—	—	—	—	1	—	—	—	—											
33639	Other motor vehicle parts mfg . . . . .	(E)	(D)	(D)	2	1	—	—	—	—	—	1	—	—	—											
337	Furniture & related product mfg . . . . .	535	3 838	16 154	20	7	2	3	3	4	1	—	—	—	—											
3371	HH & institutional furniture & kitchen cabinet mfg . . . . .	(F)	(D)	(D)	18	5	2	3	3	4	1	—	—	—	—											
33712	Household & institutional furniture mfg . . . . .	436	3 341	13 825	12	2	1	3	2	3	1	—	—	—	—											
337127	Institutional furniture mfg . . . . .	250	1 526	6 915	4	—	—	1	1	1	—	—	—	—	—											
339	Miscellaneous mfg . . . . .	1 499	11 382	45 436	18	10	1	2	—	1	2	1	1	—	—											
3391	Medical equipment & supplies mfg . . . . .	(F)	(D)	(D)	10	7	1	—	—	—	1	—	1	—	—											
33911	Medical equipment & supplies mfg . . . . .	(F)	(D)	(D)	10	7	1	—	—	—	1	—	1	—	—											
3399	Other miscellaneous mfg . . . . .	(F)	(D)	(D)	8	3	—	2	—	1	1	1	—	—	—											
33994	Office supplies (exc paper) mfg . . . . .	(E)	(D)	(D)	3	1	—	—	—	1	—	1	—	—	—											
33999	All other misc mfg . . . . .	(C)	(D)	(D)	2	—	—	1	—	—	1	—	—	—	—											
<b>42</b>	<b>Wholesale trade . . . . .</b>	<b>2 974</b>	<b>23 568</b>	<b>100 506</b>	<b>240</b>	<b>128</b>	<b>49</b>	<b>29</b>	<b>25</b>	<b>6</b>	<b>2</b>	<b>—</b>	<b>1</b>	<b>—</b>	<b>—</b>											
421	Wholesale trade, durable goods . . . . .	2 282	18 348	78 105	164	86	34	19	18	4	2	—	1	—	—											
4211	Motor vehicle, motor vehicle pt & supply whsle . . . . .	705	3 202	12 555	13	6	2	1	3	—	—	—	1	—	—											
42111	Automobile & other motor vehicle whsle . . . . .	(F)	(D)	(D)	3	—	1	—	1	—	—	—	1	—	—											
4213	Lumber & other construction materials whsle . . . . .	281	2 600	11 667	13	3	4	1	2	3	—	—	—	—	—											
42131	Lumber, plywood, millwork & wood panel whsle . . . . .	(C)	(D)	(D)	10	3	3	—	2	2	—	—	—	—	—											
4216	Electrical goods whsle . . . . .	108	1 540	6 033	12	5	5	—	2	—	—	—	—	—	—											
42161	Elec equip, wiring supp, const material whsle . . . . .	102	1 468	5 709	9	2	5	—	2	—	—	—	—	—	—											
421610	Elec equip, wiring supp, const material whsle . . . . .	102	1 468	5 709	9	2	5	—	2	—	—	—	—	—	—											
4218	Machinery, equipment & supplies whsle . . . . .	735	7 609	30 150	66	32	16	11	5	—	2	—	—	—	—											
42181	Const & mining (exc petroleum) equip whsle . . . . .	131	1 478	5 029	7	2	—	2	3	—	—	—	—	—	—											
421810	Const & mining (exc petroleum) equip whsle . . . . .	131	1 478	5 029	7	2	—	2	3	—	—	—	—	—	—											
42182	Farm & garden machinery & equipment whsle . . . . .	153	1 177	5 201	15	6	1	7	1	—	—	—	—	—	—											
421820	Farm & garden machinery & equipment whsle . . . . .	153	1 177	5 201	15	6	1	7	1	—	—	—	—	—	—											
42183	Industrial machinery & equipment whsle . . . . .	387	4 477	17 645	28	15	9	1	1	—	2	—	—	—	—											
421830	Industrial machinery & equipment whsle . . . . .	387	4 477	17 645	28	15	9	1	1	—	2	—	—	—	—											
4219	Miscellaneous durable goods whsle . . . . .	173	1 265	7 909	18	10	4	2	1	1	—	—	—	—	—											
42193	Recyclable material whsle . . . . .	151	1 119	7 133	6	—	2	2	1	1	—	—	—	—	—											
421930	Recyclable material whsle . . . . .	151	1 119	7 133	6	—	2	2	1	1	—	—	—	—	—											
422	Wholesale trade, nondurable goods . . . . .	692	5 220	22 401	76	42	15	10	7	2	—	—	—	—	—											
4223	Apparel, piece goods & notions whsle . . . . .	183	1 478	6 078	12	6	2	2	1	1	—	—	—	—	—											
42231	Piece goods, notions & other dry goods whsle . . . . .	(C)	(D)	(D)	9	5	2	1	—	1	—	—	—	—	—											
4224	Grocery & related product whsle . . . . .	101	758	3 750	9	6	1	1	—	1	—	—	—	—	—											
4226	Chemical & allied products whsle . . . . .	145	1 463	6 092	15	5	6	2	2	—	—	—	—	—	—											
4229	Miscellaneous nondurable goods whsle . . . . .	114	479	2 193	22	15	4	1	2	—	—	—	—	—	—											
<b>44-45</b>	<b>Retail trade . . . . .</b>	<b>7 457</b>	<b>36 360</b>	<b>154 784</b>	<b>599</b>	<b>286</b>	<b>161</b>	<b>80</b>	<b>41</b>	<b>23</b>	<b>5</b>	<b>2</b>	<b>1</b>	<b>—</b>	<b>—</b>											
441	Motor vehicle & parts dealers . . . . .	997	8 519	37 295	81	37	18	14	7	4	1	—	—	—	—											
4411	Automobile dealers . . . . .	613	5 974	26 868	28	12	5	1	5	4	1	—	—	—	—											
44111	New car dealers . . . . .	573	5 791	26 099	14	2	1	1	5	4	1	—	—	—	—											
441110	New car dealers . . . . .	573	5 791	26 099	14	2	1	1	5	4	1	—	—	—	—											
4412	Other motor vehicle dealers . . . . .	135	1 023	3 733	16	10	1	3	2	—	—	—	—	—	—											
44122	Motorcycle & boat & other MV dealers . . . . .	(C)	(D)	(D)	15	10	1	3	1	—	—	—	—	—	—											
4413	Automotive parts, accessories & tire stores . . . . .	249	1 522	6 694	37	15	12	10	—	—	—	—	—	—	—											
44131	Automotive parts, accessories & tire stores . . . . .	152	875	3 779	25	12	8	5	—	—	—	—	—	—	—											
441310	Automotive parts, accessories & tire stores . . . . .	152	875	3 779	25	12	8	5	—	—	—	—	—	—	—											

See footnotes at end of table.

**Table 6. Counties—Employees, Payroll, and Establishments by Industry: 2002—Con.**

[Excludes most government employees, railroad employees, and self-employed persons. Size class 1 to 4 includes establishments with payroll, but no employees, during mid-March pay period. (D) denotes figures withheld to avoid disclosing data for individual companies; the data are included in broader industry totals. Detailed industries with 100 or more employees are shown if industry was not a (D). For explanation of terms, abbreviations, and data reliability/comparability, see introductory text]

NAICS code	Industry	Number of employees for week including March 12	Payroll (\$1,000)		Total number of establishments	Number of establishments by employment-size class									
			First quarter	Annual		1 to 4	5 to 9	10 to 19	20 to 49	50 to 99	100 to 249	250 to 499	500 to 999	1,000 or more	
<b>44-45</b>	<b>IREDELL—Con.</b>														
	<b>Retail trade—Con.</b>														
442	Furniture & home furnishing stores .....	171	742	3 114	40	28	8	3	1	—	—	—	—	—	—
4421	Furniture stores .....	131	569	2 407	25	15	6	3	1	—	—	—	—	—	—
44211	Furniture stores .....	131	569	2 407	25	15	6	3	1	—	—	—	—	—	—
442110	Furniture stores .....	131	569	2 407	25	15	6	3	1	—	—	—	—	—	—
444	Bldg material & garden equip & supp dealers .....	909	5 254	22 025	75	32	23	14	2	2	2	—	—	—	—
4441	Building material & supplies dealers .....	734	4 404	18 963	52	23	16	8	1	2	2	—	—	—	—
44411	Home centers (E) .....	(D)	(D)	(D)	4	—	1	—	—	1	2	—	—	—	—
44419	Other building material dealers .....	296	2 387	10 246	34	13	11	8	1	1	—	—	—	—	—
444190	Other building material dealers .....	296	2 387	10 246	34	13	11	8	1	1	—	—	—	—	—
4442	Lawn & garden equip & supplies stores .....	175	850	3 062	23	9	7	6	1	—	—	—	—	—	—
44422	Nursery & drug centers .....	145	732	2 778	18	7	5	5	1	—	—	—	—	—	—
444220	Nursery & garden centers .....	145	732	2 778	18	7	5	5	1	—	—	—	—	—	—
445	Food & beverage stores .....	1 107	4 481	18 380	61	24	13	6	9	9	—	—	—	—	—
4451	Grocery stores .....	1 010	3 985	16 393	45	18	7	2	9	9	—	—	—	—	—
44511	Grocery (except convenience) stores .....	955	3 821	15 854	31	10	1	2	9	9	—	—	—	—	—
445110	Grocery (except convenience) stores .....	955	3 821	15 854	31	10	1	2	9	9	—	—	—	—	—
446	Health & personal care stores .....	481	1 948	8 430	46	19	12	5	10	—	—	—	—	—	—
4461	Health & personal care stores .....	481	1 948	8 430	46	19	12	5	10	—	—	—	—	—	—
44611	Pharmacies & drug stores .....	399	1 516	6 615	26	7	4	5	10	—	—	—	—	—	—
446110	Pharmacies & drug stores .....	399	1 516	6 615	26	7	4	5	10	—	—	—	—	—	—
447	Gasoline stations .....	399	1 655	6 958	74	34	29	11	—	—	—	—	—	—	—
4471	Gasoline stations .....	399	1 655	6 958	74	34	29	11	—	—	—	—	—	—	—
44711	Gasoline stations with convenience stores .....	348	1 441	6 110	64	29	25	10	—	—	—	—	—	—	—
447110	Gasoline stations with convenience stores .....	348	1 441	6 110	64	29	25	10	—	—	—	—	—	—	—
448	Clothing & clothing accessories stores .....	853	3 124	14 822	65	31	15	10	6	2	—	1	—	—	—
4481	Clothing stores .....	652	2 449	12 279	37	19	5	6	4	2	—	1	—	—	—
44814	Family clothing stores .....	522	2 148	11 039	12	3	1	1	4	2	—	1	—	—	—
448140	Family clothing stores .....	522	2 148	11 039	12	3	1	1	4	2	—	1	—	—	—
4482	Shoe stores .....	125	341	1 244	16	8	4	2	2	—	—	—	—	—	—
44821	Shoe stores .....	125	341	1 244	16	8	4	2	2	—	—	—	—	—	—
448210	Shoe stores .....	125	341	1 244	16	8	4	2	2	—	—	—	—	—	—
451	Sporting goods, hobby, book & music stores .....	107	240	876	19	9	8	1	1	—	—	—	—	—	—
452	General merchandise stores .....	1 665	7 136	29 180	27	5	11	2	1	5	1	1	1	—	—
4521	Department stores .....	1 458	6 431	26 104	7	—	—	—	—	4	1	1	1	—	—
45211	Department stores .....	1 458	6 431	26 104	7	—	—	—	—	4	1	1	1	—	—
452110	Department stores .....	1 458	6 431	26 104	7	—	—	—	—	4	1	1	1	—	—
4529	Other general merchandise stores .....	207	705	3 076	20	5	11	2	1	1	—	—	—	—	—
45299	All other general merchandise stores .....	(C)	(D)	(D)	18	4	11	2	1	—	—	—	—	—	—
453	Miscellaneous store retailers .....	498	1 716	7 189	66	37	16	10	2	—	1	—	—	—	—
4539	Other miscellaneous store retailers .....	298	1 187	5 032	36	22	10	3	—	—	1	—	—	—	—
45399	All other miscellaneous store retailers .....	203	680	2 931	13	8	2	2	—	—	1	—	—	—	—
454	Nonstore retailers .....	180	965	3 836	26	17	4	3	1	1	—	—	—	—	—
4543	Direct selling establishments .....	142	748	2 742	17	9	4	3	—	1	—	—	—	—	—
<b>48-49</b>	<b>Transportation &amp; warehousing .....</b>	<b>798</b>	<b>5 376</b>	<b>23 669</b>	<b>111</b>	<b>71</b>	<b>21</b>	<b>9</b>	<b>7</b>	<b>3</b>	—	—	—	—	—
484	Truck transportation .....	566	3 989	17 216	71	43	16	5	5	2	—	—	—	—	—
4841	General freight trucking .....	350	2 598	11 054	46	30	9	2	4	1	—	—	—	—	—
48412	General freight trucking, long-distance .....	294	2 327	9 811	29	17	6	2	3	1	—	—	—	—	—
484121	General freight trucking, long-distance, TL .....	277	2 201	9 177	26	15	5	2	3	1	—	—	—	—	—
4842	Specialized freight trucking .....	216	1 391	6 162	25	13	7	3	1	1	—	—	—	—	—
48422	Specialized freight (exc used) trucking, local .....	101	793	3 457	13	5	5	2	1	—	—	—	—	—	—
484220	Specialized freight (exc used) trucking, local .....	101	793	3 457	13	5	5	2	1	—	—	—	—	—	—
<b>51</b>	<b>Information .....</b>	<b>447</b>	<b>3 116</b>	<b>11 808</b>	<b>29</b>	<b>9</b>	<b>10</b>	<b>4</b>	<b>4</b>	<b>1</b>	<b>1</b>	—	—	—	—
513	Broadcasting & telecommunications .....	320	2 376	9 013	17	2	8	2	4	—	1	—	—	—	—
5132	Cable networks & program distribution .....	(C)	(D)	(D)	3	1	1	—	—	—	1	—	—	—	—
51322	Cable & other program distribution .....	(C)	(D)	(D)	2	—	1	—	—	—	1	—	—	—	—
5133	Telecommunications .....	144	1 559	5 720	9	—	5	1	3	—	—	—	—	—	—
<b>52</b>	<b>Finance &amp; insurance .....</b>	<b>1 316</b>	<b>9 665</b>	<b>35 979</b>	<b>182</b>	<b>107</b>	<b>46</b>	<b>14</b>	<b>12</b>	<b>1</b>	<b>2</b>	—	—	—	—
522	Credit intermediation & related activities .....	989	6 827	24 235	82	33	25	10	11	1	2	—	—	—	—
5221	Depository credit intermediation .....	758	4 582	15 840	36	5	13	5	10	1	2	—	—	—	—
52211	Commercial banking .....	689	3 918	13 552	32	4	12	5	8	1	2	—	—	—	—
522110	Commercial banking .....	689	3 918	13 552	32	4	12	5	8	1	2	—	—	—	—
5222	Nondepository credit intermediation .....	144	1 610	5 571	26	14	8	3	1	—	—	—	—	—	—
52229	Other nondepository credit intermediation .....	129	1 502	5 160	23	13	6	3	1	—	—	—	—	—	—
524	Insurance carriers & related activities .....	259	2 191	8 988	70	49	16	4	1	—	—	—	—	—	—
5242	Agencies & other insurance related activities .....	220	1 793	7 272	61	43	14	3	1	—	—	—	—	—	—
52421	Insurance agencies & brokerages .....	220	1 793	7 272	61	43	14	3	1	—	—	—	—	—	—
524210	Insurance agencies & brokerages .....	220	1 793	7 272	61	43	14	3	1	—	—	—	—	—	—

See footnotes at end of table.



**Table 6. Counties—Employees, Payroll, and Establishments by Industry: 2002—Con.**

[Excludes most government employees, railroad employees, and self-employed persons. Size class 1 to 4 includes establishments with payroll, but no employees, during mid-March pay period. (D) denotes figures withheld to avoid disclosing data for individual companies; the data are included in broader industry totals. Detailed industries with 100 or more employees are shown if industry was not a (D). For explanation of terms, abbreviations, and data reliability/comparability, see introductory text]

NAICS code	Industry	Number of employees for week including March 12	Payroll (\$1,000)		Total number of establishments	Number of establishments by employment-size class								
			First quarter	Annual		1 to 4	5 to 9	10 to 19	20 to 49	50 to 99	100 to 249	250 to 499	500 to 999	1,000 or more
<b>IREDELL—Con.</b>														
<b>53</b>	<b>Real estate &amp; rental &amp; leasing</b>	<b>554</b>	<b>3 261</b>	<b>15 731</b>	<b>143</b>	<b>105</b>	<b>28</b>	<b>8</b>	<b>1</b>	<b>1</b>	—	—	—	—
531	Real estate	344	2 086	10 668	104	80	19	4	—	1	—	—	—	—
5311	Lessors of real estate	174	876	4 875	45	33	11	—	—	1	—	—	—	—
53111	Lessors of residential buildings & dwellings	112	597	3 468	20	12	7	—	—	1	—	—	—	—
531110	Lessors of residential buildings & dwellings	112	597	3 468	20	12	7	—	—	1	—	—	—	—
5312	Offices of real estate agents & brokers	102	702	3 336	35	28	5	2	—	—	—	—	—	—
53121	Offices of real estate agents & brokers	102	702	3 336	35	28	5	2	—	—	—	—	—	—
531210	Offices of real estate agents & brokers	102	702	3 336	35	28	5	2	—	—	—	—	—	—
532	Rental & leasing services	210	1 175	5 063	39	25	9	4	1	—	—	—	—	—
5322	Consumer goods rental	134	663	2 968	21	14	3	3	1	—	—	—	—	—
<b>54</b>	<b>Professional, scientific &amp; technical services</b>	<b>1 424</b>	<b>11 589</b>	<b>49 062</b>	<b>243</b>	<b>166</b>	<b>41</b>	<b>24</b>	<b>10</b>	—	<b>2</b>	—	—	—
541	Professional, scientific & technical services	1 424	11 589	49 062	243	166	41	24	10	—	2	—	—	—
5411	Legal services	239	1 970	9 332	49	30	13	6	—	—	—	—	—	—
54111	Offices of lawyers	(C)	(D)	(D)	47	29	13	5	—	—	—	—	—	—
5412	Accounting, tax prep, bookkeep, payroll services	258	1 332	5 699	40	25	5	5	5	—	—	—	—	—
54121	Accounting, tax prep, bookkeep, payroll services	258	1 332	5 699	40	25	5	5	5	—	—	—	—	—
541211	Offices of certified public accountants	153	1 112	4 911	18	7	4	5	2	—	—	—	—	—
5413	Architectural, engineering & related services	181	1 575	6 489	38	24	8	4	2	—	—	—	—	—
5416	Management, sci & tech consulting services	121	1 164	5 339	48	41	5	1	1	—	—	—	—	—
54161	Management consulting services	116	1 114	5 098	42	35	5	1	1	—	—	—	—	—
5418	Advertising & related services	183	1 852	6 058	14	10	2	1	—	—	1	—	—	—
54189	Other services related to advertising	161	1 672	5 397	6	3	1	1	—	—	—	—	—	—
541890	Other services related to advertising	161	1 672	5 397	6	3	1	1	—	—	1	—	—	—
5419	Oth professional, scientific, technical services	347	2 339	10 290	27	15	4	6	1	—	1	—	—	—
54194	Veterinary services	115	567	2 448	11	4	2	4	1	—	—	—	—	—
541940	Veterinary services	115	567	2 448	11	4	2	4	1	—	—	—	—	—
54199	All oth prof, scientific & technical services	(C)	(D)	(D)	7	6	—	—	—	—	1	—	—	—
<b>55</b>	<b>Management of companies &amp; enterprises</b>	<b>825</b>	<b>9 681</b>	<b>38 994</b>	<b>25</b>	<b>11</b>	<b>4</b>	<b>6</b>	<b>2</b>	—	<b>1</b>	—	<b>1</b>	—
551	Management of companies & enterprises	825	9 681	38 994	25	11	4	6	2	—	1	—	1	—
5511	Management of companies & enterprises	825	9 681	38 994	25	11	4	6	2	—	1	—	1	—
55111	Management of companies & enterprises	825	9 681	38 994	25	11	4	6	2	—	1	—	1	—
<b>56</b>	<b>Admin, support, waste mgt, remediation services</b>	<b>4 464</b>	<b>19 086</b>	<b>85 774</b>	<b>140</b>	<b>87</b>	<b>18</b>	<b>9</b>	<b>10</b>	<b>4</b>	<b>9</b>	<b>1</b>	<b>1</b>	<b>1</b>
561	Administrative & support services	4 422	18 801	84 513	133	83	16	9	9	4	9	1	1	1
5611	Office administrative services	288	3 419	16 723	11	6	1	1	1	1	1	—	—	—
56111	Office administrative services	288	3 419	16 723	11	6	1	1	1	1	1	—	—	—
561110	Office administrative services	288	3 419	16 723	11	6	1	1	1	1	1	—	—	—
5613	Employment services	1 663	6 501	28 464	17	4	—	—	5	1	6	—	1	—
56132	Temporary help services	(G)	(D)	(D)	16	4	—	—	4	1	6	—	1	—
5616	Investigation & security services	390	1 856	7 865	7	2	1	—	1	1	2	—	—	—
56161	Investigation, guard & armored car services	(C)	(D)	(D)	3	—	—	—	1	1	1	—	—	—
56162	Security systems services	(C)	(D)	(D)	4	2	1	—	—	1	—	—	—	—
5617	Services to buildings & dwellings	309	1 135	5 507	74	57	10	4	2	1	—	—	—	—
56172	Janitorial services	194	654	3 138	28	19	5	1	2	1	—	—	—	—
561720	Janitorial services	194	654	3 138	28	19	5	1	2	1	—	—	—	—
5619	Other support services	1 715	5 693	25 129	11	4	4	1	—	—	—	—	1	—
56199	All other support services	(G)	(D)	(D)	10	4	3	1	—	—	—	—	1	—
<b>61</b>	<b>Educational services</b>	<b>258</b>	<b>803</b>	<b>4 290</b>	<b>23</b>	<b>13</b>	<b>5</b>	<b>1</b>	<b>3</b>	<b>1</b>	—	—	—	—
611	Educational services	258	803	4 290	23	13	5	1	3	1	—	—	—	—
6111	Elementary & secondary schools	113	512	1 966	5	—	1	1	3	—	—	—	—	—
61111	Elementary & secondary schools	113	512	1 966	5	—	1	1	3	—	—	—	—	—
611110	Elementary & secondary schools	113	512	1 966	5	—	1	1	3	—	—	—	—	—
<b>62</b>	<b>Health care and social assistance</b>	<b>7 335</b>	<b>52 504</b>	<b>233 308</b>	<b>321</b>	<b>112</b>	<b>100</b>	<b>49</b>	<b>42</b>	<b>7</b>	<b>7</b>	<b>1</b>	<b>2</b>	<b>1</b>
621	Ambulatory health care services	2 771	21 257	104 141	239	94	79	37	23	2	3	1	—	—
6211	Offices of physicians	1 417	13 003	67 970	107	41	33	19	12	—	1	1	—	—
62111	Offices of physicians	1 417	13 003	67 970	107	41	33	19	12	—	1	1	—	—
6212	Offices of dentists	314	2 913	14 737	54	18	28	7	1	—	—	—	—	—
62121	Offices of dentists	314	2 913	14 737	54	18	28	7	1	—	—	—	—	—
621210	Offices of dentists	314	2 913	14 737	54	18	28	7	1	—	—	—	—	—
6213	Offices of other health practitioners	431	1 981	8 519	48	26	14	5	1	1	1	—	—	—
62139	Offices of all other health practitioners	178	569	2 206	5	2	2	—	—	—	1	—	—	—
6214	Outpatient care centers	148	1 137	3 773	14	6	3	2	3	—	—	—	—	—
62149	Other outpatient care centers	134	1 064	3 326	9	3	1	2	3	—	—	—	—	—
6216	Home health care services	392	1 529	6 456	10	1	—	3	4	1	1	—	—	—
62161	Home health care services	392	1 529	6 456	10	1	—	3	4	1	1	—	—	—
621610	Home health care services	392	1 529	6 456	10	1	—	3	4	1	1	—	—	—
622	Hospitals	(H)	(D)	(D)	5	1	—	—	1	—	—	—	2	1
6221	General medical & surgical hospitals	(H)	(D)	(D)	4	1	—	—	—	—	—	—	2	1
62211	General medical & surgical hospitals	(H)	(D)	(D)	4	1	—	—	—	—	—	—	2	1

See footnotes at end of table.

**Table 6. Counties—Employees, Payroll, and Establishments by Industry: 2002—Con.**

[Excludes most government employees, railroad employees, and self-employed persons. Size class 1 to 4 includes establishments with payroll, but no employees, during mid-March pay period. (D) denotes figures withheld to avoid disclosing data for individual companies; the data are included in broader industry totals. Detailed industries with 100 or more employees are shown if industry was not a (D). For explanation of terms, abbreviations, and data reliability/comparability, see introductory text]

NAICS code	Industry	Number of employees for week including March 12	Payroll (\$1,000)		Total number of establishments	Number of establishments by employment-size class								
			First quarter	Annual		1 to 4	5 to 9	10 to 19	20 to 49	50 to 99	100 to 249	250 to 499	500 to 999	1,000 or more
<b>IREDELL—Con.</b>														
<b>62 Health care and social assistance—Con.</b>														
623	Nursing & residential care facilities .....	1 031	5 004	23 114	18	2	1	—	8	3	4	—	—	—
6231	Nursing care facilities .....	629	3 238	15 532	5	—	—	—	—	1	4	—	—	—
62311	Nursing care facilities .....	629	3 238	15 532	5	—	—	—	—	1	4	—	—	—
623110	Nursing care facilities .....	629	3 238	15 532	5	—	—	—	—	1	4	—	—	—
6233	Community care facilities for the elderly .....	(E)	(D)	(D)	9	—	1	—	7	1	—	—	—	—
62331	Community care facilities for the elderly .....	(E)	(D)	(D)	9	—	1	—	7	1	—	—	—	—
623312	Homes for the elderly .....	226	920	3 767	7	—	—	—	7	—	—	—	—	—
624	Social assistance .....	(F)	(D)	(D)	59	15	20	12	10	2	—	—	—	—
6241	Individual & family services .....	196	837	3 505	14	2	5	3	4	—	—	—	—	—
6244	Child day care services .....	410	1 128	4 943	37	9	14	8	4	2	—	—	—	—
62441	Child day care services .....	410	1 128	4 943	37	9	14	8	4	2	—	—	—	—
624410	Child day care services .....	410	1 128	4 943	37	9	14	8	4	2	—	—	—	—
<b>71</b>	<b>Arts, entertainment &amp; recreation .....</b>	<b>1 661</b>	<b>17 484</b>	<b>77 090</b>	<b>92</b>	<b>45</b>	<b>11</b>	<b>10</b>	<b>18</b>	<b>4</b>	<b>4</b>	—	—	—
711	Performing arts, spectator sports & related industries .....	1 085	16 201	71 679	52	24	5	7	11	2	3	—	—	—
7112	Spectator sports .....	943	15 032	66 340	44	21	4	6	9	1	3	—	—	—
71121	Spectator sports .....	943	15 032	66 340	44	21	4	6	9	1	3	—	—	—
711219	Other spectator sports .....	802	13 040	59 276	34	17	3	4	7	—	3	—	—	—
713	Amusement, gambling & recreation industries .....	564	1 253	5 253	37	20	4	3	7	2	1	—	—	—
7139	Other amusement & recreation industries .....	542	1 223	5 134	34	18	4	3	6	2	1	—	—	—
71391	Golf courses & country clubs .....	147	447	2 026	7	2	1	—	3	1	—	—	—	—
713910	Golf courses & country clubs .....	147	447	2 026	7	2	1	—	3	1	—	—	—	—
71394	Fitness & recreational sports centers .....	324	527	2 208	15	9	—	2	2	1	1	—	—	—
713940	Fitness & recreational sports centers .....	324	527	2 208	15	9	—	2	2	1	1	—	—	—
<b>72</b>	<b>Accommodation &amp; food services .....</b>	<b>3 778</b>	<b>9 494</b>	<b>41 665</b>	<b>229</b>	<b>73</b>	<b>42</b>	<b>47</b>	<b>53</b>	<b>13</b>	<b>1</b>	—	—	—
721	Accommodation .....	342	1 036	4 884	25	5	8	5	6	1	—	—	—	—
7211	Traveler accommodation .....	(E)	(D)	(D)	23	5	6	5	6	1	—	—	—	—
72111	Hotels (exc casino hotels) & motels .....	(E)	(D)	(D)	23	5	6	5	6	1	—	—	—	—
722	Food services & drinking places .....	3 436	8 458	36 781	204	68	34	42	47	12	1	—	—	—
7221	Full-service restaurants .....	1 714	4 166	17 775	97	31	20	21	16	8	1	—	—	—
72211	Full-service restaurants .....	1 714	4 166	17 775	97	31	20	21	16	8	1	—	—	—
722110	Full-service restaurants .....	1 714	4 166	17 775	97	31	20	21	16	8	1	—	—	—
7222	Limited-service eating places .....	1 606	3 958	17 294	89	25	11	19	31	3	—	—	—	—
72221	Limited-service eating places .....	1 606	3 958	17 294	89	25	11	19	31	3	—	—	—	—
722211	Limited-service restaurants .....	1 489	3 644	15 777	80	21	8	18	31	2	—	—	—	—
<b>81</b>	<b>Other services (except public administration) .....</b>	<b>2 161</b>	<b>8 568</b>	<b>36 132</b>	<b>370</b>	<b>232</b>	<b>83</b>	<b>33</b>	<b>18</b>	<b>4</b>	—	—	—	—
811	Repair & maintenance .....	577	2 706	11 825	116	88	15	6	5	2	—	—	—	—
8111	Automotive repair & maintenance .....	340	1 518	6 466	72	56	8	4	3	1	—	—	—	—
81111	Automotive mechanical & electrical R&M .....	120	773	3 179	41	34	6	1	—	—	—	—	—	—
81119	Other automotive R&M .....	172	380	1 721	15	9	1	1	3	1	—	—	—	—
811192	Car washes .....	152	302	1 324	9	5	—	—	3	1	—	—	—	—
8114	Personal & household goods R&M .....	130	627	2 884	20	15	2	1	1	1	—	—	—	—
812	Personal & laundry services .....	541	2 304	10 047	93	57	18	17	—	1	—	—	—	—
8121	Personal care services .....	177	666	3 192	44	28	10	6	—	—	—	—	—	—
81211	Hair, nail & skin care services .....	161	612	2 829	36	22	8	6	—	—	—	—	—	—
8123	Drycleaning & laundry services .....	227	1 062	4 285	22	9	7	5	—	1	—	—	—	—
81233	Linen & uniform supply .....	(C)	(D)	(D)	2	—	—	1	—	1	—	—	—	—
813	Religious, grantmaking, civic, prof & like organizations .....	1 043	3 558	14 260	161	87	50	10	13	1	—	—	—	—
8131	Religious organizations .....	866	2 620	10 530	136	71	43	10	12	—	—	—	—	—
81311	Religious organizations .....	866	2 620	10 530	136	71	43	10	12	—	—	—	—	—
813110	Religious organizations .....	866	2 620	10 530	136	71	43	10	12	—	—	—	—	—
<b>95</b>	<b>Auxiliaries (exc corporate, subsidiary &amp; regional mgt) .....</b>	<b>(F)</b>	<b>(D)</b>	<b>(D)</b>	<b>4</b>	—	<b>1</b>	<b>1</b>	—	—	—	<b>1</b>	<b>1</b>	—
<b>99</b>	<b>Unclassified establishments .....</b>	<b>18</b>	<b>77</b>	<b>221</b>	<b>18</b>	<b>17</b>	<b>1</b>	—	—	—	—	—	—	—
<b>JACKSON</b>														
<b>Total .....</b>														
		<b>8 773</b>	<b>46 094</b>	<b>203 238</b>	<b>953</b>	<b>581</b>	<b>173</b>	<b>118</b>	<b>55</b>	<b>16</b>	<b>7</b>	<b>2</b>	<b>1</b>	—
<b>11</b>	<b>Forestry, fishing, hunting, and agriculture support .....</b>	<b>(A)</b>	<b>(D)</b>	<b>(D)</b>	<b>3</b>	<b>2</b>	<b>1</b>	—	—	—	—	—	—	—
<b>21</b>	<b>Mining .....</b>	<b>(B)</b>	<b>(D)</b>	<b>(D)</b>	<b>1</b>	—	—	—	<b>1</b>	—	—	—	—	—
<b>22</b>	<b>Utilities .....</b>	<b>(B)</b>	<b>(D)</b>	<b>(D)</b>	<b>5</b>	<b>3</b>	—	<b>2</b>	—	—	—	—	—	—
<b>23</b>	<b>Construction .....</b>	<b>1 026</b>	<b>5 561</b>	<b>25 207</b>	<b>192</b>	<b>124</b>	<b>38</b>	<b>25</b>	<b>2</b>	<b>3</b>	—	—	—	—
233	Building, developing & general contracting .....	565	3 283	14 778	94	63	15	13	—	3	—	—	—	—
2331	Land subdivision & land development .....	(C)	(D)	(D)	16	14	—	1	—	1	—	—	—	—
23311	Land subdivision & land development .....	(C)	(D)	(D)	16	14	—	1	—	1	—	—	—	—
2332	Residential building construction .....	(E)	(D)	(D)	75	47	15	12	—	1	—	—	—	—
23321	Single-family housing construction .....	382	2 113	9 588	74	47	15	11	—	1	—	—	—	—
233210	Single-family housing construction .....	382	2 113	9 588	74	47	15	11	—	1	—	—	—	—
235	Special trade contractors .....	(E)	(D)	(D)	89	56	20	11	2	—	—	—	—	—

See footnotes at end of table.

**Table 6. Counties—Employees, Payroll, and Establishments by Industry: 2002—Con.**

[Excludes most government employees, railroad employees, and self-employed persons. Size class 1 to 4 includes establishments with payroll, but no employees, during mid-March pay period. (D) denotes figures withheld to avoid disclosing data for individual companies; the data are included in broader industry totals. Detailed industries with 100 or more employees are shown if industry was not a (D). For explanation of terms, abbreviations, and data reliability/comparability, see introductory text]

NAICS code	Industry	Number of employees for week including March 12	Payroll (\$1,000)		Total number of establishments	Number of establishments by employment-size class									
			First quarter	Annual		1 to 4	5 to 9	10 to 19	20 to 49	50 to 99	100 to 249	250 to 499	500 to 999	1,000 or more	
<b>JACKSON—Con.</b>															
<b>31-33</b>	<b>Manufacturing .....</b>	<b>545</b>	<b>3 735</b>	<b>16 330</b>	<b>24</b>	<b>12</b>	<b>3</b>	<b>3</b>	<b>2</b>	<b>2</b>	<b>2</b>	-	-	-	
321	Wood product mfg .....	156	918	4 008	8	4	1	-	2	1	-	-	-	-	
322	Paper mfg .....	(C)	(D)	(D)	1	-	-	-	-	-	1	-	-	-	
3221	Pulp, paper & paperboard mills .....	(C)	(D)	(D)	1	-	-	-	-	-	1	-	-	-	
32213	Paperboard mills .....	(C)	(D)	(D)	1	-	-	-	-	-	1	-	-	-	
326	Plastics & rubber products mfg .....	(C)	(D)	(D)	1	-	-	-	-	-	1	-	-	-	
3261	Plastics product mfg .....	(C)	(D)	(D)	1	-	-	-	-	-	1	-	-	-	
32619	Other plastics product mfg .....	(C)	(D)	(D)	1	-	-	-	-	-	1	-	-	-	
<b>42</b>	<b>Wholesale trade .....</b>	<b>142</b>	<b>782</b>	<b>3 216</b>	<b>12</b>	<b>6</b>	<b>1</b>	<b>2</b>	<b>3</b>	-	-	-	-	-	
<b>44-45</b>	<b>Retail trade .....</b>	<b>1 621</b>	<b>6 961</b>	<b>30 157</b>	<b>192</b>	<b>124</b>	<b>33</b>	<b>20</b>	<b>13</b>	<b>1</b>	-	<b>1</b>	-	-	
441	Motor vehicle & parts dealers .....	161	916	4 093	19	12	2	2	3	-	-	-	-	-	
444	Bldg material & garden equip & supp dealers .....	163	1 071	4 650	13	6	3	1	3	-	-	-	-	-	
4441	Building material & supplies dealers .....	(C)	(D)	(D)	9	4	2	-	3	-	-	-	-	-	
445	Food & beverage stores .....	363	1 133	5 154	23	12	2	3	5	1	-	-	-	-	
4451	Grocery stores .....	287	948	4 186	15	8	1	1	4	1	-	-	-	-	
44511	Grocery (except convenience) stores .....	259	900	3 893	7	2	-	-	4	1	-	-	-	-	
445110	Grocery (except convenience) stores .....	259	900	3 893	7	2	-	-	4	1	-	-	-	-	
447	Gasoline stations .....	114	425	1 687	24	14	7	3	-	-	-	-	-	-	
4471	Gasoline stations .....	114	425	1 687	24	14	7	3	-	-	-	-	-	-	
452	General merchandise stores .....	436	1 787	7 098	8	2	3	2	-	-	-	1	-	-	
4529	Other general merchandise stores .....	436	1 787	7 098	8	2	3	2	-	-	-	1	-	-	
45291	Warehouse clubs & superstores .....	(E)	(D)	(D)	1	-	-	-	-	-	-	1	-	-	
<b>48-49</b>	<b>Transportation &amp; warehousing .....</b>	<b>126</b>	<b>550</b>	<b>2 536</b>	<b>13</b>	<b>9</b>	-	<b>2</b>	<b>1</b>	<b>1</b>	-	-	-	-	
484	Truck transportation .....	123	532	2 406	10	6	-	2	1	1	-	-	-	-	
<b>51</b>	<b>Information .....</b>	<b>122</b>	<b>1 254</b>	<b>4 633</b>	<b>9</b>	<b>4</b>	<b>2</b>	<b>1</b>	<b>1</b>	<b>1</b>	-	-	-	-	
<b>52</b>	<b>Finance &amp; insurance .....</b>	<b>229</b>	<b>1 306</b>	<b>5 641</b>	<b>32</b>	<b>13</b>	<b>10</b>	<b>6</b>	<b>3</b>	-	-	-	-	-	
522	Credit intermediation & related activities .....	153	877	3 533	18	4	8	4	2	-	-	-	-	-	
5221	Depository credit intermediation .....	148	811	3 379	15	1	8	4	2	-	-	-	-	-	
<b>53</b>	<b>Real estate &amp; rental &amp; leasing .....</b>	<b>120</b>	<b>780</b>	<b>3 299</b>	<b>48</b>	<b>41</b>	<b>4</b>	<b>3</b>	-	-	-	-	-	-	
<b>54</b>	<b>Professional, scientific &amp; technical services .....</b>	<b>314</b>	<b>1 886</b>	<b>8 199</b>	<b>75</b>	<b>55</b>	<b>12</b>	<b>6</b>	<b>2</b>	-	-	-	-	-	
541	Professional, scientific & technical services .....	314	1 886	8 199	75	55	12	6	2	-	-	-	-	-	
<b>55</b>	<b>Management of companies &amp; enterprises .....</b>	<b>(A)</b>	<b>(D)</b>	<b>(D)</b>	<b>1</b>	<b>1</b>	-	-	-	-	-	-	-	-	
<b>56</b>	<b>Admin, support, waste mgt, remediation services .....</b>	<b>886</b>	<b>3 272</b>	<b>16 940</b>	<b>50</b>	<b>28</b>	<b>7</b>	<b>5</b>	<b>5</b>	<b>2</b>	<b>3</b>	-	-	-	
561	Administrative & support services .....	(F)	(D)	(D)	48	26	7	5	5	2	3	-	-	-	
5613	Employment services .....	542	1 673	9 239	8	2	1	-	1	1	3	-	-	-	
56132	Temporary help services .....	(E)	(D)	(D)	4	1	1	-	-	-	2	-	-	-	
56133	Employee leasing services .....	(C)	(D)	(D)	2	-	-	-	1	-	1	-	-	-	
5617	Services to buildings & dwellings .....	139	582	2 755	27	17	5	3	2	-	-	-	-	-	
<b>61</b>	<b>Educational services .....</b>	<b>(B)</b>	<b>(D)</b>	<b>(D)</b>	<b>5</b>	<b>3</b>	-	<b>1</b>	<b>1</b>	-	-	-	-	-	
<b>62</b>	<b>Health care and social assistance .....</b>	<b>2 008</b>	<b>14 743</b>	<b>60 007</b>	<b>94</b>	<b>37</b>	<b>29</b>	<b>16</b>	<b>6</b>	<b>3</b>	<b>1</b>	<b>1</b>	<b>1</b>	-	
621	Ambulatory health care services .....	404	4 169	19 950	57	26	18	10	2	1	-	-	-	-	
6211	Offices of physicians .....	236	3 128	15 248	26	11	5	8	1	1	-	-	-	-	
62111	Offices of physicians .....	236	3 128	15 248	26	11	5	8	1	1	-	-	-	-	
622	Hospitals .....	(G)	(D)	(D)	2	-	-	-	-	-	-	1	1	-	
6221	General medical & surgical hospitals .....	(F)	(D)	(D)	1	-	-	-	-	-	-	-	1	-	
62211	General medical & surgical hospitals .....	(F)	(D)	(D)	1	-	-	-	-	-	-	-	1	-	
6222	Psychiatric & substance abuse hospitals .....	(E)	(D)	(D)	1	-	-	-	-	-	-	1	-	-	
62221	Psychiatric & substance abuse hospitals .....	(E)	(D)	(D)	1	-	-	-	-	-	-	1	-	-	
623	Nursing & residential care facilities .....	278	1 321	5 175	6	-	2	-	2	1	1	-	-	-	
6231	Nursing care facilities .....	(C)	(D)	(D)	2	-	-	-	-	1	1	-	-	-	
62311	Nursing care facilities .....	(C)	(D)	(D)	2	-	-	-	-	1	1	-	-	-	
624	Social assistance .....	(E)	(D)	(D)	29	11	9	6	2	1	-	-	-	-	
6244	Child day care services .....	167	708	2 720	18	6	7	3	2	-	-	-	-	-	
62441	Child day care services .....	167	708	2 720	18	6	7	3	2	-	-	-	-	-	
624410	Child day care services .....	167	708	2 720	18	6	7	3	2	-	-	-	-	-	
<b>71</b>	<b>Arts, entertainment &amp; recreation .....</b>	<b>103</b>	<b>535</b>	<b>3 567</b>	<b>17</b>	<b>13</b>	<b>1</b>	-	<b>3</b>	-	-	-	-	-	
713	Amusement, gambling & recreation industries .....	(C)	(D)	(D)	15	11	1	-	3	-	-	-	-	-	
7139	Other amusement & recreation industries .....	(C)	(D)	(D)	15	11	1	-	3	-	-	-	-	-	

See footnotes at end of table.

**Table 6. Counties—Employees, Payroll, and Establishments by Industry: 2002—Con.**

[Excludes most government employees, railroad employees, and self-employed persons. Size class 1 to 4 includes establishments with payroll, but no employees, during mid-March pay period. (D) denotes figures withheld to avoid disclosing data for individual companies; the data are included in broader industry totals. Detailed industries with 100 or more employees are shown if industry was not a (D). For explanation of terms, abbreviations, and data reliability/comparability, see introductory text]

NAICS code	Industry	Number of employees for week including March 12	Payroll (\$1,000)		Total number of establishments	Number of establishments by employment-size class									
			First quarter	Annual		1 to 4	5 to 9	10 to 19	20 to 49	50 to 99	100 to 249	250 to 499	500 to 999	1,000 or more	
<b>JACKSON—Con.</b>															
<b>72</b>	<b>Accommodation &amp; food services</b>	<b>1 070</b>	<b>2 338</b>	<b>13 070</b>	<b>92</b>	<b>40</b>	<b>19</b>	<b>19</b>	<b>10</b>	<b>3</b>	<b>1</b>				
721	Accommodation	243	592	4 690	26	16	6	1	2	—	1	—	—	—	
7211	Traveler accommodation	(C)	(D)	(D)	23	14	6	—	2	—	1	—	—	—	
72111	Hotels (exc casino hotels) & motels	221	464	3 738	17	9	5	—	2	—	1	—	—	—	
721110	Hotels (exc casino hotels) & motels	221	464	3 738	17	9	5	—	2	—	1	—	—	—	
722	Food services & drinking places	827	1 746	8 380	66	24	13	18	8	3	—	—	—	—	
7221	Full-service restaurants	376	821	4 412	38	17	7	9	4	1	—	—	—	—	
72211	Full-service restaurants	376	821	4 412	38	17	7	9	4	1	—	—	—	—	
722110	Full-service restaurants	376	821	4 412	38	17	7	9	4	1	—	—	—	—	
7222	Limited-service eating places	(E)	(D)	(D)	26	7	5	9	3	2	—	—	—	—	
72221	Limited-service eating places	(E)	(D)	(D)	26	7	5	9	3	2	—	—	—	—	
722211	Limited-service restaurants	410	848	3 658	24	6	4	9	3	2	—	—	—	—	
<b>81</b>	<b>Other services (except public administration)</b>	<b>348</b>	<b>1 346</b>	<b>6 395</b>	<b>84</b>	<b>63</b>	<b>12</b>	<b>7</b>	<b>2</b>						
813	Religious, grantmaking, civic, prof & like organizations	223	887	4 355	44	32	5	5	2	—	—	—	—	—	
8131	Religious organizations	100	325	1 352	30	23	4	3	—	—	—	—	—	—	
81311	Religious organizations	100	325	1 352	30	23	4	3	—	—	—	—	—	—	
813110	Religious organizations	100	325	1 352	30	23	4	3	—	—	—	—	—	—	
<b>99</b>	<b>Unclassified establishments</b>	<b>8</b>	<b>10</b>	<b>44</b>	<b>4</b>	<b>3</b>	<b>1</b>								
<b>JOHNSTON</b>															
	<b>Total</b>	<b>30 218</b>	<b>180 170</b>	<b>765 113</b>	<b>2 753</b>	<b>1 538</b>	<b>592</b>	<b>330</b>	<b>196</b>	<b>60</b>	<b>24</b>	<b>9</b>	<b>4</b>		
<b>11</b>	<b>Forestry, fishing, hunting, and agriculture support</b>	<b>60</b>	<b>420</b>	<b>1 682</b>	<b>20</b>	<b>17</b>	<b>1</b>	<b>2</b>							
<b>21</b>	<b>Mining</b>	<b>(B)</b>	<b>(D)</b>	<b>(D)</b>	<b>3</b>	<b>1</b>		<b>1</b>	<b>1</b>						
<b>22</b>	<b>Utilities</b>	<b>(B)</b>	<b>(D)</b>	<b>(D)</b>	<b>4</b>	<b>2</b>	<b>1</b>		<b>1</b>						
<b>23</b>	<b>Construction</b>	<b>3 139</b>	<b>17 049</b>	<b>74 849</b>	<b>589</b>	<b>371</b>	<b>126</b>	<b>67</b>	<b>21</b>	<b>4</b>					
233	Building, developing & general contracting	742	4 596	19 306	152	99	36	13	2	2	—	—	—	—	
2332	Residential building construction	434	2 816	12 069	110	80	20	8	1	1	—	—	—	—	
23321	Single-family housing construction	405	2 577	11 063	104	78	17	7	1	1	—	—	—	—	
233210	Single-family housing construction	405	2 577	11 063	104	78	17	7	1	1	—	—	—	—	
2333	Nonresidential building construction	(C)	(D)	(D)	26	8	12	4	1	1	—	—	—	—	
23332	Commercial & institutional bldg construction	242	1 544	6 170	25	7	12	4	1	1	—	—	—	—	
233320	Commercial & institutional bldg construction	242	1 544	6 170	25	7	12	4	1	1	—	—	—	—	
234	Heavy construction	361	1 995	9 214	44	20	13	5	6	—	—	—	—	—	
2349	Other heavy construction	303	1 720	7 882	38	17	12	4	5	—	—	—	—	—	
23491	Water, sewer & pipeline construction	262	1 543	7 029	25	7	10	3	5	—	—	—	—	—	
234910	Water, sewer & pipeline construction	262	1 543	7 029	25	7	10	3	5	—	—	—	—	—	
235	Special trade contractors	2 036	10 458	46 329	393	252	77	49	13	2	—	—	—	—	
2351	Plumbing, heating & AC contractor	404	2 498	10 377	71	45	8	15	3	—	—	—	—	—	
23511	Plumbing, heating & AC contractor	404	2 498	10 377	71	45	8	15	3	—	—	—	—	—	
235110	Plumbing, heating & AC contractor	404	2 498	10 377	71	45	8	15	3	—	—	—	—	—	
2352	Painting & wall covering contractors	148	621	2 516	30	19	5	6	—	—	—	—	—	—	
23521	Painting & wall covering contractors	148	621	2 516	30	19	5	6	—	—	—	—	—	—	
235210	Painting & wall covering contractors	148	621	2 516	30	19	5	6	—	—	—	—	—	—	
2353	Electrical contractors	244	1 369	6 144	57	39	12	4	2	—	—	—	—	—	
23531	Electrical contractors	244	1 369	6 144	57	39	12	4	2	—	—	—	—	—	
235310	Electrical contractors	244	1 369	6 144	57	39	12	4	2	—	—	—	—	—	
2354	Masonry, drywall, insulation, tile contractors	358	1 693	7 907	62	42	9	7	4	—	—	—	—	—	
23541	Masonry & stone contractors	189	664	3 938	40	28	6	4	2	—	—	—	—	—	
235410	Masonry & stone contractors	189	664	3 938	40	28	6	4	2	—	—	—	—	—	
23542	Drywall, acoustical & insulation contractors	157	993	3 806	18	10	3	3	2	—	—	—	—	—	
235420	Drywall, acoustical & insulation contractors	157	993	3 806	18	10	3	3	2	—	—	—	—	—	
2355	Carpentry & floor contractors	(C)	(D)	(D)	60	37	18	5	—	—	—	—	—	—	
23551	Carpentry contractors	188	934	4 101	48	30	14	4	—	—	—	—	—	—	
235510	Carpentry contractors	188	934	4 101	48	30	14	4	—	—	—	—	—	—	
2356	Roofing, siding, & sheet metal contractors	136	624	2 844	32	19	10	3	—	—	—	—	—	—	
23561	Roofing, siding, & sheet metal contractors	136	624	2 844	32	19	10	3	—	—	—	—	—	—	
235610	Roofing, siding, & sheet metal contractors	136	624	2 844	32	19	10	3	—	—	—	—	—	—	
2357	Concrete contractors	278	1 121	5 205	34	17	8	6	2	1	—	—	—	—	
23571	Concrete contractors	278	1 121	5 205	34	17	8	6	2	1	—	—	—	—	
235710	Concrete contractors	278	1 121	5 205	34	17	8	6	2	1	—	—	—	—	
2359	Other special trade contractors	233	1 408	6 485	46	33	7	3	2	1	—	—	—	—	
23593	Excavation contractors	196	1 285	5 871	24	14	5	2	2	1	—	—	—	—	
235930	Excavation contractors	196	1 285	5 871	24	14	5	2	2	1	—	—	—	—	
<b>31-33</b>	<b>Manufacturing</b>	<b>6 278</b>	<b>57 535</b>	<b>237 640</b>	<b>114</b>	<b>36</b>	<b>20</b>	<b>19</b>	<b>10</b>	<b>15</b>	<b>7</b>	<b>4</b>	<b>3</b>		
311	Food mfg	373	2 569	10 474	11	1	2	3	1	4	—	—	—	—	
3112	Grain & oilseed milling	138	853	3 429	3	—	—	1	—	2	—	—	—	—	
31121	Flour milling & malt mfg	138	853	3 429	3	—	—	1	—	2	—	—	—	—	
311211	Flour milling	138	853	3 429	3	—	—	1	—	2	—	—	—	—	
3116	Animal slaughtering & processing	(C)	(D)	(D)	3	1	—	—	—	2	—	—	—	—	
31161	Animal slaughtering & processing	(C)	(D)	(D)	3	1	—	—	—	2	—	—	—	—	
313	Textile mills	(E)	(D)	(D)	2	1	—	—	—	—	—	1	—	—	
3132	Fabric mills	(E)	(D)	(D)	2	1	—	—	—	—	—	1	—	—	
31323	Nonwoven fabric mills	(E)	(D)	(D)	1	—	—	—	—	—	—	1	—	—	

See footnotes at end of table.

**Table 6. Counties—Employees, Payroll, and Establishments by Industry: 2002—Con.**

[Excludes most government employees, railroad employees, and self-employed persons. Size class 1 to 4 includes establishments with payroll, but no employees, during mid-March pay period. (D) denotes figures withheld to avoid disclosing data for individual companies; the data are included in broader industry totals. Detailed industries with 100 or more employees are shown if industry was not a (D). For explanation of terms, abbreviations, and data reliability/comparability, see introductory text]

NAICS code	Industry	Number of employees for week including March 12	Payroll (\$1,000)		Total number of establishments	Number of establishments by employment-size class																				
			First quarter	Annual		1 to 4	5 to 9	10 to 19	20 to 49	50 to 99	100 to 249	250 to 499	500 to 999	1,000 or more												
<b>JOHNSTON—Con.</b>																										
<b>31-33 Manufacturing—Con.</b>																										
315	Apparel manufacturing .....	192	547	1 365	5	2	—	—	1	2	—	—	—	—	—	—	—									
3152	Cut & sew apparel mfg .....	192	547	1 365	5	2	—	—	1	2	—	—	—	—	—	—	—									
31521	Cut & sew apparel contractors .....	192	547	1 365	5	2	—	—	1	2	—	—	—	—	—	—	—									
321	Wood product mfg .....	402	2 620	11 500	9	1	—	4	1	1	2	—	—	—	—	—	—									
3211	Sawmills & wood preservation .....	208	1 297	5 874	3	—	—	1	—	1	1	—	—	—	—	—	—									
32111	Sawmills & wood preservation .....	208	1 297	5 874	3	—	—	1	—	1	1	—	—	—	—	—	—									
321113	Sawmills .....	208	1 297	5 874	3	—	—	1	—	1	1	—	—	—	—	—	—									
3219	Other wood product mfg .....	(C)	(D)	(D)	5	1	—	3	—	—	1	—	—	—	—	—	—									
32191	Millwork .....	(C)	(D)	(D)	5	1	—	3	—	—	1	—	—	—	—	—	—									
322	Paper mfg .....	(C)	(D)	(D)	2	—	—	—	—	1	1	—	—	—	—	—	—									
3222	Converted paper product mfg .....	(C)	(D)	(D)	2	—	—	—	—	1	1	—	—	—	—	—	—									
32221	Paperboard container mfg .....	(C)	(D)	(D)	2	—	—	—	—	1	1	—	—	—	—	—	—									
325	Chemical mfg .....	1 151	16 533	72 307	5	2	1	—	—	—	—	1	1	—	—	—	—									
3254	Pharmaceutical & medicine mfg .....	(G)	(D)	(D)	3	1	—	—	—	—	—	—	1	1	—	—	—									
32541	Pharmaceutical & medicine mfg .....	(G)	(D)	(D)	3	1	—	—	—	—	—	—	1	1	—	—	—									
326	Plastics & rubber products mfg .....	243	1 875	7 374	3	—	—	—	—	2	1	—	—	—	—	—	—									
3261	Plastics product mfg .....	243	1 875	7 374	3	—	—	—	—	2	1	—	—	—	—	—	—									
32612	Plastics pipe, pipe fitting, & unsupported profile shape mfg .....	(C)	(D)	(D)	1	—	—	—	—	—	1	—	—	—	—	—	—									
32619	Other plastics product mfg .....	(C)	(D)	(D)	2	—	—	—	—	2	—	—	—	—	—	—	—									
332	Fabricated metal product mfg .....	412	3 290	12 013	18	6	6	3	—	1	2	—	—	—	—	—	—									
3321	Forging & stamping .....	(C)	(D)	(D)	1	—	—	—	—	—	1	—	—	—	—	—	—									
33211	Forging & stamping .....	(C)	(D)	(D)	1	—	—	—	—	—	1	—	—	—	—	—	—									
3323	Architectural & structural metals mfg .....	216	1 664	4 559	7	2	2	1	—	1	1	—	—	—	—	—	—									
33232	Ornamental & architectural metal prod mfg .....	(C)	(D)	(D)	5	2	1	1	—	—	1	—	—	—	—	—	—									
333	Machinery mfg .....	1 364	12 472	49 474	11	1	3	1	1	2	1	1	1	1	—	—	—									
3331	Ag. construction & mining machinery mfg .....	(F)	(D)	(D)	1	—	—	—	—	—	—	—	—	—	—	—	—									
33312	Construction machinery mfg .....	(F)	(D)	(D)	1	—	—	—	—	—	—	—	—	—	—	—	—									
3334	HVAC & commercial refrigeration equipment mfg .....	751	3 268	13 410	6	—	2	—	—	2	1	1	—	—	—	—	—									
33341	HVAC & commercial refrigeration equipment mfg .....	751	3 268	13 410	6	—	2	—	—	2	1	1	—	—	—	—	—									
333411	Air purification equipment mfg .....	751	3 268	13 410	6	—	2	—	—	2	1	1	—	—	—	—	—									
334	Computer & electronic product mfg .....	921	6 563	27 314	7	2	1	—	2	1	—	—	—	—	—	—	—									
3342	Communications equipment mfg .....	(F)	(D)	(D)	2	1	—	—	—	—	—	—	—	—	—	—	—									
33422	Radio, TV broadcast & wireless comm equip mfg .....	(F)	(D)	(D)	2	1	—	—	—	—	—	—	—	—	—	—	—									
3344	Semiconductor & oth electronic component mfg .....	(C)	(D)	(D)	4	—	1	—	2	1	—	—	—	—	—	—	—									
33441	Semiconductor & oth electronic component mfg .....	(C)	(D)	(D)	4	—	1	—	2	1	—	—	—	—	—	—	—									
335	Electrical equip, appliance & component mfg .....	(E)	(D)	(D)	1	—	—	—	—	—	—	—	—	—	—	—	—									
3359	Other electrical equipment & component mfg .....	(E)	(D)	(D)	1	—	—	—	—	—	—	—	—	—	—	—	—									
33593	Wiring device mfg .....	(E)	(D)	(D)	1	—	—	—	—	—	—	—	—	—	—	—	—									
337	Furniture & related product mfg .....	188	1 263	4 828	13	6	2	2	2	1	—	—	—	—	—	—	—									
3371	HH & institutional furniture & kitchen cabinet mfg .....	(C)	(D)	(D)	10	6	1	1	1	1	—	—	—	—	—	—	—									
33711	Wood kitchen cabinet & countertop mfg .....	(C)	(D)	(D)	8	5	1	—	1	1	—	—	—	—	—	—	—									
<b>42</b>	<b>Wholesale trade .....</b>	<b>1 413</b>	<b>8 538</b>	<b>32 723</b>	<b>116</b>	<b>62</b>	<b>23</b>	<b>19</b>	<b>8</b>	<b>1</b>	<b>2</b>	<b>1</b>	—	—	—	—	—									
421	Wholesale trade, durable goods .....	835	5 423	20 557	70	40	10	12	5	1	2	—	—	—	—	—	—									
4211	Motor vehicle, motor vehicle pt & supply whsle .....	340	1 342	5 405	17	8	1	5	2	—	1	—	—	—	—	—	—									
42111	Automobile & other motor vehicle whsle .....	287	1 070	4 267	10	4	—	4	1	—	1	—	—	—	—	—	—									
421110	Automobile & other motor vehicle whsle .....	287	1 070	4 267	10	4	—	4	1	—	1	—	—	—	—	—	—									
4213	Lumber & other construction materials whsle .....	126	1 217	5 567	12	5	3	2	2	—	—	—	—	—	—	—	—									
42131	Lumber, plywood, millwork & wood panel whsle .....	110	1 044	4 974	7	1	2	2	2	—	—	—	—	—	—	—	—									
421310	Lumber, plywood, millwork & wood panel whsle .....	110	1 044	4 974	7	1	2	2	2	—	—	—	—	—	—	—	—									
4216	Electrical goods whsle .....	148	937	1 991	6	2	2	1	—	—	1	—	—	—	—	—	—									
42169	Other electronic parts & equipment whsle .....	(C)	(D)	(D)	5	1	2	1	—	—	1	—	—	—	—	—	—									
422	Wholesale trade, nondurable goods .....	578	3 115	12 166	46	22	13	7	3	—	—	—	—	—	—	—	—									
4225	Farm product raw material whsle .....	285	902	3 956	7	4	—	2	—	—	—	—	—	—	—	—	—									
42259	Other farm product raw material whsle .....	(E)	(D)	(D)	3	2	—	—	—	—	—	—	—	—	—	—	—									
4229	Miscellaneous nondurable goods whsle .....	120	1 123	3 938	14	5	6	2	1	—	—	—	—	—	—	—	—									
<b>44-45</b>	<b>Retail trade .....</b>	<b>5 189</b>	<b>23 557</b>	<b>96 206</b>	<b>506</b>	<b>242</b>	<b>152</b>	<b>55</b>	<b>44</b>	<b>7</b>	<b>5</b>	<b>1</b>	—	—	—	—	—									
441	Motor vehicle & parts dealers .....	573	4 254	18 324	74	44	17	5	6	2	—	—	—	—	—	—	—									
4411	Automobile dealers .....	343	3 139	13 764	35	23	6	—	4	2	—	—	—	—	—	—	—									
44111	New car dealers .....	269	2 633	11 544	10	4	—	—	4	2	—	—	—	—	—	—	—									
441110	New car dealers .....	269	2 633	11 544	10	4	—	—	4	2	—	—	—	—	—	—	—									
4413	Automotive parts, accessories & tire stores .....	169	823	3 249	30	16	9	4	1	—	—	—	—	—	—	—	—									
44131	Automotive parts, accessories & tire stores .....	118	527	2 056	24	15	7	1	1	—	—	—	—	—	—	—	—									
441310	Automotive parts, accessories & tire stores .....	118	527	2 056	24	15	7	1	1	—	—	—	—	—	—	—	—									

See footnotes at end of table.

**Table 6. Counties—Employees, Payroll, and Establishments by Industry: 2002—Con.**

[Excludes most government employees, railroad employees, and self-employed persons. Size class 1 to 4 includes establishments with payroll, but no employees, during mid-March pay period. (D) denotes figures withheld to avoid disclosing data for individual companies; the data are included in broader industry totals. Detailed industries with 100 or more employees are shown if industry was not a (D). For explanation of terms, abbreviations, and data reliability/comparability, see introductory text]

NAICS code	Industry	Number of employees for week including March 12	Payroll (\$1,000)		Total number of establishments	Number of establishments by employment-size class								
			First quarter	Annual		1 to 4	5 to 9	10 to 19	20 to 49	50 to 99	100 to 249	250 to 499	500 to 999	1,000 or more
<b>JOHNSTON—Con.</b>														
<b>44-45 Retail trade—Con.</b>														
442	Furniture & home furnishing stores .....	290	1 426	5 144	33	14	11	4	3	1	-	-	-	-
4421	Furniture stores .....	117	592	2 376	14	6	4	2	2	-	-	-	-	-
44211	Furniture stores .....	117	592	2 376	14	6	4	2	2	-	-	-	-	-
442110	Furniture stores .....	117	592	2 376	14	6	4	2	2	-	-	-	-	-
4422	Home furnishings stores .....	173	834	2 768	19	8	7	2	1	1	-	-	-	-
44229	Other home furnishings stores .....	148	700	2 214	11	2	5	2	1	1	-	-	-	-
442299	All other home furnishings stores .....	148	700	2 214	11	2	5	2	1	1	-	-	-	-
444	Bldg material & garden equip & supp dealers .....	582	3 133	13 674	46	23	12	5	4	-	2	-	-	-
4441	Building material & supplies dealers .....	469	2 598	11 454	32	16	11	-	3	-	2	-	-	-
44411	Home centers .....	(E)	(D)	(D)	2	-	-	-	-	-	2	-	-	-
44419	Other building material dealers .....	135	1 151	4 819	16	9	5	-	2	-	-	-	-	-
444190	Other building material dealers .....	135	1 151	4 819	16	9	5	-	2	-	-	-	-	-
4442	Lawn & garden equip & supplies stores .....	113	535	2 220	14	7	1	5	1	-	-	-	-	-
44422	Nursery & garden centers .....	113	535	2 220	14	7	1	5	1	-	-	-	-	-
444220	Nursery & garden centers .....	113	535	2 220	14	7	1	5	1	-	-	-	-	-
445	Food & beverage stores .....	1 039	3 764	15 605	56	27	4	5	16	2	2	-	-	-
4451	Grocery stores .....	990	3 560	14 594	45	18	4	4	15	2	2	-	-	-
44511	Grocery (except convenience) stores .....	914	3 314	13 499	30	8	1	3	14	2	2	-	-	-
445110	Grocery (except convenience) stores .....	914	3 314	13 499	30	8	1	3	14	2	2	-	-	-
446	Health & personal care stores .....	303	1 173	4 941	30	14	7	4	5	-	-	-	-	-
4461	Health & personal care stores .....	303	1 173	4 941	30	14	7	4	5	-	-	-	-	-
44611	Pharmacies & drug stores .....	247	1 017	4 311	19	6	5	3	5	-	-	-	-	-
446110	Pharmacies & drug stores .....	247	1 017	4 311	19	6	5	3	5	-	-	-	-	-
447	Gasoline stations .....	606	2 399	9 881	77	42	23	7	4	-	1	-	-	-
4471	Gasoline stations .....	606	2 399	9 881	77	42	23	7	4	-	1	-	-	-
44711	Gasoline stations with convenience stores .....	506	1 985	8 185	60	30	22	4	3	-	1	-	-	-
447110	Gasoline stations with convenience stores .....	506	1 985	8 185	60	30	22	4	3	-	1	-	-	-
44719	Other gasoline stations .....	100	414	1 696	17	12	1	3	1	-	-	-	-	-
447190	Other gasoline stations .....	100	414	1 696	17	12	1	3	1	-	-	-	-	-
448	Clothing & clothing accessories stores .....	622	1 826	8 174	77	22	36	15	3	1	-	-	-	-
4481	Clothing stores .....	424	1 216	5 474	47	10	25	8	3	1	-	-	-	-
44812	Women's clothing stores .....	128	460	1 971	16	2	10	3	1	-	-	-	-	-
448120	Women's clothing stores .....	128	460	1 971	16	2	10	3	1	-	-	-	-	-
44814	Family clothing stores .....	163	416	1 932	12	2	5	3	1	1	-	-	-	-
448140	Family clothing stores .....	163	416	1 932	12	2	5	3	1	1	-	-	-	-
4482	Shoe stores .....	118	323	1 434	14	4	3	7	-	-	-	-	-	-
44821	Shoe stores .....	118	323	1 434	14	4	3	7	-	-	-	-	-	-
448210	Shoe stores .....	118	323	1 434	14	4	3	7	-	-	-	-	-	-
452	General merchandise stores .....	779	2 957	12 048	27	6	17	-	2	1	-	1	-	-
4521	Department stores .....	(C)	(D)	(D)	2	-	-	-	1	1	-	-	-	-
45211	Department stores .....	(C)	(D)	(D)	2	-	-	-	1	1	-	-	-	-
4529	Other general merchandise stores .....	(F)	(D)	(D)	25	6	17	-	1	-	-	1	-	-
45291	Warehouse clubs & superstores .....	(E)	(D)	(D)	1	-	-	-	-	-	-	1	-	-
45299	All other general merchandise stores .....	(C)	(D)	(D)	24	6	17	-	1	-	-	-	-	-
453	Miscellaneous store retailers .....	165	701	2 840	33	17	12	3	1	-	-	-	-	-
454	Nonstore retailers .....	134	1 511	3 917	22	10	6	6	-	-	-	-	-	-
4543	Direct selling establishments .....	108	1 402	3 461	17	7	5	5	-	-	-	-	-	-
<b>48-49</b>	<b>Transportation &amp; warehousing .....</b>	<b>1 219</b>	<b>9 668</b>	<b>41 231</b>	<b>97</b>	<b>55</b>	<b>19</b>	<b>11</b>	<b>5</b>	<b>6</b>	<b>-</b>	<b>1</b>	<b>-</b>	<b>-</b>
484	Truck transportation .....	645	4 777	20 518	74	45	14	7	4	4	-	-	-	-
4841	General freight trucking .....	193	1 294	5 792	26	17	6	1	1	1	-	-	-	-
48412	General freight trucking, long-distance .....	142	1 044	4 599	14	10	2	-	1	1	-	-	-	-
484121	General freight trucking, long-distance, TL .....	142	1 044	4 599	14	10	2	-	1	1	-	-	-	-
4842	Specialized freight trucking .....	452	3 483	14 726	48	28	8	6	3	3	-	-	-	-
48422	Specialized freight (exc used) trucking, local .....	272	1 926	8 155	34	23	4	3	2	2	-	-	-	-
484220	Specialized freight (exc used) trucking, local .....	272	1 926	8 155	34	23	4	3	2	2	-	-	-	-
48423	Specialized freight (exc used) trucking, LDist .....	180	1 557	6 571	14	5	4	3	1	1	-	-	-	-
484230	Specialized freight (exc used) trucking, LDist .....	180	1 557	6 571	14	5	4	3	1	1	-	-	-	-
493	Warehousing & storage .....	438	3 405	13 623	8	3	1	1	1	1	-	1	-	-
4931	Warehousing & storage .....	438	3 405	13 623	8	3	1	1	1	1	-	1	-	-
49319	Other warehousing & storage .....	(E)	(D)	(D)	5	3	1	-	-	-	-	1	-	-
<b>51</b>	<b>Information .....</b>	<b>313</b>	<b>2 274</b>	<b>7 540</b>	<b>33</b>	<b>15</b>	<b>6</b>	<b>8</b>	<b>3</b>	<b>1</b>	<b>-</b>	<b>-</b>	<b>-</b>	<b>-</b>
511	Publishing industries .....	109	663	2 534	10	5	-	4	1	-	-	-	-	-
5111	Newspaper, periodical, book, database publishers .....	109	663	2 534	10	5	-	4	1	-	-	-	-	-
51111	Newspaper publishers .....	106	654	2 516	7	2	-	4	1	-	-	-	-	-
511110	Newspaper publishers .....	106	654	2 516	7	2	-	4	1	-	-	-	-	-
513	Broadcasting & telecommunications .....	151	1 377	4 163	15	7	2	4	1	1	-	-	-	-
5133	Telecommunications .....	(C)	(D)	(D)	12	6	1	3	1	1	-	-	-	-

See footnotes at end of table.

**Table 6. Counties—Employees, Payroll, and Establishments by Industry: 2002—Con.**

[Excludes most government employees, railroad employees, and self-employed persons. Size class 1 to 4 includes establishments with payroll, but no employees, during mid-March pay period. (D) denotes figures withheld to avoid disclosing data for individual companies; the data are included in broader industry totals. Detailed industries with 100 or more employees are shown if industry was not a (D). For explanation of terms, abbreviations, and data reliability/comparability, see introductory text]

NAICS code	Industry	Number of employees for week including March 12	Payroll (\$1,000)		Total number of establishments	Number of establishments by employment-size class								
			First quarter	Annual		1 to 4	5 to 9	10 to 19	20 to 49	50 to 99	100 to 249	250 to 499	500 to 999	1,000 or more
<b>JOHNSTON—Con.</b>														
<b>52</b>	<b>Finance &amp; insurance</b> .....	<b>802</b>	<b>6 020</b>	<b>25 205</b>	<b>124</b>	<b>70</b>	<b>30</b>	<b>16</b>	<b>8</b>	—	—	—	—	—
522	Credit intermediation & related activities .....	559	4 363	17 850	63	22	24	10	7	—	—	—	—	—
5221	Depository credit intermediation .....	477	3 467	14 352	39	4	18	10	7	—	—	—	—	—
52211	Commercial banking .....	358	2 727	11 185	29	3	12	9	5	—	—	—	—	—
522110	Commercial banking .....	358	2 727	11 185	29	3	12	9	5	—	—	—	—	—
524	Insurance carriers & related activities .....	212	1 287	5 314	46	34	5	6	1	—	—	—	—	—
5242	Agencies & other insurance related activities ...	(C)	(D)	(D)	41	31	5	4	1	—	—	—	—	—
52421	Insurance agencies & brokerages .....	169	975	3 951	39	29	5	4	1	—	—	—	—	—
524210	Insurance agencies & brokerages .....	169	975	3 951	39	29	5	4	1	—	—	—	—	—
<b>53</b>	<b>Real estate &amp; rental &amp; leasing</b> .....	<b>263</b>	<b>1 334</b>	<b>6 135</b>	<b>77</b>	<b>57</b>	<b>15</b>	<b>3</b>	<b>2</b>	—	—	—	—	—
531	Real estate .....	164	803	3 918	48	38	6	2	2	—	—	—	—	—
<b>54</b>	<b>Professional, scientific &amp; technical services</b> .....	<b>901</b>	<b>6 171</b>	<b>28 046</b>	<b>194</b>	<b>133</b>	<b>33</b>	<b>21</b>	<b>7</b>	—	—	—	—	—
541	Professional, scientific & technical services .....	901	6 171	28 046	194	133	33	21	7	—	—	—	—	—
5411	Legal services .....	177	1 586	8 351	46	33	8	5	—	—	—	—	—	—
54111	Offices of lawyers .....	(C)	(D)	(D)	44	32	8	4	—	—	—	—	—	—
5412	Accounting, tax prep, bookkeep, payroll services .....	175	834	3 360	29	17	6	5	1	—	—	—	—	—
54121	Accounting, tax prep, bookkeep, payroll services .....	175	834	3 360	29	17	6	5	1	—	—	—	—	—
5413	Architectural, engineering & related services ...	221	1 725	6 850	33	18	7	5	3	—	—	—	—	—
5419	Oth professional, scientific, technical services ..	150	688	3 432	24	14	5	4	1	—	—	—	—	—
54194	Veterinary services .....	106	454	2 288	8	—	4	3	1	—	—	—	—	—
541940	Veterinary services .....	106	454	2 288	8	—	4	3	1	—	—	—	—	—
<b>55</b>	<b>Management of companies &amp; enterprises</b> ..	<b>169</b>	<b>1 765</b>	<b>7 824</b>	<b>5</b>	<b>2</b>	<b>2</b>	—	—	—	<b>1</b>	—	—	—
551	Management of companies & enterprises .....	169	1 765	7 824	5	2	2	—	—	—	1	—	—	—
5511	Management of companies & enterprises .....	169	1 765	7 824	5	2	2	—	—	—	1	—	—	—
55111	Management of companies & enterprises .....	169	1 765	7 824	5	2	2	—	—	—	1	—	—	—
551114	Corp, subsidiary & regional managing offices .....	169	1 765	7 824	5	2	2	—	—	—	1	—	—	—
<b>56</b>	<b>Admin, support, waste mgt, remediation services</b> .....	<b>1 643</b>	<b>7 658</b>	<b>33 096</b>	<b>129</b>	<b>87</b>	<b>20</b>	<b>5</b>	<b>9</b>	<b>4</b>	<b>3</b>	<b>1</b>	—	—
561	Administrative & support services .....	1 573	7 092	30 573	115	77	18	4	8	4	3	1	—	—
5613	Employment services .....	731	3 654	14 345	10	2	1	—	2	2	2	1	—	—
56132	Temporary help services .....	(F)	(D)	(D)	8	—	1	—	2	2	2	1	—	—
5614	Business support services .....	(C)	(D)	(D)	4	2	1	—	—	—	1	—	—	—
56143	Business service centers .....	(C)	(D)	(D)	2	1	—	—	—	—	1	—	—	—
5617	Services to buildings & dwellings .....	388	1 593	7 793	80	58	13	3	6	—	—	—	—	—
56172	Janitorial services .....	101	310	1 311	21	15	3	1	2	—	—	—	—	—
561720	Janitorial services .....	101	310	1 311	21	15	3	1	2	—	—	—	—	—
56173	Landscaping services .....	210	920	4 416	47	36	7	2	2	—	—	—	—	—
561730	Landscaping services .....	210	920	4 416	47	36	7	2	2	—	—	—	—	—
<b>61</b>	<b>Educational services</b> .....	<b>605</b>	<b>3 571</b>	<b>15 281</b>	<b>24</b>	<b>14</b>	<b>5</b>	—	<b>3</b>	<b>1</b>	—	<b>1</b>	—	—
611	Educational services .....	605	3 571	15 281	24	14	5	—	3	1	—	1	—	—
6113	Colleges, universities & professional schools ...	(E)	(D)	(D)	2	1	—	—	—	—	—	1	—	—
61131	Colleges, universities & professional schools ...	(E)	(D)	(D)	2	1	—	—	—	—	—	1	—	—
<b>62</b>	<b>Health care and social assistance</b> .....	<b>3 510</b>	<b>20 009</b>	<b>93 315</b>	<b>205</b>	<b>80</b>	<b>49</b>	<b>43</b>	<b>20</b>	<b>8</b>	<b>4</b>	—	<b>1</b>	—
621	Ambulatory health care services .....	1 021	7 373	36 323	111	48	32	21	6	4	—	—	—	—
6211	Offices of physicians .....	387	3 887	21 033	43	16	15	9	2	1	—	—	—	—
62111	Offices of physicians .....	387	3 887	21 033	43	16	15	9	2	1	—	—	—	—
621111	Offices of physicians (exc mental health) ...	387	3 887	21 033	43	16	15	9	2	1	—	—	—	—
6212	Offices of dentists .....	162	1 403	6 643	18	5	7	4	2	—	—	—	—	—
62121	Offices of dentists .....	162	1 403	6 643	18	5	7	4	2	—	—	—	—	—
621210	Offices of dentists .....	162	1 403	6 643	18	5	7	4	2	—	—	—	—	—
6213	Offices of other health practitioners .....	118	590	2 728	29	19	8	2	—	—	—	—	—	—
6216	Home health care services .....	188	655	2 794	7	2	1	1	1	2	—	—	—	—
62161	Home health care services .....	188	655	2 794	7	2	1	1	1	2	—	—	—	—
621610	Home health care services .....	188	655	2 794	7	2	1	1	1	2	—	—	—	—
6219	Other ambulatory health care services .....	124	527	1 723	8	3	1	2	1	1	—	—	—	—
62191	Ambulance services .....	124	527	1 723	8	3	1	2	1	1	—	—	—	—
621910	Ambulance services .....	124	527	1 723	8	3	1	2	1	1	—	—	—	—
622	Hospitals .....	(F)	(D)	(D)	1	—	—	—	—	—	—	—	1	—
6221	General medical & surgical hospitals .....	(F)	(D)	(D)	1	—	—	—	—	—	—	—	1	—
62211	General medical & surgical hospitals .....	(F)	(D)	(D)	1	—	—	—	—	—	—	—	1	—
623	Nursing & residential care facilities .....	930	4 160	19 100	27	4	9	3	5	2	4	—	—	—
6231	Nursing care facilities .....	640	3 037	14 480	7	1	—	—	1	1	4	—	—	—
62311	Nursing care facilities .....	640	3 037	14 480	7	1	—	—	1	1	4	—	—	—
623110	Nursing care facilities .....	640	3 037	14 480	7	1	—	—	1	1	4	—	—	—
6232	Residential mental retardation, health facil .....	117	483	1 998	6	—	4	—	1	1	—	—	—	—
6233	Community care facilities for the elderly .....	147	545	2 319	11	3	3	2	3	—	—	—	—	—
62331	Community care facilities for the elderly .....	147	545	2 319	11	3	3	2	3	—	—	—	—	—
624	Social assistance .....	(F)	(D)	(D)	66	28	8	19	9	2	—	—	—	—
6244	Child day care services .....	582	1 855	7 654	49	17	5	18	8	1	—	—	—	—
62441	Child day care services .....	582	1 855	7 654	49	17	5	18	8	1	—	—	—	—
624410	Child day care services .....	582	1 855	7 654	49	17	5	18	8	1	—	—	—	—

See footnotes at end of table.

**Table 6. Counties—Employees, Payroll, and Establishments by Industry: 2002—Con.**

[Excludes most government employees, railroad employees, and self-employed persons. Size class 1 to 4 includes establishments with payroll, but no employees, during mid-March pay period. (D) denotes figures withheld to avoid disclosing data for individual companies; the data are included in broader industry totals. Detailed industries with 100 or more employees are shown if industry was not a (D). For explanation of terms, abbreviations, and data reliability/comparability, see introductory text]

NAICS code	Industry	Number of employees for week including March 12	Payroll (\$1,000)		Total number of establishments	Number of establishments by employment-size class									
			First quarter	Annual		1 to 4	5 to 9	10 to 19	20 to 49	50 to 99	100 to 249	250 to 499	500 to 999	1,000 or more	
<b>JOHNSTON—Con.</b>															
<b>71</b>	<b>Arts, entertainment &amp; recreation</b> .....	<b>327</b>	<b>807</b>	<b>4 235</b>	<b>37</b>	<b>25</b>	<b>1</b>	<b>5</b>	<b>5</b>	<b>1</b>	—	—	—	—	
713	Amusement, gambling & recreation industries .....	(E)	(D)	(D)	30	19	1	4	5	1	—	—	—	—	
7139	Other amusement & recreation industries .....	(E)	(D)	(D)	28	18	—	4	5	1	—	—	—	—	
71399	All other amusement & recreation industries .....	126	280	1 468	3	—	—	1	1	1	—	—	—	—	
713990	All other amusement & recreation industries .....	126	280	1 468	3	—	—	1	1	1	—	—	—	—	
<b>72</b>	<b>Accommodation &amp; food services</b> .....	<b>3 029</b>	<b>7 112</b>	<b>31 020</b>	<b>179</b>	<b>54</b>	<b>28</b>	<b>40</b>	<b>45</b>	<b>10</b>	<b>2</b>	—	—	—	
721	Accommodation .....	328	737	3 113	23	5	2	9	7	—	—	—	—	—	
7211	Traveler accommodation .....	(E)	(D)	(D)	21	3	2	9	7	—	—	—	—	—	
72111	Hotels (exc casino hotels) & motels .....	(E)	(D)	(D)	21	3	2	9	7	—	—	—	—	—	
722	Food services & drinking places .....	2 701	6 375	27 907	156	49	26	31	38	10	2	—	—	—	
7221	Full-service restaurants .....	1 255	2 919	12 673	72	24	13	13	16	4	2	—	—	—	
72211	Full-service restaurants .....	1 255	2 919	12 673	72	24	13	13	16	4	2	—	—	—	
722110	Full-service restaurants .....	1 255	2 919	12 673	72	24	13	13	16	4	2	—	—	—	
7222	Limited-service eating places .....	1 339	3 112	13 500	72	19	11	16	20	6	—	—	—	—	
72221	Limited-service eating places .....	1 339	3 112	13 500	72	19	11	16	20	6	—	—	—	—	
722211	Limited-service restaurants .....	1 334	3 104	13 439	67	14	11	16	20	6	—	—	—	—	
<b>81</b>	<b>Other services (except public administration)</b> .....	<b>1 160</b>	<b>5 066</b>	<b>21 376</b>	<b>276</b>	<b>198</b>	<b>59</b>	<b>14</b>	<b>4</b>	<b>1</b>	—	—	—	—	
811	Repair & maintenance .....	442	2 766	11 574	107	79	22	4	1	1	—	—	—	—	
8111	Automotive repair & maintenance .....	290	1 520	6 448	73	53	16	3	1	—	—	—	—	—	
81111	Automotive mechanical & electrical R&M .....	127	636	2 478	40	30	9	1	—	—	—	—	—	—	
8113	Commercial equipment (exc auto & elec) R&M .....	107	1 053	4 361	17	11	5	—	—	1	—	—	—	—	
81131	Commercial equipment (exc auto & elec) R&M .....	107	1 053	4 361	17	11	5	—	—	1	—	—	—	—	
811310	Commercial equipment (exc auto & elec) R&M .....	107	1 053	4 361	17	11	5	—	—	1	—	—	—	—	
812	Personal & laundry services .....	241	745	3 279	51	30	17	3	1	—	—	—	—	—	
813	Religious, grantmaking, civic, prof & like organizations .....	477	1 555	6 523	118	89	20	7	2	—	—	—	—	—	
8131	Religious organizations .....	427	1 258	5 417	95	68	18	7	2	—	—	—	—	—	
81311	Religious organizations .....	427	1 258	5 417	95	68	18	7	2	—	—	—	—	—	
813110	Religious organizations .....	427	1 258	5 417	95	68	18	7	2	—	—	—	—	—	
<b>95</b>	<b>Auxiliaries (exc corporate, subsidiary &amp; regional mgt)</b> .....	<b>103</b>	<b>582</b>	<b>2 486</b>	<b>3</b>	<b>1</b>	—	<b>1</b>	—	<b>1</b>	—	—	—	—	
<b>99</b>	<b>Unclassified establishments</b> .....	<b>19</b>	<b>79</b>	<b>223</b>	<b>18</b>	<b>16</b>	<b>2</b>	—	—	—	—	—	—	—	
<b>JONES</b>															
	<b>Total</b> .....	<b>1 120</b>	<b>5 929</b>	<b>25 782</b>	<b>143</b>	<b>79</b>	<b>35</b>	<b>18</b>	<b>7</b>	<b>4</b>	—	—	—	—	
<b>11</b>	<b>Forestry, fishing, hunting, and agriculture support</b> .....	<b>62</b>	<b>343</b>	<b>1 593</b>	<b>7</b>	<b>4</b>	<b>1</b>	<b>1</b>	<b>1</b>	—	—	—	—	—	
<b>21</b>	<b>Mining</b> .....	<b>(B)</b>	<b>(D)</b>	<b>(D)</b>	<b>2</b>	—	—	<b>1</b>	<b>1</b>	—	—	—	—	—	
<b>23</b>	<b>Construction</b> .....	<b>127</b>	<b>513</b>	<b>2 151</b>	<b>27</b>	<b>19</b>	<b>4</b>	<b>4</b>	—	—	—	—	—	—	
<b>31-33</b>	<b>Manufacturing</b> .....	<b>(B)</b>	<b>(D)</b>	<b>(D)</b>	<b>7</b>	<b>6</b>	—	<b>1</b>	—	—	—	—	—	—	
<b>42</b>	<b>Wholesale trade</b> .....	<b>143</b>	<b>620</b>	<b>3 055</b>	<b>4</b>	—	<b>1</b>	—	<b>2</b>	<b>1</b>	—	—	—	—	
422	Wholesale trade, nondurable goods .....	(C)	(D)	(D)	3	—	1	—	1	1	—	—	—	—	
44-45	Retail trade .....	148	550	2 477	26	9	13	4	—	—	—	—	—	—	
48-49	Transportation & warehousing .....	90	514	2 024	20	13	4	3	—	—	—	—	—	—	
51	Information .....	(A)	(D)	(D)	1	1	—	—	—	—	—	—	—	—	
52	Finance & insurance .....	14	85	344	3	1	2	—	—	—	—	—	—	—	
54	Professional, scientific & technical services .....	(A)	(D)	(D)	2	2	—	—	—	—	—	—	—	—	
55	Management of companies & enterprises .....	(B)	(D)	(D)	1	—	—	—	1	—	—	—	—	—	
56	Admin, support, waste mgt, remediation services .....	52	339	1 462	6	4	1	—	1	—	—	—	—	—	
61	Educational services .....	(A)	(D)	(D)	1	—	1	—	—	—	—	—	—	—	
62	Health care and social assistance .....	278	1 844	8 434	13	5	5	—	—	3	—	—	—	—	
621	Ambulatory health care services .....	160	1 366	6 486	8	5	1	—	—	2	—	—	—	—	
623	Nursing & residential care facilities .....	(C)	(D)	(D)	2	—	1	—	—	1	—	—	—	—	
<b>71</b>	<b>Arts, entertainment &amp; recreation</b> .....	<b>(A)</b>	<b>(D)</b>	<b>(D)</b>	<b>2</b>	<b>1</b>	—	<b>1</b>	—	—	—	—	—	—	
<b>72</b>	<b>Accommodation &amp; food services</b> .....	<b>76</b>	<b>154</b>	<b>673</b>	<b>7</b>	<b>2</b>	<b>2</b>	<b>2</b>	<b>1</b>	—	—	—	—	—	
<b>81</b>	<b>Other services (except public administration)</b> .....	<b>29</b>	<b>87</b>	<b>340</b>	<b>10</b>	<b>9</b>	—	<b>1</b>	—	—	—	—	—	—	
<b>95</b>	<b>Auxiliaries (exc corporate, subsidiary &amp; regional mgt)</b> .....	<b>(A)</b>	<b>(D)</b>	<b>(D)</b>	<b>1</b>	—	<b>1</b>	—	—	—	—	—	—	—	
<b>99</b>	<b>Unclassified establishments</b> .....	<b>(A)</b>	<b>(D)</b>	<b>(D)</b>	<b>3</b>	<b>3</b>	—	—	—	—	—	—	—	—	

See footnotes at end of table.



**Table 6. Counties—Employees, Payroll, and Establishments by Industry: 2002—Con.**

[Excludes most government employees, railroad employees, and self-employed persons. Size class 1 to 4 includes establishments with payroll, but no employees, during mid-March pay period. (D) denotes figures withheld to avoid disclosing data for individual companies; the data are included in broader industry totals. Detailed industries with 100 or more employees are shown if industry was not a (D). For explanation of terms, abbreviations, and data reliability/comparability, see introductory text]

NAICS code	Industry	Number of employees for week including March 12	Payroll (\$1,000)		Total number of establishments	Number of establishments by employment-size class								
			First quarter	Annual		1 to 4	5 to 9	10 to 19	20 to 49	50 to 99	100 to 249	250 to 499	500 to 999	1,000 or more
<b>LEE</b>	<b>Total</b> .....	<b>22 535</b>	<b>141 162</b>	<b>598 327</b>	<b>1 386</b>	<b>694</b>	<b>312</b>	<b>191</b>	<b>114</b>	<b>41</b>	<b>21</b>	<b>6</b>	<b>6</b>	<b>1</b>
<b>11</b>	<b>Forestry, fishing, hunting, and agriculture support</b> .....	<b>37</b>	<b>181</b>	<b>669</b>	<b>13</b>	<b>10</b>	<b>3</b>	—	—	—	—	—	—	—
<b>21</b>	<b>Mining</b> .....	<b>56</b>	<b>377</b>	<b>1 916</b>	<b>4</b>	—	<b>2</b>	<b>1</b>	<b>1</b>	—	—	—	—	—
<b>22</b>	<b>Utilities</b> .....	<b>105</b>	<b>1 264</b>	<b>5 137</b>	<b>3</b>	—	—	<b>1</b>	<b>1</b>	<b>1</b>	—	—	—	—
221	Utilities .....	105	1 264	5 137	3	—	—	1	1	1	—	—	—	—
<b>23</b>	<b>Construction</b> .....	<b>1 034</b>	<b>6 638</b>	<b>27 735</b>	<b>172</b>	<b>103</b>	<b>44</b>	<b>16</b>	<b>7</b>	<b>2</b>	—	—	—	—
233	Building, developing & general contracting .....	269	1 854	7 856	55	39	9	5	2	—	—	—	—	—
2332	Residential building construction .....	166	953	4 170	44	33	8	2	1	—	—	—	—	—
23321	Single-family housing construction .....	166	953	4 170	44	33	8	2	1	—	—	—	—	—
233210	Single-family housing construction .....	166	953	4 170	44	33	8	2	1	—	—	—	—	—
234	Heavy construction .....	186	1 621	6 314	12	4	5	1	—	2	—	—	—	—
2349	Other heavy construction .....	(C)	(D)	(D)	8	2	4	1	—	1	—	—	—	—
235	Special trade contractors .....	579	3 163	13 565	105	60	30	10	5	—	—	—	—	—
2351	Plumbing, heating & AC contractor .....	183	1 163	5 401	28	18	3	5	2	—	—	—	—	—
23511	Plumbing, heating & AC contractor .....	183	1 163	5 401	28	18	3	5	2	—	—	—	—	—
235110	Plumbing, heating & AC contractor .....	183	1 163	5 401	28	18	3	5	2	—	—	—	—	—
2353	Electrical contractors .....	106	667	2 907	20	10	7	3	—	—	—	—	—	—
23531	Electrical contractors .....	106	667	2 907	20	10	7	3	—	—	—	—	—	—
235310	Electrical contractors .....	106	667	2 907	20	10	7	3	—	—	—	—	—	—
2359	Other special trade contractors .....	106	675	2 535	16	10	4	—	2	—	—	—	—	—
<b>31-33</b>	<b>Manufacturing</b> .....	<b>9 310</b>	<b>71 593</b>	<b>301 115</b>	<b>99</b>	<b>23</b>	<b>11</b>	<b>15</b>	<b>16</b>	<b>12</b>	<b>12</b>	<b>4</b>	<b>5</b>	<b>1</b>
311	Food mfg .....	(G)	(D)	(D)	3	—	—	—	1	—	—	1	—	1
3116	Animal slaughtering & processing .....	(G)	(D)	(D)	1	—	—	—	—	—	—	—	—	1
31161	Animal slaughtering & processing .....	(G)	(D)	(D)	1	—	—	—	—	—	—	—	—	1
3118	Bakeries & tortilla mfg .....	(E)	(D)	(D)	1	—	—	—	—	—	—	1	—	—
31183	Tortilla mfg .....	(E)	(D)	(D)	1	—	—	—	—	—	—	1	—	—
312	Beverage & tobacco product mfg .....	(C)	(D)	(D)	3	1	—	—	1	—	1	—	—	—
3121	Beverage mfg .....	(C)	(D)	(D)	2	1	—	—	—	—	1	—	—	—
31211	Soft drink & ice mfg .....	(C)	(D)	(D)	2	1	—	—	—	—	1	—	—	—
313	Textile mills .....	984	6 404	23 924	7	—	—	—	1	2	3	1	—	—
3131	Fiber, yarn & thread mills .....	984	6 404	23 924	7	—	—	—	1	2	3	1	—	—
31311	Fiber, yarn & thread mills .....	984	6 404	23 924	7	—	—	—	1	2	3	1	—	—
314	Textile product mills .....	223	1 158	6 753	6	—	1	1	2	2	—	—	—	—
3141	Textile furnishings mills .....	(C)	(D)	(D)	3	—	—	—	1	2	—	—	—	—
31412	Curtain & linen mills .....	(C)	(D)	(D)	3	—	—	—	1	2	—	—	—	—
315	Apparel manufacturing .....	(E)	(D)	(D)	2	—	—	—	1	—	—	1	—	—
3159	Apparel accessories & other apparel mfg .....	(E)	(D)	(D)	1	—	—	—	—	—	—	1	—	—
31599	Apparel accessories & other apparel mfg .....	(E)	(D)	(D)	1	—	—	—	—	—	—	1	—	—
321	Wood product mfg .....	281	1 672	9 028	7	3	—	1	2	—	1	—	—	—
3219	Other wood product mfg .....	(C)	(D)	(D)	3	2	—	—	—	—	1	—	—	—
32199	All other wood product mfg .....	(C)	(D)	(D)	3	2	—	—	—	—	1	—	—	—
325	Chemical mfg .....	(F)	(D)	(D)	5	2	—	1	—	1	—	—	1	—
3254	Pharmaceutical & medicine mfg .....	(F)	(D)	(D)	2	—	—	—	—	1	—	—	1	—
32541	Pharmaceutical & medicine mfg .....	(F)	(D)	(D)	2	—	—	—	—	1	—	—	1	—
326	Plastics & rubber products mfg .....	1 132	9 389	40 458	4	—	—	—	1	1	1	—	1	—
3261	Plastics product mfg .....	1 132	9 389	40 458	4	—	—	—	1	1	1	—	1	—
32611	Unsupported plastics film, sheet, & bag mfg .....	(F)	(D)	(D)	1	—	—	—	—	—	—	—	1	—
32619	Other plastics product mfg .....	(C)	(D)	(D)	3	—	—	—	1	1	1	—	—	—
327	Nonmetallic mineral product mfg .....	505	3 432	15 185	8	2	—	1	1	2	2	—	—	—
3271	Clay product & refractory mfg .....	(E)	(D)	(D)	5	1	—	—	—	2	2	—	—	—
32712	Clay building material & refractories mfg .....	(E)	(D)	(D)	4	—	—	—	—	2	2	—	—	—
332	Fabricated metal product mfg .....	987	8 446	39 382	14	5	1	2	2	2	1	—	1	—
3321	Forging & stamping .....	(C)	(D)	(D)	1	—	—	—	—	—	1	—	—	—
33211	Forging & stamping .....	(C)	(D)	(D)	1	—	—	—	—	—	1	—	—	—
3323	Architectural & structural metals mfg .....	(C)	(D)	(D)	3	—	1	1	—	1	—	—	—	—
33232	Ornamental & architectural metal prod mfg .....	(C)	(D)	(D)	3	—	1	1	—	1	—	—	—	—
3329	Other fabricated metal product mfg .....	(F)	(D)	(D)	5	2	—	1	—	1	—	—	1	—
33299	All other fabricated metal product mfg .....	(F)	(D)	(D)	4	2	—	1	—	—	—	—	1	—
333	Machinery mfg .....	1 337	12 100	49 455	17	3	3	4	2	1	3	—	1	—
3331	Ag, construction & mining machinery mfg .....	(C)	(D)	(D)	1	—	—	—	—	—	1	—	—	—
33312	Construction machinery mfg .....	(C)	(D)	(D)	1	—	—	—	—	—	1	—	—	—
3332	Industrial machinery mfg .....	(C)	(D)	(D)	3	—	—	2	—	1	—	—	—	—
33329	Other industrial machinery mfg .....	(C)	(D)	(D)	3	—	—	2	—	1	—	—	—	—
3333	Commercial & service industry machinery mfg .....	(F)	(D)	(D)	2	—	—	1	—	—	—	—	1	—
33331	Commercial & service industry machinery mfg .....	(F)	(D)	(D)	2	—	—	1	—	—	—	—	1	—
3334	HVAC & commercial refrigeration equipment mfg .....	(C)	(D)	(D)	2	—	—	1	—	—	1	—	—	—
33341	HVAC & commercial refrigeration equipment mfg .....	(C)	(D)	(D)	2	—	—	1	—	—	1	—	—	—
3339	Other general purpose machinery mfg .....	222	2 308	9 336	5	1	2	—	1	—	1	—	—	—
33399	All other general purpose machinery mfg .....	(C)	(D)	(D)	4	1	2	—	—	—	1	—	—	—

See footnotes at end of table.

**Table 6. Counties—Employees, Payroll, and Establishments by Industry: 2002—Con.**

[Excludes most government employees, railroad employees, and self-employed persons. Size class 1 to 4 includes establishments with payroll, but no employees, during mid-March pay period. (D) denotes figures withheld to avoid disclosing data for individual companies; the data are included in broader industry totals. Detailed industries with 100 or more employees are shown if industry was not a (D). For explanation of terms, abbreviations, and data reliability/comparability, see introductory text]

NAICS code	Industry	Number of employees for week including March 12	Payroll (\$1,000)		Total number of establishments	Number of establishments by employment-size class								
			First quarter	Annual		1 to 4	5 to 9	10 to 19	20 to 49	50 to 99	100 to 249	250 to 499	500 to 999	1,000 or more
<b>LEE—Con.</b>														
<b>31-33</b>	<b>Manufacturing—Con.</b>													
336	Transportation equipment mfg . . . . .	1 111	10 697	41 116	4	—	—	1	1	—	—	1	1	—
3363	Motor vehicle parts mfg . . . . .	1 111	10 697	41 116	4	—	—	1	1	—	—	1	1	—
33631	Motor vehicle gas engine & engine parts mfg . . . . .	(F)	(D)	(D)	1	—	—	—	—	—	—	—	1	—
33635	MV transmission & power train parts mfg . . . . .	(E)	(D)	(D)	1	—	—	—	—	—	—	1	—	—
<b>42</b>	<b>Wholesale trade . . . . .</b>	<b>1 085</b>	<b>8 443</b>	<b>34 815</b>	<b>71</b>	<b>37</b>	<b>16</b>	<b>9</b>	<b>6</b>	<b>2</b>	—	<b>1</b>	—	—
421	Wholesale trade, durable goods . . . . .	473	4 326	16 742	49	26	11	7	3	2	—	—	—	—
4218	Machinery, equipment & supplies whsle . . . . .	127	1 254	4 810	16	6	4	6	—	—	—	—	—	—
4219	Miscellaneous durable goods whsle . . . . .	157	1 415	5 914	7	3	2	—	—	2	—	—	—	—
42193	Recyclable material whsle . . . . .	(C)	(D)	(D)	2	—	—	—	—	2	—	—	—	—
422	Wholesale trade, nondurable goods . . . . .	612	4 117	18 073	22	11	5	2	3	—	—	1	—	—
4229	Miscellaneous nondurable goods whsle . . . . .	(E)	(D)	(D)	6	3	1	—	1	—	—	1	—	—
42294	Tobacco & tobacco product whsle . . . . .	(E)	(D)	(D)	1	—	—	—	—	—	—	1	—	—
<b>44-45</b>	<b>Retail trade . . . . .</b>	<b>3 021</b>	<b>14 747</b>	<b>61 268</b>	<b>270</b>	<b>121</b>	<b>75</b>	<b>41</b>	<b>21</b>	<b>10</b>	<b>2</b>	—	—	—
441	Motor vehicle & parts dealers . . . . .	474	3 824	16 643	38	19	3	9	6	1	—	—	—	—
4411	Automobile dealers . . . . .	291	2 554	10 793	21	14	1	—	5	1	—	—	—	—
44111	New car dealers . . . . .	265	2 446	10 297	8	2	—	—	5	1	—	—	—	—
441110	New car dealers . . . . .	265	2 446	10 297	8	2	—	—	5	1	—	—	—	—
4413	Automotive parts, accessories & tire stores . . . . .	125	594	2 429	14	5	2	7	—	—	—	—	—	—
444	Bldg material & garden equip & supp dealers . . . . .	342	2 181	9 330	28	15	5	5	1	1	1	—	—	—
4441	Building material & supplies dealers . . . . .	306	2 050	8 823	22	11	4	5	—	1	1	—	—	—
44411	Home centers . . . . .	(C)	(D)	(D)	1	—	—	—	—	—	1	—	—	—
44419	Other building material dealers . . . . .	161	1 429	6 196	16	6	4	5	—	1	—	—	—	—
444190	Other building material dealers . . . . .	161	1 429	6 196	16	6	4	5	—	1	—	—	—	—
445	Food & beverage stores . . . . .	659	2 288	8 986	39	16	11	1	6	5	—	—	—	—
4451	Grocery stores . . . . .	613	2 133	8 381	29	10	8	—	6	5	—	—	—	—
44511	Grocery (except convenience) stores . . . . .	553	1 928	7 520	14	2	1	—	6	5	—	—	—	—
445110	Grocery (except convenience) stores . . . . .	553	1 928	7 520	14	2	1	—	6	5	—	—	—	—
446	Health & personal care stores . . . . .	169	771	3 201	15	6	1	4	4	—	—	—	—	—
4461	Health & personal care stores . . . . .	169	771	3 201	15	6	1	4	4	—	—	—	—	—
44611	Pharmacies & drug stores . . . . .	142	638	2 721	7	—	—	3	4	—	—	—	—	—
446110	Pharmacies & drug stores . . . . .	142	638	2 721	7	—	—	3	4	—	—	—	—	—
447	Gasoline stations . . . . .	217	773	3 178	32	9	17	6	—	—	—	—	—	—
4471	Gasoline stations . . . . .	217	773	3 178	32	9	17	6	—	—	—	—	—	—
44711	Gasoline stations with convenience stores . . . . .	203	724	2 914	27	6	15	6	—	—	—	—	—	—
447110	Gasoline stations with convenience stores . . . . .	203	724	2 914	27	6	15	6	—	—	—	—	—	—
448	Clothing & clothing accessories stores . . . . .	220	699	2 828	28	13	6	7	2	—	—	—	—	—
4481	Clothing stores . . . . .	144	416	1 606	15	8	1	4	2	—	—	—	—	—
452	General merchandise stores . . . . .	488	1 816	7 580	15	3	6	2	1	2	1	—	—	—
4521	Department stores . . . . .	390	1 514	6 367	3	—	—	—	—	2	1	—	—	—
45211	Department stores . . . . .	390	1 514	6 367	3	—	—	—	—	2	1	—	—	—
452110	Department stores . . . . .	390	1 514	6 367	3	—	—	—	—	2	1	—	—	—
453	Miscellaneous store retailers . . . . .	259	1 521	5 899	38	24	9	3	1	1	—	—	—	—
4539	Other miscellaneous store retailers . . . . .	163	1 236	4 665	17	9	6	1	—	1	—	—	—	—
45393	Manufactured (mobile) home dealers . . . . .	151	1 195	4 476	11	3	6	1	—	1	—	—	—	—
453930	Manufactured (mobile) home dealers . . . . .	151	1 195	4 476	11	3	6	1	—	1	—	—	—	—
<b>48-49</b>	<b>Transportation &amp; warehousing . . . . .</b>	<b>231</b>	<b>1 511</b>	<b>7 111</b>	<b>28</b>	<b>14</b>	<b>8</b>	<b>2</b>	<b>3</b>	<b>1</b>	—	—	—	—
484	Truck transportation . . . . .	(C)	(D)	(D)	21	11	5	2	2	1	—	—	—	—
4841	General freight trucking . . . . .	107	851	4 052	10	6	1	1	1	1	—	—	—	—
48412	General freight trucking, long-distance . . . . .	100	831	3 978	7	3	1	1	1	1	—	—	—	—
<b>51</b>	<b>Information . . . . .</b>	<b>229</b>	<b>1 627</b>	<b>6 525</b>	<b>16</b>	<b>6</b>	<b>4</b>	<b>3</b>	<b>1</b>	<b>2</b>	—	—	—	—
513	Broadcasting & telecommunications . . . . .	126	1 110	4 581	9	3	2	2	1	1	—	—	—	—
<b>52</b>	<b>Finance &amp; insurance . . . . .</b>	<b>460</b>	<b>3 605</b>	<b>14 281</b>	<b>83</b>	<b>45</b>	<b>22</b>	<b>11</b>	<b>5</b>	—	—	—	—	—
522	Credit intermediation & related activities . . . . .	316	2 160	8 480	45	19	15	7	4	—	—	—	—	—
5221	Depository credit intermediation . . . . .	(C)	(D)	(D)	22	4	9	6	3	—	—	—	—	—
52211	Commercial banking . . . . .	201	1 300	4 979	21	4	9	6	2	—	—	—	—	—
522110	Commercial banking . . . . .	201	1 300	4 979	21	4	9	6	2	—	—	—	—	—
<b>53</b>	<b>Real estate &amp; rental &amp; leasing . . . . .</b>	<b>362</b>	<b>1 922</b>	<b>8 232</b>	<b>77</b>	<b>63</b>	<b>8</b>	<b>5</b>	—	—	<b>1</b>	—	—	—
531	Real estate . . . . .	134	714	2 915	56	50	5	1	—	—	—	—	—	—
532	Rental & leasing services . . . . .	228	1 208	5 317	21	13	3	4	—	—	1	—	—	—
5324	Commercial, industrial equip rental & leasing . . . . .	(C)	(D)	(D)	6	4	—	1	—	—	1	—	—	—
53241	Const, trans, mining equip rental & leasing . . . . .	(C)	(D)	(D)	3	2	—	—	—	—	1	—	—	—
<b>54</b>	<b>Professional, scientific &amp; technical services . . . . .</b>	<b>344</b>	<b>2 159</b>	<b>9 932</b>	<b>76</b>	<b>54</b>	<b>12</b>	<b>7</b>	<b>3</b>	—	—	—	—	—
541	Professional, scientific & technical services . . . . .	344	2 159	9 932	76	54	12	7	3	—	—	—	—	—
5412	Accounting, tax prep, bookkeep, payroll services . . . . .	100	637	3 128	19	14	2	1	2	—	—	—	—	—
54121	Accounting, tax prep, bookkeep, payroll services . . . . .	100	637	3 128	19	14	2	1	2	—	—	—	—	—
<b>55</b>	<b>Management of companies &amp; enterprises . . . . .</b>	<b>(B)</b>	<b>(D)</b>	<b>(D)</b>	<b>3</b>	<b>1</b>	<b>1</b>	<b>1</b>	—	—	—	—	—	—

See footnotes at end of table.

**Table 6. Counties—Employees, Payroll, and Establishments by Industry: 2002—Con.**

[Excludes most government employees, railroad employees, and self-employed persons. Size class 1 to 4 includes establishments with payroll, but no employees, during mid-March pay period. (D) denotes figures withheld to avoid disclosing data for individual companies; the data are included in broader industry totals. Detailed industries with 100 or more employees are shown if industry was not a (D). For explanation of terms, abbreviations, and data reliability/comparability, see introductory text]

NAICS code	Industry	Number of employees for week including March 12	Payroll (\$1,000)		Total number of establishments	Number of establishments by employment-size class									
			First quarter	Annual		1 to 4	5 to 9	10 to 19	20 to 49	50 to 99	100 to 249	250 to 499	500 to 999	1,000 or more	
<b>LEE—Con.</b>															
<b>56</b>	<b>Admin. support, waste mgt, remediation services</b>	<b>893</b>	<b>3 277</b>	<b>17 363</b>	<b>47</b>	<b>26</b>	<b>12</b>	<b>5</b>	<b>1</b>	—	<b>2</b>	<b>1</b>	—	—	
561	Administrative & support services	(F)	(D)	(D)	46	26	11	5	1	—	2	1	—	—	
5613	Employment services	679	2 334	13 152	3	—	—	—	—	—	2	1	—	—	
56132	Temporary help services	679	2 334	13 152	3	—	—	—	—	—	2	1	—	—	
561320	Temporary help services	679	2 334	13 152	3	—	—	—	—	—	2	1	—	—	
5617	Services to buildings & dwellings	158	617	2 743	32	18	10	3	1	—	—	—	—	—	
<b>61</b>	<b>Educational services</b>	<b>77</b>	<b>242</b>	<b>998</b>	<b>9</b>	<b>5</b>	<b>3</b>	—	<b>1</b>	—	—	—	—	—	
<b>62</b>	<b>Health care and social assistance</b>	<b>2 335</b>	<b>14 945</b>	<b>65 038</b>	<b>127</b>	<b>39</b>	<b>39</b>	<b>29</b>	<b>12</b>	<b>5</b>	<b>2</b>	—	<b>1</b>	—	
621	Ambulatory health care services	985	7 719	34 345	80	25	27	18	7	1	2	—	—	—	
6211	Offices of physicians	434	4 828	21 101	34	9	8	10	6	1	—	—	—	—	
62111	Offices of physicians	434	4 828	21 101	34	9	8	10	6	1	—	—	—	—	
6212	Offices of dentists	149	1 339	6 323	21	5	12	3	1	—	—	—	—	—	
62121	Offices of dentists	149	1 339	6 323	21	5	12	3	1	—	—	—	—	—	
621210	Offices of dentists	149	1 339	6 323	21	5	12	3	1	—	—	—	—	—	
6216	Home health care services	304	973	4 460	7	2	1	2	—	—	2	—	—	—	
62161	Home health care services	304	973	4 460	7	2	1	2	—	—	2	—	—	—	
621610	Home health care services	304	973	4 460	7	2	1	2	—	—	2	—	—	—	
622	Hospitals	(F)	(D)	(D)	1	—	—	—	—	—	—	—	1	—	
6221	General medical & surgical hospitals	(F)	(D)	(D)	1	—	—	—	—	—	—	—	1	—	
62211	General medical & surgical hospitals	(F)	(D)	(D)	1	—	—	—	—	—	—	—	1	—	
623	Nursing & residential care facilities	426	1 700	7 129	17	3	2	4	4	4	—	—	—	—	
6231	Nursing care facilities	(C)	(D)	(D)	3	1	—	—	—	—	2	—	—	—	
62311	Nursing care facilities	(C)	(D)	(D)	3	1	—	—	—	—	2	—	—	—	
6232	Residential mental retardation, health facil	(C)	(D)	(D)	8	1	1	4	1	1	—	—	—	—	
62321	Residential mental retardation facilities	(C)	(D)	(D)	8	1	1	4	1	1	—	—	—	—	
6233	Community care facilities for the elderly	(C)	(D)	(D)	6	1	1	—	3	1	—	—	—	—	
62331	Community care facilities for the elderly	(C)	(D)	(D)	6	1	1	—	3	1	—	—	—	—	
623312	Homes for the elderly	142	459	2 011	5	1	1	—	2	1	—	—	—	—	
624	Social assistance	(C)	(D)	(D)	29	11	10	7	1	—	—	—	—	—	
6244	Child day care services	134	386	1 763	20	7	8	5	—	—	—	—	—	—	
62441	Child day care services	134	386	1 763	20	7	8	5	—	—	—	—	—	—	
624410	Child day care services	134	386	1 763	20	7	8	5	—	—	—	—	—	—	
<b>71</b>	<b>Arts, entertainment &amp; recreation</b>	<b>356</b>	<b>969</b>	<b>4 345</b>	<b>26</b>	<b>10</b>	<b>5</b>	<b>5</b>	<b>4</b>	<b>2</b>	—	—	—	—	
713	Amusement, gambling & recreation industries	(E)	(D)	(D)	24	9	5	4	4	2	—	—	—	—	
7139	Other amusement & recreation industries	(E)	(D)	(D)	22	8	4	4	4	2	—	—	—	—	
71391	Golf courses & country clubs	139	486	2 282	4	—	—	1	2	1	—	—	—	—	
713910	Golf courses & country clubs	139	486	2 282	4	—	—	1	2	1	—	—	—	—	
<b>72</b>	<b>Accommodation &amp; food services</b>	<b>1 791</b>	<b>4 077</b>	<b>17 507</b>	<b>95</b>	<b>28</b>	<b>13</b>	<b>21</b>	<b>28</b>	<b>3</b>	<b>2</b>	—	—	—	
721	Accommodation	150	388	1 634	9	2	—	4	3	—	—	—	—	—	
7211	Traveler accommodation	150	388	1 634	9	2	—	4	3	—	—	—	—	—	
72111	Hotels (exc casino hotels) & motels	150	388	1 634	9	2	—	4	3	—	—	—	—	—	
721110	Hotels (exc casino hotels) & motels	150	388	1 634	9	2	—	4	3	—	—	—	—	—	
722	Food services & drinking places	1 641	3 689	15 873	86	26	13	17	25	3	2	—	—	—	
7221	Full-service restaurants	684	1 510	6 524	44	14	7	12	9	2	—	—	—	—	
72211	Full-service restaurants	684	1 510	6 524	44	14	7	12	9	2	—	—	—	—	
722110	Full-service restaurants	684	1 510	6 524	44	14	7	12	9	2	—	—	—	—	
7222	Limited-service eating places	855	1 858	7 954	34	8	4	5	14	1	2	—	—	—	
72221	Limited-service eating places	855	1 858	7 954	34	8	4	5	14	1	2	—	—	—	
722211	Limited-service restaurants	855	1 858	7 954	34	8	4	5	14	1	2	—	—	—	
<b>81</b>	<b>Other services (except public administration)</b>	<b>766</b>	<b>3 141</b>	<b>12 628</b>	<b>162</b>	<b>105</b>	<b>34</b>	<b>18</b>	<b>4</b>	<b>1</b>	—	—	—	—	
811	Repair & maintenance	194	1 083	4 162	55	41	9	5	—	—	—	—	—	—	
8111	Automotive repair & maintenance	143	784	2 970	39	28	7	4	—	—	—	—	—	—	
812	Personal & laundry services	156	574	2 548	29	16	6	6	1	—	—	—	—	—	
813	Religious, grantmaking, civic, prof & like organizations	416	1 484	5 918	78	48	19	7	3	1	—	—	—	—	
8131	Religious organizations	344	1 160	4 647	60	37	14	5	3	1	—	—	—	—	
81311	Religious organizations	344	1 160	4 647	60	37	14	5	3	1	—	—	—	—	
813110	Religious organizations	344	1 160	4 647	60	37	14	5	3	1	—	—	—	—	
<b>95</b>	<b>Auxiliaries (exc corporate, subsidiary &amp; regional mgt)</b>	<b>(A)</b>	<b>(D)</b>	<b>(D)</b>	<b>1</b>	—	—	<b>1</b>	—	—	—	—	—	—	
<b>99</b>	<b>Unclassified establishments</b>	<b>5</b>	<b>13</b>	<b>33</b>	<b>4</b>	<b>4</b>	—	—	—	—	—	—	—	—	

See footnotes at end of table.

**Table 6. Counties—Employees, Payroll, and Establishments by Industry: 2002—Con.**

[Excludes most government employees, railroad employees, and self-employed persons. Size class 1 to 4 includes establishments with payroll, but no employees, during mid-March pay period. (D) denotes figures withheld to avoid disclosing data for individual companies; the data are included in broader industry totals. Detailed industries with 100 or more employees are shown if industry was not a (D). For explanation of terms, abbreviations, and data reliability/comparability, see introductory text]

NAICS code	Industry	Number of employees for week including March 12	Payroll (\$1,000)		Total number of establishments	Number of establishments by employment-size class								
			First quarter	Annual		1 to 4	5 to 9	10 to 19	20 to 49	50 to 99	100 to 249	250 to 499	500 to 999	1,000 or more
<b>LENOIR</b>														
	<b>Total .....</b>	<b>23 698</b>	<b>139 901</b>	<b>596 376</b>	<b>1 478</b>	<b>738</b>	<b>321</b>	<b>199</b>	<b>135</b>	<b>53</b>	<b>19</b>	<b>9</b>	<b>2</b>	<b>2</b>
11	<b>Forestry, fishing, hunting, and agriculture support .....</b>	<b>20</b>	<b>129</b>	<b>588</b>	<b>8</b>	<b>6</b>	<b>2</b>	—	—	—	—	—	—	—
22	<b>Utilities .....</b>	<b>56</b>	<b>661</b>	<b>2 266</b>	<b>5</b>	<b>1</b>	<b>2</b>	<b>1</b>	<b>1</b>	—	—	—	—	—
23	<b>Construction .....</b>	<b>1 620</b>	<b>10 740</b>	<b>51 170</b>	<b>168</b>	<b>97</b>	<b>28</b>	<b>22</b>	<b>12</b>	<b>9</b>	—	—	—	—
233	Building, developing & general contracting .....	353	3 120	17 102	37	22	5	6	1	3	—	—	—	—
2333	Nonresidential building construction .....	(C)	(D)	(D)	13	3	4	3	1	2	—	—	—	—
23332	Commercial & institutional bldg construction ..	200	2 229	13 036	12	3	4	2	1	2	—	—	—	—
233320	Commercial & institutional bldg construction ..	200	2 229	13 036	12	3	4	2	1	2	—	—	—	—
234	Heavy construction .....	293	2 244	10 491	17	8	4	—	2	3	—	—	—	—
2341	Highway, street, bridge & tunnel construction ...	142	1 073	5 173	6	2	1	—	1	2	—	—	—	—
23411	Highway & street construction .....	142	1 073	5 173	6	2	1	—	1	2	—	—	—	—
234110	Highway & street construction .....	142	1 073	5 173	6	2	1	—	1	2	—	—	—	—
2349	Other heavy construction .....	151	1 171	5 318	11	6	3	—	1	1	—	—	—	—
235	Special trade contractors .....	974	5 376	23 577	114	67	19	16	9	3	—	—	—	—
2351	Plumbing, heating & AC contractor .....	216	1 779	6 817	21	11	4	3	2	1	—	—	—	—
23511	Plumbing, heating & AC contractor .....	216	1 779	6 817	21	11	4	3	2	1	—	—	—	—
235110	Plumbing, heating & AC contractor .....	216	1 779	6 817	21	11	4	3	2	1	—	—	—	—
2352	Painting & wall covering contractors .....	100	504	2 101	9	4	—	4	1	—	—	—	—	—
23521	Painting & wall covering contractors .....	100	504	2 101	9	4	—	4	1	—	—	—	—	—
235210	Painting & wall covering contractors .....	100	504	2 101	9	4	—	4	1	—	—	—	—	—
2353	Electrical contractors .....	194	1 128	5 357	17	10	4	—	2	1	—	—	—	—
23531	Electrical contractors .....	194	1 128	5 357	17	10	4	—	2	1	—	—	—	—
235310	Electrical contractors .....	194	1 128	5 357	17	10	4	—	2	1	—	—	—	—
2354	Masonry, drywall, insulation, tile contractors ....	111	382	2 174	22	14	4	3	1	—	—	—	—	—
2356	Roofing, siding, & sheet metal contractors .....	139	719	3 386	9	5	1	1	1	1	—	—	—	—
23561	Roofing, siding, & sheet metal contractors ...	139	719	3 386	9	5	1	1	1	1	—	—	—	—
235610	Roofing, siding, & sheet metal contractors ...	139	719	3 386	9	5	1	1	1	1	—	—	—	—
31-33	<b>Manufacturing .....</b>	<b>4 710</b>	<b>33 229</b>	<b>141 249</b>	<b>64</b>	<b>23</b>	<b>8</b>	<b>7</b>	<b>9</b>	<b>4</b>	<b>5</b>	<b>6</b>	<b>2</b>	—
311	Food mfg .....	(F)	(D)	(D)	4	1	1	1	—	—	—	1	—	—
3116	Animal slaughtering & processing .....	(E)	(D)	(D)	1	—	—	—	—	—	—	1	—	—
31161	Animal slaughtering & processing .....	(E)	(D)	(D)	1	—	—	—	—	—	—	1	—	—
313	Textile mills .....	(C)	(D)	(D)	1	—	—	—	—	—	1	—	—	—
3131	Fiber, yarn & thread mills .....	(C)	(D)	(D)	1	—	—	—	—	—	1	—	—	—
31311	Fiber, yarn & thread mills .....	(C)	(D)	(D)	1	—	—	—	—	—	1	—	—	—
314	Textile product mills .....	(E)	(D)	(D)	2	—	—	—	1	—	—	1	—	—
3149	Other textile product mills .....	(E)	(D)	(D)	2	—	—	—	1	—	—	1	—	—
31499	All other textile product mills .....	(E)	(D)	(D)	2	—	—	—	1	—	—	1	—	—
322	Paper mfg .....	(C)	(D)	(D)	2	—	1	—	—	—	1	—	—	—
3222	Converted paper product mfg .....	(C)	(D)	(D)	2	—	1	—	—	—	1	—	—	—
32221	Paperboard container mfg .....	(C)	(D)	(D)	1	—	—	—	—	—	1	—	—	—
325	Chemical mfg .....	(F)	(D)	(D)	4	1	1	—	1	—	—	—	1	—
3252	Resin, syn rubber, artf & syn fibers, fil mfg .....	(F)	(D)	(D)	1	—	—	—	—	—	—	—	1	—
32522	Artificial & synthetic fibers, filaments mfg .....	(F)	(D)	(D)	1	—	—	—	—	—	—	—	1	—
326	Plastics & rubber products mfg .....	448	4 063	15 729	5	—	1	—	2	—	1	1	—	—
3261	Plastics product mfg .....	(C)	(D)	(D)	4	—	1	—	2	—	1	—	—	—
32619	Other plastics product mfg .....	(C)	(D)	(D)	2	—	—	—	1	—	1	—	—	—
3262	Rubber product mfg .....	(E)	(D)	(D)	1	—	—	—	—	—	—	1	—	—
32629	Other rubber product mfg .....	(E)	(D)	(D)	1	—	—	—	—	—	—	1	—	—
327	Nonmetallic mineral product mfg .....	373	2 583	11 809	6	1	1	2	1	—	—	1	—	—
3271	Clay product & refractory mfg .....	(E)	(D)	(D)	1	—	—	—	—	—	—	1	—	—
32711	Pottery, ceramics & plumbing fixture mfg .....	(E)	(D)	(D)	1	—	—	—	—	—	—	1	—	—
333	Machinery mfg .....	421	3 002	14 690	4	1	—	—	1	1	—	1	—	—
3339	Other general purpose machinery mfg .....	(E)	(D)	(D)	3	1	—	—	1	—	—	1	—	—
33392	Material handling equipment mfg .....	(E)	(D)	(D)	1	—	—	—	—	—	—	1	—	—
335	Electrical equip, appliance & component mfg .....	848	5 581	24 976	4	1	—	—	—	—	2	—	1	—
3352	Household appliance mfg .....	(F)	(D)	(D)	1	—	—	—	—	—	—	—	1	—
33522	Major appliance mfg .....	(F)	(D)	(D)	1	—	—	—	—	—	—	—	1	—
3353	Electrical equipment mfg .....	(C)	(D)	(D)	1	—	—	—	—	—	1	—	—	—
33531	Electrical equipment mfg .....	(C)	(D)	(D)	1	—	—	—	—	—	1	—	—	—
3359	Other electrical equipment & component mfg ...	(C)	(D)	(D)	2	1	—	—	—	—	1	—	—	—
33593	Wiring device mfg .....	(C)	(D)	(D)	1	—	—	—	—	—	1	—	—	—
337	Furniture & related product mfg .....	(E)	(D)	(D)	5	2	—	1	—	1	—	1	—	—
3371	HH & institutional furniture & kitchen cabinet mfg .....	(E)	(D)	(D)	4	2	—	1	—	—	—	1	—	—
33711	Wood kitchen cabinet & countertop mfg .....	(E)	(D)	(D)	4	2	—	1	—	—	—	1	—	—

See footnotes at end of table.

**Table 6. Counties—Employees, Payroll, and Establishments by Industry: 2002—Con.**

[Excludes most government employees, railroad employees, and self-employed persons. Size class 1 to 4 includes establishments with payroll, but no employees, during mid-March pay period. (D) denotes figures withheld to avoid disclosing data for individual companies; the data are included in broader industry totals. Detailed industries with 100 or more employees are shown if industry was not a (D). For explanation of terms, abbreviations, and data reliability/comparability, see introductory text]

NAICS code	Industry	Number of employees for week including March 12	Payroll (\$1,000)		Total number of establishments	Number of establishments by employment-size class								
			First quarter	Annual		1 to 4	5 to 9	10 to 19	20 to 49	50 to 99	100 to 249	250 to 499	500 to 999	1,000 or more
<b>LENOIR—Con.</b>														
<b>42</b>	<b>Wholesale trade</b>	<b>927</b>	<b>7 157</b>	<b>29 176</b>	<b>69</b>	<b>34</b>	<b>18</b>	<b>8</b>	<b>5</b>	<b>1</b>	<b>3</b>	—	—	—
421	Wholesale trade, durable goods	337	2 499	10 840	39	19	12	6	1	1	—	—	—	—
4214	Professional & commercial equip & supp whse	131	882	3 721	8	4	2	1	—	1	—	—	—	—
422	Wholesale trade, nondurable goods	590	4 658	18 336	30	15	6	2	4	—	3	—	—	—
4222	Drugs & druggists' sundries whse	(C)	(D)	(D)	2	—	—	—	1	—	1	—	—	—
42221	Drugs & druggists' sundries whse	(C)	(D)	(D)	2	—	—	—	1	—	1	—	—	—
4224	Grocery & related product whse	158	1 326	5 139	8	3	2	1	1	—	1	—	—	—
42241	General line grocery whse	(C)	(D)	(D)	4	2	1	—	—	—	1	—	—	—
4229	Miscellaneous nondurable goods whse	215	1 437	5 726	9	4	1	2	—	1	—	—	—	—
42294	Tobacco & tobacco product whse	(C)	(D)	(D)	1	—	—	—	—	—	1	—	—	—
<b>44-45</b>	<b>Retail trade</b>	<b>3 584</b>	<b>16 344</b>	<b>67 496</b>	<b>339</b>	<b>165</b>	<b>87</b>	<b>50</b>	<b>26</b>	<b>9</b>	<b>1</b>	<b>1</b>	—	—
441	Motor vehicle & parts dealers	488	4 279	17 399	49	26	9	9	3	2	—	—	—	—
4411	Automobile dealers	332	3 422	13 978	22	13	1	3	3	2	—	—	—	—
44111	New car dealers	299	3 170	12 926	10	2	1	2	3	2	—	—	—	—
441110	New car dealers	299	3 170	12 926	10	2	1	2	3	2	—	—	—	—
4413	Automotive parts, accessories & tire stores	(C)	(D)	(D)	25	11	8	6	—	—	—	—	—	—
44131	Automotive parts, accessories & tire stores	116	609	2 487	18	8	4	6	—	—	—	—	—	—
441310	Automotive parts, accessories & tire stores	116	609	2 487	18	8	4	6	—	—	—	—	—	—
442	Furniture & home furnishing stores	158	526	2 107	19	8	5	4	2	—	—	—	—	—
4421	Furniture stores	124	387	1 590	11	3	3	3	2	—	—	—	—	—
44211	Furniture stores	124	387	1 590	11	3	3	3	2	—	—	—	—	—
442110	Furniture stores	124	387	1 590	11	3	3	3	2	—	—	—	—	—
444	Bldg material & garden equip & supp dealers	277	1 705	7 171	40	19	10	10	1	—	—	—	—	—
4441	Building material & supplies dealers	206	1 341	5 563	29	15	5	9	—	—	—	—	—	—
44419	Other building material dealers	116	923	3 896	13	5	2	6	—	—	—	—	—	—
444190	Other building material dealers	116	923	3 896	13	5	2	6	—	—	—	—	—	—
445	Food & beverage stores	767	2 639	10 593	42	17	6	5	10	4	—	—	—	—
4451	Grocery stores	(F)	(D)	(D)	37	14	5	4	10	4	—	—	—	—
44511	Grocery (except convenience) stores	685	2 326	9 220	23	6	1	2	10	4	—	—	—	—
445110	Grocery (except convenience) stores	685	2 326	9 220	23	6	1	2	10	4	—	—	—	—
446	Health & personal care stores	125	864	3 859	18	9	5	2	2	—	—	—	—	—
4461	Health & personal care stores	125	864	3 859	18	9	5	2	2	—	—	—	—	—
44611	Pharmacies & drug stores	107	774	3 475	10	2	4	2	2	—	—	—	—	—
446110	Pharmacies & drug stores	107	774	3 475	10	2	4	2	2	—	—	—	—	—
447	Gasoline stations	224	763	3 059	45	26	14	5	—	—	—	—	—	—
4471	Gasoline stations	224	763	3 059	45	26	14	5	—	—	—	—	—	—
44711	Gasoline stations with convenience stores	182	589	2 400	36	21	10	5	—	—	—	—	—	—
447110	Gasoline stations with convenience stores	182	589	2 400	36	21	10	5	—	—	—	—	—	—
448	Clothing & clothing accessories stores	305	850	3 458	32	14	11	4	2	1	—	—	—	—
4481	Clothing stores	237	643	2 699	21	10	5	3	2	1	—	—	—	—
44814	Family clothing stores	165	525	2 210	9	2	3	1	2	1	—	—	—	—
448140	Family clothing stores	165	525	2 210	9	2	3	1	2	1	—	—	—	—
452	General merchandise stores	674	2 354	10 299	23	6	8	3	3	2	—	1	—	—
4521	Department stores	475	1 703	7 406	3	—	—	—	—	2	—	1	—	—
45211	Department stores	475	1 703	7 406	3	—	—	—	—	2	—	1	—	—
452110	Department stores	475	1 703	7 406	3	—	—	—	—	2	—	1	—	—
4529	Other general merchandise stores	199	651	2 893	20	6	8	3	3	—	—	—	—	—
45299	All other general merchandise stores	199	651	2 893	20	6	8	3	3	—	—	—	—	—
452990	All other general merchandise stores	199	651	2 893	20	6	8	3	3	—	—	—	—	—
453	Miscellaneous store retailers	166	663	2 617	35	23	8	3	1	—	—	—	—	—
454	Nonstore retailers	236	1 101	4 331	9	2	4	2	—	—	1	—	—	—
4542	Vending machine operators	(C)	(D)	(D)	2	1	—	—	—	—	1	—	—	—
45421	Vending machine operators	(C)	(D)	(D)	2	1	—	—	—	—	1	—	—	—
<b>48-49</b>	<b>Transportation &amp; warehousing</b>	<b>467</b>	<b>3 435</b>	<b>14 559</b>	<b>44</b>	<b>22</b>	<b>6</b>	<b>9</b>	<b>5</b>	<b>2</b>	—	—	—	—
484	Truck transportation	320	2 570	10 884	28	14	4	5	3	2	—	—	—	—
4841	General freight trucking	284	2 352	10 058	21	10	2	4	3	2	—	—	—	—
48412	General freight trucking, long-distance	198	1 731	7 556	13	5	2	2	3	1	—	—	—	—
<b>51</b>	<b>Information</b>	<b>147</b>	<b>1 407</b>	<b>5 345</b>	<b>17</b>	<b>9</b>	<b>2</b>	<b>2</b>	<b>4</b>	—	—	—	—	—
513	Broadcasting & telecommunications	129	1 370	5 159	14	7	2	1	4	—	—	—	—	—
<b>52</b>	<b>Finance &amp; insurance</b>	<b>691</b>	<b>5 006</b>	<b>20 302</b>	<b>104</b>	<b>57</b>	<b>27</b>	<b>14</b>	<b>6</b>	—	—	—	—	—
522	Credit intermediation & related activities	384	2 298	8 487	48	18	20	6	4	—	—	—	—	—
5221	Depository credit intermediation	286	1 611	5 866	26	4	14	4	4	—	—	—	—	—
52211	Commercial banking	228	1 288	4 466	20	2	11	4	3	—	—	—	—	—
522110	Commercial banking	228	1 288	4 466	20	2	11	4	3	—	—	—	—	—
524	Insurance carriers & related activities	(C)	(D)	(D)	45	33	5	6	1	—	—	—	—	—
5242	Agencies & other insurance related activities	(C)	(D)	(D)	42	33	5	4	—	—	—	—	—	—
52421	Insurance agencies & brokerages	144	1 047	4 456	40	31	5	4	—	—	—	—	—	—
524210	Insurance agencies & brokerages	144	1 047	4 456	40	31	5	4	—	—	—	—	—	—
<b>53</b>	<b>Real estate &amp; rental &amp; leasing</b>	<b>195</b>	<b>926</b>	<b>4 088</b>	<b>44</b>	<b>29</b>	<b>11</b>	<b>3</b>	<b>1</b>	—	—	—	—	—
532	Rental & leasing services	106	541	2 129	16	7	6	2	1	—	—	—	—	—

See footnotes at end of table.

**Table 6. Counties—Employees, Payroll, and Establishments by Industry: 2002—Con.**

[Excludes most government employees, railroad employees, and self-employed persons. Size class 1 to 4 includes establishments with payroll, but no employees, during mid-March pay period. (D) denotes figures withheld to avoid disclosing data for individual companies; the data are included in broader industry totals. Detailed industries with 100 or more employees are shown if industry was not a (D). For explanation of terms, abbreviations, and data reliability/comparability, see introductory text]

NAICS code	Industry	Number of employees for week including March 12	Payroll (\$1,000)		Total number of establishments	Number of establishments by employment-size class									
			First quarter	Annual		1 to 4	5 to 9	10 to 19	20 to 49	50 to 99	100 to 249	250 to 499	500 to 999	1,000 or more	
<b>LENOIR—Con.</b>															
<b>54</b>	<b>Professional, scientific &amp; technical services</b>	<b>603</b>	<b>3 125</b>	<b>13 564</b>	<b>82</b>	<b>53</b>	<b>17</b>	<b>4</b>	<b>6</b>	<b>2</b>	—	—	—	—	
541	Professional, scientific & technical services	603	3 125	13 564	82	53	17	4	6	2	—	—	—	—	
5411	Legal services	124	1 082	5 091	19	14	2	1	2	—	—	—	—	—	
54111	Offices of lawyers	124	1 082	5 091	19	14	2	1	2	—	—	—	—	—	
541110	Offices of lawyers	124	1 082	5 091	19	14	2	1	2	—	—	—	—	—	
5412	Accounting, tax prep, bookkeep, payroll services	285	1 111	4 462	24	12	7	1	2	2	—	—	—	—	
54121	Accounting, tax prep, bookkeep, payroll services	285	1 111	4 462	24	12	7	1	2	2	—	—	—	—	
541213	Tax preparation services	139	161	232	4	—	2	—	1	1	—	—	—	—	
<b>55</b>	<b>Management of companies &amp; enterprises</b>	<b>253</b>	<b>3 069</b>	<b>14 011</b>	<b>10</b>	<b>2</b>	<b>3</b>	<b>1</b>	<b>2</b>	<b>2</b>	—	—	—	—	
551	Management of companies & enterprises	253	3 069	14 011	10	2	3	1	2	2	—	—	—	—	
5511	Management of companies & enterprises	253	3 069	14 011	10	2	3	1	2	2	—	—	—	—	
55111	Management of companies & enterprises	253	3 069	14 011	10	2	3	1	2	2	—	—	—	—	
<b>56</b>	<b>Admin, support, waste mgt, remediation services</b>	<b>1 222</b>	<b>4 664</b>	<b>22 546</b>	<b>41</b>	<b>18</b>	<b>6</b>	<b>5</b>	<b>6</b>	<b>3</b>	<b>2</b>	<b>1</b>	—	—	
561	Administrative & support services	(G)	(D)	(D)	38	17	5	5	5	3	2	1	—	—	
5613	Employment services	767	2 816	14 247	6	—	—	—	1	3	1	1	—	—	
56132	Temporary help services	(F)	(D)	(D)	4	—	—	—	—	2	1	1	—	—	
5616	Investigation & security services	(C)	(D)	(D)	4	2	—	1	—	—	1	—	—	—	
56161	Investigation, guard & armored car services	(C)	(D)	(D)	1	—	—	—	—	—	1	—	—	—	
5617	Services to buildings & dwellings	115	368	1 618	21	14	3	2	2	—	—	—	—	—	
<b>61</b>	<b>Educational services</b>	<b>237</b>	<b>1 042</b>	<b>4 210</b>	<b>7</b>	<b>4</b>	—	—	<b>1</b>	<b>1</b>	<b>1</b>	—	—	—	
611	Educational services	237	1 042	4 210	7	4	—	—	1	1	1	—	—	—	
6111	Elementary & secondary schools	229	1 029	4 078	3	—	—	—	1	1	1	—	—	—	
61111	Elementary & secondary schools	229	1 029	4 078	3	—	—	—	1	1	1	—	—	—	
611110	Elementary & secondary schools	229	1 029	4 078	3	—	—	—	1	1	1	—	—	—	
<b>62</b>	<b>Health care and social assistance</b>	<b>5 827</b>	<b>38 614</b>	<b>163 221</b>	<b>184</b>	<b>64</b>	<b>50</b>	<b>33</b>	<b>20</b>	<b>9</b>	<b>5</b>	<b>1</b>	—	<b>2</b>	
621	Ambulatory health care services	1 590	11 069	52 691	96	31	29	16	12	6	2	—	—	—	
6211	Offices of physicians	529	6 189	30 982	41	13	10	9	7	2	—	—	—	—	
62111	Offices of physicians	529	6 189	30 982	41	13	10	9	7	2	—	—	—	—	
621111	Offices of physicians (exc mental health)	529	6 189	30 982	41	13	10	9	7	2	—	—	—	—	
6212	Offices of dentists	134	1 045	5 146	19	4	12	3	—	—	—	—	—	—	
62121	Offices of dentists	134	1 045	5 146	19	4	12	3	—	—	—	—	—	—	
621210	Offices of dentists	134	1 045	5 146	19	4	12	3	—	—	—	—	—	—	
6216	Home health care services	549	1 987	8 451	12	3	—	2	2	4	1	—	—	—	
62161	Home health care services	549	1 987	8 451	12	3	—	2	2	4	1	—	—	—	
621610	Home health care services	549	1 987	8 451	12	3	—	2	2	4	1	—	—	—	
6219	Other ambulatory health care services	(C)	(D)	(D)	2	—	—	—	1	—	1	—	—	—	
62191	Ambulance services	(C)	(D)	(D)	2	—	—	—	1	—	1	—	—	—	
622	Hospitals	(G)	(D)	(D)	1	—	—	—	—	—	—	—	—	1	
6221	General medical & surgical hospitals	(G)	(D)	(D)	1	—	—	—	—	—	—	—	—	1	
62211	General medical & surgical hospitals	(G)	(D)	(D)	1	—	—	—	—	—	—	—	—	1	
623	Nursing & residential care facilities	2 766	18 214	74 451	37	12	9	4	5	2	3	1	—	1	
6231	Nursing care facilities	382	1 575	5 928	5	2	—	—	—	—	3	—	—	—	
62311	Nursing care facilities	382	1 575	5 928	5	2	—	—	—	—	3	—	—	—	
623110	Nursing care facilities	382	1 575	5 928	5	2	—	—	—	—	3	—	—	—	
6232	Residential mental retardation, health facil	(G)	(D)	(D)	20	6	6	4	1	1	—	1	—	1	
62321	Residential mental retardation facilities	(G)	(D)	(D)	15	6	3	2	1	1	—	1	—	1	
6233	Community care facilities for the elderly	(C)	(D)	(D)	11	3	3	—	4	1	—	—	—	—	
62331	Community care facilities for the elderly	(C)	(D)	(D)	11	3	3	—	4	1	—	—	—	—	
624	Social assistance	(E)	(D)	(D)	50	21	12	13	3	1	—	—	—	—	
6244	Child day care services	290	856	3 179	35	13	10	10	2	—	—	—	—	—	
62441	Child day care services	290	856	3 179	35	13	10	10	2	—	—	—	—	—	
624410	Child day care services	290	856	3 179	35	13	10	10	2	—	—	—	—	—	
<b>71</b>	<b>Arts, entertainment &amp; recreation</b>	<b>163</b>	<b>470</b>	<b>2 212</b>	<b>20</b>	<b>11</b>	<b>4</b>	<b>4</b>	—	<b>1</b>	—	—	—	—	
713	Amusement, gambling & recreation industries	(C)	(D)	(D)	17	9	3	4	—	1	—	—	—	—	
7139	Other amusement & recreation industries	(C)	(D)	(D)	13	8	1	3	—	1	—	—	—	—	
<b>72</b>	<b>Accommodation &amp; food services</b>	<b>1 821</b>	<b>4 267</b>	<b>17 531</b>	<b>90</b>	<b>20</b>	<b>19</b>	<b>16</b>	<b>26</b>	<b>9</b>	—	—	—	—	
722	Food services & drinking places	(G)	(D)	(D)	81	18	16	13	25	9	—	—	—	—	
7221	Full-service restaurants	802	1 540	6 474	33	6	8	5	8	6	—	—	—	—	
72211	Full-service restaurants	802	1 540	6 474	33	6	8	5	8	6	—	—	—	—	
722110	Full-service restaurants	802	1 540	6 474	33	6	8	5	8	6	—	—	—	—	
7222	Limited-service eating places	(F)	(D)	(D)	45	11	7	8	16	3	—	—	—	—	
72221	Limited-service eating places	(F)	(D)	(D)	45	11	7	8	16	3	—	—	—	—	
722211	Limited-service restaurants	849	2 135	8 571	39	6	7	7	16	3	—	—	—	—	

See footnotes at end of table.

**Table 6. Counties—Employees, Payroll, and Establishments by Industry: 2002—Con.**

[Excludes most government employees, railroad employees, and self-employed persons. Size class 1 to 4 includes establishments with payroll, but no employees, during mid-March pay period. (D) denotes figures withheld to avoid disclosing data for individual companies; the data are included in broader industry totals. Detailed industries with 100 or more employees are shown if industry was not a (D). For explanation of terms, abbreviations, and data reliability/comparability, see introductory text]

NAICS code	Industry	Number of employees for week including March 12	Payroll (\$1,000)		Total number of establishments	Number of establishments by employment-size class									
			First quarter	Annual		1 to 4	5 to 9	10 to 19	20 to 49	50 to 99	100 to 249	250 to 499	500 to 999	1,000 or more	
<b>LENOIR—Con.</b>															
<b>81</b>	<b>Other services (except public administration)</b>	<b>976</b>	<b>4 017</b>	<b>16 807</b>	<b>173</b>	<b>118</b>	<b>30</b>	<b>19</b>	<b>4</b>	<b>1</b>	<b>1</b>	—	—	—	
811	Repair & maintenance	250	1 170	4 812	54	36	10	7	1	—	—	—	—	—	
8111	Automotive repair & maintenance	195	868	3 582	40	26	9	4	1	—	—	—	—	—	
812	Personal & laundry services	288	1 199	5 129	31	18	8	3	1	—	1	—	—	—	
8123	Drycleaning & laundry services	195	877	3 804	9	4	2	1	1	—	1	—	—	—	
81233	Linen & uniform supply	(C)	(D)	(D)	1	—	—	—	—	—	1	—	—	—	
813	Religious, grantmaking, civic, prof & like organizations	438	1 648	6 866	88	64	12	9	2	1	—	—	—	—	
8131	Religious organizations	367	1 203	5 038	66	45	10	9	1	1	—	—	—	—	
81311	Religious organizations	367	1 203	5 038	66	45	10	9	1	1	—	—	—	—	
813110	Religious organizations	367	1 203	5 038	66	45	10	9	1	1	—	—	—	—	
<b>95</b>	<b>Auxiliaries (exc corporate, subsidiary &amp; regional mgt)</b>	<b>172</b>	<b>1 579</b>	<b>5 896</b>	<b>3</b>	—	—	<b>1</b>	<b>1</b>	—	<b>1</b>	—	—	—	
<b>99</b>	<b>Unclassified establishments</b>	<b>7</b>	<b>20</b>	<b>139</b>	<b>6</b>	<b>5</b>	<b>1</b>	—	—	—	—	—	—	—	
<b>LINCOLN</b>															
	<b>Total</b>	<b>17 262</b>	<b>103 687</b>	<b>442 227</b>	<b>1 416</b>	<b>825</b>	<b>281</b>	<b>151</b>	<b>99</b>	<b>31</b>	<b>20</b>	<b>5</b>	<b>4</b>	—	
<b>11</b>	<b>Forestry, fishing, hunting, and agriculture support</b>	<b>22</b>	<b>91</b>	<b>403</b>	<b>9</b>	<b>7</b>	<b>2</b>	—	—	—	—	—	—	—	
<b>21</b>	<b>Mining</b>	<b>(A)</b>	<b>(D)</b>	<b>(D)</b>	<b>2</b>	<b>1</b>	<b>1</b>	—	—	—	—	—	—	—	
<b>22</b>	<b>Utilities</b>	<b>146</b>	<b>1 628</b>	<b>6 275</b>	<b>5</b>	<b>2</b>	—	<b>1</b>	<b>1</b>	<b>1</b>	—	—	—	—	
221	Utilities	146	1 628	6 275	5	2	—	1	1	1	—	—	—	—	
<b>23</b>	<b>Construction</b>	<b>1 365</b>	<b>8 726</b>	<b>42 504</b>	<b>237</b>	<b>154</b>	<b>50</b>	<b>23</b>	<b>7</b>	<b>2</b>	<b>1</b>	—	—	—	
233	Building, developing & general contracting	252	1 388	5 917	70	52	13	5	—	—	—	—	—	—	
2332	Residential building construction	(C)	(D)	(D)	56	43	9	4	—	—	—	—	—	—	
23321	Single-family housing construction	189	1 048	4 332	54	42	8	4	—	—	—	—	—	—	
233210	Single-family housing construction	189	1 048	4 332	54	42	8	4	—	—	—	—	—	—	
234	Heavy construction	131	1 097	4 978	14	5	5	1	3	—	—	—	—	—	
2349	Other heavy construction	114	1 010	4 502	11	5	2	1	3	—	—	—	—	—	
23491	Water, sewer & pipeline construction	106	972	4 262	6	1	1	1	3	—	—	—	—	—	
234910	Water, sewer & pipeline construction	106	972	4 262	6	1	1	1	3	—	—	—	—	—	
235	Special trade contractors	982	6 241	31 609	153	97	32	17	4	2	1	—	—	—	
2351	Plumbing, heating & AC contractor	300	1 985	9 261	44	22	11	8	3	—	—	—	—	—	
23511	Plumbing, heating & AC contractor	300	1 985	9 261	44	22	11	8	3	—	—	—	—	—	
235110	Plumbing, heating & AC contractor	300	1 985	9 261	44	22	11	8	3	—	—	—	—	—	
2353	Electrical contractors	232	1 575	9 680	28	21	4	1	—	2	—	—	—	—	
23531	Electrical contractors	232	1 575	9 680	28	21	4	1	—	2	—	—	—	—	
235310	Electrical contractors	232	1 575	9 680	28	21	4	1	—	2	—	—	—	—	
2359	Other special trade contractors	243	1 722	7 908	20	9	5	4	1	—	1	—	—	—	
23593	Excavation contractors	206	1 545	7 171	10	3	3	2	1	—	1	—	—	—	
235930	Excavation contractors	206	1 545	7 171	10	3	3	2	1	—	1	—	—	—	
<b>31-33</b>	<b>Manufacturing</b>	<b>5 737</b>	<b>40 710</b>	<b>167 074</b>	<b>107</b>	<b>38</b>	<b>20</b>	<b>10</b>	<b>12</b>	<b>11</b>	<b>11</b>	<b>2</b>	<b>3</b>	—	
313	Textile mills	1 730	9 906	41 049	14	—	2	—	2	5	4	—	1	—	
3131	Fiber, yarn & thread mills	288	1 401	5 621	4	—	—	—	1	3	—	—	—	—	
31311	Fiber, yarn & thread mills	288	1 401	5 621	4	—	—	—	1	3	—	—	—	—	
3132	Fabric mills	1 043	5 725	23 238	7	—	2	—	1	1	2	—	1	—	
31321	Broadwoven fabric mills	(E)	(D)	(D)	2	—	—	—	—	1	1	—	—	—	
31322	Narrow fabric mills & schiffli mach embroidery	(C)	(D)	(D)	1	—	—	—	—	—	1	—	—	—	
31324	Knit fabric mills	(F)	(D)	(D)	3	—	1	—	1	—	—	—	1	—	
3133	Textile, fabric finishing, fabric coating mills	399	2 780	12 190	3	—	—	—	—	1	2	—	—	—	
31331	Textile & fabric finishing mills	399	2 780	12 190	3	—	—	—	—	1	2	—	—	—	
313312	Textile, fabric finishing (exc broadwoven) mills	399	2 780	12 190	3	—	—	—	—	1	2	—	—	—	
314	Textile product mills	(C)	(D)	(D)	6	3	2	—	—	1	—	—	—	—	
3149	Other textile product mills	110	596	2 295	5	2	2	—	—	1	—	—	—	—	
31499	All other textile product mills	110	596	2 295	5	2	2	—	—	1	—	—	—	—	
314999	All other miscellaneous textile product mills	110	596	2 295	5	2	2	—	—	1	—	—	—	—	
315	Apparel manufacturing	195	1 006	3 946	5	—	1	—	3	1	—	—	—	—	
321	Wood product mfg	444	3 522	14 814	5	1	—	—	2	1	—	1	—	—	
3219	Other wood product mfg	(E)	(D)	(D)	4	1	—	—	1	1	—	1	—	—	
32199	All other wood product mfg	(E)	(D)	(D)	1	—	—	—	—	—	—	1	—	—	
322	Paper mfg	158	1 288	3 678	3	—	—	1	—	2	—	—	—	—	
3222	Converted paper product mfg	158	1 288	3 678	3	—	—	1	—	2	—	—	—	—	
32221	Paperboard container mfg	158	1 288	3 678	3	—	—	1	—	2	—	—	—	—	
325	Chemical mfg	(C)	(D)	(D)	2	—	1	—	—	—	1	—	—	—	
3259	Other chemical product & preparation mfg	(C)	(D)	(D)	1	—	—	—	—	—	1	—	—	—	
32591	Printing ink mfg	(C)	(D)	(D)	1	—	—	—	—	—	1	—	—	—	
332	Fabricated metal product mfg	742	8 537	33 802	19	10	4	3	1	—	—	—	1	—	
3329	Other fabricated metal product mfg	(F)	(D)	(D)	1	—	—	—	—	—	—	—	—	1	
33299	All other fabricated metal product mfg	(F)	(D)	(D)	1	—	—	—	—	—	—	—	—	1	

See footnotes at end of table.

**Table 6. Counties—Employees, Payroll, and Establishments by Industry: 2002—Con.**

[Excludes most government employees, railroad employees, and self-employed persons. Size class 1 to 4 includes establishments with payroll, but no employees, during mid-March pay period. (D) denotes figures withheld to avoid disclosing data for individual companies; the data are included in broader industry totals. Detailed industries with 100 or more employees are shown if industry was not a (D). For explanation of terms, abbreviations, and data reliability/comparability, see introductory text]

NAICS code	Industry	Number of employees for week including March 12	Payroll (\$1,000)		Total number of establishments	Number of establishments by employment-size class									
			First quarter	Annual		1 to 4	5 to 9	10 to 19	20 to 49	50 to 99	100 to 249	250 to 499	500 to 999	1,000 or more	
<b>LINCOLN—Con.</b>															
<b>31-33 Manufacturing—Con.</b>															
333	Machinery mfg .....	(E)	(D)	(D)	6	3	1	—	—	—	2	—	—	—	
3331	Ag, construction & mining machinery mfg .....	(C)	(D)	(D)	1	—	—	—	—	—	1	—	—	—	
33312	Construction machinery mfg .....	(C)	(D)	(D)	1	—	—	—	—	—	1	—	—	—	
3332	Industrial machinery mfg .....	(C)	(D)	(D)	1	—	—	—	—	—	1	—	—	—	
33321	Sawmill & woodworking machinery mfg .....	(C)	(D)	(D)	1	—	—	—	—	—	1	—	—	—	
337	Furniture & related product mfg .....	1 565	9 479	38 341	14	4	2	1	—	1	4	1	1	—	
3371	HH & institutional furniture & kitchen cabinet mfg .....	1 115	6 915	28 449	9	4	1	—	—	1	1	1	1	—	
33712	Household & institutional furniture mfg .....	(G)	(D)	(D)	4	1	—	—	—	—	1	1	1	—	
3372	Office furniture (including fixtures) mfg .....	450	2 564	9 892	5	—	1	1	—	—	3	—	—	—	
33721	Office furniture (including fixtures) mfg .....	450	2 564	9 892	5	—	1	1	—	—	3	—	—	—	
<b>42</b>	<b>Wholesale trade .....</b>	<b>905</b>	<b>7 470</b>	<b>30 964</b>	<b>73</b>	<b>39</b>	<b>20</b>	<b>8</b>	<b>4</b>	<b>—</b>	<b>1</b>	<b>1</b>	<b>—</b>	<b>—</b>	
421	Wholesale trade, durable goods .....	587	5 067	20 746	53	29	13	7	3	—	—	1	—	—	
4217	Hardware, plumbing & heating equip & sup whsle ..	(E)	(D)	(D)	3	1	1	—	—	—	—	1	—	—	
42171	Hardware whsle .....	(E)	(D)	(D)	3	1	1	—	—	—	—	1	—	—	
4218	Machinery, equipment & supplies whsle .....	150	1 281	5 189	23	13	5	3	2	—	—	—	—	—	
422	Wholesale trade, nondurable goods .....	318	2 403	10 218	20	10	7	1	1	—	1	—	—	—	
4222	Drugs & druggists' sundries whsle .....	(C)	(D)	(D)	1	—	—	—	—	—	1	—	—	—	
42221	Drugs & druggists' sundries whsle .....	(C)	(D)	(D)	1	—	—	—	—	—	1	—	—	—	
<b>44-45</b>	<b>Retail trade .....</b>	<b>2 510</b>	<b>11 757</b>	<b>49 543</b>	<b>237</b>	<b>135</b>	<b>46</b>	<b>30</b>	<b>14</b>	<b>9</b>	<b>2</b>	<b>1</b>	<b>—</b>	<b>—</b>	
441	Motor vehicle & parts dealers .....	335	2 538	10 364	37	20	7	5	4	1	—	—	—	—	
4411	Automobile dealers .....	192	1 556	6 163	17	11	2	—	3	1	—	—	—	—	
44111	New car dealers .....	175	1 492	5 879	7	2	1	—	3	1	—	—	—	—	
441110	New car dealers .....	175	1 492	5 879	7	2	1	—	3	1	—	—	—	—	
444	Bldg material & garden equip & supp dealers .....	299	1 384	5 756	17	5	6	4	1	—	1	—	—	—	
4441	Building material & supplies dealers .....	288	1 368	5 630	14	3	5	4	1	—	1	—	—	—	
44411	Home centers .....	(C)	(D)	(D)	3	1	—	—	1	—	1	—	—	—	
445	Food & beverage stores .....	683	2 330	10 550	30	15	3	3	1	7	1	—	—	—	
4451	Grocery stores .....	666	2 262	10 265	26	12	2	3	1	7	1	—	—	—	
44511	Grocery (except convenience) stores .....	644	2 203	10 011	17	4	1	3	1	7	1	—	—	—	
445110	Grocery (except convenience) stores .....	644	2 203	10 011	17	4	1	3	1	7	1	—	—	—	
446	Health & personal care stores .....	203	950	4 347	13	4	1	2	6	—	—	—	—	—	
4461	Health & personal care stores .....	203	950	4 347	13	4	1	2	6	—	—	—	—	—	
44611	Pharmacies & drug stores .....	194	907	4 156	10	1	1	2	6	—	—	—	—	—	
446110	Pharmacies & drug stores .....	194	907	4 156	10	1	1	2	6	—	—	—	—	—	
447	Gasoline stations .....	169	726	2 656	39	24	11	4	—	—	—	—	—	—	
4471	Gasoline stations .....	169	726	2 656	39	24	11	4	—	—	—	—	—	—	
44711	Gasoline stations with convenience stores ...	(C)	(D)	(D)	37	22	11	4	—	—	—	—	—	—	
452	General merchandise stores .....	433	1 876	7 729	11	1	5	2	1	1	—	1	—	—	
4521	Department stores .....	(E)	(D)	(D)	2	—	—	—	—	1	—	1	—	—	
45211	Department stores .....	(E)	(D)	(D)	2	—	—	—	—	1	—	1	—	—	
453	Miscellaneous store retailers .....	166	948	4 092	35	26	4	4	1	—	—	—	—	—	
<b>48-49</b>	<b>Transportation &amp; warehousing .....</b>	<b>649</b>	<b>4 160</b>	<b>17 929</b>	<b>61</b>	<b>41</b>	<b>7</b>	<b>5</b>	<b>6</b>	<b>—</b>	<b>2</b>	<b>—</b>	<b>—</b>	<b>—</b>	
481	Air transportation .....	(C)	(D)	(D)	1	—	—	—	—	—	1	—	—	—	
4811	Scheduled air transportation .....	(C)	(D)	(D)	1	—	—	—	—	—	1	—	—	—	
48111	Scheduled air transportation .....	(C)	(D)	(D)	1	—	—	—	—	—	1	—	—	—	
484	Truck transportation .....	(E)	(D)	(D)	43	32	3	2	5	—	1	—	—	—	
4841	General freight trucking .....	(E)	(D)	(D)	27	18	1	2	5	—	1	—	—	—	
48412	General freight trucking, long-distance .....	(C)	(D)	(D)	20	13	—	2	4	—	1	—	—	—	
<b>51</b>	<b>Information .....</b>	<b>152</b>	<b>1 213</b>	<b>4 866</b>	<b>14</b>	<b>6</b>	<b>3</b>	<b>2</b>	<b>3</b>	<b>—</b>	<b>—</b>	<b>—</b>	<b>—</b>	<b>—</b>	
<b>52</b>	<b>Finance &amp; insurance .....</b>	<b>328</b>	<b>2 391</b>	<b>10 037</b>	<b>70</b>	<b>47</b>	<b>15</b>	<b>5</b>	<b>3</b>	<b>—</b>	<b>—</b>	<b>—</b>	<b>—</b>	<b>—</b>	
522	Credit intermediation & related activities .....	239	1 841	7 536	32	13	12	4	3	—	—	—	—	—	
5221	Depository credit intermediation .....	(C)	(D)	(D)	19	1	11	4	3	—	—	—	—	—	
52211	Commercial banking .....	155	1 156	4 963	15	—	10	3	2	—	—	—	—	—	
522110	Commercial banking .....	155	1 156	4 963	15	—	10	3	2	—	—	—	—	—	
<b>53</b>	<b>Real estate &amp; rental &amp; leasing .....</b>	<b>232</b>	<b>1 145</b>	<b>5 013</b>	<b>44</b>	<b>31</b>	<b>9</b>	<b>1</b>	<b>2</b>	<b>1</b>	<b>—</b>	<b>—</b>	<b>—</b>	<b>—</b>	
532	Rental & leasing services .....	150	661	3 198	12	4	5	1	1	1	—	—	—	—	
5322	Consumer goods rental .....	(C)	(D)	(D)	8	2	3	1	1	1	—	—	—	—	
<b>54</b>	<b>Professional, scientific &amp; technical services .....</b>	<b>293</b>	<b>1 949</b>	<b>9 280</b>	<b>87</b>	<b>69</b>	<b>8</b>	<b>9</b>	<b>1</b>	<b>—</b>	<b>—</b>	<b>—</b>	<b>—</b>	<b>—</b>	
541	Professional, scientific & technical services .....	293	1 949	9 280	87	69	8	9	1	—	—	—	—	—	
<b>55</b>	<b>Management of companies &amp; enterprises .....</b>	<b>57</b>	<b>695</b>	<b>2 914</b>	<b>8</b>	<b>2</b>	<b>4</b>	<b>2</b>	<b>—</b>	<b>—</b>	<b>—</b>	<b>—</b>	<b>—</b>	<b>—</b>	
<b>56</b>	<b>Admin, support, waste mgt, remediation services .....</b>	<b>823</b>	<b>3 439</b>	<b>17 911</b>	<b>61</b>	<b>38</b>	<b>13</b>	<b>4</b>	<b>2</b>	<b>2</b>	<b>1</b>	<b>1</b>	<b>—</b>	<b>—</b>	
561	Administrative & support services .....	(F)	(D)	(D)	59	37	12	4	2	2	1	1	—	—	
5613	Employment services .....	554	2 059	11 565	4	—	—	—	1	1	1	1	—	—	
56132	Temporary help services .....	(F)	(D)	(D)	3	—	—	—	—	1	1	1	—	—	
5617	Services to buildings & dwellings .....	157	726	3 556	39	25	11	2	1	—	—	—	—	—	
<b>61</b>	<b>Educational services .....</b>	<b>70</b>	<b>380</b>	<b>1 514</b>	<b>11</b>	<b>7</b>	<b>3</b>	<b>—</b>	<b>1</b>	<b>—</b>	<b>—</b>	<b>—</b>	<b>—</b>	<b>—</b>	

See footnotes at end of table.



**Table 6. Counties—Employees, Payroll, and Establishments by Industry: 2002—Con.**

[Excludes most government employees, railroad employees, and self-employed persons. Size class 1 to 4 includes establishments with payroll, but no employees, during mid-March pay period. (D) denotes figures withheld to avoid disclosing data for individual companies; the data are included in broader industry totals. Detailed industries with 100 or more employees are shown if industry was not a (D). For explanation of terms, abbreviations, and data reliability/comparability, see introductory text]

NAICS code	Industry	Number of employees for week including March 12	Payroll (\$1,000)		Total number of establishments	Number of establishments by employment-size class									
			First quarter	Annual		1 to 4	5 to 9	10 to 19	20 to 49	50 to 99	100 to 249	250 to 499	500 to 999	1,000 or more	
<b>LINCOLN—Con.</b>															
<b>62</b>	<b>Health care and social assistance . . . . .</b>	<b>1 832</b>	<b>11 309</b>	<b>47 630</b>	<b>98</b>	<b>36</b>	<b>27</b>	<b>14</b>	<b>16</b>	<b>2</b>	<b>2</b>	—	<b>1</b>	—	
621	Ambulatory health care services . . . . .	383	3 626	16 212	57	27	17	10	3	—	—	—	—	—	
6211	Offices of physicians . . . . .	157	1 793	8 065	22	13	3	3	3	—	—	—	—	—	
62111	Offices of physicians . . . . .	157	1 793	8 065	22	13	3	3	3	—	—	—	—	—	
621111	Offices of physicians (exc mental health) . . . . .	157	1 793	8 065	22	13	3	3	3	—	—	—	—	—	
6212	Offices of dentists . . . . .	142	1 316	5 815	17	2	11	4	—	—	—	—	—	—	
62121	Offices of dentists . . . . .	142	1 316	5 815	17	2	11	4	—	—	—	—	—	—	
621210	Offices of dentists . . . . .	142	1 316	5 815	17	2	11	4	—	—	—	—	—	—	
622	Hospitals . . . . .	(F)	(D)	(D)	1	—	—	—	—	—	—	—	1	—	
6221	General medical & surgical hospitals . . . . .	(F)	(D)	(D)	1	—	—	—	—	—	—	—	1	—	
62211	General medical & surgical hospitals . . . . .	(F)	(D)	(D)	1	—	—	—	—	—	—	—	1	—	
623	Nursing & residential care facilities . . . . .	593	2 887	11 799	14	1	3	—	7	1	2	—	—	—	
6231	Nursing care facilities . . . . .	360	1 871	7 637	4	—	—	—	1	1	2	—	—	—	
62311	Nursing care facilities . . . . .	360	1 871	7 637	4	—	—	—	1	1	2	—	—	—	
623110	Nursing care facilities . . . . .	360	1 871	7 637	4	—	—	—	1	1	2	—	—	—	
6232	Residential mental retardation, health facil . . . . .	101	561	2 240	5	1	2	—	2	—	—	—	—	—	
6233	Community care facilities for the elderly . . . . .	132	455	1 922	5	—	1	—	4	—	—	—	—	—	
62331	Community care facilities for the elderly . . . . .	132	455	1 922	5	—	1	—	4	—	—	—	—	—	
623312	Homes for the elderly . . . . .	132	455	1 922	5	—	1	—	4	—	—	—	—	—	
624	Social assistance . . . . .	(E)	(D)	(D)	26	8	7	4	6	1	—	—	—	—	
6244	Child day care services . . . . .	198	577	2 335	17	3	7	3	4	—	—	—	—	—	
62441	Child day care services . . . . .	198	577	2 335	17	3	7	3	4	—	—	—	—	—	
624410	Child day care services . . . . .	198	577	2 335	17	3	7	3	4	—	—	—	—	—	
<b>71</b>	<b>Arts, entertainment &amp; recreation . . . . .</b>	<b>171</b>	<b>873</b>	<b>3 707</b>	<b>20</b>	<b>12</b>	<b>1</b>	<b>5</b>	<b>2</b>	—	—	—	—	—	
713	Amusement, gambling & recreation industries . . . . .	(C)	(D)	(D)	9	4	—	3	2	—	—	—	—	—	
7139	Other amusement & recreation industries . . . . .	(C)	(D)	(D)	9	4	—	3	2	—	—	—	—	—	
<b>72</b>	<b>Accommodation &amp; food services . . . . .</b>	<b>1 131</b>	<b>2 749</b>	<b>11 881</b>	<b>87</b>	<b>34</b>	<b>15</b>	<b>15</b>	<b>20</b>	<b>3</b>	—	—	—	—	
722	Food services & drinking places . . . . .	1 087	2 628	11 368	83	33	15	12	20	3	—	—	—	—	
7221	Full-service restaurants . . . . .	422	986	4 403	33	13	6	6	7	1	—	—	—	—	
72211	Full-service restaurants . . . . .	422	986	4 403	33	13	6	6	7	1	—	—	—	—	
722110	Full-service restaurants . . . . .	422	986	4 403	33	13	6	6	7	1	—	—	—	—	
7222	Limited-service eating places . . . . .	648	1 564	6 649	44	15	8	6	13	2	—	—	—	—	
72221	Limited-service eating places . . . . .	648	1 564	6 649	44	15	8	6	13	2	—	—	—	—	
722211	Limited-service restaurants . . . . .	631	1 540	6 546	40	13	6	6	13	2	—	—	—	—	
<b>81</b>	<b>Other services (except public administration) . . . . .</b>	<b>810</b>	<b>2 867</b>	<b>12 262</b>	<b>177</b>	<b>119</b>	<b>37</b>	<b>16</b>	<b>5</b>	—	—	—	—	—	
811	Repair & maintenance . . . . .	199	968	4 459	51	39	6	4	2	—	—	—	—	—	
8111	Automotive repair & maintenance . . . . .	141	622	2 767	37	30	3	2	2	—	—	—	—	—	
812	Personal & laundry services . . . . .	151	612	2 597	37	25	8	4	—	—	—	—	—	—	
813	Religious, grantmaking, civic, prof & like organizations . . . . .	460	1 287	5 206	89	55	23	8	3	—	—	—	—	—	
8131	Religious organizations . . . . .	425	1 156	4 732	78	45	23	7	3	—	—	—	—	—	
81311	Religious organizations . . . . .	425	1 156	4 732	78	45	23	7	3	—	—	—	—	—	
813110	Religious organizations . . . . .	425	1 156	4 732	78	45	23	7	3	—	—	—	—	—	
<b>95</b>	<b>Auxiliaries (exc corporate, subsidiary &amp; regional mgt) . . . . .</b>	<b>(A)</b>	<b>(D)</b>	<b>(D)</b>	<b>1</b>	<b>1</b>	—	—	—	—	—	—	—	—	
<b>99</b>	<b>Unclassified establishments . . . . .</b>	<b>18</b>	<b>50</b>	<b>94</b>	<b>7</b>	<b>6</b>	—	<b>1</b>	—	—	—	—	—	—	
<b>MCDOWELL</b>															
	<b>Total . . . . .</b>	<b>14 040</b>	<b>79 548</b>	<b>337 587</b>	<b>749</b>	<b>396</b>	<b>158</b>	<b>93</b>	<b>64</b>	<b>19</b>	<b>10</b>	<b>5</b>	<b>3</b>	<b>1</b>	
<b>11</b>	<b>Forestry, fishing, hunting, and agriculture support . . . . .</b>	<b>(A)</b>	<b>(D)</b>	<b>(D)</b>	<b>4</b>	<b>3</b>	<b>1</b>	—	—	—	—	—	—	—	
<b>21</b>	<b>Mining . . . . .</b>	<b>(B)</b>	<b>(D)</b>	<b>(D)</b>	<b>4</b>	<b>2</b>	—	<b>2</b>	—	—	—	—	—	—	
<b>22</b>	<b>Utilities . . . . .</b>	<b>(B)</b>	<b>(D)</b>	<b>(D)</b>	<b>3</b>	<b>1</b>	—	<b>2</b>	—	—	—	—	—	—	
<b>23</b>	<b>Construction . . . . .</b>	<b>724</b>	<b>3 861</b>	<b>19 240</b>	<b>93</b>	<b>55</b>	<b>19</b>	<b>9</b>	<b>9</b>	—	<b>1</b>	—	—	—	
233	Building, developing & general contracting . . . . .	144	778	3 415	26	16	6	3	1	—	—	—	—	—	
235	Special trade contractors . . . . .	518	2 703	13 486	59	34	12	6	6	—	1	—	—	—	
2353	Electrical contractors . . . . .	178	1 130	5 111	12	5	5	1	—	—	1	—	—	—	
23531	Electrical contractors . . . . .	178	1 130	5 111	12	5	5	1	—	—	1	—	—	—	
235310	Electrical contractors . . . . .	178	1 130	5 111	12	5	5	1	—	—	1	—	—	—	
2359	Other special trade contractors . . . . .	141	674	3 574	13	8	1	1	3	—	—	—	—	—	

See footnotes at end of table.

**Table 6. Counties—Employees, Payroll, and Establishments by Industry: 2002—Con.**

[Excludes most government employees, railroad employees, and self-employed persons. Size class 1 to 4 includes establishments with payroll, but no employees, during mid-March pay period. (D) denotes figures withheld to avoid disclosing data for individual companies; the data are included in broader industry totals. Detailed industries with 100 or more employees are shown if industry was not a (D). For explanation of terms, abbreviations, and data reliability/comparability, see introductory text]

NAICS code	Industry	Number of employees for week including March 12	Payroll (\$1,000)		Total number of establishments	Number of establishments by employment-size class								
			First quarter	Annual		1 to 4	5 to 9	10 to 19	20 to 49	50 to 99	100 to 249	250 to 499	500 to 999	1,000 or more
<b>MCDOWELL—Con.</b>														
<b>31-33</b>	<b>Manufacturing</b>	<b>7 624</b>	<b>49 237</b>	<b>203 992</b>	<b>59</b>	<b>14</b>	<b>7</b>	<b>14</b>	<b>3</b>	<b>7</b>	<b>6</b>	<b>4</b>	<b>3</b>	<b>1</b>
313	Textile mills	1 488	8 278	36 339	5	—	—	—	—	2	1	—	2	—
3131	Fiber, yarn & thread mills	(F)	(D)	(D)	1	—	—	—	—	—	—	—	1	—
31311	Fiber, yarn & thread mills	(F)	(D)	(D)	1	—	—	—	—	—	—	—	1	—
3132	Fabric mills	(F)	(D)	(D)	2	—	—	—	—	—	1	—	1	—
31321	Broadwoven fabric mills	(F)	(D)	(D)	1	—	—	—	—	—	—	—	1	—
31323	Nonwoven fabric mills	(C)	(D)	(D)	1	—	—	—	—	—	1	—	—	—
3133	Textile, fabric finishing, fabric coating mills	(C)	(D)	(D)	2	—	—	—	—	2	—	—	—	—
31331	Textile & fabric finishing mills	(C)	(D)	(D)	2	—	—	—	—	2	—	—	—	—
314	Textile product mills	(F)	(D)	(D)	2	1	—	—	—	—	—	—	1	—
3141	Textile furnishings mills	(F)	(D)	(D)	1	—	—	—	—	—	—	—	1	—
31411	Carpet & rug mills	(F)	(D)	(D)	1	—	—	—	—	—	—	—	1	—
315	Apparel manufacturing	(C)	(D)	(D)	2	—	—	—	1	—	1	—	—	—
3151	Apparel knitting mills	(C)	(D)	(D)	2	—	—	—	1	—	1	—	—	—
31511	Hosiery & sock mills	(C)	(D)	(D)	2	—	—	—	1	—	1	—	—	—
321	Wood product mfg	897	6 362	25 197	11	2	1	4	1	1	—	2	—	—
3212	Veneer, plywood & engineered wood product mfg	(F)	(D)	(D)	2	—	—	—	—	1	—	1	—	—
32121	Veneer, plywood & engineered wood product mfg	(F)	(D)	(D)	2	—	—	—	—	1	—	1	—	—
3219	Other wood product mfg	(E)	(D)	(D)	8	2	1	3	1	—	—	1	—	—
32191	Millwork	(E)	(D)	(D)	5	2	1	—	1	—	—	1	—	—
322	Paper mfg	(C)	(D)	(D)	1	—	—	—	—	—	1	—	—	—
3221	Pulp, paper & paperboard mills	(C)	(D)	(D)	1	—	—	—	—	—	1	—	—	—
32213	Paperboard mills	(C)	(D)	(D)	1	—	—	—	—	—	1	—	—	—
325	Chemical mfg	(H)	(D)	(D)	1	—	—	—	—	—	—	—	—	1
3254	Pharmaceutical & medicine mfg	(H)	(D)	(D)	1	—	—	—	—	—	—	—	—	1
32541	Pharmaceutical & medicine mfg	(H)	(D)	(D)	1	—	—	—	—	—	—	—	—	1
332	Fabricated metal product mfg	370	3 077	13 303	12	3	1	5	—	1	2	—	—	—
3327	Mach shops, turn prod, screw, nut, bolt mfg	125	810	4 265	9	3	1	4	—	1	—	—	—	—
3329	Other fabricated metal product mfg	(C)	(D)	(D)	2	—	—	—	—	—	2	—	—	—
33299	All other fabricated metal product mfg	(C)	(D)	(D)	2	—	—	—	—	—	2	—	—	—
333	Machinery mfg	123	909	3 901	3	—	—	1	—	2	—	—	—	—
336	Transportation equipment mfg	(C)	(D)	(D)	2	—	—	1	—	—	1	—	—	—
3363	Motor vehicle parts mfg	(C)	(D)	(D)	2	—	—	1	—	—	1	—	—	—
33639	Other motor vehicle parts mfg	(C)	(D)	(D)	2	—	—	1	—	—	1	—	—	—
337	Furniture & related product mfg	(F)	(D)	(D)	6	3	1	—	—	—	—	2	—	—
3371	HH & institutional furniture & kitchen cabinet mfg	(F)	(D)	(D)	6	3	1	—	—	—	—	2	—	—
33712	Household & institutional furniture mfg	(F)	(D)	(D)	2	—	—	—	—	—	—	2	—	—
<b>42</b>	<b>Wholesale trade</b>	<b>263</b>	<b>1 624</b>	<b>7 129</b>	<b>37</b>	<b>21</b>	<b>5</b>	<b>9</b>	<b>2</b>	<b>—</b>	<b>—</b>	<b>—</b>	<b>—</b>	<b>—</b>
421	Wholesale trade, durable goods	208	1 150	5 163	25	11	4	9	1	—	—	—	—	—
<b>44-45</b>	<b>Retail trade</b>	<b>1 526</b>	<b>6 876</b>	<b>30 005</b>	<b>144</b>	<b>69</b>	<b>38</b>	<b>20</b>	<b>11</b>	<b>5</b>	<b>1</b>	<b>—</b>	<b>—</b>	<b>—</b>
441	Motor vehicle & parts dealers	278	2 009	11 029	24	12	4	4	3	1	—	—	—	—
4411	Automobile dealers	102	811	4 421	10	6	1	—	3	—	—	—	—	—
4412	Other motor vehicle dealers	(C)	(D)	(D)	3	1	1	—	—	1	—	—	—	—
44121	Recreational vehicle dealers	(C)	(D)	(D)	2	—	1	—	—	1	—	—	—	—
445	Food & beverage stores	428	1 395	5 737	22	6	5	4	4	3	—	—	—	—
4451	Grocery stores	406	1 312	5 308	18	5	3	3	4	3	—	—	—	—
44511	Grocery (except convenience) stores	368	1 167	4 658	12	1	2	3	3	3	—	—	—	—
445110	Grocery (except convenience) stores	368	1 167	4 658	12	1	2	3	3	3	—	—	—	—
447	Gasoline stations	223	625	2 669	31	16	10	4	—	1	—	—	—	—
4471	Gasoline stations	223	625	2 669	31	16	10	4	—	1	—	—	—	—
44711	Gasoline stations with convenience stores	219	605	2 591	28	13	10	4	—	1	—	—	—	—
447110	Gasoline stations with convenience stores	219	605	2 591	28	13	10	4	—	1	—	—	—	—
452	General merchandise stores	246	1 039	3 998	8	2	4	—	1	—	1	—	—	—
4521	Department stores	(C)	(D)	(D)	1	—	—	—	—	—	1	—	—	—
45211	Department stores	(C)	(D)	(D)	1	—	—	—	—	—	1	—	—	—
<b>48-49</b>	<b>Transportation &amp; warehousing</b>	<b>288</b>	<b>1 962</b>	<b>8 471</b>	<b>24</b>	<b>13</b>	<b>7</b>	<b>1</b>	<b>1</b>	<b>1</b>	<b>1</b>	<b>—</b>	<b>—</b>	<b>—</b>
484	Truck transportation	261	1 838	7 918	18	10	5	—	1	1	1	—	—	—
4841	General freight trucking	(C)	(D)	(D)	13	9	2	—	—	1	1	—	—	—
48412	General freight trucking, long-distance	133	1 056	4 551	8	6	1	—	—	—	1	—	—	—
484121	General freight trucking, long-distance, TL	133	1 056	4 551	8	6	1	—	—	—	1	—	—	—
<b>51</b>	<b>Information</b>	<b>107</b>	<b>786</b>	<b>2 944</b>	<b>12</b>	<b>5</b>	<b>3</b>	<b>3</b>	<b>1</b>	<b>—</b>	<b>—</b>	<b>—</b>	<b>—</b>	<b>—</b>
<b>52</b>	<b>Finance &amp; insurance</b>	<b>209</b>	<b>1 273</b>	<b>5 299</b>	<b>37</b>	<b>21</b>	<b>11</b>	<b>3</b>	<b>2</b>	<b>—</b>	<b>—</b>	<b>—</b>	<b>—</b>	<b>—</b>
522	Credit intermediation & related activities	(C)	(D)	(D)	20	8	8	2	2	—	—	—	—	—
5221	Depository credit intermediation	117	612	2 516	10	1	5	2	2	—	—	—	—	—
<b>53</b>	<b>Real estate &amp; rental &amp; leasing</b>	<b>68</b>	<b>282</b>	<b>1 154</b>	<b>23</b>	<b>17</b>	<b>5</b>	<b>1</b>	<b>—</b>	<b>—</b>	<b>—</b>	<b>—</b>	<b>—</b>	<b>—</b>
<b>54</b>	<b>Professional, scientific &amp; technical services</b>	<b>191</b>	<b>1 224</b>	<b>5 476</b>	<b>39</b>	<b>24</b>	<b>9</b>	<b>5</b>	<b>1</b>	<b>—</b>	<b>—</b>	<b>—</b>	<b>—</b>	<b>—</b>
541	Professional, scientific & technical services	191	1 224	5 476	39	24	9	5	1	—	—	—	—	—
<b>55</b>	<b>Management of companies &amp; enterprises</b>	<b>(A)</b>	<b>(D)</b>	<b>(D)</b>	<b>2</b>	<b>2</b>	<b>—</b>	<b>—</b>	<b>—</b>	<b>—</b>	<b>—</b>	<b>—</b>	<b>—</b>	<b>—</b>

See footnotes at end of table.

**Table 6. Counties—Employees, Payroll, and Establishments by Industry: 2002—Con.**

[Excludes most government employees, railroad employees, and self-employed persons. Size class 1 to 4 includes establishments with payroll, but no employees, during mid-March pay period. (D) denotes figures withheld to avoid disclosing data for individual companies; the data are included in broader industry totals. Detailed industries with 100 or more employees are shown if industry was not a (D). For explanation of terms, abbreviations, and data reliability/comparability, see introductory text]

NAICS code	Industry	Number of employees for week including March 12	Payroll (\$1,000)		Total number of establishments	Number of establishments by employment-size class								
			First quarter	Annual		1 to 4	5 to 9	10 to 19	20 to 49	50 to 99	100 to 249	250 to 499	500 to 999	1,000 or more
<b>MCDOWELL—Con.</b>														
<b>56</b>	<b>Admin. support, waste mgmt, remediation services</b>	<b>242</b>	<b>665</b>	<b>3 630</b>	<b>23</b>	<b>16</b>	<b>2</b>	<b>1</b>	<b>3</b>	<b>1</b>	—	—	—	—
561	Administrative & support services	(C)	(D)	(D)	22	15	2	1	3	1	—	—	—	—
5613	Employment services	145	398	2 212	3	—	—	—	2	1	—	—	—	—
56132	Temporary help services	(C)	(D)	(D)	2	—	—	—	1	1	—	—	—	—
<b>61</b>	<b>Educational services</b>	<b>(B)</b>	<b>(D)</b>	<b>(D)</b>	<b>3</b>	<b>1</b>	—	<b>1</b>	<b>1</b>	—	—	—	—	—
<b>62</b>	<b>Health care and social assistance</b>	<b>1 181</b>	<b>6 794</b>	<b>29 907</b>	<b>67</b>	<b>31</b>	<b>17</b>	<b>8</b>	<b>6</b>	<b>3</b>	<b>1</b>	<b>1</b>	—	—
621	Ambulatory health care services	360	2 393	11 631	43	20	15	4	3	1	—	—	—	—
6211	Offices of physicians	157	1 453	6 391	20	12	4	2	2	—	—	—	—	—
62111	Offices of physicians	157	1 453	6 391	20	12	4	2	2	—	—	—	—	—
621111	Offices of physicians (exc mental health)	157	1 453	6 391	20	12	4	2	2	—	—	—	—	—
622	Hospitals	(E)	(D)	(D)	1	—	—	—	—	—	—	1	—	—
6221	General medical & surgical hospitals	(E)	(D)	(D)	1	—	—	—	—	—	—	1	—	—
62211	General medical & surgical hospitals	(E)	(D)	(D)	1	—	—	—	—	—	—	1	—	—
623	Nursing & residential care facilities	353	1 665	6 455	14	6	1	2	2	2	1	—	—	—
6231	Nursing care facilities	(C)	(D)	(D)	2	—	—	—	—	1	1	—	—	—
62311	Nursing care facilities	(C)	(D)	(D)	2	—	—	—	—	1	1	—	—	—
6233	Community care facilities for the elderly	121	233	1 335	5	1	—	1	2	1	—	—	—	—
62331	Community care facilities for the elderly	121	233	1 335	5	1	—	1	2	1	—	—	—	—
<b>71</b>	<b>Arts, entertainment &amp; recreation</b>	<b>(B)</b>	<b>(D)</b>	<b>(D)</b>	<b>8</b>	<b>3</b>	<b>3</b>	<b>1</b>	<b>1</b>	—	—	—	—	—
<b>72</b>	<b>Accommodation &amp; food services</b>	<b>941</b>	<b>2 179</b>	<b>9 309</b>	<b>64</b>	<b>24</b>	<b>10</b>	<b>10</b>	<b>18</b>	<b>2</b>	—	—	—	—
722	Food services & drinking places	873	2 015	8 384	58	21	9	9	17	2	—	—	—	—
7221	Full-service restaurants	304	655	2 726	26	12	3	6	4	1	—	—	—	—
72211	Full-service restaurants	304	655	2 726	26	12	3	6	4	1	—	—	—	—
722110	Full-service restaurants	304	655	2 726	26	12	3	6	4	1	—	—	—	—
7222	Limited-service eating places	549	1 299	5 394	26	5	4	3	13	1	—	—	—	—
72221	Limited-service eating places	549	1 299	5 394	26	5	4	3	13	1	—	—	—	—
<b>81</b>	<b>Other services (except public administration)</b>	<b>432</b>	<b>1 457</b>	<b>5 836</b>	<b>97</b>	<b>69</b>	<b>21</b>	<b>3</b>	<b>4</b>	—	—	—	—	—
813	Religious, grantmaking, civic, prof & like organizations	302	801	3 176	65	51	9	1	4	—	—	—	—	—
8131	Religious organizations	279	714	2 811	57	45	7	1	4	—	—	—	—	—
81311	Religious organizations	279	714	2 811	57	45	7	1	4	—	—	—	—	—
813110	Religious organizations	279	714	2 811	57	45	7	1	4	—	—	—	—	—
<b>99</b>	<b>Unclassified establishments</b>	<b>22</b>	<b>43</b>	<b>152</b>	<b>6</b>	<b>5</b>	—	—	<b>1</b>	—	—	—	—	—
<b>MACON</b>														
	<b>Total</b>	<b>9 399</b>	<b>51 111</b>	<b>223 281</b>	<b>1 140</b>	<b>719</b>	<b>221</b>	<b>112</b>	<b>64</b>	<b>10</b>	<b>12</b>	<b>2</b>	—	—
<b>11</b>	<b>Forestry, fishing, hunting, and agriculture support</b>	<b>(B)</b>	<b>(D)</b>	<b>(D)</b>	<b>9</b>	<b>7</b>	<b>2</b>	—	—	—	—	—	—	—
<b>21</b>	<b>Mining</b>	<b>(A)</b>	<b>(D)</b>	<b>(D)</b>	<b>1</b>	<b>1</b>	—	—	—	—	—	—	—	—
<b>22</b>	<b>Utilities</b>	<b>(C)</b>	<b>(D)</b>	<b>(D)</b>	<b>2</b>	<b>1</b>	—	—	—	—	<b>1</b>	—	—	—
221	Utilities	(C)	(D)	(D)	2	1	—	—	—	—	1	—	—	—
2211	Elec pwr generation, transmsn & distribution	(C)	(D)	(D)	2	1	—	—	—	—	1	—	—	—
22112	Electric pwr transmsn, control & distribution	(C)	(D)	(D)	2	1	—	—	—	—	1	—	—	—
<b>23</b>	<b>Construction</b>	<b>1 381</b>	<b>7 439</b>	<b>33 724</b>	<b>247</b>	<b>163</b>	<b>48</b>	<b>25</b>	<b>9</b>	<b>2</b>	—	—	—	—
233	Building, developing & general contracting	613	3 338	14 480	93	58	21	8	5	1	—	—	—	—
2332	Residential building construction	(F)	(D)	(D)	86	54	19	8	4	1	—	—	—	—
23321	Single-family housing construction	556	3 001	13 048	84	52	19	8	4	1	—	—	—	—
233210	Single-family housing construction	556	3 001	13 048	84	52	19	8	4	1	—	—	—	—
234	Heavy construction	190	1 416	6 589	21	13	2	4	1	1	—	—	—	—
2349	Other heavy construction	150	920	4 689	16	11	2	1	1	1	—	—	—	—
235	Special trade contractors	578	2 685	12 655	133	92	25	13	3	—	—	—	—	—
2351	Plumbing, heating & AC contractor	141	628	2 752	26	20	2	2	2	—	—	—	—	—
23511	Plumbing, heating & AC contractor	141	628	2 752	26	20	2	2	2	—	—	—	—	—
235110	Plumbing, heating & AC contractor	141	628	2 752	26	20	2	2	2	—	—	—	—	—
2353	Electrical contractors	120	679	2 886	29	22	3	3	1	—	—	—	—	—
23531	Electrical contractors	120	679	2 886	29	22	3	3	1	—	—	—	—	—
235310	Electrical contractors	120	679	2 886	29	22	3	3	1	—	—	—	—	—
<b>31-33</b>	<b>Manufacturing</b>	<b>924</b>	<b>7 130</b>	<b>26 186</b>	<b>36</b>	<b>16</b>	<b>9</b>	<b>5</b>	<b>1</b>	<b>1</b>	<b>4</b>	—	—	—
321	Wood product mfg	215	1 503	6 464	6	—	1	3	1	—	1	—	—	—
3219	Other wood product mfg	(C)	(D)	(D)	4	—	—	2	1	—	1	—	—	—
32191	Millwork	183	1 353	5 669	3	—	—	1	1	—	1	—	—	—
332	Fabricated metal product mfg	(C)	(D)	(D)	4	2	1	—	—	—	1	—	—	—
3329	Other fabricated metal product mfg	(C)	(D)	(D)	1	—	—	—	—	—	1	—	—	—
33299	All other fabricated metal product mfg	(C)	(D)	(D)	1	—	—	—	—	—	1	—	—	—
334	Computer & electronic product mfg	(E)	(D)	(D)	2	—	—	—	—	1	1	—	—	—
3344	Semiconductor & oth electronic component mfg	(C)	(D)	(D)	1	—	—	—	—	—	1	—	—	—
33441	Semiconductor & oth electronic component mfg	(C)	(D)	(D)	1	—	—	—	—	—	1	—	—	—

See footnotes at end of table.

**Table 6. Counties—Employees, Payroll, and Establishments by Industry: 2002—Con.**

[Excludes most government employees, railroad employees, and self-employed persons. Size class 1 to 4 includes establishments with payroll, but no employees, during mid-March pay period. (D) denotes figures withheld to avoid disclosing data for individual companies; the data are included in broader industry totals. Detailed industries with 100 or more employees are shown if industry was not a (D). For explanation of terms, abbreviations, and data reliability/comparability, see introductory text]

NAICS code	Industry	Number of employees for week including March 12	Payroll (\$1,000)		Total number of establishments	Number of establishments by employment-size class								
			First quarter	Annual		1 to 4	5 to 9	10 to 19	20 to 49	50 to 99	100 to 249	250 to 499	500 to 999	1,000 or more
<b>MACON—Con.</b>														
<b>31-33</b>	<b>Manufacturing—Con.</b>													
339	Miscellaneous mfg .....	(C)	(D)	(D)	2	1	—	—	—	—	1	—	—	—
3399	Other miscellaneous mfg .....	(C)	(D)	(D)	2	1	—	—	—	—	1	—	—	—
33999	All other misc mfg .....	(C)	(D)	(D)	2	1	—	—	—	—	1	—	—	—
<b>42</b>	<b>Wholesale trade .....</b>	<b>141</b>	<b>760</b>	<b>3 361</b>	<b>31</b>	<b>22</b>	<b>7</b>	<b>—</b>	<b>2</b>	<b>—</b>	<b>—</b>	<b>—</b>	<b>—</b>	<b>—</b>
<b>44-45</b>	<b>Retail trade .....</b>	<b>1 859</b>	<b>8 021</b>	<b>36 921</b>	<b>245</b>	<b>160</b>	<b>44</b>	<b>25</b>	<b>10</b>	<b>3</b>	<b>3</b>	<b>—</b>	<b>—</b>	<b>—</b>
441	Motor vehicle & parts dealers .....	195	1 081	4 816	28	16	5	5	2	—	—	—	—	—
4413	Automotive parts, accessories & tire stores .....	109	409	1 754	16	7	5	4	—	—	—	—	—	—
444	Bldg material & garden equip & supp dealers .....	325	1 534	7 341	27	14	5	5	2	—	1	—	—	—
4441	Building material & supplies dealers .....	290	1 426	6 830	16	5	4	4	2	—	1	—	—	—
44411	Home centers .....	(C)	(D)	(D)	2	—	—	1	—	—	1	—	—	—
445	Food & beverage stores .....	422	1 593	6 907	23	10	4	2	4	3	—	—	—	—
4451	Grocery stores .....	378	1 446	6 315	14	6	—	1	4	3	—	—	—	—
44511	Grocery (except convenience) stores .....	356	1 348	5 874	8	1	—	—	4	3	—	—	—	—
445110	Grocery (except convenience) stores .....	356	1 348	5 874	8	1	—	—	4	3	—	—	—	—
447	Gasoline stations .....	116	509	1 877	21	13	6	1	1	—	—	—	—	—
4471	Gasoline stations .....	116	509	1 877	21	13	6	1	1	—	—	—	—	—
44711	Gasoline stations with convenience stores .....	105	466	1 693	17	10	5	1	1	—	—	—	—	—
447110	Gasoline stations with convenience stores .....	105	466	1 693	17	10	5	1	1	—	—	—	—	—
448	Clothing & clothing accessories stores .....	104	328	2 268	40	33	4	3	—	—	—	—	—	—
452	General merchandise stores .....	335	1 295	6 375	8	3	2	1	—	—	2	—	—	—
4521	Department stores .....	316	1 245	6 112	4	1	1	—	—	—	2	—	—	—
45211	Department stores .....	316	1 245	6 112	4	1	1	—	—	—	2	—	—	—
452110	Department stores .....	316	1 245	6 112	4	1	1	—	—	—	2	—	—	—
453	Miscellaneous store retailers .....	118	434	2 286	44	37	5	2	—	—	—	—	—	—
<b>48-49</b>	<b>Transportation &amp; warehousing .....</b>	<b>67</b>	<b>350</b>	<b>1 664</b>	<b>18</b>	<b>15</b>	<b>2</b>	<b>—</b>	<b>1</b>	<b>—</b>	<b>—</b>	<b>—</b>	<b>—</b>	<b>—</b>
<b>51</b>	<b>Information .....</b>	<b>396</b>	<b>2 883</b>	<b>11 183</b>	<b>17</b>	<b>8</b>	<b>2</b>	<b>3</b>	<b>3</b>	<b>—</b>	<b>1</b>	<b>—</b>	<b>—</b>	<b>—</b>
511	Publishing industries .....	(E)	(D)	(D)	6	—	1	1	3	—	1	—	—	—
5112	Software publishers .....	(E)	(D)	(D)	2	—	—	—	1	—	1	—	—	—
51121	Software publishers .....	(E)	(D)	(D)	2	—	—	—	1	—	1	—	—	—
<b>52</b>	<b>Finance &amp; insurance .....</b>	<b>365</b>	<b>2 654</b>	<b>11 108</b>	<b>40</b>	<b>21</b>	<b>10</b>	<b>5</b>	<b>2</b>	<b>2</b>	<b>—</b>	<b>—</b>	<b>—</b>	<b>—</b>
522	Credit intermediation & related activities .....	296	2 105	7 862	23	8	7	4	2	2	—	—	—	—
5221	Depository credit intermediation .....	273	1 969	7 118	17	3	7	3	2	2	—	—	—	—
52211	Commercial banking .....	(C)	(D)	(D)	12	3	4	3	1	1	—	—	—	—
52212	Savings institutions .....	(C)	(D)	(D)	4	—	2	—	1	1	—	—	—	—
<b>53</b>	<b>Real estate &amp; rental &amp; leasing .....</b>	<b>103</b>	<b>465</b>	<b>3 049</b>	<b>60</b>	<b>53</b>	<b>7</b>	<b>—</b>	<b>—</b>	<b>—</b>	<b>—</b>	<b>—</b>	<b>—</b>	<b>—</b>
<b>54</b>	<b>Professional, scientific &amp; technical services .....</b>	<b>222</b>	<b>1 265</b>	<b>5 944</b>	<b>54</b>	<b>38</b>	<b>10</b>	<b>4</b>	<b>2</b>	<b>—</b>	<b>—</b>	<b>—</b>	<b>—</b>	<b>—</b>
541	Professional, scientific & technical services .....	222	1 265	5 944	54	38	10	4	2	—	—	—	—	—
<b>56</b>	<b>Admin, support, waste mgt, remediation services .....</b>	<b>580</b>	<b>2 514</b>	<b>8 585</b>	<b>43</b>	<b>26</b>	<b>10</b>	<b>3</b>	<b>3</b>	<b>—</b>	<b>—</b>	<b>1</b>	<b>—</b>	<b>—</b>
561	Administrative & support services .....	560	2 392	8 082	40	24	10	2	3	—	—	1	—	—
5613	Employment services .....	397	1 697	4 468	5	1	1	—	2	—	—	1	—	—
56131	Employment placement agencies .....	(E)	(D)	(D)	1	—	—	—	—	—	—	1	—	—
5617	Services to buildings & dwellings .....	135	604	3 216	24	14	8	1	1	—	—	—	—	—
<b>61</b>	<b>Educational services .....</b>	<b>(A)</b>	<b>(D)</b>	<b>(D)</b>	<b>4</b>	<b>3</b>	<b>—</b>	<b>1</b>	<b>—</b>	<b>—</b>	<b>—</b>	<b>—</b>	<b>—</b>	<b>—</b>
<b>62</b>	<b>Health care and social assistance .....</b>	<b>1 439</b>	<b>9 732</b>	<b>41 820</b>	<b>76</b>	<b>33</b>	<b>23</b>	<b>11</b>	<b>4</b>	<b>1</b>	<b>3</b>	<b>1</b>	<b>—</b>	<b>—</b>
621	Ambulatory health care services .....	354	3 373	15 387	55	25	20	8	2	—	—	—	—	—
6211	Offices of physicians .....	174	2 086	9 855	27	14	8	4	1	—	—	—	—	—
62111	Offices of physicians .....	174	2 086	9 855	27	14	8	4	1	—	—	—	—	—
621111	Offices of physicians (exc mental health) .....	174	2 086	9 855	27	14	8	4	1	—	—	—	—	—
622	Hospitals .....	(F)	(D)	(D)	2	—	—	—	—	—	1	1	—	—
6221	General medical & surgical hospitals .....	(C)	(D)	(D)	1	—	—	—	—	—	1	—	—	—
62211	General medical & surgical hospitals .....	(C)	(D)	(D)	1	—	—	—	—	—	1	—	—	—
6223	Other specialty hospitals .....	(E)	(D)	(D)	1	—	—	—	—	—	—	1	—	—
62231	Other specialty hospitals .....	(E)	(D)	(D)	1	—	—	—	—	—	—	1	—	—
623	Nursing & residential care facilities .....	256	1 071	4 869	5	2	—	1	—	1	1	—	—	—
6231	Nursing care facilities .....	(C)	(D)	(D)	2	1	—	—	—	—	1	—	—	—
62311	Nursing care facilities .....	(C)	(D)	(D)	2	1	—	—	—	—	1	—	—	—
624	Social assistance .....	(E)	(D)	(D)	14	6	3	2	2	—	1	—	—	—
6241	Individual & family services .....	(C)	(D)	(D)	3	1	—	1	—	—	1	—	—	—
62419	Other individual & family services .....	(C)	(D)	(D)	3	1	—	1	—	—	1	—	—	—
<b>71</b>	<b>Arts, entertainment &amp; recreation .....</b>	<b>230</b>	<b>1 105</b>	<b>7 538</b>	<b>27</b>	<b>18</b>	<b>2</b>	<b>1</b>	<b>6</b>	<b>—</b>	<b>—</b>	<b>—</b>	<b>—</b>	<b>—</b>
713	Amusement, gambling & recreation industries .....	214	1 040	7 160	20	12	1	1	6	—	—	—	—	—
7139	Other amusement & recreation industries .....	214	1 040	7 160	20	12	1	1	6	—	—	—	—	—
71391	Golf courses & country clubs .....	121	841	6 272	7	2	—	1	4	—	—	—	—	—
713910	Golf courses & country clubs .....	121	841	6 272	7	2	—	1	4	—	—	—	—	—

See footnotes at end of table.

**Table 6. Counties—Employees, Payroll, and Establishments by Industry: 2002—Con.**

[Excludes most government employees, railroad employees, and self-employed persons. Size class 1 to 4 includes establishments with payroll, but no employees, during mid-March pay period. (D) denotes figures withheld to avoid disclosing data for individual companies; the data are included in broader industry totals. Detailed industries with 100 or more employees are shown if industry was not a (D). For explanation of terms, abbreviations, and data reliability/comparability, see introductory text]

NAICS code	Industry	Number of employees for week including March 12	Payroll (\$1,000)		Total number of establishments	Number of establishments by employment-size class									
			First quarter	Annual		1 to 4	5 to 9	10 to 19	20 to 49	50 to 99	100 to 249	250 to 499	500 to 999	1,000 or more	
<b>MACON—Con.</b>															
<b>72</b>	<b>Accommodation &amp; food services</b>	<b>975</b>	<b>2 324</b>	<b>15 178</b>	<b>94</b>	<b>38</b>	<b>20</b>	<b>17</b>	<b>18</b>	<b>1</b>	—	—	—	—	
721	Accommodation	167	378	2 088	24	13	4	6	1	—	—	—	—	—	
7211	Traveler accommodation	163	373	1 977	20	9	4	6	1	—	—	—	—	—	
72111	Hotels (exc casino hotels) & motels	150	318	1 675	16	6	3	6	1	—	—	—	—	—	
721110	Hotels (exc casino hotels) & motels	150	318	1 675	16	6	3	6	1	—	—	—	—	—	
722	Food services & drinking places	808	1 946	13 090	70	25	16	11	17	1	—	—	—	—	
7221	Full-service restaurants	434	1 053	5 943	41	15	12	5	8	1	—	—	—	—	
72211	Full-service restaurants	434	1 053	5 943	41	15	12	5	8	1	—	—	—	—	
722110	Full-service restaurants	434	1 053	5 943	41	15	12	5	8	1	—	—	—	—	
7222	Limited-service eating places	348	840	6 780	24	6	4	6	8	—	—	—	—	—	
72221	Limited-service eating places	348	840	6 780	24	6	4	6	8	—	—	—	—	—	
722211	Limited-service restaurants	286	722	6 142	18	3	3	6	6	—	—	—	—	—	
<b>81</b>	<b>Other services (except public administration)</b>	<b>550</b>	<b>2 370</b>	<b>10 415</b>	<b>129</b>	<b>91</b>	<b>24</b>	<b>11</b>	<b>3</b>	—	—	—	—	—	
811	Repair & maintenance	157	927	3 800	34	21	8	4	1	—	—	—	—	—	
8111	Automotive repair & maintenance	116	504	2 211	30	19	8	3	—	—	—	—	—	—	
813	Religious, grantmaking, civic, prof & like organizations	294	1 054	4 991	64	46	11	5	2	—	—	—	—	—	
8131	Religious organizations	197	745	3 424	44	30	10	3	1	—	—	—	—	—	
81311	Religious organizations	197	745	3 424	44	30	10	3	1	—	—	—	—	—	
813110	Religious organizations	197	745	3 424	44	30	10	3	1	—	—	—	—	—	
<b>95</b>	<b>Auxiliaries (exc corporate, subsidiary &amp; regional mgt)</b>	<b>(A)</b>	<b>(D)</b>	<b>(D)</b>	<b>1</b>	—	<b>1</b>	—	—	—	—	—	—	—	
<b>99</b>	<b>Unclassified establishments</b>	<b>(A)</b>	<b>(D)</b>	<b>(D)</b>	<b>6</b>	<b>5</b>	—	<b>1</b>	—	—	—	—	—	—	
<b>MADISON</b>															
	<b>Total</b>	<b>3 443</b>	<b>15 225</b>	<b>66 465</b>	<b>318</b>	<b>214</b>	<b>67</b>	<b>17</b>	<b>8</b>	<b>7</b>	<b>3</b>	<b>1</b>	<b>1</b>	—	
<b>11</b>	<b>Forestry, fishing, hunting, and agriculture support</b>	<b>(A)</b>	<b>(D)</b>	<b>(D)</b>	<b>2</b>	<b>2</b>	—	—	—	—	—	—	—	—	
<b>21</b>	<b>Mining</b>	<b>(A)</b>	<b>(D)</b>	<b>(D)</b>	<b>1</b>	—	—	<b>1</b>	—	—	—	—	—	—	
<b>22</b>	<b>Utilities</b>	<b>(B)</b>	<b>(D)</b>	<b>(D)</b>	<b>3</b>	<b>2</b>	—	—	<b>1</b>	—	—	—	—	—	
<b>23</b>	<b>Construction</b>	<b>182</b>	<b>859</b>	<b>4 506</b>	<b>61</b>	<b>46</b>	<b>12</b>	<b>3</b>	—	—	—	—	—	—	
<b>31-33</b>	<b>Manufacturing</b>	<b>779</b>	<b>5 176</b>	<b>21 396</b>	<b>18</b>	<b>12</b>	<b>2</b>	—	<b>2</b>	<b>1</b>	<b>1</b>	—	—	—	
323	Printing & related support activities	(C)	(D)	(D)	1	—	—	—	—	1	—	—	—	—	
3231	Printing & related support activities	(C)	(D)	(D)	1	—	—	—	—	1	—	—	—	—	
32311	Printing	(C)	(D)	(D)	1	—	—	—	—	1	—	—	—	—	
334	Computer & electronic product mfg	(E)	(D)	(D)	1	—	—	—	—	—	1	—	—	—	
3345	Nav, measuring, medical, control instruments mfg	(E)	(D)	(D)	1	—	—	—	—	—	1	—	—	—	
33451	Nav, measuring, medical, control instruments mfg	(E)	(D)	(D)	1	—	—	—	—	—	1	—	—	—	
<b>42</b>	<b>Wholesale trade</b>	<b>(B)</b>	<b>(D)</b>	<b>(D)</b>	<b>15</b>	<b>12</b>	—	<b>3</b>	—	—	—	—	—	—	
<b>44-45</b>	<b>Retail trade</b>	<b>392</b>	<b>1 263</b>	<b>5 276</b>	<b>55</b>	<b>33</b>	<b>16</b>	<b>2</b>	<b>2</b>	<b>2</b>	—	—	—	—	
445	Food & beverage stores	(C)	(D)	(D)	5	3	—	—	2	—	—	—	—	—	
4451	Grocery stores	(C)	(D)	(D)	5	3	—	—	2	—	—	—	—	—	
44511	Grocery (except convenience) stores	(C)	(D)	(D)	3	1	—	—	2	—	—	—	—	—	
<b>48-49</b>	<b>Transportation &amp; warehousing</b>	<b>(B)</b>	<b>(D)</b>	<b>(D)</b>	<b>13</b>	<b>11</b>	<b>2</b>	—	—	—	—	—	—	—	
<b>51</b>	<b>Information</b>	<b>(A)</b>	<b>(D)</b>	<b>(D)</b>	<b>2</b>	<b>1</b>	<b>1</b>	—	—	—	—	—	—	—	
<b>52</b>	<b>Finance &amp; insurance</b>	<b>(B)</b>	<b>(D)</b>	<b>(D)</b>	<b>12</b>	<b>6</b>	<b>6</b>	—	—	—	—	—	—	—	
<b>53</b>	<b>Real estate &amp; rental &amp; leasing</b>	<b>(A)</b>	<b>(D)</b>	<b>(D)</b>	<b>10</b>	<b>10</b>	—	—	—	—	—	—	—	—	
<b>54</b>	<b>Professional, scientific &amp; technical services</b>	<b>(B)</b>	<b>(D)</b>	<b>(D)</b>	<b>12</b>	<b>10</b>	<b>2</b>	—	—	—	—	—	—	—	
<b>55</b>	<b>Management of companies &amp; enterprises</b>	<b>(A)</b>	<b>(D)</b>	<b>(D)</b>	<b>1</b>	—	<b>1</b>	—	—	—	—	—	—	—	
<b>56</b>	<b>Admin, support, waste mgt, remediation services</b>	<b>(A)</b>	<b>(D)</b>	<b>(D)</b>	<b>9</b>	<b>9</b>	—	—	—	—	—	—	—	—	
<b>61</b>	<b>Educational services</b>	<b>(F)</b>	<b>(D)</b>	<b>(D)</b>	<b>5</b>	<b>4</b>	—	—	—	—	—	—	<b>1</b>	—	
611	Educational services	(F)	(D)	(D)	5	4	—	—	—	—	—	—	1	—	
6113	Colleges, universities & professional schools	(F)	(D)	(D)	2	1	—	—	—	—	—	—	1	—	
61131	Colleges, universities & professional schools	(F)	(D)	(D)	2	1	—	—	—	—	—	—	1	—	
<b>62</b>	<b>Health care and social assistance</b>	<b>525</b>	<b>2 369</b>	<b>10 899</b>	<b>29</b>	<b>10</b>	<b>10</b>	<b>4</b>	<b>1</b>	<b>2</b>	<b>2</b>	—	—	—	
621	Ambulatory health care services	167	979	4 665	13	4	4	4	1	—	—	—	—	—	
623	Nursing & residential care facilities	290	1 255	5 574	7	2	2	—	1	2	—	—	—	—	
6231	Nursing care facilities	(C)	(D)	(D)	2	—	—	—	—	2	—	—	—	—	
62311	Nursing care facilities	(C)	(D)	(D)	2	—	—	—	—	2	—	—	—	—	
<b>71</b>	<b>Arts, entertainment &amp; recreation</b>	<b>(B)</b>	<b>(D)</b>	<b>(D)</b>	<b>10</b>	<b>7</b>	<b>2</b>	—	<b>1</b>	—	—	—	—	—	
<b>72</b>	<b>Accommodation &amp; food services</b>	<b>214</b>	<b>465</b>	<b>2 256</b>	<b>22</b>	<b>9</b>	<b>7</b>	<b>2</b>	<b>4</b>	—	—	—	—	—	
722	Food services & drinking places	157	298	1 336	18	8	6	1	3	—	—	—	—	—	
<b>81</b>	<b>Other services (except public administration)</b>	<b>114</b>	<b>403</b>	<b>1 711</b>	<b>37</b>	<b>29</b>	<b>6</b>	<b>2</b>	—	—	—	—	—	—	
<b>99</b>	<b>Unclassified establishments</b>	<b>(A)</b>	<b>(D)</b>	<b>(D)</b>	<b>1</b>	<b>1</b>	—	—	—	—	—	—	—	—	

See footnotes at end of table.

**Table 6. Counties—Employees, Payroll, and Establishments by Industry: 2002—Con.**

[Excludes most government employees, railroad employees, and self-employed persons. Size class 1 to 4 includes establishments with payroll, but no employees, during mid-March pay period. (D) denotes figures withheld to avoid disclosing data for individual companies; the data are included in broader industry totals. Detailed industries with 100 or more employees are shown if industry was not a (D). For explanation of terms, abbreviations, and data reliability/comparability, see introductory text]

NAICS code	Industry	Number of employees for week including March 12	Payroll (\$1,000)		Total number of establishments	Number of establishments by employment-size class									
			First quarter	Annual		1 to 4	5 to 9	10 to 19	20 to 49	50 to 99	100 to 249	250 to 499	500 to 999	1,000 or more	
<b>MARTIN</b>															
	<b>Total</b> .....	<b>6 450</b>	<b>33 602</b>	<b>134 194</b>	<b>525</b>	<b>278</b>	<b>110</b>	<b>71</b>	<b>46</b>	<b>9</b>	<b>8</b>	<b>3</b>	-	-	
<b>11</b>	<b>Forestry, fishing, hunting, and agriculture support</b> .....	<b>152</b>	<b>1 080</b>	<b>4 520</b>	<b>20</b>	<b>11</b>	<b>3</b>	<b>4</b>	<b>2</b>	-	-	-	-	-	
113	Forestry and logging .....	(C)	(D)	(D)	13	5	3	3	2	-	-	-	-	-	
1133	Logging .....	132	867	3 659	12	4	3	3	2	-	-	-	-	-	
11331	Logging .....	132	867	3 659	12	4	3	3	2	-	-	-	-	-	
113310	Logging .....	132	867	3 659	12	4	3	3	2	-	-	-	-	-	
<b>22</b>	<b>Utilities</b> .....	<b>(C)</b>	<b>(D)</b>	<b>(D)</b>	<b>1</b>	-	-	-	-	-	<b>1</b>	-	-	-	
221	Utilities .....	(C)	(D)	(D)	1	-	-	-	-	-	1	-	-	-	
2211	Elec pwr generation, transmsn & distribution ...	(C)	(D)	(D)	1	-	-	-	-	-	1	-	-	-	
22112	Electric pwr transmsn, control & distribution ..	(C)	(D)	(D)	1	-	-	-	-	-	1	-	-	-	
<b>23</b>	<b>Construction</b> .....	<b>392</b>	<b>2 086</b>	<b>9 563</b>	<b>71</b>	<b>44</b>	<b>17</b>	<b>5</b>	<b>5</b>	-	-	-	-	-	
235	Special trade contractors .....	280	1 501	7 016	43	24	13	2	4	-	-	-	-	-	
2351	Plumbing, heating & AC contractor .....	127	811	3 759	11	5	3	-	3	-	-	-	-	-	
23511	Plumbing, heating & AC contractor .....	127	811	3 759	11	5	3	-	3	-	-	-	-	-	
235110	Plumbing, heating & AC contractor .....	127	811	3 759	11	5	3	-	3	-	-	-	-	-	
<b>31-33</b>	<b>Manufacturing</b> .....	<b>1 463</b>	<b>10 252</b>	<b>39 243</b>	<b>20</b>	<b>6</b>	<b>3</b>	<b>4</b>	<b>1</b>	<b>1</b>	<b>3</b>	<b>2</b>	-	-	
311	Food mfg .....	590	3 814	14 148	7	1	2	2	-	-	1	1	-	-	
3116	Animal slaughtering & processing .....	(F)	(D)	(D)	4	1	-	1	-	-	1	1	-	-	
31161	Animal slaughtering & processing .....	(F)	(D)	(D)	4	1	-	1	-	-	1	1	-	-	
313	Textile mills .....	579	4 529	17 132	3	-	-	-	-	1	1	1	-	-	
3131	Fiber, yarn & thread mills .....	(E)	(D)	(D)	1	-	-	-	-	-	-	1	-	-	
31311	Fiber, yarn & thread mills .....	(E)	(D)	(D)	1	-	-	-	-	-	-	1	-	-	
3132	Fabric mills .....	(E)	(D)	(D)	2	-	-	-	-	1	1	-	-	-	
31324	Knit fabric mills .....	(E)	(D)	(D)	2	-	-	-	-	1	1	-	-	-	
337	Furniture & related product mfg .....	(C)	(D)	(D)	1	-	-	-	-	-	1	-	-	-	
3372	Office furniture (including fixtures) mfg .....	(C)	(D)	(D)	1	-	-	-	-	-	1	-	-	-	
33721	Office furniture (including fixtures) mfg .....	(C)	(D)	(D)	1	-	-	-	-	-	1	-	-	-	
<b>42</b>	<b>Wholesale trade</b> .....	<b>223</b>	<b>1 262</b>	<b>5 475</b>	<b>30</b>	<b>16</b>	<b>5</b>	<b>6</b>	<b>3</b>	-	-	-	-	-	
421	Wholesale trade, durable goods .....	149	847	3 723	13	4	2	5	2	-	-	-	-	-	
<b>44-45</b>	<b>Retail trade</b> .....	<b>1 026</b>	<b>4 319</b>	<b>18 224</b>	<b>107</b>	<b>49</b>	<b>31</b>	<b>18</b>	<b>6</b>	<b>2</b>	<b>1</b>	-	-	-	
441	Motor vehicle & parts dealers .....	137	715	3 091	14	6	3	3	2	-	-	-	-	-	
444	Bldg material & garden equip & supp dealers .....	109	642	2 680	8	2	1	4	1	-	-	-	-	-	
445	Food & beverage stores .....	191	773	3 370	15	9	2	1	1	2	-	-	-	-	
4451	Grocery stores .....	(C)	(D)	(D)	11	7	1	-	1	2	-	-	-	-	
44511	Grocery (except convenience) stores .....	163	604	2 643	7	3	1	-	1	2	-	-	-	-	
445110	Grocery (except convenience) stores .....	163	604	2 643	7	3	1	-	1	2	-	-	-	-	
447	Gasoline stations .....	107	305	1 295	15	5	6	4	-	-	-	-	-	-	
4471	Gasoline stations .....	107	305	1 295	15	5	6	4	-	-	-	-	-	-	
452	General merchandise stores .....	214	687	2 947	8	3	4	-	-	-	1	-	-	-	
4521	Department stores .....	(C)	(D)	(D)	1	-	-	-	-	-	1	-	-	-	
45211	Department stores .....	(C)	(D)	(D)	1	-	-	-	-	-	1	-	-	-	
<b>48-49</b>	<b>Transportation &amp; warehousing</b> .....	<b>89</b>	<b>438</b>	<b>1 646</b>	<b>16</b>	<b>12</b>	<b>1</b>	<b>2</b>	<b>1</b>	-	-	-	-	-	
<b>51</b>	<b>Information</b> .....	<b>(B)</b>	<b>(D)</b>	<b>(D)</b>	<b>5</b>	<b>3</b>	-	<b>1</b>	<b>1</b>	-	-	-	-	-	
<b>52</b>	<b>Finance &amp; insurance</b> .....	<b>146</b>	<b>943</b>	<b>3 777</b>	<b>33</b>	<b>22</b>	<b>6</b>	<b>4</b>	<b>1</b>	-	-	-	-	-	
522	Credit intermediation & related activities .....	100	628	2 500	18	10	5	2	1	-	-	-	-	-	
<b>53</b>	<b>Real estate &amp; rental &amp; leasing</b> .....	<b>(B)</b>	<b>(D)</b>	<b>(D)</b>	<b>12</b>	<b>9</b>	<b>3</b>	-	-	-	-	-	-	-	
<b>54</b>	<b>Professional, scientific &amp; technical services</b> .....	<b>105</b>	<b>603</b>	<b>2 612</b>	<b>22</b>	<b>14</b>	<b>5</b>	<b>3</b>	-	-	-	-	-	-	
541	Professional, scientific & technical services .....	105	603	2 612	22	14	5	3	-	-	-	-	-	-	
<b>56</b>	<b>Admin, support, waste mgt, remediation services</b> .....	<b>110</b>	<b>481</b>	<b>1 785</b>	<b>18</b>	<b>9</b>	<b>6</b>	<b>2</b>	<b>1</b>	-	-	-	-	-	
561	Administrative & support services .....	(C)	(D)	(D)	17	9	5	2	1	-	-	-	-	-	
<b>61</b>	<b>Educational services</b> .....	<b>296</b>	<b>1 300</b>	<b>4 685</b>	<b>4</b>	-	-	<b>1</b>	<b>1</b>	<b>1</b>	<b>1</b>	-	-	-	
611	Educational services .....	296	1 300	4 685	4	-	-	1	1	1	1	-	-	-	
6112	Junior colleges .....	(C)	(D)	(D)	1	-	-	-	-	-	1	-	-	-	
61121	Junior colleges .....	(C)	(D)	(D)	1	-	-	-	-	-	1	-	-	-	

See footnotes at end of table.

**Table 6. Counties—Employees, Payroll, and Establishments by Industry: 2002—Con.**

[Excludes most government employees, railroad employees, and self-employed persons. Size class 1 to 4 includes establishments with payroll, but no employees, during mid-March pay period. (D) denotes figures withheld to avoid disclosing data for individual companies; the data are included in broader industry totals. Detailed industries with 100 or more employees are shown if industry was not a (D). For explanation of terms, abbreviations, and data reliability/comparability, see introductory text]

NAICS code	Industry	Number of employees for week including March 12	Payroll (\$1,000)		Total number of establishments	Number of establishments by employment-size class									
			First quarter	Annual		1 to 4	5 to 9	10 to 19	20 to 49	50 to 99	100 to 249	250 to 499	500 to 999	1,000 or more	
<b>MARTIN—Con.</b>															
<b>62</b>	<b>Health care and social assistance</b>	<b>1 330</b>	<b>5 952</b>	<b>23 631</b>	<b>59</b>	<b>24</b>	<b>12</b>	<b>10</b>	<b>5</b>	<b>5</b>	<b>2</b>	<b>1</b>			
621	Ambulatory health care services	331	2 092	8 477	25	11	7	4	1	2					
6216	Home health care services	183	862	3 349	5	2	1			2					
62161	Home health care services	183	862	3 349	5	2	1			2					
621610	Home health care services	183	862	3 349	5	2	1			2					
622	Hospitals	(E)	(D)	(D)	1							1			
6221	General medical & surgical hospitals	(E)	(D)	(D)	1							1			
62211	General medical & surgical hospitals	(E)	(D)	(D)	1							1			
623	Nursing & residential care facilities	349	1 470	4 942	13	3	1	4	3	1	1				
6231	Nursing care facilities	(C)	(D)	(D)	3	1	1				1				
62311	Nursing care facilities	(C)	(D)	(D)	3	1	1				1				
6233	Community care facilities for the elderly	132	398	2 093	5	2			2	1					
62331	Community care facilities for the elderly	132	398	2 093	5	2			2	1					
624	Social assistance	(E)	(D)	(D)	20	10	4	2	1	2	1				
6241	Individual & family services	258	670	2 854	10	5	2			2	1				
62419	Other individual & family services	(C)	(D)	(D)	8	4	2			1	1				
<b>71</b>	<b>Arts, entertainment &amp; recreation</b>	<b>(B)</b>	<b>(D)</b>	<b>(D)</b>	<b>7</b>	<b>5</b>		<b>1</b>	<b>1</b>						
<b>72</b>	<b>Accommodation &amp; food services</b>	<b>655</b>	<b>1 388</b>	<b>5 867</b>	<b>45</b>	<b>17</b>	<b>5</b>	<b>6</b>	<b>17</b>						
721	Accommodation	(C)	(D)	(D)	10	5	1	2	2						
7211	Traveler accommodation	(C)	(D)	(D)	9	5		2	2						
72111	Hotels (exc casino hotels) & motels	(C)	(D)	(D)	9	5		2	2						
722	Food services & drinking places	(F)	(D)	(D)	35	12	4	4	15						
7221	Full-service restaurants	284	594	2 240	20	7	3	3	7						
72211	Full-service restaurants	284	594	2 240	20	7	3	3	7						
722110	Full-service restaurants	284	594	2 240	20	7	3	3	7						
7222	Limited-service eating places	249	565	2 429	14	4	1	1	8						
72221	Limited-service eating places	249	565	2 429	14	4	1	1	8						
<b>81</b>	<b>Other services (except public administration)</b>	<b>192</b>	<b>663</b>	<b>2 649</b>	<b>51</b>	<b>34</b>	<b>13</b>	<b>4</b>							
813	Religious, grantmaking, civic, prof & like organizations	117	374	1 438	31	21	7	3							
<b>95</b>	<b>Auxiliaries (exc corporate, subsidiary &amp; regional mgt)</b>	<b>(B)</b>	<b>(D)</b>	<b>(D)</b>	<b>1</b>				<b>1</b>						
<b>99</b>	<b>Unclassified establishments</b>	<b>1</b>	<b>1</b>	<b>17</b>	<b>3</b>	<b>3</b>									
<b>MECKLENBURG</b>															
	<b>Total</b>	<b>519 735</b>	<b>5 673 329</b>	<b>20 741 606</b>	<b>24 713</b>	<b>12 283</b>	<b>4 525</b>	<b>3 462</b>	<b>2 698</b>	<b>953</b>	<b>538</b>	<b>147</b>	<b>60</b>	<b>47</b>	
<b>11</b>	<b>Forestry, fishing, hunting, and agriculture support</b>	<b>(B)</b>	<b>(D)</b>	<b>(D)</b>	<b>7</b>	<b>6</b>		<b>1</b>							
<b>21</b>	<b>Mining</b>	<b>(C)</b>	<b>(D)</b>	<b>(D)</b>	<b>10</b>	<b>3</b>	<b>1</b>	<b>3</b>	<b>3</b>						
212	Mining (except oil & gas)	(C)	(D)	(D)	7	1		3	3						
2123	Nonmetallic mineral mining & quarrying	(C)	(D)	(D)	7	1		3	3						
21231	Stone mining & quarrying	(C)	(D)	(D)	7	1		3	3						
<b>22</b>	<b>Utilities</b>	<b>5 647</b>	<b>137 859</b>	<b>409 061</b>	<b>26</b>	<b>6</b>	<b>5</b>	<b>5</b>	<b>2</b>	<b>3</b>	<b>2</b>	<b>1</b>		<b>2</b>	
221	Utilities	5 647	137 859	409 061	26	6	5	5	2	3	2	1		2	
2211	Elec pwr generation, transmsn & distribution	(H)	(D)	(D)	8	3			1	1	1			2	
22112	Electric pwr transmsn, control & distribution	(H)	(D)	(D)	3					1				2	
2212	Natural gas distribution	(F)	(D)	(D)	12	2	2	4		2	1	1			
22121	Natural gas distribution	(F)	(D)	(D)	12	2	2	4		2	1	1			
<b>23</b>	<b>Construction</b>	<b>29 083</b>	<b>280 742</b>	<b>1 159 689</b>	<b>2 127</b>	<b>1 196</b>	<b>341</b>	<b>260</b>	<b>210</b>	<b>79</b>	<b>30</b>	<b>8</b>	<b>2</b>	<b>1</b>	
233	Building, developing & general contracting	7 899	103 949	413 828	763	488	109	75	62	19	8	1	1		
2331	Land subdivision & land development	(E)	(D)	(D)	95	70	13	8	3	1					
23311	Land subdivision & land development	(E)	(D)	(D)	95	70	13	8	3	1					
2332	Residential building construction	3 673	49 060	188 761	501	349	76	34	27	11	4				
23321	Single-family housing construction	3 498	46 702	177 301	470	327	72	32	24	11	4				
233210	Single-family housing construction	3 498	46 702	177 301	470	327	72	32	24	11	4				
23322	Multifamily housing construction	175	2 358	11 460	31	22	4	2	3						
233220	Multifamily housing construction	175	2 358	11 460	31	22	4	2	3						
2333	Nonresidential building construction	(H)	(D)	(D)	167	69	20	33	32	7	4	1	1		
23332	Commercial & institutional bldg construction	3 718	48 330	198 246	165	68	20	33	31	7	4	1	1		
233320	Commercial & institutional bldg construction	3 718	48 330	198 246	165	68	20	33	31	7	4	1	1		
234	Heavy construction	4 441	44 221	191 896	103	40	16	16	15	10	1	3	1	1	
2341	Highway, street, bridge & tunnel construction	(H)	(D)	(D)	30	8	3	5	5	5		3		1	
23411	Highway & street construction	2 751	24 707	109 575	29	8	3	5	5	4		3		1	
234110	Highway & street construction	2 751	24 707	109 575	29	8	3	5	5	4		3		1	
2349	Other heavy construction	(G)	(D)	(D)	73	32	13	11	10	5	1		1		
23491	Water, sewer & pipeline construction	681	4 845	20 607	26	8	4	5	4	4	1				
234910	Water, sewer & pipeline construction	681	4 845	20 607	26	8	4	5	4	4	1				
23492	Pwr, communication transmsn line construction	(C)	(D)	(D)	16	9	3	2	1	1					
23493	Industrial nonbuilding structure construction	(F)	(D)	(D)	2					1			1		
23499	All other heavy construction	215	1 577	7 558	29	15	6	4	4						
234990	All other heavy construction	215	1 577	7 558	29	15	6	4	4						

See footnotes at end of table.

**Table 6. Counties—Employees, Payroll, and Establishments by Industry: 2002—Con.**

[Excludes most government employees, railroad employees, and self-employed persons. Size class 1 to 4 includes establishments with payroll, but no employees, during mid-March pay period. (D) denotes figures withheld to avoid disclosing data for individual companies; the data are included in broader industry totals. Detailed industries with 100 or more employees are shown if industry was not a (D). For explanation of terms, abbreviations, and data reliability/comparability, see introductory text]

NAICS code	Industry	Number of employees for week including March 12	Payroll (\$1,000)		Total number of establishments	Number of establishments by employment-size class								
			First quarter	Annual		1 to 4	5 to 9	10 to 19	20 to 49	50 to 99	100 to 249	250 to 499	500 to 999	1,000 or more
<b>MECKLENBURG—Con.</b>														
<b>23 Construction—Con.</b>														
235	Special trade contractors	16 743	132 572	553 965	1 261	668	216	169	133	50	21	4	—	—
2351	Plumbing, heating & AC contractor	4 272	38 825	163 077	234	97	43	37	31	19	7	—	—	—
23511	Plumbing, heating & AC contractor	4 272	38 825	163 077	234	97	43	37	31	19	7	—	—	—
235110	Plumbing, heating & AC contractor	4 272	38 825	163 077	234	97	43	37	31	19	7	—	—	—
2352	Painting & wall covering contractors	778	4 306	18 432	141	102	18	13	5	3	—	—	—	—
23521	Painting & wall covering contractors	778	4 306	18 432	141	102	18	13	5	3	—	—	—	—
235210	Painting & wall covering contractors	778	4 306	18 432	141	102	18	13	5	3	—	—	—	—
2353	Electrical contractors	2 940	24 919	101 868	218	110	41	33	21	7	5	1	—	—
23531	Electrical contractors	2 940	24 919	101 868	218	110	41	33	21	7	5	1	—	—
235310	Electrical contractors	2 940	24 919	101 868	218	110	41	33	21	7	5	1	—	—
2354	Masonry, drywall, insulation, tile contractors	2 857	21 179	87 252	162	87	22	24	20	4	2	3	—	—
23541	Masonry & stone contractors	587	3 927	16 128	44	26	6	7	3	1	—	1	—	—
235410	Masonry & stone contractors	587	3 927	16 128	44	26	6	7	3	1	—	1	—	—
23542	Drywall, acoustical & insulation contractors	1 949	14 885	61 072	81	43	8	11	12	3	2	2	—	—
235420	Drywall, acoustical & insulation contractors	1 949	14 885	61 072	81	43	8	11	12	3	2	2	—	—
23543	Tile, marble, terrazzo & mosaic contractors	321	2 367	10 052	37	18	8	6	5	—	—	—	—	—
235430	Tile, marble, terrazzo & mosaic contractors	321	2 367	10 052	37	18	8	6	5	—	—	—	—	—
2355	Carpentry & floor contractors	1 110	7 374	31 271	164	116	26	13	6	1	2	—	—	—
23551	Carpentry contractors	698	3 630	16 570	115	83	22	6	2	1	1	—	—	—
235510	Carpentry contractors	698	3 630	16 570	115	83	22	6	2	1	1	—	—	—
23552	Floor laying & other floor contractors	412	3 744	14 701	49	33	4	7	4	—	1	—	—	—
235520	Floor laying & other floor contractors	412	3 744	14 701	49	33	4	7	4	—	1	—	—	—
2356	Roofing, siding, & sheet metal contractors	694	4 769	20 462	77	39	13	11	14	—	—	—	—	—
23561	Roofing, siding, & sheet metal contractors	694	4 769	20 462	77	39	13	11	14	—	—	—	—	—
235610	Roofing, siding, & sheet metal contractors	694	4 769	20 462	77	39	13	11	14	—	—	—	—	—
2357	Concrete contractors	951	7 192	29 778	62	25	15	9	6	7	—	—	—	—
23571	Concrete contractors	951	7 192	29 778	62	25	15	9	6	7	—	—	—	—
235710	Concrete contractors	951	7 192	29 778	62	25	15	9	6	7	—	—	—	—
2359	Other special trade contractors	3 063	23 421	99 081	200	92	37	28	30	8	5	—	—	—
23592	Glass & glazing contractors	212	1 423	7 210	18	9	5	—	3	1	—	—	—	—
235920	Glass & glazing contractors	212	1 423	7 210	18	9	5	—	3	1	—	—	—	—
23593	Excavation contractors	789	6 134	25 740	45	25	8	4	5	1	2	—	—	—
235930	Excavation contractors	789	6 134	25 740	45	25	8	4	5	1	2	—	—	—
23595	Bldg equip & oth mach installation contractor	456	4 890	20 030	23	7	2	5	6	3	—	—	—	—
235950	Bldg equip & oth mach installation contractor	456	4 890	20 030	23	7	2	5	6	3	—	—	—	—
23599	All other special trade contractors	1 476	8 913	40 005	100	46	19	16	13	3	3	—	—	—
235990	All other special trade contractors	1 476	8 913	40 005	100	46	19	16	13	3	3	—	—	—
<b>31-33</b>	<b>Manufacturing</b>	<b>33 804</b>	<b>339 374</b>	<b>1 326 486</b>	<b>918</b>	<b>295</b>	<b>169</b>	<b>160</b>	<b>146</b>	<b>73</b>	<b>55</b>	<b>12</b>	<b>5</b>	<b>3</b>
311	Food mfg	3 838	35 071	129 009	38	14	5	2	7	3	3	1	2	1
3112	Grain & oilseed milling	(C)	(D)	(D)	2	—	—	—	—	1	1	—	—	—
31122	Starch & vegetable fats & oils mfg	(C)	(D)	(D)	1	—	—	—	—	—	1	—	—	—
3118	Bakeries & tortilla mfg	2 718	26 379	93 180	22	7	4	2	3	1	2	1	1	1
31181	Bread & bakery product mfg	(G)	(D)	(D)	18	7	3	2	2	1	1	1	—	—
31182	Cookie, cracker & pasta mfg	(G)	(D)	(D)	4	—	1	—	1	—	1	—	—	1
3119	Other food mfg	888	5 615	24 633	6	1	—	—	3	1	—	—	1	—
31191	Snack food mfg	(F)	(D)	(D)	2	—	—	—	1	—	—	—	1	—
312	Beverage & tobacco product mfg	619	6 388	27 263	6	3	—	—	—	—	2	1	—	—
3121	Beverage mfg	619	6 388	27 263	6	3	—	—	—	—	2	1	—	—
31211	Soft drink & ice mfg	619	6 388	27 263	6	3	—	—	—	—	2	1	—	—
313	Textile mills	724	5 408	22 304	32	11	5	6	5	4	1	—	—	—
3132	Fabric mills	487	4 106	16 505	15	6	1	1	3	3	1	—	—	—
31321	Broadwoven fabric mills	212	2 093	8 343	6	3	1	—	—	1	1	—	—	—
313210	Broadwoven fabric mills	212	2 093	8 343	6	3	1	—	—	1	1	—	—	—
31323	Nonwoven fabric mills	(C)	(D)	(D)	2	—	—	1	—	1	—	—	—	—
31324	Knit fabric mills	142	956	3 668	3	—	—	—	2	1	—	—	—	—
313249	Other knit fabric & lace mills	142	956	3 668	3	—	—	—	2	1	—	—	—	—
3133	Textile, fabric finishing, fabric coating mills	(C)	(D)	(D)	14	3	4	5	2	—	—	—	—	—
31331	Textile & fabric finishing mills	(C)	(D)	(D)	12	3	3	5	1	—	—	—	—	—
314	Textile product mills	554	3 891	16 505	21	8	5	2	3	1	2	—	—	—
3141	Textile furnishings mills	425	2 992	13 044	14	7	4	—	—	1	2	—	—	—
31412	Curtain & linen mills	(E)	(D)	(D)	13	6	4	—	—	1	2	—	—	—
3149	Other textile product mills	129	899	3 461	7	1	1	2	3	—	—	—	—	—
31499	All other textile product mills	(C)	(D)	(D)	5	1	—	1	3	—	—	—	—	—
315	Apparel manufacturing	(E)	(D)	(D)	9	1	4	2	1	—	—	1	—	—
3151	Apparel knitting mills	(E)	(D)	(D)	3	—	—	—	2	—	—	—	1	—
31511	Hosiery & sock mills	(E)	(D)	(D)	2	—	—	1	—	—	—	1	—	—
321	Wood product mfg	441	3 228	14 065	20	5	5	3	5	2	—	—	—	—
3219	Other wood product mfg	(E)	(D)	(D)	17	3	4	3	5	2	—	—	—	—
32191	Millwork	(C)	(D)	(D)	9	2	3	1	2	1	—	—	—	—
32192	Wood container & pallet mfg	253	1 442	6 849	7	—	1	2	3	1	—	—	—	—
321920	Wood container & pallet mfg	253	1 442	6 849	7	—	1	2	3	1	—	—	—	—
322	Paper mfg	2 104	17 634	74 180	26	4	4	1	4	5	7	—	1	—
3221	Pulp, paper & paperboard mills	(C)	(D)	(D)	3	1	1	—	—	—	1	—	—	—
32213	Paperboard mills	(C)	(D)	(D)	2	—	1	—	—	—	1	—	—	—
3222	Converted paper product mfg	(G)	(D)	(D)	23	3	3	1	4	5	6	—	1	—
32221	Paperboard container mfg	1 658	13 029	55 461	15	1	2	—	2	4	5	—	1	—
322212	Folding paperboard box mfg	435	4 712	19 416	4	—	—	—	—	1	3	—	—	—
32223	Stationery product mfg	(E)	(D)	(D)	3	—	1	—	—	1	1	—	—	—

See footnotes at end of table.



**Table 6. Counties—Employees, Payroll, and Establishments by Industry: 2002—Con.**

[Excludes most government employees, railroad employees, and self-employed persons. Size class 1 to 4 includes establishments with payroll, but no employees, during mid-March pay period. (D) denotes figures withheld to avoid disclosing data for individual companies; the data are included in broader industry totals. Detailed industries with 100 or more employees are shown if industry was not a (D). For explanation of terms, abbreviations, and data reliability/comparability, see introductory text]

NAICS code	Industry	Number of employees for week including March 12	Payroll (\$1,000)		Total number of establishments	Number of establishments by employment-size class								
			First quarter	Annual		1 to 4	5 to 9	10 to 19	20 to 49	50 to 99	100 to 249	250 to 499	500 to 999	1,000 or more
<b>MECKLENBURG—Con.</b>														
<b>31-33 Manufacturing—Con.</b>														
323	Printing & related support activities	2 963	24 895	103 638	167	66	33	36	19	6	6	1	—	—
3231	Printing & related support activities	2 963	24 895	103 638	167	66	33	36	19	6	6	1	—	—
32311	Printing	2 668	21 880	92 307	146	59	27	33	15	5	6	1	—	—
323110	Commercial lithographic printing	1 117	11 232	43 726	49	14	9	14	7	2	1	—	—	—
323113	Commercial screen printing	147	948	4 861	19	9	3	6	1	—	—	—	—	—
323114	Quick printing	409	3 140	13 537	46	24	11	7	3	—	1	—	—	—
323116	Manifold business form printing	243	1 749	7 122	4	1	—	—	1	1	1	—	—	—
323118	Blankbook, loose-leaf binder & device mfg	299	1 650	8 195	3	—	—	1	—	1	1	—	—	—
323119	Other commercial printing	109	825	4 744	13	5	3	3	2	—	—	—	—	—
32312	Printing support activities	295	3 015	11 331	21	7	6	3	4	1	—	—	—	—
323122	Prepress services	203	2 230	8 520	14	5	4	1	3	1	—	—	—	—
325	Chemical mfg	1 865	24 603	98 521	61	16	13	9	7	13	2	1	—	—
3251	Basic chemical mfg	306	4 549	18 276	8	—	3	1	—	4	—	—	—	—
32513	Synthetic dye & pigment mfg	175	3 181	11 491	4	—	2	—	—	2	—	—	—	—
325132	Synthetic organic dye & pigment mfg	175	3 181	11 491	4	—	2	—	—	2	—	—	—	—
3252	Resin, syn rubber, artf & syn fibers, fil mfg	413	5 585	22 937	6	—	2	—	1	2	—	1	—	—
32521	Resin & synthetic rubber mfg	(E)	(D)	(D)	4	—	1	—	—	2	—	1	—	—
3254	Pharmaceutical & medicine mfg	(C)	(D)	(D)	4	1	1	1	—	—	1	—	—	—
32541	Pharmaceutical & medicine mfg	(C)	(D)	(D)	4	1	1	1	—	—	1	—	—	—
3255	Paint, coating & adhesive mfg	147	1 795	8 624	6	3	1	—	—	2	—	—	—	—
3256	Soap, cleaners & toilet preparation mfg	217	3 434	14 475	9	3	—	2	2	2	—	—	—	—
32561	Soap & cleaning compound mfg	217	3 434	14 475	9	3	—	2	2	2	—	—	—	—
3259	Other chemical product & preparation mfg	616	6 680	27 997	26	9	5	4	4	3	1	—	—	—
32591	Printing ink mfg	410	4 526	18 700	13	3	2	2	3	3	—	—	—	—
325910	Printing ink mfg	410	4 526	18 700	13	3	2	2	3	3	—	—	—	—
32599	All other chemical product & preparation mfg	206	2 154	9 297	13	6	3	2	1	—	1	—	—	—
325991	Custom compounding of purchased resin	144	1 447	5 717	4	2	—	—	1	—	1	—	—	—
326	Plastics & rubber products mfg	4 166	42 630	170 024	49	8	4	7	14	3	10	2	—	1
3261	Plastics product mfg	2 211	21 149	85 195	38	7	2	6	10	3	9	1	—	—
32611	Unsupported plastics film, sheet, & bag mfg	611	5 638	24 284	7	—	—	1	2	1	2	1	—	—
32612	Plastics pipe, pipe fitting, & unsupported profile shape mfg	(C)	(D)	(D)	2	—	—	—	1	—	1	—	—	—
32614	Polystyrene foam product mfg	(C)	(D)	(D)	2	—	—	—	1	1	—	—	—	—
32615	Foam product (exc polystyrene) mfg	(C)	(D)	(D)	2	—	—	—	1	—	1	—	—	—
32619	Other plastics product mfg	1 009	10 379	38 706	23	6	2	4	6	—	5	—	—	—
3262	Rubber product mfg	1 955	21 481	84 829	11	1	2	1	4	—	1	1	—	1
32621	Tire mfg	(G)	(D)	(D)	5	—	2	1	1	—	—	—	—	1
32622	Rubber & plastics hoses & belting mfg	(F)	(D)	(D)	4	—	—	—	2	—	1	1	—	—
327	Nonmetallic mineral product mfg	923	8 765	34 820	32	8	5	8	8	1	2	—	—	—
3273	Cement & concrete product mfg	762	7 529	29 915	16	3	1	2	7	1	2	—	—	—
32732	Ready-mix concrete mfg	325	3 667	14 812	4	—	—	1	1	1	1	—	—	—
327320	Ready-mix concrete mfg	325	3 667	14 812	4	—	—	1	1	1	1	—	—	—
32739	Other concrete product mfg	374	3 240	11 221	9	3	—	—	5	—	1	—	—	—
327390	Other concrete product mfg	374	3 240	11 221	9	3	—	—	5	—	1	—	—	—
3279	Other nonmetallic mineral product mfg	115	964	3 776	8	1	1	5	1	—	—	—	—	—
331	Primary metal mfg	845	8 043	40 514	12	4	1	4	1	—	1	—	1	—
3311	Iron & steel mills & ferroalloy mfg	(C)	(D)	(D)	2	—	—	1	—	—	1	—	—	—
33111	Iron & steel mills & ferroalloy mfg	(C)	(D)	(D)	2	—	—	1	—	—	1	—	—	—
3315	Foundries	(F)	(D)	(D)	5	2	—	1	1	—	—	—	1	—
33151	Ferrous metal foundries	(F)	(D)	(D)	2	—	—	—	1	—	—	—	1	—
332	Fabricated metal product mfg	3 556	32 298	131 181	135	39	27	27	21	15	4	2	—	—
3321	Forging & stamping	380	3 271	14 008	9	—	1	1	2	5	—	—	—	—
33211	Forging & stamping	380	3 271	14 008	9	—	1	1	2	5	—	—	—	—
3323	Architectural & structural metals mfg	799	10 214	35 215	32	13	6	4	4	3	2	—	—	—
33231	Plate work & fabricated structural prod mfg	499	8 031	26 753	7	2	1	—	—	2	2	—	—	—
33232	Ornamental & architectural metal prod mfg	300	2 183	8 462	25	11	5	4	4	1	—	—	—	—
332322	Sheet metal work mfg	108	718	2 729	12	6	2	2	2	—	—	—	—	—
332323	Ornamental & architectural metal work mfg	175	1 335	5 170	10	4	1	2	2	1	—	—	—	—
3324	Boiler, tank & shipping container mfg	(C)	(D)	(D)	5	—	1	—	3	1	—	—	—	—
33243	Light gauge metal container mfg	(C)	(D)	(D)	2	—	—	—	1	1	—	—	—	—
3326	Spring & wire product mfg	355	3 016	12 424	5	—	—	2	2	—	—	—	—	—
33261	Spring & wire product mfg	355	3 016	12 424	5	—	—	2	2	—	—	1	—	—
3327	Mach shops, turn prod, screw, nut, bolt mfg	526	4 395	19 723	43	16	11	9	6	—	1	—	—	—
33271	Machine shops	374	3 372	14 533	38	16	9	7	6	—	—	—	—	—
332710	Machine shops	374	3 372	14 533	38	16	9	7	6	—	—	—	—	—
33272	Turned product & screw, nut & bolt mfg	152	1 023	5 190	5	—	2	—	—	—	1	—	—	—
3328	Coating, engrave, heat treating & oth activity	311	2 588	10 265	18	4	3	7	3	1	—	—	—	—
33281	Coating, engrave, heat treating & oth activity	311	2 588	10 265	18	4	3	7	3	1	—	—	—	—
332812	Metal coating, engraving & allied services	134	1 287	4 995	5	2	—	1	1	1	—	—	—	—
3329	Other fabricated metal product mfg	920	6 755	29 582	19	4	5	3	—	5	1	1	—	—
33291	Metal valve mfg	(E)	(D)	(D)	7	1	2	1	—	2	—	1	—	—
33299	All other fabricated metal product mfg	(E)	(D)	(D)	12	3	3	2	—	3	1	—	—	—
332999	All other misc fabricated metal product mfg	206	1 923	8 721	7	1	2	2	—	2	—	—	—	—
333	Machinery mfg	4 012	49 382	193 149	94	18	16	21	20	9	8	1	1	—
3331	Ag, construction & mining machinery mfg	(C)	(D)	(D)	2	—	—	—	1	1	—	—	—	—
33312	Construction machinery mfg	(C)	(D)	(D)	2	—	—	—	1	1	—	—	—	—
3332	Industrial machinery mfg	721	8 189	32 002	28	5	6	6	8	1	2	—	—	—
33322	Plastics & rubber industry machinery mfg	120	1 313	5 160	4	—	2	—	1	1	—	—	—	—
333220	Plastics & rubber industry machinery mfg	120	1 313	5 160	4	—	2	—	1	1	—	—	—	—
33329	Other industrial machinery mfg	601	6 876	26 842	24	5	4	6	7	—	2	—	—	—
333292	Textile machinery mfg	306	3 525	13 569	14	4	2	4	3	—	1	—	—	—
333293	Printing machinery & equipment mfg	201	2 291	9 336	4	—	1	—	2	—	1	—	—	—

See footnotes at end of table.

**Table 6. Counties—Employees, Payroll, and Establishments by Industry: 2002—Con.**

[Excludes most government employees, railroad employees, and self-employed persons. Size class 1 to 4 includes establishments with payroll, but no employees, during mid-March pay period. (D) denotes figures withheld to avoid disclosing data for individual companies; the data are included in broader industry totals. Detailed industries with 100 or more employees are shown if industry was not a (D). For explanation of terms, abbreviations, and data reliability/comparability, see introductory text]

NAICS code	Industry	Number of employees for week including March 12	Payroll (\$1,000)		Total number of establishments	Number of establishments by employment-size class								
			First quarter	Annual		1 to 4	5 to 9	10 to 19	20 to 49	50 to 99	100 to 249	250 to 499	500 to 999	1,000 or more
<b>MECKLENBURG—Con.</b>														
<b>31-33 Manufacturing—Con.</b>														
333	Machinery mfg—Con.													
3333	Commercial & service industry machinery mfg . .	(C)	(D)	(D)	7	2	1	2	1	1	—	—	—	—
33331	Commercial & service industry machinery mfg . . . . .	(C)	(D)	(D)	7	2	1	2	1	1	—	—	—	—
3334	HVAC & commercial refrigeration equipment mfg . . . . .	594	7 127	30 355	10	1	1	1	4	1	2	—	—	—
33341	HVAC & commercial refrigeration equipment mfg . . . . .	594	7 127	30 355	10	1	1	1	4	1	2	—	—	—
333415	AC, warm air htg & commercial refig equip mfg . . . . .	496	5 953	25 877	5	—	—	1	1	1	2	—	—	—
3335	Metalworking machinery mfg . . . . .	345	4 037	15 195	15	6	3	2	2	1	1	—	—	—
33351	Metalworking machinery mfg . . . . .	345	4 037	15 195	15	6	3	2	2	1	1	—	—	—
3336	Engine, turbine & power transmsn equip mfg . . . . .	1 141	17 901	65 947	8	1	1	1	1	2	1	—	1	—
33361	Engine, turbine & power transmsn equip mfg . . . . .	1 141	17 901	65 947	8	1	1	1	1	2	1	—	1	—
3339	Other general purpose machinery mfg . . . . .	987	10 529	42 209	24	3	4	9	3	2	2	1	—	—
33391	Pump & compressor mfg . . . . .	(E)	(D)	(D)	2	—	—	—	—	—	1	1	—	—
33392	Material handling equipment mfg . . . . .	(C)	(D)	(D)	9	1	—	6	1	—	—	—	—	—
33399	All other general purpose machinery mfg . . . . .	465	5 018	20 526	13	2	3	3	2	2	1	—	—	—
333999	All other general purpose machinery mfg . . . . .	316	3 410	13 569	8	1	1	3	2	—	1	—	—	—
334	Computer & electronic product mfg . . . . .	3 978	50 359	157 498	32	9	7	5	3	2	4	1	—	1
3341	Computer & peripheral equipment mfg . . . . .	(E)	(D)	(D)	7	2	—	1	1	2	1	—	—	—
33411	Computer & peripheral equipment mfg . . . . .	(E)	(D)	(D)	7	2	—	1	1	2	1	—	—	—
3343	Audio & video equipment mfg . . . . .	(C)	(D)	(D)	2	—	—	—	1	—	1	—	—	—
33431	Audio & video equipment mfg . . . . .	(C)	(D)	(D)	2	—	—	—	1	—	1	—	—	—
3344	Semiconductor & oth electronic component mfg . . . . .	3 240	42 335	124 898	9	3	2	1	—	—	1	1	—	1
33441	Semiconductor & oth electronic component mfg . . . . .	3 240	42 335	124 898	9	3	2	1	—	—	1	1	—	1
3345	Nav, measuring, medical, control instruments mfg . . . . .	223	2 523	10 523	10	3	3	2	1	—	1	—	—	—
33451	Nav, measuring, medical, control instruments mfg . . . . .	223	2 523	10 523	10	3	3	2	1	—	1	—	—	—
335	Electrical equip, appliance & component mfg . . . . .	324	2 923	13 153	16	3	3	5	3	2	—	—	—	—
3353	Electrical equipment mfg . . . . .	172	1 740	7 342	8	—	2	3	2	1	—	—	—	—
33531	Electrical equipment mfg . . . . .	172	1 740	7 342	8	—	2	3	2	1	—	—	—	—
3359	Other electrical equipment & component mfg . . . . .	127	1 025	5 176	5	2	1	—	1	1	—	—	—	—
33599	All oth electrical equipment & component mfg . . . . .	(C)	(D)	(D)	4	2	—	—	1	1	—	—	—	—
336	Transportation equipment mfg . . . . .	609	5 304	20 466	24	6	3	4	8	1	2	—	—	—
3362	Motor vehicle body & trailer mfg . . . . .	112	1 029	3 505	4	—	1	—	3	—	—	—	—	—
33621	Motor vehicle body & trailer mfg . . . . .	112	1 029	3 505	4	—	1	—	3	—	—	—	—	—
336211	Motor vehicle body mfg . . . . .	112	1 029	3 505	4	—	1	—	3	—	—	—	—	—
3363	Motor vehicle parts mfg . . . . .	450	3 817	15 131	14	2	2	3	4	1	2	—	—	—
33639	Other motor vehicle parts mfg . . . . .	289	2 412	9 077	7	1	2	—	2	—	2	—	—	—
337	Furniture & related product mfg . . . . .	430	3 599	15 188	51	27	13	5	5	1	—	—	—	—
3371	HH & institutional furniture & kitchen cabinet mfg . . . . .	(C)	(D)	(D)	35	20	10	3	2	—	—	—	—	—
33711	Wood kitchen cabinet & countertop mfg . . . . .	143	1 078	4 764	24	15	5	2	2	—	—	—	—	—
337110	Wood kitchen cabinet & countertop mfg . . . . .	143	1 078	4 764	24	15	5	2	2	—	—	—	—	—
3372	Office furniture (including fixtures) mfg . . . . .	118	995	3 943	13	7	2	1	3	—	—	—	—	—
33721	Office furniture (including fixtures) mfg . . . . .	118	995	3 943	13	7	2	1	3	—	—	—	—	—
3379	Other furniture related product mfg . . . . .	(C)	(D)	(D)	3	—	1	1	—	1	—	—	—	—
339	Miscellaneous mfg . . . . .	1 491	12 776	55 020	91	45	16	12	11	5	1	1	—	—
3391	Medical equipment & supplies mfg . . . . .	708	6 282	31 045	40	20	6	7	4	2	—	1	—	—
33911	Medical equipment & supplies mfg . . . . .	708	6 282	31 045	40	20	6	7	4	2	—	1	—	—
339113	Surgical appliance & supplies mfg . . . . .	124	613	3 338	6	2	—	2	1	1	—	—	—	—
339114	Dental equipment & supplies mfg . . . . .	274	2 957	17 045	4	—	—	1	—	—	—	1	—	—
339116	Dental laboratories . . . . .	210	1 872	7 304	22	11	6	4	—	1	—	—	—	—
3399	Other miscellaneous mfg . . . . .	783	6 494	23 975	51	25	10	5	7	3	1	—	—	—
33995	Sign mfg . . . . .	231	2 312	7 456	26	13	7	2	4	—	—	—	—	—
339950	Sign mfg . . . . .	231	2 312	7 456	26	13	7	2	4	—	—	—	—	—
33999	All other misc mfg . . . . .	419	3 316	13 026	13	5	1	2	2	2	1	—	—	—
<b>42</b>	<b>Wholesale trade . . . . .</b>	<b>41 309</b>	<b>502 466</b>	<b>1 949 361</b>	<b>2 464</b>	<b>1 172</b>	<b>479</b>	<b>376</b>	<b>305</b>	<b>77</b>	<b>40</b>	<b>7</b>	<b>6</b>	<b>2</b>
421	Wholesale trade, durable goods . . . . .	26 143	343 834	1 332 636	1 781	796	379	285	232	61	22	4	1	1
4211	Motor vehicle, motor vehicle pt & supply whsle . . . . .	2 296	23 818	97 590	119	48	26	20	15	7	1	2	—	—
42111	Automobile & other motor vehicle whsle . . . . .	896	7 710	32 710	34	17	4	1	7	4	—	1	—	—
421110	Automobile & other motor vehicle whsle . . . . .	896	7 710	32 710	34	17	4	1	7	4	—	1	—	—
42112	Motor vehicle supplies & new parts whsle . . . . .	711	6 691	26 629	63	26	17	11	7	1	1	—	—	—
421120	Motor vehicle supplies & new parts whsle . . . . .	711	6 691	26 629	63	26	17	11	7	1	1	—	—	—
42113	Tire & tube whsle . . . . .	609	8 879	36 088	12	3	1	4	1	2	—	1	—	—
421130	Tire & tube whsle . . . . .	609	8 879	36 088	12	3	1	4	1	2	—	1	—	—
4212	Furniture & home furnishing whsle . . . . .	776	6 996	30 303	85	51	15	9	6	3	1	—	—	—
42121	Furniture whsle . . . . .	472	4 192	18 581	41	26	3	4	5	3	—	—	—	—
421210	Furniture whsle . . . . .	472	4 192	18 581	41	26	3	4	5	3	—	—	—	—
42122	Home furnishing whsle . . . . .	304	2 804	11 722	44	25	12	5	1	—	1	—	—	—
421220	Home furnishing whsle . . . . .	304	2 804	11 722	44	25	12	5	1	—	1	—	—	—

See footnotes at end of table.

**Table 6. Counties—Employees, Payroll, and Establishments by Industry: 2002—Con.**

[Excludes most government employees, railroad employees, and self-employed persons. Size class 1 to 4 includes establishments with payroll, but no employees, during mid-March pay period. (D) denotes figures withheld to avoid disclosing data for individual companies; the data are included in broader industry totals. Detailed industries with 100 or more employees are shown if industry was not a (D). For explanation of terms, abbreviations, and data reliability/comparability, see introductory text]

NAICS code	Industry	Number of employees for week including March 12	Payroll (\$1,000)		Total number of establishments	Number of establishments by employment-size class									
			First quarter	Annual		1 to 4	5 to 9	10 to 19	20 to 49	50 to 99	100 to 249	250 to 499	500 to 999	1,000 or more	
<b>MECKLENBURG—Con.</b>															
<b>42 Wholesale trade—Con.</b>															
421	Wholesale trade, durable goods—Con.														
4213	Lumber & other construction materials whsle . . .	983	10 801	44 993	94	39	20	19	15	1	—	—	—	—	
42131	Lumber, plywood, millwork & wood panel whsle . . .	503	5 925	24 527	32	11	7	3	10	1	—	—	—	—	
421310	Lumber, plywood, millwork & wood panel whsle . . .	503	5 925	24 527	32	11	7	3	10	1	—	—	—	—	
42132	Brick & related construction material whsle . . .	113	1 055	5 144	23	13	6	4	—	—	—	—	—	—	
421320	Brick & related construction material whsle . . .	113	1 055	5 144	23	13	6	4	—	—	—	—	—	—	
42133	Roofing, siding & insulation material whsle . . .	181	1 739	7 620	18	7	3	5	3	—	—	—	—	—	
421330	Roofing, siding & insulation material whsle . . .	181	1 739	7 620	18	7	3	5	3	—	—	—	—	—	
42139	Other construction material whsle . . .	186	2 082	7 702	21	8	4	7	2	—	—	—	—	—	
421390	Other construction material whsle . . .	186	2 082	7 702	21	8	4	7	2	—	—	—	—	—	
4214	Professional & commercial equip & supp whsle . . .	5 764	106 095	366 644	237	110	41	34	36	8	7	—	—	1	
42142	Office equipment whsle . . .	1 234	10 960	44 272	37	10	7	8	6	2	4	—	—	—	
421420	Office equipment whsle . . .	1 234	10 960	44 272	37	10	7	8	6	2	4	—	—	—	
42143	Computer & peripheral equip & software whsle . . .	3 238	76 493	248 457	84	37	14	14	12	4	2	—	—	1	
421430	Computer & peripheral equip & software whsle . . .	3 238	76 493	248 457	84	37	14	14	12	4	2	—	—	1	
42144	Other commercial equipment whsle . . .	290	2 639	11 014	35	19	8	4	3	1	—	—	—	—	
421440	Other commercial equipment whsle . . .	290	2 639	11 014	35	19	8	4	3	1	—	—	—	—	
42145	Medical, dental, hospital equip & supp whsle . . .	731	12 919	50 522	52	29	7	5	9	1	1	—	—	—	
421450	Medical, dental, hospital equip & supp whsle . . .	731	12 919	50 522	52	29	7	5	9	1	1	—	—	—	
42149	Oth professional equipment & supplies whsle . . .	125	1 489	6 022	14	8	3	—	3	—	—	—	—	—	
421490	Oth professional equipment & supplies whsle . . .	125	1 489	6 022	14	8	3	—	3	—	—	—	—	—	
4215	Metal & mineral (except petroleum) whsle . . .	1 152	13 401	53 337	95	46	14	16	14	5	—	—	—	—	
42151	Metal service centers & offices whsle . . .	1 146	13 228	52 620	92	43	14	16	14	5	—	—	—	—	
421510	Metal service centers & offices whsle . . .	1 146	13 228	52 620	92	43	14	16	14	5	—	—	—	—	
4216	Electrical goods whsle . . .	2 474	35 461	141 352	229	105	50	41	27	3	3	—	—	—	
42161	Elec equip, wiring supp, const material whsle . . .	1 393	16 175	68 342	112	43	30	21	15	1	2	—	—	—	
421610	Elec equip, wiring supp, const material whsle . . .	1 393	16 175	68 342	112	43	30	21	15	1	2	—	—	—	
42162	Electric appliance, TV, radio set whsle . . .	192	2 274	9 167	21	10	3	3	5	—	—	—	—	—	
421620	Electric appliance, TV, radio set whsle . . .	192	2 274	9 167	21	10	3	3	5	—	—	—	—	—	
42169	Other electronic parts & equipment whsle . . .	889	17 012	63 843	96	52	17	17	7	2	1	—	—	—	
421690	Other electronic parts & equipment whsle . . .	889	17 012	63 843	96	52	17	17	7	2	1	—	—	—	
4217	Hardware, plumb & heating equip & sup whsle . . .	2 700	24 989	106 707	172	62	45	32	26	6	—	—	1	—	
42171	Hardware whsle . . .	1 525	12 415	52 847	70	28	15	11	13	2	—	—	1	—	
421710	Hardware whsle . . .	1 525	12 415	52 847	70	28	15	11	13	2	—	—	1	—	
42172	Plumbing & heating equipment & supplies whsle . . .	520	5 603	23 685	50	17	12	15	5	1	—	—	—	—	
421720	Plumbing & heating equipment & supplies whsle . . .	520	5 603	23 685	50	17	12	15	5	1	—	—	—	—	
42173	Warm air heating & AC equip & supplies whsle . . .	560	6 047	25 744	45	16	16	4	6	3	—	—	—	—	
421730	Warm air heating & AC equip & supplies whsle . . .	560	6 047	25 744	45	16	16	4	6	3	—	—	—	—	
4218	Machinery, equipment & supplies whsle . . .	8 742	109 678	434 548	595	244	141	93	83	22	10	2	—	—	
42181	Const & mining (exc petroleum) equip whsle . . .	782	9 857	36 309	22	4	5	4	6	2	—	1	—	—	
421810	Const & mining (exc petroleum) equip whsle . . .	782	9 857	36 309	22	4	5	4	6	2	—	1	—	—	
42182	Farm & garden machinery & equipment whsle . . .	276	3 473	22 680	19	9	3	3	3	—	1	—	—	—	
421820	Farm & garden machinery & equipment whsle . . .	276	3 473	22 680	19	9	3	3	3	—	1	—	—	—	
42183	Industrial machinery & equipment whsle . . .	5 713	75 583	292 573	396	166	92	60	54	16	7	1	—	—	
421830	Industrial machinery & equipment whsle . . .	5 713	75 583	292 573	396	166	92	60	54	16	7	1	—	—	
42184	Industrial supplies whsle . . .	1 244	12 519	50 586	107	38	31	21	14	2	1	—	—	—	
421840	Industrial supplies whsle . . .	1 244	12 519	50 586	107	38	31	21	14	2	1	—	—	—	
42185	Service establishment equip & supplies whsle . . .	674	7 805	30 465	44	22	9	5	5	2	1	—	—	—	
421850	Service establishment equip & supplies whsle . . .	674	7 805	30 465	44	22	9	5	5	2	1	—	—	—	
4219	Miscellaneous durable goods whsle . . .	1 256	12 595	57 172	155	91	27	21	10	6	—	—	—	—	
42191	Sporting & recreational goods & supply whsle . . .	172	1 341	6 784	34	21	7	5	1	—	—	—	—	—	
421910	Sporting & recreational goods & supply whsle . . .	172	1 341	6 784	34	21	7	5	1	—	—	—	—	—	
42193	Recyclable material whsle . . .	365	3 101	13 239	29	11	4	7	6	1	—	—	—	—	
421930	Recyclable material whsle . . .	365	3 101	13 239	29	11	4	7	6	1	—	—	—	—	
42199	Other miscellaneous durable goods whsle . . .	552	6 335	29 352	62	39	11	5	3	4	—	—	—	—	
421990	Other miscellaneous durable goods whsle . . .	552	6 335	29 352	62	39	11	5	3	4	—	—	—	—	
422	Wholesale trade, nondurable goods . . .	15 166	158 632	616 725	683	376	100	91	73	16	18	3	5	1	
4221	Paper & paper product whsle . . .	1 649	21 213	83 786	102	55	12	9	19	3	4	—	—	—	
42211	Printing & writing paper whsle . . .	383	7 279	27 679	21	7	3	3	7	1	—	—	—	—	
422110	Printing & writing paper whsle . . .	383	7 279	27 679	21	7	3	3	7	1	—	—	—	—	
42212	Stationery & office supplies whsle . . .	836	8 726	34 093	47	26	6	4	7	1	3	—	—	—	
422120	Stationery & office supplies whsle . . .	836	8 726	34 093	47	26	6	4	7	1	3	—	—	—	
42213	Industrial & personal service paper whsle . . .	430	5 208	22 014	34	22	3	2	5	1	1	—	—	—	
422130	Industrial & personal service paper whsle . . .	430	5 208	22 014	34	22	3	2	5	1	1	—	—	—	
4222	Drugs & druggists' sundries whsle . . .	507	7 156	30 498	29	18	1	2	4	2	2	—	—	—	
42221	Drugs & druggists' sundries whsle . . .	507	7 156	30 498	29	18	1	2	4	2	2	—	—	—	
422210	Drugs & druggists' sundries whsle . . .	507	7 156	30 498	29	18	1	2	4	2	2	—	—	—	
4223	Apparel, piece goods & notions whsle . . .	553	6 750	24 712	93	71	10	8	3	—	1	—	—	—	
42231	Piece goods, notions & other dry goods whsle . . .	226	2 808	9 191	38	30	1	4	3	—	—	—	—	—	
422310	Piece goods, notions & other dry goods whsle . . .	226	2 808	9 191	38	30	1	4	3	—	—	—	—	—	
42232	Men's & boys' clothing & furnishings whsle . . .	226	2 711	10 279	24	17	4	2	—	—	1	—	—	—	
422320	Men's & boys' clothing & furnishings whsle . . .	226	2 711	10 279	24	17	4	2	—	—	1	—	—	—	

See footnotes at end of table.

**Table 6. Counties—Employees, Payroll, and Establishments by Industry: 2002—Con.**

[Excludes most government employees, railroad employees, and self-employed persons. Size class 1 to 4 includes establishments with payroll, but no employees, during mid-March pay period. (D) denotes figures withheld to avoid disclosing data for individual companies; the data are included in broader industry totals. Detailed industries with 100 or more employees are shown if industry was not a (D). For explanation of terms, abbreviations, and data reliability/comparability, see introductory text]

NAICS code	Industry	Number of employees for week including March 12	Payroll (\$1,000)		Total number of establishments	Number of establishments by employment-size class									
			First quarter	Annual		1 to 4	5 to 9	10 to 19	20 to 49	50 to 99	100 to 249	250 to 499	500 to 999	1,000 or more	
<b>MECKLENBURG—Con.</b>															
<b>Wholesale trade—Con.</b>															
42	Wholesale trade, nondurable goods—Con.														
4224	Grocery & related product whsle	6 950	54 733	219 632	113	45	13	24	13	5	7	3	2	1	
42241	General line grocery whsle	1 377	5 912	22 146	14	8	2	1	—	—	—	2	1	—	
422410	General line grocery whsle	1 377	5 912	22 146	14	8	2	1	—	—	—	2	1	—	
42242	Packaged frozen food whsle	367	4 063	17 535	11	2	—	3	4	1	1	—	—	—	
422420	Packaged frozen food whsle	367	4 063	17 535	11	2	—	3	4	1	1	—	—	—	
42243	Dairy product (exc dried or canned) whsle	165	1 614	6 671	13	7	—	3	2	1	—	—	—	—	
422430	Dairy product (exc dried or canned) whsle	165	1 614	6 671	13	7	—	3	2	1	—	—	—	—	
42245	Confectionery whsle	424	2 857	13 490	6	1	—	1	1	—	3	—	—	—	
422450	Confectionery whsle	424	2 857	13 490	6	1	—	1	1	—	3	—	—	—	
42246	Fish & seafood whsle	131	1 102	4 854	4	2	—	—	1	1	—	—	—	—	
422460	Fish & seafood whsle	131	1 102	4 854	4	2	—	—	1	1	—	—	—	—	
42247	Meat & meat product whsle (C)	175	2 280	7 293	9	3	1	3	—	1	—	—	—	—	
42248	Fresh fruit & vegetable whsle	175	2 280	7 293	9	3	1	2	2	1	—	—	—	—	
422480	Fresh fruit & vegetable whsle	175	2 280	7 293	9	3	1	2	2	1	—	—	—	—	
42249	Other grocery & related products whsle	4 177	35 895	142 897	47	18	9	11	3	—	3	1	1	1	
422490	Other grocery & related products whsle	4 177	35 895	142 897	47	18	9	11	3	—	3	1	1	1	
4226	Chemical & allied products whsle	2 872	40 263	147 280	146	70	31	25	16	—	2	—	2	—	
42261	Plastics materials & basic forms, shapes whsle	1 335	18 576	59 679	37	18	7	9	1	—	1	—	1	—	
422610	Plastics materials & basic forms, shapes whsle	1 335	18 576	59 679	37	18	7	9	1	—	1	—	1	—	
42269	Other chemical & allied products whsle	1 537	21 687	87 601	109	52	24	16	15	—	1	—	1	—	
422690	Other chemical & allied products whsle	1 537	21 687	87 601	109	52	24	16	15	—	1	—	1	—	
4227	Petroleum & petroleum products whsle	224	3 194	11 563	34	20	7	4	3	—	—	—	—	—	
42271	Petroleum bulk stations & terminals	115	1 865	6 570	20	13	4	1	2	—	—	—	—	—	
422710	Petroleum bulk stations & terminals	115	1 865	6 570	20	13	4	1	2	—	—	—	—	—	
42272	Petroleum prod whsle (exc bulk sta, terminals)	109	1 329	4 993	14	7	3	3	1	—	—	—	—	—	
422720	Petroleum prod whsle (exc bulk sta, terminals)	109	1 329	4 993	14	7	3	3	1	—	—	—	—	—	
4228	Beer, wine, distilled alcoholic beverage whsle	534	5 396	22 420	16	5	4	—	2	4	1	—	—	—	
42281	Beer & ale whsle (C)	—	(D)	(D)	5	2	1	—	—	1	1	—	—	—	
42282	Wine & distilled alcoholic beverage whsle	(E)	(D)	(D)	11	3	3	—	2	3	—	—	—	—	
4229	Miscellaneous nondurable goods whsle	1 836	19 134	73 290	143	88	21	17	13	2	1	—	1	—	
42291	Farm supplies whsle	134	2 559	8 326	11	5	—	4	2	—	—	—	—	—	
422910	Farm supplies whsle	134	2 559	8 326	11	5	—	4	2	—	—	—	—	—	
42292	Book, periodical & newspaper whsle	223	2 466	8 280	15	7	3	1	3	1	—	—	—	—	
422920	Book, periodical & newspaper whsle	223	2 466	8 280	15	7	3	1	3	1	—	—	—	—	
42293	Flower, nursery stock, florists' supplies whsle	141	923	3 893	14	5	3	5	1	—	—	—	—	—	
422930	Flower, nursery stock, florists' supplies whsle	141	923	3 893	14	5	3	5	1	—	—	—	—	—	
42294	Tobacco & tobacco product whsle (C)	—	(D)	(D)	4	2	—	—	—	1	1	—	—	—	
42299	Other miscellaneous nondurable goods whsle	1 052	9 710	38 197	86	62	13	5	5	—	—	—	1	—	
422990	Other miscellaneous nondurable goods whsle	1 052	9 710	38 197	86	62	13	5	5	—	—	—	1	—	
<b>44-45</b>	<b>Retail trade</b>	<b>49 110</b>	<b>266 013</b>	<b>1 088 859</b>	<b>3 184</b>	<b>1 287</b>	<b>791</b>	<b>552</b>	<b>336</b>	<b>124</b>	<b>85</b>	<b>8</b>	<b>1</b>	<b>—</b>	
441	Motor vehicle & parts dealers	6 966	66 992	266 373	346	121	77	71	39	20	18	—	—	—	
4411	Automobile dealers	4 808	53 413	210 554	129	51	15	11	17	17	18	—	—	—	
44111	New car dealers	4 255	49 125	193 890	67	9	3	5	17	17	16	—	—	—	
441110	New car dealers	4 255	49 125	193 890	67	9	3	5	17	17	16	—	—	—	
44112	Used car dealers	553	4 288	16 664	62	42	12	6	—	—	2	—	—	—	
441120	Used car dealers	553	4 288	16 664	62	42	12	6	—	—	2	—	—	—	
4412	Other motor vehicle dealers	340	1 960	9 335	37	15	9	8	5	—	—	—	—	—	
44122	Motorcycle & boat & other MV dealers	316	1 818	8 734	34	14	8	7	5	—	—	—	—	—	
441221	Motorcycle dealers	153	1 068	4 821	12	3	4	2	3	—	—	—	—	—	
441222	Boat dealers	114	465	2 580	12	3	4	1	—	—	—	—	—	—	
4413	Automotive parts, accessories & tire stores	1 818	11 619	46 484	180	55	53	52	17	3	—	—	—	—	
44131	Automotive parts, accessories & tire stores	1 161	7 495	28 719	113	48	20	31	11	3	—	—	—	—	
441310	Automotive parts, accessories & tire stores	1 161	7 495	28 719	113	48	20	31	11	3	—	—	—	—	
44132	Tire dealers	657	4 124	17 765	67	7	33	21	6	—	—	—	—	—	
441320	Tire dealers	657	4 124	17 765	67	7	33	21	6	—	—	—	—	—	
442	Furniture & home furnishing stores	2 343	13 651	59 246	255	114	60	48	30	2	1	—	—	—	
4421	Furniture stores	1 068	7 382	31 594	115	47	28	22	18	—	—	—	—	—	
44211	Furniture stores	1 068	7 382	31 594	115	47	28	22	18	—	—	—	—	—	
442110	Furniture stores	1 068	7 382	31 594	115	47	28	22	18	—	—	—	—	—	
4422	Home furnishings stores	1 275	6 269	27 652	140	67	32	26	12	2	1	—	—	—	
44221	Floor covering stores	286	2 541	11 337	40	19	9	11	1	—	—	—	—	—	
442210	Floor covering stores	286	2 541	11 337	40	19	9	11	1	—	—	—	—	—	
44229	Other home furnishings stores	989	3 728	16 315	100	48	23	15	11	2	1	—	—	—	
442299	All other home furnishings stores	954	3 546	15 434	89	39	22	14	11	2	1	—	—	—	
443	Electronics & appliance stores	1 553	10 616	40 976	156	81	39	22	6	6	2	—	—	—	
4431	Electronics & appliance stores	1 553	10 616	40 976	156	81	39	22	6	6	2	—	—	—	
44311	Appliance, TV & all other electronics stores	1 120	7 562	27 845	95	46	27	11	4	5	2	—	—	—	
443111	Household appliance stores	220	2 223	6 989	27	16	6	3	1	1	—	—	—	—	
443112	Radio, television & other electronics stores	900	5 339	20 856	68	30	21	8	3	4	2	—	—	—	
44312	Computer & software stores	309	2 337	10 256	47	31	9	4	2	1	—	—	—	—	
443120	Computer & software stores	309	2 337	10 256	47	31	9	4	2	1	—	—	—	—	
44313	Camera & photographic supplies stores	124	717	2 875	14	4	3	7	—	—	—	—	—	—	
443130	Camera & photographic supplies stores	124	717	2 875	14	4	3	7	—	—	—	—	—	—	
444	Bldg material & garden equip & supp dealers	4 646	33 626	141 191	277	104	70	51	33	5	14	—	—	—	
4441	Building material & supplies dealers	4 383	32 196	134 604	243	92	58	43	31	5	14	—	—	—	
44411	Home centers (G)	—	(D)	(D)	24	8	—	2	1	—	13	—	—	—	
44412	Paint & wallpaper stores (C)	—	(D)	(D)	36	18	15	3	—	—	—	—	—	—	
44413	Hardware stores	238	1 449	5 626	28	12	8	5	3	—	—	—	—	—	
444130	Hardware stores	238	1 449	5 626	28	12	8	5	3	—	—	—	—	—	
44419	Other building material dealers	2 035	19 169	81 516	155	54	35	33	27	5	1	—	—	—	
444190	Other building material dealers	2 035	19 169	81 516	155	54	35	33	27	5	1	—	—	—	

See footnotes at end of table.

**Table 6. Counties—Employees, Payroll, and Establishments by Industry: 2002—Con.**

[Excludes most government employees, railroad employees, and self-employed persons. Size class 1 to 4 includes establishments with payroll, but no employees, during mid-March pay period. (D) denotes figures withheld to avoid disclosing data for individual companies; the data are included in broader industry totals. Detailed industries with 100 or more employees are shown if industry was not a (D). For explanation of terms, abbreviations, and data reliability/comparability, see introductory text]

NAICS code	Industry	Number of employees for week including March 12	Payroll (\$1,000)		Total number of establishments	Number of establishments by employment-size class								
			First quarter	Annual		1 to 4	5 to 9	10 to 19	20 to 49	50 to 99	100 to 249	250 to 499	500 to 999	1,000 or more
<b>MECKLENBURG—Con.</b>														
<b>44-45 Retail trade—Con.</b>														
444	Bldg material & garden equip & supp dealers—Con.													
4442	Lawn & garden equip & supplies stores	263	1 430	6 587	34	12	12	8	2	—	—	—	—	—
44422	Nursery & garden centers	223	1 132	5 105	27	8	10	8	1	—	—	—	—	—
444220	Nursery & garden centers	223	1 132	5 105	27	8	10	8	1	—	—	—	—	—
445	Food & beverage stores	8 101	33 506	141 259	343	168	59	12	30	58	16	—	—	—
4451	Grocery stores	7 582	30 956	130 460	242	114	21	6	27	58	16	—	—	—
44511	Grocery (except convenience) stores	7 319	30 092	126 639	154	41	9	4	26	58	16	—	—	—
445110	Grocery (except convenience) stores	7 319	30 092	126 639	154	41	9	4	26	58	16	—	—	—
44512	Convenience stores	263	864	3 821	88	73	12	2	1	—	—	—	—	—
445120	Convenience stores	263	864	3 821	88	73	12	2	1	—	—	—	—	—
4452	Specialty food stores	317	1 325	5 932	68	41	19	6	2	—	—	—	—	—
44529	Other specialty food stores	174	835	3 800	43	26	13	4	—	—	—	—	—	—
4453	Beer, wine & liquor stores	202	1 225	4 867	33	13	19	—	1	—	—	—	—	—
44531	Beer, wine & liquor stores	202	1 225	4 867	33	13	19	—	1	—	—	—	—	—
445310	Beer, wine & liquor stores	202	1 225	4 867	33	13	19	—	1	—	—	—	—	—
446	Health & personal care stores	3 355	16 929	69 816	281	105	48	60	65	3	—	—	—	—
4461	Health & personal care stores	3 355	16 929	69 816	281	105	48	60	65	3	—	—	—	—
44611	Pharmacies & drug stores	2 374	11 569	43 376	123	20	9	39	52	3	—	—	—	—
446110	Pharmacies & drug stores	2 374	11 569	43 376	123	20	9	39	52	3	—	—	—	—
44612	Cosmetics, beauty supplies & perfume stores	284	1 002	4 015	52	32	11	5	4	—	—	—	—	—
446120	Cosmetics, beauty supplies & perfume stores	284	1 002	4 015	52	32	11	5	4	—	—	—	—	—
44613	Optical goods stores	263	1 579	5 942	41	19	11	10	1	—	—	—	—	—
446130	Optical goods stores	263	1 579	5 942	41	19	11	10	1	—	—	—	—	—
44619	Other health & personal care stores	434	2 779	16 483	65	34	17	6	8	—	—	—	—	—
446191	Food (health) supplement stores	195	775	7 918	37	19	14	2	2	—	—	—	—	—
446199	All other health & personal care stores	239	2 004	8 565	28	15	3	4	6	—	—	—	—	—
447	Gasoline stations	2 109	8 560	35 629	244	54	131	54	4	—	—	1	—	—
4471	Gasoline stations	2 109	8 560	35 629	244	54	131	54	4	—	—	1	—	—
44711	Gasoline stations with convenience stores	1 894	7 373	30 687	208	40	117	46	4	—	—	1	—	—
447110	Gasoline stations with convenience stores	1 894	7 373	30 687	208	40	117	46	4	—	—	1	—	—
44719	Other gasoline stations	215	1 187	4 942	36	14	14	8	—	—	—	—	—	—
447190	Other gasoline stations	215	1 187	4 942	36	14	14	8	—	—	—	—	—	—
448	Clothing & clothing accessories stores	5 146	18 174	75 492	503	193	138	102	59	10	1	—	—	—
4481	Clothing stores	3 692	11 960	50 796	324	124	79	65	46	9	1	—	—	—
44811	Men's clothing stores	314	1 735	7 543	47	16	19	10	2	—	—	—	—	—
448110	Men's clothing stores	314	1 735	7 543	47	16	19	10	2	—	—	—	—	—
44812	Women's clothing stores	1 072	3 544	14 895	116	42	31	29	14	—	—	—	—	—
448120	Women's clothing stores	1 072	3 544	14 895	116	42	31	29	14	—	—	—	—	—
44813	Children's & infants' clothing stores	294	729	3 042	24	9	3	7	5	—	—	—	—	—
448130	Children's & infants' clothing stores	294	729	3 042	24	9	3	7	5	—	—	—	—	—
44814	Family clothing stores	1 563	4 457	19 450	74	22	11	11	21	8	1	—	—	—
448140	Family clothing stores	1 563	4 457	19 450	74	22	11	11	21	8	1	—	—	—
44819	Other clothing stores	353	1 113	4 392	41	23	9	4	4	1	—	—	—	—
448190	Other clothing stores	353	1 113	4 392	41	23	9	4	4	1	—	—	—	—
4482	Shoe stores	902	2 637	11 033	85	25	24	25	10	1	—	—	—	—
44821	Shoe stores	902	2 637	11 033	85	25	24	25	10	1	—	—	—	—
448210	Shoe stores	902	2 637	11 033	85	25	24	25	10	1	—	—	—	—
4483	Jewelry, luggage & leather goods stores	552	3 577	13 663	94	44	35	12	3	—	—	—	—	—
44831	Jewelry stores	(F)	(D)	(D)	89	44	32	10	3	—	—	—	—	—
451	Sporting goods, hobby, book & music stores	2 336	9 592	35 469	200	79	56	36	22	6	1	—	—	—
4511	Sporting goods, hobby, musical instrument stores	1 347	5 594	20 876	131	51	40	24	12	4	—	—	—	—
45111	Sporting goods stores	593	2 786	10 151	69	26	28	8	6	1	—	—	—	—
451110	Sporting goods stores	593	2 786	10 151	69	26	28	8	6	1	—	—	—	—
45112	Hobby, toy & game stores	535	1 509	6 522	36	14	7	7	5	3	—	—	—	—
451120	Hobby, toy & game stores	535	1 509	6 522	36	14	7	7	5	3	—	—	—	—
45114	Musical instrument & supplies stores	125	1 008	3 066	15	7	3	4	1	—	—	—	—	—
451140	Musical instrument & supplies stores	125	1 008	3 066	15	7	3	4	1	—	—	—	—	—
4512	Book, periodical & music stores	989	3 998	14 593	69	28	16	12	10	2	1	—	—	—
45121	Book stores & news dealers	732	3 138	11 194	45	21	5	9	7	2	1	—	—	—
451211	Book stores	714	3 068	10 736	40	17	5	8	7	2	1	—	—	—
45122	Prerecorded tape, CD & record stores	257	860	3 399	24	7	11	3	3	—	—	—	—	—
451220	Prerecorded tape, CD & record stores	257	860	3 399	24	7	11	3	3	—	—	—	—	—
452	General merchandise stores	7 529	28 948	117 939	100	16	15	19	10	6	27	7	—	—
4521	Department stores	6 015	22 803	94 907	35	1	—	—	—	5	22	7	—	—
45211	Department stores	6 015	22 803	94 907	35	1	—	—	—	5	22	7	—	—
452110	Department stores	6 015	22 803	94 907	35	1	—	—	—	5	22	7	—	—
4529	Other general merchandise stores	1 514	6 145	23 032	65	15	15	19	10	1	5	—	—	—
45291	Warehouse clubs & superstores	853	3 889	14 446	7	1	—	—	—	1	5	—	—	—
452910	Warehouse clubs & superstores	853	3 889	14 446	7	1	—	—	—	1	5	—	—	—
45299	All other general merchandise stores	661	2 256	8 586	58	14	15	19	10	—	—	—	—	—
452990	All other general merchandise stores	661	2 256	8 586	58	14	15	19	10	—	—	—	—	—
453	Miscellaneous store retailers	2 950	12 140	50 720	331	164	76	54	29	8	—	—	—	—
4531	Florists	184	661	2 867	38	21	11	6	—	—	—	—	—	—
45311	Florists	184	661	2 867	38	21	11	6	—	—	—	—	—	—
453110	Florists	184	661	2 867	38	21	11	6	—	—	—	—	—	—
4532	Office supplies, stationery & gift stores	1 185	4 778	19 221	114	43	28	25	15	3	—	—	—	—
45321	Office supplies & stationery stores	516	2 852	11 225	30	7	6	6	9	2	—	—	—	—
453210	Office supplies & stationery stores	516	2 852	11 225	30	7	6	6	9	2	—	—	—	—
45322	Gift, novelty & souvenir stores	669	1 926	7 996	84	36	22	19	6	1	—	—	—	—
453220	Gift, novelty & souvenir stores	669	1 926	7 996	84	36	22	19	6	1	—	—	—	—

See footnotes at end of table.

**Table 6. Counties—Employees, Payroll, and Establishments by Industry: 2002—Con.**

[Excludes most government employees, railroad employees, and self-employed persons. Size class 1 to 4 includes establishments with payroll, but no employees, during mid-March pay period. (D) denotes figures withheld to avoid disclosing data for individual companies; the data are included in broader industry totals. Detailed industries with 100 or more employees are shown if industry was not a (D). For explanation of terms, abbreviations, and data reliability/comparability, see introductory text]

NAICS code	Industry	Number of employees for week including March 12	Payroll (\$1,000)		Total number of establishments	Number of establishments by employment-size class									
			First quarter	Annual		1 to 4	5 to 9	10 to 19	20 to 49	50 to 99	100 to 249	250 to 499	500 to 999	1,000 or more	
<b>MECKLENBURG—Con.</b>															
<b>44-45</b>	<b>Retail trade—Con.</b>														
	Miscellaneous store retailers—Con.														
453	Used merchandise stores . . . . .	812	2 936	12 713	66	31	14	10	7	4	—	—	—	—	
45331	Used merchandise stores . . . . .	812	2 936	12 713	66	31	14	10	7	4	—	—	—	—	
453310	Used merchandise stores . . . . .	812	2 936	12 713	66	31	14	10	7	4	—	—	—	—	
4539	Other miscellaneous store retailers . . . . .	769	3 765	15 919	113	69	23	13	7	1	—	—	—	—	
45391	Pet & pet supplies stores . . . . .	256	853	3 938	22	7	7	4	4	—	—	—	—	—	
453910	Pet & pet supplies stores . . . . .	256	853	3 938	22	7	7	4	4	—	—	—	—	—	
45399	All other miscellaneous store retailers . . . . .	396	2 195	9 092	59	39	8	3	1	—	—	—	—	—	
453998	All other misc store retailers (exc tobacco) . . . . .	330	1 917	7 899	43	28	4	8	2	1	—	—	—	—	
454	Nonstore retailers . . . . .	2 076	13 279	54 749	148	88	22	23	9	—	5	—	1	—	
4541	Electronic shopping & mail-order houses . . . . .	457	3 513	14 598	42	22	10	6	2	—	2	—	—	—	
45411	Electronic shopping & mail-order houses . . . . .	457	3 513	14 598	42	22	10	6	2	—	2	—	—	—	
454110	Electronic shopping & mail-order houses . . . . .	457	3 513	14 598	42	22	10	6	2	—	2	—	—	—	
4542	Vending machine operators . . . . .	1 085	5 907	23 379	22	13	1	4	—	—	3	—	1	—	
45421	Vending machine operators . . . . .	1 085	5 907	23 379	22	13	1	4	—	—	3	—	1	—	
454210	Vending machine operators . . . . .	1 085	5 907	23 379	22	13	1	4	—	—	3	—	1	—	
4543	Direct selling establishments . . . . .	534	3 859	16 772	84	53	11	13	7	—	—	—	—	—	
45439	Other direct selling establishments . . . . .	436	3 014	13 636	68	44	9	8	7	—	—	—	—	—	
454390	Other direct selling establishments . . . . .	436	3 014	13 636	68	44	9	8	7	—	—	—	—	—	
<b>48-49</b>	<b>Transportation &amp; warehousing . . . . .</b>	<b>29 761</b>	<b>318 582</b>	<b>1 269 418</b>	<b>656</b>	<b>306</b>	<b>114</b>	<b>93</b>	<b>72</b>	<b>36</b>	<b>21</b>	<b>7</b>	<b>5</b>	<b>2</b>	
481	Air transportation . . . . . (I)	(D)	(D)	(D)	25	7	3	5	6	—	1	1	1	1	
4811	Scheduled air transportation . . . . . (I)	(D)	(D)	(D)	16	3	1	2	6	—	1	1	1	1	
48111	Scheduled air transportation . . . . . (I)	(D)	(D)	(D)	16	3	1	2	6	—	1	1	1	1	
483	Water transportation . . . . . (C)	(D)	(D)	(D)	13	10	—	—	2	1	—	—	—	—	
4831	Deep sea, coastal & Great Lakes water trans . . . . . (C)	(D)	(D)	(D)	12	9	—	—	2	1	—	—	—	—	
48311	Deep sea, coastal & Great Lakes water trans . . . . . (C)	(D)	(D)	(D)	12	9	—	—	2	1	—	—	—	—	
484	Truck transportation . . . . .	8 920	77 059	316 549	293	142	36	43	33	17	14	6	2	—	
4841	General freight trucking . . . . .	7 137	64 680	262 363	185	97	21	20	16	12	11	6	2	—	
48411	General freight trucking, local . . . . .	400	3 188	12 840	66	47	4	11	3	—	1	—	—	—	
484110	General freight trucking, local . . . . .	400	3 188	12 840	66	47	4	11	3	—	1	—	—	—	
48412	General freight trucking, long-distance . . . . .	6 737	61 492	249 523	119	50	17	9	13	12	10	6	2	—	
484121	General freight trucking, long-distance, TL . . . . .	2 220	17 152	70 793	87	45	15	7	9	7	2	2	—	—	
484122	General freight trucking, long-distance, LTL . . . . .	4 517	44 340	178 730	32	5	2	2	4	5	8	4	2	—	
4842	Specialized freight trucking . . . . .	1 783	12 379	54 186	108	45	15	23	17	5	3	—	—	—	
48421	Used household & office goods moving . . . . .	563	4 047	17 191	33	12	4	8	6	3	—	—	—	—	
484210	Used household & office goods moving . . . . .	563	4 047	17 191	33	12	4	8	6	3	—	—	—	—	
48422	Specialized freight (exc used) trucking, local . . . . .	850	5 034	24 433	46	23	7	4	9	—	3	—	—	—	
484220	Specialized freight (exc used) trucking, local . . . . .	850	5 034	24 433	46	23	7	4	9	—	3	—	—	—	
48423	Specialized freight (exc used) trucking, LDist . . . . .	370	3 298	12 562	29	10	4	11	2	2	—	—	—	—	
484230	Specialized freight (exc used) trucking, LDist . . . . .	370	3 298	12 562	29	10	4	11	2	2	—	—	—	—	
485	Transit & ground passenger transportation . . . . . (E)	(D)	(D)	(D)	38	24	5	4	4	—	1	—	—	—	
4853	Taxi & limousine service . . . . .	113	441	1 876	20	12	5	1	2	—	—	—	—	—	
4855	Charter bus industry . . . . . (C)	(D)	(D)	(D)	5	4	—	—	—	—	1	—	—	—	
48551	Charter bus industry . . . . . (C)	(D)	(D)	(D)	5	4	—	—	—	—	1	—	—	—	
488	Transportation support activities . . . . .	2 522	21 481	90 938	160	67	46	21	19	5	1	—	1	—	
4881	Air transportation support activities . . . . .	456	2 199	9 830	14	6	—	1	2	5	—	—	—	—	
48811	Airport operations . . . . .	315	1 367	5 957	10	4	—	1	2	3	—	—	—	—	
488119	Other airport operations . . . . .	315	1 367	5 957	10	4	—	1	2	3	—	—	—	—	
48819	Other air transportation support activities . . . . .	141	832	3 873	4	2	—	—	—	2	—	—	—	—	
488190	Other air transportation support activities . . . . .	141	832	3 873	4	2	—	—	—	2	—	—	—	—	
4884	Road transportation support activities . . . . .	226	1 461	6 385	28	13	8	4	3	—	—	—	—	—	
48841	Motor vehicle towing . . . . .	148	921	3 912	25	13	8	3	1	—	—	—	—	—	
488410	Motor vehicle towing . . . . .	148	921	3 912	25	13	8	3	1	—	—	—	—	—	
4885	Freight transportation arrangement . . . . .	1 785	17 206	72 843	110	42	38	16	12	—	1	—	1	—	
48851	Freight transportation arrangement . . . . .	1 785	17 206	72 843	110	42	38	16	12	—	1	—	1	—	
488510	Freight transportation arrangement . . . . .	1 785	17 206	72 843	110	42	38	16	12	—	1	—	1	—	
492	Couriers & messengers . . . . .	7 345	49 065	212 007	74	34	14	8	6	8	2	—	1	1	
4921	Couriers . . . . .	7 153	47 988	207 454	51	19	12	5	4	7	2	—	1	1	
49211	Couriers . . . . .	7 153	47 988	207 454	51	19	12	5	4	7	2	—	1	1	
492110	Couriers . . . . .	7 153	47 988	207 454	51	19	12	5	4	7	2	—	1	1	
4922	Local messengers & local delivery . . . . .	192	1 077	4 553	23	15	2	3	2	1	—	—	—	—	
49221	Local messengers & local delivery . . . . .	192	1 077	4 553	23	15	2	3	2	1	—	—	—	—	
492210	Local messengers & local delivery . . . . .	192	1 077	4 553	23	15	2	3	2	1	—	—	—	—	
493	Warehousing & storage . . . . . (G)	(D)	(D)	(D)	47	17	10	11	2	5	2	—	—	—	
4931	Warehousing & storage . . . . . (G)	(D)	(D)	(D)	47	17	10	11	2	5	2	—	—	—	
49311	General warehousing & storage . . . . . (F)	(D)	(D)	(D)	36	12	8	9	2	3	2	—	—	—	
<b>51</b>	<b>Information . . . . .</b>	<b>21 150</b>	<b>286 027</b>	<b>1 039 007</b>	<b>551</b>	<b>257</b>	<b>84</b>	<b>67</b>	<b>73</b>	<b>36</b>	<b>19</b>	<b>7</b>	<b>4</b>	<b>4</b>	
511	Publishing industries . . . . .	4 965	81 823	281 239	130	60	20	19	15	7	6	1	1	1	
5111	Newspaper, periodical, book, database publishers . . . . .	2 810	28 379	114 344	77	32	14	14	10	2	4	—	—	1	
51111	Newspaper publishers . . . . .	1 613	14 938	60 839	18	7	2	2	6	—	—	—	—	1	
511110	Newspaper publishers . . . . .	1 613	14 938	60 839	18	7	2	2	6	—	—	—	—	1	
51112	Periodical publishers . . . . .	802	9 553	37 775	37	14	10	7	3	—	3	—	—	—	
511120	Periodical publishers . . . . .	802	9 553	37 775	37	14	10	7	3	—	3	—	—	—	
51113	Book publishers . . . . .	102	843	3 682	5	1	—	3	—	1	—	—	—	—	
511130	Book publishers . . . . .	102	843	3 682	5	1	—	3	—	1	—	—	—	—	
51114	Database and directory publishers . . . . .	219	2 389	9 480	7	3	1	1	—	1	1	—	—	—	
511140	Database and directory publishers . . . . .	219	2 389	9 480	7	3	1	1	—	1	1	—	—	—	

See footnotes at end of table.

**Table 6. Counties—Employees, Payroll, and Establishments by Industry: 2002—Con.**

[Excludes most government employees, railroad employees, and self-employed persons. Size class 1 to 4 includes establishments with payroll, but no employees, during mid-March pay period. (D) denotes figures withheld to avoid disclosing data for individual companies; the data are included in broader industry totals. Detailed industries with 100 or more employees are shown if industry was not a (D). For explanation of terms, abbreviations, and data reliability/comparability, see introductory text]

NAICS code	Industry	Number of employees for week including March 12	Payroll (\$1,000)		Total number of establishments	Number of establishments by employment-size class									
			First quarter	Annual		1 to 4	5 to 9	10 to 19	20 to 49	50 to 99	100 to 249	250 to 499	500 to 999	1,000 or more	
<b>MECKLENBURG—Con.</b>															
<b>51 Information—Con.</b>															
<b>511 Publishing industries—Con.</b>															
5112	Software publishers	2 155	53 444	166 895	53	28	6	5	5	5	2	1	1	—	
51121	Software publishers	2 155	53 444	166 895	53	28	6	5	5	5	2	1	1	—	
511210	Software publishers	2 155	53 444	166 895	53	28	6	5	5	5	2	1	1	—	
512	Motion picture & sound recording industries	732	3 590	18 675	78	46	10	12	8	2	—	—	—	—	
5121	Motion picture & video industries	621	2 834	11 623	65	37	8	11	8	1	—	—	—	—	
51211	Motion picture & video production	150	1 549	6 171	40	32	5	2	1	—	—	—	—	—	
512110	Motion picture & video production	150	1 549	6 171	40	32	5	2	1	—	—	—	—	—	
51213	Motion picture & video exhibition	436	951	4 120	16	—	—	8	7	1	—	—	—	—	
512131	Motion picture theaters (except drive-ins)	436	951	4 120	16	—	—	8	7	1	—	—	—	—	
5122	Sound recording industries	111	756	7 052	13	9	2	1	—	1	—	—	—	—	
513	Broadcasting & telecommunications	13 560	170 069	621 969	240	96	39	23	42	20	9	5	3	3	
5131	Radio & television broadcasting	1 747	23 657	93 760	29	6	—	2	9	8	3	1	—	—	
51311	Radio broadcasting	749	8 392	34 875	16	4	—	2	6	3	—	1	—	—	
51312	Television broadcasting	998	15 265	58 885	13	2	—	—	3	5	3	—	—	—	
513120	Television broadcasting	998	15 265	58 885	13	2	—	—	3	5	3	—	—	—	
5132	Cable networks & program distribution	1 173	13 034	54 085	23	7	2	3	6	2	2	1	—	—	
51321	Cable networks	(E)	(D)	(D)	6	1	1	1	1	1	1	—	—	—	
51322	Cable & other program distribution	(F)	(D)	(D)	17	6	1	2	5	1	1	1	—	—	
5133	Telecommunications	10 640	133 378	474 124	188	83	37	18	27	10	4	3	3	3	
51331	Wired telecommunications carriers	9 511	119 197	421 650	116	49	20	11	15	9	4	2	3	3	
513310	Wired telecommunications carriers	9 511	119 197	421 650	116	49	20	11	15	9	4	2	3	3	
51332	Wireless telecom carriers (exc satellite)	1 026	12 353	47 066	50	17	16	4	11	1	—	1	—	—	
513321	Paging	530	3 850	15 657	20	11	6	—	2	—	—	1	—	—	
513322	Cellular & other wireless telecommunications	496	8 503	31 409	30	6	10	4	9	1	—	—	—	—	
514	Information & data processing services	1 893	30 545	117 124	103	55	15	13	8	7	4	1	—	—	
5141	Information services	666	9 909	48 374	43	25	5	6	3	2	2	—	—	—	
51419	Other information services	609	9 474	46 639	32	19	3	3	3	2	2	—	—	—	
5142	Data processing services	1 227	20 636	68 750	60	30	10	7	5	5	2	1	—	—	
51421	Data processing services	1 227	20 636	68 750	60	30	10	7	5	5	2	1	—	—	
514210	Data processing services	1 227	20 636	68 750	60	30	10	7	5	5	2	1	—	—	
<b>52 Finance &amp; insurance</b>		<b>81 350</b>	<b>1 598 861</b>	<b>4 580 530</b>	<b>2 103</b>	<b>1 175</b>	<b>373</b>	<b>222</b>	<b>149</b>	<b>78</b>	<b>52</b>	<b>21</b>	<b>16</b>	<b>17</b>	
521	Monetary authorities - central bank	(E)	(D)	(D)	1	—	—	—	—	—	—	1	—	—	
5211	Monetary authorities - central bank	(E)	(D)	(D)	1	—	—	—	—	—	—	1	—	—	
52111	Monetary authorities - central bank	(E)	(D)	(D)	1	—	—	—	—	—	—	1	—	—	
522	Credit intermediation & related activities	58 932	1 263 708	3 396 180	894	398	209	119	76	29	27	10	11	15	
5221	Depository credit intermediation	49 444	1 069 155	2 790 979	423	131	113	69	46	18	16	8	8	14	
52211	Commercial banking	48 861	1 062 062	2 764 577	371	105	102	63	38	18	15	8	8	14	
522110	Commercial banking	48 861	1 062 062	2 764 577	371	105	102	63	38	18	15	8	8	14	
52212	Savings institutions	185	4 095	14 671	15	12	1	—	—	—	1	—	—	—	
522120	Savings institutions	185	4 095	14 671	15	12	1	—	—	—	1	—	—	—	
52213	Credit unions	398	2 998	11 731	37	14	10	5	8	—	—	—	—	—	
522130	Credit unions	398	2 998	11 731	37	14	10	5	8	—	—	—	—	—	
5222	Nondepository credit intermediation	8 289	183 463	553 359	316	154	74	39	24	11	8	2	3	1	
52221	Credit card issuing	137	937	3 580	4	1	1	—	1	—	1	—	—	—	
522210	Credit card issuing	137	937	3 580	4	1	1	—	1	—	1	—	—	—	
52222	Sales financing	2 569	44 896	182 008	68	39	10	4	8	4	2	—	—	1	
522220	Sales financing	2 569	44 896	182 008	68	39	10	4	8	4	2	—	—	1	
52229	Other nondepository credit intermediation	5 583	137 630	367 771	244	114	63	35	15	7	5	2	3	—	
522291	Consumer lending	1 153	12 276	43 017	47	18	22	3	—	2	1	—	1	—	
522292	Real estate credit	4 107	121 091	307 254	163	78	31	29	13	5	3	2	2	—	
5223	Activities related to credit intermediation	1 199	11 090	51 842	155	113	22	11	6	—	3	—	—	—	
52231	Mortgage & nonmortgage brokers	349	4 220	24 543	75	50	16	5	4	—	—	—	—	—	
522310	Mortgage & nonmortgage brokers	349	4 220	24 543	75	50	16	5	4	—	—	—	—	—	
52232	Financial clearinghouse & reserve activities	465	3 577	12 942	12	6	1	2	1	—	2	—	—	—	
522320	Financial clearinghouse & reserve activities	465	3 577	12 942	12	6	1	2	1	—	2	—	—	—	
52239	Other credit intermediation activities	385	3 293	14 357	68	57	5	4	1	—	1	—	—	—	
522390	Other credit intermediation activities	385	3 293	14 357	68	57	5	4	1	—	1	—	—	—	
523	Security, commodity contracts & like activity	4 199	96 803	303 566	347	240	40	22	21	15	7	2	—	—	
5231	Secrty & comdty contracts intermed & brokerage	2 973	67 880	223 310	174	104	23	13	16	11	6	1	—	—	
52311	Investment banking & securities dealing	944	22 625	73 744	54	35	8	4	1	3	2	1	—	—	
523110	Investment banking & securities dealing	944	22 625	73 744	54	35	8	4	1	3	2	1	—	—	
52312	Securities brokerage	1 988	44 454	146 367	112	63	14	9	14	8	4	—	—	—	
523120	Securities brokerage	1 988	44 454	146 367	112	63	14	9	14	8	4	—	—	—	
5239	Other financial investment activities	(G)	(D)	(D)	172	135	17	9	5	4	1	1	—	—	
52391	Miscellaneous intermediation	412	9 443	25 261	23	18	2	—	1	1	—	1	—	—	
523910	Miscellaneous intermediation	412	9 443	25 261	23	18	2	—	1	1	—	1	—	—	
52392	Portfolio management	390	12 219	31 559	47	28	9	7	—	3	—	—	—	—	
523920	Portfolio management	390	12 219	31 559	47	28	9	7	—	3	—	—	—	—	
52393	Investment advice	394	6 253	21 338	96	84	6	2	3	—	1	—	—	—	
523930	Investment advice	394	6 253	21 338	96	84	6	2	3	—	1	—	—	—	
524	Insurance carriers & related activities	17 724	232 915	859 313	833	519	119	76	52	34	18	8	5	2	
5241	Insurance carriers	13 125	173 318	614 392	260	107	38	35	32	23	11	7	5	2	
52411	Direct life, health, medical insurance carriers	5 825	77 574	274 101	114	39	22	17	16	12	2	3	2	1	
524113	Direct life insurance carriers	5 467	70 880	252 003	98	32	20	16	13	9	2	3	2	1	
524114	Direct health & medical insurance carriers	358	6 694	21 498	16	7	2	1	3	3	—	—	—	—	
52412	Other direct insurance carriers	7 173	91 426	328 520	142	67	16	18	14	10	9	4	3	1	
524126	Direct property & casualty insurance carriers	6 585	82 458	296 835	116	53	11	15	12	9	9	3	3	1	
524127	Direct title insurance carriers	578	8 856	31 195	23	12	4	3	2	1	—	1	—	—	
52413	Reinsurance carriers	127	4 318	11 771	4	1	—	—	2	1	—	—	—	—	
524130	Reinsurance carriers	127	4 318	11 771	4	1	—	—	2	1	—	—	—	—	

See footnotes at end of table.

**Table 6. Counties—Employees, Payroll, and Establishments by Industry: 2002—Con.**

[Excludes most government employees, railroad employees, and self-employed persons. Size class 1 to 4 includes establishments with payroll, but no employees, during mid-March pay period. (D) denotes figures withheld to avoid disclosing data for individual companies; the data are included in broader industry totals. Detailed industries with 100 or more employees are shown if industry was not a (D). For explanation of terms, abbreviations, and data reliability/comparability, see introductory text]

NAICS code	Industry	Number of employees for week including March 12	Payroll (\$1,000)		Total number of establishments	Number of establishments by employment-size class									
			First quarter	Annual		1 to 4	5 to 9	10 to 19	20 to 49	50 to 99	100 to 249	250 to 499	500 to 999	1,000 or more	
<b>MECKLENBURG—Con.</b>															
<b>52 Finance &amp; insurance—Con.</b>															
Insurance carriers & related activities—Con.															
5242	Agencies & other insurance related activities ...	4 599	59 597	244 921	573	412	81	41	20	11	7	1	—	—	
52421	Insurance agencies & brokerages ...	2 939	42 539	177 801	493	371	69	33	14	2	3	1	—	—	
524210	Insurance agencies & brokerages ...	2 939	42 539	177 801	493	371	69	33	14	2	3	1	—	—	
52429	Other insurance related activities ...	1 660	17 058	67 120	80	41	12	8	6	9	4	—	—	—	
524291	Claims adjusting ...	575	4 376	18 910	25	14	5	2	1	1	2	—	—	—	
524292	Insurance & pension funds, third party admin ...	835	9 831	36 730	38	15	6	5	4	7	1	—	—	—	
524298	All other insurance related activities ...	250	2 851	11 480	17	12	1	1	1	1	1	—	—	—	
525	Funds, trusts, & other financial vehicles (part) ...	(C)	(D)	(D)	28	18	5	5	—	—	—	—	—	—	
5259	Other investment pools & funds ...	(C)	(D)	(D)	28	18	5	5	—	—	—	—	—	—	
52593	Real estate investment trusts ...	(C)	(D)	(D)	20	11	4	5	—	—	—	—	—	—	
<b>53</b>	<b>Real estate &amp; rental &amp; leasing</b> ...	<b>9 628</b>	<b>103 608</b>	<b>391 423</b>	<b>1 274</b>	<b>851</b>	<b>226</b>	<b>117</b>	<b>58</b>	<b>14</b>	<b>5</b>	<b>1</b>	<b>2</b>	<b>—</b>	
531	Real estate ...	6 102	77 082	275 051	1 012	741	167	56	35	7	4	1	1	—	
5311	Lessors of real estate ...	1 559	15 622	56 101	307	215	64	16	10	—	2	—	—	—	
53111	Lessors of residential buildings & dwellings ...	527	4 313	17 465	110	64	35	8	3	—	—	—	—	—	
531110	Lessors of residential buildings & dwellings ...	527	4 313	17 465	110	64	35	8	3	—	—	—	—	—	
53112	Lessors of nonresidential bldg (exc miniwarehouses) ...	843	9 951	33 455	127	92	19	7	7	—	2	—	—	—	
531120	Lessors of nonresidential bldg (exc miniwarehouses) ...	843	9 951	33 455	127	92	19	7	7	—	2	—	—	—	
53113	Lessors of miniwarehouses & self storage units ...	136	866	3 277	54	48	5	1	—	—	—	—	—	—	
531130	Lessors of miniwarehouses & self storage units ...	136	866	3 277	54	48	5	1	—	—	—	—	—	—	
5312	Offices of real estate agents & brokers ...	1 670	29 616	96 772	344	285	30	14	10	4	—	1	—	—	
53121	Offices of real estate agents & brokers ...	1 670	29 616	96 772	344	285	30	14	10	4	—	1	—	—	
531210	Offices of real estate agents & brokers ...	1 670	29 616	96 772	344	285	30	14	10	4	—	1	—	—	
5313	Activities related to real estate ...	2 873	31 844	122 178	361	241	73	26	15	3	2	—	1	—	
53131	Real estate property managers ...	2 435	27 532	100 689	199	103	60	17	13	3	2	—	1	—	
531311	Residential property managers ...	2 048	22 732	81 971	160	83	51	14	6	3	2	—	1	—	
531312	Nonresidential property managers ...	387	4 800	18 718	39	20	9	3	7	—	—	—	—	—	
53132	Offices of real estate appraisers ...	176	1 622	7 799	64	55	5	4	—	—	—	—	—	—	
531320	Offices of real estate appraisers ...	176	1 622	7 799	64	55	5	4	—	—	—	—	—	—	
53139	Other activities related to real estate ...	262	2 690	13 690	98	83	8	5	2	—	—	—	—	—	
531390	Other activities related to real estate ...	262	2 690	13 690	98	83	8	5	2	—	—	—	—	—	
532	Rental & leasing services ...	3 422	24 784	107 606	245	94	59	61	23	6	1	—	1	—	
5321	Automotive equipment rental & leasing ...	1 895	14 174	61 597	77	39	9	14	8	5	1	—	1	—	
53211	Passenger car rental & leasing ...	1 480	10 113	45 444	29	10	3	8	3	3	1	—	—	—	
532111	Passenger car rental ...	1 451	9 443	42 712	23	6	2	7	3	3	1	—	1	—	
53212	Truck, utility trailer & RV rental & leasing ...	415	4 061	16 153	48	29	6	6	5	2	—	—	—	—	
532120	Truck, utility trailer & RV rental & leasing ...	415	4 061	16 153	48	29	6	6	5	2	—	—	—	—	
5322	Consumer goods rental ...	779	3 647	16 342	85	19	28	33	5	—	—	—	—	—	
53223	Video tape & disc rental ...	434	1 291	5 143	42	4	12	25	1	—	—	—	—	—	
532230	Video tape & disc rental ...	434	1 291	5 143	42	4	12	25	1	—	—	—	—	—	
53229	Other consumer goods rental ...	224	1 493	7 632	26	9	7	8	2	—	—	—	—	—	
532299	All other consumer goods rental ...	174	995	5 521	19	5	6	7	1	—	—	—	—	—	
5324	Commercial, industrial equip rental & leasing ...	651	6 196	26 489	62	26	12	13	10	1	—	—	—	—	
53241	Const, trans, mining equip rental & leasing ...	(E)	(D)	(D)	29	11	6	7	5	—	—	—	—	—	
532412	Const, mining, forestry equip rental & leasing ...	296	2 987	12 224	25	7	6	7	5	—	—	—	—	—	
53249	Oth commercial, industrial equip rental, lease ...	324	2 988	13 317	31	15	5	6	4	1	—	—	—	—	
532490	Oth commercial, industrial equip rental, lease ...	324	2 988	13 317	31	15	5	6	4	1	—	—	—	—	
533	Lessors of other nonfinancial intangible asset ...	104	1 742	8 766	17	16	—	—	—	1	—	—	—	—	
5331	Lessors of other nonfinancial intangible asset ...	104	1 742	8 766	17	16	—	—	—	1	—	—	—	—	
53311	Lessors of other nonfinancial intangible asset ...	104	1 742	8 766	17	16	—	—	—	1	—	—	—	—	
533110	Lessors of other nonfinancial intangible asset ...	104	1 742	8 766	17	16	—	—	—	1	—	—	—	—	
<b>54</b>	<b>Professional, scientific &amp; technical services</b> ...	<b>35 800</b>	<b>547 409</b>	<b>2 142 849</b>	<b>3 153</b>	<b>2 060</b>	<b>445</b>	<b>318</b>	<b>223</b>	<b>62</b>	<b>27</b>	<b>12</b>	<b>4</b>	<b>2</b>	
541	Professional, scientific & technical services ...	35 800	547 409	2 142 849	3 153	2 060	445	318	223	62	27	12	4	2	
5411	Legal services ...	4 357	61 083	279 432	451	286	79	43	27	10	4	2	—	—	
54111	Offices of lawyers ...	4 284	60 494	276 687	428	269	75	41	27	10	4	2	—	—	
541110	Offices of lawyers ...	4 284	60 494	276 687	428	269	75	41	27	10	4	2	—	—	
5412	Accounting, tax prep, bookkeep, payroll services ...	6 525	113 051	346 875	410	264	60	42	27	10	3	2	1	1	
54121	Accounting, tax prep, bookkeep, payroll services ...	6 525	113 051	346 875	410	264	60	42	27	10	3	2	1	1	
541211	Offices of certified public accountants ...	3 449	49 982	174 063	224	146	40	18	10	5	2	2	1	—	
541213	Tax preparation services ...	780	1 818	4 255	70	31	10	16	12	1	—	—	—	—	
541214	Payroll services ...	1 894	58 661	157 613	17	6	1	3	2	3	1	—	—	1	
541219	Other accounting services ...	402	2 590	10 944	99	81	9	5	3	1	—	—	—	—	
5413	Architectural, engineering & related services ...	9 779	143 887	581 924	524	247	106	82	61	14	9	3	1	1	
54131	Architectural services ...	1 710	22 986	100 985	141	67	33	21	16	1	2	1	—	—	
541310	Architectural services ...	1 710	22 986	100 985	141	67	33	21	16	1	2	1	—	—	
54132	Landscape architectural services ...	227	1 858	9 978	33	21	6	2	3	1	—	—	—	—	
541320	Landscape architectural services ...	227	1 858	9 978	33	21	6	2	3	1	—	—	—	—	
54133	Engineering services ...	6 828	110 256	434 017	254	109	45	45	36	9	6	2	1	1	
541330	Engineering services ...	6 828	110 256	434 017	254	109	45	45	36	9	6	2	1	1	
54137	Surveying, mapping (exc geophysical) services ...	633	5 300	22 286	41	17	10	9	3	1	1	—	—	—	
541370	Surveying, mapping (exc geophysical) services ...	633	5 300	22 286	41	17	10	9	3	1	1	—	—	—	
54138	Testing laboratories ...	268	2 609	10 621	19	7	3	5	2	2	—	—	—	—	
541380	Testing laboratories ...	268	2 609	10 621	19	7	3	5	2	2	—	—	—	—	

See footnotes at end of table.



**Table 6. Counties—Employees, Payroll, and Establishments by Industry: 2002—Con.**

[Excludes most government employees, railroad employees, and self-employed persons. Size class 1 to 4 includes establishments with payroll, but no employees, during mid-March pay period. (D) denotes figures withheld to avoid disclosing data for individual companies; the data are included in broader industry totals. Detailed industries with 100 or more employees are shown if industry was not a (D). For explanation of terms, abbreviations, and data reliability/comparability, see introductory text]

NAICS code	Industry	Number of employees for week including March 12	Payroll (\$1,000)		Total number of establishments	Number of establishments by employment-size class									
			First quarter	Annual		1 to 4	5 to 9	10 to 19	20 to 49	50 to 99	100 to 249	250 to 499	500 to 999	1,000 or more	
<b>MECKLENBURG—Con.</b>															
<b>54</b>	<b>Professional, scientific &amp; technical services—Con.</b>														
541	Professional, scientific & technical services—Con.														
5414	Specialized design services	506	4 377	17 356	156	126	19	7	4	—	—	—	—	—	
54141	Interior design services	164	1 288	4 917	63	51	9	3	—	—	—	—	—	—	
541410	Interior design services	164	1 288	4 917	63	51	9	3	—	—	—	—	—	—	
54143	Graphic design services	287	2 450	9 622	75	60	8	4	3	—	—	—	—	—	
541430	Graphic design services	287	2 450	9 622	75	60	8	4	3	—	—	—	—	—	
5415	Computer systems design & related services	5 896	104 642	398 503	506	343	46	44	48	15	7	3	—	—	
54151	Computer systems design & related services	5 896	104 642	398 503	506	343	46	44	48	15	7	3	—	—	
541511	Custom computer programming services	2 249	47 970	175 624	218	152	19	24	12	6	4	1	—	—	
541512	Computer systems design services	1 871	31 328	123 944	201	138	21	14	19	7	2	—	—	—	
5416	Management, sci & tech consulting services	4 858	85 081	353 734	603	473	61	36	20	8	2	1	2	—	
54161	Management consulting services	3 441	59 556	257 148	513	404	50	30	19	7	1	1	1	—	
541611	Admin & gen management consulting services	1 723	42 926	186 487	230	182	22	9	10	5	1	1	—	—	
541612	Human res & exec search consulting services	988	8 685	35 821	105	74	18	8	4	—	—	—	1	—	
541613	Marketing consulting services	442	5 350	23 780	127	107	7	10	2	1	—	—	—	—	
541618	Other management consulting services	212	1 674	7 386	27	20	2	2	2	1	—	—	—	—	
54162	Environmental consulting services	346	9 697	25 969	37	25	7	3	—	1	1	—	—	—	
541620	Environmental consulting services	346	9 697	25 969	37	25	7	3	—	1	1	—	—	—	
54169	Oth scientific & technical consulting services	1 071	15 828	70 617	53	44	4	3	1	—	—	—	1	—	
541690	Oth scientific & technical consulting services	1 071	15 828	70 617	53	44	4	3	1	—	—	—	1	—	
5417	Scientific R&D services	216	3 254	12 659	27	18	4	4	—	—	—	—	—	—	
54171	R&D in physical, engineering & life sciences	214	3 250	12 635	24	15	4	4	—	—	—	—	—	—	
541710	R&D in physical, engineering & life sciences	214	3 250	12 635	24	15	4	4	—	—	—	—	—	—	
5418	Advertising & related services	1 450	14 582	72 912	201	130	34	21	12	3	1	—	—	—	
54181	Advertising agencies	507	6 644	37 967	79	52	12	9	6	—	—	—	—	—	
541810	Advertising agencies	507	6 644	37 967	79	52	12	9	6	—	—	—	—	—	
54182	Public relations agencies	213	2 236	10 916	25	17	2	3	2	1	—	—	—	—	
541820	Public relations agencies	213	2 236	10 916	25	17	2	3	2	1	—	—	—	—	
54184	Media representatives	169	1 151	5 174	19	11	4	2	1	1	—	—	—	—	
541840	Media representatives	169	1 151	5 174	19	11	4	2	1	1	—	—	—	—	
54186	Direct mail advertising	237	1 747	7 253	13	7	1	2	1	1	1	—	—	—	
541860	Direct mail advertising	237	1 747	7 253	13	7	1	2	1	1	1	—	—	—	
54189	Other services related to advertising	179	1 340	5 322	40	25	12	2	1	—	—	—	—	—	
541890	Other services related to advertising	179	1 340	5 322	40	25	12	2	1	—	—	—	—	—	
5419	Oth professional, scientific, technical services	2 213	17 452	79 454	275	173	36	39	24	2	—	1	—	—	
54191	Marketing research & public opinion polling	195	857	3 743	27	20	—	5	2	—	—	—	—	—	
541910	Marketing research & public opinion polling	195	857	3 743	27	20	—	5	2	—	—	—	—	—	
54192	Photographic services	569	7 028	31 661	71	57	9	3	1	—	—	1	—	—	
541921	Photography studios, portrait	528	6 775	30 450	53	42	6	3	1	—	—	1	—	—	
54194	Veterinary services	955	5 664	26 405	65	16	10	22	15	2	—	—	—	—	
541940	Veterinary services	955	5 664	26 405	65	16	10	22	15	2	—	—	—	—	
54199	All oth prof, scientific & technical services	464	3 700	16 820	105	75	17	7	6	—	—	—	—	—	
541990	All oth prof, scientific & technical services	464	3 700	16 820	105	75	17	7	6	—	—	—	—	—	
<b>55</b>	<b>Management of companies &amp; enterprises</b>	<b>15 996</b>	<b>276 243</b>	<b>1 047 810</b>	<b>301</b>	<b>103</b>	<b>34</b>	<b>47</b>	<b>49</b>	<b>27</b>	<b>26</b>	<b>12</b>	<b>2</b>	<b>1</b>	
551	Management of companies & enterprises	15 996	276 243	1 047 810	301	103	34	47	49	27	26	12	2	1	
5511	Management of companies & enterprises	15 996	276 243	1 047 810	301	103	34	47	49	27	26	12	2	1	
55111	Management of companies & enterprises	15 996	276 243	1 047 810	301	103	34	47	49	27	26	12	2	1	
551114	Corp, subsidiary & regional managing offices	15 319	260 347	995 394	258	77	30	43	44	25	24	12	2	1	
<b>56</b>	<b>Admin, support, waste mgt, remediation services</b>	<b>42 577</b>	<b>268 175</b>	<b>1 132 316</b>	<b>1 443</b>	<b>722</b>	<b>182</b>	<b>184</b>	<b>174</b>	<b>82</b>	<b>68</b>	<b>21</b>	<b>7</b>	<b>3</b>	
561	Administrative & support services	41 987	262 534	1 109 273	1 403	713	172	174	164	81	68	21	7	3	
5611	Office administrative services	1 292	21 643	75 609	82	45	9	11	13	2	1	1	—	—	
56111	Office administrative services	1 292	21 643	75 609	82	45	9	11	13	2	1	1	—	—	
561110	Office administrative services	1 292	21 643	75 609	82	45	9	11	13	2	1	1	—	—	
5612	Facilities support services	371	2 499	10 381	14	6	3	1	1	1	2	—	—	—	
56121	Facilities support services	371	2 499	10 381	14	6	3	1	1	1	2	—	—	—	
561210	Facilities support services	371	2 499	10 381	14	6	3	1	1	1	2	—	—	—	
5613	Employment services	22 783	142 189	623 982	289	85	16	28	64	40	36	13	5	2	
56131	Employment placement agencies	1 617	9 818	42 981	57	30	7	6	9	2	1	1	1	—	
561310	Employment placement agencies	1 617	9 818	42 981	57	30	7	6	9	2	1	1	1	—	
56132	Temporary help services	17 828	113 952	490 705	208	49	7	16	52	35	33	11	4	1	
561320	Temporary help services	17 828	113 952	490 705	208	49	7	16	52	35	33	11	4	1	
56133	Employee leasing services	3 338	18 419	90 296	24	6	2	6	3	3	2	1	—	1	
561330	Employee leasing services	3 338	18 419	90 296	24	6	2	6	3	3	2	1	—	1	
5614	Business support services	2 813	19 476	71 361	129	76	10	27	11	1	3	—	—	1	
56141	Document preparation services	110	660	2 712	14	10	—	2	2	—	—	—	—	—	
561410	Document preparation services	110	660	2 712	14	10	—	2	2	—	—	—	—	—	
56142	Telephone call centers	1 587	10 715	35 143	18	10	—	4	3	—	—	—	—	1	
56143	Business service centers	289	2 034	8 377	49	31	5	11	2	—	—	—	—	—	
561431	Private mail centers	106	389	1 771	28	21	4	3	2	—	—	—	—	—	
561439	Oth business service centers (incl copy shops)	183	1 645	6 606	21	10	1	8	2	—	—	—	—	—	
56144	Collection agencies	462	3 474	14 869	13	5	—	3	3	—	2	—	—	—	
561440	Collection agencies	462	3 474	14 869	13	5	—	3	3	—	2	—	—	—	
56149	Other business support services	298	1 612	6 846	27	16	5	3	1	1	1	—	—	—	
561499	All other business support services	252	1 238	4 996	12	5	3	1	1	1	1	—	—	—	
5615	Travel arrangement & reservation services	565	4 700	19 458	77	45	19	8	4	1	—	—	—	—	
56151	Travel agencies	492	3 945	16 355	68	40	18	6	3	1	—	—	—	—	
561510	Travel agencies	492	3 945	16 355	68	40	18	6	3	1	—	—	—	—	

See footnotes at end of table.

**Table 6. Counties—Employees, Payroll, and Establishments by Industry: 2002—Con.**

[Excludes most government employees, railroad employees, and self-employed persons. Size class 1 to 4 includes establishments with payroll, but no employees, during mid-March pay period. (D) denotes figures withheld to avoid disclosing data for individual companies; the data are included in broader industry totals. Detailed industries with 100 or more employees are shown if industry was not a (D). For explanation of terms, abbreviations, and data reliability/comparability, see introductory text]

NAICS code	Industry	Number of employees for week including March 12	Payroll (\$1,000)		Total number of establishments	Number of establishments by employment-size class									
			First quarter	Annual		1 to 4	5 to 9	10 to 19	20 to 49	50 to 99	100 to 249	250 to 499	500 to 999	1,000 or more	
<b>MECKLENBURG—Con.</b>															
<b>56</b>	<b>Admin, support, waste mgt, remediation services—Con.</b>														
561	Administrative & support services—Con.														
5616	Investigation & security services	4 498	25 323	104 173	101	45	8	11	12	10	10	4	1	—	
56161	Investigation, guard & armored car services	3 543	17 629	68 572	59	22	4	6	7	9	6	4	1	—	
561612	Security guards & patrol services	3 192	14 623	56 835	31	4	2	3	4	8	5	4	1	—	
561613	Armored car services	261	1 676	7 381	6	—	—	2	2	1	1	—	—	—	
56162	Security systems services	955	7 694	35 601	42	23	4	5	5	1	4	—	—	—	
561621	Security systems services (except locksmiths)	905	7 326	33 600	34	19	1	5	4	1	4	—	—	—	
5617	Services to buildings & dwellings	7 654	34 104	152 207	603	345	99	75	49	20	13	1	1	—	
56171	Exterminating & pest control services	404	4 078	16 630	35	14	5	8	8	—	—	—	—	—	
561710	Exterminating & pest control services	404	4 078	16 630	35	14	5	8	8	—	—	—	—	—	
56172	Janitorial services	4 087	13 881	58 229	253	133	34	42	22	14	7	—	1	—	
561720	Janitorial services	4 087	13 881	58 229	253	133	34	42	22	14	7	—	1	—	
56173	Landscaping services	2 651	13 674	64 973	247	160	42	21	12	5	6	1	—	—	
561730	Landscaping services	2 651	13 674	64 973	247	160	42	21	12	5	6	1	—	—	
56174	Carpet & upholstery cleaning services	209	1 159	5 277	36	21	11	1	3	—	—	—	—	—	
561740	Carpet & upholstery cleaning services	209	1 159	5 277	36	21	11	1	3	—	—	—	—	—	
56179	Other services to buildings & dwellings	303	1 312	7 098	32	17	7	3	4	1	—	—	—	—	
561790	Other services to buildings & dwellings	303	1 312	7 098	32	17	7	3	4	1	—	—	—	—	
5619	Other support services	2 011	12 600	52 102	108	66	8	13	10	6	3	2	—	—	
56191	Packaging & labeling services	318	2 007	7 339	7	4	—	2	—	—	—	1	—	—	
561910	Packaging & labeling services	318	2 007	7 339	7	4	—	2	—	—	—	1	—	—	
56192	Convention & trade show organizers	256	2 327	8 787	23	11	4	2	5	1	—	—	—	—	
561920	Convention & trade show organizers	256	2 327	8 787	23	11	4	2	5	1	—	—	—	—	
56199	All other support services	1 437	8 266	35 976	78	51	4	9	5	5	3	1	—	—	
561990	All other support services	1 437	8 266	35 976	78	51	4	9	5	5	3	1	—	—	
562	Waste management & remediation services	590	5 641	23 043	40	9	10	10	10	1	—	—	—	—	
5621	Waste collection	244	2 234	9 988	15	4	5	2	3	1	—	—	—	—	
56211	Waste collection	244	2 234	9 988	15	4	5	2	3	1	—	—	—	—	
562111	Solid waste collection	208	1 853	8 178	11	3	3	1	3	1	—	—	—	—	
5622	Waste treatment & disposal	158	1 382	5 189	9	1	1	4	3	—	—	—	—	—	
56221	Waste treatment & disposal	158	1 382	5 189	9	1	1	4	3	—	—	—	—	—	
5629	Remediation & oth waste management services	188	2 025	7 866	16	4	4	4	4	—	—	—	—	—	
56291	Remediation services	109	1 387	5 282	11	3	3	3	2	—	—	—	—	—	
562910	Remediation services	109	1 387	5 282	11	3	3	3	2	—	—	—	—	—	
<b>61</b>	<b>Educational services</b>	<b>8 083</b>	<b>40 602</b>	<b>172 113</b>	<b>265</b>	<b>147</b>	<b>38</b>	<b>29</b>	<b>29</b>	<b>12</b>	<b>3</b>	<b>3</b>	<b>2</b>	<b>2</b>	
611	Educational services	8 083	40 602	172 113	265	147	38	29	29	12	3	3	2	2	
6111	Elementary & secondary schools	3 227	18 592	77 649	43	12	3	9	11	2	2	2	2	—	
61111	Elementary & secondary schools	3 227	18 592	77 649	43	12	3	9	11	2	2	2	2	—	
611110	Elementary & secondary schools	3 227	18 592	77 649	43	12	3	9	11	2	2	2	2	—	
6112	Junior colleges	(C)	(D)	(D)	3	1	—	—	—	2	—	—	—	—	
61121	Junior colleges	(C)	(D)	(D)	3	1	—	—	—	2	—	—	—	—	
6113	Colleges, universities & professional schools	3 077	13 547	57 685	12	5	—	1	1	2	—	1	—	2	
61131	Colleges, universities & professional schools	3 077	13 547	57 685	12	5	—	1	1	2	—	1	—	2	
611310	Colleges, universities & professional schools	3 077	13 547	57 685	12	5	—	1	1	2	—	1	—	2	
6114	Business schools & computer & mgt training	(E)	(D)	(D)	44	33	4	2	4	1	—	—	—	—	
61142	Computer training	125	1 220	5 343	19	13	3	1	1	1	—	—	—	—	
611420	Computer training	125	1 220	5 343	19	13	3	1	1	1	—	—	—	—	
6115	Technical & trade schools	292	1 701	7 225	24	10	6	4	3	1	—	—	—	—	
61151	Technical & trade schools	292	1 701	7 225	24	10	6	4	3	1	—	—	—	—	
611519	Other technical & trade schools	247	1 446	6 210	15	5	4	2	3	1	—	—	—	—	
6116	Other schools & instruction	851	2 950	12 741	119	75	20	13	8	3	—	—	—	—	
61161	Fine arts schools	245	1 143	3 731	45	32	6	6	—	1	—	—	—	—	
611610	Fine arts schools	245	1 143	3 731	45	32	6	6	—	1	—	—	—	—	
61162	Sports & recreation instruction	186	611	2 937	40	27	9	2	2	—	—	—	—	—	
611620	Sports & recreation instruction	186	611	2 937	40	27	9	2	2	—	—	—	—	—	
61169	All other schools & instruction	391	1 157	5 923	31	15	4	4	6	2	—	—	—	—	
611699	All other miscellaneous schools & instruction	214	610	3 716	14	8	1	2	1	2	—	—	—	—	
6117	Educational support services	261	1 093	5 062	20	11	5	—	2	1	—	—	—	—	
61171	Educational support services	261	1 093	5 062	20	11	5	—	2	1	—	—	—	—	
611710	Educational support services	261	1 093	5 062	20	11	5	—	2	1	—	—	—	—	
<b>62</b>	<b>Health care and social assistance</b>	<b>43 670</b>	<b>376 683</b>	<b>1 604 465</b>	<b>1 738</b>	<b>738</b>	<b>398</b>	<b>298</b>	<b>192</b>	<b>50</b>	<b>43</b>	<b>11</b>	<b>3</b>	<b>5</b>	
621	Ambulatory health care services	16 687	160 414	736 220	1 127	536	302	161	85	23	15	1	2	2	
6211	Offices of physicians	8 906	97 809	461 078	366	156	84	62	45	9	6	1	1	2	
62111	Offices of physicians	8 906	97 809	461 078	366	156	84	62	45	9	6	1	1	2	
621111	Offices of physicians (exc mental health)	8 759	96 249	454 112	341	139	80	60	43	9	6	1	1	2	
621112	Offices of physicians, mental health	147	1 560	6 966	25	17	4	2	2	—	—	—	—	—	
6212	Offices of dentists	2 545	24 470	114 513	347	132	129	69	16	1	—	—	—	—	
62121	Offices of dentists	2 545	24 470	114 513	347	132	129	69	16	1	—	—	—	—	
621210	Offices of dentists	2 545	24 470	114 513	347	132	129	69	16	1	—	—	—	—	
6213	Offices of other health practitioners	1 374	10 427	44 249	274	188	63	13	8	1	1	—	—	—	
62131	Offices of chiropractors	352	2 248	9 792	103	79	21	2	1	—	—	—	—	—	
621310	Offices of chiropractors	352	2 248	9 792	103	79	21	2	1	—	—	—	—	—	
62132	Offices of optometrists	271	1 945	8 725	47	21	21	3	2	—	—	—	—	—	
621320	Offices of optometrists	271	1 945	8 725	47	21	21	3	2	—	—	—	—	—	
62134	Offices of PT, OT, speech therapy & audiology	460	3 461	14 201	37	19	10	4	2	1	1	—	—	—	
621340	Offices of PT, OT, speech therapy & audiology	460	3 461	14 201	37	19	10	4	2	1	1	—	—	—	
62139	Offices of all other health practitioners	198	1 597	7 557	54	38	11	3	2	—	—	—	—	—	
621399	Offices of all other misc health practitioners	106	825	4 195	36	27	7	1	1	—	—	—	—	—	

See footnotes at end of table.

**Table 6. Counties—Employees, Payroll, and Establishments by Industry: 2002—Con.**

[Excludes most government employees, railroad employees, and self-employed persons. Size class 1 to 4 includes establishments with payroll, but no employees, during mid-March pay period. (D) denotes figures withheld to avoid disclosing data for individual companies; the data are included in broader industry totals. Detailed industries with 100 or more employees are shown if industry was not a (D). For explanation of terms, abbreviations, and data reliability/comparability, see introductory text]

NAICS code	Industry	Number of employees for week including March 12	Payroll (\$1,000)		Total number of establishments	Number of establishments by employment-size class									
			First quarter	Annual		1 to 4	5 to 9	10 to 19	20 to 49	50 to 99	100 to 249	250 to 499	500 to 999	1,000 or more	
<b>MECKLENBURG—Con.</b>															
<b>62</b>	<b>Health care and social assistance—Con.</b>														
621	Ambulatory health care services—Con.														
6214	Outpatient care centers	655	6 357	25 342	51	25	9	10	4	2	1	—	—	—	
62149	Other outpatient care centers	581	5 812	22 780	36	17	4	8	4	2	1	—	—	—	
621498	All other outpatient care centers	364	2 983	13 546	23	15	3	2	1	1	—	—	—	—	
6215	Medical & diagnostic laboratories	415	3 682	15 864	30	18	6	2	2	1	1	—	—	—	
62151	Medical & diagnostic laboratories	415	3 682	15 864	30	18	6	2	2	1	1	—	—	—	
621511	Medical laboratories	336	2 944	12 819	19	13	2	1	1	1	1	—	—	—	
6216	Home health care services	1 970	11 593	48 444	37	8	4	4	7	8	6	—	—	—	
62161	Home health care services	1 970	11 593	48 444	37	8	4	4	7	8	6	—	—	—	
621610	Home health care services	1 970	11 593	48 444	37	8	4	4	7	8	6	—	—	—	
6219	Other ambulatory health care services	822	6 076	26 730	22	9	7	1	3	1	—	—	1	—	
62199	All other ambulatory health care services	(F)	(D)	(D)	20	8	6	1	3	1	—	—	1	—	
621991	Blood & organ banks	737	5 245	21 972	7	1	2	—	2	1	—	—	1	—	
622	Hospitals	(J)	(D)	(D)	12	2	—	—	1	—	1	5	1	2	
6221	General medical & surgical hospitals	(J)	(D)	(D)	9	1	—	—	1	—	1	3	1	2	
62211	General medical & surgical hospitals	(J)	(D)	(D)	9	1	—	—	1	—	1	3	1	2	
6222	Psychiatric & substance abuse hospitals	(E)	(D)	(D)	2	1	—	—	—	—	—	1	—	—	
62221	Psychiatric & substance abuse hospitals	(E)	(D)	(D)	2	1	—	—	—	—	—	1	—	—	
6223	Other specialty hospitals	(E)	(D)	(D)	1	—	—	—	—	—	—	1	—	—	
62231	Other specialty hospitals	(E)	(D)	(D)	1	—	—	—	—	—	—	1	—	—	
623	Nursing & residential care facilities	8 059	48 149	188 972	170	38	31	33	23	18	23	4	—	—	
6231	Nursing care facilities	3 001	22 183	86 539	28	6	—	2	2	4	13	1	—	—	
62311	Nursing care facilities	3 001	22 183	86 539	28	6	—	2	2	4	13	1	—	—	
623110	Nursing care facilities	3 001	22 183	86 539	28	6	—	2	2	4	13	1	—	—	
6232	Residential mental retardation, health facil	1 338	6 806	27 194	80	17	30	24	4	3	1	1	—	—	
62321	Residential mental retardation facilities	746	3 637	14 678	64	14	25	23	1	—	—	1	—	—	
623210	Residential mental retardation facilities	746	3 637	14 678	64	14	25	23	1	—	—	1	—	—	
62322	Residential mental health, subst abuse facil	592	3 169	12 516	16	3	5	1	3	3	1	—	—	—	
623220	Residential mental health, subst abuse facil	592	3 169	12 516	16	3	5	1	3	3	1	—	—	—	
6233	Community care facilities for the elderly	2 950	14 789	57 693	37	7	—	1	10	11	6	2	—	—	
62331	Community care facilities for the elderly	2 950	14 789	57 693	37	7	—	1	10	11	6	2	—	—	
623311	Continuing care retirement communities	2 217	11 014	42 862	15	1	—	—	2	4	6	2	—	—	
623312	Homes for the elderly	733	3 775	14 831	22	6	—	1	8	7	—	—	—	—	
6239	Other residential care facilities	770	4 371	17 546	25	8	1	6	7	—	3	—	—	—	
62399	Other residential care facilities	770	4 371	17 546	25	8	1	6	7	—	3	—	—	—	
623990	Other residential care facilities	770	4 371	17 546	25	8	1	6	7	—	3	—	—	—	
624	Social assistance	(I)	(D)	(D)	429	162	65	104	83	9	4	1	—	1	
6241	Individual & family services	2 213	10 676	43 953	122	67	22	17	11	4	—	—	—	1	
62411	Child & youth services	319	2 136	8 553	39	26	6	4	1	2	—	—	—	—	
624110	Child & youth services	319	2 136	8 553	39	26	6	4	1	2	—	—	—	—	
62412	Services for elderly & disabled persons	188	989	3 639	24	11	7	5	—	1	—	—	—	—	
624120	Services for elderly & disabled persons	188	989	3 639	24	11	7	5	—	1	—	—	—	—	
62419	Other individual & family services	1 706	7 551	31 761	59	30	9	8	10	1	—	—	1	—	
624190	Other individual & family services	1 706	7 551	31 761	59	30	9	8	10	1	—	—	1	—	
6242	Community, emergency & other relief services	(E)	(D)	(D)	19	2	4	8	3	1	1	—	—	—	
62422	Community housing services	(C)	(D)	(D)	10	2	2	4	2	—	—	—	—	—	
62423	Emergency & other relief services	(E)	(D)	(D)	3	—	—	1	—	1	1	—	—	—	
6243	Vocational rehabilitation services	622	3 141	14 121	19	3	7	2	5	—	1	1	—	—	
62431	Vocational rehabilitation services	622	3 141	14 121	19	3	7	2	5	—	1	1	—	—	
624310	Vocational rehabilitation services	622	3 141	14 121	19	3	7	2	5	—	1	1	—	—	
6244	Child day care services	3 669	15 543	67 821	269	90	32	77	64	4	2	—	—	—	
62441	Child day care services	3 669	15 543	67 821	269	90	32	77	64	4	2	—	—	—	
624410	Child day care services	3 669	15 543	67 821	269	90	32	77	64	4	2	—	—	—	
<b>71</b>	<b>Arts, entertainment &amp; recreation</b>														
711	Performing arts, spectator sports & related industries	3 672	44 021	225 158	128	84	20	8	7	3	4	1	—	1	
7111	Performing arts companies	411	2 458	10 024	31	16	9	1	2	2	1	—	—	—	
71111	Theater companies & dinner theaters	157	730	2 806	13	8	1	1	2	1	—	—	—	—	
711110	Theater companies & dinner theaters	157	730	2 806	13	8	1	1	2	1	—	—	—	—	
71113	Musical groups & artists	173	1 195	4 828	13	7	5	—	—	—	1	—	—	—	
711130	Musical groups & artists	173	1 195	4 828	13	7	5	—	—	—	1	—	—	—	
7112	Spectator sports	2 766	37 011	195 719	28	16	3	3	1	1	2	1	—	1	
71121	Spectator sports	2 766	37 011	195 719	28	16	3	3	1	1	2	1	—	1	
7113	Promoters of entertainment events	345	2 719	12 085	24	14	5	2	2	—	1	—	—	—	
71131	Promoters of entertainment events with facility	259	1 455	6 675	7	4	—	1	1	—	1	—	—	—	
711310	Promoters of entertainment events with facility	259	1 455	6 675	7	4	—	1	1	—	1	—	—	—	
7114	Agents, managers for artists & other public figures	111	1 174	4 520	17	10	3	2	2	—	—	—	—	—	
71141	Agents, managers for artists & other public figures	111	1 174	4 520	17	10	3	2	2	—	—	—	—	—	
711410	Agents, managers for artists & other public figures	111	1 174	4 520	17	10	3	2	2	—	—	—	—	—	
712	Museums, historical sites & like institutions	279	1 766	7 145	14	4	6	—	2	1	1	—	—	—	
7121	Museums, historical sites & like institutions	279	1 766	7 145	14	4	6	—	2	1	1	—	—	—	
71211	Museums	256	1 595	6 341	8	1	3	—	2	1	1	—	—	—	
712110	Museums	256	1 595	6 341	8	1	3	—	2	1	1	—	—	—	

See footnotes at end of table.

**Table 6. Counties—Employees, Payroll, and Establishments by Industry: 2002—Con.**

[Excludes most government employees, railroad employees, and self-employed persons. Size class 1 to 4 includes establishments with payroll, but no employees, during mid-March pay period. (D) denotes figures withheld to avoid disclosing data for individual companies; the data are included in broader industry totals. Detailed industries with 100 or more employees are shown if industry was not a (D). For explanation of terms, abbreviations, and data reliability/comparability, see introductory text]

NAICS code	Industry	Number of employees for week including March 12	Payroll (\$1,000)		Total number of establishments	Number of establishments by employment-size class									
			First quarter	Annual		1 to 4	5 to 9	10 to 19	20 to 49	50 to 99	100 to 249	250 to 499	500 to 999	1,000 or more	
<b>MECKLENBURG—Con.</b>															
<b>71 Arts, entertainment &amp; recreation—Con.</b>															
713	Amusement, gambling & recreation industries . . . . .	4 929	15 385	72 754	169	84	18	22	29	8	6	1	—	1	
7131	Amusement parks & arcades . . . . .	(G)	(D)	(D)	7	2	—	1	2	—	—	1	—	1	
71311	Amusement & theme parks . . . . .	(G)	(D)	(D)	3	—	—	—	2	—	—	—	—	1	
71312	Amusement arcades . . . . .	(E)	(D)	(D)	4	2	—	1	—	—	—	1	—	—	
7139	Other amusement & recreation industries . . . . .	2 775	11 678	53 888	160	81	17	21	27	8	6	—	—	—	
71391	Golf courses & country clubs . . . . .	1 477	7 446	33 869	28	2	2	4	10	5	5	—	—	—	
713910	Golf courses & country clubs . . . . .	1 477	7 446	33 869	28	2	2	4	10	5	5	—	—	—	
71394	Fitness & recreational sports centers . . . . .	738	2 034	10 334	87	57	7	8	12	3	—	—	—	—	
713940	Fitness & recreational sports centers . . . . .	738	2 034	10 334	87	57	7	8	12	3	—	—	—	—	
71395	Bowling centers . . . . .	175	646	2 502	6	—	—	2	4	—	—	—	—	—	
713950	Bowling centers . . . . .	175	646	2 502	6	—	—	2	4	—	—	—	—	—	
71399	All other amusement & recreation industries . . . . .	345	1 363	6 105	33	18	8	5	1	—	1	—	—	—	
713990	All other amusement & recreation industries . . . . .	345	1 363	6 105	33	18	8	5	1	—	1	—	—	—	
72	<b>Accommodation &amp; food services . . . . .</b>	<b>38 093</b>	<b>120 692</b>	<b>512 656</b>	<b>1 883</b>	<b>530</b>	<b>319</b>	<b>395</b>	<b>473</b>	<b>136</b>	<b>20</b>	<b>9</b>	<b>1</b>	<b>—</b>	
721	Accommodation . . . . .	5 346	23 624	98 807	193	42	31	56	43	10	8	3	—	—	
7211	Traveler accommodation . . . . .	5 327	23 570	98 409	182	32	30	56	43	10	8	3	—	—	
72111	Hotels (exc casino hotels) & motels . . . . .	5 235	23 315	97 189	176	29	30	55	41	10	8	3	—	—	
721110	Hotels (exc casino hotels) & motels . . . . .	5 235	23 315	97 189	176	29	30	55	41	10	8	3	—	—	
722	Food services & drinking places . . . . .	32 747	97 068	413 849	1 690	488	288	339	430	126	12	6	1	—	
7221	Full-service restaurants . . . . .	14 949	47 857	199 181	704	210	105	129	164	87	9	—	—	—	
72211	Full-service restaurants . . . . .	14 949	47 857	199 181	704	210	105	129	164	87	9	—	—	—	
722110	Full-service restaurants . . . . .	14 949	47 857	199 181	704	210	105	129	164	87	9	—	—	—	
7222	Limited-service eating places . . . . .	11 408	30 962	134 225	669	175	119	150	202	20	—	2	1	—	
72221	Limited-service eating places . . . . .	11 408	30 962	134 225	669	175	119	150	202	20	—	2	1	—	
722211	Limited-service restaurants . . . . .	10 054	26 780	115 746	556	146	92	110	189	16	—	2	1	—	
722212	Cafeterias . . . . .	287	1 027	4 891	14	5	3	2	1	3	—	—	—	—	
722213	Snack & nonalcoholic beverage bars . . . . .	1 067	3 155	13 588	99	24	24	38	12	1	—	—	—	—	
7223	Special food services . . . . .	5 657	16 090	71 691	240	62	52	45	57	18	2	4	—	—	
72231	Food service contractors . . . . .	5 136	14 879	65 877	204	40	45	43	53	18	2	3	—	—	
722310	Food service contractors . . . . .	5 136	14 879	65 877	204	40	45	43	53	18	2	3	—	—	
72232	Caterers . . . . .	197	800	3 616	21	11	5	1	4	—	—	—	—	—	
722320	Caterers . . . . .	197	800	3 616	21	11	5	1	4	—	—	—	—	—	
72233	Mobile food services . . . . .	324	411	2 198	15	11	2	1	—	—	—	1	—	—	
722330	Mobile food services . . . . .	324	411	2 198	15	11	2	1	—	—	—	1	—	—	
7224	Drinking places (alcoholic beverages) . . . . .	733	2 159	8 752	77	41	12	15	7	1	1	—	—	—	
72241	Drinking places (alcoholic beverages) . . . . .	733	2 159	8 752	77	41	12	15	7	1	1	—	—	—	
722410	Drinking places (alcoholic beverages) . . . . .	733	2 159	8 752	77	41	12	15	7	1	1	—	—	—	
81	<b>Other services (except public administration) . . . . .</b>	<b>21 934</b>	<b>116 818</b>	<b>487 577</b>	<b>2 088</b>	<b>1 117</b>	<b>460</b>	<b>286</b>	<b>150</b>	<b>45</b>	<b>25</b>	<b>5</b>	<b>—</b>	<b>—</b>	
811	Repair & maintenance . . . . .	4 587	33 698	142 405	643	352	153	93	38	5	2	—	—	—	
8111	Automotive repair & maintenance . . . . .	2 777	18 207	76 970	410	212	108	67	21	2	—	—	—	—	
81111	Automotive mechanical & electrical R&M . . . . .	1 212	9 260	39 599	239	139	68	28	4	—	—	—	—	—	
811111	General automotive repair . . . . .	904	6 626	29 072	191	114	53	22	2	—	—	—	—	—	
8111113	Automotive transmission repair . . . . .	138	1 157	4 439	20	9	8	2	1	—	—	—	—	—	
8111118	Other automotive mechanical & electrical R&M . . . . .	132	1 155	4 843	19	10	4	4	1	—	—	—	—	—	
811112	Automotive body, paint, interior & glass repair . . . . .	693	6 413	26 569	95	43	28	19	4	1	—	—	—	—	
8111121	Automotive body, paint & interior R&M . . . . .	607	5 669	23 362	77	33	23	16	4	1	—	—	—	—	
811119	Other automotive R&M . . . . .	872	2 534	10 802	76	30	12	20	13	1	—	—	—	—	
811191	Automotive oil change & lubrication shops . . . . .	276	738	3 133	29	8	5	15	1	—	—	—	—	—	
811192	Car washes . . . . .	544	1 378	5 786	33	13	3	4	12	1	—	—	—	—	
8112	Electronic & precision equipment R&M . . . . .	541	4 844	19 857	55	30	11	5	6	3	—	—	—	—	
81121	Electronic & precision equipment R&M . . . . .	541	4 844	19 857	55	30	11	5	6	3	—	—	—	—	
811211	Consumer electronics R&M . . . . .	125	794	3 063	9	3	2	2	1	1	—	—	—	—	
811212	Computer & office machine R&M . . . . .	257	2 239	9 435	28	17	5	2	2	2	—	—	—	—	
811219	Other electronic & precision equipment R&M . . . . .	107	1 089	4 497	12	7	2	1	2	—	—	—	—	—	
8113	Commercial equipment (exc auto & elec) R&M . . . . .	730	7 066	31 464	82	36	20	16	10	—	—	—	—	—	
81131	Commercial equipment (exc auto & elec) R&M . . . . .	730	7 066	31 464	82	36	20	16	10	—	—	—	—	—	
811310	Commercial equipment (exc auto & elec) R&M . . . . .	730	7 066	31 464	82	36	20	16	10	—	—	—	—	—	
8114	Personal & household goods R&M . . . . .	539	3 581	14 114	96	74	14	5	1	—	2	—	—	—	
81141	Home, garden equipment & appliance R&M . . . . .	316	2 417	9 267	23	15	4	1	1	—	2	—	—	—	
811412	Appliance repair & maintenance . . . . .	245	1 867	7 070	13	11	—	—	—	—	2	—	—	—	
81149	Other personal & household goods R&M . . . . .	147	753	3 193	43	33	7	3	—	—	—	—	—	—	
811490	Other personal & household goods R&M . . . . .	147	753	3 193	43	33	7	3	—	—	—	—	—	—	
812	Personal & laundry services . . . . .	5 190	26 536	113 179	670	390	150	89	29	4	8	—	—	—	
8121	Personal care services . . . . .	1 800	8 354	35 159	300	167	81	41	9	1	1	—	—	—	
81211	Hair, nail & skin care services . . . . .	1 486	7 315	31 066	246	139	67	31	7	1	1	—	—	—	
812112	Beauty salons . . . . .	1 353	6 682	28 373	201	106	55	31	7	1	1	—	—	—	
81219	Other personal care services . . . . .	314	1 039	4 093	54	28	14	10	2	—	—	—	—	—	
812191	Diet & weight reducing centers . . . . .	156	442	1 739	16	3	7	4	2	—	—	—	—	—	
812199	Other personal care services . . . . .	158	597	2 354	38	25	7	6	—	—	—	—	—	—	
8122	Death care services . . . . .	266	1 721	7 000	31	13	7	7	4	—	—	—	—	—	
81221	Funeral homes . . . . .	158	1 063	4 351	21	10	5	4	2	—	—	—	—	—	
812210	Funeral homes . . . . .	158	1 063	4 351	21	10	5	4	2	—	—	—	—	—	
81222	Cemeteries & crematories . . . . .	108	658	2 649	10	3	2	3	2	—	—	—	—	—	
812220	Cemeteries & crematories . . . . .	108	658	2 649	10	3	2	3	2	—	—	—	—	—	

See footnotes at end of table.

**Table 6. Counties—Employees, Payroll, and Establishments by Industry: 2002—Con.**

[Excludes most government employees, railroad employees, and self-employed persons. Size class 1 to 4 includes establishments with payroll, but no employees, during mid-March pay period. (D) denotes figures withheld to avoid disclosing data for individual companies; the data are included in broader industry totals. Detailed industries with 100 or more employees are shown if industry was not a (D). For explanation of terms, abbreviations, and data reliability/comparability, see introductory text]

NAICS code	Industry	Number of employees for week including March 12	Payroll (\$1,000)		Total number of establishments	Number of establishments by employment-size class								
			First quarter	Annual		1 to 4	5 to 9	10 to 19	20 to 49	50 to 99	100 to 249	250 to 499	500 to 999	1,000 or more
<b>MECKLENBURG—Con.</b>														
<b>81</b>	<b>Other services (except public administration)—Con.</b>													
812	Personal & laundry services—Con.													
8123	Drycleaning & laundry services	1 965	10 159	43 978	180	103	34	26	11	1	5	—	—	
81231	Coin-operated laundries & drycleaners	173	830	3 167	41	31	7	2	1	—	—	—	—	
812310	Coin-operated laundries & drycleaners	173	830	3 167	41	31	7	2	1	—	—	—	—	
81232	Drycleaning & laundry services (exc coin-op)	895	3 655	15 365	126	70	26	20	10	—	—	—	—	
812320	Drycleaning & laundry services (exc coin-op)	895	3 655	15 365	126	70	26	20	10	—	—	—	—	
81233	Linen & uniform supply	897	5 674	25 446	13	2	1	4	—	1	5	—	—	
8129	Other personal services	1 159	6 302	27 042	159	107	28	15	5	2	2	—	—	
81292	Photofinishing	573	3 613	14 386	21	9	4	4	1	1	2	—	—	
812921	Photofinishing laboratories (except one-hour)	560	3 565	14 195	17	6	3	4	1	1	2	—	—	
81293	Parking lots & garages	225	850	3 899	41	27	7	5	1	1	—	—	—	
812930	Parking lots & garages	225	850	3 899	41	27	7	5	1	1	—	—	—	
81299	All other personal services	271	1 516	6 997	76	58	12	3	3	—	—	—	—	
812990	All other personal services	271	1 516	6 997	76	58	12	3	3	—	—	—	—	
813	Religious, grantmaking, civic, prof & like organizations	12 157	56 584	231 993	775	375	157	104	83	36	15	5	—	
8131	Religious organizations	8 298	34 681	140 610	526	231	111	82	66	24	10	2	—	
81311	Religious organizations	8 298	34 681	140 610	526	231	111	82	66	24	10	2	—	
813110	Religious organizations	8 298	34 681	140 610	526	231	111	82	66	24	10	2	—	
8132	Grantmaking & giving services	467	4 369	17 680	45	21	13	4	4	3	—	—	—	
81321	Grantmaking & giving services	467	4 369	17 680	45	21	13	4	4	3	—	—	—	
813211	Grantmaking foundations	191	2 357	9 184	18	10	4	—	3	1	—	—	—	
813212	Voluntary health organizations	242	1 736	7 372	21	8	7	3	1	2	—	—	—	
8133	Social advocacy organizations	236	1 797	7 091	22	9	5	6	1	1	—	—	—	
81331	Social advocacy organizations	236	1 797	7 091	22	9	5	6	1	1	—	—	—	
813319	Other social advocacy organizations	148	1 232	4 614	11	5	2	2	1	1	—	—	—	
8134	Civic & social organizations	2 389	8 241	33 766	67	39	6	3	6	5	5	3	—	
81341	Civic & social organizations	2 389	8 241	33 766	67	39	6	3	6	5	5	3	—	
813410	Civic & social organizations	2 389	8 241	33 766	67	39	6	3	6	5	5	3	—	
8139	Business, labor, political, like organizations	767	7 496	32 846	115	75	22	9	6	3	—	—	—	
81391	Business associations	381	3 738	15 086	45	28	9	2	4	2	—	—	—	
813910	Business associations	381	3 738	15 086	45	28	9	2	4	2	—	—	—	
81392	Professional organizations	110	2 603	13 154	12	6	3	2	—	1	—	—	—	
813920	Professional organizations	110	2 603	13 154	12	6	3	2	—	1	—	—	—	
81393	Labor unions & similar labor organizations	179	568	2 119	19	8	6	3	2	—	—	—	—	
813930	Labor unions & similar labor organizations	179	568	2 119	19	8	6	3	2	—	—	—	—	
<b>95</b>	<b>Auxiliaries (exc corporate, subsidiary &amp; regional mgt)</b>	<b>3 428</b>	<b>28 991</b>	<b>111 479</b>	<b>70</b>	<b>17</b>	<b>10</b>	<b>13</b>	<b>16</b>	<b>7</b>	<b>6</b>	<b>—</b>	<b>—</b>	
<b>99</b>	<b>Unclassified establishments</b>	<b>251</b>	<b>1 192</b>	<b>4 352</b>	<b>141</b>	<b>123</b>	<b>12</b>	<b>6</b>	<b>—</b>	<b>—</b>	<b>—</b>	<b>—</b>	<b>—</b>	
<b>MITCHELL</b>														
	<b>Total</b>	<b>5 347</b>	<b>30 068</b>	<b>124 910</b>	<b>403</b>	<b>216</b>	<b>99</b>	<b>43</b>	<b>27</b>	<b>8</b>	<b>5</b>	<b>5</b>	<b>—</b>	
<b>11</b>	<b>Forestry, fishing, hunting, and agriculture support</b>	<b>10</b>	<b>41</b>	<b>154</b>	<b>3</b>	<b>2</b>	<b>1</b>	<b>—</b>	<b>—</b>	<b>—</b>	<b>—</b>	<b>—</b>	<b>—</b>	
<b>21</b>	<b>Mining</b> (E) (D)	(E) (D)	(D) (D)	(D) (D)	5	—	1	1	—	2	1	—	—	
212	Mining (except oil & gas)	(E)	(D)	(D)	5	—	1	1	—	2	1	—	—	
2123	Nonmetallic mineral mining & quarrying	(E)	(D)	(D)	5	—	1	1	—	2	1	—	—	
21232	Sand, gravel, clay, refractory minerals	(C)	(D)	(D)	2	—	—	—	—	2	—	—	—	
21239	Other nonmetallic mineral mining & quarrying	(C)	(D)	(D)	1	—	—	—	—	—	1	—	—	
<b>22</b>	<b>Utilities</b> (C) (D)	(C) (D)	(D) (D)	(D) (D)	3	1	1	—	—	1	—	—	—	
221	Utilities	(C)	(D)	(D)	3	1	1	—	—	—	1	—	—	
2211	Elec pwr generation, transmsn & distribution	(C)	(D)	(D)	2	1	—	—	—	—	1	—	—	
22112	Electric pwr transmsn, control & distribution	(C)	(D)	(D)	2	1	—	—	—	—	1	—	—	
<b>23</b>	<b>Construction</b>	<b>274</b>	<b>1 453</b>	<b>6 239</b>	<b>46</b>	<b>26</b>	<b>14</b>	<b>1</b>	<b>5</b>	<b>—</b>	<b>—</b>	<b>—</b>	<b>—</b>	
235	Special trade contractors	160	823	3 586	23	12	7	1	3	—	—	—	—	
<b>31-33</b>	<b>Manufacturing</b>	<b>1 558</b>	<b>9 439</b>	<b>38 304</b>	<b>33</b>	<b>14</b>	<b>6</b>	<b>4</b>	<b>3</b>	<b>2</b>	<b>1</b>	<b>3</b>	<b>—</b>	
333	Machinery mfg	(C)	(D)	(D)	2	—	—	—	—	1	1	—	—	
3336	Engine, turbine & power transmsn equip mfg	(C)	(D)	(D)	1	—	—	—	—	—	1	—	—	
33361	Engine, turbine & power transmsn equip mfg	(C)	(D)	(D)	1	—	—	—	—	—	1	—	—	
337	Furniture & related product mfg	1 140	7 089	28 022	6	2	—	—	1	—	—	3	—	
3371	HH & institutional furniture & kitchen cabinet mfg	1 140	7 089	28 022	6	2	—	—	1	—	—	3	—	
33712	Household & institutional furniture mfg	(G)	(D)	(D)	5	1	—	—	1	—	—	3	—	
<b>42</b>	<b>Wholesale trade</b>	<b>70</b>	<b>370</b>	<b>1 498</b>	<b>16</b>	<b>11</b>	<b>2</b>	<b>3</b>	<b>—</b>	<b>—</b>	<b>—</b>	<b>—</b>	<b>—</b>	
<b>44-45</b>	<b>Retail trade</b>	<b>873</b>	<b>3 629</b>	<b>15 233</b>	<b>85</b>	<b>46</b>	<b>24</b>	<b>9</b>	<b>4</b>	<b>1</b>	<b>—</b>	<b>1</b>	<b>—</b>	
441	Motor vehicle & parts dealers	114	623	2 539	13	8	1	1	3	—	—	—	—	
445	Food & beverage stores	(C)	(D)	(D)	4	2	—	—	1	1	—	—	—	
4451	Grocery stores	(C)	(D)	(D)	3	1	—	—	1	1	—	—	—	
44511	Grocery (except convenience) stores	(C)	(D)	(D)	2	—	—	—	1	1	—	—	—	
452	General merchandise stores	(E)	(D)	(D)	3	1	1	—	—	—	—	1	—	
4529	Other general merchandise stores	(E)	(D)	(D)	3	1	1	—	—	—	—	1	—	
45291	Warehouse clubs & superstores	(E)	(D)	(D)	1	—	—	—	—	—	—	1	—	

See footnotes at end of table.

**Table 6. Counties—Employees, Payroll, and Establishments by Industry: 2002—Con.**

[Excludes most government employees, railroad employees, and self-employed persons. Size class 1 to 4 includes establishments with payroll, but no employees, during mid-March pay period. (D) denotes figures withheld to avoid disclosing data for individual companies; the data are included in broader industry totals. Detailed industries with 100 or more employees are shown if industry was not a (D). For explanation of terms, abbreviations, and data reliability/comparability, see introductory text]

NAICS code	Industry	Number of employees for week including March 12	Payroll (\$1,000)		Total number of establishments	Number of establishments by employment-size class								
			First quarter	Annual		1 to 4	5 to 9	10 to 19	20 to 49	50 to 99	100 to 249	250 to 499	500 to 999	1,000 or more
<b>MITCHELL—Con.</b>														
<b>48-49</b>	<b>Transportation &amp; warehousing</b> .....	<b>166</b>	<b>1 196</b>	<b>5 078</b>	<b>11</b>	<b>5</b>	<b>2</b>	<b>—</b>	<b>3</b>	<b>1</b>	<b>—</b>	<b>—</b>	<b>—</b>	<b>—</b>
484	Truck transportation .....	166	1 196	5 078	11	5	2	—	3	1	—	—	—	—
4841	General freight trucking .....	113	965	4 191	5	2	1	—	1	1	—	—	—	—
48412	General freight trucking, long-distance .....	(C)	(D)	(D)	3	1	—	—	1	1	—	—	—	—
<b>51</b>	<b>Information</b> .....	<b>19</b>	<b>82</b>	<b>472</b>	<b>3</b>	<b>2</b>	<b>—</b>	<b>1</b>	<b>—</b>	<b>—</b>	<b>—</b>	<b>—</b>	<b>—</b>	<b>—</b>
<b>52</b>	<b>Finance &amp; insurance</b> .....	<b>127</b>	<b>743</b>	<b>2 832</b>	<b>20</b>	<b>8</b>	<b>9</b>	<b>2</b>	<b>1</b>	<b>—</b>	<b>—</b>	<b>—</b>	<b>—</b>	<b>—</b>
<b>53</b>	<b>Real estate &amp; rental &amp; leasing</b> .....	<b>25</b>	<b>101</b>	<b>607</b>	<b>12</b>	<b>11</b>	<b>1</b>	<b>—</b>	<b>—</b>	<b>—</b>	<b>—</b>	<b>—</b>	<b>—</b>	<b>—</b>
<b>54</b>	<b>Professional, scientific &amp; technical services</b> .....	<b>87</b>	<b>361</b>	<b>1 456</b>	<b>21</b>	<b>15</b>	<b>3</b>	<b>3</b>	<b>—</b>	<b>—</b>	<b>—</b>	<b>—</b>	<b>—</b>	<b>—</b>
<b>55</b>	<b>Management of companies &amp; enterprises</b> .....	<b>(A)</b>	<b>(D)</b>	<b>(D)</b>	<b>3</b>	<b>2</b>	<b>1</b>	<b>—</b>	<b>—</b>	<b>—</b>	<b>—</b>	<b>—</b>	<b>—</b>	<b>—</b>
<b>56</b>	<b>Admin, support, waste mgt, remediation services</b> .....	<b>(C)</b>	<b>(D)</b>	<b>(D)</b>	<b>12</b>	<b>7</b>	<b>2</b>	<b>1</b>	<b>1</b>	<b>1</b>	<b>—</b>	<b>—</b>	<b>—</b>	<b>—</b>
561	Administrative & support services .....	(C)	(D)	(D)	10	7	—	1	1	1	—	—	—	—
<b>61</b>	<b>Educational services</b> .....	<b>133</b>	<b>518</b>	<b>2 289</b>	<b>4</b>	<b>1</b>	<b>—</b>	<b>—</b>	<b>2</b>	<b>1</b>	<b>—</b>	<b>—</b>	<b>—</b>	<b>—</b>
611	Educational services .....	133	518	2 289	4	1	—	—	2	1	—	—	—	—
<b>62</b>	<b>Health care and social assistance</b> .....	<b>876</b>	<b>4 725</b>	<b>20 263</b>	<b>32</b>	<b>7</b>	<b>13</b>	<b>7</b>	<b>2</b>	<b>—</b>	<b>2</b>	<b>1</b>	<b>—</b>	<b>—</b>
621	Ambulatory health care services .....	279	1 377	5 714	18	4	9	3	1	—	1	—	—	—
6216	Home health care services .....	176	562	2 222	3	—	—	2	—	—	1	—	—	—
62161	Home health care services .....	176	562	2 222	3	—	—	2	—	—	1	—	—	—
621610	Home health care services .....	176	562	2 222	3	—	—	2	—	—	1	—	—	—
622	Hospitals .....	(E)	(D)	(D)	1	—	—	—	—	—	—	—	1	—
6221	General medical & surgical hospitals .....	(E)	(D)	(D)	1	—	—	—	—	—	—	—	1	—
62211	General medical & surgical hospitals .....	(E)	(D)	(D)	1	—	—	—	—	—	—	—	1	—
623	Nursing & residential care facilities .....	(C)	(D)	(D)	3	—	1	1	—	—	1	—	—	—
6231	Nursing care facilities .....	(C)	(D)	(D)	1	—	—	—	—	—	1	—	—	—
62311	Nursing care facilities .....	(C)	(D)	(D)	1	—	—	—	—	—	1	—	—	—
624	Social assistance .....	(C)	(D)	(D)	10	3	3	3	1	—	—	—	—	—
<b>71</b>	<b>Arts, entertainment &amp; recreation</b> .....	<b>75</b>	<b>182</b>	<b>1 004</b>	<b>8</b>	<b>5</b>	<b>—</b>	<b>2</b>	<b>1</b>	<b>—</b>	<b>—</b>	<b>—</b>	<b>—</b>	<b>—</b>
<b>72</b>	<b>Accommodation &amp; food services</b> .....	<b>319</b>	<b>810</b>	<b>4 246</b>	<b>32</b>	<b>13</b>	<b>7</b>	<b>8</b>	<b>4</b>	<b>—</b>	<b>—</b>	<b>—</b>	<b>—</b>	<b>—</b>
722	Food services & drinking places .....	249	568	2 431	20	8	3	5	4	—	—	—	—	—
7221	Full-service restaurants .....	147	298	1 294	11	3	2	5	1	—	—	—	—	—
72211	Full-service restaurants .....	147	298	1 294	11	3	2	5	1	—	—	—	—	—
722110	Full-service restaurants .....	147	298	1 294	11	3	2	5	1	—	—	—	—	—
<b>81</b>	<b>Other services (except public administration)</b> .....	<b>174</b>	<b>734</b>	<b>2 738</b>	<b>54</b>	<b>40</b>	<b>12</b>	<b>1</b>	<b>1</b>	<b>—</b>	<b>—</b>	<b>—</b>	<b>—</b>	<b>—</b>
<b>MONTGOMERY</b>														
	<b>Total</b> .....	<b>8 864</b>	<b>53 438</b>	<b>217 575</b>	<b>550</b>	<b>293</b>	<b>112</b>	<b>68</b>	<b>42</b>	<b>13</b>	<b>17</b>	<b>5</b>	<b>—</b>	<b>—</b>
<b>11</b>	<b>Forestry, fishing, hunting, and agriculture support</b> .....	<b>134</b>	<b>690</b>	<b>2 970</b>	<b>24</b>	<b>14</b>	<b>6</b>	<b>3</b>	<b>1</b>	<b>—</b>	<b>—</b>	<b>—</b>	<b>—</b>	<b>—</b>
<b>21</b>	<b>Mining</b> .....	<b>(A)</b>	<b>(D)</b>	<b>(D)</b>	<b>1</b>	<b>—</b>	<b>1</b>	<b>—</b>	<b>—</b>	<b>—</b>	<b>—</b>	<b>—</b>	<b>—</b>	<b>—</b>
<b>22</b>	<b>Utilities</b> .....	<b>(A)</b>	<b>(D)</b>	<b>(D)</b>	<b>1</b>	<b>—</b>	<b>1</b>	<b>—</b>	<b>—</b>	<b>—</b>	<b>—</b>	<b>—</b>	<b>—</b>	<b>—</b>
<b>23</b>	<b>Construction</b> .....	<b>543</b>	<b>3 681</b>	<b>15 131</b>	<b>80</b>	<b>59</b>	<b>9</b>	<b>8</b>	<b>3</b>	<b>—</b>	<b>1</b>	<b>—</b>	<b>—</b>	<b>—</b>
233	Building, developing & general contracting .....	302	2 222	8 979	23	15	2	4	1	—	1	—	—	—
2333	Nonresidential building construction .....	237	1 896	7 584	5	1	—	2	1	—	1	—	—	—
23332	Commercial & institutional bldg construction ..	237	1 896	7 584	5	1	—	2	1	—	1	—	—	—
233320	Commercial & institutional bldg construction ..	237	1 896	7 584	5	1	—	2	1	—	1	—	—	—
235	Special trade contractors .....	206	1 227	5 304	53	42	6	4	1	—	—	—	—	—
<b>31-33</b>	<b>Manufacturing</b> .....	<b>4 825</b>	<b>31 418</b>	<b>126 614</b>	<b>71</b>	<b>14</b>	<b>7</b>	<b>9</b>	<b>14</b>	<b>11</b>	<b>11</b>	<b>5</b>	<b>—</b>	<b>—</b>
313	Textile mills .....	617	3 856	12 231	6	1	—	—	—	3	1	1	—	—
3131	Fiber, yarn & thread mills .....	(C)	(D)	(D)	2	—	—	—	—	1	1	—	—	—
31311	Fiber, yarn & thread mills .....	(C)	(D)	(D)	2	—	—	—	—	1	1	—	—	—
3132	Fabric mills .....	(E)	(D)	(D)	4	1	—	—	—	2	—	1	—	—
31321	Broadwoven fabric mills .....	(E)	(D)	(D)	2	1	—	—	—	—	—	1	—	—
31324	Knit fabric mills .....	(C)	(D)	(D)	2	—	—	—	—	2	—	—	—	—
314	Textile product mills .....	(E)	(D)	(D)	3	1	—	—	—	1	—	1	—	—
3141	Textile furnishings mills .....	(E)	(D)	(D)	2	—	—	—	—	1	—	1	—	—
31411	Carpet & rug mills .....	(E)	(D)	(D)	2	—	—	—	—	1	—	1	—	—
315	Apparel manufacturing .....	1 470	7 572	32 816	17	3	1	2	5	1	3	2	—	—
3151	Apparel knitting mills .....	(G)	(D)	(D)	13	1	1	2	4	—	3	2	—	—
31511	Hosiery & sock mills .....	(G)	(D)	(D)	13	1	1	2	4	—	3	2	—	—
315119	Other hosiery & sock mills .....	1 313	6 524	28 950	11	1	1	2	2	—	3	2	—	—
316	Leather & allied product mfg .....	(C)	(D)	(D)	1	—	—	—	—	—	1	—	—	—
3162	Footwear mfg .....	(C)	(D)	(D)	1	—	—	—	—	—	1	—	—	—
31621	Footwear mfg .....	(C)	(D)	(D)	1	—	—	—	—	—	1	—	—	—

See footnotes at end of table.

**Table 6. Counties—Employees, Payroll, and Establishments by Industry: 2002—Con.**

[Excludes most government employees, railroad employees, and self-employed persons. Size class 1 to 4 includes establishments with payroll, but no employees, during mid-March pay period. (D) denotes figures withheld to avoid disclosing data for individual companies; the data are included in broader industry totals. Detailed industries with 100 or more employees are shown if industry was not a (D). For explanation of terms, abbreviations, and data reliability/comparability, see introductory text]

NAICS code	Industry	Number of employees for week including March 12	Payroll (\$1,000)		Total number of establishments	Number of establishments by employment-size class								
			First quarter	Annual		1 to 4	5 to 9	10 to 19	20 to 49	50 to 99	100 to 249	250 to 499	500 to 999	1,000 or more
<b>MONTGOMERY—Con.</b>														
<b>31-33 Manufacturing—Con.</b>														
321	Wood product mfg .....	751	6 673	27 814	10	—	1	1	4	2	2	—	—	—
3211	Sawmills & wood preservation .....	470	4 125	16 454	6	—	1	1	1	2	1	—	—	—
32111	Sawmills & wood preservation .....	470	4 125	16 454	6	—	1	1	1	2	1	—	—	—
3212	Veneer, plywood & engineered wood product mfg .....	(E)	(D)	(D)	3	—	—	—	2	—	1	—	—	—
32121	Veneer, plywood & engineered wood product mfg .....	(E)	(D)	(D)	3	—	—	—	2	—	1	—	—	—
326	Plastics & rubber products mfg .....	(C)	(D)	(D)	2	—	1	—	—	—	1	—	—	—
3261	Plastics product mfg .....	(C)	(D)	(D)	1	—	—	—	—	—	1	—	—	—
32619	Other plastics product mfg .....	(C)	(D)	(D)	1	—	—	—	—	—	1	—	—	—
331	Primary metal mfg .....	(C)	(D)	(D)	2	1	—	—	—	—	1	—	—	—
3315	Foundries .....	(C)	(D)	(D)	2	1	—	—	—	—	1	—	—	—
33151	Ferrous metal foundries .....	(C)	(D)	(D)	2	1	—	—	—	—	1	—	—	—
332	Fabricated metal product mfg .....	168	1 081	4 859	5	2	1	—	—	1	1	—	—	—
3323	Architectural & structural metals mfg .....	(C)	(D)	(D)	2	—	—	—	—	1	1	—	—	—
33231	Plate work & fabricated structural prod mfg ...	(C)	(D)	(D)	2	—	—	—	—	1	1	—	—	—
337	Furniture & related product mfg .....	743	3 808	14 453	14	4	1	2	2	3	1	1	—	—
3371	HH & institutional furniture & kitchen cabinet mfg .....	504	2 395	9 314	6	3	—	—	—	1	1	1	—	—
33712	Household & institutional furniture mfg .....	(F)	(D)	(D)	5	2	—	—	—	1	1	1	—	—
3372	Office furniture (including fixtures) mfg .....	239	1 413	5 139	8	1	1	2	2	2	—	—	—	—
33721	Office furniture (including fixtures) mfg .....	239	1 413	5 139	8	1	1	2	2	2	—	—	—	—
<b>42</b>	<b>Wholesale trade .....</b>	<b>198</b>	<b>1 302</b>	<b>5 247</b>	<b>29</b>	<b>16</b>	<b>5</b>	<b>6</b>	<b>2</b>	—	—	—	—	—
422	Wholesale trade, nondurable goods .....	121	700	3 011	13	6	2	3	2	—	—	—	—	—
<b>44-45</b>	<b>Retail trade .....</b>	<b>893</b>	<b>3 866</b>	<b>16 894</b>	<b>94</b>	<b>41</b>	<b>31</b>	<b>13</b>	<b>8</b>	—	<b>1</b>	—	—	—
441	Motor vehicle & parts dealers .....	123	848	3 715	11	6	2	1	2	—	—	—	—	—
445	Food & beverage stores .....	(C)	(D)	(D)	11	5	1	—	5	—	—	—	—	—
4451	Grocery stores .....	168	537	2 061	8	3	—	—	5	—	—	—	—	—
44511	Grocery (except convenience) stores .....	168	537	2 061	8	3	—	—	5	—	—	—	—	—
445110	Grocery (except convenience) stores .....	168	537	2 061	8	3	—	—	5	—	—	—	—	—
447	Gasoline stations .....	157	531	2 344	23	7	10	6	—	—	—	—	—	—
4471	Gasoline stations .....	157	531	2 344	23	7	10	6	—	—	—	—	—	—
44711	Gasoline stations with convenience stores ...	125	373	1 689	17	4	8	5	—	—	—	—	—	—
447110	Gasoline stations with convenience stores ...	125	373	1 689	17	4	8	5	—	—	—	—	—	—
452	General merchandise stores .....	218	786	3 603	8	1	6	—	—	—	1	—	—	—
4521	Department stores .....	(C)	(D)	(D)	1	—	—	—	—	—	1	—	—	—
45211	Department stores .....	(C)	(D)	(D)	1	—	—	—	—	—	1	—	—	—
<b>48-49</b>	<b>Transportation &amp; warehousing .....</b>	<b>45</b>	<b>222</b>	<b>1 113</b>	<b>11</b>	<b>8</b>	<b>2</b>	—	<b>1</b>	—	—	—	—	—
<b>51</b>	<b>Information .....</b>	<b>62</b>	<b>544</b>	<b>2 221</b>	<b>5</b>	<b>1</b>	—	<b>4</b>	—	—	—	—	—	—
<b>52</b>	<b>Finance &amp; insurance .....</b>	<b>252</b>	<b>2 259</b>	<b>7 493</b>	<b>26</b>	<b>11</b>	<b>9</b>	<b>4</b>	<b>1</b>	<b>1</b>	—	—	—	—
522	Credit intermediation & related activities .....	214	2 023	6 502	16	4	7	3	1	1	—	—	—	—
5221	Depository credit intermediation .....	(C)	(D)	(D)	15	3	7	3	1	1	—	—	—	—
52211	Commercial banking .....	(C)	(D)	(D)	13	3	6	2	1	1	—	—	—	—
<b>53</b>	<b>Real estate &amp; rental &amp; leasing .....</b>	<b>21</b>	<b>110</b>	<b>463</b>	<b>13</b>	<b>12</b>	<b>1</b>	—	—	—	—	—	—	—
<b>54</b>	<b>Professional, scientific &amp; technical services .....</b>	<b>79</b>	<b>342</b>	<b>1 559</b>	<b>18</b>	<b>12</b>	<b>3</b>	<b>3</b>	—	—	—	—	—	—
<b>55</b>	<b>Management of companies &amp; enterprises .....</b>	<b>50</b>	<b>371</b>	<b>1 628</b>	<b>5</b>	<b>2</b>	<b>1</b>	<b>1</b>	<b>1</b>	—	—	—	—	—
<b>56</b>	<b>Admin, support, waste mgt, remediation services .....</b>	<b>164</b>	<b>1 154</b>	<b>5 010</b>	<b>18</b>	<b>13</b>	<b>1</b>	<b>2</b>	<b>1</b>	<b>1</b>	—	—	—	—
<b>61</b>	<b>Educational services .....</b>	<b>(C)</b>	<b>(D)</b>	<b>(D)</b>	<b>1</b>	—	—	—	—	—	<b>1</b>	—	—	—
611	Educational services .....	(C)	(D)	(D)	1	—	—	—	—	—	1	—	—	—
6112	Junior colleges .....	(C)	(D)	(D)	1	—	—	—	—	—	1	—	—	—
61121	Junior colleges .....	(C)	(D)	(D)	1	—	—	—	—	—	1	—	—	—
<b>62</b>	<b>Health care and social assistance .....</b>	<b>869</b>	<b>4 654</b>	<b>20 113</b>	<b>58</b>	<b>27</b>	<b>18</b>	<b>5</b>	<b>5</b>	—	<b>3</b>	—	—	—
621	Ambulatory health care services .....	288	1 669	6 732	24	9	11	1	2	—	1	—	—	—
6211	Offices of physicians .....	203	1 070	4 192	11	4	4	—	2	—	1	—	—	—
62111	Offices of physicians .....	203	1 070	4 192	11	4	4	—	2	—	1	—	—	—
621111	Offices of physicians (exc mental health) ...	203	1 070	4 192	11	4	4	—	2	—	1	—	—	—
622	Hospitals .....	(C)	(D)	(D)	1	—	—	—	—	—	1	—	—	—
6221	General medical & surgical hospitals .....	(C)	(D)	(D)	1	—	—	—	—	—	1	—	—	—
62211	General medical & surgical hospitals .....	(C)	(D)	(D)	1	—	—	—	—	—	1	—	—	—
623	Nursing & residential care facilities .....	261	1 125	5 842	15	7	4	—	3	—	1	—	—	—
6231	Nursing care facilities .....	(C)	(D)	(D)	2	1	—	—	—	—	1	—	—	—
62311	Nursing care facilities .....	(C)	(D)	(D)	2	1	—	—	—	—	1	—	—	—
<b>71</b>	<b>Arts, entertainment &amp; recreation .....</b>	<b>(B)</b>	<b>(D)</b>	<b>(D)</b>	<b>7</b>	<b>4</b>	<b>1</b>	<b>1</b>	<b>1</b>	—	—	—	—	—
<b>72</b>	<b>Accommodation &amp; food services .....</b>	<b>212</b>	<b>451</b>	<b>1 718</b>	<b>29</b>	<b>14</b>	<b>7</b>	<b>6</b>	<b>2</b>	—	—	—	—	—
722	Food services & drinking places .....	197	403	1 577	26	12	6	6	2	—	—	—	—	—
7221	Full-service restaurants .....	108	205	787	14	6	3	4	1	—	—	—	—	—
72211	Full-service restaurants .....	108	205	787	14	6	3	4	1	—	—	—	—	—
722110	Full-service restaurants .....	108	205	787	14	6	3	4	1	—	—	—	—	—

See footnotes at end of table.

**Table 6. Counties—Employees, Payroll, and Establishments by Industry: 2002—Con.**

[Excludes most government employees, railroad employees, and self-employed persons. Size class 1 to 4 includes establishments with payroll, but no employees, during mid-March pay period. (D) denotes figures withheld to avoid disclosing data for individual companies; the data are included in broader industry totals. Detailed industries with 100 or more employees are shown if industry was not a (D). For explanation of terms, abbreviations, and data reliability/comparability, see introductory text]

NAICS code	Industry	Number of employees for week including March 12	Payroll (\$1,000)		Total number of establishments	Number of establishments by employment-size class									
			First quarter	Annual		1 to 4	5 to 9	10 to 19	20 to 49	50 to 99	100 to 249	250 to 499	500 to 999	1,000 or more	
<b>MONTGOMERY—Con.</b>															
81	<b>Other services (except public administration)</b>	263	1 066	4 470	58	45	9	2	2	—	—	—	—	—	
813	Religious, grantmaking, civic, prof & like organizations	138	382	1 723	25	17	5	2	1	—	—	—	—	—	
8131	Religious organizations	109	286	1 253	19	14	3	1	1	—	—	—	—	—	
81311	Religious organizations	109	286	1 253	19	14	3	1	1	—	—	—	—	—	
813110	Religious organizations	109	286	1 253	19	14	3	1	1	—	—	—	—	—	
99	<b>Unclassified establishments</b>	(A)	(D)	(D)	1	—	—	1	—	—	—	—	—	—	
<b>MOORE</b>															
	<b>Total</b>	26 324	160 641	688 523	2 120	1 203	424	241	163	55	27	5	—	2	
11	<b>Forestry, fishing, hunting, and agriculture support</b>	59	303	1 028	16	11	3	2	—	—	—	—	—	—	
21	<b>Mining</b>	(B)	(D)	(D)	3	—	2	—	1	—	—	—	—	—	
22	<b>Utilities</b>	106	1 694	5 566	4	—	—	2	2	—	—	—	—	—	
221	Utilities	106	1 694	5 566	4	—	—	2	2	—	—	—	—	—	
23	<b>Construction</b>	1 856	11 615	49 301	292	199	62	18	10	2	—	1	—	—	
233	Building, developing & general contracting	424	2 847	12 145	118	86	24	6	2	—	—	—	—	—	
2332	Residential building construction	(E)	(D)	(D)	100	75	21	4	—	—	—	—	—	—	
23321	Single-family housing construction	295	1 820	7 611	98	74	21	3	—	—	—	—	—	—	
233210	Single-family housing construction	295	1 820	7 611	98	74	21	3	—	—	—	—	—	—	
234	Heavy construction	183	1 355	4 888	10	6	1	1	—	2	—	—	—	—	
2349	Other heavy construction	(C)	(D)	(D)	9	6	1	1	—	1	—	—	—	—	
23499	All other heavy construction	(C)	(D)	(D)	6	4	—	1	—	1	—	—	—	—	
235	Special trade contractors	1 249	7 413	32 268	164	107	37	11	8	—	—	1	—	—	
2351	Plumbing, heating & AC contractor	259	1 482	6 200	41	25	10	3	3	—	—	—	—	—	
23511	Plumbing, heating & AC contractor	259	1 482	6 200	41	25	10	3	3	—	—	—	—	—	
235110	Plumbing, heating & AC contractor	259	1 482	6 200	41	25	10	3	3	—	—	—	—	—	
2353	Electrical contractors	511	3 751	16 559	26	17	5	2	1	—	—	1	—	—	
23531	Electrical contractors	511	3 751	16 559	26	17	5	2	1	—	—	1	—	—	
235310	Electrical contractors	511	3 751	16 559	26	17	5	2	1	—	—	1	—	—	
2354	Masonry, drywall, insulation, tile contractors	137	593	2 533	22	15	4	1	2	—	—	—	—	—	
23541	Masonry & stone contractors	102	365	1 609	15	10	3	1	1	—	—	—	—	—	
235410	Masonry & stone contractors	102	365	1 609	15	10	3	1	1	—	—	—	—	—	
31-33	<b>Manufacturing</b>	2 999	20 559	78 587	87	39	9	13	8	8	9	1	—	—	
311	Food mfg	(E)	(D)	(D)	5	1	1	1	—	1	1	—	—	—	
3116	Animal slaughtering & processing	(C)	(D)	(D)	2	—	1	—	—	—	1	—	—	—	
31161	Animal slaughtering & processing	(C)	(D)	(D)	2	—	1	—	—	—	1	—	—	—	
313	Textile mills	560	4 154	16 626	12	4	1	2	1	1	3	—	—	—	
3132	Fabric mills	396	2 879	12 769	7	2	1	—	1	1	2	—	—	—	
31321	Broadwoven fabric mills	(E)	(D)	(D)	2	—	—	—	—	—	2	—	—	—	
31324	Knit fabric mills	(C)	(D)	(D)	4	2	—	—	1	1	—	—	—	—	
3133	Textile, fabric finishing, fabric coating mills	164	1 275	3 857	5	2	—	2	—	—	1	—	—	—	
31331	Textile & fabric finishing mills	(C)	(D)	(D)	3	2	—	—	—	—	1	—	—	—	
314	Textile product mills	(E)	(D)	(D)	2	1	—	—	—	—	—	1	—	—	
3141	Textile furnishings mills	(E)	(D)	(D)	1	—	—	—	—	—	—	1	—	—	
31411	Carpet & rug mills	(E)	(D)	(D)	1	—	—	—	—	—	—	1	—	—	
315	Apparel manufacturing	(C)	(D)	(D)	3	2	—	—	—	—	1	—	—	—	
3151	Apparel knitting mills	(C)	(D)	(D)	1	—	—	—	—	—	1	—	—	—	
31511	Hosiery & sock mills	(C)	(D)	(D)	1	—	—	—	—	—	1	—	—	—	
321	Wood product mfg	357	2 112	7 792	7	1	2	1	1	1	1	—	—	—	
3219	Other wood product mfg	(E)	(D)	(D)	6	1	1	1	1	1	1	—	—	—	
32199	All other wood product mfg	(E)	(D)	(D)	3	1	—	—	—	1	1	—	—	—	
332	Fabricated metal product mfg	212	1 649	6 309	9	5	—	—	2	2	—	—	—	—	
3328	Coating, engrave, heat treating & oth activity	(C)	(D)	(D)	3	1	—	—	1	1	—	—	—	—	
33281	Coating, engrave, heat treating & oth activity	(C)	(D)	(D)	3	1	—	—	1	1	—	—	—	—	
333	Machinery mfg	351	3 216	13 091	7	3	—	—	2	—	2	—	—	—	
3333	Commercial & service industry machinery mfg	(C)	(D)	(D)	2	1	—	—	—	—	1	—	—	—	
33331	Commercial & service industry machinery mfg	(C)	(D)	(D)	2	1	—	—	—	—	1	—	—	—	
3339	Other general purpose machinery mfg	(C)	(D)	(D)	1	—	—	—	—	—	1	—	—	—	
33399	All other general purpose machinery mfg	(C)	(D)	(D)	1	—	—	—	—	—	1	—	—	—	
337	Furniture & related product mfg	287	2 616	6 193	7	3	—	1	—	2	1	—	—	—	
3371	HH & institutional furniture & kitchen cabinet mfg	(E)	(D)	(D)	6	2	—	1	—	2	1	—	—	—	
33712	Household & institutional furniture mfg	(E)	(D)	(D)	5	1	—	1	—	2	1	—	—	—	
42	<b>Wholesale trade</b>	535	4 267	18 860	80	49	13	13	4	1	—	—	—	—	
421	Wholesale trade, durable goods	308	2 723	12 236	44	27	7	7	2	1	—	—	—	—	
422	Wholesale trade, nondurable goods	227	1 544	6 624	36	22	6	6	2	—	—	—	—	—	

See footnotes at end of table.



**Table 6. Counties—Employees, Payroll, and Establishments by Industry: 2002—Con.**

[Excludes most government employees, railroad employees, and self-employed persons. Size class 1 to 4 includes establishments with payroll, but no employees, during mid-March pay period. (D) denotes figures withheld to avoid disclosing data for individual companies; the data are included in broader industry totals. Detailed industries with 100 or more employees are shown if industry was not a (D). For explanation of terms, abbreviations, and data reliability/comparability, see introductory text]

NAICS code	Industry	Number of employees for week including March 12	Payroll (\$1,000)		Total number of establishments	Number of establishments by employment-size class									
			First quarter	Annual		1 to 4	5 to 9	10 to 19	20 to 49	50 to 99	100 to 249	250 to 499	500 to 999	1,000 or more	
<b>MOORE—Con.</b>															
<b>44-45</b>	<b>Retail trade</b>	<b>4 046</b>	<b>18 734</b>	<b>79 150</b>	<b>370</b>	<b>196</b>	<b>88</b>	<b>44</b>	<b>27</b>	<b>11</b>	<b>3</b>	<b>1</b>			
441	Motor vehicle & parts dealers	423	3 325	14 001	37	19	7	5	5	1					
4411	Automobile dealers	287	2 666	11 289	14	6	2	1	4	1					
44111	New car dealers	272	2 599	10 979	9	2	1	1	4	1					
441110	New car dealers	272	2 599	10 979	9	2	1	1	4	1					
4413	Automotive parts, accessories & tire stores	112	529	2 175	19	11	4	3	1						
442	Furniture & home furnishing stores	149	734	3 596	33	23	4	5	1						
444	Bldg material & garden equip & supp dealers	560	3 269	13 955	40	18	9	7	4	1	1				
4441	Building material & supplies dealers	480	2 946	12 525	31	15	6	5	3	1	1				
44411	Home centers	(E)	(D)	(D)	3					1	1				
44419	Other building material dealers	177	1 520	6 477	19	8	5	3	3						
444190	Other building material dealers	177	1 520	6 477	19	8	5	3	3						
445	Food & beverage stores	850	2 840	11 784	37	21	1		7	8					
4451	Grocery stores	814	2 708	11 200	25	9	1		7	8					
44511	Grocery (except convenience) stores	741	2 644	10 875	15	1			6	8					
445110	Grocery (except convenience) stores	741	2 644	10 875	15	1			6	8					
446	Health & personal care stores	269	1 591	7 298	25	7	6	7	5						
4461	Health & personal care stores	269	1 591	7 298	25	7	6	7	5						
44611	Pharmacies & drug stores	195	1 252	5 758	16	4	2	6	4						
446110	Pharmacies & drug stores	195	1 252	5 758	16	4	2	6	4						
447	Gasoline stations	214	743	3 511	47	25	19	3							
4471	Gasoline stations	214	743	3 511	47	25	19	3							
44711	Gasoline stations with convenience stores	198	651	3 146	39	18	18	3							
447110	Gasoline stations with convenience stores	198	651	3 146	39	18	18	3							
448	Clothing & clothing accessories stores	376	1 321	5 070	41	22	13	3	2		1				
4481	Clothing stores	296	979	3 642	25	13	7	2	2						
44814	Family clothing stores	213	708	2 598	7	3	1		2		1				
448140	Family clothing stores	213	708	2 598	7	3	1		2		1				
451	Sporting goods, hobby, book & music stores	140	454	2 134	24	12	6	5	1						
4511	Sporting goods, hobby, musical instrument stores	102	353	1 736	20	11	6	2	1						
452	General merchandise stores	686	2 776	11 164	14	2	7	2	1		1	1			
4529	Other general merchandise stores	686	2 776	11 164	14	2	7	2	1		1	1			
45291	Warehouse clubs & superstores	(F)	(D)	(D)	2						1	1			
45299	All other general merchandise stores	(C)	(D)	(D)	12	2	7	2	1						
453	Miscellaneous store retailers	224	916	3 483	48	32	9	6	1						
4532	Office supplies, stationery & gift stores	102	464	1 726	17	10	3	3	1						
454	Nonstore retailers	102	543	2 262	12	7	4			1					
<b>48-49</b>	<b>Transportation &amp; warehousing</b>	<b>354</b>	<b>2 718</b>	<b>11 831</b>	<b>32</b>	<b>19</b>	<b>3</b>	<b>5</b>	<b>3</b>	<b>2</b>					
484	Truck transportation	284	2 294	9 858	22	14		4	2	2					
4841	General freight trucking	142	1 227	5 304	10	6		2	1	1					
48412	General freight trucking, long-distance	127	1 198	5 066	7	4		1	1	1					
4842	Specialized freight trucking	142	1 067	4 554	12	8		2	1	1					
<b>51</b>	<b>Information</b>	<b>349</b>	<b>2 395</b>	<b>11 454</b>	<b>19</b>	<b>7</b>	<b>4</b>	<b>4</b>	<b>2</b>	<b>1</b>	<b>1</b>				
511	Publishing industries	(C)	(D)	(D)	4	2				1	1				
5112	Software publishers	(C)	(D)	(D)	1						1				
51121	Software publishers	(C)	(D)	(D)	1						1				
<b>52</b>	<b>Finance &amp; insurance</b>	<b>682</b>	<b>5 832</b>	<b>21 954</b>	<b>126</b>	<b>76</b>	<b>30</b>	<b>15</b>	<b>4</b>	<b>1</b>					
522	Credit intermediation & related activities	429	3 236	11 739	60	25	22	9	3	1					
5221	Depository credit intermediation	(E)	(D)	(D)	41	8	20	9	3	1					
52211	Commercial banking	354	2 677	9 579	40	8	20	9	2	1					
522110	Commercial banking	354	2 677	9 579	40	8	20	9	2	1					
523	Security, commodity contracts & like activity	103	1 481	5 395	23	20	1	1	1						
524	Insurance carriers & related activities	150	1 115	4 820	43	31	7	5							
5242	Agencies & other insurance related activities	(C)	(D)	(D)	34	23	6	5							
52421	Insurance agencies & brokerages	127	934	4 129	32	21	6	5							
524210	Insurance agencies & brokerages	127	934	4 129	32	21	6	5							
<b>53</b>	<b>Real estate &amp; rental &amp; leasing</b>	<b>312</b>	<b>1 607</b>	<b>8 533</b>	<b>95</b>	<b>73</b>	<b>15</b>	<b>6</b>	<b>1</b>						
531	Real estate	191	1 167	6 569	75	64	8	2	1						
5312	Offices of real estate agents & brokers	109	689	3 213	36	32	3		1						
53121	Offices of real estate agents & brokers	109	689	3 213	36	32	3		1						
531210	Offices of real estate agents & brokers	109	689	3 213	36	32	3		1						
532	Rental & leasing services	121	440	1 964	20	9	7	4							

See footnotes at end of table.

**Table 6. Counties—Employees, Payroll, and Establishments by Industry: 2002—Con.**

[Excludes most government employees, railroad employees, and self-employed persons. Size class 1 to 4 includes establishments with payroll, but no employees, during mid-March pay period. (D) denotes figures withheld to avoid disclosing data for individual companies; the data are included in broader industry totals. Detailed industries with 100 or more employees are shown if industry was not a (D). For explanation of terms, abbreviations, and data reliability/comparability, see introductory text]

NAICS code	Industry	Number of employees for week including March 12	Payroll (\$1,000)		Total number of establishments	Number of establishments by employment-size class									
			First quarter	Annual		1 to 4	5 to 9	10 to 19	20 to 49	50 to 99	100 to 249	250 to 499	500 to 999	1,000 or more	
<b>MOORE—Con.</b>															
<b>54</b>	<b>Professional, scientific &amp; technical services</b>	<b>1 246</b>	<b>7 449</b>	<b>36 749</b>	<b>182</b>	<b>130</b>	<b>27</b>	<b>16</b>	<b>7</b>	<b>—</b>	<b>1</b>	<b>1</b>	<b>—</b>	<b>—</b>	
541	Professional, scientific & technical services	1 246	7 449	36 749	182	130	27	16	7	—	1	1	—	—	
5411	Legal services	159	1 023	5 696	46	37	6	3	—	—	—	—	—	—	
54111	Offices of lawyers	(C)	(D)	(D)	45	36	6	3	—	—	—	—	—	—	
5412	Accounting, tax prep, bookkeep, payroll services	121	684	3 115	22	13	5	3	1	—	—	—	—	—	
54121	Accounting, tax prep, bookkeep, payroll services	121	684	3 115	22	13	5	3	1	—	—	—	—	—	
5413	Architectural, engineering & related services	283	2 484	11 763	24	14	3	5	1	—	1	—	—	—	
54133	Engineering services	158	1 719	8 138	6	3	—	—	—	—	1	—	—	—	
541330	Engineering services	158	1 719	8 138	6	3	—	2	—	—	1	—	—	—	
5416	Management, sci & tech consulting services	347	1 201	6 923	38	34	3	—	—	—	—	1	—	—	
54161	Management consulting services	332	1 091	6 343	30	26	3	—	—	—	—	1	—	—	
5419	Oth professional, scientific, technical services	196	698	3 276	22	13	2	4	3	—	—	—	—	—	
54194	Veterinary services	146	508	2 309	11	3	2	4	2	—	—	—	—	—	
541940	Veterinary services	146	508	2 309	11	3	2	4	2	—	—	—	—	—	
<b>55</b>	<b>Management of companies &amp; enterprises</b>	<b>247</b>	<b>1 362</b>	<b>6 231</b>	<b>10</b>	<b>5</b>	<b>—</b>	<b>—</b>	<b>3</b>	<b>2</b>	<b>—</b>	<b>—</b>	<b>—</b>	<b>—</b>	
551	Management of companies & enterprises	247	1 362	6 231	10	5	—	—	3	2	—	—	—	—	
5511	Management of companies & enterprises	247	1 362	6 231	10	5	—	—	3	2	—	—	—	—	
55111	Management of companies & enterprises	247	1 362	6 231	10	5	—	—	3	2	—	—	—	—	
551114	Corp, subsidiary & regional managing offices	247	1 362	6 231	10	5	—	—	3	2	—	—	—	—	
<b>56</b>	<b>Admin, support, waste mgt, remediation services</b>	<b>880</b>	<b>4 786</b>	<b>22 052</b>	<b>119</b>	<b>79</b>	<b>19</b>	<b>8</b>	<b>10</b>	<b>3</b>	<b>—</b>	<b>—</b>	<b>—</b>	<b>—</b>	
561	Administrative & support services	780	3 946	18 088	112	75	18	8	8	3	—	—	—	—	
5611	Office administrative services	205	1 304	5 912	9	4	1	—	2	2	—	—	—	—	
56111	Office administrative services	205	1 304	5 912	9	4	1	—	2	2	—	—	—	—	
561110	Office administrative services	205	1 304	5 912	9	4	1	—	2	2	—	—	—	—	
5613	Employment services	154	889	4 470	6	2	—	1	2	1	—	—	—	—	
56131	Employment placement agencies	(C)	(D)	(D)	4	1	—	1	1	1	—	—	—	—	
5617	Services to buildings & dwellings	317	1 187	5 213	68	45	15	4	4	—	—	—	—	—	
56173	Landscaping services	164	639	3 003	50	39	8	2	1	—	—	—	—	—	
561730	Landscaping services	164	639	3 003	50	39	8	2	1	—	—	—	—	—	
562	Waste management & remediation services	100	840	3 964	7	4	1	—	2	—	—	—	—	—	
<b>61</b>	<b>Educational services</b>	<b>225</b>	<b>1 113</b>	<b>4 658</b>	<b>21</b>	<b>12</b>	<b>3</b>	<b>4</b>	<b>1</b>	<b>1</b>	<b>—</b>	<b>—</b>	<b>—</b>	<b>—</b>	
611	Educational services	225	1 113	4 658	21	12	3	4	1	1	—	—	—	—	
6111	Elementary & secondary schools	160	847	3 435	5	1	1	1	1	1	—	—	—	—	
61111	Elementary & secondary schools	160	847	3 435	5	1	1	1	1	1	—	—	—	—	
611110	Elementary & secondary schools	160	847	3 435	5	1	1	1	1	1	—	—	—	—	
<b>62</b>	<b>Health care and social assistance</b>	<b>6 180</b>	<b>54 147</b>	<b>231 268</b>	<b>222</b>	<b>91</b>	<b>50</b>	<b>42</b>	<b>21</b>	<b>7</b>	<b>9</b>	<b>1</b>	<b>—</b>	<b>1</b>	
621	Ambulatory health care services	2 130	22 168	103 854	150	61	42	29	11	2	4	1	—	—	
6211	Offices of physicians	1 069	14 238	69 086	72	30	20	13	5	1	3	—	—	—	
62111	Offices of physicians	1 069	14 238	69 086	72	30	20	13	5	1	3	—	—	—	
621111	Offices of physicians (exc mental health)	1 030	13 753	67 114	65	26	19	11	5	1	3	—	—	—	
6212	Offices of dentists	222	1 854	8 132	29	6	13	10	—	—	—	—	—	—	
62121	Offices of dentists	222	1 854	8 132	29	6	13	10	—	—	—	—	—	—	
621210	Offices of dentists	222	1 854	8 132	29	6	13	10	—	—	—	—	—	—	
6213	Offices of other health practitioners	209	1 205	5 220	32	20	7	3	1	1	—	—	—	—	
6214	Outpatient care centers	273	2 622	13 102	12	5	—	2	4	—	1	—	—	—	
62149	Other outpatient care centers	(C)	(D)	(D)	9	3	—	2	3	—	1	—	—	—	
6216	Home health care services	(E)	(D)	(D)	4	—	1	1	1	—	—	1	—	—	
62161	Home health care services	(E)	(D)	(D)	4	—	1	1	1	—	—	1	—	—	
622	Hospitals	(G)	(D)	(D)	1	—	—	—	—	—	—	—	—	1	
6221	General medical & surgical hospitals	(G)	(D)	(D)	1	—	—	—	—	—	—	—	—	1	
62211	General medical & surgical hospitals	(G)	(D)	(D)	1	—	—	—	—	—	—	—	—	1	
623	Nursing & residential care facilities	1 229	5 127	20 203	28	11	—	1	8	3	5	—	—	—	
6231	Nursing care facilities	369	1 681	7 183	4	1	—	—	—	1	2	—	—	—	
62311	Nursing care facilities	369	1 681	7 183	4	1	—	—	—	1	2	—	—	—	
623110	Nursing care facilities	369	1 681	7 183	4	1	—	—	—	1	2	—	—	—	
6232	Residential mental retardation, health facil	(C)	(D)	(D)	13	10	—	—	2	—	1	—	—	—	
62321	Residential mental retardation facilities	231	773	3 168	8	5	—	—	2	—	1	—	—	—	
623210	Residential mental retardation facilities	231	773	3 168	8	5	—	—	2	—	1	—	—	—	
6233	Community care facilities for the elderly	586	2 438	8 864	10	—	—	1	5	2	2	—	—	—	
62331	Community care facilities for the elderly	586	2 438	8 864	10	—	—	1	5	2	2	—	—	—	
624	Social assistance	(E)	(D)	(D)	43	19	8	12	2	2	—	—	—	—	
6241	Individual & family services	(C)	(D)	(D)	10	3	2	2	1	2	—	—	—	—	
62411	Child & youth services	(C)	(D)	(D)	4	1	1	—	—	2	—	—	—	—	
6244	Child day care services	(C)	(D)	(D)	26	13	5	8	—	—	—	—	—	—	
62441	Child day care services	(C)	(D)	(D)	26	13	5	8	—	—	—	—	—	—	
<b>71</b>	<b>Arts, entertainment &amp; recreation</b>	<b>(F)</b>	<b>(D)</b>	<b>(D)</b>	<b>36</b>	<b>12</b>	<b>4</b>	<b>7</b>	<b>5</b>	<b>6</b>	<b>2</b>	<b>—</b>	<b>—</b>	<b>—</b>	
713	Amusement, gambling & recreation industries	(F)	(D)	(D)	33	9	4	7	5	6	2	—	—	—	
7139	Other amusement & recreation industries	(F)	(D)	(D)	31	8	3	7	5	6	2	—	—	—	
71391	Golf courses & country clubs	878	2 971	15 161	21	4	3	2	4	6	2	—	—	—	
713910	Golf courses & country clubs	878	2 971	15 161	21	4	3	2	4	6	2	—	—	—	

See footnotes at end of table.

**Table 6. Counties—Employees, Payroll, and Establishments by Industry: 2002—Con.**

[Excludes most government employees, railroad employees, and self-employed persons. Size class 1 to 4 includes establishments with payroll, but no employees, during mid-March pay period. (D) denotes figures withheld to avoid disclosing data for individual companies; the data are included in broader industry totals. Detailed industries with 100 or more employees are shown if industry was not a (D). For explanation of terms, abbreviations, and data reliability/comparability, see introductory text]

NAICS code	Industry	Number of employees for week including March 12	Payroll (\$1,000)		Total number of establishments	Number of establishments by employment-size class								
			First quarter	Annual		1 to 4	5 to 9	10 to 19	20 to 49	50 to 99	100 to 249	250 to 499	500 to 999	1,000 or more
<b>MOORE—Con.</b>														
<b>72</b>	<b>Accommodation &amp; food services</b> .....	<b>3 746</b>	<b>11 634</b>	<b>54 132</b>	<b>173</b>	<b>52</b>	<b>47</b>	<b>23</b>	<b>42</b>	<b>7</b>	<b>1</b>	—	—	<b>1</b>
721	Accommodation .....	1 766	6 708	33 071	19	3	2	2	8	2	1	—	—	1
7211	Traveler accommodation .....	1 766	6 708	33 071	19	3	2	2	8	2	1	—	—	1
72111	Hotels (exc casino hotels) & motels .....	(G)	(D)	(D)	17	2	2	2	8	1	1	—	—	1
722	Food services & drinking places .....	1 980	4 926	21 061	154	49	45	21	34	5	—	—	—	—
7221	Full-service restaurants .....	1 092	2 883	12 134	73	17	24	12	17	3	—	—	—	—
72211	Full-service restaurants .....	1 092	2 883	12 134	73	17	24	12	17	3	—	—	—	—
722110	Full-service restaurants .....	1 092	2 883	12 134	73	17	24	12	17	3	—	—	—	—
7222	Limited-service eating places .....	759	1 701	7 320	60	17	19	8	14	2	—	—	—	—
72221	Limited-service eating places .....	759	1 701	7 320	60	17	19	8	14	2	—	—	—	—
722211	Limited-service restaurants .....	703	1 619	6 821	45	8	16	5	14	2	—	—	—	—
7224	Drinking places (alcoholic beverages) .....	104	263	1 200	14	9	2	—	3	—	—	—	—	—
72241	Drinking places (alcoholic beverages) .....	104	263	1 200	14	9	2	—	3	—	—	—	—	—
722410	Drinking places (alcoholic beverages) .....	104	263	1 200	14	9	2	—	3	—	—	—	—	—
<b>81</b>	<b>Other services (except public administration)</b> .....	<b>1 412</b>	<b>6 234</b>	<b>26 941</b>	<b>218</b>	<b>141</b>	<b>45</b>	<b>18</b>	<b>10</b>	<b>3</b>	<b>1</b>	—	—	—
811	Repair & maintenance .....	374	2 493	10 235	57	35	14	3	4	1	—	—	—	—
8111	Automotive repair & maintenance .....	259	1 680	6 833	39	22	12	2	2	1	—	—	—	—
81111	Automotive mechanical & electrical R&M .....	143	1 123	4 479	23	14	7	1	—	1	—	—	—	—
811111	General automotive repair .....	133	1 071	4 261	19	11	6	1	—	1	—	—	—	—
812	Personal & laundry services .....	313	1 144	5 011	55	33	13	6	3	—	—	—	—	—
8121	Personal care services .....	102	367	1 518	25	16	7	2	—	—	—	—	—	—
8123	Drycleaning & laundry services .....	114	414	1 738	12	5	3	2	2	—	—	—	—	—
813	Religious, grantmaking, civic, prof & like organizations .....	725	2 597	11 695	106	73	18	9	3	2	1	—	—	—
8131	Religious organizations .....	363	1 202	5 819	73	51	13	8	—	1	—	—	—	—
81311	Religious organizations .....	363	1 202	5 819	73	51	13	8	—	1	—	—	—	—
813110	Religious organizations .....	363	1 202	5 819	73	51	13	8	—	1	—	—	—	—
8139	Business, labor, political, like organizations .....	302	1 115	4 705	18	10	3	1	2	1	1	—	—	—
81391	Business associations .....	206	732	3 122	7	3	2	—	—	1	1	—	—	—
813910	Business associations .....	206	732	3 122	7	3	2	—	—	1	1	—	—	—
<b>95</b>	<b>Auxiliaries (exc corporate, subsidiary &amp; regional mgt)</b> .....	<b>38</b>	<b>269</b>	<b>1 169</b>	<b>3</b>	<b>1</b>	—	<b>1</b>	<b>1</b>	—	—	—	—	—
<b>99</b>	<b>Unclassified establishments</b> .....	<b>(B)</b>	<b>(D)</b>	<b>(D)</b>	<b>12</b>	<b>11</b>	—	—	<b>1</b>	—	—	—	—	—
<b>NASH</b>														
	<b>Total</b> .....	<b>32 299</b>	<b>198 634</b>	<b>850 051</b>	<b>2 227</b>	<b>1 100</b>	<b>471</b>	<b>299</b>	<b>233</b>	<b>83</b>	<b>29</b>	<b>8</b>	<b>2</b>	<b>2</b>
<b>11</b>	<b>Forestry, fishing, hunting, and agriculture support</b> .....	<b>156</b>	<b>595</b>	<b>1 900</b>	<b>15</b>	<b>12</b>	—	<b>1</b>	<b>1</b>	<b>1</b>	—	—	—	—
115	Agriculture & forestry support activities .....	151	574	1 737	12	9	—	1	1	1	—	—	—	—
1153	Forestry support activities .....	103	362	766	6	4	—	1	—	1	—	—	—	—
11531	Forestry support activities .....	103	362	766	6	4	—	1	—	1	—	—	—	—
115310	Forestry support activities .....	103	362	766	6	4	—	1	—	1	—	—	—	—
<b>21</b>	<b>Mining</b> .....	<b>(A)</b>	<b>(D)</b>	<b>(D)</b>	<b>1</b>	—	—	<b>1</b>	—	—	—	—	—	—
<b>22</b>	<b>Utilities</b> .....	<b>(A)</b>	<b>(D)</b>	<b>(D)</b>	<b>2</b>	<b>1</b>	<b>1</b>	—	—	—	—	—	—	—
<b>23</b>	<b>Construction</b> .....	<b>1 658</b>	<b>11 314</b>	<b>46 571</b>	<b>255</b>	<b>161</b>	<b>59</b>	<b>22</b>	<b>10</b>	<b>1</b>	<b>2</b>	—	—	—
233	Building, developing & general contracting .....	399	2 817	10 939	73	55	7	6	4	1	—	—	—	—
2332	Residential building construction .....	(C)	(D)	(D)	54	44	7	2	—	1	—	—	—	—
23321	Single-family housing construction .....	189	1 164	4 106	52	43	6	2	—	1	—	—	—	—
233210	Single-family housing construction .....	189	1 164	4 106	52	43	6	2	—	1	—	—	—	—
2333	Nonresidential building construction .....	(C)	(D)	(D)	12	6	—	2	4	—	—	—	—	—
23332	Commercial & institutional bldg construction ..	165	1 348	5 684	11	5	—	2	4	—	—	—	—	—
233320	Commercial & institutional bldg construction ..	165	1 348	5 684	11	5	—	2	4	—	—	—	—	—
234	Heavy construction .....	508	4 349	17 787	21	7	7	2	3	—	2	—	—	—
2349	Other heavy construction .....	488	4 214	16 756	17	6	4	2	3	—	2	—	—	—
23492	Pwr, communication transmsn line construction .....	(C)	(D)	(D)	5	1	—	2	1	—	1	—	—	—
23499	All other heavy construction .....	(C)	(D)	(D)	6	4	1	—	—	—	1	—	—	—
235	Special trade contractors .....	751	4 148	17 845	161	99	45	14	3	—	—	—	—	—
2351	Plumbing, heating & AC contractor .....	211	1 231	4 883	35	19	11	4	1	—	—	—	—	—
23511	Plumbing, heating & AC contractor .....	211	1 231	4 883	35	19	11	4	1	—	—	—	—	—
235110	Plumbing, heating & AC contractor .....	211	1 231	4 883	35	19	11	4	1	—	—	—	—	—
2352	Painting & wall covering contractors .....	101	585	2 941	15	10	3	1	1	—	—	—	—	—
23521	Painting & wall covering contractors .....	101	585	2 941	15	10	3	1	1	—	—	—	—	—
235210	Painting & wall covering contractors .....	101	585	2 941	15	10	3	1	1	—	—	—	—	—
2353	Electrical contractors .....	146	803	3 434	37	24	8	5	—	—	—	—	—	—
23531	Electrical contractors .....	146	803	3 434	37	24	8	5	—	—	—	—	—	—
235310	Electrical contractors .....	146	803	3 434	37	24	8	5	—	—	—	—	—	—
2355	Carpentry & floor contractors .....	100	561	2 352	24	16	6	1	1	—	—	—	—	—

See footnotes at end of table.

**Table 6. Counties—Employees, Payroll, and Establishments by Industry: 2002—Con.**

[Excludes most government employees, railroad employees, and self-employed persons. Size class 1 to 4 includes establishments with payroll, but no employees, during mid-March pay period. (D) denotes figures withheld to avoid disclosing data for individual companies; the data are included in broader industry totals. Detailed industries with 100 or more employees are shown if industry was not a (D). For explanation of terms, abbreviations, and data reliability/comparability, see introductory text]

NAICS code	Industry	Number of employees for week including March 12	Payroll (\$1,000)		Total number of establishments	Number of establishments by employment-size class									
			First quarter	Annual		1 to 4	5 to 9	10 to 19	20 to 49	50 to 99	100 to 249	250 to 499	500 to 999	1,000 or more	
<b>NASH—Con.</b>															
<b>31-33</b>	<b>Manufacturing</b>	<b>3 264</b>	<b>21 270</b>	<b>91 055</b>	<b>94</b>	<b>29</b>	<b>13</b>	<b>12</b>	<b>22</b>	<b>13</b>	<b>2</b>	<b>2</b>	<b>1</b>	<b>-</b>	
311	Food mfg	155	823	3 748	6	1	1	-	3	1	-	-	-	-	
314	Textile product mills	122	643	2 584	3	-	-	1	1	1	-	-	-	-	
3149	Other textile product mills	(C)	(D)	(D)	2	-	-	-	1	1	-	-	-	-	
315	Apparel manufacturing	149	475	1 839	8	3	1	1	2	1	-	-	-	-	
3152	Cut & sew apparel mfg	(C)	(D)	(D)	6	2	1	-	2	1	-	-	-	-	
31521	Cut & sew apparel contractors	(C)	(D)	(D)	5	1	1	-	2	1	-	-	-	-	
321	Wood product mfg	436	2 771	12 779	9	1	2	-	3	2	-	1	-	-	
3219	Other wood product mfg	(E)	(D)	(D)	7	1	2	-	2	1	-	1	-	-	
32199	All other wood product mfg	(E)	(D)	(D)	3	1	-	-	1	-	-	1	-	-	
326	Plastics & rubber products mfg	(C)	(D)	(D)	1	-	-	-	-	-	1	-	-	-	
3261	Plastics product mfg	(C)	(D)	(D)	1	-	-	-	-	-	1	-	-	-	
32619	Other plastics product mfg	(C)	(D)	(D)	1	-	-	-	-	-	1	-	-	-	
327	Nonmetallic mineral product mfg	164	956	3 696	5	1	-	1	1	2	-	-	-	-	
332	Fabricated metal product mfg	1 116	8 378	37 843	17	6	2	2	4	1	-	1	1	-	
3323	Architectural & structural metals mfg	(E)	(D)	(D)	6	2	1	1	1	-	-	1	-	-	
33231	Plate work & fabricated structural prod mfg	(E)	(D)	(D)	5	2	1	-	1	-	-	1	-	-	
3325	Hardware mfg	(F)	(D)	(D)	1	-	-	-	-	-	-	-	1	-	
33251	Hardware mfg	(F)	(D)	(D)	1	-	-	-	-	-	-	-	1	-	
333	Machinery mfg	141	975	3 875	6	1	1	1	2	1	-	-	-	-	
335	Electrical equip, appliance & component mfg	(C)	(D)	(D)	4	1	-	1	-	1	1	-	-	-	
3353	Electrical equipment mfg	(C)	(D)	(D)	1	-	-	-	-	-	1	-	-	-	
33531	Electrical equipment mfg	(C)	(D)	(D)	1	-	-	-	-	-	1	-	-	-	
336	Transportation equipment mfg	(C)	(D)	(D)	3	-	1	-	1	1	-	-	-	-	
337	Furniture & related product mfg	109	591	2 538	7	3	2	-	1	1	-	-	-	-	
<b>42</b>	<b>Wholesale trade</b>	<b>1 692</b>	<b>13 442</b>	<b>53 370</b>	<b>126</b>	<b>58</b>	<b>28</b>	<b>12</b>	<b>21</b>	<b>6</b>	<b>1</b>	<b>-</b>	<b>-</b>	<b>-</b>	
421	Wholesale trade, durable goods	765	6 231	24 897	77	35	20	8	13	1	-	-	-	-	
4211	Motor vehicle, motor vehicle pt & supply whsle	156	1 246	4 783	12	4	4	-	4	-	-	-	-	-	
42111	Automobile & other motor vehicle whsle	131	1 151	4 412	6	1	1	-	4	-	-	-	-	-	
421110	Automobile & other motor vehicle whsle	131	1 151	4 412	6	1	1	-	4	-	-	-	-	-	
4213	Lumber & other construction materials whsle	105	586	2 523	7	2	3	-	2	-	-	-	-	-	
4218	Machinery, equipment & supplies whsle	217	1 729	6 919	21	11	4	3	2	1	-	-	-	-	
422	Wholesale trade, nondurable goods	927	7 211	28 473	49	23	8	4	8	5	1	-	-	-	
4224	Grocery & related product whsle	456	3 887	15 141	14	4	3	1	3	2	1	-	-	-	
42241	General line grocery whsle	(C)	(D)	(D)	1	-	-	-	-	1	-	-	-	-	
42242	Packaged frozen food whsle	(C)	(D)	(D)	2	-	-	-	1	1	-	-	-	-	
4229	Miscellaneous nondurable goods whsle	180	815	4 129	9	4	1	-	3	1	-	-	-	-	
<b>44-45</b>	<b>Retail trade</b>	<b>5 834</b>	<b>24 702</b>	<b>102 704</b>	<b>478</b>	<b>208</b>	<b>130</b>	<b>75</b>	<b>43</b>	<b>14</b>	<b>7</b>	<b>1</b>	<b>-</b>	<b>-</b>	
441	Motor vehicle & parts dealers	780	5 276	22 681	65	31	11	11	8	4	-	-	-	-	
4411	Automobile dealers	509	3 854	16 703	29	14	3	3	5	4	-	-	-	-	
44111	New car dealers	431	3 330	14 336	12	3	-	-	5	4	-	-	-	-	
441110	New car dealers	431	3 330	14 336	12	3	-	-	5	4	-	-	-	-	
4413	Automotive parts, accessories & tire stores	224	1 134	4 729	32	16	8	6	2	-	-	-	-	-	
44131	Automotive parts, accessories & tire stores	145	651	2 606	22	13	3	4	2	-	-	-	-	-	
441310	Automotive parts, accessories & tire stores	145	651	2 606	22	13	3	4	2	-	-	-	-	-	
442	Furniture & home furnishing stores	146	725	3 334	26	15	6	3	2	-	-	-	-	-	
443	Electronics & appliance stores	113	552	2 337	18	10	6	1	1	-	-	-	-	-	
4431	Electronics & appliance stores	113	552	2 337	18	10	6	1	1	-	-	-	-	-	
444	Bldg material & garden equip & supp dealers	543	3 152	12 964	32	8	8	10	4	1	1	-	-	-	
4441	Building material & supplies dealers	443	2 673	10 881	20	3	5	7	3	1	1	-	-	-	
44411	Home centers	(C)	(D)	(D)	1	-	-	-	-	1	-	-	-	-	
44419	Other building material dealers	234	1 727	7 177	14	1	3	6	3	1	-	-	-	-	
444190	Other building material dealers	234	1 727	7 177	14	1	3	6	3	1	-	-	-	-	
4442	Lawn & garden equip & supplies stores	100	479	2 083	12	5	3	3	1	-	-	-	-	-	
445	Food & beverage stores	941	3 297	13 563	55	33	3	2	11	6	-	-	-	-	
4451	Grocery stores	833	2 840	11 633	38	20	2	-	10	6	-	-	-	-	
44511	Grocery (except convenience) stores	806	2 752	11 231	25	9	-	-	10	6	-	-	-	-	
445110	Grocery (except convenience) stores	806	2 752	11 231	25	9	-	-	10	6	-	-	-	-	
446	Health & personal care stores	356	1 551	6 844	29	11	6	4	7	1	-	-	-	-	
4461	Health & personal care stores	356	1 551	6 844	29	11	6	4	7	1	-	-	-	-	
44611	Pharmacies & drug stores	292	1 214	5 340	15	2	2	3	7	1	-	-	-	-	
446110	Pharmacies & drug stores	292	1 214	5 340	15	2	2	3	7	1	-	-	-	-	
447	Gasoline stations	399	1 387	5 684	70	29	31	10	-	-	-	-	-	-	
4471	Gasoline stations	399	1 387	5 684	70	29	31	10	-	-	-	-	-	-	
44711	Gasoline stations with convenience stores	365	1 254	5 105	57	19	28	10	-	-	-	-	-	-	
447110	Gasoline stations with convenience stores	365	1 254	5 105	57	19	28	10	-	-	-	-	-	-	
448	Clothing & clothing accessories stores	810	2 259	8 843	77	26	23	19	7	1	1	-	-	-	
4481	Clothing stores	600	1 568	6 286	50	21	12	9	6	1	1	-	-	-	
44812	Women's clothing stores	140	293	1 312	21	11	4	5	1	-	-	-	-	-	
448120	Women's clothing stores	140	293	1 312	21	11	4	5	1	-	-	-	-	-	
44814	Family clothing stores	358	970	3 646	12	3	2	-	5	1	1	-	-	-	
448140	Family clothing stores	358	970	3 646	12	3	2	-	5	1	1	-	-	-	
4482	Shoe stores	139	311	1 181	16	3	5	7	1	-	-	-	-	-	
44821	Shoe stores	139	311	1 181	16	3	5	7	1	-	-	-	-	-	
448210	Shoe stores	139	311	1 181	16	3	5	7	1	-	-	-	-	-	

See footnotes at end of table.

**Table 6. Counties—Employees, Payroll, and Establishments by Industry: 2002—Con.**

[Excludes most government employees, railroad employees, and self-employed persons. Size class 1 to 4 includes establishments with payroll, but no employees, during mid-March pay period. (D) denotes figures withheld to avoid disclosing data for individual companies; the data are included in broader industry totals. Detailed industries with 100 or more employees are shown if industry was not a (D). For explanation of terms, abbreviations, and data reliability/comparability, see introductory text]

NAICS code	Industry	Number of employees for week including March 12	Payroll (\$1,000)		Total number of establishments	Number of establishments by employment-size class									
			First quarter	Annual		1 to 4	5 to 9	10 to 19	20 to 49	50 to 99	100 to 249	250 to 499	500 to 999	1,000 or more	
<b>NASH—Con.</b>															
<b>44-45 Retail trade—Con.</b>															
451	Sporting goods, hobby, book & music stores .....	164	370	1 629	20	10	6	3	—	1	—	—	—	—	
4511	Sporting goods, hobby, musical instrument stores .....	103	220	958	12	7	4	—	—	1	—	—	—	—	
452	General merchandise stores .....	1 080	4 015	16 444	26	7	7	6	1	—	4	1	—	—	
4521	Department stores .....	893	3 433	14 014	5	—	—	—	—	—	4	1	—	—	
45211	Department stores .....	893	3 433	14 014	5	—	—	—	—	—	4	1	—	—	
452110	Department stores .....	893	3 433	14 014	5	—	—	—	—	—	4	1	—	—	
4529	Other general merchandise stores .....	187	582	2 430	21	7	7	6	1	—	—	—	—	—	
45299	All other general merchandise stores .....	187	582	2 430	21	7	7	6	1	—	—	—	—	—	
452990	All other general merchandise stores .....	187	582	2 430	21	7	7	6	1	—	—	—	—	—	
453	Miscellaneous store retailers .....	281	1 380	5 244	45	22	16	5	2	—	—	—	—	—	
4539	Other miscellaneous store retailers .....	140	870	3 125	23	10	10	2	1	—	—	—	—	—	
454	Nonstore retailers .....	221	738	3 137	15	6	7	1	—	—	1	—	—	—	
4542	Vending machine operators .....	(C)	(D)	(D)	4	3	—	—	—	—	1	—	—	—	
45421	Vending machine operators .....	(C)	(D)	(D)	4	3	—	—	—	—	1	—	—	—	
<b>48-49 Transportation &amp; warehousing .....</b>															
484	Truck transportation .....	317	2 525	10 593	39	22	7	5	3	2	—	—	—	—	
4841	General freight trucking .....	239	2 113	8 981	25	13	5	3	2	2	—	—	—	—	
48412	General freight trucking, long-distance .....	210	1 966	8 198	16	7	3	2	2	2	—	—	—	—	
484121	General freight trucking, long-distance, TL .....	118	1 090	4 774	11	6	1	2	1	1	—	—	—	—	
488	Transportation support activities .....	600	2 198	9 781	11	6	1	1	1	—	1	1	—	—	
4884	Road transportation support activities .....	(C)	(D)	(D)	4	3	—	—	—	—	1	—	—	—	
48849	Other road transportation support activities .....	(C)	(D)	(D)	2	1	—	—	—	—	1	—	—	—	
4889	Other transportation support activities .....	(E)	(D)	(D)	2	—	—	1	—	—	—	1	—	—	
48899	Other transportation support activities .....	(E)	(D)	(D)	2	—	—	1	—	—	—	1	—	—	
<b>51 Information .....</b>															
511	Publishing industries .....	166	1 620	6 264	5	—	1	2	—	2	—	—	—	—	
5111	Newspaper, periodical, book, database publishers .....	166	1 620	6 264	5	—	1	2	—	2	—	—	—	—	
513	Broadcasting & telecommunications .....	324	2 216	9 927	16	5	3	4	3	—	1	—	—	—	
5132	Cable networks & program distribution .....	(C)	(D)	(D)	4	1	—	—	2	—	1	—	—	—	
51322	Cable & other program distribution .....	(C)	(D)	(D)	3	—	—	—	2	—	1	—	—	—	
<b>52 Finance &amp; insurance .....</b>															
522	Credit intermediation & related activities .....	2 078	18 834	99 575	67	23	24	12	5	1	—	—	1	1	
5221	Depository credit intermediation .....	1 964	17 903	94 090	40	5	16	11	5	1	—	—	1	1	
52211	Commercial banking .....	1 887	17 516	92 368	35	4	16	9	3	1	—	—	1	1	
522110	Commercial banking .....	1 887	17 516	92 368	35	4	16	9	3	1	—	—	1	1	
5222	Nondepository credit intermediation .....	100	846	5 159	19	10	8	1	—	—	—	—	—	—	
523	Security, commodity contracts & like activity .....	187	2 469	9 081	22	11	4	4	3	—	—	—	—	—	
5239	Other financial investment activities .....	(C)	(D)	(D)	11	5	2	2	2	—	—	—	—	—	
524	Insurance carriers & related activities .....	429	4 013	16 815	53	33	8	7	4	1	—	—	—	—	
5241	Insurance carriers .....	173	1 587	6 679	11	4	2	1	4	—	—	—	—	—	
52411	Direct life, health, medical insurance carriers .....	133	1 199	5 032	5	—	1	1	3	—	—	—	—	—	
5242	Agencies & other insurance related activities .....	256	2 426	10 136	42	29	6	6	—	1	—	—	—	—	
52421	Insurance agencies & brokerages .....	251	2 397	10 013	39	26	6	6	—	1	—	—	—	—	
524210	Insurance agencies & brokerages .....	251	2 397	10 013	39	26	6	6	—	1	—	—	—	—	
<b>53 Real estate &amp; rental &amp; leasing .....</b>															
531	Real estate .....	246	1 181	5 053	62	46	9	5	2	—	—	—	—	—	
5313	Activities related to real estate .....	120	567	2 483	23	14	3	5	1	—	—	—	—	—	
532	Rental & leasing services .....	201	1 263	5 252	20	2	10	7	1	—	—	—	—	—	
5321	Automotive equipment rental & leasing .....	103	785	2 972	8	1	2	4	1	—	—	—	—	—	
<b>54 Professional, scientific &amp; technical services .....</b>															
541	Professional, scientific & technical services .....	1 120	7 917	34 562	157	97	34	16	7	2	1	—	—	—	
5411	Legal services .....	268	2 593	12 599	47	28	14	3	2	—	—	—	—	—	
54111	Offices of lawyers .....	255	2 497	12 289	44	26	14	2	2	—	—	—	—	—	
541110	Offices of lawyers .....	255	2 497	12 289	44	26	14	2	2	—	—	—	—	—	
5412	Accounting, tax prep, bookkeep, payroll services .....	338	1 275	5 063	32	21	5	4	1	—	1	—	—	—	
54121	Accounting, tax prep, bookkeep, payroll services .....	338	1 275	5 063	32	21	5	4	1	—	1	—	—	—	
541219	Other accounting services .....	204	523	2 235	11	9	—	1	—	—	1	—	—	—	
5413	Architectural, engineering & related services .....	119	1 020	4 612	23	14	4	5	—	—	—	—	—	—	
5418	Advertising & related services .....	141	1 235	5 205	10	2	4	2	1	1	—	—	—	—	
5419	Oth professional, scientific, technical services .....	103	387	1 791	16	9	3	2	2	—	—	—	—	—	
<b>55 Management of companies &amp; enterprises .....</b>															
551	Management of companies & enterprises .....	1 064	14 714	63 492	24	8	4	5	4	1	—	2	—	—	
5511	Management of companies & enterprises .....	1 064	14 714	63 492	24	8	4	5	4	1	—	2	—	—	
55111	Management of companies & enterprises .....	1 064	14 714	63 492	24	8	4	5	4	1	—	2	—	—	

See footnotes at end of table.

**Table 6. Counties—Employees, Payroll, and Establishments by Industry: 2002—Con.**

[Excludes most government employees, railroad employees, and self-employed persons. Size class 1 to 4 includes establishments with payroll, but no employees, during mid-March pay period. (D) denotes figures withheld to avoid disclosing data for individual companies; the data are included in broader industry totals. Detailed industries with 100 or more employees are shown if industry was not a (D). For explanation of terms, abbreviations, and data reliability/comparability, see introductory text]

NAICS code	Industry	Number of employees for week including March 12	Payroll (\$1,000)		Total number of establishments	Number of establishments by employment-size class								
			First quarter	Annual		1 to 4	5 to 9	10 to 19	20 to 49	50 to 99	100 to 249	250 to 499	500 to 999	1,000 or more
<b>NASH—Con.</b>														
<b>56</b>	<b>Admin, support, waste mgt, remediation services</b>	<b>1 981</b>	<b>9 373</b>	<b>37 065</b>	<b>96</b>	<b>47</b>	<b>21</b>	<b>12</b>	<b>6</b>	<b>6</b>	<b>2</b>	<b>2</b>	—	—
561	Administrative & support services	1 951	9 261	36 404	87	42	17	12	6	6	2	2	—	—
5611	Office administrative services	140	2 012	7 315	9	2	3	3	—	1	—	—	—	—
56111	Office administrative services	140	2 012	7 315	9	2	3	3	—	1	—	—	—	—
561110	Office administrative services	140	2 012	7 315	9	2	3	3	—	1	—	—	—	—
5613	Employment services	864	3 320	15 372	12	—	3	1	2	4	1	1	—	—
56132	Temporary help services	(F)	(D)	(D)	11	—	2	1	2	4	1	1	—	—
5614	Business support services	488	2 456	7 761	10	6	1	1	1	—	—	1	—	—
56142	Telephone call centers	(E)	(D)	(D)	2	—	—	—	1	—	—	1	—	—
5617	Services to buildings & dwellings	301	933	3 680	39	24	7	5	2	—	1	—	—	—
56172	Janitorial services	191	426	1 599	17	9	4	2	1	—	1	—	—	—
561720	Janitorial services	191	426	1 599	17	9	4	2	1	—	1	—	—	—
<b>61</b>	<b>Educational services</b>	<b>604</b>	<b>3 424</b>	<b>13 828</b>	<b>14</b>	<b>2</b>	<b>1</b>	<b>4</b>	<b>4</b>	<b>1</b>	<b>2</b>	—	—	—
611	Educational services	604	3 424	13 828	14	2	1	4	4	1	2	—	—	—
6111	Elementary & secondary schools	284	1 498	5 803	7	—	—	3	2	1	1	—	—	—
61111	Elementary & secondary schools	284	1 498	5 803	7	—	—	3	2	1	1	—	—	—
611110	Elementary & secondary schools	284	1 498	5 803	7	—	—	3	2	1	1	—	—	—
6113	Colleges, universities & professional schools	(C)	(D)	(D)	1	—	—	—	—	—	1	—	—	—
61131	Colleges, universities & professional schools	(C)	(D)	(D)	1	—	—	—	—	—	1	—	—	—
<b>62</b>	<b>Health care and social assistance</b>	<b>5 210</b>	<b>40 057</b>	<b>167 852</b>	<b>196</b>	<b>73</b>	<b>36</b>	<b>37</b>	<b>30</b>	<b>10</b>	<b>9</b>	—	—	<b>1</b>
621	Ambulatory health care services	1 994	18 666	80 570	125	49	24	23	22	4	3	—	—	—
6211	Offices of physicians	826	11 832	49 955	46	18	7	6	13	1	1	—	—	—
62111	Offices of physicians	826	11 832	49 955	46	18	7	6	13	1	1	—	—	—
621111	Offices of physicians (exc mental health)	826	11 832	49 955	46	18	7	6	13	1	1	—	—	—
6212	Offices of dentists	270	2 271	10 288	30	6	11	10	3	—	—	—	—	—
62121	Offices of dentists	270	2 271	10 288	30	6	11	10	3	—	—	—	—	—
621210	Offices of dentists	270	2 271	10 288	30	6	11	10	3	—	—	—	—	—
6213	Offices of other health practitioners	152	1 007	4 832	22	12	5	4	1	—	—	—	—	—
6214	Outpatient care centers	(E)	(D)	(D)	7	4	—	—	1	1	1	—	—	—
62149	Other outpatient care centers	(E)	(D)	(D)	5	2	—	—	1	1	1	—	—	—
6216	Home health care services	423	924	4 205	13	5	—	2	3	2	1	—	—	—
62161	Home health care services	423	924	4 205	13	5	—	2	3	2	1	—	—	—
621610	Home health care services	423	924	4 205	13	5	—	2	3	2	1	—	—	—
622	Hospitals	(G)	(D)	(D)	3	—	—	—	—	1	1	—	—	1
6221	General medical & surgical hospitals	(G)	(D)	(D)	2	—	—	—	—	—	1	—	—	1
62211	General medical & surgical hospitals	(G)	(D)	(D)	2	—	—	—	—	—	1	—	—	1
623	Nursing & residential care facilities	868	3 830	15 750	25	11	1	2	5	2	4	—	—	—
6231	Nursing care facilities	562	2 886	11 831	7	2	—	—	1	—	4	—	—	—
62311	Nursing care facilities	562	2 886	11 831	7	2	—	—	1	—	4	—	—	—
623110	Nursing care facilities	562	2 886	11 831	7	2	—	—	1	—	4	—	—	—
6232	Residential mental retardation, health facil	(C)	(D)	(D)	11	7	—	2	2	—	—	—	—	—
62321	Residential mental retardation facilities	111	337	1 429	9	5	—	2	2	—	—	—	—	—
623210	Residential mental retardation facilities	111	337	1 429	9	5	—	2	2	—	—	—	—	—
6233	Community care facilities for the elderly	(C)	(D)	(D)	5	1	1	—	1	2	—	—	—	—
62331	Community care facilities for the elderly	(C)	(D)	(D)	5	1	1	—	1	2	—	—	—	—
624	Social assistance	(F)	(D)	(D)	43	13	11	12	3	3	1	—	—	—
6241	Individual & family services	441	2 002	7 853	18	7	4	2	1	3	1	—	—	—
62411	Child & youth services	(C)	(D)	(D)	3	1	—	1	—	1	—	—	—	—
62412	Services for elderly & disabled persons	(C)	(D)	(D)	6	3	1	1	—	1	—	—	—	—
62419	Other individual & family services	207	625	2 488	9	3	3	—	1	2	—	—	—	—
624190	Other individual & family services	207	625	2 488	9	3	3	—	1	2	—	—	—	—
6244	Child day care services	(C)	(D)	(D)	20	5	4	9	2	—	—	—	—	—
62441	Child day care services	(C)	(D)	(D)	20	5	4	9	2	—	—	—	—	—
<b>71</b>	<b>Arts, entertainment &amp; recreation</b>	<b>(C)</b>	<b>(D)</b>	<b>(D)</b>	<b>25</b>	<b>17</b>	<b>1</b>	<b>4</b>	<b>3</b>	—	—	—	—	—
713	Amusement, gambling & recreation industries	(C)	(D)	(D)	23	15	1	4	3	—	—	—	—	—
7139	Other amusement & recreation industries	159	544	2 866	19	12	1	3	3	—	—	—	—	—
<b>72</b>	<b>Accommodation &amp; food services</b>	<b>3 293</b>	<b>7 619</b>	<b>31 555</b>	<b>171</b>	<b>52</b>	<b>31</b>	<b>21</b>	<b>48</b>	<b>19</b>	—	—	—	—
721	Accommodation	200	566	2 560	17	8	—	6	3	—	—	—	—	—
7211	Traveler accommodation	200	566	2 560	17	8	—	6	3	—	—	—	—	—
72111	Hotels (exc casino hotels) & motels	200	566	2 560	17	8	—	6	3	—	—	—	—	—
721110	Hotels (exc casino hotels) & motels	200	566	2 560	17	8	—	6	3	—	—	—	—	—
722	Food services & drinking places	3 093	7 053	28 995	154	44	31	15	45	19	—	—	—	—
7221	Full-service restaurants	1 217	2 867	11 232	58	17	13	5	13	10	—	—	—	—
72211	Full-service restaurants	1 217	2 867	11 232	58	17	13	5	13	10	—	—	—	—
722110	Full-service restaurants	1 217	2 867	11 232	58	17	13	5	13	10	—	—	—	—
7222	Limited-service eating places	1 728	3 798	16 144	82	20	15	9	29	9	—	—	—	—
72221	Limited-service eating places	1 728	3 798	16 144	82	20	15	9	29	9	—	—	—	—
722211	Limited-service restaurants	1 554	3 247	13 825	68	15	9	8	28	8	—	—	—	—
7223	Special food services	(C)	(D)	(D)	11	4	3	1	3	—	—	—	—	—

See footnotes at end of table.

**Table 6. Counties—Employees, Payroll, and Establishments by Industry: 2002—Con.**

[Excludes most government employees, railroad employees, and self-employed persons. Size class 1 to 4 includes establishments with payroll, but no employees, during mid-March pay period. (D) denotes figures withheld to avoid disclosing data for individual companies; the data are included in broader industry totals. Detailed industries with 100 or more employees are shown if industry was not a (D). For explanation of terms, abbreviations, and data reliability/comparability, see introductory text]

NAICS code	Industry	Number of employees for week including March 12	Payroll (\$1,000)		Total number of establishments	Number of establishments by employment-size class									
			First quarter	Annual		1 to 4	5 to 9	10 to 19	20 to 49	50 to 99	100 to 249	250 to 499	500 to 999	1,000 or more	
<b>NASH—Con.</b>															
<b>81</b>	<b>Other services (except public administration) .....</b>	<b>1 476</b>	<b>6 030</b>	<b>25 049</b>	<b>255</b>	<b>171</b>	<b>44</b>	<b>27</b>	<b>10</b>	<b>2</b>	<b>1</b>	—	—	—	
811	Repair & maintenance .....	435	2 091	8 953	91	68	13	5	4	1	—	—	—	—	
8111	Automotive repair & maintenance .....	337	1 500	6 244	59	43	7	5	3	1	—	—	—	—	
81111	Automotive mechanical & electrical R&M .....	105	576	2 563	36	30	4	2	—	—	—	—	—	—	
81112	Automotive body, paint, interior & glass repair .....	129	751	3 032	17	10	2	3	2	—	—	—	—	—	
81119	Other automotive R&M .....	103	173	649	6	3	1	—	1	1	—	—	—	—	
812	Personal & laundry services .....	380	1 596	6 789	57	34	14	8	—	—	1	—	—	—	
8123	Drycleaning & laundry services .....	229	1 060	4 389	20	10	6	3	—	—	1	—	—	—	
81233	Linen & uniform supply .....	(C)	(D)	(D)	1	—	—	—	—	—	1	—	—	—	
813	Religious, grantmaking, civic, prof & like organizations .....	661	2 343	9 307	107	69	17	14	6	1	—	—	—	—	
8131	Religious organizations .....	553	1 854	7 331	87	53	15	13	6	—	—	—	—	—	
81311	Religious organizations .....	553	1 854	7 331	87	53	15	13	6	—	—	—	—	—	
813110	Religious organizations .....	553	1 854	7 331	87	53	15	13	6	—	—	—	—	—	
<b>95</b>	<b>Auxiliaries (exc corporate, subsidiary &amp; regional mgt) .....</b>	<b>(B)</b>	<b>(D)</b>	<b>(D)</b>	<b>2</b>	—	—	<b>1</b>	—	<b>1</b>	—	—	—	—	
<b>99</b>	<b>Unclassified establishments .....</b>	<b>16</b>	<b>23</b>	<b>175</b>	<b>10</b>	<b>9</b>	<b>1</b>	—	—	—	—	—	—	—	
<b>NEW HANOVER</b>															
	<b>Total .....</b>	<b>76 529</b>	<b>504 993</b>	<b>2 122 204</b>	<b>6 163</b>	<b>3 188</b>	<b>1 268</b>	<b>860</b>	<b>602</b>	<b>157</b>	<b>70</b>	<b>8</b>	<b>8</b>	<b>2</b>	
<b>11</b>	<b>Forestry, fishing, hunting, and agriculture support .....</b>	<b>(B)</b>	<b>(D)</b>	<b>(D)</b>	<b>7</b>	<b>4</b>	<b>3</b>	—	—	—	—	—	—	—	
<b>21</b>	<b>Mining .....</b>	<b>(B)</b>	<b>(D)</b>	<b>(D)</b>	<b>3</b>	<b>1</b>	—	<b>1</b>	<b>1</b>	—	—	—	—	—	
<b>22</b>	<b>Utilities .....</b>	<b>(E)</b>	<b>(D)</b>	<b>(D)</b>	<b>10</b>	<b>5</b>	<b>1</b>	<b>1</b>	<b>1</b>	—	<b>2</b>	—	—	—	
221	Utilities .....	(E)	(D)	(D)	10	5	1	1	1	—	2	—	—	—	
2211	Elec pwr generation, transmns & distribution ...	(E)	(D)	(D)	3	1	—	—	—	—	2	—	—	—	
22112	Electric pwr transmns, control & distribution ..	(E)	(D)	(D)	3	1	—	—	—	—	2	—	—	—	
<b>23</b>	<b>Construction .....</b>	<b>5 331</b>	<b>35 147</b>	<b>145 967</b>	<b>792</b>	<b>493</b>	<b>142</b>	<b>94</b>	<b>54</b>	<b>7</b>	<b>1</b>	<b>1</b>	—	—	
233	Building, developing & general contracting .....	2 007	13 891	53 616	291	201	43	27	14	5	—	1	—	—	
2332	Residential building construction .....	1 073	6 736	30 660	234	173	31	19	9	2	—	—	—	—	
23321	Single-family housing construction .....	1 016	6 337	28 985	222	163	30	19	8	2	—	—	—	—	
233210	Single-family housing construction .....	1 016	6 337	28 985	222	163	30	19	8	2	—	—	—	—	
2333	Nonresidential building construction .....	847	6 405	20 072	38	13	10	7	4	3	—	1	—	—	
23332	Commercial & institutional bldg construction ..	847	6 405	20 072	38	13	10	7	4	3	—	1	—	—	
233320	Commercial & institutional bldg construction ..	847	6 405	20 072	38	13	10	7	4	3	—	1	—	—	
234	Heavy construction .....	226	1 630	7 314	38	25	4	6	3	—	—	—	—	—	
2349	Other heavy construction .....	194	1 392	6 231	31	20	3	5	3	—	—	—	—	—	
23499	All other heavy construction .....	117	821	3 428	17	11	—	4	2	—	—	—	—	—	
234990	All other heavy construction .....	117	821	3 428	17	11	—	4	2	—	—	—	—	—	
235	Special trade contractors .....	3 098	19 626	85 037	463	267	95	61	37	2	1	—	—	—	
2351	Plumbing, heating & AC contractor .....	651	4 317	18 658	101	58	22	13	7	1	—	—	—	—	
23511	Plumbing, heating & AC contractor .....	651	4 317	18 658	101	58	22	13	7	1	—	—	—	—	
235110	Plumbing, heating & AC contractor .....	651	4 317	18 658	101	58	22	13	7	1	—	—	—	—	
2352	Painting & wall covering contractors .....	281	1 284	5 284	51	32	12	3	4	—	—	—	—	—	
23521	Painting & wall covering contractors .....	281	1 284	5 284	51	32	12	3	4	—	—	—	—	—	
235210	Painting & wall covering contractors .....	281	1 284	5 284	51	32	12	3	4	—	—	—	—	—	
2353	Electrical contractors .....	615	3 837	15 857	69	35	13	14	6	—	1	—	—	—	
23531	Electrical contractors .....	615	3 837	15 857	69	35	13	14	6	—	1	—	—	—	
235310	Electrical contractors .....	615	3 837	15 857	69	35	13	14	6	—	1	—	—	—	
2354	Masonry, drywall, insulation, tile contractors ...	419	2 352	12 160	51	19	17	9	6	—	—	—	—	—	
23541	Masonry & stone contractors .....	163	700	2 787	23	7	9	7	—	—	—	—	—	—	
235410	Masonry & stone contractors .....	163	700	2 787	23	7	9	7	—	—	—	—	—	—	
23542	Drywall, acoustical & insulation contractors ...	176	1 161	7 460	18	7	5	2	4	—	—	—	—	—	
235420	Drywall, acoustical & insulation contractors ...	176	1 161	7 460	18	7	5	2	4	—	—	—	—	—	
2355	Carpentry & floor contractors .....	373	2 341	9 721	74	46	14	11	3	—	—	—	—	—	
23551	Carpentry contractors .....	287	1 817	7 749	53	32	10	8	3	—	—	—	—	—	
235510	Carpentry contractors .....	287	1 817	7 749	53	32	10	8	3	—	—	—	—	—	
2356	Roofing, siding, & sheet metal contractors .....	256	1 598	6 699	31	16	5	6	4	—	—	—	—	—	
23561	Roofing, siding, & sheet metal contractors ...	256	1 598	6 699	31	16	5	6	4	—	—	—	—	—	
235610	Roofing, siding, & sheet metal contractors ...	256	1 598	6 699	31	16	5	6	4	—	—	—	—	—	
2357	Concrete contractors .....	152	969	4 051	26	20	1	2	3	—	—	—	—	—	
23571	Concrete contractors .....	152	969	4 051	26	20	1	2	3	—	—	—	—	—	
235710	Concrete contractors .....	152	969	4 051	26	20	1	2	3	—	—	—	—	—	
2359	Other special trade contractors .....	334	2 834	12 192	56	39	9	3	4	1	—	—	—	—	
23595	Bldg equip & oth mach installation contractor .	127	1 534	6 375	5	1	2	—	1	1	—	—	—	—	
235950	Bldg equip & oth mach installation contractor .	127	1 534	6 375	5	1	2	—	1	1	—	—	—	—	

See footnotes at end of table.

**Table 6. Counties—Employees, Payroll, and Establishments by Industry: 2002—Con.**

[Excludes most government employees, railroad employees, and self-employed persons. Size class 1 to 4 includes establishments with payroll, but no employees, during mid-March pay period. (D) denotes figures withheld to avoid disclosing data for individual companies; the data are included in broader industry totals. Detailed industries with 100 or more employees are shown if industry was not a (D). For explanation of terms, abbreviations, and data reliability/comparability, see introductory text]

NAICS code	Industry	Number of employees for week including March 12	Payroll (\$1,000)		Total number of establishments	Number of establishments by employment-size class									
			First quarter	Annual		1 to 4	5 to 9	10 to 19	20 to 49	50 to 99	100 to 249	250 to 499	500 to 999	1,000 or more	
<b>NEW HANOVER—Con.</b>															
<b>31-33</b>	<b>Manufacturing</b>	<b>6 970</b>	<b>84 281</b>	<b>324 241</b>	<b>204</b>	<b>87</b>	<b>45</b>	<b>32</b>	<b>19</b>	<b>9</b>	<b>7</b>	<b>1</b>	<b>3</b>	<b>1</b>	
321	Wood product mfg	405	2 792	11 257	10	3	2	1	2	—	2	—	—	—	
3212	Veneer, plywood & engineered wood product mfg	(C)	(D)	(D)	2	—	1	—	—	—	1	—	—	—	
32121	Veneer, plywood & engineered wood product mfg	(C)	(D)	(D)	2	—	1	—	—	—	1	—	—	—	
3219	Other wood product mfg	(C)	(D)	(D)	7	3	—	1	2	—	1	—	—	—	
32192	Wood container & pallet mfg	(C)	(D)	(D)	3	—	—	1	1	—	1	—	—	—	
323	Printing & related support activities	190	1 369	5 005	31	18	8	2	3	—	—	—	—	—	
3231	Printing & related support activities	190	1 369	5 005	31	18	8	2	3	—	—	—	—	—	
32311	Printing	(C)	(D)	(D)	30	17	8	2	3	—	—	—	—	—	
325	Chemical mfg	2 539	38 351	148 419	10	3	—	2	—	1	1	1	1	1	
3251	Basic chemical mfg	(G)	(D)	(D)	7	1	—	2	—	—	1	1	1	1	
32511	Petrochemical mfg	(E)	(D)	(D)	1	—	—	—	—	—	—	1	—	—	
32518	Other basic inorganic chemical mfg	2 188	31 728	124 966	4	—	—	1	—	—	1	—	1	1	
325188	All other basic inorganic chemical mfg	2 188	31 728	124 966	4	—	—	1	—	—	1	—	1	1	
327	Nonmetallic mineral product mfg	1 190	15 746	54 428	16	4	2	6	—	3	—	—	1	—	
3272	Glass & glass product mfg	(F)	(D)	(D)	3	1	—	—	—	1	—	—	1	—	
32721	Glass & glass product mfg	(F)	(D)	(D)	3	1	—	—	—	1	—	—	1	—	
3273	Cement & concrete product mfg	141	1 077	4 422	8	1	1	5	—	1	—	—	—	—	
332	Fabricated metal product mfg	464	3 269	13 970	35	16	8	6	3	1	1	—	—	—	
3323	Architectural & structural metals mfg	304	2 122	8 525	14	5	5	1	1	1	—	—	—	—	
33231	Plate work & fabricated structural prod mfg	129	995	3 986	7	1	4	—	1	1	—	—	—	—	
33232	Ornamental & architectural metal prod mfg	175	1 127	4 539	7	4	1	1	—	—	—	—	—	—	
333	Machinery mfg	532	5 490	20 149	14	2	2	4	1	3	2	—	—	—	
3331	Ag, construction & mining machinery mfg	(C)	(D)	(D)	1	—	—	—	—	—	1	—	—	—	
33312	Construction machinery mfg	(C)	(D)	(D)	1	—	—	—	—	—	1	—	—	—	
3336	Engine, turbine & power transmsn equip mfg	(C)	(D)	(D)	2	—	—	—	—	2	—	—	—	—	
33361	Engine, turbine & power transmsn equip mfg	(C)	(D)	(D)	2	—	—	—	—	2	—	—	—	—	
3339	Other general purpose machinery mfg	(C)	(D)	(D)	2	—	—	—	—	1	1	—	—	—	
33392	Material handling equipment mfg	(C)	(D)	(D)	1	—	—	—	—	—	1	—	—	—	
336	Transportation equipment mfg	(F)	(D)	(D)	6	2	1	1	—	—	1	—	1	—	
3363	Motor vehicle parts mfg	(C)	(D)	(D)	3	2	—	—	—	—	1	—	—	—	
33632	MV electrical & electronic equipment mfg	(C)	(D)	(D)	1	—	—	—	—	—	1	—	—	—	
3364	Aerospace product & parts mfg	(F)	(D)	(D)	1	—	—	—	—	—	—	—	1	—	
33641	Aerospace product & parts mfg	(F)	(D)	(D)	1	—	—	—	—	—	—	—	1	—	
337	Furniture & related product mfg	126	517	2 199	16	7	7	1	—	1	—	—	—	—	
3371	HH & institutional furniture & kitchen cabinet mfg	(C)	(D)	(D)	15	7	6	1	—	1	—	—	—	—	
339	Miscellaneous mfg	145	963	4 000	24	12	8	2	2	—	—	—	—	—	
<b>42</b>	<b>Wholesale trade</b>	<b>2 701</b>	<b>22 845</b>	<b>93 447</b>	<b>330</b>	<b>178</b>	<b>67</b>	<b>51</b>	<b>28</b>	<b>5</b>	<b>1</b>	—	—	—	
421	Wholesale trade, durable goods	1 605	13 378	55 482	229	123	51	35	18	2	—	—	—	—	
4213	Lumber & other construction materials whse	114	874	3 661	19	11	4	3	1	—	—	—	—	—	
4214	Professional & commercial equip & supp whse	249	2 019	9 296	33	16	5	8	4	—	—	—	—	—	
4215	Metal & mineral (except petroleum) whse	100	1 059	3 599	7	4	—	1	1	1	—	—	—	—	
4216	Electrical goods whse	229	2 538	10 171	29	15	4	6	4	—	—	—	—	—	
42169	Other electronic parts & equipment whse	140	1 711	7 131	17	11	1	1	4	—	—	—	—	—	
421690	Other electronic parts & equipment whse	140	1 711	7 131	17	11	1	1	4	—	—	—	—	—	
4217	Hardware, plumb & heating equip & sup whse	147	1 135	4 231	27	15	8	4	—	—	—	—	—	—	
4218	Machinery, equipment & supplies whse	431	3 308	13 852	58	30	16	5	6	1	—	—	—	—	
42183	Industrial machinery & equipment whse	105	704	3 172	20	13	5	—	2	—	—	—	—	—	
421830	Industrial machinery & equipment whse	105	704	3 172	20	13	5	—	2	—	—	—	—	—	
42184	Industrial supplies whse	142	1 361	5 669	17	6	7	2	2	—	—	—	—	—	
421840	Industrial supplies whse	142	1 361	5 669	17	6	7	2	2	—	—	—	—	—	
4219	Miscellaneous durable goods whse	163	1 039	4 156	26	13	7	5	1	—	—	—	—	—	
422	Wholesale trade, nondurable goods	1 096	9 467	37 965	101	55	16	16	10	3	1	—	—	—	
4224	Grocery & related product whse	327	2 636	10 892	19	10	1	3	3	—	—	—	—	—	
42249	Other grocery & related products whse	225	2 045	8 593	10	6	1	1	—	2	—	—	—	—	
422490	Other grocery & related products whse	225	2 045	8 593	10	6	1	1	—	2	—	—	—	—	
4227	Petroleum & petroleum products whse	134	1 096	3 807	9	2	2	2	3	—	—	—	—	—	
42271	Petroleum bulk stations & terminals	102	791	2 661	6	1	1	2	2	—	—	—	—	—	
422710	Petroleum bulk stations & terminals	102	791	2 661	6	1	1	2	2	—	—	—	—	—	
4228	Beer, wine, distilled alcoholic beverage whse	320	2 479	11 114	9	2	1	1	3	1	1	—	—	—	
42281	Beer & ale whse	245	1 819	8 266	5	1	1	—	1	1	1	—	—	—	
422810	Beer & ale whse	245	1 819	8 266	5	1	1	—	1	1	1	—	—	—	
4229	Miscellaneous nondurable goods whse	137	1 335	3 897	27	17	6	4	—	—	—	—	—	—	

See footnotes at end of table.



**Table 6. Counties—Employees, Payroll, and Establishments by Industry: 2002—Con.**

[Excludes most government employees, railroad employees, and self-employed persons. Size class 1 to 4 includes establishments with payroll, but no employees, during mid-March pay period. (D) denotes figures withheld to avoid disclosing data for individual companies; the data are included in broader industry totals. Detailed industries with 100 or more employees are shown if industry was not a (D). For explanation of terms, abbreviations, and data reliability/comparability, see introductory text]

NAICS code	Industry	Number of employees for week including March 12	Payroll (\$1,000)		Total number of establishments	Number of establishments by employment-size class								
			First quarter	Annual		1 to 4	5 to 9	10 to 19	20 to 49	50 to 99	100 to 249	250 to 499	500 to 999	1,000 or more
<b>NEW HANOVER—Con.</b>														
<b>44-45</b>	<b>Retail trade</b>	<b>13 967</b>	<b>67 405</b>	<b>277 573</b>	<b>1 065</b>	<b>445</b>	<b>301</b>	<b>174</b>	<b>90</b>	<b>32</b>	<b>20</b>	<b>2</b>	<b>1</b>	<b>-</b>
441	Motor vehicle & parts dealers	2 014	17 079	69 547	135	54	27	26	18	7	3	-	-	-
4411	Automobile dealers	1 292	12 472	49 970	61	31	7	5	8	7	3	-	-	-
44111	New car dealers	1 173	11 777	46 877	32	8	3	4	7	7	3	-	-	-
441110	New car dealers	1 173	11 777	46 877	32	8	3	4	7	7	3	-	-	-
44112	Used car dealers	119	695	3 093	29	23	4	1	1	-	-	-	-	-
441120	Used car dealers	119	695	3 093	29	23	4	1	1	-	-	-	-	-
4412	Other motor vehicle dealers	311	2 349	9 705	32	14	6	5	7	-	-	-	-	-
44122	Motorcycle & boat & other MV dealers	278	2 103	8 395	27	10	6	5	6	-	-	-	-	-
441222	Boat dealers	203	1 624	6 284	22	9	5	4	4	-	-	-	-	-
4413	Automotive parts, accessories & tire stores	411	2 258	9 872	42	9	14	16	3	-	-	-	-	-
44131	Automotive parts, accessories & tire stores	231	1 148	4 706	25	6	8	10	1	-	-	-	-	-
441310	Automotive parts, accessories & tire stores	231	1 148	4 706	25	6	8	10	1	-	-	-	-	-
44132	Tire dealers	180	1 110	5 166	17	3	6	6	2	-	-	-	-	-
441320	Tire dealers	180	1 110	5 166	17	3	6	6	2	-	-	-	-	-
442	Furniture & home furnishing stores	518	2 766	11 541	80	36	31	8	5	-	-	-	-	-
4421	Furniture stores	251	1 531	6 368	33	10	16	4	3	-	-	-	-	-
44211	Furniture stores	251	1 531	6 368	33	10	16	4	3	-	-	-	-	-
442110	Furniture stores	251	1 531	6 368	33	10	16	4	3	-	-	-	-	-
4422	Home furnishings stores	267	1 235	5 173	47	26	15	4	2	-	-	-	-	-
44229	Other home furnishings stores	170	663	2 889	30	17	9	3	1	-	-	-	-	-
442299	All other home furnishings stores	149	546	2 378	26	15	7	3	1	-	-	-	-	-
443	Electronics & appliance stores	558	2 627	10 655	45	19	16	6	1	1	2	-	-	-
4431	Electronics & appliance stores	558	2 627	10 655	45	19	16	6	1	1	2	-	-	-
44311	Appliance, TV & all other electronics stores	459	1 872	7 593	30	10	13	4	-	1	2	-	-	-
443112	Radio, television & other electronics stores	435	1 746	7 018	24	5	13	3	-	1	2	-	-	-
444	Bldg material & garden equip & supp dealers	1 410	9 206	38 931	107	38	34	22	9	1	3	-	-	-
4441	Building material & supplies dealers	1 292	8 607	36 245	86	30	27	16	9	1	3	-	-	-
44411	Home centers (F)	(D)	(D)	(D)	4	-	-	-	1	-	3	-	-	-
44413	Hardware stores	113	588	2 832	14	6	4	3	1	-	-	-	-	-
444130	Hardware stores	113	588	2 832	14	6	4	3	1	-	-	-	-	-
44419	Other building material dealers	623	5 226	21 596	57	17	19	13	7	1	-	-	-	-
444190	Other building material dealers	623	5 226	21 596	57	17	19	13	7	1	-	-	-	-
4442	Lawn & garden equip & supplies stores	118	599	2 686	21	8	7	6	-	-	-	-	-	-
445	Food & beverage stores	2 142	7 842	30 203	97	47	13	9	9	14	5	-	-	-
4451	Grocery stores	1 997	7 413	28 282	61	23	4	6	9	14	5	-	-	-
44511	Grocery (except convenience) stores	1 941	7 265	27 681	48	14	1	5	9	14	5	-	-	-
445110	Grocery (except convenience) stores	1 941	7 265	27 681	48	14	1	5	9	14	5	-	-	-
446	Health & personal care stores	741	3 543	14 507	64	22	14	16	11	1	-	-	-	-
4461	Health & personal care stores	741	3 543	14 507	64	22	14	16	11	1	-	-	-	-
44611	Pharmacies & drug stores	576	2 730	11 083	31	1	6	13	10	1	-	-	-	-
446110	Pharmacies & drug stores	576	2 730	11 083	31	1	6	13	10	1	-	-	-	-
447	Gasoline stations	597	2 459	9 545	94	31	48	14	1	-	-	-	-	-
4471	Gasoline stations	597	2 459	9 545	94	31	48	14	1	-	-	-	-	-
44711	Gasoline stations with convenience stores	504	2 023	7 688	76	19	45	11	1	-	-	-	-	-
447110	Gasoline stations with convenience stores	504	2 023	7 688	76	19	45	11	1	-	-	-	-	-
448	Clothing & clothing accessories stores	1 652	4 656	18 743	175	66	57	34	15	3	-	-	-	-
4481	Clothing stores	1 215	3 148	12 509	116	40	37	26	10	3	-	-	-	-
44812	Women's clothing stores	333	784	3 064	47	19	17	10	1	-	-	-	-	-
448120	Women's clothing stores	333	784	3 064	47	19	17	10	1	-	-	-	-	-
44814	Family clothing stores	624	1 705	6 588	33	7	7	8	8	3	-	-	-	-
448140	Family clothing stores	624	1 705	6 588	33	7	7	8	8	3	-	-	-	-
4482	Shoe stores	284	685	2 901	31	12	10	4	5	-	-	-	-	-
44821	Shoe stores	284	685	2 901	31	12	10	4	5	-	-	-	-	-
448210	Shoe stores	284	685	2 901	31	12	10	4	5	-	-	-	-	-
4483	Jewelry, luggage & leather goods stores	153	823	3 333	28	14	10	4	-	-	-	-	-	-
44831	Jewelry stores	153	823	3 333	28	14	10	4	-	-	-	-	-	-
448310	Jewelry stores	153	823	3 333	28	14	10	4	-	-	-	-	-	-
451	Sporting goods, hobby, book & music stores	714	2 381	10 603	71	33	17	12	6	3	-	-	-	-
4511	Sporting goods, hobby, musical instrument stores	559	1 940	8 604	51	21	14	10	3	3	-	-	-	-
45111	Sporting goods stores	275	1 212	5 422	27	9	9	6	2	1	-	-	-	-
451110	Sporting goods stores	275	1 212	5 422	27	9	9	6	2	1	-	-	-	-
45112	Hobby, toy & game stores	214	473	2 032	13	6	3	1	1	2	-	-	-	-
451120	Hobby, toy & game stores	214	473	2 032	13	6	3	1	1	2	-	-	-	-
4512	Book, periodical & music stores	155	441	1 999	20	12	3	2	3	-	-	-	-	-
45121	Book stores & news dealers	111	330	1 561	14	10	1	-	3	-	-	-	-	-
452	General merchandise stores	2 363	9 165	40 348	26	4	5	1	6	1	6	2	1	-
4521	Department stores	1 822	6 995	31 202	9	1	-	-	-	1	4	2	1	-
45211	Department stores	1 822	6 995	31 202	9	1	-	-	-	1	4	2	1	-
452110	Department stores	1 822	6 995	31 202	9	1	-	-	-	1	4	2	1	-
4529	Other general merchandise stores	541	2 170	9 146	17	3	5	1	6	-	2	-	-	-
45291	Warehouse clubs & superstores (E)	(D)	(D)	(D)	2	-	-	-	-	-	2	-	-	-
45299	All other general merchandise stores (C)	(D)	(D)	(D)	15	3	5	1	6	-	-	-	-	-

See footnotes at end of table.

**Table 6. Counties—Employees, Payroll, and Establishments by Industry: 2002—Con.**

[Excludes most government employees, railroad employees, and self-employed persons. Size class 1 to 4 includes establishments with payroll, but no employees, during mid-March pay period. (D) denotes figures withheld to avoid disclosing data for individual companies; the data are included in broader industry totals. Detailed industries with 100 or more employees are shown if industry was not a (D). For explanation of terms, abbreviations, and data reliability/comparability, see introductory text]

NAICS code	Industry	Number of employees for week including March 12	Payroll (\$1,000)		Total number of establishments	Number of establishments by employment-size class								
			First quarter	Annual		1 to 4	5 to 9	10 to 19	20 to 49	50 to 99	100 to 249	250 to 499	500 to 999	1,000 or more
<b>NEW HANOVER—Con.</b>														
<b>44-45 Retail trade—Con.</b>														
453	Miscellaneous store retailers	863	3 272	13 350	137	80	31	18	7	1	—	—	—	—
4531	Florists	100	323	1 355	19	11	6	1	1	—	—	—	—	—
45311	Florists	100	323	1 355	19	11	6	1	1	—	—	—	—	—
453110	Florists	100	323	1 355	19	11	6	1	1	—	—	—	—	—
4532	Office supplies, stationery & gift stores	397	1 516	6 453	55	27	13	11	4	—	—	—	—	—
45321	Office supplies & stationery stores	108	730	2 851	11	5	3	1	2	—	—	—	—	—
453210	Office supplies & stationery stores	108	730	2 851	11	5	3	1	2	—	—	—	—	—
45322	Gift, novelty & souvenir stores	289	786	3 602	44	22	10	10	2	—	—	—	—	—
453220	Gift, novelty & souvenir stores	289	786	3 602	44	22	10	10	2	—	—	—	—	—
4539	Other miscellaneous store retailers	310	1 226	4 575	50	35	8	4	2	1	—	—	—	—
45399	All other miscellaneous store retailers	184	2 127	6 21	24	17	3	2	1	1	—	—	—	—
453998	All other misc store retailers (exc tobacco)	170	558	1 880	19	12	3	2	1	1	—	—	—	—
454	Nonstore retailers	395	2 409	9 600	34	15	8	8	2	—	1	—	—	—
4541	Electronic shopping & mail-order houses	219	1 309	5 217	11	5	3	2	—	—	1	—	—	—
45411	Electronic shopping & mail-order houses	219	1 309	5 217	11	5	3	2	—	—	1	—	—	—
454110	Electronic shopping & mail-order houses	219	1 309	5 217	11	5	3	2	—	—	1	—	—	—
4543	Direct selling establishments	152	955	3 823	19	7	5	5	2	—	—	—	—	—
<b>48-49</b>	<b>Transportation &amp; warehousing</b>	<b>2 137</b>	<b>13 578</b>	<b>56 084</b>	<b>146</b>	<b>66</b>	<b>27</b>	<b>25</b>	<b>19</b>	<b>7</b>	<b>2</b>	—	—	—
484	Truck transportation	806	6 365	26 407	73	32	14	14	10	3	—	—	—	—
4841	General freight trucking	421	3 501	14 687	42	19	8	8	6	1	—	—	—	—
48412	General freight trucking, long-distance	380	3 280	13 786	30	10	6	7	6	1	—	—	—	—
484121	General freight trucking, long-distance, TL	238	1 984	8 283	20	8	4	3	4	1	—	—	—	—
484122	General freight trucking, long-distance, LTL	142	1 296	5 503	10	2	2	4	2	—	—	—	—	—
4842	Specialized freight trucking	385	2 864	11 720	31	13	6	6	4	2	—	—	—	—
48421	Used household & office goods moving	118	785	3 513	13	6	4	1	2	—	—	—	—	—
484210	Used household & office goods moving	118	785	3 513	13	6	4	1	2	—	—	—	—	—
48422	Specialized freight (exc used) trucking, local	104	887	3 331	9	4	1	3	—	1	—	—	—	—
484220	Specialized freight (exc used) trucking, local	104	887	3 331	9	4	1	3	—	1	—	—	—	—
48423	Specialized freight (exc used) trucking, LDist	163	1 192	4 876	9	3	1	2	2	1	—	—	—	—
484230	Specialized freight (exc used) trucking, LDist	163	1 192	4 876	9	3	1	2	2	1	—	—	—	—
488	Transportation support activities	904	4 461	17 926	43	20	8	7	4	2	2	—	—	—
4883	Water transportation support activities	647	2 809	10 763	12	3	2	2	1	2	2	—	—	—
48832	Marine cargo handling (F)	(D)	(D)	(D)	4	1	—	—	—	1	2	—	—	—
4885	Freight transportation arrangement	165	1 241	5 373	19	9	4	4	2	—	—	—	—	—
48851	Freight transportation arrangement	165	1 241	5 373	19	9	4	4	2	—	—	—	—	—
488510	Freight transportation arrangement	165	1 241	5 373	19	9	4	4	2	—	—	—	—	—
492	Couriers & messengers	(C)	(D)	(D)	7	3	—	1	1	2	—	—	—	—
4921	Couriers	156	753	3 284	5	2	—	1	—	2	—	—	—	—
49211	Couriers	156	753	3 284	5	2	—	1	—	2	—	—	—	—
492110	Couriers	156	753	3 284	5	2	—	1	—	2	—	—	—	—
<b>51</b>	<b>Information</b>	<b>1 962</b>	<b>18 152</b>	<b>67 177</b>	<b>92</b>	<b>35</b>	<b>15</b>	<b>20</b>	<b>11</b>	<b>8</b>	<b>1</b>	<b>2</b>	—	—
511	Publishing industries	646	5 900	23 977	28	15	5	6	—	—	—	2	—	—
5111	Newspaper, periodical, book, database publishers	349	2 500	10 216	18	10	2	5	—	—	—	1	—	—
51111	Newspaper publishers (E)	(D)	(D)	(D)	6	3	—	2	—	—	—	1	—	—
5112	Software publishers	297	3 400	13 761	10	5	3	1	—	—	—	1	—	—
51121	Software publishers	297	3 400	13 761	10	5	3	1	—	—	—	1	—	—
511210	Software publishers	297	3 400	13 761	10	5	3	1	—	—	—	1	—	—
512	Motion picture & sound recording industries	201	468	2 069	15	9	2	1	1	2	—	—	—	—
5121	Motion picture & video industries	193	418	1 845	12	7	1	1	1	2	—	—	—	—
51213	Motion picture & video exhibition (C)	(D)	(D)	(D)	4	—	—	1	1	2	—	—	—	—
513	Broadcasting & telecommunications	1 061	11 466	39 563	41	8	6	11	9	6	1	—	—	—
5131	Radio & television broadcasting	372	2 852	11 077	12	3	2	—	4	3	—	—	—	—
51311	Radio broadcasting	178	1 346	4 701	8	3	1	—	3	1	—	—	—	—
513112	Radio stations	178	1 346	4 701	8	3	1	—	3	1	—	—	—	—
51312	Television broadcasting	194	1 506	6 376	4	—	1	—	1	2	—	—	—	—
513120	Television broadcasting	194	1 506	6 376	4	—	1	—	1	2	—	—	—	—
5132	Cable networks & program distribution	(C)	(D)	(D)	5	—	—	3	1	—	1	—	—	—
51322	Cable & other program distribution (C)	(D)	(D)	(D)	5	—	—	3	1	—	1	—	—	—
5133	Telecommunications	(E)	(D)	(D)	24	5	4	8	4	3	—	—	—	—
51331	Wired telecommunications carriers	364	4 539	13 354	16	4	1	6	2	3	—	—	—	—
513310	Wired telecommunications carriers	364	4 539	13 354	16	4	1	6	2	3	—	—	—	—
<b>52</b>	<b>Finance &amp; insurance</b>	<b>3 267</b>	<b>29 224</b>	<b>116 261</b>	<b>368</b>	<b>199</b>	<b>89</b>	<b>44</b>	<b>30</b>	<b>5</b>	—	—	<b>1</b>	—
522	Credit intermediation & related activities	2 123	16 950	67 162	178	71	59	27	16	4	—	—	1	—
5221	Depository credit intermediation	1 120	9 979	37 462	85	14	37	18	12	4	—	—	—	—
52211	Commercial banking	904	8 335	30 818	68	11	29	15	10	3	—	—	—	—
522110	Commercial banking	904	8 335	30 818	68	11	29	15	10	3	—	—	—	—
52213	Credit unions (C)	(D)	(D)	(D)	12	1	6	3	2	—	—	—	—	—
5222	Nondepository credit intermediation	320	3 013	12 347	59	33	19	5	2	—	—	—	—	—
52229	Other nondepository credit intermediation	276	2 563	10 780	53	30	17	5	1	—	—	—	—	—
522292	Real estate credit	175	1 919	7 972	32	21	5	5	1	—	—	—	—	—
5223	Activities related to credit intermediation	683	3 958	17 353	34	24	3	4	2	—	—	—	1	—
52231	Mortgage & nonmortgage brokers	132	1 695	9 082	18	10	3	3	2	—	—	—	—	—
522310	Mortgage & nonmortgage brokers	132	1 695	9 082	18	10	3	3	2	—	—	—	—	—
52239	Other credit intermediation activities	551	2 263	8 271	16	14	—	1	—	—	—	—	1	—
522390	Other credit intermediation activities	551	2 263	8 271	16	14	—	1	—	—	—	—	1	—

See footnotes at end of table.

**Table 6. Counties—Employees, Payroll, and Establishments by Industry: 2002—Con.**

[Excludes most government employees, railroad employees, and self-employed persons. Size class 1 to 4 includes establishments with payroll, but no employees, during mid-March pay period. (D) denotes figures withheld to avoid disclosing data for individual companies; the data are included in broader industry totals. Detailed industries with 100 or more employees are shown if industry was not a (D). For explanation of terms, abbreviations, and data reliability/comparability, see introductory text]

NAICS code	Industry	Number of employees for week including March 12	Payroll (\$1,000)		Total number of establishments	Number of establishments by employment-size class									
			First quarter	Annual		1 to 4	5 to 9	10 to 19	20 to 49	50 to 99	100 to 249	250 to 499	500 to 999	1,000 or more	
<b>NEW HANOVER—Con.</b>															
<b>52 Finance &amp; insurance—Con.</b>															
523	Security, commodity contracts & like activity . . . . .	(E)	(D)	(D)	54	36	8	3	7	—	—	—	—	—	
5231	Secrty & comdty contracts intermed & brokerage . . . . .	306	4 862	19 492	40	25	6	3	6	—	—	—	—	—	
52312	Securities brokerage . . . . .	245	3 686	15 147	34	23	4	2	5	—	—	—	—	—	
523120	Securities brokerage . . . . .	245	3 686	15 147	34	23	4	2	5	—	—	—	—	—	
524	Insurance carriers & related activities . . . . .	735	6 837	27 119	128	90	19	11	7	1	—	—	—	—	
5241	Insurance carriers . . . . .	239	2 455	9 235	21	7	5	5	4	—	—	—	—	—	
52411	Direct life, health, medical insurance carriers . . . . .	191	2 045	7 293	13	3	3	3	4	—	—	—	—	—	
524113	Direct life insurance carriers . . . . .	117	1 431	5 022	9	2	3	2	2	—	—	—	—	—	
5242	Agencies & other insurance related activities . . . . .	496	4 382	17 884	107	83	14	6	3	1	—	—	—	—	
52421	Insurance agencies & brokerages . . . . .	457	4 043	16 538	100	77	14	6	2	1	—	—	—	—	
524210	Insurance agencies & brokerages . . . . .	457	4 043	16 538	100	77	14	6	2	1	—	—	—	—	
<b>53</b>	<b>Real estate &amp; rental &amp; leasing . . . . .</b>	<b>1 439</b>	<b>8 379</b>	<b>37 055</b>	<b>264</b>	<b>182</b>	<b>38</b>	<b>30</b>	<b>12</b>	<b>2</b>	—	—	—	—	
531	Real estate . . . . .	917	5 319	23 322	197	151	27	10	7	2	—	—	—	—	
5311	Lessors of real estate . . . . .	267	1 083	4 553	62	50	7	3	1	1	—	—	—	—	
53111	Lessors of residential buildings & dwellings . . . . .	113	399	1 689	26	19	4	2	1	—	—	—	—	—	
531110	Lessors of residential buildings & dwellings . . . . .	113	399	1 689	26	19	4	2	1	—	—	—	—	—	
53112	Lessors of nonres bldg (exc min Warehouses) . . . . .	112	489	2 037	19	16	2	—	—	1	—	—	—	—	
531120	Lessors of nonres bldg (exc min Warehouses) . . . . .	112	489	2 037	19	16	2	—	—	1	—	—	—	—	
5312	Offices of real estate agents & brokers . . . . .	300	1 721	8 135	68	54	8	2	4	—	—	—	—	—	
53121	Offices of real estate agents & brokers . . . . .	300	1 721	8 135	68	54	8	2	4	—	—	—	—	—	
531210	Offices of real estate agents & brokers . . . . .	300	1 721	8 135	68	54	8	2	4	—	—	—	—	—	
5313	Activities related to real estate . . . . .	350	2 515	10 634	67	47	12	5	2	1	—	—	—	—	
53131	Real estate property managers . . . . .	227	1 824	7 328	39	25	7	5	2	—	—	—	—	—	
531311	Residential property managers . . . . .	147	751	3 100	30	19	7	3	1	—	—	—	—	—	
532	Rental & leasing services . . . . .	522	3 060	13 733	67	31	11	20	5	—	—	—	—	—	
5321	Automotive equipment rental & leasing . . . . .	136	700	3 048	14	4	3	6	1	—	—	—	—	—	
5322	Consumer goods rental . . . . .	(C)	(D)	(D)	28	16	4	7	1	—	—	—	—	—	
5324	Commercial, industrial equip rental & leasing . . . . .	182	1 425	6 548	22	10	4	5	3	—	—	—	—	—	
53241	Const, trans, mining equip rental & leasing . . . . .	151	1 210	5 596	12	2	2	5	3	—	—	—	—	—	
532412	Const, mining, forestry equip rental & leasing . . . . .	151	1 210	5 596	12	2	2	5	3	—	—	—	—	—	
<b>54</b>	<b>Professional, scientific &amp; technical services . . . . .</b>	<b>5 064</b>	<b>50 564</b>	<b>219 375</b>	<b>662</b>	<b>446</b>	<b>109</b>	<b>71</b>	<b>26</b>	<b>7</b>	<b>1</b>	—	<b>2</b>	—	
541	Professional, scientific & technical services . . . . .	5 064	50 564	219 375	662	446	109	71	26	7	1	—	2	—	
5411	Legal services . . . . .	653	5 068	21 985	149	105	29	10	5	—	—	—	—	—	
54111	Offices of lawyers . . . . .	(F)	(D)	(D)	148	105	28	10	5	—	—	—	—	—	
5412	Accounting, tax prep, bookkeep, payroll services . . . . .	570	3 140	12 016	99	66	19	9	4	1	—	—	—	—	
54121	Accounting, tax prep, bookkeep, payroll services . . . . .	570	3 140	12 016	99	66	19	9	4	1	—	—	—	—	
541211	Offices of certified public accountants . . . . .	230	1 975	8 277	46	26	15	4	1	—	—	—	—	—	
5413	Architectural, engineering & related services . . . . .	1 066	12 545	51 935	143	82	23	26	9	3	—	—	—	—	
54131	Architectural services . . . . .	160	1 410	6 063	37	26	6	4	1	—	—	—	—	—	
541310	Architectural services . . . . .	160	1 410	6 063	37	26	6	4	1	—	—	—	—	—	
54133	Engineering services . . . . .	587	7 933	32 829	58	28	12	11	4	3	—	—	—	—	
541330	Engineering services . . . . .	587	7 933	32 829	58	28	12	11	4	3	—	—	—	—	
54137	Surveying, mapping (exc geophysical) services . . . . .	162	1 403	5 817	16	6	1	7	2	—	—	—	—	—	
541370	Surveying, mapping (exc geophysical) services . . . . .	162	1 403	5 817	16	6	1	7	2	—	—	—	—	—	
5415	Computer systems design & related services . . . . .	147	1 708	7 086	35	28	4	2	—	1	—	—	—	—	
54151	Computer systems design & related services . . . . .	147	1 708	7 086	35	28	4	2	—	1	—	—	—	—	
541512	Computer systems design services . . . . .	111	1 480	6 127	20	15	2	2	—	1	—	—	—	—	
5416	Management, sci & tech consulting services . . . . .	502	4 113	18 360	120	94	12	9	4	1	—	—	—	—	
54161	Management consulting services . . . . .	323	2 659	11 650	87	72	10	2	1	—	—	—	—	—	
541612	Human res & exec search consulting services . . . . .	130	1 059	4 214	28	22	3	1	2	—	—	—	—	—	
5417	Scientific R&D services . . . . .	1 528	20 905	93 080	12	4	1	4	—	—	1	—	2	—	
54171	R&D in physical, engineering & life sciences . . . . .	(G)	(D)	(D)	11	3	1	4	—	—	1	—	2	—	
5418	Advertising & related services . . . . .	148	1 139	5 647	24	14	8	1	—	1	—	—	—	—	
5419	Oth professional, scientific, technical services . . . . .	381	1 596	7 537	51	29	8	10	4	—	—	—	—	—	
54194	Veterinary services . . . . .	302	1 231	5 539	25	8	5	8	4	—	—	—	—	—	
541940	Veterinary services . . . . .	302	1 231	5 539	25	8	5	8	4	—	—	—	—	—	
<b>55</b>	<b>Management of companies &amp; enterprises . . . . .</b>	<b>566</b>	<b>5 659</b>	<b>22 627</b>	<b>31</b>	<b>8</b>	<b>9</b>	<b>4</b>	<b>8</b>	<b>1</b>	<b>1</b>	—	—	—	
551	Management of companies & enterprises . . . . .	566	5 659	22 627	31	8	9	4	8	1	1	—	—	—	
5511	Management of companies & enterprises . . . . .	566	5 659	22 627	31	8	9	4	8	1	1	—	—	—	
55111	Management of companies & enterprises . . . . .	566	5 659	22 627	31	8	9	4	8	1	1	—	—	—	
551112	Offices of other holding companies . . . . .	144	1 206	4 819	11	4	3	—	4	—	—	—	—	—	
551114	Corp, subsidiary & regional managing offices . . . . .	422	4 453	17 808	20	4	6	4	4	1	1	—	—	—	

See footnotes at end of table.

**Table 6. Counties—Employees, Payroll, and Establishments by Industry: 2002—Con.**

[Excludes most government employees, railroad employees, and self-employed persons. Size class 1 to 4 includes establishments with payroll, but no employees, during mid-March pay period. (D) denotes figures withheld to avoid disclosing data for individual companies; the data are included in broader industry totals. Detailed industries with 100 or more employees are shown if industry was not a (D). For explanation of terms, abbreviations, and data reliability/comparability, see introductory text]

NAICS code	Industry	Number of employees for week including March 12	Payroll (\$1,000)		Total number of establishments	Number of establishments by employment-size class									
			First quarter	Annual		1 to 4	5 to 9	10 to 19	20 to 49	50 to 99	100 to 249	250 to 499	500 to 999	1,000 or more	
<b>NEW HANOVER—Con.</b>															
<b>56</b>	<b>Admin, support, waste mgmt, remediation services</b>	<b>4 505</b>	<b>25 407</b>	<b>107 385</b>	<b>291</b>	<b>156</b>	<b>44</b>	<b>40</b>	<b>29</b>	<b>14</b>	<b>7</b>	—	<b>1</b>	—	
561	Administrative & support services	4 293	23 833	101 100	280	151	43	39	27	12	7	—	1	—	
5611	Office administrative services	254	2 159	8 206	21	11	3	2	4	1	—	—	—	—	
56111	Office administrative services	254	2 159	8 206	21	11	3	2	4	1	—	—	—	—	
561110	Office administrative services	254	2 159	8 206	21	11	3	2	4	1	—	—	—	—	
5613	Employment services	2 055	12 289	51 214	33	4	8	3	6	7	4	—	1	—	
56131	Employment placement agencies	(C)	(D)	(D)	9	3	3	2	—	—	1	—	—	—	
56132	Temporary help services	1 874	11 554	47 402	23	1	4	1	6	7	3	—	1	—	
561320	Temporary help services	1 874	11 554	47 402	23	1	4	1	6	7	3	—	1	—	
5614	Business support services	141	643	2 614	27	18	4	4	1	—	—	—	—	—	
5616	Investigation & security services	495	1 861	8 750	19	9	2	3	2	1	2	—	—	—	
56161	Investigation, guard & armored car services	416	1 279	5 566	11	4	2	1	1	1	2	—	—	—	
561612	Security guards & patrol services	407	1 267	5 521	7	1	1	1	1	1	2	—	—	—	
5617	Services to buildings & dwellings	889	4 272	19 421	143	87	25	19	11	1	—	—	—	—	
56171	Exterminating & pest control services	151	849	3 982	13	4	2	4	3	—	—	—	—	—	
561710	Exterminating & pest control services	151	849	3 982	13	4	2	4	3	—	—	—	—	—	
56172	Janitorial services	303	1 559	5 940	40	23	7	6	3	1	—	—	—	—	
561720	Janitorial services	303	1 559	5 940	40	23	7	6	3	1	—	—	—	—	
56173	Landscaping services	381	1 631	8 369	71	46	12	8	5	—	—	—	—	—	
561730	Landscaping services	381	1 631	8 369	71	46	12	8	5	—	—	—	—	—	
5619	Other support services	365	2 264	9 211	19	9	1	3	3	2	1	—	—	—	
56199	All other support services	243	950	4 058	10	5	1	—	2	1	1	—	—	—	
561990	All other support services	243	950	4 058	10	5	1	—	2	1	1	—	—	—	
562	Waste management & remediation services	212	1 574	6 285	11	5	1	1	2	2	—	—	—	—	
5621	Waste collection	164	1 242	4 820	4	1	—	—	1	2	—	—	—	—	
56211	Waste collection	164	1 242	4 820	4	1	—	—	1	2	—	—	—	—	
562111	Solid waste collection	164	1 242	4 820	4	1	—	—	1	2	—	—	—	—	
<b>61</b>	<b>Educational services</b>	<b>699</b>	<b>2 826</b>	<b>12 772</b>	<b>56</b>	<b>32</b>	<b>9</b>	<b>6</b>	<b>5</b>	<b>3</b>	<b>1</b>	—	—	—	
611	Elementary & secondary schools	406	1 756	7 003	15	5	2	3	2	2	1	—	—	—	
61111	Elementary & secondary schools	406	1 756	7 003	15	5	2	3	2	2	1	—	—	—	
611110	Elementary & secondary schools	406	1 756	7 003	15	5	2	3	2	2	1	—	—	—	
6116	Other schools & instruction	156	445	1 892	28	19	4	3	2	—	—	—	—	—	
<b>62</b>	<b>Health care and social assistance</b>	<b>11 839</b>	<b>88 990</b>	<b>415 357</b>	<b>574</b>	<b>243</b>	<b>133</b>	<b>83</b>	<b>87</b>	<b>15</b>	<b>10</b>	<b>2</b>	—	<b>1</b>	
621	Ambulatory health care services	4 901	45 254	216 749	421	193	108	54	52	9	4	1	—	—	
6211	Offices of physicians	2 250	28 092	134 244	158	68	27	28	31	1	2	1	—	—	
62111	Offices of physicians	2 250	28 092	134 244	158	68	27	28	31	1	2	1	—	—	
621111	Offices of physicians (exc mental health)	2 231	27 961	133 660	149	60	26	28	31	1	2	1	—	—	
6212	Offices of dentists	620	5 229	24 024	83	20	44	17	2	—	—	—	—	—	
62121	Offices of dentists	620	5 229	24 024	83	20	44	17	2	—	—	—	—	—	
621210	Offices of dentists	620	5 229	24 024	83	20	44	17	2	—	—	—	—	—	
6213	Offices of other health practitioners	509	3 457	15 411	10	74	29	3	3	1	—	—	—	—	
62131	Offices of chiropractors	137	1 041	4 677	36	25	9	1	1	—	—	—	—	—	
621310	Offices of chiropractors	137	1 041	4 677	36	25	9	1	1	—	—	—	—	—	
62132	Offices of optometrists	172	1 335	6 048	21	10	7	2	2	—	—	—	—	—	
621320	Offices of optometrists	172	1 335	6 048	21	10	7	2	2	—	—	—	—	—	
6214	Outpatient care centers	249	2 467	13 198	19	10	1	2	6	—	—	—	—	—	
62149	Other outpatient care centers	183	1 941	10 748	12	5	—	2	5	—	—	—	—	—	
6215	Medical & diagnostic laboratories	199	1 602	7 412	14	7	3	—	3	1	—	—	—	—	
62151	Medical & diagnostic laboratories	199	1 602	7 412	14	7	3	—	3	1	—	—	—	—	
621512	Diagnostic imaging centers	117	934	4 496	6	1	2	—	3	—	—	—	—	—	
6216	Home health care services	984	3 816	20 023	29	11	2	2	6	6	2	—	—	—	
62161	Home health care services	984	3 816	20 023	29	11	2	2	6	6	2	—	—	—	
621610	Home health care services	984	3 816	20 023	29	11	2	2	6	6	2	—	—	—	
622	Hospitals	(H)	(D)	(D)	3	1	—	—	—	1	—	—	—	1	
6221	General medical & surgical hospitals	(H)	(D)	(D)	1	—	—	—	—	—	—	—	—	1	
62211	General medical & surgical hospitals	(H)	(D)	(D)	1	—	—	—	—	—	—	—	—	1	
623	Nursing & residential care facilities	1 776	8 144	32 917	47	12	7	5	14	2	6	1	—	—	
6231	Nursing care facilities	1 233	6 062	24 438	14	2	—	—	4	1	6	1	—	—	
62311	Nursing care facilities	1 233	6 062	24 438	14	2	—	—	4	1	6	1	—	—	
623110	Nursing care facilities	1 233	6 062	24 438	14	2	—	—	4	1	6	1	—	—	
6232	Residential mental retardation, health facil	(C)	(D)	(D)	11	2	2	3	4	—	—	—	—	—	
62321	Residential mental retardation facilities	174	570	2 350	9	1	2	3	3	—	—	—	—	—	
623210	Residential mental retardation facilities	174	570	2 350	9	1	2	3	3	—	—	—	—	—	
6233	Community care facilities for the elderly	304	1 157	4 695	17	8	1	1	6	1	—	—	—	—	
62331	Community care facilities for the elderly	304	1 157	4 695	17	8	1	1	6	1	—	—	—	—	
623311	Continuing care retirement communities	112	485	1 754	4	2	—	—	1	1	—	—	—	—	
623312	Homes for the elderly	192	672	2 941	13	6	1	1	5	—	—	—	—	—	
624	Social assistance	(G)	(D)	(D)	103	37	18	24	21	3	—	—	—	—	
6241	Individual & family services	(E)	(D)	(D)	34	19	6	4	4	1	—	—	—	—	
62412	Services for elderly & disabled persons	(C)	(D)	(D)	4	1	—	1	1	1	—	—	—	—	
62419	Other individual & family services	(C)	(D)	(D)	25	17	4	1	3	—	—	—	—	—	
6243	Vocational rehabilitation services	(C)	(D)	(D)	6	2	1	1	1	1	—	—	—	—	
62431	Vocational rehabilitation services	(C)	(D)	(D)	6	2	1	1	1	1	—	—	—	—	
6244	Child day care services	751	2 222	9 957	54	12	11	16	14	1	—	—	—	—	
62441	Child day care services	751	2 222	9 957	54	12	11	16	14	1	—	—	—	—	
624410	Child day care services	751	2 222	9 957	54	12	11	16	14	1	—	—	—	—	

See footnotes at end of table.

**Table 6. Counties—Employees, Payroll, and Establishments by Industry: 2002—Con.**

[Excludes most government employees, railroad employees, and self-employed persons. Size class 1 to 4 includes establishments with payroll, but no employees, during mid-March pay period. (D) denotes figures withheld to avoid disclosing data for individual companies; the data are included in broader industry totals. Detailed industries with 100 or more employees are shown if industry was not a (D). For explanation of terms, abbreviations, and data reliability/comparability, see introductory text]

NAICS code	Industry	Number of employees for week including March 12	Payroll (\$1,000)		Total number of establishments	Number of establishments by employment-size class								
			First quarter	Annual		1 to 4	5 to 9	10 to 19	20 to 49	50 to 99	100 to 249	250 to 499	500 to 999	1,000 or more
<b>NEW HANOVER—Con.</b>														
<b>71</b>	<b>Arts, entertainment &amp; recreation</b> .....	<b>1 295</b>	<b>4 360</b>	<b>20 997</b>	<b>108</b>	<b>52</b>	<b>20</b>	<b>17</b>	<b>16</b>	<b>1</b>	<b>2</b>	—	—	—
713	Amusement, gambling & recreation industries .....	1 125	3 814	18 397	79	35	17	8	16	1	2	—	—	—
7139	Other amusement & recreation industries .....	1 101	3 770	17 716	71	29	15	8	16	1	2	—	—	—
71391	Golf courses & country clubs .....	362	1 785	8 889	9	2	2	—	3	1	1	—	—	—
713910	Golf courses & country clubs .....	362	1 785	8 889	9	2	2	—	3	1	1	—	—	—
71394	Fitness & recreational sports centers .....	480	1 151	5 081	29	12	3	4	9	—	1	—	—	—
713940	Fitness & recreational sports centers .....	480	1 151	5 081	29	12	3	4	9	—	1	—	—	—
71399	All other amusement & recreation industries ..	137	315	1 543	18	8	6	2	2	—	—	—	—	—
713990	All other amusement & recreation industries ..	137	315	1 543	18	8	6	2	2	—	—	—	—	—
<b>72</b>	<b>Accommodation &amp; food services</b> .....	<b>10 118</b>	<b>23 434</b>	<b>108 275</b>	<b>507</b>	<b>137</b>	<b>92</b>	<b>103</b>	<b>130</b>	<b>33</b>	<b>12</b>	—	—	—
721	Accommodation .....	1 203	3 360	17 173	62	19	16	9	14	1	3	—	—	—
7211	Traveler accommodation .....	(G)	(D)	(D)	60	18	15	9	14	1	3	—	—	—
72111	Hotels (exc casino hotels) & motels .....	1 177	3 287	16 786	55	16	12	9	14	1	3	—	—	—
721110	Hotels (exc casino hotels) & motels .....	1 177	3 287	16 786	55	16	12	9	14	1	3	—	—	—
722	Food services & drinking places .....	8 915	20 074	91 102	445	118	76	94	116	32	9	—	—	—
7221	Full-service restaurants .....	4 932	11 338	53 193	193	37	34	36	56	23	7	—	—	—
72211	Full-service restaurants .....	4 932	11 338	53 193	193	37	34	36	56	23	7	—	—	—
722110	Full-service restaurants .....	4 932	11 338	53 193	193	37	34	36	56	23	7	—	—	—
7222	Limited-service eating places .....	3 434	7 441	33 199	200	48	33	52	58	8	1	—	—	—
72221	Limited-service eating places .....	3 434	7 441	33 199	200	48	33	52	58	8	1	—	—	—
722211	Limited-service restaurants .....	2 888	5 991	26 726	158	28	23	45	57	5	—	—	—	—
722212	Cafeterias .....	123	388	1 737	6	2	2	1	—	1	—	—	—	—
722213	Snack & nonalcoholic beverage bars .....	423	1 062	4 736	36	18	8	6	1	2	1	—	—	—
7223	Special food services .....	328	860	3 068	12	8	2	—	—	1	1	—	—	—
72231	Food service contractors .....	312	819	2 843	7	4	1	—	—	1	1	—	—	—
722310	Food service contractors .....	312	819	2 843	7	4	1	—	—	1	1	—	—	—
7224	Drinking places (alcoholic beverages) .....	221	435	1 642	40	25	7	6	2	—	—	—	—	—
72241	Drinking places (alcoholic beverages) .....	221	435	1 642	40	25	7	6	2	—	—	—	—	—
722410	Drinking places (alcoholic beverages) .....	221	435	1 642	40	25	7	6	2	—	—	—	—	—
<b>81</b>	<b>Other services (except public administration)</b> .....	<b>4 028</b>	<b>17 410</b>	<b>71 616</b>	<b>615</b>	<b>391</b>	<b>118</b>	<b>61</b>	<b>36</b>	<b>7</b>	<b>2</b>	—	—	—
811	Repair & maintenance .....	1 227	6 260	25 669	239	162	50	16	10	1	—	—	—	—
8111	Automotive repair & maintenance .....	881	3 905	15 910	156	99	39	10	7	1	—	—	—	—
81111	Automotive mechanical & electrical R&M .....	350	1 914	7 514	95	67	26	1	1	—	—	—	—	—
811111	General automotive repair .....	241	1 266	4 765	69	52	15	1	1	—	—	—	—	—
81112	Automotive body, paint, interior & glass repair .....	217	1 266	5 217	29	15	9	4	—	1	—	—	—	—
811121	Automotive body, paint & interior R&M .....	197	1 152	4 751	20	7	8	4	—	1	—	—	—	—
81119	Other automotive R&M .....	314	725	3 179	32	17	4	5	6	—	—	—	—	—
811192	Car washes .....	212	298	1 274	20	12	1	3	4	—	—	—	—	—
8113	Commercial equipment (exc auto & elec) R&M .....	117	1 228	4 909	22	15	4	2	1	—	—	—	—	—
81131	Commercial equipment (exc auto & elec) R&M .....	117	1 228	4 909	22	15	4	2	1	—	—	—	—	—
811310	Commercial equipment (exc auto & elec) R&M .....	117	1 228	4 909	22	15	4	2	1	—	—	—	—	—
8114	Personal & household goods R&M .....	167	664	2 989	43	34	4	3	2	—	—	—	—	—
812	Personal & laundry services .....	1 137	4 595	18 898	164	102	32	18	9	2	1	—	—	—
8121	Personal care services .....	317	905	3 886	69	46	15	6	1	1	—	—	—	—
81211	Hair, nail & skin care services .....	215	646	2 838	51	37	10	2	1	1	—	—	—	—
812112	Beauty salons .....	210	642	2 817	48	34	10	2	1	1	—	—	—	—
81219	Other personal care services .....	102	259	1 048	18	9	5	4	—	—	—	—	—	—
8122	Death care services .....	113	558	2 293	13	9	1	1	2	—	—	—	—	—
8123	Drycleaning & laundry services .....	538	2 247	9 396	40	17	7	10	4	1	1	—	—	—
81232	Drycleaning & laundry services (exc coin-op) ..	248	827	3 351	25	10	3	8	4	—	—	—	—	—
812320	Drycleaning & laundry services (exc coin-op) ..	248	827	3 351	25	10	3	8	4	—	—	—	—	—
81233	Linen & uniform supply .....	242	1 295	5 620	3	—	—	1	—	1	1	—	—	—
8129	Other personal services .....	169	885	3 323	42	30	9	1	2	—	—	—	—	—
813	Religious, grantmaking, civic, prof & like organizations .....	1 664	6 555	27 049	212	127	36	27	17	4	1	—	—	—
8131	Religious organizations .....	997	3 624	14 432	129	76	19	20	12	2	—	—	—	—
81311	Religious organizations .....	997	3 624	14 432	129	76	19	20	12	2	—	—	—	—
813110	Religious organizations .....	997	3 624	14 432	129	76	19	20	12	2	—	—	—	—
8134	Civic & social organizations .....	325	1 115	4 738	18	8	2	2	4	1	1	—	—	—
81341	Civic & social organizations .....	325	1 115	4 738	18	8	2	2	4	1	1	—	—	—
813410	Civic & social organizations .....	325	1 115	4 738	18	8	2	2	4	1	1	—	—	—
8139	Business, labor, political, like organizations .....	218	1 034	4 595	47	29	13	4	1	—	—	—	—	—
81399	Oth similar organizations (exc business, prof, labor, pol) .....	124	511	2 335	26	17	6	2	1	—	—	—	—	—
813990	Oth similar organizations (exc business, prof, labor, pol) .....	124	511	2 335	26	17	6	2	1	—	—	—	—	—
<b>95</b>	<b>Auxiliaries (exc corporate, subsidiary &amp; regional mgt)</b> .....	<b>92</b>	<b>348</b>	<b>1 415</b>	<b>5</b>	<b>1</b>	<b>1</b>	<b>2</b>	—	<b>1</b>	—	—	—	—
<b>99</b>	<b>Unclassified establishments</b> .....	<b>61</b>	<b>167</b>	<b>703</b>	<b>33</b>	<b>27</b>	<b>5</b>	<b>1</b>	—	—	—	—	—	—

See footnotes at end of table.

**Table 6. Counties—Employees, Payroll, and Establishments by Industry: 2002—Con.**

[Excludes most government employees, railroad employees, and self-employed persons. Size class 1 to 4 includes establishments with payroll, but no employees, during mid-March pay period. (D) denotes figures withheld to avoid disclosing data for individual companies; the data are included in broader industry totals. Detailed industries with 100 or more employees are shown if industry was not a (D). For explanation of terms, abbreviations, and data reliability/comparability, see introductory text]

NAICS code	Industry	Number of employees for week including March 12	Payroll (\$1,000)		Total number of establishments	Number of establishments by employment-size class								
			First quarter	Annual		1 to 4	5 to 9	10 to 19	20 to 49	50 to 99	100 to 249	250 to 499	500 to 999	1,000 or more
<b>NORTHAMPTON</b>														
	<b>Total</b> .....	<b>2 797</b>	<b>15 291</b>	<b>66 149</b>	<b>325</b>	<b>207</b>	<b>59</b>	<b>25</b>	<b>23</b>	<b>6</b>	<b>5</b>	-	-	-
11	<b>Forestry, fishing, hunting, and agriculture support</b> .....	(B)	(D)	(D)	12	9	1	2	-	-	-	-	-	-
21	<b>Mining</b> .....	(A)	(D)	(D)	1	1	-	-	-	-	-	-	-	-
22	<b>Utilities</b> .....	(B)	(D)	(D)	2	1	-	-	-	1	-	-	-	-
23	<b>Construction</b> .....	<b>232</b>	<b>1 220</b>	<b>6 743</b>	<b>34</b>	<b>23</b>	<b>6</b>	<b>1</b>	<b>3</b>	<b>1</b>	-	-	-	-
235	Special trade contractors .....	136	612	2 648	18	11	3	1	3	-	-	-	-	-
31-33	<b>Manufacturing</b> .....	<b>441</b>	<b>4 056</b>	<b>16 772</b>	<b>8</b>	<b>2</b>	<b>1</b>	-	<b>1</b>	<b>1</b>	<b>3</b>	-	-	-
321	Wood product mfg .....	(C)	(D)	(D)	2	-	-	-	-	1	1	-	-	-
3211	Sawmills & wood preservation .....	(C)	(D)	(D)	2	-	-	-	-	1	1	-	-	-
32111	Sawmills & wood preservation .....	(C)	(D)	(D)	2	-	-	-	-	1	1	-	-	-
325	Chemical mfg .....	(C)	(D)	(D)	3	1	-	-	-	-	2	-	-	-
3252	Resin, syn rubber, artf & syn fibers, fil mfg .....	(C)	(D)	(D)	2	-	-	-	-	-	2	-	-	-
32521	Resin & synthetic rubber mfg .....	(C)	(D)	(D)	2	-	-	-	-	-	2	-	-	-
42	<b>Wholesale trade</b> .....	<b>403</b>	<b>2 229</b>	<b>9 131</b>	<b>20</b>	<b>9</b>	<b>5</b>	<b>3</b>	<b>1</b>	<b>1</b>	<b>1</b>	-	-	-
422	Wholesale trade, nondurable goods .....	346	1 853	7 582	11	4	3	1	1	1	1	-	-	-
4224	Grocery & related product whse .....	(C)	(D)	(D)	2	-	-	-	1	-	1	-	-	-
42245	Confectionery whse .....	(C)	(D)	(D)	2	-	-	-	1	-	1	-	-	-
4229	Miscellaneous nondurable goods whse .....	(C)	(D)	(D)	4	1	1	1	-	1	-	-	-	-
42291	Farm supplies whse .....	(C)	(D)	(D)	4	1	1	1	-	1	-	-	-	-
44-45	<b>Retail trade</b> .....	<b>420</b>	<b>1 782</b>	<b>7 537</b>	<b>64</b>	<b>31</b>	<b>19</b>	<b>8</b>	<b>6</b>	-	-	-	-	-
445	Food & beverage stores .....	111	473	1 873	15	9	2	2	2	-	-	-	-	-
447	Gasoline stations .....	133	375	1 661	17	5	6	5	1	-	-	-	-	-
4471	Gasoline stations .....	133	375	1 661	17	5	6	5	1	-	-	-	-	-
44711	Gasoline stations with convenience stores .....	(C)	(D)	(D)	15	5	5	5	-	-	-	-	-	-
48-49	<b>Transportation &amp; warehousing</b> .....	<b>108</b>	<b>667</b>	<b>3 380</b>	<b>33</b>	<b>27</b>	<b>4</b>	<b>1</b>	<b>1</b>	-	-	-	-	-
484	Truck transportation .....	(C)	(D)	(D)	28	22	4	1	1	-	-	-	-	-
51	<b>Information</b> .....	(A)	(D)	(D)	2	2	-	-	-	-	-	-	-	-
52	<b>Finance &amp; insurance</b> .....	(B)	(D)	(D)	9	7	2	-	-	-	-	-	-	-
53	<b>Real estate &amp; rental &amp; leasing</b> .....	(A)	(D)	(D)	6	5	1	-	-	-	-	-	-	-
54	<b>Professional, scientific &amp; technical services</b> .....	<b>48</b>	<b>227</b>	<b>967</b>	<b>19</b>	<b>17</b>	<b>2</b>	-	-	-	-	-	-	-
55	<b>Management of companies &amp; enterprises</b> .....	(A)	(D)	(D)	1	-	-	1	-	-	-	-	-	-
56	<b>Admin, support, waste mgt, remediation services</b> .....	<b>38</b>	<b>76</b>	<b>268</b>	<b>6</b>	<b>3</b>	<b>2</b>	-	<b>1</b>	-	-	-	-	-
61	<b>Educational services</b> .....	(B)	(D)	(D)	1	-	-	-	1	-	-	-	-	-
62	<b>Health care and social assistance</b> .....	<b>575</b>	<b>2 701</b>	<b>11 910</b>	<b>28</b>	<b>7</b>	<b>9</b>	<b>4</b>	<b>5</b>	<b>2</b>	<b>1</b>	-	-	-
623	Nursing & residential care facilities .....	377	1 294	5 432	7	1	-	-	3	2	1	-	-	-
6231	Nursing care facilities .....	(C)	(D)	(D)	2	-	-	-	-	1	1	-	-	-
62311	Nursing care facilities .....	(C)	(D)	(D)	2	-	-	-	-	1	1	-	-	-
6233	Community care facilities for the elderly .....	108	274	1 152	4	1	-	-	3	-	-	-	-	-
62331	Community care facilities for the elderly .....	108	274	1 152	4	1	-	-	3	-	-	-	-	-
624	Social assistance .....	110	594	2 353	11	3	5	2	1	-	-	-	-	-
71	<b>Arts, entertainment &amp; recreation</b> .....	(A)	(D)	(D)	5	4	1	-	-	-	-	-	-	-
72	<b>Accommodation &amp; food services</b> .....	(C)	(D)	(D)	18	10	2	3	3	-	-	-	-	-
722	Food services & drinking places .....	(C)	(D)	(D)	17	9	2	3	3	-	-	-	-	-
81	<b>Other services (except public administration)</b> .....	<b>163</b>	<b>488</b>	<b>1 983</b>	<b>53</b>	<b>46</b>	<b>4</b>	<b>2</b>	<b>1</b>	-	-	-	-	-
99	<b>Unclassified establishments</b> .....	<b>3</b>	<b>6</b>	<b>64</b>	<b>3</b>	<b>3</b>	-	-	-	-	-	-	-	-
<b>ONSLow</b>														
	<b>Total</b> .....	<b>29 166</b>	<b>133 097</b>	<b>560 647</b>	<b>2 552</b>	<b>1 358</b>	<b>516</b>	<b>346</b>	<b>241</b>	<b>63</b>	<b>18</b>	<b>7</b>	<b>3</b>	-
11	<b>Forestry, fishing, hunting, and agriculture support</b> .....	<b>95</b>	<b>612</b>	<b>2 535</b>	<b>16</b>	<b>7</b>	<b>5</b>	<b>4</b>	-	-	-	-	-	-
21	<b>Mining</b> .....	(A)	(D)	(D)	2	-	2	-	-	-	-	-	-	-
22	<b>Utilities</b> .....	<b>228</b>	<b>2 451</b>	<b>9 962</b>	<b>8</b>	<b>4</b>	-	<b>1</b>	<b>2</b>	-	<b>1</b>	-	-	-
221	Utilities .....	228	2 451	9 962	8	4	-	1	2	-	1	-	-	-
2211	Elec pwr generation, transmsn & distribution .....	(C)	(D)	(D)	3	1	-	-	1	-	1	-	-	-
22112	Electric pwr transmsn, control & distribution .....	(C)	(D)	(D)	3	1	-	-	1	-	1	-	-	-

See footnotes at end of table.

**Table 6. Counties—Employees, Payroll, and Establishments by Industry: 2002—Con.**

[Excludes most government employees, railroad employees, and self-employed persons. Size class 1 to 4 includes establishments with payroll, but no employees, during mid-March pay period. (D) denotes figures withheld to avoid disclosing data for individual companies; the data are included in broader industry totals. Detailed industries with 100 or more employees are shown if industry was not a (D). For explanation of terms, abbreviations, and data reliability/comparability, see introductory text]

NAICS code	Industry	Number of employees for week including March 12	Payroll (\$1,000)		Total number of establishments	Number of establishments by employment-size class										
			First quarter	Annual		1 to 4	5 to 9	10 to 19	20 to 49	50 to 99	100 to 249	250 to 499	500 to 999	1,000 or more		
<b>23</b>	<b>ONSLow—Con.</b>															
	<b>Construction</b>	<b>2 581</b>	<b>13 737</b>	<b>57 140</b>	<b>332</b>	<b>213</b>	<b>50</b>	<b>40</b>	<b>19</b>	<b>9</b>	<b>1</b>					
233	Building, developing & general contracting	672	3 889	16 383	119	82	19	12	5		1					
2332	Residential building construction	(E)	(D)	(D)	98	70	16	10	2							
23321	Single-family housing construction	389	1 818	7 992	94	67	16	9	2							
233210	Single-family housing construction	389	1 818	7 992	94	67	16	9	2							
2333	Nonresidential building construction	215	1 659	6 751	14	8	3		2		1					
23332	Commercial & institutional bldg construction	215	1 659	6 751	14	8	3		2		1					
233320	Commercial & institutional bldg construction	215	1 659	6 751	14	8	3		2		1					
234	Heavy construction	167	948	4 215	20	9	4	5	2							
2349	Other heavy construction	115	618	2 711	17	9	3	4	1							
235	Special trade contractors	1 742	8 900	36 542	193	122	27	23	12	9						
2351	Plumbing, heating & AC contractor	554	3 421	14 735	46	29	5	4	5	3						
23511	Plumbing, heating & AC contractor	554	3 421	14 735	46	29	5	4	5	3						
235110	Plumbing, heating & AC contractor	554	3 421	14 735	46	29	5	4	5	3						
2352	Painting & wall covering contractors	237	966	3 814	24	16	3	1	2	2						
23521	Painting & wall covering contractors	237	966	3 814	24	16	3	1	2	2						
235210	Painting & wall covering contractors	237	966	3 814	24	16	3	1	2	2						
2353	Electrical contractors	244	1 397	5 501	28	18	4	3	2	1						
23531	Electrical contractors	244	1 397	5 501	28	18	4	3	2	1						
235310	Electrical contractors	244	1 397	5 501	28	18	4	3	2	1						
2354	Masonry, drywall, insulation, tile contractors	321	1 379	5 447	28	17	2	6		3						
23541	Masonry & stone contractors	272	1 162	4 540	19	11	1	4		3						
235410	Masonry & stone contractors	272	1 162	4 540	19	11	1	4		3						
2357	Concrete contractors	141	806	3 108	14	5	4	3	2							
23571	Concrete contractors	141	806	3 108	14	5	4	3	2							
235710	Concrete contractors	141	806	3 108	14	5	4	3	2							
<b>31-33</b>	<b>Manufacturing</b>	<b>1 438</b>	<b>8 473</b>	<b>33 590</b>	<b>38</b>	<b>20</b>	<b>6</b>	<b>5</b>	<b>2</b>	<b>1</b>	<b>1</b>	<b>3</b>				
311	Food mfg	(F)	(D)	(D)	3	1					1	1				
3116	Animal slaughtering & processing	(E)	(D)	(D)	1							1				
31161	Animal slaughtering & processing	(E)	(D)	(D)	1							1				
3118	Bakeries & tortilla mfg	(C)	(D)	(D)	1						1					
31181	Bread & bakery product mfg	(C)	(D)	(D)	1						1					
333	Machinery mfg	(E)	(D)	(D)	2	1						1				
3339	Other general purpose machinery mfg	(E)	(D)	(D)	1							1				
33391	Pump & compressor mfg	(E)	(D)	(D)	1							1				
336	Transportation equipment mfg	(C)	(D)	(D)	2				1	1						
339	Miscellaneous mfg	(E)	(D)	(D)	7	5	1					1				
3391	Medical equipment & supplies mfg	(E)	(D)	(D)	3	2						1				
33911	Medical equipment & supplies mfg	(E)	(D)	(D)	3	2						1				
<b>42</b>	<b>Wholesale trade</b>	<b>272</b>	<b>1 742</b>	<b>7 021</b>	<b>66</b>	<b>47</b>	<b>12</b>	<b>7</b>								
421	Wholesale trade, durable goods	154	1 137	4 526	37	27	6	4								
422	Wholesale trade, nondurable goods	118	605	2 495	29	20	6	3								
<b>44-45</b>	<b>Retail trade</b>	<b>6 743</b>	<b>29 149</b>	<b>124 385</b>	<b>563</b>	<b>240</b>	<b>164</b>	<b>87</b>	<b>48</b>	<b>18</b>	<b>5</b>		<b>1</b>			
441	Motor vehicle & parts dealers	1 114	7 761	34 200	93	49	15	13	12	4						
4411	Automobile dealers	743	6 016	26 278	50	33	3	2	8	4						
44111	New car dealers	648	5 557	24 250	18	4	1	2	7	4						
441110	New car dealers	648	5 557	24 250	18	4	1	2	7	4						
4413	Automotive parts, accessories & tire stores	292	1 276	5 637	32	11	8	10	3							
44131	Automotive parts, accessories & tire stores	164	545	2 252	19	7	3	8	1							
441310	Automotive parts, accessories & tire stores	164	545	2 252	19	7	3	8	1							
44132	Tire dealers	128	731	3 385	13	4	5	2	2							
441320	Tire dealers	128	731	3 385	13	4	5	2	2							
442	Furniture & home furnishing stores	372	1 832	7 562	23	6	4	8	4	1						
4421	Furniture stores	265	1 393	5 667	13	4	1	4	3	1						
44211	Furniture stores	265	1 393	5 667	13	4	1	4	3	1						
442110	Furniture stores	265	1 393	5 667	13	4	1	4	3	1						
4422	Home furnishings stores	107	439	1 895	10	2	3	4	1							
443	Electronics & appliance stores	167	837	3 314	21	10	7	3		1						
4431	Electronics & appliance stores	167	837	3 314	21	10	7	3		1						
44311	Appliance, TV & all other electronics stores	137	740	2 899	17	10	4	2		1						
443112	Radio, television & other electronics stores	113	649	2 538	12	7	3	1		1						
444	Bldg material & garden equip & supp dealers	497	2 568	10 968	43	17	12	11	2		1					
4441	Building material & supplies dealers	431	2 270	9 759	35	15	8	9	2		1					
44411	Home centers	(D)	(D)	(D)	2											
44419	Other building material dealers	171	1 086	4 456	21	8	5	7	1							
444190	Other building material dealers	171	1 086	4 456	21	8	5	7	1							
445	Food & beverage stores	1 000	3 267	13 661	50	24	3	3	12	8						
4451	Grocery stores	920	2 969	12 309	34	13	1	1	11	8						
44511	Grocery (except convenience) stores	882	2 904	11 900	22	3			11	8						
445110	Grocery (except convenience) stores	882	2 904	11 900	22	3			11	8						
446	Health & personal care stores	292	1 425	6 015	27	10	4	8	5							
4461	Health & personal care stores	292	1 425	6 015	27	10	4	8	5							
44611	Pharmacies & drug stores	227	1 093	4 671	14	2		7	5							
446110	Pharmacies & drug stores	227	1 093	4 671	14	2		7	5							

See footnotes at end of table.

**Table 6. Counties—Employees, Payroll, and Establishments by Industry: 2002—Con.**

[Excludes most government employees, railroad employees, and self-employed persons. Size class 1 to 4 includes establishments with payroll, but no employees, during mid-March pay period. (D) denotes figures withheld to avoid disclosing data for individual companies; the data are included in broader industry totals. Detailed industries with 100 or more employees are shown if industry was not a (D). For explanation of terms, abbreviations, and data reliability/comparability, see introductory text]

NAICS code	Industry	Number of employees for week including March 12	Payroll (\$1,000)		Total number of establishments	Number of establishments by employment-size class								
			First quarter	Annual		1 to 4	5 to 9	10 to 19	20 to 49	50 to 99	100 to 249	250 to 499	500 to 999	1,000 or more
<b>ONSLow—Con.</b>														
<b>44-45 Retail trade—Con.</b>														
447	Gasoline stations .....	457	1 508	8 146	81	33	41	7	—	—	—	—	—	—
4471	Gasoline stations .....	457	1 508	8 146	81	33	41	7	—	—	—	—	—	—
44711	Gasoline stations with convenience stores ...	425	1 389	7 730	73	28	38	7	—	—	—	—	—	—
447110	Gasoline stations with convenience stores .	425	1 389	7 730	73	28	38	7	—	—	—	—	—	—
448	Clothing & clothing accessories stores .....	717	1 908	7 963	77	26	29	14	7	1	—	—	—	—
4481	Clothing stores .....	555	1 205	5 290	52	19	16	9	7	1	—	—	—	—
44812	Women's clothing stores .....	122	290	1 092	20	8	8	4	—	—	—	—	—	—
448120	Women's clothing stores .....	122	290	1 092	20	8	8	4	—	—	—	—	—	—
44814	Family clothing stores .....	216	478	2 281	11	3	—	2	6	—	—	—	—	—
448140	Family clothing stores .....	216	478	2 281	11	3	—	2	6	—	—	—	—	—
451	Sporting goods, hobby, book & music stores .....	225	710	2 998	26	11	7	5	3	—	—	—	—	—
4511	Sporting goods, hobby, musical instrument stores .....	135	469	2 068	18	10	4	2	2	—	—	—	—	—
452	General merchandise stores .....	1 435	5 489	21 807	32	4	15	4	1	3	4	—	1	—
4521	Department stores .....	1 132	4 442	17 456	7	—	—	—	—	3	3	—	1	—
45211	Department stores .....	1 132	4 442	17 456	7	—	—	—	—	3	3	—	1	—
452110	Department stores .....	1 132	4 442	17 456	7	—	—	—	—	3	3	—	1	—
4529	Other general merchandise stores .....	303	1 047	4 351	25	4	15	4	1	—	1	—	—	—
45291	Warehouse clubs & superstores .....	(C)	(D)	(D)	1	—	—	—	—	—	1	—	—	—
45299	All other general merchandise stores .....	(C)	(D)	(D)	24	4	15	4	1	—	—	—	—	—
453	Miscellaneous store retailers .....	402	1 478	6 542	78	44	24	8	2	—	—	—	—	—
4532	Office supplies, stationery & gift stores .....	130	388	1 529	21	11	6	3	1	—	—	—	—	—
4539	Other miscellaneous store retailers .....	163	747	3 682	29	15	10	3	1	—	—	—	—	—
<b>48-49</b>	<b>Transportation &amp; warehousing .....</b>	<b>475</b>	<b>2 675</b>	<b>11 150</b>	<b>81</b>	<b>50</b>	<b>18</b>	<b>7</b>	<b>5</b>	<b>1</b>	—	—	—	—
484	Truck transportation .....	398	2 203	9 070	57	30	16	6	4	1	—	—	—	—
4841	General freight trucking .....	141	1 127	4 141	18	11	4	1	1	1	—	—	—	—
4842	Specialized freight trucking .....	257	1 076	4 929	39	19	12	5	3	—	—	—	—	—
48421	Used household & office goods moving .....	143	531	2 505	14	2	7	3	2	—	—	—	—	—
484210	Used household & office goods moving .....	143	531	2 505	14	2	7	3	2	—	—	—	—	—
48422	Specialized freight (exc used) trucking, local ..	108	528	2 305	20	12	5	2	1	—	—	—	—	—
484220	Specialized freight (exc used) trucking, local ..	108	528	2 305	20	12	5	2	1	—	—	—	—	—
<b>51</b>	<b>Information .....</b>	<b>1 121</b>	<b>6 292</b>	<b>25 463</b>	<b>39</b>	<b>17</b>	<b>9</b>	<b>5</b>	<b>4</b>	<b>2</b>	—	<b>2</b>	—	—
511	Publishing industries .....	784	3 672	15 233	7	3	1	—	—	1	—	2	—	—
5111	Newspaper, periodical, book, database publishers .....	(F)	(D)	(D)	6	2	1	—	—	1	—	2	—	—
51111	Newspaper publishers .....	(E)	(D)	(D)	3	1	1	—	—	—	—	1	—	—
51114	Database and directory publishers .....	(E)	(D)	(D)	2	—	—	—	—	1	—	1	—	—
513	Broadcasting & telecommunications .....	255	2 452	9 536	23	9	7	4	2	1	—	—	—	—
5133	Telecommunications .....	144	1 584	5 831	13	6	3	2	1	1	—	—	—	—
51331	Wired telecommunications carriers .....	113	1 320	4 911	10	5	2	2	—	1	—	—	—	—
513310	Wired telecommunications carriers .....	113	1 320	4 911	10	5	2	2	—	1	—	—	—	—
<b>52</b>	<b>Finance &amp; insurance .....</b>	<b>939</b>	<b>6 438</b>	<b>26 848</b>	<b>144</b>	<b>86</b>	<b>36</b>	<b>12</b>	<b>9</b>	<b>1</b>	—	—	—	—
522	Credit intermediation & related activities .....	699	4 713	19 786	76	29	27	12	7	1	—	—	—	—
5221	Depository credit intermediation .....	561	3 699	15 223	40	5	17	10	7	1	—	—	—	—
52211	Commercial banking .....	218	1 712	6 678	23	4	13	4	2	—	—	—	—	—
522110	Commercial banking .....	218	1 712	6 678	23	4	13	4	2	—	—	—	—	—
52213	Credit unions .....	313	1 727	7 468	13	—	2	5	5	1	—	—	—	—
522130	Credit unions .....	313	1 727	7 468	13	—	2	5	5	1	—	—	—	—
5222	Nondepository credit intermediation .....	118	889	3 944	23	11	10	2	—	—	—	—	—	—
52229	Other nondepository credit intermediation ....	(C)	(D)	(D)	21	9	10	2	—	—	—	—	—	—
524	Insurance carriers & related activities .....	188	1 442	5 796	51	44	5	—	2	—	—	—	—	—
5242	Agencies & other insurance related activities ...	(C)	(D)	(D)	42	35	5	—	2	—	—	—	—	—
52421	Insurance agencies & brokerages .....	129	970	3 858	39	34	4	—	1	—	—	—	—	—
524210	Insurance agencies & brokerages .....	129	970	3 858	39	34	4	—	1	—	—	—	—	—
<b>53</b>	<b>Real estate &amp; rental &amp; leasing .....</b>	<b>599</b>	<b>2 701</b>	<b>11 747</b>	<b>137</b>	<b>95</b>	<b>25</b>	<b>16</b>	<b>1</b>	—	—	—	—	—
531	Real estate .....	392	1 826	7 855	107	82	16	8	1	—	—	—	—	—
5311	Lessors of real estate .....	189	805	3 494	47	37	5	4	1	—	—	—	—	—
5312	Offices of real estate agents & brokers .....	136	576	2 648	33	23	6	4	—	—	—	—	—	—
53121	Offices of real estate agents & brokers .....	136	576	2 648	33	23	6	4	—	—	—	—	—	—
531210	Offices of real estate agents & brokers .....	136	576	2 648	33	23	6	4	—	—	—	—	—	—
532	Rental & leasing services .....	207	875	3 892	30	13	9	8	—	—	—	—	—	—
5322	Consumer goods rental .....	(C)	(D)	(D)	13	6	2	5	—	—	—	—	—	—

See footnotes at end of table.



**Table 6. Counties—Employees, Payroll, and Establishments by Industry: 2002—Con.**

[Excludes most government employees, railroad employees, and self-employed persons. Size class 1 to 4 includes establishments with payroll, but no employees, during mid-March pay period. (D) denotes figures withheld to avoid disclosing data for individual companies; the data are included in broader industry totals. Detailed industries with 100 or more employees are shown if industry was not a (D). For explanation of terms, abbreviations, and data reliability/comparability, see introductory text]

NAICS code	Industry	Number of employees for week including March 12	Payroll (\$1,000)		Total number of establishments	Number of establishments by employment-size class								
			First quarter	Annual		1 to 4	5 to 9	10 to 19	20 to 49	50 to 99	100 to 249	250 to 499	500 to 999	1,000 or more
<b>ONSLow—Con.</b>														
<b>54</b>	<b>Professional, scientific &amp; technical services</b>	<b>961</b>	<b>5 974</b>	<b>24 566</b>	<b>175</b>	<b>106</b>	<b>43</b>	<b>17</b>	<b>8</b>	<b>1</b>	—	—	—	—
541	Professional, scientific & technical services	961	5 974	24 566	175	106	43	17	8	1	—	—	—	—
5411	Legal services	283	2 070	8 738	51	33	11	5	1	1	—	—	—	—
54111	Offices of lawyers	275	2 030	8 523	48	30	11	5	1	1	—	—	—	—
541110	Offices of lawyers	275	2 030	8 523	48	30	11	5	1	1	—	—	—	—
5412	Accounting, tax prep, bookkeep, payroll services	258	915	3 183	41	20	13	6	2	—	—	—	—	—
54121	Accounting, tax prep, bookkeep, payroll services	258	915	3 183	41	20	13	6	2	—	—	—	—	—
541213	Tax preparation services	164	453	1 125	15	4	4	5	2	—	—	—	—	—
5413	Architectural, engineering & related services	113	619	2 673	26	19	4	2	1	—	—	—	—	—
5415	Computer systems design & related services	104	1 155	4 961	13	7	3	1	2	—	—	—	—	—
54151	Computer systems design & related services	104	1 155	4 961	13	7	3	1	2	—	—	—	—	—
5419	Oth professional, scientific, technical services	149	767	3 154	22	9	9	2	2	—	—	—	—	—
<b>55</b>	<b>Management of companies &amp; enterprises</b>	<b>126</b>	<b>945</b>	<b>3 897</b>	<b>8</b>	<b>3</b>	<b>2</b>	<b>1</b>	<b>1</b>	<b>1</b>	—	—	—	—
551	Management of companies & enterprises	126	945	3 897	8	3	2	1	1	1	—	—	—	—
5511	Management of companies & enterprises	126	945	3 897	8	3	2	1	1	1	—	—	—	—
55111	Management of companies & enterprises	126	945	3 897	8	3	2	1	1	1	—	—	—	—
<b>56</b>	<b>Admin, support, waste mgt, remediation services</b>	<b>1 766</b>	<b>6 890</b>	<b>28 005</b>	<b>109</b>	<b>72</b>	<b>13</b>	<b>10</b>	<b>10</b>	<b>1</b>	<b>2</b>	—	<b>1</b>	—
561	Administrative & support services	1 614	5 828	24 149	96	66	13	5	8	1	2	—	1	—
5613	Employment services	351	912	3 167	5	1	—	—	2	1	1	—	—	—
56132	Temporary help services	(E)	(D)	(D)	4	1	—	—	1	1	1	—	—	—
5614	Business support services	(F)	(D)	(D)	8	3	2	1	—	—	1	—	1	—
56142	Telephone call centers	(F)	(D)	(D)	2	—	—	—	—	—	1	—	1	—
5617	Services to buildings & dwellings	229	872	4 217	59	46	6	4	3	—	—	—	—	—
562	Waste management & remediation services	152	1 062	3 856	13	6	—	5	2	—	—	—	—	—
<b>61</b>	<b>Educational services</b>	<b>135</b>	<b>441</b>	<b>1 611</b>	<b>18</b>	<b>8</b>	<b>6</b>	<b>2</b>	<b>2</b>	—	—	—	—	—
611	Educational services	135	441	1 611	18	8	6	2	2	—	—	—	—	—
<b>62</b>	<b>Health care and social assistance</b>	<b>4 265</b>	<b>26 987</b>	<b>116 765</b>	<b>213</b>	<b>83</b>	<b>41</b>	<b>49</b>	<b>30</b>	<b>3</b>	<b>4</b>	<b>2</b>	<b>1</b>	—
621	Ambulatory health care services	1 489	10 584	48 492	149	62	37	28	19	2	1	—	—	—
6211	Offices of physicians	547	5 196	24 949	63	27	19	9	8	—	—	—	—	—
62111	Offices of physicians	547	5 196	24 949	63	27	19	9	8	—	—	—	—	—
6212	Offices of dentists	300	2 291	10 116	34	8	14	8	4	—	—	—	—	—
62121	Offices of dentists	300	2 291	10 116	34	8	14	8	4	—	—	—	—	—
621210	Offices of dentists	300	2 291	10 116	34	8	14	8	4	—	—	—	—	—
6213	Offices of other health practitioners	212	1 205	5 466	35	24	3	7	—	1	—	—	—	—
6216	Home health care services	327	1 193	4 999	8	—	—	2	4	1	1	—	—	—
62161	Home health care services	327	1 193	4 999	8	—	—	2	4	1	1	—	—	—
621610	Home health care services	327	1 193	4 999	8	—	—	2	4	1	1	—	—	—
622	Hospitals	1 456	11 910	48 991	3	—	—	—	—	—	1	1	1	—
6221	General medical & surgical hospitals	(G)	(D)	(D)	2	—	—	—	—	—	—	1	1	—
62211	General medical & surgical hospitals	(G)	(D)	(D)	2	—	—	—	—	—	—	1	1	—
6222	Psychiatric & substance abuse hospitals	(C)	(D)	(D)	1	—	—	—	—	—	1	—	—	—
62221	Psychiatric & substance abuse hospitals	(C)	(D)	(D)	1	—	—	—	—	—	1	—	—	—
623	Nursing & residential care facilities	621	2 305	9 062	20	4	1	5	7	1	2	—	—	—
6231	Nursing care facilities	(E)	(D)	(D)	4	—	—	—	2	—	2	—	—	—
62311	Nursing care facilities	(E)	(D)	(D)	4	—	—	—	2	—	2	—	—	—
6232	Residential mental retardation, health facil	136	522	1 874	9	2	—	5	2	—	—	—	—	—
62321	Residential mental retardation facilities	136	522	1 874	9	2	—	5	2	—	—	—	—	—
623210	Residential mental retardation facilities	136	522	1 874	9	2	—	5	2	—	—	—	—	—
6233	Community care facilities for the elderly	(C)	(D)	(D)	6	1	1	—	3	1	—	—	—	—
62331	Community care facilities for the elderly	(C)	(D)	(D)	6	1	1	—	3	1	—	—	—	—
624	Social assistance	699	2 188	10 220	41	17	3	16	4	—	—	1	—	—
6243	Vocational rehabilitation services	(E)	(D)	(D)	2	1	—	—	—	—	—	1	—	—
62431	Vocational rehabilitation services	(E)	(D)	(D)	2	1	—	—	—	—	—	1	—	—
6244	Child day care services	281	757	3 225	24	7	2	11	4	—	—	—	—	—
62441	Child day care services	281	757	3 225	24	7	2	11	4	—	—	—	—	—
624410	Child day care services	281	757	3 225	24	7	2	11	4	—	—	—	—	—
<b>71</b>	<b>Arts, entertainment &amp; recreation</b>	<b>328</b>	<b>832</b>	<b>4 080</b>	<b>33</b>	<b>18</b>	<b>4</b>	<b>5</b>	<b>6</b>	—	—	—	—	—
713	Amusement, gambling & recreation industries	325	805	3 957	30	15	4	5	6	—	—	—	—	—
7139	Other amusement & recreation industries	302	754	3 746	21	8	2	5	6	—	—	—	—	—
71391	Golf courses & country clubs	113	374	2 048	5	1	—	1	3	—	—	—	—	—
713910	Golf courses & country clubs	113	374	2 048	5	1	—	1	3	—	—	—	—	—
71394	Fitness & recreational sports centers	133	192	889	8	3	—	2	3	—	—	—	—	—
713940	Fitness & recreational sports centers	133	192	889	8	3	—	2	3	—	—	—	—	—

See footnotes at end of table.

**Table 6. Counties—Employees, Payroll, and Establishments by Industry: 2002—Con.**

[Excludes most government employees, railroad employees, and self-employed persons. Size class 1 to 4 includes establishments with payroll, but no employees, during mid-March pay period. (D) denotes figures withheld to avoid disclosing data for individual companies; the data are included in broader industry totals. Detailed industries with 100 or more employees are shown if industry was not a (D). For explanation of terms, abbreviations, and data reliability/comparability, see introductory text]

NAICS code	Industry	Number of employees for week including March 12	Payroll (\$1,000)		Total number of establishments	Number of establishments by employment-size class								
			First quarter	Annual		1 to 4	5 to 9	10 to 19	20 to 49	50 to 99	100 to 249	250 to 499	500 to 999	1,000 or more
<b>ONSLOW—Con.</b>														
<b>72</b>	<b>Accommodation &amp; food services</b>	<b>5 317</b>	<b>10 478</b>	<b>45 812</b>	<b>255</b>	<b>81</b>	<b>22</b>	<b>44</b>	<b>82</b>	<b>23</b>	<b>3</b>			
721	Accommodation	369	974	4 412	32	16	—	8	7	1	—	—	—	—
7211	Traveler accommodation	(E)	(D)	(D)	24	11	—	6	7	—	—	—	—	—
72111	Hotels (exc casino hotels) & motels	274	635	3 102	23	10	—	6	7	—	—	—	—	—
721110	Hotels (exc casino hotels) & motels	274	635	3 102	23	10	—	6	7	—	—	—	—	—
722	Food services & drinking places	4 948	9 504	41 400	223	65	22	36	75	22	3	—	—	—
7221	Full-service restaurants	1 940	4 148	18 434	80	24	8	15	22	8	3	—	—	—
72211	Full-service restaurants	1 940	4 148	18 434	80	24	8	15	22	8	3	—	—	—
722110	Full-service restaurants	1 940	4 148	18 434	80	24	8	15	22	8	3	—	—	—
7222	Limited-service eating places	2 736	4 864	21 032	103	16	8	16	49	14	—	—	—	—
72221	Limited-service eating places	2 736	4 864	21 032	103	16	8	16	49	14	—	—	—	—
722211	Limited-service restaurants	2 552	4 527	19 578	94	14	7	14	46	13	—	—	—	—
7224	Drinking places (alcoholic beverages)	238	428	1 663	36	22	6	5	3	—	—	—	—	—
72241	Drinking places (alcoholic beverages)	238	428	1 663	36	22	6	5	3	—	—	—	—	—
722410	Drinking places (alcoholic beverages)	238	428	1 663	36	22	6	5	3	—	—	—	—	—
<b>81</b>	<b>Other services (except public administration)</b>	<b>1 748</b>	<b>6 173</b>	<b>25 627</b>	<b>304</b>	<b>198</b>	<b>58</b>	<b>33</b>	<b>12</b>	<b>2</b>	<b>1</b>			
811	Repair & maintenance	550	2 489	10 102	110	71	25	10	4	—	—	—	—	—
8111	Automotive repair & maintenance	460	2 006	8 086	89	54	24	8	3	—	—	—	—	—
81111	Automotive mechanical & electrical R&M	256	1 205	4 887	57	36	15	5	1	—	—	—	—	—
811111	General automotive repair	190	874	3 487	46	33	8	4	1	—	—	—	—	—
811119	Other automotive R&M	115	298	1 206	11	5	2	2	2	—	—	—	—	—
812	Personal & laundry services	481	1 592	6 844	83	56	9	13	5	—	—	—	—	—
8121	Personal care services	213	692	2 911	40	27	5	6	2	—	—	—	—	—
81211	Hair, nail & skin care services	171	596	2 517	33	22	5	4	2	—	—	—	—	—
812112	Beauty salons	162	572	2 411	27	16	5	4	2	—	—	—	—	—
8123	Drycleaning & laundry services	(C)	(D)	(D)	24	14	3	5	2	—	—	—	—	—
81232	Drycleaning & laundry services (exc coin-op)	142	422	1 755	19	11	2	5	1	—	—	—	—	—
812320	Drycleaning & laundry services (exc coin-op)	142	422	1 755	19	11	2	5	1	—	—	—	—	—
813	Religious, grantmaking, civic, prof & like organizations	717	2 092	8 681	111	71	24	10	3	2	1	—	—	—
8131	Religious organizations	618	1 757	7 300	88	57	19	6	3	2	1	—	—	—
81311	Religious organizations	618	1 757	7 300	88	57	19	6	3	2	1	—	—	—
813110	Religious organizations	618	1 757	7 300	88	57	19	6	3	2	1	—	—	—
<b>99</b>	<b>Unclassified establishments</b>	<b>(A)</b>	<b>(D)</b>	<b>(D)</b>	<b>11</b>	<b>10</b>	<b>—</b>	<b>1</b>	<b>—</b>	<b>—</b>	<b>—</b>	<b>—</b>	<b>—</b>	<b>—</b>
<b>ORANGE</b>														
	<b>Total</b>	<b>35 807</b>	<b>271 247</b>	<b>1 096 704</b>	<b>2 953</b>	<b>1 734</b>	<b>541</b>	<b>348</b>	<b>234</b>	<b>62</b>	<b>23</b>	<b>8</b>	<b>1</b>	<b>2</b>
<b>11</b>	<b>Forestry, fishing, hunting, and agriculture support</b>	<b>20</b>	<b>95</b>	<b>452</b>	<b>8</b>	<b>7</b>	<b>—</b>	<b>1</b>	<b>—</b>	<b>—</b>	<b>—</b>	<b>—</b>	<b>—</b>	<b>—</b>
<b>21</b>	<b>Mining</b>	<b>41</b>	<b>327</b>	<b>1 606</b>	<b>3</b>	<b>—</b>	<b>1</b>	<b>2</b>	<b>—</b>	<b>—</b>	<b>—</b>	<b>—</b>	<b>—</b>	<b>—</b>
<b>22</b>	<b>Utilities</b>	<b>212</b>	<b>2 572</b>	<b>13 711</b>	<b>5</b>	<b>1</b>	<b>—</b>	<b>—</b>	<b>2</b>	<b>2</b>	<b>—</b>	<b>—</b>	<b>—</b>	<b>—</b>
221	Utilities	212	2 572	13 711	5	1	—	—	2	2	—	—	—	—
2211	Elec pwr generation, transmsn & distribution	(C)	(D)	(D)	4	1	—	—	1	2	—	—	—	—
22112	Electric pwr transmsn, control & distribution	(C)	(D)	(D)	3	—	—	—	1	2	—	—	—	—
<b>23</b>	<b>Construction</b>	<b>1 706</b>	<b>13 074</b>	<b>54 337</b>	<b>340</b>	<b>230</b>	<b>66</b>	<b>30</b>	<b>11</b>	<b>3</b>	<b>—</b>	<b>—</b>	<b>—</b>	<b>—</b>
233	Building, developing & general contracting	647	5 551	23 545	161	115	34	7	4	1	—	—	—	—
2332	Residential building construction	(E)	(D)	(D)	135	98	31	5	1	—	—	—	—	—
23321	Single-family housing construction	441	3 483	14 863	134	97	31	5	1	—	—	—	—	—
233210	Single-family housing construction	441	3 483	14 863	134	97	31	5	1	—	—	—	—	—
2333	Nonresidential building construction	157	1 388	6 004	8	3	1	—	3	1	—	—	—	—
23332	Commercial & institutional bldg construction	157	1 388	6 004	8	3	1	—	3	1	—	—	—	—
233320	Commercial & institutional bldg construction	157	1 388	6 004	8	3	1	—	3	1	—	—	—	—
234	Heavy construction	135	846	3 608	13	6	2	3	2	—	—	—	—	—
235	Special trade contractors	924	6 677	27 184	166	109	30	20	5	2	—	—	—	—
2351	Plumbing, heating & AC contractor	231	1 760	7 430	43	30	4	7	2	—	—	—	—	—
23511	Plumbing, heating & AC contractor	231	1 760	7 430	43	30	4	7	2	—	—	—	—	—
235110	Plumbing, heating & AC contractor	231	1 760	7 430	43	30	4	7	2	—	—	—	—	—
2353	Electrical contractors	213	2 306	8 542	27	20	3	1	1	2	—	—	—	—
23531	Electrical contractors	213	2 306	8 542	27	20	3	1	1	2	—	—	—	—
235310	Electrical contractors	213	2 306	8 542	27	20	3	1	1	2	—	—	—	—
2354	Masonry, drywall, insulation, tile contractors	127	671	2 904	17	6	7	3	1	—	—	—	—	—
2355	Carpentry & floor contractors	108	506	2 142	29	20	6	3	—	—	—	—	—	—
2359	Other special trade contractors	141	951	3 860	25	16	5	3	1	—	—	—	—	—
<b>31-33</b>	<b>Manufacturing</b>	<b>836</b>	<b>7 340</b>	<b>29 292</b>	<b>65</b>	<b>31</b>	<b>12</b>	<b>10</b>	<b>7</b>	<b>5</b>	<b>—</b>	<b>—</b>	<b>—</b>	<b>—</b>
323	Printing & related support activities	177	1 401	5 686	10	3	4	1	—	2	—	—	—	—
3231	Printing & related support activities	177	1 401	5 686	10	3	4	1	—	2	—	—	—	—
32311	Printing	177	1 401	5 686	10	3	4	1	—	2	—	—	—	—
334	Computer & electronic product mfg	120	1 756	6 209	9	4	1	2	2	—	—	—	—	—
337	Furniture & related product mfg	125	1 056	4 303	6	—	1	3	1	1	—	—	—	—
<b>42</b>	<b>Wholesale trade</b>	<b>464</b>	<b>5 088</b>	<b>21 712</b>	<b>86</b>	<b>62</b>	<b>13</b>	<b>5</b>	<b>6</b>	<b>—</b>	<b>—</b>	<b>—</b>	<b>—</b>	<b>—</b>
421	Wholesale trade, durable goods	342	4 101	17 870	62	45	8	4	5	—	—	—	—	—
422	Wholesale trade, nondurable goods	122	987	3 842	24	17	5	1	1	—	—	—	—	—

See footnotes at end of table.

**Table 6. Counties—Employees, Payroll, and Establishments by Industry: 2002—Con.**

[Excludes most government employees, railroad employees, and self-employed persons. Size class 1 to 4 includes establishments with payroll, but no employees, during mid-March pay period. (D) denotes figures withheld to avoid disclosing data for individual companies; the data are included in broader industry totals. Detailed industries with 100 or more employees are shown if industry was not a (D). For explanation of terms, abbreviations, and data reliability/comparability, see introductory text]

NAICS code	Industry	Number of employees for week including March 12	Payroll (\$1,000)		Total number of establishments	Number of establishments by employment-size class									
			First quarter	Annual		1 to 4	5 to 9	10 to 19	20 to 49	50 to 99	100 to 249	250 to 499	500 to 999	1,000 or more	
<b>ORANGE—Con.</b>															
<b>44-45</b>	<b>Retail trade</b>	<b>6 430</b>	<b>32 906</b>	<b>134 846</b>	<b>427</b>	<b>176</b>	<b>119</b>	<b>76</b>	<b>34</b>	<b>10</b>	<b>9</b>	<b>3</b>	—	—	
441	Motor vehicle & parts dealers	615	5 418	22 046	35	8	11	11	3	1	1	—	—	—	
4411	Automobile dealers	(E)	(D)	(D)	8	2	—	2	2	1	1	—	—	—	
44111	New car dealers	386	3 983	15 946	7	1	—	2	2	1	1	—	—	—	
441110	New car dealers	386	3 983	15 946	7	1	—	2	2	1	1	—	—	—	
4413	Automotive parts, accessories & tire stores	210	1 331	5 734	21	2	9	9	1	—	—	—	—	—	
44132	Tire dealers	129	854	3 913	13	1	6	6	—	—	—	—	—	—	
441320	Tire dealers	129	854	3 913	13	1	6	6	—	—	—	—	—	—	
442	Furniture & home furnishing stores	190	1 021	4 653	31	17	10	3	1	—	—	—	—	—	
4421	Furniture stores	121	738	3 486	17	10	4	2	1	—	—	—	—	—	
44211	Furniture stores	121	738	3 486	17	10	4	2	1	—	—	—	—	—	
442110	Furniture stores	121	738	3 486	17	10	4	2	1	—	—	—	—	—	
443	Electronics & appliance stores	120	755	3 214	19	6	9	4	—	—	—	—	—	—	
4431	Electronics & appliance stores	120	755	3 214	19	6	9	4	—	—	—	—	—	—	
444	Bldg material & garden equip & supp dealers	548	3 584	14 056	36	13	11	7	3	1	1	—	—	—	
4441	Building material & supplies dealers	456	3 193	12 408	22	6	8	3	3	1	1	—	—	—	
44411	Home centers	(C)	(D)	(D)	2	—	1	—	—	—	1	—	—	—	
44419	Other building material dealers	232	1 965	7 229	13	4	4	1	3	1	—	—	—	—	
444190	Other building material dealers	232	1 965	7 229	13	4	4	1	3	1	—	—	—	—	
445	Food & beverage stores	1 657	7 290	31 138	51	24	5	6	5	5	5	1	—	—	
4451	Grocery stores	1 519	6 810	29 121	32	13	3	1	4	5	5	1	—	—	
44511	Grocery (except convenience) stores	1 411	6 428	27 401	21	5	1	1	4	4	5	1	—	—	
445110	Grocery (except convenience) stores	1 411	6 428	27 401	21	5	1	1	4	4	5	1	—	—	
44512	Convenience stores	108	382	1 720	11	8	2	—	—	—	—	—	—	—	
445120	Convenience stores	108	382	1 720	11	8	2	—	—	—	—	—	—	—	
4452	Specialty food stores	103	280	1 227	9	3	1	4	1	—	—	—	—	—	
446	Health & personal care stores	622	2 521	9 644	37	14	6	3	13	—	1	—	—	—	
4461	Health & personal care stores	622	2 521	9 644	37	14	6	3	13	—	1	—	—	—	
44611	Pharmacies & drug stores	374	1 339	5 516	18	4	2	1	11	—	—	—	—	—	
446110	Pharmacies & drug stores	374	1 339	5 516	18	4	2	1	11	—	—	—	—	—	
44619	Other health & personal care stores	206	969	3 380	10	4	3	—	2	—	1	—	—	—	
447	Gasoline stations	272	1 017	4 166	46	15	24	7	—	—	—	—	—	—	
4471	Gasoline stations	272	1 017	4 166	46	15	24	7	—	—	—	—	—	—	
44711	Gasoline stations with convenience stores	214	753	3 152	36	11	20	5	—	—	—	—	—	—	
447110	Gasoline stations with convenience stores	214	753	3 152	36	11	20	5	—	—	—	—	—	—	
448	Clothing & clothing accessories stores	367	1 166	4 935	51	21	17	11	2	—	—	—	—	—	
4481	Clothing stores	273	808	3 387	32	12	9	9	2	—	—	—	—	—	
44812	Women's clothing stores	144	401	1 533	17	7	5	4	1	—	—	—	—	—	
448120	Women's clothing stores	144	401	1 533	17	7	5	4	1	—	—	—	—	—	
451	Sporting goods, hobby, book & music stores	289	849	3 869	34	14	9	9	1	1	—	—	—	—	
4511	Sporting goods, hobby, musical instrument stores	218	578	2 391	22	7	6	8	—	1	—	—	—	—	
45111	Sporting goods stores	134	405	1 664	9	2	1	5	—	1	—	—	—	—	
451110	Sporting goods stores	134	405	1 664	9	2	1	5	—	1	—	—	—	—	
452	General merchandise stores	378	1 464	5 904	10	2	1	4	1	1	1	—	—	—	
4521	Department stores	(E)	(D)	(D)	3	1	—	—	—	1	1	—	—	—	
45211	Department stores	(E)	(D)	(D)	3	1	—	—	—	1	1	—	—	—	
453	Miscellaneous store retailers	341	1 146	4 953	52	30	9	9	4	—	—	—	—	—	
4532	Office supplies, stationery & gift stores	106	238	1 021	17	13	—	2	2	—	—	—	—	—	
4533	Used merchandise stores	102	332	1 481	14	7	2	4	1	—	—	—	—	—	
45331	Used merchandise stores	102	332	1 481	14	7	2	4	1	—	—	—	—	—	
453310	Used merchandise stores	102	332	1 481	14	7	2	4	1	—	—	—	—	—	
454	Nonstore retailers	1 031	6 675	26 268	25	12	7	2	1	1	—	2	—	—	
4541	Electronic shopping & mail-order houses	968	6 213	24 437	11	4	2	1	1	1	—	2	—	—	
45411	Electronic shopping & mail-order houses	968	6 213	24 437	11	4	2	1	1	1	—	2	—	—	
454110	Electronic shopping & mail-order houses	968	6 213	24 437	11	4	2	1	1	1	—	2	—	—	
<b>48-49</b>	<b>Transportation &amp; warehousing</b>	<b>65</b>	<b>293</b>	<b>1 170</b>	<b>26</b>	<b>23</b>	<b>2</b>	<b>1</b>	—	—	—	—	—	—	
<b>51</b>	<b>Information</b>	<b>765</b>	<b>7 203</b>	<b>31 354</b>	<b>73</b>	<b>43</b>	<b>10</b>	<b>10</b>	<b>4</b>	<b>6</b>	—	—	—	—	
511	Publishing industries	405	3 785	16 235	36	23	3	4	2	4	—	—	—	—	
5111	Newspaper, periodical, book, database publishers	356	2 457	10 689	26	16	1	4	1	4	—	—	—	—	
51111	Newspaper publishers	190	862	3 812	5	1	—	1	—	3	—	—	—	—	
511110	Newspaper publishers	190	862	3 812	5	1	—	1	—	3	—	—	—	—	
51113	Book publishers	136	1 383	5 997	12	7	1	2	1	1	—	—	—	—	
511130	Book publishers	136	1 383	5 997	12	7	1	2	1	1	—	—	—	—	
512	Motion picture & sound recording industries	115	816	4 557	16	9	3	3	1	—	—	—	—	—	
513	Broadcasting & telecommunications	145	1 540	5 532	11	2	4	3	1	1	—	—	—	—	
5133	Telecommunications	103	1 162	4 026	8	1	4	2	—	1	—	—	—	—	
514	Information & data processing services	100	1 062	5 030	10	9	—	—	—	1	—	—	—	—	

See footnotes at end of table.

**Table 6. Counties—Employees, Payroll, and Establishments by Industry: 2002—Con.**

[Excludes most government employees, railroad employees, and self-employed persons. Size class 1 to 4 includes establishments with payroll, but no employees, during mid-March pay period. (D) denotes figures withheld to avoid disclosing data for individual companies; the data are included in broader industry totals. Detailed industries with 100 or more employees are shown if industry was not a (D). For explanation of terms, abbreviations, and data reliability/comparability, see introductory text]

NAICS code	Industry	Number of employees for week including March 12	Payroll (\$1,000)		Total number of establishments	Number of establishments by employment-size class								
			First quarter	Annual		1 to 4	5 to 9	10 to 19	20 to 49	50 to 99	100 to 249	250 to 499	500 to 999	1,000 or more
<b>ORANGE—Con.</b>														
<b>52</b>	<b>Finance &amp; insurance</b> .....	<b>2 602</b>	<b>39 315</b>	<b>132 839</b>	<b>150</b>	<b>88</b>	<b>30</b>	<b>17</b>	<b>13</b>	<b>1</b>	—	—	—	<b>1</b>
522	Credit intermediation & related activities .....	587	5 061	20 744	57	17	20	12	8	—	—	—	—	—
5221	Depository credit intermediation .....	488	3 177	12 737	40	7	17	8	8	—	—	—	—	—
52211	Commercial banking .....	310	2 030	8 296	33	6	17	8	2	—	—	—	—	—
522110	Commercial banking .....	310	2 030	8 296	33	6	17	8	2	—	—	—	—	—
52213	Credit unions .....	(C)	(D)	(D)	5	—	—	—	5	—	—	—	—	—
523	Security, commodity contracts & like activity .....	(C)	(D)	(D)	38	32	3	—	3	—	—	—	—	—
524	Insurance carriers & related activities .....	1 856	28 918	95 592	54	38	7	5	2	1	—	—	—	1
5241	Insurance carriers .....	(G)	(D)	(D)	11	7	1	1	—	1	—	—	—	1
52411	Direct life, health, medical insurance carriers ..	(G)	(D)	(D)	5	4	—	—	—	—	—	—	—	1
5242	Agencies & other insurance related activities ...	(C)	(D)	(D)	43	31	6	4	2	—	—	—	—	—
52421	Insurance agencies & brokerages .....	(C)	(D)	(D)	39	28	5	4	2	—	—	—	—	—
<b>53</b>	<b>Real estate &amp; rental &amp; leasing</b> .....	<b>520</b>	<b>3 767</b>	<b>17 905</b>	<b>144</b>	<b>114</b>	<b>17</b>	<b>11</b>	<b>2</b>	—	—	—	—	—
531	Real estate .....	(E)	(D)	(D)	132	110	13	7	2	—	—	—	—	—
5311	Lessors of real estate .....	(C)	(D)	(D)	42	33	6	2	1	—	—	—	—	—
5312	Offices of real estate agents & brokers .....	116	1 344	6 739	47	42	3	2	—	—	—	—	—	—
53121	Offices of real estate agents & brokers .....	116	1 344	6 739	47	42	3	2	—	—	—	—	—	—
531210	Offices of real estate agents & brokers .....	116	1 344	6 739	47	42	3	2	—	—	—	—	—	—
5313	Activities related to real estate .....	157	1 504	6 652	43	35	4	3	1	—	—	—	—	—
53131	Real estate property managers .....	143	1 405	6 083	32	24	4	3	1	—	—	—	—	—
531311	Residential property managers .....	134	1 340	5 791	25	17	4	3	1	—	—	—	—	—
<b>54</b>	<b>Professional, scientific &amp; technical services</b> .....	<b>2 166</b>	<b>25 916</b>	<b>110 827</b>	<b>477</b>	<b>363</b>	<b>57</b>	<b>31</b>	<b>23</b>	<b>2</b>	<b>1</b>	—	—	—
541	Professional, scientific & technical services .....	2 166	25 916	110 827	477	363	57	31	23	2	1	—	—	—
5411	Legal services .....	245	2 148	9 890	63	43	14	6	—	—	—	—	—	—
54111	Offices of lawyers .....	(C)	(D)	(D)	62	42	14	6	—	—	—	—	—	—
5412	Accounting, tax prep, bookkeep, payroll services .....	245	2 312	12 346	36	20	9	3	4	—	—	—	—	—
54121	Accounting, tax prep, bookkeep, payroll services .....	245	2 312	12 346	36	20	9	3	4	—	—	—	—	—
541211	Offices of certified public accountants .....	131	1 816	6 341	14	7	3	1	3	—	—	—	—	—
5413	Architectural, engineering & related services ...	388	4 196	18 981	65	43	9	7	6	—	—	—	—	—
54133	Engineering services .....	203	2 600	11 145	24	14	2	4	4	—	—	—	—	—
541330	Engineering services .....	203	2 600	11 145	24	14	2	4	4	—	—	—	—	—
5415	Computer systems design & related services ...	197	2 813	11 875	80	70	4	4	2	—	—	—	—	—
54151	Computer systems design & related services ...	197	2 813	11 875	80	70	4	4	2	—	—	—	—	—
541511	Custom computer programming services ..	109	1 541	6 374	41	35	2	3	1	—	—	—	—	—
5416	Management, sci & tech consulting services ...	360	5 218	21 131	136	120	11	2	2	1	—	—	—	—
54161	Management consulting services .....	256	3 626	15 050	105	94	8	2	—	1	—	—	—	—
541611	Admin & gen management consulting services .....	153	2 419	9 320	50	46	2	1	—	1	—	—	—	—
5417	Scientific R&D services .....	163	2 999	11 086	21	11	4	3	3	—	—	—	—	—
5418	Advertising & related services .....	119	2 639	9 970	18	13	2	2	—	1	—	—	—	—
5419	Oth professional, scientific, technical services ...	432	3 447	14 866	43	29	3	4	6	—	1	—	—	—
54191	Marketing research & public opinion polling ...	178	1 560	6 234	7	4	1	—	1	—	—	—	—	—
541910	Marketing research & public opinion polling .....	178	1 560	6 234	7	4	1	—	1	—	—	—	—	—
54194	Veterinary services .....	153	788	3 553	10	3	—	3	4	—	—	—	—	—
541940	Veterinary services .....	153	788	3 553	10	3	—	3	4	—	—	—	—	—
<b>55</b>	<b>Management of companies &amp; enterprises</b> ..	<b>675</b>	<b>5 363</b>	<b>22 136</b>	<b>10</b>	<b>2</b>	<b>2</b>	<b>1</b>	<b>2</b>	<b>1</b>	<b>1</b>	<b>1</b>	—	—
551	Management of companies & enterprises .....	675	5 363	22 136	10	2	2	1	2	1	1	1	—	—
5511	Management of companies & enterprises .....	675	5 363	22 136	10	2	2	1	2	1	1	1	—	—
55111	Management of companies & enterprises .....	675	5 363	22 136	10	2	2	1	2	1	1	1	—	—
<b>56</b>	<b>Admin, support, waste mgt, remediation services</b> .....	<b>1 673</b>	<b>9 921</b>	<b>42 264</b>	<b>142</b>	<b>82</b>	<b>26</b>	<b>16</b>	<b>14</b>	<b>3</b>	—	—	<b>1</b>	—
561	Administrative & support services .....	1 670	9 888	42 115	139	79	26	16	14	3	—	—	1	—
5611	Office administrative services .....	750	3 288	16 299	14	5	3	—	4	1	—	—	1	—
56111	Office administrative services .....	750	3 288	16 299	14	5	3	—	4	1	—	—	1	—
561110	Office administrative services .....	750	3 288	16 299	14	5	3	—	4	1	—	—	1	—
5613	Employment services .....	281	3 498	12 318	6	—	—	1	3	2	—	—	—	—
56131	Employment placement agencies .....	(C)	(D)	(D)	3	—	—	1	—	2	—	—	—	—
5617	Services to buildings & dwellings .....	378	1 557	7 314	77	47	18	8	4	—	—	—	—	—
56172	Janitorial services .....	186	655	2 848	24	11	7	3	3	—	—	—	—	—
561720	Janitorial services .....	186	655	2 848	24	11	7	3	3	—	—	—	—	—
56173	Landscaping services .....	163	725	3 582	44	30	9	4	1	—	—	—	—	—
561730	Landscaping services .....	163	725	3 582	44	30	9	4	1	—	—	—	—	—
<b>61</b>	<b>Educational services</b> .....	<b>523</b>	<b>3 005</b>	<b>12 123</b>	<b>55</b>	<b>32</b>	<b>7</b>	<b>7</b>	<b>6</b>	<b>3</b>	—	—	—	—
611	Educational services .....	523	3 005	12 123	55	32	7	7	6	3	—	—	—	—
6111	Elementary & secondary schools .....	229	1 455	5 625	11	3	2	2	2	2	—	—	—	—
61111	Elementary & secondary schools .....	229	1 455	5 625	11	3	2	2	2	2	—	—	—	—
611110	Elementary & secondary schools .....	229	1 455	5 625	11	3	2	2	2	2	—	—	—	—
6116	Other schools & instruction .....	164	982	3 995	25	14	4	5	2	—	—	—	—	—

See footnotes at end of table.

**Table 6. Counties—Employees, Payroll, and Establishments by Industry: 2002—Con.**

[Excludes most government employees, railroad employees, and self-employed persons. Size class 1 to 4 includes establishments with payroll, but no employees, during mid-March pay period. (D) denotes figures withheld to avoid disclosing data for individual companies; the data are included in broader industry totals. Detailed industries with 100 or more employees are shown if industry was not a (D). For explanation of terms, abbreviations, and data reliability/comparability, see introductory text]

NAICS code	Industry	Number of employees for week including March 12	Payroll (\$1,000)		Total number of establishments	Number of establishments by employment-size class								
			First quarter	Annual		1 to 4	5 to 9	10 to 19	20 to 49	50 to 99	100 to 249	250 to 499	500 to 999	1,000 or more
<b>ORANGE—Con.</b>														
<b>62</b>	<b>Health care and social assistance . . . . .</b>	<b>9 486</b>	<b>87 584</b>	<b>354 359</b>	<b>327</b>	<b>163</b>	<b>82</b>	<b>39</b>	<b>27</b>	<b>7</b>	<b>6</b>	<b>2</b>	<b>—</b>	<b>1</b>
621	Ambulatory health care services . . . . .	1 690	14 609	64 941	205	118	45	22	16	2	2	—	—	—
6211	Offices of physicians . . . . .	502	5 312	23 930	71	43	10	11	7	—	—	—	—	—
62111	Offices of physicians . . . . .	502	5 312	23 930	71	43	10	11	7	—	—	—	—	—
621111	Offices of physicians (exc mental health) . . . . .	457	4 652	21 002	54	27	10	11	6	—	—	—	—	—
6212	Offices of dentists . . . . .	301	2 764	12 674	47	17	24	5	1	—	—	—	—	—
62121	Offices of dentists . . . . .	301	2 764	12 674	47	17	24	5	1	—	—	—	—	—
621210	Offices of dentists . . . . .	301	2 764	12 674	47	17	24	5	1	—	—	—	—	—
6213	Offices of other health practitioners . . . . .	162	1 185	5 163	58	47	8	2	1	—	—	—	—	—
6214	Outpatient care centers . . . . .	341	2 679	11 098	15	5	2	2	5	—	1	—	—	—
62141	Family planning centers . . . . .	175	1 641	6 921	3	—	—	1	1	—	1	—	—	—
621410	Family planning centers . . . . .	175	1 641	6 921	3	—	—	1	1	—	1	—	—	—
62149	Other outpatient care centers . . . . .	163	1 026	4 063	8	1	2	1	4	—	—	—	—	—
621498	All other outpatient care centers . . . . .	163	1 026	4 063	8	1	2	1	4	—	—	—	—	—
6216	Home health care services . . . . .	266	1 224	4 143	8	5	—	—	—	2	1	—	—	—
62161	Home health care services . . . . .	266	1 224	4 143	8	5	—	—	—	2	1	—	—	—
621610	Home health care services . . . . .	266	1 224	4 143	8	5	—	—	—	2	1	—	—	—
622	Hospitals . . . . .	(I)	(D)	(D)	1	—	—	—	—	—	—	—	—	1
6221	General medical & surgical hospitals . . . . .	(I)	(D)	(D)	1	—	—	—	—	—	—	—	—	1
62211	General medical & surgical hospitals . . . . .	(I)	(D)	(D)	1	—	—	—	—	—	—	—	—	1
623	Nursing & residential care facilities . . . . .	1 403	7 433	32 635	33	6	10	7	4	2	2	2	—	—
6231	Nursing care facilities . . . . .	454	2 238	11 912	5	1	—	—	—	2	2	—	—	—
62311	Nursing care facilities . . . . .	454	2 238	11 912	5	1	—	—	—	2	2	—	—	—
623110	Nursing care facilities . . . . .	454	2 238	11 912	5	1	—	—	—	2	2	—	—	—
6232	Residential mental retardation, health facil . . . . .	(C)	(D)	(D)	20	5	8	6	1	—	—	—	—	—
62321	Residential mental retardation facilities . . . . .	(C)	(D)	(D)	19	5	8	6	—	—	—	—	—	—
6233	Community care facilities for the elderly . . . . .	717	4 009	16 298	7	—	2	1	2	—	—	2	—	—
62331	Community care facilities for the elderly . . . . .	717	4 009	16 298	7	—	2	1	2	—	—	2	—	—
623311	Continuing care retirement communities . . . . .	652	3 693	15 094	4	—	1	—	1	—	—	2	—	—
624	Social assistance . . . . .	(F)	(D)	(D)	88	39	27	10	7	3	2	—	—	—
6241	Individual & family services . . . . .	(E)	(D)	(D)	35	16	11	3	2	2	1	—	—	—
62419	Other individual & family services . . . . .	(E)	(D)	(D)	23	10	7	3	1	1	1	—	—	—
6243	Vocational rehabilitation services . . . . .	(C)	(D)	(D)	3	1	—	—	1	—	1	—	—	—
62431	Vocational rehabilitation services . . . . .	(C)	(D)	(D)	3	1	—	—	1	—	1	—	—	—
6244	Child day care services . . . . .	(E)	(D)	(D)	44	21	12	7	3	1	—	—	—	—
62441	Child day care services . . . . .	(E)	(D)	(D)	44	21	12	7	3	1	—	—	—	—
<b>71</b>	<b>Arts, entertainment &amp; recreation . . . . .</b>	<b>521</b>	<b>2 207</b>	<b>10 812</b>	<b>47</b>	<b>31</b>	<b>4</b>	<b>5</b>	<b>4</b>	<b>2</b>	<b>1</b>	<b>—</b>	<b>—</b>	<b>—</b>
713	Amusement, gambling & recreation industries . . . . .	427	1 909	8 889	27	15	2	4	3	2	1	—	—	—
7139	Other amusement & recreation industries . . . . .	(E)	(D)	(D)	26	14	2	4	3	2	1	—	—	—
71391	Golf courses & country clubs . . . . .	244	1 268	5 837	5	—	—	2	1	1	1	—	—	—
713910	Golf courses & country clubs . . . . .	244	1 268	5 837	5	—	—	2	1	1	1	—	—	—
71394	Fitness & recreational sports centers . . . . .	150	544	2 700	16	11	1	1	2	1	—	—	—	—
713940	Fitness & recreational sports centers . . . . .	150	544	2 700	16	11	1	1	2	1	—	—	—	—
<b>72</b>	<b>Accommodation &amp; food services . . . . .</b>	<b>4 971</b>	<b>14 381</b>	<b>60 319</b>	<b>258</b>	<b>91</b>	<b>34</b>	<b>55</b>	<b>60</b>	<b>12</b>	<b>4</b>	<b>2</b>	<b>—</b>	<b>—</b>
721	Accommodation . . . . .	976	3 710	15 932	41	24	3	7	2	2	2	1	—	—
7211	Traveler accommodation . . . . .	(F)	(D)	(D)	13	4	1	2	2	2	1	1	—	—
72111	Hotels (exc casino hotels) & motels . . . . .	737	2 988	12 549	11	2	1	2	2	2	1	1	—	—
721110	Hotels (exc casino hotels) & motels . . . . .	737	2 988	12 549	11	2	1	2	2	2	1	1	—	—
7213	Rooming & boarding houses . . . . .	219	673	2 742	22	15	2	4	—	—	1	—	—	—
72131	Rooming & boarding houses . . . . .	219	673	2 742	22	15	2	4	—	—	1	—	—	—
721310	Rooming & boarding houses . . . . .	219	673	2 742	22	15	2	4	—	—	1	—	—	—
722	Food services & drinking places . . . . .	3 995	10 671	44 387	217	67	31	48	58	10	2	1	—	—
7221	Full-service restaurants . . . . .	2 065	6 029	24 745	95	26	14	19	28	7	—	1	—	—
72211	Full-service restaurants . . . . .	2 065	6 029	24 745	95	26	14	19	28	7	—	1	—	—
722110	Full-service restaurants . . . . .	2 065	6 029	24 745	95	26	14	19	28	7	—	1	—	—
7222	Limited-service eating places . . . . .	1 503	3 731	15 669	92	26	10	25	28	2	1	—	—	—
72221	Limited-service eating places . . . . .	1 503	3 731	15 669	92	26	10	25	28	2	1	—	—	—
722211	Limited-service restaurants . . . . .	1 184	3 023	12 657	71	20	8	16	25	2	—	—	—	—
7223	Special food services . . . . .	223	422	1 757	9	5	—	2	1	—	1	—	—	—
72232	Caterers . . . . .	202	302	1 343	6	3	—	2	—	—	1	—	—	—
722320	Caterers . . . . .	202	302	1 343	6	3	—	2	—	—	1	—	—	—
7224	Drinking places (alcoholic beverages) . . . . .	204	489	2 216	21	10	7	2	1	1	—	—	—	—
72241	Drinking places (alcoholic beverages) . . . . .	204	489	2 216	21	10	7	2	1	1	—	—	—	—
722410	Drinking places (alcoholic beverages) . . . . .	204	489	2 216	21	10	7	2	1	1	—	—	—	—
<b>81</b>	<b>Other services (except public administration) . . . . .</b>	<b>2 092</b>	<b>10 622</b>	<b>43 816</b>	<b>295</b>	<b>181</b>	<b>59</b>	<b>30</b>	<b>19</b>	<b>5</b>	<b>1</b>	<b>—</b>	<b>—</b>	<b>—</b>
811	Repair & maintenance . . . . .	278	1 737	7 177	73	54	12	7	—	—	—	—	—	—
8111	Automotive repair & maintenance . . . . .	222	1 479	6 079	50	35	8	7	—	—	—	—	—	—
81111	Automotive mechanical & electrical R&M . . . . .	120	844	3 513	31	25	2	4	—	—	—	—	—	—
812	Personal & laundry services . . . . .	575	2 136	8 980	76	40	18	13	2	3	—	—	—	—
8121	Personal care services . . . . .	277	1 116	4 826	44	23	12	8	—	1	—	—	—	—
81211	Hair, nail & skin care services . . . . .	227	987	4 297	40	23	11	5	—	1	—	—	—	—
812112	Beauty salons . . . . .	214	916	4 012	36	20	10	5	—	1	—	—	—	—
8123	Drycleaning & laundry services . . . . .	(C)	(D)	(D)	11	5	2	2	2	—	—	—	—	—
81232	Drycleaning & laundry services (exc coin-op) . . . . .	100	461	1 851	9	4	1	2	2	—	—	—	—	—
812320	Drycleaning & laundry services (exc coin-op) . . . . .	100	461	1 851	9	4	1	2	2	—	—	—	—	—
8129	Other personal services . . . . .	151	342	1 519	14	9	1	2	—	2	—	—	—	—

See footnotes at end of table.

**Table 6. Counties—Employees, Payroll, and Establishments by Industry: 2002—Con.**

[Excludes most government employees, railroad employees, and self-employed persons. Size class 1 to 4 includes establishments with payroll, but no employees, during mid-March pay period. (D) denotes figures withheld to avoid disclosing data for individual companies; the data are included in broader industry totals. Detailed industries with 100 or more employees are shown if industry was not a (D). For explanation of terms, abbreviations, and data reliability/comparability, see introductory text]

NAICS code	Industry	Number of employees for week including March 12	Payroll (\$1,000)		Total number of establishments	Number of establishments by employment-size class								
			First quarter	Annual		1 to 4	5 to 9	10 to 19	20 to 49	50 to 99	100 to 249	250 to 499	500 to 999	1,000 or more
<b>ORANGE—Con.</b>														
<b>81</b>	<b>Other services (except public administration)—Con.</b>													
813	Religious, grantmaking, civic, prof & like organizations .....	1 239	6 749	27 659	146	87	29	10	17	2	1	—	—	—
8131	Religious organizations .....	670	2 537	10 419	88	48	21	8	10	1	—	—	—	—
81311	Religious organizations .....	670	2 537	10 419	88	48	21	8	10	1	—	—	—	—
813110	Religious organizations .....	670	2 537	10 419	88	48	21	8	10	1	—	—	—	—
8134	Civic & social organizations .....	228	827	3 359	8	3	1	1	2	—	1	—	—	—
81341	Civic & social organizations .....	228	827	3 359	8	3	1	1	2	—	1	—	—	—
813410	Civic & social organizations .....	228	827	3 359	8	3	1	1	2	—	1	—	—	—
8139	Business, labor, political, like organizations .....	168	1 588	6 700	28	22	4	—	1	1	—	—	—	—
81392	Professional organizations .....	120	1 270	5 429	10	6	2	—	1	1	—	—	—	—
813920	Professional organizations .....	120	1 270	5 429	10	6	2	—	1	1	—	—	—	—
<b>95</b>	<b>Auxiliaries (exc corporate, subsidiary &amp; regional mgt) .....</b>	<b>22</b>	<b>245</b>	<b>736</b>	<b>3</b>	<b>2</b>	<b>—</b>	<b>1</b>	<b>—</b>	<b>—</b>	<b>—</b>	<b>—</b>	<b>—</b>	<b>—</b>
<b>99</b>	<b>Unclassified establishments .....</b>	<b>17</b>	<b>23</b>	<b>88</b>	<b>12</b>	<b>12</b>	<b>—</b>	<b>—</b>	<b>—</b>	<b>—</b>	<b>—</b>	<b>—</b>	<b>—</b>	<b>—</b>
<b>PAMLICO</b>														
	<b>Total .....</b>	<b>1 667</b>	<b>7 879</b>	<b>36 353</b>	<b>220</b>	<b>133</b>	<b>45</b>	<b>20</b>	<b>17</b>	<b>4</b>	<b>1</b>	<b>—</b>	<b>—</b>	<b>—</b>
<b>11</b>	<b>Forestry, fishing, hunting, and agriculture support .....</b>	<b>53</b>	<b>351</b>	<b>2 024</b>	<b>5</b>	<b>2</b>	<b>—</b>	<b>2</b>	<b>1</b>	<b>—</b>	<b>—</b>	<b>—</b>	<b>—</b>	<b>—</b>
<b>22</b>	<b>Utilities .....</b>	<b>(A)</b>	<b>(D)</b>	<b>(D)</b>	<b>1</b>	<b>—</b>	<b>—</b>	<b>1</b>	<b>—</b>	<b>—</b>	<b>—</b>	<b>—</b>	<b>—</b>	<b>—</b>
<b>23</b>	<b>Construction .....</b>	<b>175</b>	<b>1 143</b>	<b>4 676</b>	<b>24</b>	<b>16</b>	<b>2</b>	<b>2</b>	<b>4</b>	<b>—</b>	<b>—</b>	<b>—</b>	<b>—</b>	<b>—</b>
235	Special trade contractors .....	102	721	2 800	13	9	—	1	3	—	—	—	—	—
<b>31-33</b>	<b>Manufacturing .....</b>	<b>71</b>	<b>390</b>	<b>1 882</b>	<b>8</b>	<b>4</b>	<b>2</b>	<b>—</b>	<b>2</b>	<b>—</b>	<b>—</b>	<b>—</b>	<b>—</b>	<b>—</b>
<b>42</b>	<b>Wholesale trade .....</b>	<b>57</b>	<b>201</b>	<b>1 260</b>	<b>9</b>	<b>4</b>	<b>4</b>	<b>—</b>	<b>1</b>	<b>—</b>	<b>—</b>	<b>—</b>	<b>—</b>	<b>—</b>
<b>44-45</b>	<b>Retail trade .....</b>	<b>358</b>	<b>1 371</b>	<b>5 840</b>	<b>48</b>	<b>27</b>	<b>11</b>	<b>7</b>	<b>3</b>	<b>—</b>	<b>—</b>	<b>—</b>	<b>—</b>	<b>—</b>
445	Food & beverage stores .....	129	415	1 686	12	9	—	1	2	—	—	—	—	—
4451	Grocery stores .....	(C)	(D)	(D)	10	7	—	1	2	—	—	—	—	—
44511	Grocery (except convenience) stores .....	118	388	1 559	6	3	—	1	2	—	—	—	—	—
445110	Grocery (except convenience) stores .....	118	388	1 559	6	3	—	1	2	—	—	—	—	—
<b>48-49</b>	<b>Transportation &amp; warehousing .....</b>	<b>28</b>	<b>191</b>	<b>837</b>	<b>8</b>	<b>5</b>	<b>2</b>	<b>1</b>	<b>—</b>	<b>—</b>	<b>—</b>	<b>—</b>	<b>—</b>	<b>—</b>
<b>51</b>	<b>Information .....</b>	<b>32</b>	<b>183</b>	<b>726</b>	<b>7</b>	<b>4</b>	<b>2</b>	<b>1</b>	<b>—</b>	<b>—</b>	<b>—</b>	<b>—</b>	<b>—</b>	<b>—</b>
<b>52</b>	<b>Finance &amp; insurance .....</b>	<b>30</b>	<b>153</b>	<b>623</b>	<b>7</b>	<b>4</b>	<b>3</b>	<b>—</b>	<b>—</b>	<b>—</b>	<b>—</b>	<b>—</b>	<b>—</b>	<b>—</b>
<b>53</b>	<b>Real estate &amp; rental &amp; leasing .....</b>	<b>13</b>	<b>48</b>	<b>263</b>	<b>5</b>	<b>5</b>	<b>—</b>	<b>—</b>	<b>—</b>	<b>—</b>	<b>—</b>	<b>—</b>	<b>—</b>	<b>—</b>
<b>54</b>	<b>Professional, scientific &amp; technical services .....</b>	<b>35</b>	<b>118</b>	<b>570</b>	<b>14</b>	<b>11</b>	<b>3</b>	<b>—</b>	<b>—</b>	<b>—</b>	<b>—</b>	<b>—</b>	<b>—</b>	<b>—</b>
<b>56</b>	<b>Admin, support, waste mgt, remediation services .....</b>	<b>10</b>	<b>18</b>	<b>83</b>	<b>5</b>	<b>4</b>	<b>1</b>	<b>—</b>	<b>—</b>	<b>—</b>	<b>—</b>	<b>—</b>	<b>—</b>	<b>—</b>
<b>61</b>	<b>Educational services .....</b>	<b>(C)</b>	<b>(D)</b>	<b>(D)</b>	<b>3</b>	<b>1</b>	<b>—</b>	<b>—</b>	<b>—</b>	<b>1</b>	<b>1</b>	<b>—</b>	<b>—</b>	<b>—</b>
611	Educational services .....	(C)	(D)	(D)	3	1	—	—	—	1	1	—	—	—
6112	Junior colleges .....	(C)	(D)	(D)	1	—	—	—	—	—	1	—	—	—
61121	Junior colleges .....	(C)	(D)	(D)	1	—	—	—	—	—	1	—	—	—
<b>62</b>	<b>Health care and social assistance .....</b>	<b>225</b>	<b>1 071</b>	<b>4 828</b>	<b>13</b>	<b>5</b>	<b>5</b>	<b>—</b>	<b>1</b>	<b>2</b>	<b>—</b>	<b>—</b>	<b>—</b>	<b>—</b>
621	Ambulatory health care services .....	(C)	(D)	(D)	9	3	4	—	1	1	—	—	—	—
<b>71</b>	<b>Arts, entertainment &amp; recreation .....</b>	<b>(B)</b>	<b>(D)</b>	<b>(D)</b>	<b>12</b>	<b>8</b>	<b>4</b>	<b>—</b>	<b>—</b>	<b>—</b>	<b>—</b>	<b>—</b>	<b>—</b>	<b>—</b>
<b>72</b>	<b>Accommodation &amp; food services .....</b>	<b>252</b>	<b>762</b>	<b>5 228</b>	<b>20</b>	<b>8</b>	<b>2</b>	<b>4</b>	<b>5</b>	<b>1</b>	<b>—</b>	<b>—</b>	<b>—</b>	<b>—</b>
721	Accommodation .....	104	474	3 985	6	3	—	1	1	1	—	—	—	—
722	Food services & drinking places .....	148	288	1 243	14	5	2	3	4	—	—	—	—	—
<b>81</b>	<b>Other services (except public administration) .....</b>	<b>93</b>	<b>428</b>	<b>1 810</b>	<b>30</b>	<b>24</b>	<b>4</b>	<b>2</b>	<b>—</b>	<b>—</b>	<b>—</b>	<b>—</b>	<b>—</b>	<b>—</b>
<b>99</b>	<b>Unclassified establishments .....</b>	<b>(A)</b>	<b>(D)</b>	<b>(D)</b>	<b>1</b>	<b>1</b>	<b>—</b>	<b>—</b>	<b>—</b>	<b>—</b>	<b>—</b>	<b>—</b>	<b>—</b>	<b>—</b>
<b>PASQUOTANK</b>														
	<b>Total .....</b>	<b>10 905</b>	<b>58 291</b>	<b>255 765</b>	<b>932</b>	<b>441</b>	<b>242</b>	<b>127</b>	<b>81</b>	<b>32</b>	<b>7</b>	<b>1</b>	<b>1</b>	<b>—</b>
<b>11</b>	<b>Forestry, fishing, hunting, and agriculture support .....</b>	<b>27</b>	<b>192</b>	<b>903</b>	<b>5</b>	<b>3</b>	<b>1</b>	<b>1</b>	<b>—</b>	<b>—</b>	<b>—</b>	<b>—</b>	<b>—</b>	<b>—</b>
<b>22</b>	<b>Utilities .....</b>	<b>(B)</b>	<b>(D)</b>	<b>(D)</b>	<b>2</b>	<b>1</b>	<b>—</b>	<b>—</b>	<b>1</b>	<b>—</b>	<b>—</b>	<b>—</b>	<b>—</b>	<b>—</b>
<b>23</b>	<b>Construction .....</b>	<b>472</b>	<b>2 541</b>	<b>11 105</b>	<b>93</b>	<b>51</b>	<b>25</b>	<b>16</b>	<b>1</b>	<b>—</b>	<b>—</b>	<b>—</b>	<b>—</b>	<b>—</b>
233	Building, developing & general contracting .....	192	1 096	4 568	34	14	13	7	—	—	—	—	—	—
2332	Residential building construction .....	(C)	(D)	(D)	26	11	11	4	—	—	—	—	—	—
23321	Single-family housing construction .....	134	767	3 193	25	10	11	4	—	—	—	—	—	—
233210	Single-family housing construction .....	134	767	3 193	25	10	11	4	—	—	—	—	—	—
235	Special trade contractors .....	264	1 386	6 334	55	35	10	9	1	—	—	—	—	—

See footnotes at end of table.

**Table 6. Counties—Employees, Payroll, and Establishments by Industry: 2002—Con.**

[Excludes most government employees, railroad employees, and self-employed persons. Size class 1 to 4 includes establishments with payroll, but no employees, during mid-March pay period. (D) denotes figures withheld to avoid disclosing data for individual companies; the data are included in broader industry totals. Detailed industries with 100 or more employees are shown if industry was not a (D). For explanation of terms, abbreviations, and data reliability/comparability, see introductory text]

NAICS code	Industry	Number of employees for week including March 12	Payroll (\$1,000)		Total number of establishments	Number of establishments by employment-size class									
			First quarter	Annual		1 to 4	5 to 9	10 to 19	20 to 49	50 to 99	100 to 249	250 to 499	500 to 999	1,000 or more	
<b>PASQUOTANK—Con.</b>															
<b>31-33</b>	<b>Manufacturing</b>	<b>566</b>	<b>4 707</b>	<b>20 497</b>	<b>30</b>	<b>10</b>	<b>10</b>	<b>3</b>	<b>3</b>	<b>3</b>	<b>1</b>				
321	Wood product mfg	(C)	(D)	(D)	2	—	—	—	1	—	1	—	—	—	
3211	Sawmills & wood preservation	(C)	(D)	(D)	2	—	—	—	1	—	1	—	—	—	
32111	Sawmills & wood preservation	(C)	(D)	(D)	2	—	—	—	1	—	1	—	—	—	
334	Computer & electronic product mfg	(C)	(D)	(D)	3	—	1	—	—	2	—	—	—	—	
3345	Nav, measuring, medical, control instruments mfg	(C)	(D)	(D)	2	—	—	—	—	2	—	—	—	—	
33451	Nav, measuring, medical, control instruments mfg	(C)	(D)	(D)	2	—	—	—	—	2	—	—	—	—	
<b>42</b>	<b>Wholesale trade</b>	<b>721</b>	<b>4 259</b>	<b>19 053</b>	<b>49</b>	<b>21</b>	<b>11</b>	<b>6</b>	<b>5</b>	<b>6</b>					
422	Wholesale trade, nondurable goods	623	3 576	16 080	30	8	8	4	4	6	—	—	—	—	
4224	Grocery & related product whse	384	2 103	9 169	13	2	5	1	—	5	—	—	—	—	
42242	Packaged frozen food whse	(C)	(D)	(D)	2	—	—	—	—	2	—	—	—	—	
42246	Fish & seafood whse	119	256	1 297	4	—	2	1	—	1	—	—	—	—	
422460	Fish & seafood whse	119	256	1 297	4	—	2	1	—	1	—	—	—	—	
42249	Other grocery & related products whse	(C)	(D)	(D)	2	—	—	—	—	2	—	—	—	—	
4228	Beer, wine, distilled alcoholic beverage whse	150	999	4 890	5	—	—	1	3	1	—	—	—	—	
42281	Beer & ale whse	(C)	(D)	(D)	4	—	—	1	2	1	—	—	—	—	
<b>44-45</b>	<b>Retail trade</b>	<b>2 574</b>	<b>11 846</b>	<b>50 668</b>	<b>198</b>	<b>64</b>	<b>70</b>	<b>38</b>	<b>16</b>	<b>8</b>	<b>1</b>	<b>1</b>			
441	Motor vehicle & parts dealers	508	3 657	16 880	31	14	1	8	6	2	—	—	—	—	
4411	Automobile dealers	362	3 012	14 039	17	9	—	1	5	2	—	—	—	—	
44111	New car dealers	333	2 818	13 204	9	2	—	—	5	2	—	—	—	—	
441110	New car dealers	333	2 818	13 204	9	2	—	—	5	2	—	—	—	—	
4413	Automotive parts, accessories & tire stores	103	431	1 822	9	3	—	5	1	—	—	—	—	—	
444	Bldg material & garden equip & supp dealers	336	1 636	7 505	26	8	9	5	3	—	1	—	—	—	
4441	Building material & supplies dealers	286	1 437	6 581	20	6	8	2	3	—	1	—	—	—	
44411	Home centers	(C)	(D)	(D)	3	—	2	—	—	—	1	—	—	—	
44419	Other building material dealers	146	958	4 258	11	1	5	2	3	—	—	—	—	—	
444190	Other building material dealers	146	958	4 258	11	1	5	2	3	—	—	—	—	—	
445	Food & beverage stores	394	1 327	5 152	15	2	5	4	—	4	—	—	—	—	
4451	Grocery stores	365	1 194	4 595	11	1	3	3	—	4	—	—	—	—	
44511	Grocery (except convenience) stores	342	1 157	4 507	8	—	2	2	—	4	—	—	—	—	
445110	Grocery (except convenience) stores	342	1 157	4 507	8	—	2	2	—	4	—	—	—	—	
446	Health & personal care stores	118	485	2 257	14	6	4	2	2	—	—	—	—	—	
4461	Health & personal care stores	118	485	2 257	14	6	4	2	2	—	—	—	—	—	
447	Gasoline stations	171	481	1 711	22	4	10	7	1	—	—	—	—	—	
4471	Gasoline stations	171	481	1 711	22	4	10	7	1	—	—	—	—	—	
44711	Gasoline stations with convenience stores	137	363	1 231	15	1	7	6	1	—	—	—	—	—	
447110	Gasoline stations with convenience stores	137	363	1 231	15	1	7	6	1	—	—	—	—	—	
448	Clothing & clothing accessories stores	159	585	2 174	26	11	14	—	1	—	—	—	—	—	
4481	Clothing stores	107	382	1 451	17	9	7	—	1	—	—	—	—	—	
452	General merchandise stores	508	1 920	7 600	10	1	3	2	1	2	—	1	—	—	
4521	Department stores	437	1 719	6 791	3	—	—	—	—	2	—	1	—	—	
45211	Department stores	437	1 719	6 791	3	—	—	—	—	2	—	1	—	—	
452110	Department stores	437	1 719	6 791	3	—	—	—	—	2	—	1	—	—	
453	Miscellaneous store retailers	164	685	3 041	24	10	8	5	1	—	—	—	—	—	
<b>48-49</b>	<b>Transportation &amp; warehousing</b>	<b>239</b>	<b>1 846</b>	<b>7 743</b>	<b>24</b>	<b>15</b>	<b>5</b>	<b>3</b>			<b>1</b>				
488	Transportation support activities	(C)	(D)	(D)	2	1	—	—	—	—	1	—	—	—	
4881	Air transportation support activities	(C)	(D)	(D)	1	—	—	—	—	—	1	—	—	—	
48819	Other air transportation support activities	(C)	(D)	(D)	1	—	—	—	—	—	—	—	—	—	
<b>51</b>	<b>Information</b>	<b>175</b>	<b>1 760</b>	<b>6 604</b>	<b>17</b>	<b>9</b>	<b>2</b>	<b>3</b>	<b>2</b>	<b>1</b>					
<b>52</b>	<b>Finance &amp; insurance</b>	<b>477</b>	<b>3 352</b>	<b>13 291</b>	<b>62</b>	<b>39</b>	<b>9</b>	<b>8</b>	<b>5</b>	<b>1</b>					
522	Credit intermediation & related activities	367	2 431	9 791	33	15	6	6	5	1	—	—	—	—	
5221	Depository credit intermediation	329	2 166	8 586	19	4	3	6	5	1	—	—	—	—	
52211	Commercial banking	249	1 720	6 705	15	3	3	5	3	1	—	—	—	—	
522110	Commercial banking	249	1 720	6 705	15	3	3	5	3	1	—	—	—	—	
<b>53</b>	<b>Real estate &amp; rental &amp; leasing</b>	<b>123</b>	<b>482</b>	<b>2 255</b>	<b>36</b>	<b>25</b>	<b>9</b>	<b>1</b>	<b>1</b>						
<b>54</b>	<b>Professional, scientific &amp; technical services</b>	<b>286</b>	<b>1 720</b>	<b>8 741</b>	<b>65</b>	<b>46</b>	<b>11</b>	<b>4</b>	<b>4</b>						
541	Professional, scientific & technical services	286	1 720	8 741	65	46	11	4	4	—	—	—	—	—	
<b>55</b>	<b>Management of companies &amp; enterprises</b>	<b>(B)</b>	<b>(D)</b>	<b>(D)</b>	<b>2</b>	<b>1</b>		<b>1</b>							
<b>56</b>	<b>Admin, support, waste mgt, remediation services</b>	<b>347</b>	<b>1 315</b>	<b>5 636</b>	<b>38</b>	<b>22</b>	<b>10</b>	<b>3</b>	<b>2</b>		<b>1</b>				
561	Administrative & support services	(C)	(D)	(D)	36	21	10	3	2	—	—	—	—	—	
5617	Services to buildings & dwellings	109	441	2 173	20	12	5	2	1	—	—	—	—	—	
562	Waste management & remediation services	(C)	(D)	(D)	2	1	—	—	—	—	1	—	—	—	
5621	Waste collection	(C)	(D)	(D)	2	1	—	—	—	—	1	—	—	—	
56211	Waste collection	(C)	(D)	(D)	2	1	—	—	—	—	1	—	—	—	
<b>61</b>	<b>Educational services</b>	<b>214</b>	<b>436</b>	<b>2 066</b>	<b>11</b>	<b>5</b>	<b>4</b>			<b>1</b>	<b>1</b>				
611	Educational services	214	436	2 066	11	5	4	—	—	1	1	—	—	—	
6111	Elementary & secondary schools	(C)	(D)	(D)	2	—	1	—	—	—	1	—	—	—	
61111	Elementary & secondary schools	(C)	(D)	(D)	2	—	1	—	—	—	1	—	—	—	

See footnotes at end of table.

**Table 6. Counties—Employees, Payroll, and Establishments by Industry: 2002—Con.**

[Excludes most government employees, railroad employees, and self-employed persons. Size class 1 to 4 includes establishments with payroll, but no employees, during mid-March pay period. (D) denotes figures withheld to avoid disclosing data for individual companies; the data are included in broader industry totals. Detailed industries with 100 or more employees are shown if industry was not a (D). For explanation of terms, abbreviations, and data reliability/comparability, see introductory text]

NAICS code	Industry	Number of employees for week including March 12	Payroll (\$1,000)		Total number of establishments	Number of establishments by employment-size class									
			First quarter	Annual		1 to 4	5 to 9	10 to 19	20 to 49	50 to 99	100 to 249	250 to 499	500 to 999	1,000 or more	
<b>PASQUOTANK—Con.</b>															
<b>62</b>	<b>Health care and social assistance</b> . . . . .	<b>2 564</b>	<b>18 002</b>	<b>81 714</b>	<b>118</b>	<b>42</b>	<b>39</b>	<b>15</b>	<b>14</b>	<b>5</b>	<b>2</b>	—	<b>1</b>	—	
621	Ambulatory health care services . . . . .	851	7 584	34 989	72	23	29	6	11	3	—	—	—	—	
6211	Offices of physicians . . . . .	455	5 489	25 023	41	11	17	4	9	—	—	—	—	—	
62111	Offices of physicians . . . . .	455	5 489	25 023	41	11	17	4	9	—	—	—	—	—	
6213	Offices of other health practitioners . . . . .	122	675	4 099	14	6	6	1	—	1	—	—	—	—	
6216	Home health care services . . . . .	152	491	1 838	3	—	—	1	—	2	—	—	—	—	
62161	Home health care services . . . . .	152	491	1 838	3	—	—	1	—	2	—	—	—	—	
621610	Home health care services . . . . .	152	491	1 838	3	—	—	1	—	2	—	—	—	—	
622	Hospitals . . . . .	(F)	(D)	(D)	3	—	1	1	—	—	—	—	1	—	
6223	Other specialty hospitals . . . . .	(F)	(D)	(D)	3	—	1	1	—	—	—	—	1	—	
62231	Other specialty hospitals . . . . .	(F)	(D)	(D)	3	—	1	1	—	—	—	—	1	—	
623	Nursing & residential care facilities . . . . .	548	2 278	8 948	12	3	1	3	1	2	2	—	—	—	
6231	Nursing care facilities . . . . .	(E)	(D)	(D)	2	—	—	—	—	—	2	—	—	—	
62311	Nursing care facilities . . . . .	(E)	(D)	(D)	2	—	—	—	—	—	2	—	—	—	
6233	Community care facilities for the elderly . . . . .	163	519	2 253	4	1	—	—	1	2	—	—	—	—	
62331	Community care facilities for the elderly . . . . .	163	519	2 253	4	1	—	—	1	2	—	—	—	—	
623312	Homes for the elderly . . . . .	163	519	2 253	4	1	—	—	1	2	—	—	—	—	
624	Social assistance . . . . .	(C)	(D)	(D)	31	16	8	5	2	—	—	—	—	—	
6244	Child day care services . . . . .	107	302	1 327	17	8	6	2	1	—	—	—	—	—	
62441	Child day care services . . . . .	107	302	1 327	17	8	6	2	1	—	—	—	—	—	
624410	Child day care services . . . . .	107	302	1 327	17	8	6	2	1	—	—	—	—	—	
<b>71</b>	<b>Arts, entertainment &amp; recreation</b> . . . . .	<b>(B)</b>	<b>(D)</b>	<b>(D)</b>	<b>9</b>	<b>5</b>	<b>1</b>	<b>1</b>	<b>2</b>	—	—	—	—	—	
<b>72</b>	<b>Accommodation &amp; food services</b> . . . . .	<b>1 380</b>	<b>2 836</b>	<b>12 338</b>	<b>67</b>	<b>18</b>	<b>8</b>	<b>14</b>	<b>21</b>	<b>6</b>	—	—	—	—	
722	Food services & drinking places . . . . .	1 311	2 646	11 434	60	14	7	14	19	6	—	—	—	—	
7221	Full-service restaurants . . . . .	517	1 137	4 817	26	6	4	7	6	3	—	—	—	—	
72211	Full-service restaurants . . . . .	517	1 137	4 817	26	6	4	7	6	3	—	—	—	—	
722110	Full-service restaurants . . . . .	517	1 137	4 817	26	6	4	7	6	3	—	—	—	—	
7222	Limited-service eating places . . . . .	653	1 215	5 579	27	5	3	5	12	2	—	—	—	—	
72221	Limited-service eating places . . . . .	653	1 215	5 579	27	5	3	5	12	2	—	—	—	—	
722211	Limited-service restaurants . . . . .	625	1 166	5 340	24	4	3	3	12	2	—	—	—	—	
<b>81</b>	<b>Other services (except public administration)</b> . . . . .	<b>545</b>	<b>1 865</b>	<b>7 804</b>	<b>105</b>	<b>64</b>	<b>27</b>	<b>10</b>	<b>4</b>	—	—	—	—	—	
811	Repair & maintenance . . . . .	149	720	2 872	35	23	10	1	1	—	—	—	—	—	
812	Personal & laundry services . . . . .	137	449	1 970	18	10	3	2	3	—	—	—	—	—	
813	Religious, grantmaking, civic, prof & like organizations . . . . .	259	696	2 962	52	31	14	7	—	—	—	—	—	—	
8131	Religious organizations . . . . .	188	518	2 224	34	18	10	6	—	—	—	—	—	—	
81311	Religious organizations . . . . .	188	518	2 224	34	18	10	6	—	—	—	—	—	—	
813110	Religious organizations . . . . .	188	518	2 224	34	18	10	6	—	—	—	—	—	—	
<b>95</b>	<b>Auxiliaries (exc corporate, subsidiary &amp; regional mgt)</b> . . . . .	<b>(B)</b>	<b>(D)</b>	<b>(D)</b>	<b>1</b>	—	—	—	—	<b>1</b>	—	—	—	—	
<b>PENDER</b>															
	<b>Total</b> . . . . .	<b>5 806</b>	<b>29 308</b>	<b>123 714</b>	<b>781</b>	<b>502</b>	<b>144</b>	<b>88</b>	<b>28</b>	<b>12</b>	<b>5</b>	<b>2</b>	—	—	
<b>11</b>	<b>Forestry, fishing, hunting, and agriculture support</b> . . . . .	<b>118</b>	<b>432</b>	<b>1 050</b>	<b>14</b>	<b>12</b>	<b>1</b>	—	—	<b>1</b>	—	—	—	—	
113	Forestry and logging . . . . .	112	424	959	7	5	1	—	—	1	—	—	—	—	
<b>21</b>	<b>Mining</b> . . . . .	<b>(B)</b>	<b>(D)</b>	<b>(D)</b>	<b>1</b>	—	—	—	<b>1</b>	—	—	—	—	—	
<b>22</b>	<b>Utilities</b> . . . . .	<b>(B)</b>	<b>(D)</b>	<b>(D)</b>	<b>3</b>	<b>2</b>	—	—	—	<b>1</b>	—	—	—	—	
<b>23</b>	<b>Construction</b> . . . . .	<b>794</b>	<b>4 068</b>	<b>16 797</b>	<b>176</b>	<b>120</b>	<b>38</b>	<b>15</b>	<b>1</b>	<b>2</b>	—	—	—	—	
233	Building, developing & general contracting . . . . .	233	1 182	4 942	66	53	9	3	—	1	—	—	—	—	
2332	Residential building construction . . . . .	150	817	3 549	57	47	8	2	—	—	—	—	—	—	
23321	Single-family housing construction . . . . .	150	817	3 549	57	47	8	2	—	—	—	—	—	—	
233210	Single-family housing construction . . . . .	150	817	3 549	57	47	8	2	—	—	—	—	—	—	
234	Heavy construction . . . . .	148	885	3 709	13	4	5	3	—	1	—	—	—	—	
2349	Other heavy construction . . . . .	(C)	(D)	(D)	11	4	5	1	—	1	—	—	—	—	
235	Special trade contractors . . . . .	413	2 001	8 146	97	63	24	9	1	—	—	—	—	—	
2351	Plumbing, heating & AC contractor . . . . .	107	610	2 631	23	15	5	3	—	—	—	—	—	—	
23511	Plumbing, heating & AC contractor . . . . .	107	610	2 631	23	15	5	3	—	—	—	—	—	—	
235110	Plumbing, heating & AC contractor . . . . .	107	610	2 631	23	15	5	3	—	—	—	—	—	—	
<b>31-33</b>	<b>Manufacturing</b> . . . . .	<b>760</b>	<b>4 884</b>	<b>18 856</b>	<b>32</b>	<b>10</b>	<b>6</b>	<b>7</b>	<b>6</b>	<b>2</b>	—	<b>1</b>	—	—	
332	Fabricated metal product mfg . . . . .	339	2 160	8 451	7	2	1	2	1	—	—	1	—	—	
3323	Architectural & structural metals mfg . . . . .	290	1 754	6 399	3	1	—	1	—	—	—	1	—	—	
33232	Ornamental & architectural metal prod mfg . . . . .	(E)	(D)	(D)	2	—	—	1	—	—	—	1	—	—	
<b>42</b>	<b>Wholesale trade</b> . . . . .	<b>638</b>	<b>4 427</b>	<b>19 064</b>	<b>37</b>	<b>15</b>	<b>6</b>	<b>11</b>	<b>3</b>	—	<b>2</b>	—	—	—	
421	Wholesale trade, durable goods . . . . .	273	2 111	8 758	18	7	3	5	2	—	1	—	—	—	
4211	Motor vehicle, motor vehicle pt & supply whsle . . . . .	(C)	(D)	(D)	1	—	—	—	—	—	1	—	—	—	
42111	Automobile & other motor vehicle whsle . . . . .	(C)	(D)	(D)	1	—	—	—	—	—	1	—	—	—	
422	Wholesale trade, nondurable goods . . . . .	365	2 316	10 306	19	8	3	6	1	—	1	—	—	—	
4222	Drugs & druggists' sundries whsle . . . . .	(C)	(D)	(D)	1	—	—	—	—	—	1	—	—	—	
42221	Drugs & druggists' sundries whsle . . . . .	(C)	(D)	(D)	1	—	—	—	—	—	1	—	—	—	

See footnotes at end of table.



**Table 6. Counties—Employees, Payroll, and Establishments by Industry: 2002—Con.**

[Excludes most government employees, railroad employees, and self-employed persons. Size class 1 to 4 includes establishments with payroll, but no employees, during mid-March pay period. (D) denotes figures withheld to avoid disclosing data for individual companies; the data are included in broader industry totals. Detailed industries with 100 or more employees are shown if industry was not a (D). For explanation of terms, abbreviations, and data reliability/comparability, see introductory text]

NAICS code	Industry	Number of employees for week including March 12	Payroll (\$1,000)		Total number of establishments	Number of establishments by employment-size class																		
			First quarter	Annual		1 to 4	5 to 9	10 to 19	20 to 49	50 to 99	100 to 249	250 to 499	500 to 999	1,000 or more										
<b>PENDER—Con.</b>																								
44-45	<b>Retail trade</b> .....	855	3 533	15 825	136	89	25	12	6	4	-	-	-	-	-	-	-							
444	Bldg material & garden equip & supp dealers .....	106	472	2 234	15	8	2	4	1	-	-	-	-	-	-	-	-							
445	Food & beverage stores .....	291	1 083	4 720	25	18	2	1	-	4	-	-	-	-	-	-	-							
4451	Grocery stores .....	259	912	3 991	15	9	2	-	-	4	-	-	-	-	-	-	-							
44511	Grocery (except convenience) stores .....	242	868	3 888	8	3	1	-	-	4	-	-	-	-	-	-	-							
445110	Grocery (except convenience) stores .....	242	868	3 888	8	3	1	-	-	4	-	-	-	-	-	-	-							
447	Gasoline stations .....	112	378	1 538	23	13	7	3	-	-	-	-	-	-	-	-	-							
4471	Gasoline stations .....	112	378	1 538	23	13	7	3	-	-	-	-	-	-	-	-	-							
48-49	<b>Transportation &amp; warehousing</b> .....	48	238	1 160	22	21	-	1	-	-	-	-	-	-	-	-	-							
51	<b>Information</b> .....	41	502	1 566	8	5	1	2	-	-	-	-	-	-	-	-	-							
52	<b>Finance &amp; insurance</b> .....	103	857	3 427	21	11	8	2	-	-	-	-	-	-	-	-	-							
53	<b>Real estate &amp; rental &amp; leasing</b> .....	96	448	2 333	29	22	6	1	-	-	-	-	-	-	-	-	-							
54	<b>Professional, scientific &amp; technical services</b> .....	183	816	3 921	54	43	8	2	1	-	-	-	-	-	-	-	-							
541	Professional, scientific & technical services .....	183	816	3 921	54	43	8	2	1	-	-	-	-	-	-	-	-							
55	<b>Management of companies &amp; enterprises</b> .....	(A)	(D)	(D)	1	1	-	-	-	-	-	-	-	-	-	-	-							
56	<b>Admin, support, waste mgt, remediation services</b> .....	144	470	2 574	39	29	5	5	-	-	-	-	-	-	-	-	-							
561	Administrative & support services .....	(C)	(D)	(D)	36	26	5	5	-	-	-	-	-	-	-	-	-							
5617	Services to buildings & dwellings .....	127	399	2 290	31	21	5	5	-	-	-	-	-	-	-	-	-							
61	<b>Educational services</b> .....	(A)	(D)	(D)	1	1	-	-	-	-	-	-	-	-	-	-	-							
62	<b>Health care and social assistance</b> .....	1 077	5 099	20 843	58	26	14	10	3	1	3	1	-	-	-	-	-							
621	Ambulatory health care services .....	500	2 230	9 022	42	17	12	8	3	1	1	-	-	-	-	-	-							
6216	Home health care services .....	213	601	2 426	5	1	2	-	1	-	1	-	-	-	-	-	-							
62161	Home health care services .....	213	601	2 426	5	1	2	-	1	-	1	-	-	-	-	-	-							
621610	Home health care services .....	213	601	2 426	5	1	2	-	1	-	1	-	-	-	-	-	-							
622	Hospitals .....	(E)	(D)	(D)	1	-	-	-	-	-	-	-	1	-	-	-	-							
6221	General medical & surgical hospitals .....	(E)	(D)	(D)	1	-	-	-	-	-	-	-	1	-	-	-	-							
62211	General medical & surgical hospitals .....	(E)	(D)	(D)	1	-	-	-	-	-	-	-	1	-	-	-	-							
623	Nursing & residential care facilities .....	(E)	(D)	(D)	3	1	-	-	-	-	2	-	-	-	-	-	-							
6231	Nursing care facilities .....	(E)	(D)	(D)	2	-	-	-	-	-	2	-	-	-	-	-	-							
62311	Nursing care facilities .....	(E)	(D)	(D)	2	-	-	-	-	-	2	-	-	-	-	-	-							
71	<b>Arts, entertainment &amp; recreation</b> .....	84	260	1 176	11	6	2	1	2	-	-	-	-	-	-	-	-							
72	<b>Accommodation &amp; food services</b> .....	478	920	5 536	55	28	8	13	5	1	-	-	-	-	-	-	-							
722	Food services & drinking places .....	454	827	4 753	47	22	6	13	5	1	-	-	-	-	-	-	-							
7221	Full-service restaurants .....	195	317	2 110	18	8	2	6	1	1	-	-	-	-	-	-	-							
72211	Full-service restaurants .....	195	317	2 110	18	8	2	6	1	1	-	-	-	-	-	-	-							
722110	Full-service restaurants .....	195	317	2 110	18	8	2	6	1	1	-	-	-	-	-	-	-							
7222	Limited-service eating places .....	244	476	2 435	24	10	3	7	4	-	-	-	-	-	-	-	-							
72221	Limited-service eating places .....	244	476	2 435	24	10	3	7	4	-	-	-	-	-	-	-	-							
81	<b>Other services (except public administration)</b> .....	290	1 308	5 554	81	59	16	6	-	-	-	-	-	-	-	-	-							
813	Religious, grantmaking, civic, prof & like organizations .....	143	381	1 675	42	31	9	2	-	-	-	-	-	-	-	-	-							
8131	Religious organizations .....	116	308	1 284	33	24	7	2	-	-	-	-	-	-	-	-	-							
81311	Religious organizations .....	116	308	1 284	33	24	7	2	-	-	-	-	-	-	-	-	-							
813110	Religious organizations .....	116	308	1 284	33	24	7	2	-	-	-	-	-	-	-	-	-							
99	<b>Unclassified establishments</b> .....	(A)	(D)	(D)	2	2	-	-	-	-	-	-	-	-	-	-	-							
<b>PERQUIMANS</b>																								
	<b>Total</b> .....	1 365	6 452	27 027	183	110	38	21	9	5	-	-	-	-	-	-	-							
11	<b>Forestry, fishing, hunting, and agriculture support</b> .....	(B)	(D)	(D)	7	4	1	2	-	-	-	-	-	-	-	-	-							
22	<b>Utilities</b> .....	(B)	(D)	(D)	1	-	-	-	1	-	-	-	-	-	-	-	-							
23	<b>Construction</b> .....	126	666	2 893	26	17	6	2	1	-	-	-	-	-	-	-	-							
31-33	<b>Manufacturing</b> .....	149	711	2 775	8	3	1	2	1	1	-	-	-	-	-	-	-							
42	<b>Wholesale trade</b> .....	85	516	2 262	10	2	5	3	-	-	-	-	-	-	-	-	-							
44-45	<b>Retail trade</b> .....	204	811	3 286	34	19	11	3	-	1	-	-	-	-	-	-	-							
48-49	<b>Transportation &amp; warehousing</b> .....	28	136	616	11	9	2	-	-	-	-	-	-	-	-	-	-							
51	<b>Information</b> .....	(A)	(D)	(D)	3	2	-	1	-	-	-	-	-	-	-	-	-							
52	<b>Finance &amp; insurance</b> .....	31	184	791	6	4	1	1	-	-	-	-	-	-	-	-	-							
53	<b>Real estate &amp; rental &amp; leasing</b> .....	(A)	(D)	(D)	5	5	-	-	-	-	-	-	-	-	-	-	-							
54	<b>Professional, scientific &amp; technical services</b> .....	38	305	968	10	8	1	1	-	-	-	-	-	-	-	-	-							
56	<b>Admin, support, waste mgt, remediation services</b> .....	(B)	(D)	(D)	7	5	1	-	-	1	-	-	-	-	-	-	-							
61	<b>Educational services</b> .....	(A)	(D)	(D)	1	1	-	-	-	-	-	-	-	-	-	-	-							
62	<b>Health care and social assistance</b> .....	249	1 019	4 308	16	6	4	3	2	1	-	-	-	-	-	-	-							
623	Nursing & residential care facilities .....	124	480	2 090	5	1	1	2	-	1	-	-	-	-	-	-	-							

See footnotes at end of table.

**Table 6. Counties—Employees, Payroll, and Establishments by Industry: 2002—Con.**

[Excludes most government employees, railroad employees, and self-employed persons. Size class 1 to 4 includes establishments with payroll, but no employees, during mid-March pay period. (D) denotes figures withheld to avoid disclosing data for individual companies; the data are included in broader industry totals. Detailed industries with 100 or more employees are shown if industry was not a (D). For explanation of terms, abbreviations, and data reliability/comparability, see introductory text]

NAICS code	Industry	Number of employees for week including March 12	Payroll (\$1,000)		Total number of establishments	Number of establishments by employment-size class									
			First quarter	Annual		1 to 4	5 to 9	10 to 19	20 to 49	50 to 99	100 to 249	250 to 499	500 to 999	1,000 or more	
<b>PERQUIMANS—Con.</b>															
71	Arts, entertainment & recreation .....	(A)	(D)	(D)	1	1	—	—	—	—	—	—	—	—	
72	Accommodation & food services .....	206	843	3 356	12	4	1	3	3	1	—	—	—	—	
722	Food services & drinking places .....	(C)	(D)	(D)	11	3	1	3	3	1	—	—	—	—	
81	Other services (except public administration) .....	84	215	846	25	20	4	—	1	—	—	—	—	—	
<b>PERSON</b>															
	<b>Total</b> .....	<b>10 247</b>	<b>73 183</b>	<b>294 893</b>	<b>787</b>	<b>441</b>	<b>172</b>	<b>99</b>	<b>48</b>	<b>11</b>	<b>8</b>	<b>6</b>	<b>1</b>	<b>1</b>	
11	Forestry, fishing, hunting, and agriculture support .....	22	112	500	7	6	1	—	—	—	—	—	—	—	
21	Mining .....	(B)	(D)	(D)	1	—	—	—	1	—	—	—	—	—	
22	Utilities .....	(E)	(D)	(D)	3	—	—	1	1	—	—	1	—	—	
221	Utilities .....	(E)	(D)	(D)	3	—	—	1	1	—	—	1	—	—	
2211	Elec pwr generation, transmsn & distribution ...	(E)	(D)	(D)	3	—	—	1	1	—	—	1	—	—	
22112	Electric pwr transmsn, control & distribution ..	(E)	(D)	(D)	2	—	—	1	—	—	—	1	—	—	
23	Construction .....	831	4 627	19 618	139	88	29	16	5	—	1	—	—	—	
233	Building, developing & general contracting .....	193	1 147	4 746	47	35	6	4	2	—	—	—	—	—	
2332	Residential building construction .....	100	427	1 903	36	31	4	—	1	—	—	—	—	—	
23321	Single-family housing construction .....	100	427	1 903	36	31	4	—	1	—	—	—	—	—	
233210	Single-family housing construction .....	100	427	1 903	36	31	4	—	1	—	—	—	—	—	
235	Special trade contractors .....	606	3 314	14 280	87	52	20	11	3	—	1	—	—	—	
2353	Electrical contractors .....	141	722	2 926	18	6	7	4	1	—	—	—	—	—	
23531	Electrical contractors .....	141	722	2 926	18	6	7	4	1	—	—	—	—	—	
235310	Electrical contractors .....	141	722	2 926	18	6	7	4	1	—	—	—	—	—	
2359	Other special trade contractors .....	226	1 683	7 935	17	9	4	2	1	—	1	—	—	—	
23595	Bldg equip & oth mach installation contractor .	(C)	(D)	(D)	1	—	—	—	—	—	1	—	—	—	
31-33	<b>Manufacturing</b> .....	<b>3 555</b>	<b>32 720</b>	<b>126 935</b>	<b>38</b>	<b>9</b>	<b>9</b>	<b>6</b>	<b>3</b>	<b>2</b>	<b>4</b>	<b>3</b>	<b>1</b>	<b>1</b>	
312	Beverage & tobacco product mfg .....	(C)	(D)	(D)	1	—	—	—	—	—	1	—	—	—	
3122	Tobacco mfg .....	(C)	(D)	(D)	1	—	—	—	—	—	1	—	—	—	
31222	Tobacco product mfg .....	(C)	(D)	(D)	1	—	—	—	—	—	1	—	—	—	
313	Textile mills .....	(G)	(D)	(D)	1	—	—	—	—	—	—	—	—	1	
3132	Fabric mills .....	(G)	(D)	(D)	1	—	—	—	—	—	—	—	—	1	
31321	Broadwoven fabric mills .....	(G)	(D)	(D)	1	—	—	—	—	—	—	—	—	1	
314	Textile product mills .....	240	1 571	6 505	4	—	—	1	1	2	—	—	—	—	
3149	Other textile product mills .....	(C)	(D)	(D)	3	—	—	1	1	1	—	—	—	—	
31499	All other textile product mills .....	(C)	(D)	(D)	3	—	—	1	1	1	—	—	—	—	
321	Wood product mfg .....	(E)	(D)	(D)	3	—	1	—	—	—	1	1	—	—	
3212	Veneer, plywood & engineered wood product mfg .....	(E)	(D)	(D)	3	—	1	—	—	—	1	1	—	—	
32121	Veneer, plywood & engineered wood product mfg .....	(E)	(D)	(D)	3	—	1	—	—	—	1	1	—	—	
331	Primary metal mfg .....	(C)	(D)	(D)	3	1	—	1	—	—	1	—	—	—	
3313	Alumina & aluminum production & processing ..	(C)	(D)	(D)	1	—	—	—	—	—	1	—	—	—	
33131	Alumina & aluminum production & processing .....	(C)	(D)	(D)	1	—	—	—	—	—	1	—	—	—	
332	Fabricated metal product mfg .....	(E)	(D)	(D)	4	1	2	—	—	—	1	—	—	—	
3323	Architectural & structural metals mfg .....	(C)	(D)	(D)	1	—	—	—	—	—	1	—	—	—	
33232	Ornamental & architectural metal prod mfg ...	(C)	(D)	(D)	1	—	—	—	—	—	1	—	—	—	
334	Computer & electronic product mfg .....	(E)	(D)	(D)	4	2	—	—	1	—	—	1	—	—	
3344	Semiconductor & oth electronic component mfg .....	(E)	(D)	(D)	3	1	—	—	1	—	—	1	—	—	
33441	Semiconductor & oth electronic component mfg .....	(E)	(D)	(D)	3	1	—	—	1	—	—	1	—	—	
336	Transportation equipment mfg .....	(F)	(D)	(D)	2	—	—	—	—	—	—	1	1	—	
3363	Motor vehicle parts mfg .....	(F)	(D)	(D)	2	—	—	—	—	—	—	1	1	—	
33631	Motor vehicle gas engine & engine parts mfg .	(F)	(D)	(D)	1	—	—	—	—	—	—	—	1	—	
33635	MV transmission & power train parts mfg ....	(E)	(D)	(D)	1	—	—	—	—	—	—	1	—	—	
42	<b>Wholesale trade</b> .....	<b>240</b>	<b>1 711</b>	<b>7 875</b>	<b>32</b>	<b>17</b>	<b>7</b>	<b>5</b>	<b>3</b>	—	—	—	—	—	
422	Wholesale trade, nondurable goods .....	141	1 026	5 014	15	8	3	2	2	—	—	—	—	—	

See footnotes at end of table.

**Table 6. Counties—Employees, Payroll, and Establishments by Industry: 2002—Con.**

[Excludes most government employees, railroad employees, and self-employed persons. Size class 1 to 4 includes establishments with payroll, but no employees, during mid-March pay period. (D) denotes figures withheld to avoid disclosing data for individual companies; the data are included in broader industry totals. Detailed industries with 100 or more employees are shown if industry was not a (D). For explanation of terms, abbreviations, and data reliability/comparability, see introductory text]

NAICS code	Industry	Number of employees for week including March 12	Payroll (\$1,000)		Total number of establishments	Number of establishments by employment-size class									
			First quarter	Annual		1 to 4	5 to 9	10 to 19	20 to 49	50 to 99	100 to 249	250 to 499	500 to 999	1,000 or more	
<b>PERSON—Con.</b>															
<b>44-45</b>	<b>Retail trade</b>	<b>1 456</b>	<b>6 523</b>	<b>27 677</b>	<b>160</b>	<b>76</b>	<b>50</b>	<b>17</b>	<b>13</b>	<b>3</b>	<b>1</b>				
441	Motor vehicle & parts dealers	208	1 313	5 960	24	11	6	4	3						
4411	Automobile dealers	130	884	4 015	12	7	1	1	3						
44111	New car dealers	117	769	3 289	7	3	1		3						
441110	New car dealers	117	769	3 289	7	3	1		3						
444	Bldg material & garden equip & supp dealers	134	741	3 079	13	4	7	1		1					
4441	Building material & supplies dealers	109	625	2 602	9	3	4	1		1					
445	Food & beverage stores	313	1 120	4 383	24	14	2	3	3	2					
4451	Grocery stores	290	1 041	4 109	20	12	1	2	3	2					
44511	Grocery (except convenience) stores	271	983	3 886	9	2		2	3	2					
445110	Grocery (except convenience) stores	271	983	3 886	9	2		2	3	2					
446	Health & personal care stores	111	412	1 684	12	5	3	1	3						
4461	Health & personal care stores	111	412	1 684	12	5	3	1	3						
447	Gasoline stations	174	586	2 281	30	14	11	4	1						
4471	Gasoline stations	174	586	2 281	30	14	11	4	1						
44711	Gasoline stations with convenience stores	134	405	1 697	23	10	10	2	1						
447110	Gasoline stations with convenience stores	134	405	1 697	23	10	10	2	1						
452	General merchandise stores	(C)	(D)	(D)	6	2	2		1		1				
4521	Department stores	(C)	(D)	(D)	1						1				
45211	Department stores	(C)	(D)	(D)	1						1				
<b>48-49</b>	<b>Transportation &amp; warehousing</b>	<b>112</b>	<b>670</b>	<b>3 103</b>	<b>24</b>	<b>16</b>	<b>4</b>	<b>3</b>	<b>1</b>						
484	Truck transportation	100	529	2 472	20	14	2	3	1						
<b>51</b>	<b>Information</b>	<b>104</b>	<b>770</b>	<b>3 417</b>	<b>10</b>	<b>5</b>		<b>4</b>	<b>1</b>						
<b>52</b>	<b>Finance &amp; insurance</b>	<b>228</b>	<b>1 305</b>	<b>5 295</b>	<b>35</b>	<b>20</b>	<b>8</b>	<b>6</b>	<b>1</b>						
522	Credit intermediation & related activities	178	959	3 774	21	9	6	5	1						
5221	Depository credit intermediation	(C)	(D)	(D)	10	1	3	5	1						
52211	Commercial banking	131	658	2 615	8		3	4	1						
522110	Commercial banking	131	658	2 615	8		3	4	1						
<b>53</b>	<b>Real estate &amp; rental &amp; leasing</b>	<b>80</b>	<b>332</b>	<b>1 445</b>	<b>19</b>	<b>14</b>	<b>3</b>	<b>2</b>							
<b>54</b>	<b>Professional, scientific &amp; technical services</b>	<b>136</b>	<b>807</b>	<b>3 610</b>	<b>42</b>	<b>31</b>	<b>8</b>	<b>3</b>							
541	Professional, scientific & technical services	136	807	3 610	42	31	8	3							
<b>55</b>	<b>Management of companies &amp; enterprises</b>	<b>(E)</b>	<b>(D)</b>	<b>(D)</b>	<b>2</b>	<b>1</b>						<b>1</b>			
551	Management of companies & enterprises	(E)	(D)	(D)	2	1						1			
5511	Management of companies & enterprises	(E)	(D)	(D)	2	1						1			
55111	Management of companies & enterprises	(E)	(D)	(D)	2	1						1			
<b>56</b>	<b>Admin, support, waste mgt, remediation services</b>	<b>447</b>	<b>1 483</b>	<b>8 472</b>	<b>40</b>	<b>30</b>	<b>4</b>	<b>3</b>	<b>1</b>	<b>1</b>	<b>1</b>				
561	Administrative & support services	(E)	(D)	(D)	37	28	4	2	1	1	1				
5613	Employment services	(E)	(D)	(D)	3					1	1				
56132	Temporary help services	(E)	(D)	(D)	2					1	1				
5617	Services to buildings & dwellings	122	298	1 270	29	24	2	2	1						
<b>61</b>	<b>Educational services</b>	<b>(B)</b>	<b>(D)</b>	<b>(D)</b>	<b>4</b>	<b>1</b>	<b>2</b>	<b>1</b>							
<b>62</b>	<b>Health care and social assistance</b>	<b>1 023</b>	<b>5 913</b>	<b>26 740</b>	<b>74</b>	<b>35</b>	<b>15</b>	<b>15</b>	<b>7</b>		<b>1</b>	<b>1</b>			
621	Ambulatory health care services	247	2 120	10 039	33	13	12	4	4						
6211	Offices of physicians	142	1 400	6 686	16	5	6	2	3						
62111	Offices of physicians	142	1 400	6 686	16	5	6	2	3						
621111	Offices of physicians (exc mental health)	142	1 400	6 686	16	5	6	2	3						
622	Hospitals	(E)	(D)	(D)	1							1			
6221	General medical & surgical hospitals	(E)	(D)	(D)	1							1			
62211	General medical & surgical hospitals	(E)	(D)	(D)	1							1			
623	Nursing & residential care facilities	284	1 241	5 187	20	10	1	6	2		1				
6233	Community care facilities for the elderly	(C)	(D)	(D)	6	1		2	2		1				
62331	Community care facilities for the elderly	(C)	(D)	(D)	6	1		2	2		1				
624	Social assistance	(C)	(D)	(D)	20	12	2	5	1						
<b>71</b>	<b>Arts, entertainment &amp; recreation</b>	<b>126</b>	<b>316</b>	<b>1 341</b>	<b>12</b>	<b>9</b>		<b>1</b>	<b>1</b>	<b>1</b>					
713	Amusement, gambling & recreation industries	(C)	(D)	(D)	10	7		1	1	1					
7139	Other amusement & recreation industries	(C)	(D)	(D)	10	7		1	1	1					
<b>72</b>	<b>Accommodation &amp; food services</b>	<b>749</b>	<b>1 572</b>	<b>7 147</b>	<b>42</b>	<b>9</b>	<b>11</b>	<b>8</b>	<b>10</b>	<b>4</b>					
722	Food services & drinking places	683	1 457	6 517	36	9	7	7	9	4					
7221	Full-service restaurants	252	422	2 003	15	5	3	2	3	2					
72211	Full-service restaurants	252	422	2 003	15	5	3	2	3	2					
722110	Full-service restaurants	252	422	2 003	15	5	3	2	3	2					
7222	Limited-service eating places	400	973	4 204	17	2	3	5	5	2					
72221	Limited-service eating places	400	973	4 204	17	2	3	5	5	2					
722211	Limited-service restaurants	400	973	4 204	17	2	3	5	5	2					

See footnotes at end of table.

**Table 6. Counties—Employees, Payroll, and Establishments by Industry: 2002—Con.**

[Excludes most government employees, railroad employees, and self-employed persons. Size class 1 to 4 includes establishments with payroll, but no employees, during mid-March pay period. (D) denotes figures withheld to avoid disclosing data for individual companies; the data are included in broader industry totals. Detailed industries with 100 or more employees are shown if industry was not a (D). For explanation of terms, abbreviations, and data reliability/comparability, see introductory text]

NAICS code	Industry	Number of employees for week including March 12	Payroll (\$1,000)		Total number of establishments	Number of establishments by employment-size class								
			First quarter	Annual		1 to 4	5 to 9	10 to 19	20 to 49	50 to 99	100 to 249	250 to 499	500 to 999	1,000 or more
<b>PERSON—Con.</b>														
<b>81</b>	<b>Other services (except public administration) .....</b>	<b>356</b>	<b>1 240</b>	<b>5 272</b>	<b>100</b>	<b>71</b>	<b>21</b>	<b>8</b>	—	—	—	—	—	—
811	Repair & maintenance .....	125	566	2 253	32	25	2	5	—	—	—	—	—	—
813	Religious, grantmaking, civic, prof & like organizations .....	178	488	2 190	53	34	18	1	—	—	—	—	—	—
8131	Religious organizations .....	163	387	1 747	48	30	17	1	—	—	—	—	—	—
81311	Religious organizations .....	163	387	1 747	48	30	17	1	—	—	—	—	—	—
813110	Religious organizations .....	163	387	1 747	48	30	17	1	—	—	—	—	—	—
<b>99</b>	<b>Unclassified establishments .....</b>	<b>5</b>	<b>17</b>	<b>120</b>	<b>3</b>	<b>3</b>	—	—	—	—	—	—	—	—
<b>PITT</b>														
	<b>Total .....</b>	<b>51 462</b>	<b>313 894</b>	<b>1 332 761</b>	<b>3 257</b>	<b>1 620</b>	<b>698</b>	<b>436</b>	<b>325</b>	<b>114</b>	<b>43</b>	<b>16</b>	<b>3</b>	<b>2</b>
<b>11</b>	<b>Forestry, fishing, hunting, and agriculture support .....</b>	<b>87</b>	<b>425</b>	<b>1 863</b>	<b>16</b>	<b>9</b>	<b>4</b>	<b>2</b>	<b>1</b>	—	—	—	—	—
<b>21</b>	<b>Mining .....</b>	<b>(B)</b>	<b>(D)</b>	<b>(D)</b>	<b>3</b>	<b>2</b>	—	—	<b>1</b>	—	—	—	—	—
<b>22</b>	<b>Utilities .....</b>	<b>65</b>	<b>459</b>	<b>2 063</b>	<b>6</b>	<b>2</b>	<b>1</b>	<b>2</b>	<b>1</b>	—	—	—	—	—
<b>23</b>	<b>Construction .....</b>	<b>3 027</b>	<b>18 905</b>	<b>78 850</b>	<b>349</b>	<b>210</b>	<b>54</b>	<b>50</b>	<b>23</b>	<b>9</b>	<b>3</b>	—	—	—
233	Building, developing & general contracting .....	945	6 972	29 591	113	75	14	13	7	2	2	—	—	—
2332	Residential building construction .....	(E)	(D)	(D)	85	63	13	8	1	—	—	—	—	—
23321	Single-family housing construction .....	267	1 359	5 875	81	61	13	6	1	—	—	—	—	—
233210	Single-family housing construction .....	267	1 359	5 875	81	61	13	6	1	—	—	—	—	—
2333	Nonresidential building construction .....	(F)	(D)	(D)	16	3	1	4	4	2	2	—	—	—
23331	Mfg & industrial building construction .....	(C)	(D)	(D)	4	2	—	—	1	—	1	—	—	—
23332	Commercial & institutional bldg construction ..	380	3 535	13 857	12	1	1	4	3	2	1	—	—	—
233320	Commercial & institutional bldg construction ..	380	3 535	13 857	12	1	1	4	3	2	1	—	—	—
234	Heavy construction .....	346	2 259	9 314	22	11	1	5	2	3	—	—	—	—
2349	Other heavy construction .....	(E)	(D)	(D)	20	10	1	4	2	3	—	—	—	—
23499	All other heavy construction .....	201	1 587	6 823	10	6	—	1	—	3	—	—	—	—
234990	All other heavy construction .....	201	1 587	6 823	10	6	—	1	—	3	—	—	—	—
235	Special trade contractors .....	1 736	9 674	39 945	214	124	39	32	14	4	1	—	—	—
2351	Plumbing, heating & AC contractor .....	274	1 586	6 781	35	18	6	9	2	—	—	—	—	—
23511	Plumbing, heating & AC contractor .....	274	1 586	6 781	35	18	6	9	2	—	—	—	—	—
235110	Plumbing, heating & AC contractor .....	274	1 586	6 781	35	18	6	9	2	—	—	—	—	—
2353	Electrical contractors .....	323	1 791	7 301	43	22	13	6	1	1	—	—	—	—
23531	Electrical contractors .....	323	1 791	7 301	43	22	13	6	1	1	—	—	—	—
235310	Electrical contractors .....	323	1 791	7 301	43	22	13	6	1	1	—	—	—	—
2354	Masonry, drywall, insulation, tile contractors ...	484	2 509	9 470	33	15	3	8	5	1	1	—	—	—
23541	Masonry & stone contractors .....	257	1 012	4 607	20	10	1	5	3	1	—	—	—	—
235410	Masonry & stone contractors .....	257	1 012	4 607	20	10	1	5	3	1	—	—	—	—
23542	Drywall, acoustical & insulation contractors ...	212	1 443	4 660	8	1	1	3	2	—	1	—	—	—
235420	Drywall, acoustical & insulation contractors ...	212	1 443	4 660	8	1	1	3	2	—	1	—	—	—
2355	Carpentry & floor contractors .....	111	548	2 072	38	31	6	1	—	—	—	—	—	—
2356	Roofing, siding, & sheet metal contractors ...	154	901	4 204	9	5	—	—	3	1	—	—	—	—
23561	Roofing, siding, & sheet metal contractors ...	154	901	4 204	9	5	—	—	3	1	—	—	—	—
235610	Roofing, siding, & sheet metal contractors ...	154	901	4 204	9	5	—	—	3	1	—	—	—	—
2357	Concrete contractors .....	153	889	4 023	17	9	5	1	1	1	—	—	—	—
23571	Concrete contractors .....	153	889	4 023	17	9	5	1	1	1	—	—	—	—
235710	Concrete contractors .....	153	889	4 023	17	9	5	1	1	1	—	—	—	—
2359	Other special trade contractors .....	160	1 072	4 467	22	14	2	4	2	—	—	—	—	—
23599	All other special trade contractors .....	114	736	3 017	14	9	1	2	2	—	—	—	—	—
235990	All other special trade contractors .....	114	736	3 017	14	9	1	2	2	—	—	—	—	—
<b>31-33</b>	<b>Manufacturing .....</b>	<b>8 180</b>	<b>76 375</b>	<b>307 896</b>	<b>105</b>	<b>36</b>	<b>17</b>	<b>5</b>	<b>16</b>	<b>12</b>	<b>8</b>	<b>7</b>	<b>3</b>	<b>1</b>
311	Food mfg .....	124	679	3 206	6	1	2	—	2	1	—	—	—	—
312	Beverage & tobacco product mfg .....	(C)	(D)	(D)	3	1	—	1	—	—	1	—	—	—
3122	Tobacco mfg .....	(C)	(D)	(D)	1	—	—	—	—	—	1	—	—	—
31221	Tobacco stemming & redrying .....	(C)	(D)	(D)	1	—	—	—	—	—	1	—	—	—
313	Textile mills .....	(F)	(D)	(D)	5	1	1	—	—	1	1	—	1	—
3131	Fiber, yarn & thread mills .....	(C)	(D)	(D)	1	—	—	—	—	—	1	—	—	—
31311	Fiber, yarn & thread mills .....	(C)	(D)	(D)	1	—	—	—	—	—	1	—	—	—
3132	Fabric mills .....	(F)	(D)	(D)	1	—	—	—	—	—	—	—	—	1
31324	Knit fabric mills .....	(F)	(D)	(D)	1	—	—	—	—	—	—	—	—	1
314	Textile product mills .....	(E)	(D)	(D)	4	1	—	1	—	1	1	—	—	—
3149	Other textile product mills .....	(E)	(D)	(D)	3	—	—	1	—	1	1	—	—	—
31499	All other textile product mills .....	(E)	(D)	(D)	2	—	—	1	—	—	1	—	—	—
315	Apparel manufacturing .....	(C)	(D)	(D)	3	—	1	—	1	—	1	—	—	—
3152	Cut & sew apparel mfg .....	(C)	(D)	(D)	3	—	1	—	1	—	1	—	—	—
31522	Men's, boys' cut & sew apparel mfg .....	(C)	(D)	(D)	1	—	—	—	—	—	1	—	—	—
321	Wood product mfg .....	(C)	(D)	(D)	2	1	—	—	—	—	1	—	—	—
3211	Sawmills & wood preservation .....	(C)	(D)	(D)	1	—	—	—	—	—	1	—	—	—
32111	Sawmills & wood preservation .....	(C)	(D)	(D)	1	—	—	—	—	—	1	—	—	—
322	Paper mfg .....	246	2 463	10 934	3	—	—	—	—	2	1	—	—	—
3222	Converted paper product mfg .....	246	2 463	10 934	3	—	—	—	—	2	1	—	—	—
32229	Other converted paper product mfg .....	(C)	(D)	(D)	2	—	—	—	—	1	1	—	—	—
323	Printing & related support activities .....	155	983	4 452	13	8	2	—	2	1	—	—	—	—
3231	Printing & related support activities .....	155	983	4 452	13	8	2	—	2	1	—	—	—	—
32311	Printing .....	155	983	4 452	13	8	2	—	2	1	—	—	—	—

See footnotes at end of table.

**Table 6. Counties—Employees, Payroll, and Establishments by Industry: 2002—Con.**

[Excludes most government employees, railroad employees, and self-employed persons. Size class 1 to 4 includes establishments with payroll, but no employees, during mid-March pay period. (D) denotes figures withheld to avoid disclosing data for individual companies; the data are included in broader industry totals. Detailed industries with 100 or more employees are shown if industry was not a (D). For explanation of terms, abbreviations, and data reliability/comparability, see introductory text]

NAICS code	Industry	Number of employees for week including March 12	Payroll (\$1,000)		Total number of establishments	Number of establishments by employment-size class								
			First quarter	Annual		1 to 4	5 to 9	10 to 19	20 to 49	50 to 99	100 to 249	250 to 499	500 to 999	1,000 or more
<b>PITT—Con.</b>														
<b>31-33 Manufacturing—Con.</b>														
325	Chemical mfg . . . . .	(G)	(D)	(D)	5	—	—	—	3	—	1	—	—	1
3254	Pharmaceutical & medicine mfg . . . . .	(G)	(D)	(D)	2	—	—	—	1	—	—	—	—	1
32541	Pharmaceutical & medicine mfg . . . . .	(G)	(D)	(D)	2	—	—	—	1	—	—	—	—	1
3256	Soap, cleaners & toilet preparation mfg . . . . .	(C)	(D)	(D)	1	—	—	—	—	—	1	—	—	—
32561	Soap & cleaning compound mfg . . . . .	(C)	(D)	(D)	1	—	—	—	—	—	1	—	—	—
332	Fabricated metal product mfg . . . . .	736	6 584	27 451	17	4	4	—	4	4	—	1	—	—
3323	Architectural & structural metals mfg . . . . .	500	4 648	19 548	5	—	—	—	2	2	—	1	—	—
33231	Plate work & fabricated structural prod mfg . . . . .	(E)	(D)	(D)	4	—	—	—	1	2	—	1	—	—
3327	Mach shops, turn prod, screw, nut, bolt mfg . . . . .	(C)	(D)	(D)	9	3	4	—	2	—	—	—	—	—
33271	Machine shops . . . . .	(C)	(D)	(D)	9	3	4	—	2	—	—	—	—	—
3328	Coating, engrave, heat treating & oth activity . . . . .	(C)	(D)	(D)	2	—	—	—	—	2	—	—	—	—
33281	Coating, engrave, heat treating & oth activity . . . . .	(C)	(D)	(D)	2	—	—	—	—	2	—	—	—	—
333	Machinery mfg . . . . .	1 269	12 998	43 469	6	1	—	1	—	—	1	3	—	—
3334	HVAC & commercial refrigeration equipment mfg . . . . .	(E)	(D)	(D)	1	—	—	—	—	—	—	1	—	—
33341	HVAC & commercial refrigeration equipment mfg . . . . .	(E)	(D)	(D)	1	—	—	—	—	—	—	1	—	—
3335	Metalworking machinery mfg . . . . .	(E)	(D)	(D)	2	—	—	1	—	—	—	1	—	—
33351	Metalworking machinery mfg . . . . .	(E)	(D)	(D)	2	—	—	1	—	—	—	1	—	—
3336	Engine, turbine & power transmsn equip mfg . . . . .	(C)	(D)	(D)	1	—	—	—	—	—	1	—	—	—
33361	Engine, turbine & power transmsn equip mfg . . . . .	(C)	(D)	(D)	1	—	—	—	—	—	1	—	—	—
3339	Other general purpose machinery mfg . . . . .	(E)	(D)	(D)	2	1	—	—	—	—	—	1	—	—
33392	Material handling equipment mfg . . . . .	(E)	(D)	(D)	1	—	—	—	—	—	—	1	—	—
334	Computer & electronic product mfg . . . . .	(E)	(D)	(D)	2	—	—	—	—	1	—	1	—	—
3341	Computer & peripheral equipment mfg . . . . .	(E)	(D)	(D)	1	—	—	—	—	—	—	1	—	—
33411	Computer & peripheral equipment mfg . . . . .	(E)	(D)	(D)	1	—	—	—	—	—	—	1	—	—
336	Transportation equipment mfg . . . . .	1 337	11 611	47 092	6	2	—	—	—	1	—	2	1	—
3363	Motor vehicle parts mfg . . . . .	(F)	(D)	(D)	3	—	—	—	—	1	—	1	1	—
33632	MV electrical & electronic equipment mfg . . . . .	(F)	(D)	(D)	2	—	—	—	—	1	—	—	1	—
33633	Motor vehicle steering & suspension parts mfg . . . . .	(E)	(D)	(D)	1	—	—	—	—	—	—	1	—	—
3366	Ship & boat building . . . . .	(E)	(D)	(D)	2	1	—	—	—	—	—	1	—	—
33661	Ship & boat building . . . . .	(E)	(D)	(D)	2	1	—	—	—	—	—	1	—	—
339	Miscellaneous mfg . . . . .	601	2 954	9 065	16	8	4	1	2	—	—	—	1	—
3399	Other miscellaneous mfg . . . . .	(F)	(D)	(D)	6	2	2	—	1	—	—	—	1	—
33999	All other misc mfg . . . . .	(F)	(D)	(D)	1	—	—	—	—	—	—	—	1	—
<b>42</b>	<b>Wholesale trade . . . . .</b>	<b>1 681</b>	<b>12 804</b>	<b>51 017</b>	<b>159</b>	<b>85</b>	<b>33</b>	<b>20</b>	<b>17</b>	<b>1</b>	<b>3</b>	—	—	—
421	Wholesale trade, durable goods . . . . .	969	7 389	29 672	108	55	27	15	9	1	1	—	—	—
4211	Motor vehicle, motor vehicle pt & supply whsle . . . . .	163	680	2 695	16	10	3	—	2	1	—	—	—	—
42111	Automobile & other motor vehicle whsle . . . . .	116	460	1 997	9	6	1	—	1	1	—	—	—	—
421110	Automobile & other motor vehicle whsle . . . . .	116	460	1 997	9	6	1	—	1	1	—	—	—	—
4214	Professional & commercial equip & supp whsle . . . . .	292	2 783	10 922	18	10	2	2	3	—	1	—	—	—
42142	Office equipment whsle . . . . .	166	1 806	6 887	5	1	1	1	1	—	1	—	—	—
421420	Office equipment whsle . . . . .	166	1 806	6 887	5	1	1	1	1	—	1	—	—	—
4217	Hardware, plumb & heating equip & sup whsle . . . . .	131	1 025	4 260	21	9	9	2	1	—	—	—	—	—
4218	Machinery, equipment & supplies whsle . . . . .	165	1 430	5 615	22	10	6	5	1	—	—	—	—	—
422	Wholesale trade, nondurable goods . . . . .	712	5 415	21 345	51	30	6	5	8	—	2	—	—	—
4224	Grocery & related product whsle . . . . .	242	2 050	7 793	9	3	2	1	2	—	1	—	—	—
42249	Other grocery & related products whsle . . . . .	(C)	(D)	(D)	3	1	—	—	1	—	1	—	—	—
4228	Beer, wine, distilled alcoholic beverage whsle . . . . .	(C)	(D)	(D)	1	—	—	—	—	—	1	—	—	—
42281	Beer & ale whsle . . . . .	(C)	(D)	(D)	1	—	—	—	—	—	1	—	—	—
4229	Miscellaneous nondurable goods whsle . . . . .	177	1 884	7 202	19	11	2	3	3	—	—	—	—	—
42291	Farm supplies whsle . . . . .	147	1 193	5 477	11	4	2	2	3	—	—	—	—	—
422910	Farm supplies whsle . . . . .	147	1 193	5 477	11	4	2	2	3	—	—	—	—	—
<b>44-45</b>	<b>Retail trade . . . . .</b>	<b>7 926</b>	<b>35 501</b>	<b>149 591</b>	<b>674</b>	<b>273</b>	<b>209</b>	<b>102</b>	<b>63</b>	<b>19</b>	<b>7</b>	<b>1</b>	—	—
441	Motor vehicle & parts dealers . . . . .	1 138	8 751	37 826	82	34	17	13	14	4	—	—	—	—
4411	Automobile dealers . . . . .	760	6 733	29 143	42	20	5	3	10	4	—	—	—	—
44111	New car dealers . . . . .	686	6 235	27 060	18	1	—	3	10	4	—	—	—	—
441110	New car dealers . . . . .	686	6 235	27 060	18	1	—	3	10	4	—	—	—	—
4413	Automotive parts, accessories & tire stores . . . . .	304	1 521	6 376	31	9	10	3	—	—	—	—	—	—
44131	Automotive parts, accessories & tire stores . . . . .	147	594	2 495	18	6	6	5	1	—	—	—	—	—
441310	Automotive parts, accessories & tire stores . . . . .	147	594	2 495	18	6	6	5	1	—	—	—	—	—
44132	Tire dealers . . . . .	157	927	3 881	13	3	4	4	2	—	—	—	—	—
441320	Tire dealers . . . . .	157	927	3 881	13	3	4	4	2	—	—	—	—	—
442	Furniture & home furnishing stores . . . . .	376	1 703	7 053	53	28	13	8	4	—	—	—	—	—
4421	Furniture stores . . . . .	181	992	4 171	22	12	3	5	2	—	—	—	—	—
44211	Furniture stores . . . . .	181	992	4 171	22	12	3	5	2	—	—	—	—	—
442110	Furniture stores . . . . .	181	992	4 171	22	12	3	5	2	—	—	—	—	—
4422	Home furnishings stores . . . . .	195	711	2 882	31	16	10	3	2	—	—	—	—	—
44229	Other home furnishings stores . . . . .	118	314	1 238	16	10	2	2	—	—	—	—	—	—
443	Electronics & appliance stores . . . . .	226	1 135	5 729	30	15	10	3	1	1	—	—	—	—
4431	Electronics & appliance stores . . . . .	226	1 135	5 729	30	15	10	3	1	1	—	—	—	—
44311	Appliance, TV & all other electronics stores . . . . .	165	826	4 606	17	9	3	3	1	1	—	—	—	—

See footnotes at end of table.

**Table 6. Counties—Employees, Payroll, and Establishments by Industry: 2002—Con.**

[Excludes most government employees, railroad employees, and self-employed persons. Size class 1 to 4 includes establishments with payroll, but no employees, during mid-March pay period. (D) denotes figures withheld to avoid disclosing data for individual companies; the data are included in broader industry totals. Detailed industries with 100 or more employees are shown if industry was not a (D). For explanation of terms, abbreviations, and data reliability/comparability, see introductory text]

NAICS code	Industry	Number of employees for week including March 12	Payroll (\$1,000)		Total number of establishments	Number of establishments by employment-size class								
			First quarter	Annual		1 to 4	5 to 9	10 to 19	20 to 49	50 to 99	100 to 249	250 to 499	500 to 999	1,000 or more
<b>PITT—Con.</b>														
<b>44-45 Retail trade—Con.</b>														
444	Bldg material & garden equip & supp dealers . . . . .	607	3 328	16 281	56	27	14	9	4	1	1	—	—	—
4441	Building material & supplies dealers . . . . .	508	2 840	14 179	44	21	11	8	2	1	1	—	—	—
44411	Home centers . . . . .	183	714	4 468	3	1	1	—	—	—	1	—	—	—
444110	Home centers . . . . .	183	714	4 468	3	1	1	—	—	—	1	—	—	—
44419	Other building material dealers . . . . .	267	1 911	8 820	26	9	8	6	2	1	—	—	—	—
444190	Other building material dealers . . . . .	267	1 911	8 820	26	9	8	6	2	1	—	—	—	—
445	Food & beverage stores . . . . .	1 215	4 295	17 996	68	32	9	7	13	6	1	—	—	—
4451	Grocery stores . . . . .	1 084	3 795	15 873	45	17	6	4	11	6	1	—	—	—
44511	Grocery (except convenience) stores . . . . .	1 007	3 563	14 937	27	5	2	2	11	6	1	—	—	—
445110	Grocery (except convenience) stores . . . . .	1 007	3 563	14 937	27	5	2	2	11	6	1	—	—	—
4452	Specialty food stores . . . . .	(C)	(D)	(D)	13	7	1	3	2	—	—	—	—	—
446	Health & personal care stores . . . . .	608	2 952	11 587	43	11	9	10	12	1	—	—	—	—
4461	Health & personal care stores . . . . .	608	2 952	11 587	43	11	9	10	12	1	—	—	—	—
44611	Pharmacies & drug stores . . . . .	498	2 522	9 722	22	—	2	7	12	1	—	—	—	—
446110	Pharmacies & drug stores . . . . .	498	2 522	9 722	22	—	2	7	12	1	—	—	—	—
447	Gasoline stations . . . . .	450	1 606	6 527	76	28	41	6	—	1	—	—	—	—
4471	Gasoline stations . . . . .	450	1 606	6 527	76	28	41	6	—	1	—	—	—	—
44711	Gasoline stations with convenience stores . . . . .	392	1 383	5 582	59	17	35	6	—	1	—	—	—	—
447110	Gasoline stations with convenience stores . . . . .	392	1 383	5 582	59	17	35	6	—	1	—	—	—	—
448	Clothing & clothing accessories stores . . . . .	936	2 734	10 494	94	26	41	19	6	1	1	—	—	—
4481	Clothing stores . . . . .	698	1 817	7 468	63	17	26	13	5	1	1	—	—	—
44812	Women's clothing stores . . . . .	223	481	1 957	28	5	16	7	—	—	—	—	—	—
448120	Women's clothing stores . . . . .	223	481	1 957	28	5	16	7	—	—	—	—	—	—
44814	Family clothing stores . . . . .	330	894	3 515	14	3	1	4	4	1	1	—	—	—
448140	Family clothing stores . . . . .	330	894	3 515	14	3	1	4	4	1	1	—	—	—
4482	Shoe stores . . . . .	129	316	1 216	13	2	6	4	1	—	—	—	—	—
44821	Shoe stores . . . . .	129	316	1 216	13	2	6	4	1	—	—	—	—	—
448210	Shoe stores . . . . .	129	316	1 216	13	2	6	4	1	—	—	—	—	—
4483	Jewelry, luggage & leather goods stores . . . . .	109	601	1 810	18	7	9	2	—	—	—	—	—	—
44831	Jewelry stores . . . . .	109	601	1 810	18	7	9	2	—	—	—	—	—	—
448310	Jewelry stores . . . . .	109	601	1 810	18	7	9	2	—	—	—	—	—	—
451	Sporting goods, hobby, book & music stores . . . . .	361	1 217	5 018	37	14	15	4	3	1	—	—	—	—
4511	Sporting goods, hobby, musical instrument stores . . . . .	232	745	3 185	25	10	10	3	1	1	—	—	—	—
45112	Hobby, toy & game stores . . . . .	123	228	1 015	5	1	2	—	1	1	—	—	—	—
451120	Hobby, toy & game stores . . . . .	123	228	1 015	5	1	2	—	1	1	—	—	—	—
4512	Book, periodical & music stores . . . . .	129	472	1 833	12	4	5	1	2	—	—	—	—	—
45121	Book stores & news dealers . . . . .	101	402	1 657	7	3	1	1	2	—	—	—	—	—
452	General merchandise stores . . . . .	1 342	4 998	19 893	31	3	17	3	—	3	4	1	—	—
4521	Department stores . . . . .	601	2 147	8 257	6	—	—	—	—	3	3	—	—	—
45211	Department stores . . . . .	601	2 147	8 257	6	—	—	—	—	3	3	—	—	—
452110	Department stores . . . . .	601	2 147	8 257	6	—	—	—	—	3	3	—	—	—
4529	Other general merchandise stores . . . . .	741	2 851	11 636	25	3	17	3	—	—	1	1	—	—
45291	Warehouse clubs & superstores . . . . .	(E)	(D)	(D)	1	—	—	—	—	—	—	1	—	—
45299	All other general merchandise stores . . . . .	(E)	(D)	(D)	24	3	17	3	—	—	1	—	—	—
453	Miscellaneous store retailers . . . . .	558	2 266	9 275	81	41	17	18	5	—	—	—	—	—
4532	Office supplies, stationery & gift stores . . . . .	213	732	2 982	23	9	4	7	3	—	—	—	—	—
45322	Gift, novelty & souvenir stores . . . . .	141	307	1 275	17	6	4	6	1	—	—	—	—	—
453220	Gift, novelty & souvenir stores . . . . .	141	307	1 275	17	6	4	6	1	—	—	—	—	—
4539	Other miscellaneous store retailers . . . . .	223	1 132	4 673	37	20	9	7	1	—	—	—	—	—
45393	Manufactured (mobile) home dealers . . . . .	112	877	3 470	19	9	6	4	—	—	—	—	—	—
453930	Manufactured (mobile) home dealers . . . . .	112	877	3 470	19	9	6	4	—	—	—	—	—	—
454	Nonstore retailers . . . . .	109	516	1 912	23	14	6	2	1	—	—	—	—	—
<b>48-49 Transportation &amp; warehousing</b>														
484	Truck transportation . . . . .	283	1 900	7 877	45	28	8	5	4	—	—	—	—	—
4841	General freight trucking . . . . .	151	1 252	5 397	23	14	4	3	2	—	—	—	—	—
48412	General freight trucking, long-distance . . . . .	146	1 221	5 248	18	9	4	3	2	—	—	—	—	—
484122	General freight trucking, long-distance, LTL . . . . .	100	944	4 321	8	2	3	1	2	—	—	—	—	—
4842	Specialized freight trucking . . . . .	132	648	2 480	22	14	4	2	2	—	—	—	—	—
492	Couriers & messengers . . . . .	113	491	2 382	8	4	1	—	3	—	—	—	—	—
493	Warehousing & storage . . . . .	115	734	2 880	7	5	—	—	1	1	—	—	—	—
4931	Warehousing & storage . . . . .	115	734	2 880	7	5	—	—	1	1	—	—	—	—
49311	General warehousing & storage . . . . .	(C)	(D)	(D)	5	3	—	—	1	1	—	—	—	—
<b>51</b>	<b>Information</b> . . . . .	<b>1 091</b>	<b>9 998</b>	<b>37 917</b>	<b>52</b>	<b>28</b>	<b>8</b>	<b>6</b>	<b>3</b>	<b>4</b>	<b>3</b>	—	—	—
511	Publishing industries . . . . .	(C)	(D)	(D)	5	3	1	—	—	—	1	—	—	—
5111	Newspaper, periodical, book, database publishers . . . . .	(C)	(D)	(D)	3	2	—	—	—	—	1	—	—	—
51111	Newspaper publishers . . . . .	(C)	(D)	(D)	3	2	—	—	—	—	1	—	—	—
513	Broadcasting & telecommunications . . . . .	788	8 023	29 821	36	18	4	6	3	3	2	—	—	—
5131	Radio & television broadcasting . . . . .	128	898	3 919	7	2	1	3	—	1	—	—	—	—
5133	Telecommunications . . . . .	(F)	(D)	(D)	28	16	3	3	2	2	2	—	—	—
51331	Wired telecommunications carriers . . . . .	578	6 595	23 845	24	13	3	3	1	2	2	—	—	—
513310	Wired telecommunications carriers . . . . .	578	6 595	23 845	24	13	3	3	1	2	2	—	—	—

See footnotes at end of table.

**Table 6. Counties—Employees, Payroll, and Establishments by Industry: 2002—Con.**

[Excludes most government employees, railroad employees, and self-employed persons. Size class 1 to 4 includes establishments with payroll, but no employees, during mid-March pay period. (D) denotes figures withheld to avoid disclosing data for individual companies; the data are included in broader industry totals. Detailed industries with 100 or more employees are shown if industry was not a (D). For explanation of terms, abbreviations, and data reliability/comparability, see introductory text]

NAICS code	Industry	Number of employees for week including March 12	Payroll (\$1,000)		Total number of establishments	Number of establishments by employment-size class									
			First quarter	Annual		1 to 4	5 to 9	10 to 19	20 to 49	50 to 99	100 to 249	250 to 499	500 to 999	1,000 or more	
<b>PITT—Con.</b>															
<b>52</b>	<b>Finance &amp; insurance</b> .....	<b>1 817</b>	<b>13 795</b>	<b>54 519</b>	<b>218</b>	<b>127</b>	<b>55</b>	<b>25</b>	<b>7</b>	<b>1</b>	<b>2</b>	<b>1</b>	—	—	
522	Credit intermediation & related activities .....	1 263	9 693	36 691	102	39	38	17	5	1	1	1	—	—	
5221	Depository credit intermediation .....	1 033	7 926	29 188	48	5	22	13	5	1	1	1	—	—	
52211	Commercial banking .....	948	7 508	27 487	42	3	20	13	3	1	1	1	—	—	
522110	Commercial banking .....	948	7 508	27 487	42	3	20	13	3	1	1	1	—	—	
5222	Nondepository credit intermediation .....	185	1 568	6 252	40	22	15	3	—	—	—	—	—	—	
52229	Other nondepository credit intermediation .....	164	1 422	5 627	35	19	13	3	—	—	—	—	—	—	
523	Security, commodity contracts & like activity .....	(E)	(D)	(D)	28	18	4	4	1	—	1	—	—	—	
5231	Secrty & comdty contracts intermed & brokerage .....	(C)	(D)	(D)	16	9	3	2	1	—	1	—	—	—	
52312	Securities brokerage .....	187	1 156	4 379	15	9	3	1	1	—	1	—	—	—	
523120	Securities brokerage .....	187	1 156	4 379	15	9	3	1	1	—	1	—	—	—	
524	Insurance carriers & related activities .....	(E)	(D)	(D)	87	69	13	4	1	—	—	—	—	—	
5242	Agencies & other insurance related activities .....	218	1 399	6 003	73	60	11	1	1	—	—	—	—	—	
52421	Insurance agencies & brokerages .....	203	1 226	5 375	65	53	10	1	1	—	—	—	—	—	
524210	Insurance agencies & brokerages .....	203	1 226	5 375	65	53	10	1	1	—	—	—	—	—	
<b>53</b>	<b>Real estate &amp; rental &amp; leasing</b> .....	<b>564</b>	<b>2 978</b>	<b>13 075</b>	<b>154</b>	<b>109</b>	<b>28</b>	<b>17</b>	—	—	—	—	—	—	
531	Real estate .....	315	1 624	7 411	117	93	18	6	—	—	—	—	—	—	
5311	Lessors of real estate .....	136	670	2 768	42	29	11	2	—	—	—	—	—	—	
532	Rental & leasing services .....	(C)	(D)	(D)	36	15	10	11	—	—	—	—	—	—	
5322	Consumer goods rental .....	124	502	2 173	16	7	3	6	—	—	—	—	—	—	
<b>54</b>	<b>Professional, scientific &amp; technical services</b> .....	<b>2 509</b>	<b>15 203</b>	<b>61 048</b>	<b>289</b>	<b>191</b>	<b>50</b>	<b>26</b>	<b>17</b>	<b>3</b>	—	<b>2</b>	—	—	
541	Professional, scientific & technical services .....	2 509	15 203	61 048	289	191	50	26	17	3	—	2	—	—	
5411	Legal services .....	435	3 536	13 790	78	49	17	8	3	1	—	—	—	—	
54111	Offices of lawyers .....	(E)	(D)	(D)	76	47	17	8	3	1	—	—	—	—	
5412	Accounting, tax prep, bookkeep, payroll services .....	345	1 399	5 357	62	42	7	9	4	—	—	—	—	—	
54121	Accounting, tax prep, bookkeep, payroll services .....	345	1 399	5 357	62	42	7	9	4	—	—	—	—	—	
541211	Offices of certified public accountants .....	135	858	3 905	31	21	5	5	—	—	—	—	—	—	
541213	Tax preparation services .....	163	346	703	11	3	2	2	4	—	—	—	—	—	
5413	Architectural, engineering & related services .....	437	4 396	18 997	35	18	7	4	4	2	—	—	—	—	
54133	Engineering services .....	206	2 304	10 068	16	6	5	2	2	1	—	—	—	—	
541330	Engineering services .....	206	2 304	10 068	16	6	5	2	2	1	—	—	—	—	
54138	Testing laboratories .....	(C)	(D)	(D)	2	—	—	—	1	1	—	—	—	—	
5416	Management, sci & tech consulting services .....	918	3 517	12 832	38	32	3	—	1	—	—	2	—	—	
54161	Management consulting services .....	868	2 983	10 982	30	27	1	—	—	—	—	2	—	—	
541613	Marketing consulting services .....	353	1 554	6 424	10	8	1	—	—	—	—	1	—	—	
5419	Oth professional, scientific, technical services .....	153	657	3 004	31	19	7	4	1	—	—	—	—	—	
54194	Veterinary services .....	107	511	2 281	8	—	3	4	1	—	—	—	—	—	
541940	Veterinary services .....	107	511	2 281	8	—	3	4	1	—	—	—	—	—	
<b>55</b>	<b>Management of companies &amp; enterprises</b> .....	<b>446</b>	<b>4 452</b>	<b>21 536</b>	<b>19</b>	<b>7</b>	<b>6</b>	<b>3</b>	<b>1</b>	<b>1</b>	—	<b>1</b>	—	—	
551	Management of companies & enterprises .....	446	4 452	21 536	19	7	6	3	1	1	—	1	—	—	
5511	Management of companies & enterprises .....	446	4 452	21 536	19	7	6	3	1	1	—	1	—	—	
55111	Management of companies & enterprises .....	446	4 452	21 536	19	7	6	3	1	1	—	1	—	—	
<b>56</b>	<b>Admin, support, waste mgt, remediation services</b> .....	<b>2 976</b>	<b>9 857</b>	<b>43 717</b>	<b>163</b>	<b>86</b>	<b>35</b>	<b>18</b>	<b>7</b>	<b>11</b>	<b>5</b>	<b>1</b>	—	—	
561	Administrative & support services .....	2 870	9 244	41 129	154	84	30	17	7	10	5	1	—	—	
5613	Employment services .....	1 211	4 355	19 064	15	2	—	—	2	8	3	—	—	—	
56132	Temporary help services .....	(G)	(D)	(D)	13	—	—	—	2	8	3	—	—	—	
5614	Business support services .....	175	739	3 042	18	11	1	4	1	1	—	—	—	—	
5616	Investigation & security services .....	281	947	3 864	13	9	—	2	1	—	1	—	—	—	
56161	Investigation, guard & armored car services .....	258	731	3 056	7	4	—	1	1	—	1	—	—	—	
5617	Services to buildings & dwellings .....	1 012	2 743	13 162	86	45	26	10	3	1	—	1	—	—	
56171	Exterminating & pest control services .....	101	541	2 485	11	2	6	2	1	—	—	—	—	—	
561710	Exterminating & pest control services .....	101	541	2 485	11	2	6	2	1	—	—	—	—	—	
56172	Janitorial services .....	708	1 520	7 080	29	14	8	4	1	1	—	1	—	—	
561720	Janitorial services .....	708	1 520	7 080	29	14	8	4	1	1	—	1	—	—	
56173	Landscaping services .....	137	482	2 626	34	25	5	3	1	—	—	—	—	—	
561730	Landscaping services .....	137	482	2 626	34	25	5	3	1	—	—	—	—	—	
5619	Other support services .....	156	293	1 145	10	7	2	—	—	—	—	—	—	—	
56199	All other support services .....	156	293	1 145	10	7	2	—	—	—	—	—	—	—	
561990	All other support services .....	156	293	1 145	10	7	2	—	—	—	—	—	—	—	
562	Waste management & remediation services .....	106	613	2 588	9	2	5	1	—	1	—	—	—	—	
<b>61</b>	<b>Educational services</b> .....	<b>478</b>	<b>1 743</b>	<b>7 292</b>	<b>30</b>	<b>14</b>	<b>5</b>	<b>5</b>	<b>3</b>	<b>3</b>	—	—	—	—	
611	Educational services .....	478	1 743	7 292	30	14	5	5	3	3	—	—	—	—	
6111	Elementary & secondary schools .....	240	962	3 952	13	4	3	3	2	1	—	—	—	—	
61111	Elementary & secondary schools .....	240	962	3 952	13	4	3	3	2	1	—	—	—	—	
611110	Elementary & secondary schools .....	240	962	3 952	13	4	3	3	2	1	—	—	—	—	
6116	Other schools & instruction .....	216	701	3 020	12	6	2	1	1	2	—	—	—	—	
61169	All other schools & instruction .....	154	560	2 396	5	3	—	—	—	2	—	—	—	—	

See footnotes at end of table.

**Table 6. Counties—Employees, Payroll, and Establishments by Industry: 2002—Con.**

[Excludes most government employees, railroad employees, and self-employed persons. Size class 1 to 4 includes establishments with payroll, but no employees, during mid-March pay period. (D) denotes figures withheld to avoid disclosing data for individual companies; the data are included in broader industry totals. Detailed industries with 100 or more employees are shown if industry was not a (D). For explanation of terms, abbreviations, and data reliability/comparability, see introductory text]

NAICS code	Industry	Number of employees for week including March 12	Payroll (\$1,000)		Total number of establishments	Number of establishments by employment-size class								
			First quarter	Annual		1 to 4	5 to 9	10 to 19	20 to 49	50 to 99	100 to 249	250 to 499	500 to 999	1,000 or more
<b>PITT—Con.</b>														
<b>62</b>	<b>Health care and social assistance</b> . . . . .	<b>10 828</b>	<b>83 516</b>	<b>384 612</b>	<b>300</b>	<b>89</b>	<b>77</b>	<b>55</b>	<b>50</b>	<b>19</b>	<b>8</b>	<b>1</b>	—	<b>1</b>
621	Ambulatory health care services . . . . .	3 629	31 821	157 747	188	58	50	31	32	13	3	1	—	—
6211	Offices of physicians . . . . .	1 849	21 802	114 267	69	12	18	14	19	4	1	1	—	—
62111	Offices of physicians . . . . .	1 849	21 802	114 267	69	12	18	14	19	4	1	1	—	—
621111	Offices of physicians (exc mental health) . . . . .	1 776	21 269	111 844	64	12	15	13	18	4	1	1	—	—
6212	Offices of dentists . . . . .	275	2 353	11 901	35	11	15	7	2	—	—	—	—	—
62121	Offices of dentists . . . . .	275	2 353	11 901	35	11	15	7	2	—	—	—	—	—
621210	Offices of dentists . . . . .	275	2 353	11 901	35	11	15	7	2	—	—	—	—	—
6213	Offices of other health practitioners . . . . .	288	1 941	8 576	45	24	12	5	4	—	—	—	—	—
6214	Outpatient care centers . . . . .	149	1 048	4 543	7	3	1	1	—	2	—	—	—	—
62149	Other outpatient care centers . . . . .	(C)	(D)	(D)	5	2	—	1	—	2	—	—	—	—
6216	Home health care services . . . . .	999	4 216	16 572	19	1	1	1	7	7	2	—	—	—
62161	Home health care services . . . . .	999	4 216	16 572	19	1	1	1	7	7	2	—	—	—
621610	Home health care services . . . . .	999	4 216	16 572	19	1	1	1	7	7	2	—	—	—
622	Hospitals . . . . .	(H)	(D)	(D)	2	1	—	—	—	—	—	—	—	1
6221	General medical & surgical hospitals . . . . .	(H)	(D)	(D)	2	1	—	—	—	—	—	—	—	1
62211	General medical & surgical hospitals . . . . .	(H)	(D)	(D)	2	1	—	—	—	—	—	—	—	1
623	Nursing & residential care facilities . . . . .	1 423	5 779	23 128	40	8	11	5	7	4	5	—	—	—
6231	Nursing care facilities . . . . .	770	3 049	12 347	13	2	2	1	2	3	3	—	—	—
62311	Nursing care facilities . . . . .	770	3 049	12 347	13	2	2	1	2	3	3	—	—	—
623110	Nursing care facilities . . . . .	770	3 049	12 347	13	2	2	1	2	3	3	—	—	—
6232	Residential mental retardation, health facil . . . . .	(E)	(D)	(D)	15	3	7	2	1	1	1	—	—	—
62321	Residential mental retardation facilities . . . . .	262	1 229	4 693	13	3	5	2	1	1	1	—	—	—
623210	Residential mental retardation facilities . . . . .	262	1 229	4 693	13	3	5	2	1	1	1	—	—	—
6233	Community care facilities for the elderly . . . . .	319	1 138	4 684	10	3	2	1	3	—	1	—	—	—
62331	Community care facilities for the elderly . . . . .	319	1 138	4 684	10	3	2	1	3	—	1	—	—	—
623311	Continuing care retirement communities . . . . .	205	734	3 076	3	1	—	—	1	—	1	—	—	—
623312	Homes for the elderly . . . . .	114	404	1 608	7	2	2	1	2	—	—	—	—	—
624	Social assistance . . . . .	(F)	(D)	(D)	70	22	16	19	11	2	—	—	—	—
6241	Individual & family services . . . . .	(C)	(D)	(D)	22	11	5	5	1	—	—	—	—	—
6244	Child day care services . . . . .	(F)	(D)	(D)	39	10	6	12	10	1	—	—	—	—
62441	Child day care services . . . . .	(F)	(D)	(D)	39	10	6	12	10	1	—	—	—	—
<b>71</b>	<b>Arts, entertainment &amp; recreation</b> . . . . .	<b>497</b>	<b>1 281</b>	<b>5 740</b>	<b>48</b>	<b>25</b>	<b>10</b>	<b>5</b>	<b>5</b>	<b>3</b>	—	—	—	—
713	Amusement, gambling & recreation industries . . . . .	427	1 074	4 635	35	15	9	5	3	3	—	—	—	—
7139	Other amusement & recreation industries . . . . .	370	917	4 081	29	12	8	4	2	3	—	—	—	—
71391	Golf courses & country clubs . . . . .	145	519	2 373	5	—	2	1	—	2	—	—	—	—
713910	Golf courses & country clubs . . . . .	145	519	2 373	5	—	2	1	—	2	—	—	—	—
71394	Fitness & recreational sports centers . . . . .	155	212	882	12	7	1	2	1	1	—	—	—	—
713940	Fitness & recreational sports centers . . . . .	155	212	882	12	7	1	2	1	1	—	—	—	—
<b>72</b>	<b>Accommodation &amp; food services</b> . . . . .	<b>6 246</b>	<b>12 942</b>	<b>54 208</b>	<b>259</b>	<b>72</b>	<b>20</b>	<b>57</b>	<b>82</b>	<b>23</b>	<b>4</b>	<b>1</b>	—	—
721	Accommodation . . . . .	480	1 226	5 378	26	9	4	5	6	1	1	—	—	—
7211	Traveler accommodation . . . . .	(E)	(D)	(D)	23	6	4	5	6	1	1	—	—	—
72111	Hotels (exc casino hotels) & motels . . . . .	467	1 200	5 270	22	6	3	5	6	1	1	—	—	—
721110	Hotels (exc casino hotels) & motels . . . . .	467	1 200	5 270	22	6	3	5	6	1	1	—	—	—
722	Food services & drinking places . . . . .	5 766	11 716	48 830	233	63	16	52	76	22	3	1	—	—
7221	Full-service restaurants . . . . .	2 699	5 495	22 734	90	17	7	25	25	13	3	—	—	—
72211	Full-service restaurants . . . . .	2 699	5 495	22 734	90	17	7	25	25	13	3	—	—	—
722110	Full-service restaurants . . . . .	2 699	5 495	22 734	90	17	7	25	25	13	3	—	—	—
7222	Limited-service eating places . . . . .	2 414	4 983	21 829	119	33	9	22	48	7	—	—	—	—
72221	Limited-service eating places . . . . .	2 414	4 983	21 829	119	33	9	22	48	7	—	—	—	—
722211	Limited-service restaurants . . . . .	2 232	4 469	19 562	106	29	7	17	47	6	—	—	—	—
7223	Special food services . . . . .	(E)	(D)	(D)	7	4	—	1	1	—	—	1	—	—
72231	Food service contractors . . . . .	(E)	(D)	(D)	5	2	—	1	1	—	—	1	—	—
7224	Drinking places (alcoholic beverages) . . . . .	(E)	(D)	(D)	17	9	—	4	2	2	—	—	—	—
72241	Drinking places (alcoholic beverages) . . . . .	(E)	(D)	(D)	17	9	—	4	2	2	—	—	—	—
<b>81</b>	<b>Other services (except public administration)</b> . . . . .	<b>1 958</b>	<b>7 482</b>	<b>30 975</b>	<b>323</b>	<b>199</b>	<b>75</b>	<b>30</b>	<b>15</b>	<b>4</b>	—	—	—	—
811	Repair & maintenance . . . . .	462	2 423	10 226	83	49	22	8	4	—	—	—	—	—
8111	Automotive repair & maintenance . . . . .	361	1 911	8 055	61	37	14	6	4	—	—	—	—	—
81111	Automotive mechanical & electrical R&M . . . . .	124	746	3 314	34	25	6	3	—	—	—	—	—	—
81119	Other automotive R&M . . . . .	143	560	2 268	12	4	4	1	3	—	—	—	—	—
812	Personal & laundry services . . . . .	488	1 565	6 661	83	48	21	11	2	1	—	—	—	—
8121	Personal care services . . . . .	170	479	2 069	39	26	7	6	—	—	—	—	—	—
81211	Hair, nail & skin care services . . . . .	135	419	1 736	30	19	6	5	—	—	—	—	—	—
812112	Beauty salons . . . . .	135	419	1 736	30	19	6	5	—	—	—	—	—	—
8123	Drycleaning & laundry services . . . . .	(C)	(D)	(D)	12	2	5	4	—	1	—	—	—	—
81232	Drycleaning & laundry services (exc coin-op) . . . . .	150	393	1 711	9	—	5	3	—	1	—	—	—	—
812320	Drycleaning & laundry services (exc coin-op) . . . . .	150	393	1 711	9	—	5	3	—	1	—	—	—	—
813	Religious, grantmaking, civic, prof & like organizations . . . . .	1 008	3 494	14 088	157	102	32	11	9	3	—	—	—	—
8131	Religious organizations . . . . .	813	2 787	11 176	121	76	25	10	7	3	—	—	—	—
81311	Religious organizations . . . . .	813	2 787	11 176	121	76	25	10	7	3	—	—	—	—
813110	Religious organizations . . . . .	813	2 787	11 176	121	76	25	10	7	3	—	—	—	—
<b>95</b>	<b>Auxiliaries (exc corporate, subsidiary &amp; regional mgt)</b> . . . . .	<b>377</b>	<b>1 961</b>	<b>8 681</b>	<b>5</b>	<b>1</b>	<b>1</b>	—	<b>2</b>	—	—	<b>1</b>	—	—
<b>99</b>	<b>Unclassified establishments</b> . . . . .	<b>(B)</b>	<b>(D)</b>	<b>(D)</b>	<b>15</b>	<b>13</b>	<b>1</b>	<b>1</b>	—	—	—	—	—	—

See footnotes at end of table.



**Table 6. Counties—Employees, Payroll, and Establishments by Industry: 2002—Con.**

[Excludes most government employees, railroad employees, and self-employed persons. Size class 1 to 4 includes establishments with payroll, but no employees, during mid-March pay period. (D) denotes figures withheld to avoid disclosing data for individual companies; the data are included in broader industry totals. Detailed industries with 100 or more employees are shown if industry was not a (D). For explanation of terms, abbreviations, and data reliability/comparability, see introductory text]

NAICS code	Industry	Number of employees for week including March 12	Payroll (\$1,000)		Total number of establishments	Number of establishments by employment-size class								
			First quarter	Annual		1 to 4	5 to 9	10 to 19	20 to 49	50 to 99	100 to 249	250 to 499	500 to 999	1,000 or more
	<b>POLK</b>													
	<b>Total</b> .....	<b>3 808</b>	<b>19 664</b>	<b>79 937</b>	<b>475</b>	<b>322</b>	<b>87</b>	<b>32</b>	<b>21</b>	<b>8</b>	<b>3</b>	<b>2</b>	<b>-</b>	<b>-</b>
11	<b>Forestry, fishing, hunting, and agriculture support</b> .....	(B)	(D)	(D)	10	5	3	2	-	-	-	-	-	-
22	<b>Utilities</b> .....	(A)	(D)	(D)	2	1	1	-	-	-	-	-	-	-
23	<b>Construction</b> .....	278	1 379	6 649	74	54	16	3	1	-	-	-	-	-
233	Building, developing & general contracting .....	112	650	2 767	28	20	5	3	-	-	-	-	-	-
235	Special trade contractors .....	122	449	2 534	40	31	9	-	-	-	-	-	-	-
31-33	<b>Manufacturing</b> .....	680	5 290	19 546	25	13	-	3	3	5	1	-	-	-
313	Textile mills .....	369	3 196	10 297	4	-	-	-	-	3	1	-	-	-
3132	Fabric mills .....	(C)	(D)	(D)	2	-	-	-	-	1	1	-	-	-
31324	Knit fabric mills .....	(C)	(D)	(D)	1	-	-	-	-	-	1	-	-	-
3133	Textile, fabric finishing, fabric coating mills .....	(C)	(D)	(D)	2	-	-	-	-	2	-	-	-	-
31331	Textile & fabric finishing mills .....	(C)	(D)	(D)	2	-	-	-	-	2	-	-	-	-
42	<b>Wholesale trade</b> .....	53	340	1 720	15	11	3	1	-	-	-	-	-	-
44-45	<b>Retail trade</b> .....	442	1 716	7 247	69	42	17	4	6	-	-	-	-	-
445	Food & beverage stores .....	147	453	1 928	11	5	2	1	3	-	-	-	-	-
4451	Grocery stores .....	(C)	(D)	(D)	9	4	1	1	3	-	-	-	-	-
44511	Grocery (except convenience) stores .....	137	438	1 802	8	3	1	1	3	-	-	-	-	-
445110	Grocery (except convenience) stores .....	137	438	1 802	8	3	1	1	3	-	-	-	-	-
48-49	<b>Transportation &amp; warehousing</b> .....	(A)	(D)	(D)	5	5	-	-	-	-	-	-	-	-
51	<b>Information</b> .....	61	340	1 402	14	11	1	1	1	-	-	-	-	-
52	<b>Finance &amp; insurance</b> .....	76	796	3 115	18	12	4	2	-	-	-	-	-	-
53	<b>Real estate &amp; rental &amp; leasing</b> .....	69	330	1 382	23	22	-	-	1	-	-	-	-	-
54	<b>Professional, scientific &amp; technical services</b> .....	109	751	3 186	34	30	2	1	1	-	-	-	-	-
541	Professional, scientific & technical services .....	109	751	3 186	34	30	2	1	1	-	-	-	-	-
56	<b>Admin, support, waste mgt, remediation services</b> .....	(B)	(D)	(D)	20	17	3	-	-	-	-	-	-	-
61	<b>Educational services</b> .....	(B)	(D)	(D)	5	3	2	-	-	-	-	-	-	-
62	<b>Health care and social assistance</b> .....	1 287	6 244	25 155	47	22	13	3	2	3	2	2	-	-
621	Ambulatory health care services .....	248	1 324	5 560	26	14	7	2	2	1	-	-	-	-
6216	Home health care services .....	(C)	(D)	(D)	2	-	-	-	1	1	-	-	-	-
62161	Home health care services .....	(C)	(D)	(D)	2	-	-	-	1	1	-	-	-	-
622	Hospitals .....	(E)	(D)	(D)	1	-	-	-	-	-	-	1	-	-
6221	General medical & surgical hospitals .....	(E)	(D)	(D)	1	-	-	-	-	-	-	1	-	-
62211	General medical & surgical hospitals .....	(E)	(D)	(D)	1	-	-	-	-	-	-	1	-	-
623	Nursing & residential care facilities .....	613	2 808	10 841	9	4	1	-	-	1	2	1	-	-
6231	Nursing care facilities .....	(C)	(D)	(D)	2	1	-	-	-	-	1	-	-	-
62311	Nursing care facilities .....	(C)	(D)	(D)	2	1	-	-	-	-	1	-	-	-
6233	Community care facilities for the elderly .....	432	1 828	6 627	5	2	1	-	-	-	1	1	-	-
62331	Community care facilities for the elderly .....	432	1 828	6 627	5	2	1	-	-	-	1	1	-	-
624	Social assistance .....	(C)	(D)	(D)	11	4	5	1	-	1	-	-	-	-
71	<b>Arts, entertainment &amp; recreation</b> .....	(B)	(D)	(D)	8	5	3	-	-	-	-	-	-	-
72	<b>Accommodation &amp; food services</b> .....	385	895	4 091	41	18	6	11	6	-	-	-	-	-
722	Food services & drinking places .....	322	733	3 351	36	16	6	9	5	-	-	-	-	-
7221	Full-service restaurants .....	181	417	2 065	18	7	2	6	3	-	-	-	-	-
72211	Full-service restaurants .....	181	417	2 065	18	7	2	6	3	-	-	-	-	-
722110	Full-service restaurants .....	181	417	2 065	18	7	2	6	3	-	-	-	-	-
7222	Limited-service eating places .....	131	291	1 179	15	7	3	3	2	-	-	-	-	-
72221	Limited-service eating places .....	131	291	1 179	15	7	3	3	2	-	-	-	-	-
81	<b>Other services (except public administration)</b> .....	202	786	3 244	61	47	13	1	-	-	-	-	-	-
813	Religious, grantmaking, civic, prof & like organizations .....	143	514	2 043	44	34	9	1	-	-	-	-	-	-
8131	Religious organizations .....	117	363	1 415	31	22	8	1	-	-	-	-	-	-
81311	Religious organizations .....	117	363	1 415	31	22	8	1	-	-	-	-	-	-
813110	Religious organizations .....	117	363	1 415	31	22	8	1	-	-	-	-	-	-
99	<b>Unclassified establishments</b> .....	(A)	(D)	(D)	4	4	-	-	-	-	-	-	-	-

See footnotes at end of table.

**Table 6. Counties—Employees, Payroll, and Establishments by Industry: 2002—Con.**

[Excludes most government employees, railroad employees, and self-employed persons. Size class 1 to 4 includes establishments with payroll, but no employees, during mid-March pay period. (D) denotes figures withheld to avoid disclosing data for individual companies; the data are included in broader industry totals. Detailed industries with 100 or more employees are shown if industry was not a (D). For explanation of terms, abbreviations, and data reliability/comparability, see introductory text]

NAICS code	Industry	Number of employees for week including March 12	Payroll (\$1,000)		Total number of establishments	Number of establishments by employment-size class								
			First quarter	Annual		1 to 4	5 to 9	10 to 19	20 to 49	50 to 99	100 to 249	250 to 499	500 to 999	1,000 or more
<b>RANDOLPH</b>														
	<b>Total</b> .....	<b>43 424</b>	<b>247 979</b>	<b>1 049 922</b>	<b>2 723</b>	<b>1 441</b>	<b>591</b>	<b>311</b>	<b>229</b>	<b>87</b>	<b>41</b>	<b>16</b>	<b>5</b>	<b>2</b>
11	Forestry, fishing, hunting, and agriculture support .....	56	251	1 024	18	12	5	1	—	—	—	—	—	—
21	Mining .....	(B)	(D)	(D)	2	—	—	1	1	—	—	—	—	—
22	Utilities .....	99	1 320	5 116	5	2	1	1	—	1	—	—	—	—
23	Construction .....	4 621	28 075	124 188	358	237	66	33	15	4	1	1	—	1
233	Building, developing & general contracting .....	419	2 393	11 701	94	66	17	9	2	—	—	—	—	—
2332	Residential building construction .....	(C)	(D)	(D)	67	54	9	4	—	—	—	—	—	—
23321	Single-family housing construction .....	206	1 026	4 866	66	53	9	4	—	—	—	—	—	—
233210	Single-family housing construction .....	206	1 026	4 866	66	53	9	4	—	—	—	—	—	—
2333	Nonresidential building construction .....	200	1 330	6 621	23	9	7	5	2	—	—	—	—	—
23332	Commercial & institutional bldg construction .....	200	1 330	6 621	23	9	7	5	2	—	—	—	—	—
233320	Commercial & institutional bldg construction .....	200	1 330	6 621	23	9	7	5	2	—	—	—	—	—
234	Heavy construction .....	2 479	15 315	67 595	10	4	1	1	1	1	—	1	—	1
2341	Highway, street, bridge & tunnel construction .....	(E)	(D)	(D)	4	2	—	—	—	1	—	1	—	—
23412	Bridge & tunnel construction .....	(E)	(D)	(D)	1	—	—	—	—	—	—	1	—	—
2349	Other heavy construction .....	(G)	(D)	(D)	6	2	1	1	1	—	—	—	—	1
23492	Pwr, communication transmsn line construction .....	(G)	(D)	(D)	2	1	—	—	—	—	—	—	—	1
235	Special trade contractors .....	1 723	10 367	44 892	254	167	48	23	12	3	1	—	—	—
2351	Plumbing, heating & AC contractor .....	473	2 579	12 073	61	36	12	7	5	1	—	—	—	—
23511	Plumbing, heating & AC contractor .....	473	2 579	12 073	61	36	12	7	5	1	—	—	—	—
235110	Plumbing, heating & AC contractor .....	473	2 579	12 073	61	36	12	7	5	1	—	—	—	—
2353	Electrical contractors .....	248	1 580	6 818	42	29	7	3	3	—	—	—	—	—
23531	Electrical contractors .....	248	1 580	6 818	42	29	7	3	3	—	—	—	—	—
235310	Electrical contractors .....	248	1 580	6 818	42	29	7	3	3	—	—	—	—	—
2354	Masonry, drywall, insulation, tile contractors .....	148	1 005	3 560	26	20	3	1	2	—	—	—	—	—
2356	Roofing, siding, & sheet metal contractors .....	152	865	3 414	23	15	4	3	—	1	—	—	—	—
23561	Roofing, siding, & sheet metal contractors .....	152	865	3 414	23	15	4	3	—	1	—	—	—	—
235610	Roofing, siding, & sheet metal contractors .....	152	865	3 414	23	15	4	3	—	1	—	—	—	—
2357	Concrete contractors .....	271	1 918	7 979	22	14	4	2	1	—	—	—	—	—
23571	Concrete contractors .....	271	1 918	7 979	22	14	4	2	1	—	—	—	—	—
235710	Concrete contractors .....	271	1 918	7 979	22	14	4	2	1	—	—	—	—	—
2359	Other special trade contractors .....	272	1 762	7 904	37	19	12	5	—	1	—	—	—	—
23591	Structural steel erection contractors .....	125	935	4 076	6	2	1	2	—	1	—	—	—	—
235910	Structural steel erection contractors .....	125	935	4 076	6	2	1	2	—	1	—	—	—	—
31-33	<b>Manufacturing</b> .....	<b>18 885</b>	<b>113 979</b>	<b>483 226</b>	<b>350</b>	<b>108</b>	<b>54</b>	<b>47</b>	<b>63</b>	<b>35</b>	<b>28</b>	<b>10</b>	<b>4</b>	<b>1</b>
311	Food mfg .....	763	6 983	29 322	12	3	1	2	1	3	1	1	—	—
3114	Fruit & veg preserving & specialty food mfg .....	(C)	(D)	(D)	1	—	—	—	—	—	1	—	—	—
31142	Fruit & veg canning, pickling & drying .....	(C)	(D)	(D)	1	—	—	—	—	—	1	—	—	—
3116	Animal slaughtering & processing .....	123	692	2 925	5	1	—	2	1	1	—	—	—	—
31161	Animal slaughtering & processing .....	123	692	2 925	5	1	—	2	1	1	—	—	—	—
3119	Other food mfg .....	(E)	(D)	(D)	1	—	—	—	—	—	—	1	—	—
31191	Snack food mfg .....	(E)	(D)	(D)	1	—	—	—	—	—	—	1	—	—
313	Textile mills .....	1 530	8 595	40 065	16	3	—	2	4	1	5	—	1	—
3131	Fiber, yarn & thread mills .....	(C)	(D)	(D)	1	—	—	—	—	—	1	—	—	—
31311	Fiber, yarn & thread mills .....	(C)	(D)	(D)	1	—	—	—	—	—	1	—	—	—
3132	Fabric mills .....	(G)	(D)	(D)	13	2	—	2	4	1	3	—	1	—
31321	Broadwoven fabric mills .....	(F)	(D)	(D)	3	—	—	1	1	—	—	—	1	—
31324	Knit fabric mills .....	(F)	(D)	(D)	8	1	—	—	3	1	3	—	—	—
3133	Textile, fabric finishing, fabric coating mills .....	(C)	(D)	(D)	2	1	—	—	—	—	1	—	—	—
31331	Textile & fabric finishing mills .....	(C)	(D)	(D)	2	1	—	—	—	—	1	—	—	—
314	Textile product mills .....	308	1 818	8 552	9	3	1	1	2	1	1	—	—	—
3141	Textile furnishings mills .....	(E)	(D)	(D)	7	2	1	—	2	1	1	—	—	—
31412	Curtain & linen mills .....	(E)	(D)	(D)	7	2	1	—	2	1	1	—	—	—
314129	Other household textile product mills .....	285	1 707	8 164	6	1	—	—	2	1	1	—	—	—
315	Apparel manufacturing .....	2 648	11 987	58 181	36	8	4	5	9	2	4	3	1	—
3151	Apparel knitting mills .....	2 325	10 730	52 140	24	6	2	3	5	1	3	3	1	—
31511	Hosiery & sock mills .....	1 889	7 785	40 249	20	6	2	3	2	1	3	2	1	—
315111	Sheer hosiery mills .....	1 141	4 241	24 331	10	2	2	1	1	1	2	—	1	—
315119	Other hosiery & sock mills .....	748	3 544	15 918	10	4	—	2	1	—	1	2	—	—
31519	Other apparel knitting mills .....	436	2 945	11 891	4	—	—	—	3	—	—	1	—	—
3152	Cut & sew apparel mfg .....	(E)	(D)	(D)	9	2	2	—	3	1	1	—	—	—
31521	Cut & sew apparel contractors .....	(C)	(D)	(D)	4	1	1	—	1	—	1	—	—	—
321	Wood product mfg .....	395	2 446	8 617	24	4	6	8	5	1	—	—	—	—
3211	Sawmills & wood preservation .....	173	984	4 411	10	2	—	5	3	—	—	—	—	—
32111	Sawmills & wood preservation .....	173	984	4 411	10	2	—	5	3	—	—	—	—	—
3219	Other wood product mfg .....	(C)	(D)	(D)	13	2	6	3	1	1	—	—	—	—
32191	Millwork .....	175	1 233	3 319	9	1	3	3	1	1	—	—	—	—
322	Paper mfg .....	528	3 873	17 228	8	—	1	—	1	5	1	—	—	—
3222	Converted paper product mfg .....	528	3 873	17 228	8	—	1	—	1	5	1	—	—	—
32221	Paperboard container mfg .....	(E)	(D)	(D)	6	—	—	—	1	4	1	—	—	—
323	Printing & related support activities .....	(C)	(D)	(D)	21	10	5	3	3	—	—	—	—	—
3231	Printing & related support activities .....	(C)	(D)	(D)	21	10	5	3	3	—	—	—	—	—
32311	Printing .....	114	683	3 021	16	7	5	3	1	—	—	—	—	—
325	Chemical mfg .....	181	1 366	5 455	4	1	—	—	1	2	—	—	—	—
3252	Resin, syn rubber, artf & syn fibers, fil mfg .....	(C)	(D)	(D)	3	1	—	—	—	2	—	—	—	—

See footnotes at end of table.

**Table 6. Counties—Employees, Payroll, and Establishments by Industry: 2002—Con.**

[Excludes most government employees, railroad employees, and self-employed persons. Size class 1 to 4 includes establishments with payroll, but no employees, during mid-March pay period. (D) denotes figures withheld to avoid disclosing data for individual companies; the data are included in broader industry totals. Detailed industries with 100 or more employees are shown if industry was not a (D). For explanation of terms, abbreviations, and data reliability/comparability, see introductory text]

NAICS code	Industry	Number of employees for week including March 12	Payroll (\$1,000)		Total number of establishments	Number of establishments by employment-size class									
			First quarter	Annual		1 to 4	5 to 9	10 to 19	20 to 49	50 to 99	100 to 249	250 to 499	500 to 999	1,000 or more	
<b>RANDOLPH—Con.</b>															
<b>31-33 Manufacturing—Con.</b>															
326	Plastics & rubber products mfg .....	1 883	11 596	49 666	19	4	2	1	6	—	3	3	—	—	
3261	Plastics product mfg .....	1 475	9 785	42 330	15	4	1	1	4	—	3	2	—	—	
32614	Polystyrene foam product mfg .....	(C)	(D)	(D)	4	2	1	—	—	—	1	—	—	—	
32615	Foam product (exc polystyrene) mfg .....	(E)	(D)	(D)	2	—	—	—	1	—	—	1	—	—	
32619	Other plastics product mfg .....	745	5 442	24 951	6	2	—	—	1	—	2	1	—	—	
326199	All other plastics product mfg .....	745	5 442	24 951	6	2	—	—	1	—	2	1	—	—	
3262	Rubber product mfg .....	408	1 811	7 336	4	—	1	—	2	—	—	1	—	—	
32621	Tire mfg .....	(E)	(D)	(D)	1	—	—	—	—	—	—	1	—	—	
327	Nonmetallic mineral product mfg .....	219	1 284	5 226	19	7	5	3	3	1	—	—	—	—	
332	Fabricated metal product mfg .....	1 038	8 492	35 483	48	19	11	3	9	4	2	—	—	—	
3321	Forging & stamping .....	(C)	(D)	(D)	2	—	—	—	—	2	—	—	—	—	
33211	Forging & stamping .....	(C)	(D)	(D)	2	—	—	—	—	2	—	—	—	—	
3323	Architectural & structural metals mfg .....	146	861	4 656	14	8	1	2	3	—	—	—	—	—	
3328	Coating, engrave, heat treating & oth activity ...	139	1 271	4 630	9	1	4	—	4	—	—	—	—	—	
33281	Coating, engrave, heat treating & oth activity .	139	1 271	4 630	9	1	4	—	4	—	—	—	—	—	
3329	Other fabricated metal product mfg .....	475	4 626	18 415	6	2	—	—	1	1	2	—	—	—	
33291	Metal valve mfg .....	(C)	(D)	(D)	3	—	—	—	1	1	1	—	—	—	
33299	All other fabricated metal product mfg .....	(C)	(D)	(D)	3	2	—	—	—	—	1	—	—	—	
333	Machinery mfg .....	347	2 811	13 092	20	7	4	5	2	1	1	—	—	—	
3335	Metalworking machinery mfg .....	224	1 879	9 233	8	3	1	1	1	1	1	—	—	—	
33351	Metalworking machinery mfg .....	224	1 879	9 233	8	3	1	1	1	1	1	—	—	—	
335	Electrical equip, appliance & component mfg .....	(G)	(D)	(D)	4	—	—	—	1	1	—	1	1	—	
3359	Other electrical equipment & component mfg ...	(G)	(D)	(D)	2	—	—	—	—	—	—	1	1	—	
33591	Battery mfg .....	(G)	(D)	(D)	2	—	—	—	—	—	—	1	1	—	
336	Transportation equipment mfg .....	332	2 744	9 245	7	2	1	3	—	—	—	1	—	—	
3366	Ship & boat building .....	(E)	(D)	(D)	1	—	—	—	—	—	—	1	—	—	
33661	Ship & boat building .....	(E)	(D)	(D)	1	—	—	—	—	—	—	1	—	—	
337	Furniture & related product mfg .....	6 485	32 377	131 075	78	23	9	9	13	13	9	—	1	1	
3371	HH & institutional furniture & kitchen cabinet mfg .....	5 473	26 757	107 390	56	21	6	7	7	7	6	—	1	1	
33711	Wood kitchen cabinet & countertop mfg .....	268	1 866	7 190	11	7	2	—	1	—	1	—	—	—	
337110	Wood kitchen cabinet & countertop mfg .....	268	1 866	7 190	11	7	2	—	1	—	1	—	—	—	
33712	Household & institutional furniture mfg .....	5 205	24 891	100 200	45	14	4	7	6	7	5	—	1	1	
337121	Upholstered household furniture mfg .....	4 690	22 373	88 544	31	9	3	6	3	4	4	—	1	1	
337122	Nonupholstered wood household furniture mfg .....	298	1 269	5 329	11	4	1	1	3	2	—	—	—	—	
3372	Office furniture (including fixtures) mfg .....	781	4 009	16 193	17	1	3	—	5	6	2	—	—	—	
33721	Office furniture (including fixtures) mfg .....	781	4 009	16 193	17	1	3	—	5	6	2	—	—	—	
337215	Showcase, partition, shelving & locker mfg .	414	1 886	7 801	12	1	2	—	5	4	—	—	—	—	
3379	Other furniture related product mfg .....	231	1 611	7 492	5	1	—	2	1	—	1	—	—	—	
33791	Mattress mfg .....	231	1 611	7 492	5	1	—	2	1	—	1	—	—	—	
337910	Mattress mfg .....	231	1 611	7 492	5	1	—	2	1	—	1	—	—	—	
339	Miscellaneous mfg .....	764	5 038	21 836	17	9	2	2	2	—	1	1	—	—	
3391	Medical equipment & supplies mfg .....	(F)	(D)	(D)	5	2	—	1	—	—	1	1	—	—	
33911	Medical equipment & supplies mfg .....	(F)	(D)	(D)	5	2	—	1	—	—	1	1	—	—	
3399	Other miscellaneous mfg .....	(C)	(D)	(D)	12	7	2	1	2	—	—	—	—	—	
<b>42</b>	<b>Wholesale trade .....</b>	<b>1 877</b>	<b>15 381</b>	<b>64 229</b>	<b>173</b>	<b>93</b>	<b>37</b>	<b>20</b>	<b>15</b>	<b>6</b>	<b>1</b>	<b>1</b>	<b>—</b>	<b>—</b>	
421	Wholesale trade, durable goods .....	1 303	11 102	45 254	117	61	30	12	9	3	1	1	—	—	
4211	Motor vehicle, motor vehicle pt & supply whsle .	203	678	2 854	15	7	6	—	1	—	1	—	—	—	
42111	Automobile & other motor vehicle whsle .....	132	207	1 025	4	2	1	—	—	—	1	—	—	—	
421110	Automobile & other motor vehicle whsle ...	132	207	1 025	4	2	1	—	—	—	1	—	—	—	
4212	Furniture & home furnishing whsle .....	177	1 281	5 804	18	11	3	1	2	1	—	—	—	—	
42121	Furniture whsle .....	158	1 195	5 413	13	7	2	1	2	1	—	—	—	—	
421210	Furniture whsle .....	158	1 195	5 413	13	7	2	1	2	1	—	—	—	—	
4213	Lumber & other construction materials whsle ...	160	1 826	6 371	11	6	2	1	1	1	—	—	—	—	
42131	Lumber, plywood, millwork & wood panel whsle .....	(C)	(D)	(D)	10	5	2	1	1	1	—	—	—	—	
4217	Hardware, plumb & heating equip & sup whsle ..	299	3 044	13 015	11	5	3	2	—	—	—	1	—	—	
42171	Hardware whsle .....	281	2 832	11 940	8	4	2	1	—	—	—	1	—	—	
421710	Hardware whsle .....	281	2 832	11 940	8	4	2	1	—	—	—	1	—	—	
4218	Machinery, equipment & supplies whsle .....	245	2 590	9 631	34	17	8	5	4	—	—	—	—	—	
42183	Industrial machinery & equipment whsle .....	131	1 306	5 044	17	7	5	4	1	—	—	—	—	—	
421830	Industrial machinery & equipment whsle ...	131	1 306	5 044	17	7	5	4	1	—	—	—	—	—	
422	Wholesale trade, nondurable goods .....	574	4 279	18 975	56	32	7	8	6	3	—	—	—	—	
4224	Grocery & related product whsle .....	104	613	2 926	7	1	1	3	2	—	—	—	—	—	
4226	Chemical & allied products whsle .....	140	1 298	5 708	10	6	—	2	1	1	—	—	—	—	
42269	Other chemical & allied products whsle .....	(C)	(D)	(D)	8	5	—	1	1	1	—	—	—	—	
4229	Miscellaneous nondurable goods whsle .....	177	1 054	4 407	22	14	4	—	3	1	—	—	—	—	

See footnotes at end of table.

**Table 6. Counties—Employees, Payroll, and Establishments by Industry: 2002—Con.**

[Excludes most government employees, railroad employees, and self-employed persons. Size class 1 to 4 includes establishments with payroll, but no employees, during mid-March pay period. (D) denotes figures withheld to avoid disclosing data for individual companies; the data are included in broader industry totals. Detailed industries with 100 or more employees are shown if industry was not a (D). For explanation of terms, abbreviations, and data reliability/comparability, see introductory text]

NAICS code	Industry	Number of employees for week including March 12	Payroll (\$1,000)		Total number of establishments	Number of establishments by employment-size class								
			First quarter	Annual		1 to 4	5 to 9	10 to 19	20 to 49	50 to 99	100 to 249	250 to 499	500 to 999	1,000 or more
<b>RANDOLPH—Con.</b>														
<b>44-45</b>	<b>Retail trade</b>	<b>5 159</b>	<b>23 905</b>	<b>96 112</b>	<b>454</b>	<b>215</b>	<b>132</b>	<b>54</b>	<b>35</b>	<b>14</b>	<b>1</b>	<b>3</b>		
441	Motor vehicle & parts dealers	640	4 521	20 513	65	27	16	11	11	—	—	—	—	—
4411	Automobile dealers	345	2 830	12 989	31	14	6	3	8	—	—	—	—	—
44111	New car dealers	294	2 559	11 910	14	2	2	2	8	—	—	—	—	—
441110	New car dealers	294	2 559	11 910	14	2	2	2	8	—	—	—	—	—
4413	Automotive parts, accessories & tire stores	202	1 190	5 080	23	9	7	5	2	—	—	—	—	—
44131	Automotive parts, accessories & tire stores	108	535	2 359	15	8	2	4	1	—	—	—	—	—
441310	Automotive parts, accessories & tire stores	108	535	2 359	15	8	2	4	1	—	—	—	—	—
442	Furniture & home furnishing stores	446	2 373	5 166	28	16	8	2	—	1	—	1	—	—
4421	Furniture stores	403	2 230	4 489	18	11	4	1	—	1	—	1	—	—
44211	Furniture stores	403	2 230	4 489	18	11	4	1	—	1	—	1	—	—
442110	Furniture stores	403	2 230	4 489	18	11	4	1	—	1	—	1	—	—
444	Bldg material & garden equip & supp dealers	463	2 792	12 071	37	20	8	4	3	1	1	—	—	—
4441	Building material & supplies dealers	398	2 552	10 677	25	14	4	3	2	1	1	—	—	—
44411	Home centers	(C)	(D)	(D)	3	1	1	—	—	—	1	—	—	—
44419	Other building material dealers	224	1 821	7 756	17	8	3	3	2	1	—	—	—	—
444190	Other building material dealers	224	1 821	7 756	17	8	3	3	2	1	—	—	—	—
445	Food & beverage stores	916	3 419	13 437	46	17	11	3	7	8	—	—	—	—
4451	Grocery stores	864	3 152	12 316	36	12	7	2	7	8	—	—	—	—
44511	Grocery (except convenience) stores	810	2 963	11 533	25	6	4	—	7	8	—	—	—	—
445110	Grocery (except convenience) stores	810	2 963	11 533	25	6	4	—	7	8	—	—	—	—
446	Health & personal care stores	335	1 371	5 968	30	11	6	7	6	—	—	—	—	—
4461	Health & personal care stores	335	1 371	5 968	30	11	6	7	6	—	—	—	—	—
44611	Pharmacies & drug stores	281	1 194	5 257	18	3	3	3	6	6	—	—	—	—
446110	Pharmacies & drug stores	281	1 194	5 257	18	3	3	3	6	6	—	—	—	—
447	Gasoline stations	427	1 331	5 716	64	28	22	12	2	—	—	—	—	—
4471	Gasoline stations	427	1 331	5 716	64	28	22	12	2	—	—	—	—	—
44711	Gasoline stations with convenience stores	362	1 102	4 838	48	18	17	11	2	—	—	—	—	—
447110	Gasoline stations with convenience stores	362	1 102	4 838	48	18	17	11	2	—	—	—	—	—
448	Clothing & clothing accessories stores	357	1 027	4 673	54	29	18	4	2	1	—	—	—	—
4481	Clothing stores	218	600	3 058	29	18	6	2	2	1	—	—	—	—
44814	Family clothing stores	153	418	2 308	11	6	1	1	2	1	—	—	—	—
448140	Family clothing stores	153	418	2 308	11	6	1	1	2	1	—	—	—	—
451	Sporting goods, hobby, book & music stores	119	661	2 391	19	11	6	1	1	—	—	—	—	—
452	General merchandise stores	1 039	4 180	16 916	27	5	15	1	1	3	—	2	—	—
4521	Department stores	880	3 712	14 970	5	—	—	—	—	3	—	2	—	—
45211	Department stores	880	3 712	14 970	5	—	—	—	—	3	—	2	—	—
452110	Department stores	880	3 712	14 970	5	—	—	—	—	3	—	2	—	—
4529	Other general merchandise stores	159	468	1 946	22	5	15	1	1	—	—	—	—	—
45299	All other general merchandise stores	159	468	1 946	22	5	15	1	1	—	—	—	—	—
452990	All other general merchandise stores	159	468	1 946	22	5	15	1	1	—	—	—	—	—
453	Miscellaneous store retailers	194	873	3 872	42	26	13	1	2	—	—	—	—	—
454	Nonstore retailers	164	1 084	4 301	24	11	5	8	—	—	—	—	—	—
4543	Direct selling establishments	150	1 007	3 979	19	8	3	8	—	—	—	—	—	—
45431	Fuel dealers	123	872	3 345	12	2	3	7	—	—	—	—	—	—
<b>48-49</b>	<b>Transportation &amp; warehousing</b>	<b>909</b>	<b>5 234</b>	<b>22 755</b>	<b>117</b>	<b>77</b>	<b>14</b>	<b>14</b>	<b>9</b>	<b>2</b>	<b>1</b>			
484	Truck transportation	561	2 967	13 911	87	57	11	11	7	1	—	—	—	—
4841	General freight trucking	208	1 029	4 438	45	34	3	6	2	—	—	—	—	—
48412	General freight trucking, long-distance	124	640	2 821	27	20	3	3	1	—	—	—	—	—
4842	Specialized freight trucking	353	1 938	9 473	42	23	8	5	5	1	—	—	—	—
48422	Specialized freight (exc used) trucking, local	171	811	4 061	25	14	6	2	3	—	—	—	—	—
484220	Specialized freight (exc used) trucking, local	171	811	4 061	25	14	6	2	3	—	—	—	—	—
485	Transit & ground passenger transportation	(C)	(D)	(D)	4	2	—	—	—	1	—	1	—	—
4855	Charter bus industry	(C)	(D)	(D)	2	1	—	—	—	—	1	—	—	—
48551	Charter bus industry	(C)	(D)	(D)	2	1	—	—	—	—	1	—	—	—
488	Transportation support activities	(C)	(D)	(D)	19	12	3	2	1	1	—	—	—	—
4885	Freight transportation arrangement	145	1 398	5 207	13	8	2	1	1	1	—	—	—	—
48851	Freight transportation arrangement	145	1 398	5 207	13	8	2	1	1	1	—	—	—	—
488510	Freight transportation arrangement	145	1 398	5 207	13	8	2	1	1	1	—	—	—	—
<b>51</b>	<b>Information</b>	<b>337</b>	<b>2 840</b>	<b>10 602</b>	<b>26</b>	<b>12</b>	<b>5</b>	<b>3</b>	<b>5</b>	<b>1</b>				
511	Publishing industries	110	731	3 128	7	3	2	—	1	1	—	—	—	—
5111	Newspaper, periodical, book, database publishers	(C)	(D)	(D)	6	2	2	—	1	1	—	—	—	—
513	Broadcasting & telecommunications	153	1 790	6 542	13	5	3	2	3	—	—	—	—	—
5133	Telecommunications	(C)	(D)	(D)	9	3	2	2	2	—	—	—	—	—
51331	Wired telecommunications carriers	111	1 475	5 347	7	2	1	2	2	—	—	—	—	—
513310	Wired telecommunications carriers	111	1 475	5 347	7	2	1	2	2	—	—	—	—	—
<b>52</b>	<b>Finance &amp; insurance</b>	<b>798</b>	<b>5 836</b>	<b>23 084</b>	<b>134</b>	<b>77</b>	<b>41</b>	<b>12</b>	<b>3</b>		<b>1</b>			
522	Credit intermediation & related activities	671	4 884	18 987	82	36	30	12	3	—	1	—	—	—
5221	Depository credit intermediation	523	3 606	13 947	44	8	22	10	3	—	1	—	—	—
52211	Commercial banking	484	3 361	12 849	40	7	20	10	2	—	1	—	—	—
522110	Commercial banking	484	3 361	12 849	40	7	20	10	2	—	1	—	—	—
524	Insurance carriers & related activities	118	817	3 602	47	36	11	—	—	—	—	—	—	—
5242	Agencies & other insurance related activities	100	691	3 103	41	32	9	—	—	—	—	—	—	—
52421	Insurance agencies & brokerages	100	691	3 103	41	32	9	—	—	—	—	—	—	—
524210	Insurance agencies & brokerages	100	691	3 103	41	32	9	—	—	—	—	—	—	—

See footnotes at end of table.

**Table 6. Counties—Employees, Payroll, and Establishments by Industry: 2002—Con.**

[Excludes most government employees, railroad employees, and self-employed persons. Size class 1 to 4 includes establishments with payroll, but no employees, during mid-March pay period. (D) denotes figures withheld to avoid disclosing data for individual companies; the data are included in broader industry totals. Detailed industries with 100 or more employees are shown if industry was not a (D). For explanation of terms, abbreviations, and data reliability/comparability, see introductory text]

NAICS code	Industry	Number of employees for week including March 12	Payroll (\$1,000)		Total number of establishments	Number of establishments by employment-size class								
			First quarter	Annual		1 to 4	5 to 9	10 to 19	20 to 49	50 to 99	100 to 249	250 to 499	500 to 999	1,000 or more
<b>RANDOLPH—Con.</b>														
<b>53</b>	<b>Real estate &amp; rental &amp; leasing</b> .....	<b>235</b>	<b>1 338</b>	<b>5 705</b>	<b>71</b>	<b>51</b>	<b>16</b>	<b>3</b>	<b>1</b>	—	—	—	—	—
532	Rental & leasing services .....	141	697	2 916	26	13	9	3	1	—	—	—	—	—
<b>54</b>	<b>Professional, scientific &amp; technical services</b> .....	<b>618</b>	<b>4 066</b>	<b>17 246</b>	<b>159</b>	<b>112</b>	<b>32</b>	<b>11</b>	<b>4</b>	—	—	—	—	—
541	Professional, scientific & technical services .....	618	4 066	17 246	159	112	32	11	4	—	—	—	—	—
5411	Legal services .....	104	832	3 499	35	27	6	2	—	—	—	—	—	—
5412	Accounting, tax prep, bookkeep, payroll services .....	173	775	2 725	34	22	8	2	2	—	—	—	—	—
54121	Accounting, tax prep, bookkeep, payroll services .....	173	775	2 725	34	22	8	2	2	—	—	—	—	—
5413	Architectural, engineering & related services ...	109	810	3 926	29	19	8	2	—	—	—	—	—	—
5419	Oth professional, scientific, technical services ..	124	660	3 081	24	14	4	5	1	—	—	—	—	—
<b>55</b>	<b>Management of companies &amp; enterprises</b> ..	<b>(A)</b>	<b>(D)</b>	<b>(D)</b>	<b>1</b>	—	<b>1</b>	—	—	—	—	—	—	—
<b>56</b>	<b>Admin, support, waste mgt, remediation services</b> .....	<b>1 464</b>	<b>5 150</b>	<b>25 063</b>	<b>106</b>	<b>66</b>	<b>15</b>	<b>10</b>	<b>6</b>	<b>8</b>	—	<b>1</b>	—	—
561	Administrative & support services .....	1 391	4 632	22 826	99	61	14	10	6	7	—	1	—	—
5613	Employment services .....	809	2 112	11 679	15	7	—	—	2	5	—	1	—	—
56132	Temporary help services .....	800	2 072	11 457	10	2	—	—	2	5	—	1	—	—
561320	Temporary help services .....	800	2 072	11 457	10	2	—	—	2	5	—	1	—	—
5617	Services to buildings & dwellings .....	370	1 376	5 941	57	36	10	7	3	1	—	—	—	—
56172	Janitorial services .....	160	394	1 615	21	10	6	4	1	—	—	—	—	—
561720	Janitorial services .....	160	394	1 615	21	10	6	4	1	—	—	—	—	—
56173	Landscaping services .....	166	689	3 157	28	20	4	2	1	1	—	—	—	—
561730	Landscaping services .....	166	689	3 157	28	20	4	2	1	1	—	—	—	—
<b>61</b>	<b>Educational services</b> .....	<b>102</b>	<b>296</b>	<b>1 106</b>	<b>16</b>	<b>10</b>	<b>3</b>	<b>2</b>	<b>1</b>	—	—	—	—	—
611	Educational services .....	102	296	1 106	16	10	3	2	1	—	—	—	—	—
<b>62</b>	<b>Health care and social assistance</b> .....	<b>3 362</b>	<b>22 951</b>	<b>94 625</b>	<b>190</b>	<b>69</b>	<b>60</b>	<b>34</b>	<b>15</b>	<b>5</b>	<b>6</b>	—	<b>1</b>	—
621	Ambulatory health care services .....	973	9 607	42 863	117	45	41	23	6	2	—	—	—	—
6211	Offices of physicians .....	467	5 665	25 349	46	16	14	13	1	2	—	—	—	—
62111	Offices of physicians .....	467	5 665	25 349	46	16	14	13	1	2	—	—	—	—
6212	Offices of dentists .....	268	2 164	8 714	33	7	19	5	2	—	—	—	—	—
62121	Offices of dentists .....	268	2 164	8 714	33	7	19	5	2	—	—	—	—	—
621210	Offices of dentists .....	268	2 164	8 714	33	7	19	5	2	—	—	—	—	—
622	Hospitals .....	(F)	(D)	(D)	1	—	—	—	—	—	—	—	1	—
6221	General medical & surgical hospitals .....	(F)	(D)	(D)	1	—	—	—	—	—	—	—	1	—
62211	General medical & surgical hospitals .....	(F)	(D)	(D)	1	—	—	—	—	—	—	—	1	—
623	Nursing & residential care facilities .....	941	4 412	18 834	25	7	7	2	2	2	5	—	—	—
6231	Nursing care facilities .....	559	2 943	13 005	5	—	1	—	—	—	4	—	—	—
62311	Nursing care facilities .....	559	2 943	13 005	5	—	1	—	—	—	4	—	—	—
623110	Nursing care facilities .....	559	2 943	13 005	5	—	1	—	—	—	4	—	—	—
6233	Community care facilities for the elderly .....	308	1 123	4 656	8	3	—	—	2	2	1	—	—	—
62331	Community care facilities for the elderly .....	308	1 123	4 656	8	3	—	—	2	2	1	—	—	—
624	Social assistance .....	(F)	(D)	(D)	47	17	12	9	7	1	1	—	—	—
6243	Vocational rehabilitation services .....	(C)	(D)	(D)	2	—	—	—	—	1	1	—	—	—
62431	Vocational rehabilitation services .....	(C)	(D)	(D)	2	—	—	—	—	1	1	—	—	—
6244	Child day care services .....	390	1 000	4 211	35	10	10	8	7	—	—	—	—	—
62441	Child day care services .....	390	1 000	4 211	35	10	10	8	7	—	—	—	—	—
624410	Child day care services .....	390	1 000	4 211	35	10	10	8	7	—	—	—	—	—
<b>71</b>	<b>Arts, entertainment &amp; recreation</b> .....	<b>530</b>	<b>3 725</b>	<b>16 864</b>	<b>48</b>	<b>27</b>	<b>10</b>	<b>5</b>	<b>3</b>	<b>2</b>	<b>1</b>	—	—	—
711	Performing arts, spectator sports & related industries .....	196	2 593	11 657	13	9	2	1	—	—	1	—	—	—
7112	Spectator sports .....	187	2 566	11 556	6	2	2	1	—	—	1	—	—	—
71121	Spectator sports .....	187	2 566	11 556	6	2	2	1	—	—	1	—	—	—
713	Amusement, gambling & recreation industries ....	320	1 078	4 938	30	14	7	4	3	2	—	—	—	—
7139	Other amusement & recreation industries .....	(E)	(D)	(D)	28	13	6	4	3	2	—	—	—	—
71391	Golf courses & country clubs .....	214	845	3 799	7	—	2	1	2	2	—	—	—	—
713910	Golf courses & country clubs .....	214	845	3 799	7	—	2	1	2	2	—	—	—	—
<b>72</b>	<b>Accommodation &amp; food services</b> .....	<b>2 600</b>	<b>5 827</b>	<b>26 506</b>	<b>166</b>	<b>61</b>	<b>26</b>	<b>31</b>	<b>40</b>	<b>7</b>	<b>1</b>	—	—	—
721	Accommodation .....	(C)	(D)	(D)	10	4	1	3	2	—	—	—	—	—
7211	Traveler accommodation .....	(C)	(D)	(D)	9	3	1	3	2	—	—	—	—	—
72111	Hotels (exc casino hotels) & motels .....	126	245	1 460	8	2	1	3	2	—	—	—	—	—
721110	Hotels (exc casino hotels) & motels .....	126	245	1 460	8	2	1	3	2	—	—	—	—	—
722	Food services & drinking places .....	(G)	(D)	(D)	156	57	25	28	38	7	1	—	—	—
7221	Full-service restaurants .....	996	2 188	9 756	82	34	11	19	18	—	—	—	—	—
72211	Full-service restaurants .....	996	2 188	9 756	82	34	11	19	18	—	—	—	—	—
722110	Full-service restaurants .....	996	2 188	9 756	82	34	11	19	18	—	—	—	—	—
7222	Limited-service eating places .....	(G)	(D)	(D)	67	19	13	9	18	7	1	—	—	—
72221	Limited-service eating places .....	(G)	(D)	(D)	67	19	13	9	18	7	1	—	—	—
722211	Limited-service restaurants .....	1 281	2 944	13 262	58	14	11	8	18	6	1	—	—	—

See footnotes at end of table.

**Table 6. Counties—Employees, Payroll, and Establishments by Industry: 2002—Con.**

[Excludes most government employees, railroad employees, and self-employed persons. Size class 1 to 4 includes establishments with payroll, but no employees, during mid-March pay period. (D) denotes figures withheld to avoid disclosing data for individual companies; the data are included in broader industry totals. Detailed industries with 100 or more employees are shown if industry was not a (D). For explanation of terms, abbreviations, and data reliability/comparability, see introductory text]

NAICS code	Industry	Number of employees for week including March 12	Payroll (\$1,000)		Total number of establishments	Number of establishments by employment-size class									
			First quarter	Annual		1 to 4	5 to 9	10 to 19	20 to 49	50 to 99	100 to 249	250 to 499	500 to 999	1,000 or more	
<b>RANDOLPH—Con.</b>															
<b>81</b>	<b>Other services (except public administration)</b>	<b>1 620</b>	<b>6 747</b>	<b>28 159</b>	<b>310</b>	<b>197</b>	<b>72</b>	<b>29</b>	<b>10</b>	<b>2</b>	—	—	—	—	
811	Repair & maintenance	594	3 355	13 786	129	88	26	12	2	1	—	—	—	—	
8111	Automotive repair & maintenance	388	2 084	8 230	84	55	21	7	—	1	—	—	—	—	
81111	Automotive mechanical & electrical R&M	156	828	3 509	48	35	11	2	—	—	—	—	—	—	
811111	General automotive repair	128	690	2 982	40	30	8	2	—	—	—	—	—	—	
81112	Automotive body, paint, interior & glass repair	119	860	2 987	24	14	5	5	—	—	—	—	—	—	
811121	Automotive body, paint & interior R&M	102	739	2 495	20	12	4	4	—	—	—	—	—	—	
81119	Other automotive R&M	113	396	1 734	12	6	5	—	—	1	—	—	—	—	
811192	Car washes	104	358	1 566	9	4	4	—	—	1	—	—	—	—	
8114	Personal & household goods R&M	119	685	3 130	22	16	3	1	2	—	—	—	—	—	
812	Personal & laundry services	250	1 097	4 691	44	22	14	6	2	—	—	—	—	—	
813	Religious, grantmaking, civic, prof & like organizations	776	2 295	9 682	137	87	32	11	6	1	—	—	—	—	
8131	Religious organizations	593	1 676	6 964	114	73	26	10	5	—	—	—	—	—	
81311	Religious organizations	593	1 676	6 964	114	73	26	10	5	—	—	—	—	—	
813110	Religious organizations	593	1 676	6 964	114	73	26	10	5	—	—	—	—	—	
<b>95</b>	<b>Auxiliaries (exc corporate, subsidiary &amp; regional mgt)</b>	<b>92</b>	<b>503</b>	<b>2 134</b>	<b>4</b>	<b>1</b>	—	—	<b>3</b>	—	—	—	—	—	
<b>99</b>	<b>Unclassified establishments</b>	<b>23</b>	<b>45</b>	<b>229</b>	<b>15</b>	<b>14</b>	<b>1</b>	—	—	—	—	—	—	—	
<b>RICHMOND</b>															
	<b>Total</b>	<b>12 741</b>	<b>65 541</b>	<b>273 830</b>	<b>980</b>	<b>541</b>	<b>190</b>	<b>132</b>	<b>82</b>	<b>18</b>	<b>9</b>	<b>4</b>	<b>4</b>	—	
<b>11</b>	<b>Forestry, fishing, hunting, and agriculture support</b>	<b>63</b>	<b>358</b>	<b>1 351</b>	<b>10</b>	<b>5</b>	<b>3</b>	<b>1</b>	<b>1</b>	—	—	—	—	—	
<b>21</b>	<b>Mining</b>	<b>(B)</b>	<b>(D)</b>	<b>(D)</b>	<b>2</b>	—	—	—	<b>1</b>	<b>1</b>	—	—	—	—	
<b>22</b>	<b>Utilities</b>	<b>(C)</b>	<b>(D)</b>	<b>(D)</b>	<b>4</b>	<b>1</b>	—	—	<b>3</b>	—	—	—	—	—	
221	Utilities	(C)	(D)	(D)	4	1	—	—	3	—	—	—	—	—	
<b>23</b>	<b>Construction</b>	<b>443</b>	<b>2 386</b>	<b>10 412</b>	<b>82</b>	<b>52</b>	<b>19</b>	<b>6</b>	<b>5</b>	—	—	—	—	—	
233	Building, developing & general contracting	119	626	2 361	23	15	5	1	2	—	—	—	—	—	
235	Special trade contractors	231	1 051	4 723	53	36	12	4	1	—	—	—	—	—	
<b>31-33</b>	<b>Manufacturing</b>	<b>4 100</b>	<b>23 448</b>	<b>100 682</b>	<b>54</b>	<b>17</b>	<b>7</b>	<b>8</b>	<b>11</b>	<b>2</b>	<b>3</b>	<b>3</b>	<b>3</b>	—	
311	Food mfg	(F)	(D)	(D)	3	2	—	—	—	—	—	—	1	—	
3116	Animal slaughtering & processing	(F)	(D)	(D)	2	1	—	—	—	—	—	—	1	—	
31161	Animal slaughtering & processing	(F)	(D)	(D)	2	1	—	—	—	—	—	—	1	—	
313	Textile mills	(F)	(D)	(D)	2	—	—	—	—	—	—	1	1	—	
3131	Fiber, yarn & thread mills	(E)	(D)	(D)	1	—	—	—	—	—	—	1	—	—	
31311	Fiber, yarn & thread mills	(E)	(D)	(D)	1	—	—	—	—	—	—	1	—	—	
3132	Fabric mills	(F)	(D)	(D)	1	—	—	—	—	—	—	—	1	—	
31321	Broadwoven fabric mills	(F)	(D)	(D)	1	—	—	—	—	—	—	—	1	—	
315	Apparel manufacturing	946	5 069	21 194	4	—	—	—	1	1	—	1	1	—	
3151	Apparel knitting mills	946	5 069	21 194	4	—	—	—	1	1	—	1	1	—	
31511	Hosiery & sock mills	(F)	(D)	(D)	3	—	—	—	1	1	—	—	1	—	
31519	Other apparel knitting mills	(E)	(D)	(D)	1	—	—	—	—	—	—	1	—	—	
322	Paper mfg	592	4 099	19 459	8	1	—	2	1	1	3	—	—	—	
3221	Pulp, paper & paperboard mills	254	1 970	10 106	3	1	—	—	—	—	2	—	—	—	
32212	Paper mills	254	1 970	10 106	3	1	—	—	—	—	2	—	—	—	
322121	Paper (except newsprint) mills	254	1 970	10 106	3	1	—	—	—	—	2	—	—	—	
3222	Converted paper product mfg	338	2 129	9 353	5	—	—	2	1	1	1	—	—	—	
32222	Paper bag & coated & treated paper mfg	(C)	(D)	(D)	1	—	—	—	—	—	1	—	—	—	
32229	Other converted paper product mfg	(C)	(D)	(D)	3	—	—	2	—	1	—	—	—	—	
326	Plastics & rubber products mfg	404	3 027	11 953	5	1	—	—	3	—	—	1	—	—	
3261	Plastics product mfg	(E)	(D)	(D)	3	—	—	—	2	—	—	1	—	—	
32619	Other plastics product mfg	(E)	(D)	(D)	2	—	—	—	1	—	—	—	—	—	
<b>42</b>	<b>Wholesale trade</b>	<b>379</b>	<b>2 280</b>	<b>9 135</b>	<b>41</b>	<b>19</b>	<b>9</b>	<b>8</b>	<b>5</b>	—	—	—	—	—	
421	Wholesale trade, durable goods	186	928	4 005	22	13	3	3	3	—	—	—	—	—	
422	Wholesale trade, nondurable goods	193	1 352	5 130	19	6	6	5	2	—	—	—	—	—	
<b>44-45</b>	<b>Retail trade</b>	<b>2 283</b>	<b>9 642</b>	<b>39 942</b>	<b>234</b>	<b>124</b>	<b>50</b>	<b>36</b>	<b>17</b>	<b>5</b>	<b>2</b>	—	—	—	
441	Motor vehicle & parts dealers	443	3 043	13 901	42	20	8	8	5	1	—	—	—	—	
4411	Automobile dealers	320	2 501	11 432	22	11	2	3	5	1	—	—	—	—	
44111	New car dealers	265	2 320	10 481	11	3	1	1	5	1	—	—	—	—	
441110	New car dealers	265	2 320	10 481	11	3	1	1	5	1	—	—	—	—	
4413	Automotive parts, accessories & tire stores	104	435	1 840	16	6	6	4	—	—	—	—	—	—	
444	Bldg material & garden equip & supp dealers	250	1 029	3 999	17	9	4	3	—	—	1	—	—	—	
4441	Building material & supplies dealers	(C)	(D)	(D)	16	8	4	3	—	—	1	—	—	—	
44411	Home centers	(C)	(D)	(D)	1	—	—	—	—	—	1	—	—	—	
445	Food & beverage stores	488	1 521	6 035	27	11	3	5	4	4	—	—	—	—	
4451	Grocery stores	444	1 320	5 191	21	8	3	2	4	4	—	—	—	—	
44511	Grocery (except convenience) stores	420	1 262	4 947	13	2	1	2	4	4	—	—	—	—	
445110	Grocery (except convenience) stores	420	1 262	4 947	13	2	1	2	4	4	—	—	—	—	

See footnotes at end of table.

**Table 6. Counties—Employees, Payroll, and Establishments by Industry: 2002—Con.**

[Excludes most government employees, railroad employees, and self-employed persons. Size class 1 to 4 includes establishments with payroll, but no employees, during mid-March pay period. (D) denotes figures withheld to avoid disclosing data for individual companies; the data are included in broader industry totals. Detailed industries with 100 or more employees are shown if industry was not a (D). For explanation of terms, abbreviations, and data reliability/comparability, see introductory text]

NAICS code	Industry	Number of employees for week including March 12	Payroll (\$1,000)		Total number of establishments	Number of establishments by employment-size class								
			First quarter	Annual		1 to 4	5 to 9	10 to 19	20 to 49	50 to 99	100 to 249	250 to 499	500 to 999	1,000 or more
<b>RICHMOND—Con.</b>														
<b>44-45</b>	<b>Retail trade—Con.</b>													
446	Health & personal care stores .....	138	676	2 689	12	3	3	4	2	—	—	—	—	—
4461	Health & personal care stores .....	138	676	2 689	12	3	3	4	2	—	—	—	—	—
44611	Pharmacies & drug stores .....	117	616	2 426	7	—	1	4	2	—	—	—	—	—
446110	Pharmacies & drug stores .....	117	616	2 426	7	—	1	4	2	—	—	—	—	—
447	Gasoline stations .....	188	514	2 084	33	19	9	4	1	—	—	—	—	—
4471	Gasoline stations .....	188	514	2 084	33	19	9	4	1	—	—	—	—	—
44711	Gasoline stations with convenience stores .....	181	499	2 011	27	13	9	4	1	—	—	—	—	—
447110	Gasoline stations with convenience stores .....	181	499	2 011	27	13	9	4	1	—	—	—	—	—
448	Clothing & clothing accessories stores .....	140	432	1 585	24	14	6	3	1	—	—	—	—	—
452	General merchandise stores .....	315	1 153	4 445	13	3	5	3	1	—	1	—	—	—
4521	Department stores .....	(C)	(D)	(D)	2	—	—	—	1	—	1	—	—	—
45211	Department stores .....	(C)	(D)	(D)	2	—	—	—	1	—	1	—	—	—
453	Miscellaneous store retailers .....	131	301	1 284	30	22	3	4	1	—	—	—	—	—
<b>48-49</b>	<b>Transportation &amp; warehousing</b> .....	<b>140</b>	<b>869</b>	<b>2 634</b>	<b>27</b>	<b>19</b>	<b>3</b>	<b>4</b>	<b>1</b>	—	—	—	—	—
484	Truck transportation .....	(C)	(D)	(D)	22	15	3	3	1	—	—	—	—	—
<b>51</b>	<b>Information</b> .....	<b>155</b>	<b>964</b>	<b>3 899</b>	<b>14</b>	<b>6</b>	<b>1</b>	<b>4</b>	<b>3</b>	—	—	—	—	—
513	Broadcasting & telecommunications .....	(C)	(D)	(D)	13	6	1	4	2	—	—	—	—	—
<b>52</b>	<b>Finance &amp; insurance</b> .....	<b>328</b>	<b>1 859</b>	<b>7 666</b>	<b>59</b>	<b>34</b>	<b>18</b>	<b>4</b>	<b>2</b>	<b>1</b>	—	—	—	—
522	Credit intermediation & related activities .....	208	1 199	4 623	35	18	11	4	2	—	—	—	—	—
5221	Depository credit intermediation .....	(C)	(D)	(D)	16	3	8	3	2	—	—	—	—	—
52211	Commercial banking .....	115	642	2 450	14	3	7	3	1	—	—	—	—	—
522110	Commercial banking .....	115	642	2 450	14	3	7	3	1	—	—	—	—	—
524	Insurance carriers & related activities .....	109	566	2 269	18	11	6	—	—	1	—	—	—	—
<b>53</b>	<b>Real estate &amp; rental &amp; leasing</b> .....	<b>96</b>	<b>326</b>	<b>1 467</b>	<b>36</b>	<b>32</b>	<b>3</b>	<b>1</b>	—	—	—	—	—	—
<b>54</b>	<b>Professional, scientific &amp; technical services</b> .....	<b>248</b>	<b>1 297</b>	<b>5 983</b>	<b>51</b>	<b>35</b>	<b>8</b>	<b>5</b>	<b>3</b>	—	—	—	—	—
541	Professional, scientific & technical services .....	248	1 297	5 983	51	35	8	5	3	—	—	—	—	—
<b>55</b>	<b>Management of companies &amp; enterprises</b> .....	<b>(A)</b>	<b>(D)</b>	<b>(D)</b>	<b>2</b>	<b>2</b>	—	—	—	—	—	—	—	—
<b>56</b>	<b>Admin, support, waste mgt, remediation services</b> .....	<b>254</b>	<b>954</b>	<b>4 451</b>	<b>19</b>	<b>11</b>	<b>3</b>	<b>2</b>	<b>1</b>	<b>2</b>	—	—	—	—
561	Administrative & support services .....	(E)	(D)	(D)	17	9	3	2	1	2	—	—	—	—
<b>61</b>	<b>Educational services</b> .....	<b>(A)</b>	<b>(D)</b>	<b>(D)</b>	<b>4</b>	<b>3</b>	<b>1</b>	—	—	—	—	—	—	—
<b>62</b>	<b>Health care and social assistance</b> .....	<b>2 412</b>	<b>13 777</b>	<b>56 252</b>	<b>118</b>	<b>47</b>	<b>27</b>	<b>24</b>	<b>10</b>	<b>4</b>	<b>4</b>	<b>1</b>	<b>1</b>	—
621	Ambulatory health care services .....	762	5 120	21 709	63	27	12	16	5	2	1	—	—	—
6211	Offices of physicians .....	277	2 679	11 475	36	17	8	8	3	—	—	—	—	—
62111	Offices of physicians .....	277	2 679	11 475	36	17	8	8	3	—	—	—	—	—
6214	Outpatient care centers .....	155	715	2 834	7	2	1	2	1	1	—	—	—	—
62142	Outpatient mental health, substance abuse ctrs .....	(C)	(D)	(D)	2	—	—	—	1	1	—	—	—	—
6216	Home health care services .....	220	981	4 197	3	—	—	—	1	1	1	—	—	—
62161	Home health care services .....	220	981	4 197	3	—	—	—	1	1	1	—	—	—
621610	Home health care services .....	220	981	4 197	3	—	—	—	1	1	1	—	—	—
622	Hospitals .....	(F)	(D)	(D)	2	—	—	—	—	—	—	1	1	—
6221	General medical & surgical hospitals .....	(F)	(D)	(D)	2	—	—	—	—	—	—	1	1	—
62211	General medical & surgical hospitals .....	(F)	(D)	(D)	2	—	—	—	—	—	—	1	1	—
623	Nursing & residential care facilities .....	542	1 895	7 461	14	4	2	1	3	1	3	—	—	—
6231	Nursing care facilities .....	340	1 289	5 110	3	—	—	—	—	—	3	—	—	—
62311	Nursing care facilities .....	340	1 289	5 110	3	—	—	—	—	—	3	—	—	—
623110	Nursing care facilities .....	340	1 289	5 110	3	—	—	—	—	—	3	—	—	—
6233	Community care facilities for the elderly .....	119	311	1 045	4	1	—	1	1	—	—	—	—	—
62331	Community care facilities for the elderly .....	119	311	1 045	4	1	—	1	1	—	—	—	—	—
623312	Homes for the elderly .....	119	311	1 045	4	1	—	1	1	—	—	—	—	—
624	Social assistance .....	(E)	(D)	(D)	39	16	13	7	2	1	—	—	—	—
6244	Child day care services .....	171	525	2 214	25	10	9	5	1	—	—	—	—	—
62441	Child day care services .....	171	525	2 214	25	10	9	5	1	—	—	—	—	—
624410	Child day care services .....	171	525	2 214	25	10	9	5	1	—	—	—	—	—
<b>71</b>	<b>Arts, entertainment &amp; recreation</b> .....	<b>84</b>	<b>690</b>	<b>2 702</b>	<b>15</b>	<b>9</b>	<b>4</b>	<b>1</b>	<b>1</b>	—	—	—	—	—
<b>72</b>	<b>Accommodation &amp; food services</b> .....	<b>955</b>	<b>2 015</b>	<b>8 258</b>	<b>75</b>	<b>32</b>	<b>10</b>	<b>13</b>	<b>18</b>	<b>2</b>	—	—	—	—
722	Food services & drinking places .....	872	1 810	7 307	60	24	6	10	18	2	—	—	—	—
7221	Full-service restaurants .....	282	506	1 991	23	10	4	3	6	—	—	—	—	—
72211	Full-service restaurants .....	282	506	1 991	23	10	4	3	6	—	—	—	—	—
722110	Full-service restaurants .....	282	506	1 991	23	10	4	3	6	—	—	—	—	—
7222	Limited-service eating places .....	572	1 272	5 193	31	9	2	6	12	2	—	—	—	—
72221	Limited-service eating places .....	572	1 272	5 193	31	9	2	6	12	2	—	—	—	—
<b>81</b>	<b>Other services (except public administration)</b> .....	<b>520</b>	<b>1 890</b>	<b>7 786</b>	<b>123</b>	<b>84</b>	<b>24</b>	<b>15</b>	—	—	—	—	—	—
811	Repair & maintenance .....	129	610	2 661	34	24	8	2	—	—	—	—	—	—
812	Personal & laundry services .....	115	479	1 951	21	10	6	5	—	—	—	—	—	—
813	Religious, grantmaking, civic, prof & like organizations .....	276	801	3 174	68	50	10	8	—	—	—	—	—	—
8131	Religious organizations .....	262	716	2 791	61	43	10	8	—	—	—	—	—	—
81311	Religious organizations .....	262	716	2 791	61	43	10	8	—	—	—	—	—	—
813110	Religious organizations .....	262	716	2 791	61	43	10	8	—	—	—	—	—	—

See footnotes at end of table.

**Table 6. Counties—Employees, Payroll, and Establishments by Industry: 2002—Con.**

[Excludes most government employees, railroad employees, and self-employed persons. Size class 1 to 4 includes establishments with payroll, but no employees, during mid-March pay period. (D) denotes figures withheld to avoid disclosing data for individual companies; the data are included in broader industry totals. Detailed industries with 100 or more employees are shown if industry was not a (D). For explanation of terms, abbreviations, and data reliability/comparability, see introductory text]

NAICS code	Industry	Number of employees for week including March 12	Payroll (\$1,000)		Total number of establishments	Number of establishments by employment-size class									
			First quarter	Annual		1 to 4	5 to 9	10 to 19	20 to 49	50 to 99	100 to 249	250 to 499	500 to 999	1,000 or more	
<b>RICHMOND—Con.</b>															
95	Auxiliaries (exc corporate, subsidiary & regional mgt) .....	(B)	(D)	(D)	1	—	—	—	—	1	—	—	—	—	
99	Unclassified establishments .....	10	15	34	9	9	—	—	—	—	—	—	—	—	
<b>ROBESON</b>															
	<b>Total .....</b>	<b>31 103</b>	<b>165 908</b>	<b>676 586</b>	<b>1 987</b>	<b>989</b>	<b>459</b>	<b>256</b>	<b>172</b>	<b>62</b>	<b>29</b>	<b>16</b>	<b>2</b>	<b>2</b>	
11	<b>Forestry, fishing, hunting, and agriculture support .....</b>	<b>138</b>	<b>1 703</b>	<b>5 919</b>	<b>14</b>	<b>9</b>	<b>2</b>	<b>1</b>	<b>1</b>	<b>1</b>	—	—	—	—	
113	Forestry and logging .....	(C)	(D)	(D)	11	7	1	1	1	1	—	—	—	—	
1133	Logging .....	128	1 641	5 551	10	6	1	1	1	1	—	—	—	—	
11331	Logging .....	128	1 641	5 551	10	6	1	1	1	1	—	—	—	—	
113310	Logging .....	128	1 641	5 551	10	6	1	1	1	1	—	—	—	—	
22	<b>Utilities .....</b>	<b>(C)</b>	<b>(D)</b>	<b>(D)</b>	<b>5</b>	<b>2</b>	—	<b>1</b>	—	<b>1</b>	<b>1</b>	—	—	—	
221	Utilities .....	(C)	(D)	(D)	5	2	—	1	—	1	1	—	—	—	
2211	Elec pwr generation, transm & distribution ...	(C)	(D)	(D)	5	2	—	1	—	1	1	—	—	—	
22112	Electric pwr transm, control & distribution ..	(C)	(D)	(D)	5	2	—	1	—	1	1	—	—	—	
23	<b>Construction .....</b>	<b>2 161</b>	<b>10 489</b>	<b>46 480</b>	<b>237</b>	<b>124</b>	<b>63</b>	<b>30</b>	<b>11</b>	<b>7</b>	<b>1</b>	<b>1</b>	—	—	
233	Building, developing & general contracting .....	511	2 452	11 466	60	33	14	7	4	1	1	—	—	—	
2331	Land subdivision & land development .....	185	789	3 208	9	3	2	2	1	—	1	—	—	—	
23311	Land subdivision & land development .....	185	789	3 208	9	3	2	2	1	—	1	—	—	—	
233110	Land subdivision & land development .....	185	789	3 208	9	3	2	2	1	—	1	—	—	—	
2332	Residential building construction .....	140	487	2 055	39	26	10	3	—	—	—	—	—	—	
23321	Single-family housing construction .....	140	487	2 055	39	26	10	3	—	—	—	—	—	—	
233210	Single-family housing construction .....	140	487	2 055	39	26	10	3	—	—	—	—	—	—	
2333	Nonresidential building construction .....	186	1 176	6 203	12	4	2	2	3	1	—	—	—	—	
23332	Commercial & institutional bldg construction ..	186	1 176	6 203	12	4	2	2	3	1	—	—	—	—	
233320	Commercial & institutional bldg construction ..	186	1 176	6 203	12	4	2	2	3	1	—	—	—	—	
234	Heavy construction .....	758	3 766	18 044	22	9	2	3	2	5	—	1	—	—	
2341	Highway, street, bridge & tunnel construction ...	(F)	(D)	(D)	12	4	1	1	1	4	—	1	—	—	
23411	Highway & street construction .....	628	3 113	15 270	11	3	1	1	1	4	—	1	—	—	
234110	Highway & street construction .....	628	3 113	15 270	11	3	1	1	1	4	—	1	—	—	
2349	Other heavy construction .....	(C)	(D)	(D)	10	5	1	2	1	1	—	—	—	—	
23491	Water, sewer & pipeline construction .....	124	632	2 683	7	2	1	2	1	1	—	—	—	—	
234910	Water, sewer & pipeline construction .....	124	632	2 683	7	2	1	2	1	1	—	—	—	—	
235	Special trade contractors .....	892	4 271	16 970	155	82	47	20	5	1	—	—	—	—	
2351	Plumbing, heating & AC contractor .....	158	892	3 567	28	13	11	3	1	—	—	—	—	—	
23511	Plumbing, heating & AC contractor .....	158	892	3 567	28	13	11	3	1	—	—	—	—	—	
235110	Plumbing, heating & AC contractor .....	158	892	3 567	28	13	11	3	1	—	—	—	—	—	
2353	Electrical contractors .....	115	597	2 621	19	10	4	5	—	—	—	—	—	—	
23531	Electrical contractors .....	115	597	2 621	19	10	4	5	—	—	—	—	—	—	
235310	Electrical contractors .....	115	597	2 621	19	10	4	5	—	—	—	—	—	—	
2354	Masonry, drywall, insulation, tile contractors ....	188	737	3 226	39	20	13	6	—	—	—	—	—	—	
23541	Masonry & stone contractors .....	(C)	(D)	(D)	24	12	8	4	—	—	—	—	—	—	
2357	Concrete contractors .....	128	561	2 357	14	2	9	1	2	—	—	—	—	—	
23571	Concrete contractors .....	128	561	2 357	14	2	9	1	2	—	—	—	—	—	
235710	Concrete contractors .....	128	561	2 357	14	2	9	1	2	—	—	—	—	—	
31-33	<b>Manufacturing .....</b>	<b>8 540</b>	<b>56 200</b>	<b>220 821</b>	<b>92</b>	<b>23</b>	<b>12</b>	<b>12</b>	<b>16</b>	<b>3</b>	<b>15</b>	<b>9</b>	<b>1</b>	<b>1</b>	
311	Food mfg .....	(G)	(D)	(D)	4	1	1	—	—	—	—	—	1	1	
3114	Fruit & veg preserving & specialty food mfg ....	(F)	(D)	(D)	1	—	—	—	—	—	—	—	1	—	
31142	Fruit & veg canning, pickling & drying .....	(F)	(D)	(D)	1	—	—	—	—	—	—	—	1	—	
3116	Animal slaughtering & processing .....	(G)	(D)	(D)	3	1	1	—	—	—	—	—	—	1	
31161	Animal slaughtering & processing .....	(G)	(D)	(D)	3	1	1	—	—	—	—	—	—	1	
312	Beverage & tobacco product mfg .....	(E)	(D)	(D)	3	1	—	—	—	—	2	—	—	—	
3121	Beverage mfg .....	(E)	(D)	(D)	2	—	—	—	—	—	2	—	—	—	
31211	Soft drink & ice mfg .....	(E)	(D)	(D)	2	—	—	—	—	—	2	—	—	—	
313	Textile mills .....	1 537	9 115	37 667	15	2	1	1	6	1	1	3	—	—	
3132	Fabric mills .....	808	4 383	18 474	10	1	—	1	5	1	1	1	—	—	
31324	Knit fabric mills .....	711	3 812	16 031	6	—	—	—	3	1	1	1	—	—	
313241	Weft knit fabric mills .....	711	3 812	16 031	6	—	—	—	3	1	1	1	—	—	
3133	Textile, fabric finishing, fabric coating mills .....	729	4 732	19 193	5	1	1	—	1	—	—	2	—	—	
31331	Textile & fabric finishing mills .....	729	4 732	19 193	5	1	1	—	1	—	—	2	—	—	
315	Apparel manufacturing .....	1 322	5 091	23 185	11	2	—	1	2	1	3	2	—	—	
3151	Apparel knitting mills .....	(F)	(D)	(D)	2	—	—	—	—	—	—	2	—	—	
31511	Hosiery & sock mills .....	(F)	(D)	(D)	2	—	—	—	—	—	—	2	—	—	
3152	Cut & sew apparel mfg .....	(F)	(D)	(D)	9	2	—	1	2	1	3	—	—	—	
31521	Cut & sew apparel contractors .....	223	630	5 284	4	1	—	1	1	—	1	—	—	—	
31522	Men's, boys' cut & sew apparel mfg .....	(C)	(D)	(D)	2	—	—	—	1	1	—	—	—	—	
31529	Other cut & sew apparel mfg .....	(C)	(D)	(D)	2	—	—	—	1	—	1	—	—	—	
316	Leather & allied product mfg .....	(E)	(D)	(D)	2	—	1	—	—	—	—	1	—	—	
3162	Footwear mfg .....	(E)	(D)	(D)	1	—	—	—	—	—	—	1	—	—	
31621	Footwear mfg .....	(E)	(D)	(D)	1	—	—	—	—	—	—	1	—	—	
321	Wood product mfg .....	829	5 403	24 414	7	—	—	2	2	—	2	1	—	—	
3219	Other wood product mfg .....	(F)	(D)	(D)	5	—	—	1	1	—	2	1	—	—	
32199	All other wood product mfg .....	(F)	(D)	(D)	3	—	—	—	—	—	2	1	—	—	

See footnotes at end of table.



**Table 6. Counties—Employees, Payroll, and Establishments by Industry: 2002—Con.**

[Excludes most government employees, railroad employees, and self-employed persons. Size class 1 to 4 includes establishments with payroll, but no employees, during mid-March pay period. (D) denotes figures withheld to avoid disclosing data for individual companies; the data are included in broader industry totals. Detailed industries with 100 or more employees are shown if industry was not a (D). For explanation of terms, abbreviations, and data reliability/comparability, see introductory text]

NAICS code	Industry	Number of employees for week including March 12	Payroll (\$1,000)		Total number of establishments	Number of establishments by employment-size class																		
			First quarter	Annual		1 to 4	5 to 9	10 to 19	20 to 49	50 to 99	100 to 249	250 to 499	500 to 999	1,000 or more										
<b>ROBESON—Con.</b>																								
<b>31-33 Manufacturing—Con.</b>																								
322	Paper mfg	451	4 349	16 973	4	—	—	—	1	—	3	—	—	—										
3221	Pulp, paper & paperboard mills	(C)	(D)	(D)	2	—	—	—	1	—	1	—	—											
32211	Pulp mills	(C)	(D)	(D)	1	—	—	—	—	—	1	—	—											
3222	Converted paper product mfg	(E)	(D)	(D)	2	—	—	—	—	—	2	—	—											
32221	Paperboard container mfg	(E)	(D)	(D)	2	—	—	—	—	—	2	—	—											
326	Plastics & rubber products mfg	(C)	(D)	(D)	2	1	—	—	—	—	1	—	—											
3262	Rubber product mfg	(C)	(D)	(D)	2	1	—	—	—	—	1	—	—											
32629	Other rubber product mfg	(C)	(D)	(D)	2	1	—	—	—	—	1	—	—											
332	Fabricated metal product mfg	454	4 048	15 977	9	4	2	1	1	—	—	1	—											
3329	Other fabricated metal product mfg	(E)	(D)	(D)	2	1	—	—	—	—	—	1	—											
33299	All other fabricated metal product mfg	(E)	(D)	(D)	2	1	—	—	—	—	—	1	—											
333	Machinery mfg	222	1 959	7 516	5	1	2	1	—	—	1	—	—											
3339	Other general purpose machinery mfg	(C)	(D)	(D)	1	—	—	—	—	—	1	—	—											
33399	All other general purpose machinery mfg	(C)	(D)	(D)	1	—	—	—	—	—	1	—	—											
335	Electrical equip, appliance & component mfg	(C)	(D)	(D)	2	1	—	—	—	—	1	—	—											
3353	Electrical equipment mfg	(C)	(D)	(D)	1	—	—	—	—	—	1	—	—											
33531	Electrical equipment mfg	(C)	(D)	(D)	1	—	—	—	—	—	1	—	—											
337	Furniture & related product mfg	249	1 474	5 364	5	1	—	2	1	—	1	—	—											
3371	HH & institutional furniture & kitchen cabinet mfg	249	1 474	5 364	5	1	—	2	1	—	1	—	—											
33712	Household & institutional furniture mfg	(C)	(D)	(D)	2	—	—	—	1	—	1	—	—											
339	Miscellaneous mfg	(E)	(D)	(D)	5	4	—	—	—	—	—	1	—											
3399	Other miscellaneous mfg	(E)	(D)	(D)	4	3	—	—	—	—	—	1	—											
33999	All other misc mfg	(E)	(D)	(D)	2	1	—	—	—	—	—	1	—											
<b>42</b>	<b>Wholesale trade</b>	<b>884</b>	<b>6 148</b>	<b>23 966</b>	<b>72</b>	<b>37</b>	<b>13</b>	<b>14</b>	<b>7</b>	—	—	<b>1</b>	—											
421	Wholesale trade, durable goods	273	1 827	7 017	40	25	4	7	4	—	—	—	—											
4218	Machinery, equipment & supplies whsle	148	919	3 688	16	8	2	3	3	—	—	—	—											
422	Wholesale trade, nondurable goods	611	4 321	16 949	32	12	9	7	3	—	—	1	—											
4224	Grocery & related product whsle	(E)	(D)	(D)	7	3	3	—	—	—	—	1	—											
42241	General line grocery whsle	(E)	(D)	(D)	1	—	—	—	—	—	—	1	—											
<b>44-45</b>	<b>Retail trade</b>	<b>4 884</b>	<b>20 760</b>	<b>86 377</b>	<b>431</b>	<b>170</b>	<b>139</b>	<b>70</b>	<b>34</b>	<b>15</b>	<b>2</b>	<b>1</b>	—											
441	Motor vehicle & parts dealers	740	4 675	20 445	69	26	22	10	8	3	—	—	—											
4411	Automobile dealers	499	3 682	16 319	32	11	8	3	7	3	—	—	—											
44111	New car dealers	417	3 341	14 534	16	3	2	1	7	3	—	—	—											
441110	New car dealers	417	3 341	14 534	16	3	2	1	7	3	—	—	—											
4413	Automotive parts, accessories & tire stores	220	879	3 627	34	14	13	6	1	—	—	—	—											
44131	Automotive parts, accessories & tire stores	162	577	2 417	21	8	7	5	1	—	—	—	—											
441310	Automotive parts, accessories & tire stores	162	577	2 417	21	8	7	5	1	—	—	—	—											
442	Furniture & home furnishing stores	113	525	2 315	20	10	7	2	1	—	—	—	—											
444	Bldg material & garden equip & supp dealers	414	2 039	8 625	32	15	9	3	4	—	1	—	—											
4441	Building material & supplies dealers	357	1 679	7 180	22	11	3	3	4	—	1	—	—											
44411	Home centers	(C)	(D)	(D)	2	1	—	—	—	—	1	—	—											
44413	Hardware stores	(C)	(D)	(D)	10	4	2	1	3	—	—	—	—											
445	Food & beverage stores	1 108	3 678	15 157	67	24	15	9	11	8	—	—	—											
4451	Grocery stores	1 049	3 531	14 471	57	20	11	7	11	8	—	—	—											
44511	Grocery (except convenience) stores	909	3 139	12 799	30	6	2	3	11	8	—	—	—											
445110	Grocery (except convenience) stores	909	3 139	12 799	30	6	2	3	11	8	—	—	—											
44512	Convenience stores	140	392	1 672	27	14	9	4	—	—	—	—	—											
445120	Convenience stores	140	392	1 672	27	14	9	4	—	—	—	—	—											
446	Health & personal care stores	354	1 677	7 838	31	9	7	10	5	—	—	—	—											
4461	Health & personal care stores	354	1 677	7 838	31	9	7	10	5	—	—	—	—											
44611	Pharmacies & drug stores	301	1 477	7 023	23	5	5	8	5	—	—	—	—											
446110	Pharmacies & drug stores	301	1 477	7 023	23	5	5	8	5	—	—	—	—											
447	Gasoline stations	427	1 488	6 174	61	26	26	7	1	1	—	—	—											
4471	Gasoline stations	427	1 488	6 174	61	26	26	7	1	1	—	—	—											
44711	Gasoline stations with convenience stores	269	766	3 545	47	17	23	7	—	—	—	—	—											
447110	Gasoline stations with convenience stores	269	766	3 545	47	17	23	7	—	—	—	—	—											
44719	Other gasoline stations	158	722	2 629	14	9	3	—	1	1	—	—	—											
447190	Other gasoline stations	158	722	2 629	14	9	3	—	1	1	—	—	—											
448	Clothing & clothing accessories stores	552	1 674	6 130	41	8	17	11	3	2	—	—	—											
4481	Clothing stores	399	1 210	4 540	26	7	7	8	2	2	—	—	—											
44814	Family clothing stores	269	851	3 073	8	1	—	3	2	2	—	—	—											
448140	Family clothing stores	269	851	3 073	8	1	—	3	2	2	—	—	—											
452	General merchandise stores	777	2 848	11 680	32	8	14	6	1	1	1	1	—											
4521	Department stores	578	2 296	9 390	3	—	—	—	—	1	1	1	—											
45211	Department stores	578	2 296	9 390	3	—	—	—	—	1	1	1	—											
452110	Department stores	578	2 296	9 390	3	—	—	—	—	1	1	1	—											
4529	Other general merchandise stores	199	552	2 290	29	8	14	6	1	—	—	—	—											
45299	All other general merchandise stores	(C)	(D)	(D)	28	7	14	6	1	—	—	—	—											
453	Miscellaneous store retailers	167	788	2 738	36	24	6	6	—	—	—	—	—											
454	Nonstore retailers	114	742	2 625	16	5	6	5	—	—	—	—	—											

See footnotes at end of table.

**Table 6. Counties—Employees, Payroll, and Establishments by Industry: 2002—Con.**

[Excludes most government employees, railroad employees, and self-employed persons. Size class 1 to 4 includes establishments with payroll, but no employees, during mid-March pay period. (D) denotes figures withheld to avoid disclosing data for individual companies; the data are included in broader industry totals. Detailed industries with 100 or more employees are shown if industry was not a (D). For explanation of terms, abbreviations, and data reliability/comparability, see introductory text]

NAICS code	Industry	Number of employees for week including March 12	Payroll (\$1,000)		Total number of establishments	Number of establishments by employment-size class								
			First quarter	Annual		1 to 4	5 to 9	10 to 19	20 to 49	50 to 99	100 to 249	250 to 499	500 to 999	1,000 or more
<b>ROBESON—Con.</b>														
<b>48-49</b>	<b>Transportation &amp; warehousing</b>	<b>624</b>	<b>4 197</b>	<b>18 268</b>	<b>71</b>	<b>45</b>	<b>13</b>	<b>5</b>	<b>4</b>	<b>4</b>	—	—	—	—
484	Truck transportation	482	3 062	13 591	52	33	11	3	1	4	—	—	—	—
4841	General freight trucking	424	2 761	12 228	30	15	7	3	1	4	—	—	—	—
48412	General freight trucking, long-distance	371	2 528	11 181	21	13	1	2	1	4	—	—	—	—
484121	General freight trucking, long-distance, TL	241	1 307	5 721	18	13	1	1	—	3	—	—	—	—
484122	General freight trucking, long-distance, LTL	130	1 221	5 460	3	—	—	1	1	1	—	—	—	—
<b>51</b>	<b>Information</b>	<b>242</b>	<b>1 706</b>	<b>6 363</b>	<b>25</b>	<b>16</b>	<b>4</b>	<b>1</b>	<b>3</b>	<b>1</b>	—	—	—	—
513	Broadcasting & telecommunications	115	1 274	4 367	18	12	4	—	2	—	—	—	—	—
<b>52</b>	<b>Finance &amp; insurance</b>	<b>1 257</b>	<b>7 305</b>	<b>29 520</b>	<b>113</b>	<b>69</b>	<b>26</b>	<b>11</b>	<b>5</b>	—	<b>1</b>	—	<b>1</b>	—
522	Credit intermediation & related activities	(G)	(D)	(D)	63	31	18	8	4	—	1	—	1	—
5221	Depository credit intermediation	(F)	(D)	(D)	38	12	13	7	4	—	1	—	1	—
52211	Commercial banking	921	5 168	20 309	34	11	12	6	3	—	1	—	1	—
522110	Commercial banking	921	5 168	20 309	34	11	12	6	3	—	1	—	1	—
524	Insurance carriers & related activities	(C)	(D)	(D)	47	36	7	3	1	—	—	—	—	—
5242	Agencies & other insurance related activities	(C)	(D)	(D)	45	36	7	2	—	—	—	—	—	—
52421	Insurance agencies & brokerages	107	709	3 067	43	35	7	1	—	—	—	—	—	—
524210	Insurance agencies & brokerages	107	709	3 067	43	35	7	1	—	—	—	—	—	—
<b>53</b>	<b>Real estate &amp; rental &amp; leasing</b>	<b>175</b>	<b>933</b>	<b>3 820</b>	<b>44</b>	<b>32</b>	<b>9</b>	<b>2</b>	<b>1</b>	—	—	—	—	—
<b>54</b>	<b>Professional, scientific &amp; technical services</b>	<b>581</b>	<b>2 846</b>	<b>11 372</b>	<b>115</b>	<b>79</b>	<b>17</b>	<b>14</b>	<b>4</b>	<b>1</b>	—	—	—	—
541	Professional, scientific & technical services	581	2 846	11 372	115	79	17	14	4	1	—	—	—	—
5411	Legal services	120	648	2 886	35	29	3	3	—	—	—	—	—	—
54111	Offices of lawyers	120	648	2 886	35	29	3	3	—	—	—	—	—	—
541110	Offices of lawyers	120	648	2 886	35	29	3	3	—	—	—	—	—	—
5412	Accounting, tax prep, bookkeep, payroll services	253	870	2 691	34	21	5	4	3	1	—	—	—	—
54121	Accounting, tax prep, bookkeep, payroll services	253	870	2 691	34	21	5	4	3	1	—	—	—	—
541213	Tax preparation services	176	380	764	13	6	—	3	3	1	—	—	—	—
<b>55</b>	<b>Management of companies &amp; enterprises</b>	<b>(A)</b>	<b>(D)</b>	<b>(D)</b>	<b>3</b>	<b>2</b>	<b>1</b>	—	—	—	—	—	—	—
<b>56</b>	<b>Admin, support, waste mgt, remediation services</b>	<b>1 233</b>	<b>3 159</b>	<b>15 313</b>	<b>49</b>	<b>27</b>	<b>9</b>	<b>5</b>	<b>4</b>	<b>1</b>	—	<b>3</b>	—	—
561	Administrative & support services	1 140	2 548	12 685	43	24	8	4	4	—	—	3	—	—
5613	Employment services	913	1 265	6 865	7	3	—	—	1	—	—	3	—	—
56131	Employment placement agencies	(E)	(D)	(D)	1	—	—	—	—	—	—	1	—	—
56132	Temporary help services	(F)	(D)	(D)	5	2	—	—	1	—	—	2	—	—
5617	Services to buildings & dwellings	168	1 047	4 974	27	16	6	3	2	—	—	—	—	—
<b>61</b>	<b>Educational services</b>	<b>148</b>	<b>564</b>	<b>1 943</b>	<b>12</b>	<b>6</b>	<b>1</b>	<b>1</b>	<b>4</b>	—	—	—	—	—
611	Educational services	148	564	1 943	12	6	1	1	4	—	—	—	—	—
<b>62</b>	<b>Health care and social assistance</b>	<b>5 813</b>	<b>36 491</b>	<b>150 738</b>	<b>255</b>	<b>87</b>	<b>75</b>	<b>47</b>	<b>23</b>	<b>13</b>	<b>8</b>	<b>1</b>	—	<b>1</b>
621	Ambulatory health care services	2 220	13 684	63 282	128	45	36	25	12	6	3	1	—	—
6211	Offices of physicians	685	7 358	33 327	65	18	22	16	7	2	—	—	—	—
62111	Offices of physicians	685	7 358	33 327	65	18	22	16	7	2	—	—	—	—
621111	Offices of physicians (exc mental health)	685	7 358	33 327	65	18	22	16	7	2	—	—	—	—
6212	Offices of dentists	161	1 402	7 094	18	4	9	3	2	—	—	—	—	—
62121	Offices of dentists	161	1 402	7 094	18	4	9	3	2	—	—	—	—	—
621210	Offices of dentists	161	1 402	7 094	18	4	9	3	2	—	—	—	—	—
6213	Offices of other health practitioners	(C)	(D)	(D)	26	19	4	2	1	—	—	—	—	—
6214	Outpatient care centers	224	999	3 753	6	—	1	2	1	2	—	—	—	—
62142	Outpatient mental health, substance abuse ctrs	(C)	(D)	(D)	3	—	1	—	—	2	—	—	—	—
6216	Home health care services	1 013	3 141	15 662	11	3	—	1	1	2	3	1	—	—
62161	Home health care services	1 013	3 141	15 662	11	3	—	1	1	2	3	1	—	—
621610	Home health care services	1 013	3 141	15 662	11	3	—	1	1	2	3	1	—	—
622	Hospitals	(G)	(D)	(D)	3	1	—	—	1	—	—	—	—	1
6221	General medical & surgical hospitals	(G)	(D)	(D)	1	—	—	—	—	—	—	—	—	1
62211	General medical & surgical hospitals	(G)	(D)	(D)	1	—	—	—	—	—	—	—	—	1
623	Nursing & residential care facilities	1 332	5 690	22 728	46	18	6	6	6	5	5	—	—	—
6231	Nursing care facilities	691	3 356	13 160	10	2	1	—	1	3	3	—	—	—
62311	Nursing care facilities	691	3 356	13 160	10	2	1	—	1	3	3	—	—	—
623110	Nursing care facilities	691	3 356	13 160	10	2	1	—	1	3	3	—	—	—
6232	Residential mental retardation, health facil	(E)	(D)	(D)	13	5	1	3	3	—	1	—	—	—
62321	Residential mental retardation facilities	250	994	4 024	12	5	1	2	3	—	1	—	—	—
623210	Residential mental retardation facilities	250	994	4 024	12	5	1	2	3	—	1	—	—	—
6233	Community care facilities for the elderly	363	1 236	5 103	20	9	4	2	2	2	1	—	—	—
62331	Community care facilities for the elderly	363	1 236	5 103	20	9	4	2	2	2	1	—	—	—
624	Social assistance	(F)	(D)	(D)	78	23	33	16	4	2	—	—	—	—
6241	Individual & family services	(E)	(D)	(D)	19	6	6	3	2	2	—	—	—	—
62412	Services for elderly & disabled persons	(C)	(D)	(D)	2	—	—	1	—	1	—	—	—	—
62419	Other individual & family services	147	639	2 671	12	6	4	1	—	1	—	—	—	—
624190	Other individual & family services	147	639	2 671	12	6	4	1	—	1	—	—	—	—
6244	Child day care services	388	1 293	4 998	53	16	24	11	2	—	—	—	—	—
62441	Child day care services	388	1 293	4 998	53	16	24	11	2	—	—	—	—	—
624410	Child day care services	388	1 293	4 998	53	16	24	11	2	—	—	—	—	—

See footnotes at end of table.

**Table 6. Counties—Employees, Payroll, and Establishments by Industry: 2002—Con.**

[Excludes most government employees, railroad employees, and self-employed persons. Size class 1 to 4 includes establishments with payroll, but no employees, during mid-March pay period. (D) denotes figures withheld to avoid disclosing data for individual companies; the data are included in broader industry totals. Detailed industries with 100 or more employees are shown if industry was not a (D). For explanation of terms, abbreviations, and data reliability/comparability, see introductory text]

NAICS code	Industry	Number of employees for week including March 12	Payroll (\$1,000)		Total number of establishments	Number of establishments by employment-size class								
			First quarter	Annual		1 to 4	5 to 9	10 to 19	20 to 49	50 to 99	100 to 249	250 to 499	500 to 999	1,000 or more
<b>ROBESON—Con.</b>														
<b>71</b>	<b>Arts, entertainment &amp; recreation</b> .....	<b>170</b>	<b>585</b>	<b>2 718</b>	<b>20</b>	<b>8</b>	<b>6</b>	<b>4</b>	<b>2</b>	—	—	—	—	—
713	Amusement, gambling & recreation industries .....	(C)	(D)	(D)	17	6	5	4	2	—	—	—	—	—
7139	Other amusement & recreation industries .....	(C)	(D)	(D)	17	6	5	4	2	—	—	—	—	—
<b>72</b>	<b>Accommodation &amp; food services</b> .....	<b>3 022</b>	<b>6 131</b>	<b>26 412</b>	<b>163</b>	<b>50</b>	<b>25</b>	<b>26</b>	<b>47</b>	<b>14</b>	<b>1</b>	—	—	—
721	Accommodation .....	360	773	3 280	24	6	4	7	5	2	—	—	—	—
7211	Traveler accommodation .....	360	773	3 280	24	6	4	7	5	2	—	—	—	—
72111	Hotels (exc casino hotels) & motels .....	360	773	3 280	24	6	4	7	5	2	—	—	—	—
721110	Hotels (exc casino hotels) & motels .....	360	773	3 280	24	6	4	7	5	2	—	—	—	—
722	Food services & drinking places .....	2 662	5 358	23 132	139	44	21	19	42	12	1	—	—	—
7221	Full-service restaurants .....	1 283	2 632	10 890	65	18	11	13	17	5	1	—	—	—
72211	Full-service restaurants .....	1 283	2 632	10 890	65	18	11	13	17	5	1	—	—	—
722110	Full-service restaurants .....	1 283	2 632	10 890	65	18	11	13	17	5	1	—	—	—
7222	Limited-service eating places .....	1 283	2 538	11 332	66	22	8	5	25	6	—	—	—	—
72221	Limited-service eating places .....	1 283	2 538	11 332	66	22	8	5	25	6	—	—	—	—
722211	Limited-service restaurants .....	1 273	2 522	11 196	62	19	7	5	25	6	—	—	—	—
<b>81</b>	<b>Other services (except public administration)</b> .....	<b>940</b>	<b>3 271</b>	<b>13 600</b>	<b>245</b>	<b>188</b>	<b>40</b>	<b>11</b>	<b>6</b>	—	—	—	—	—
811	Repair & maintenance .....	244	1 133	4 692	66	53	8	4	1	—	—	—	—	—
8111	Automotive repair & maintenance .....	162	660	2 794	52	44	5	3	—	—	—	—	—	—
812	Personal & laundry services .....	169	653	2 970	40	29	6	3	2	—	—	—	—	—
813	Religious, grantmaking, civic, prof & like organizations .....	527	1 485	5 938	139	106	26	4	3	—	—	—	—	—
8131	Religious organizations .....	487	1 298	5 127	122	92	23	4	3	—	—	—	—	—
81311	Religious organizations .....	487	1 298	5 127	122	92	23	4	3	—	—	—	—	—
813110	Religious organizations .....	487	1 298	5 127	122	92	23	4	3	—	—	—	—	—
<b>95</b>	<b>Auxiliaries (exc corporate, subsidiary &amp; regional mgt)</b> .....	<b>82</b>	<b>472</b>	<b>2 103</b>	<b>5</b>	<b>2</b>	<b>1</b>	<b>1</b>	—	<b>1</b>	—	—	—	—
<b>99</b>	<b>Unclassified establishments</b> .....	<b>(B)</b>	<b>(D)</b>	<b>(D)</b>	<b>16</b>	<b>13</b>	<b>3</b>	—	—	—	—	—	—	—
<b>ROCKINGHAM</b>														
	<b>Total</b> .....	<b>27 172</b>	<b>168 553</b>	<b>705 142</b>	<b>1 831</b>	<b>1 001</b>	<b>396</b>	<b>210</b>	<b>135</b>	<b>47</b>	<b>22</b>	<b>15</b>	<b>5</b>	—
<b>11</b>	<b>Forestry, fishing, hunting, and agriculture support</b> .....	<b>71</b>	<b>310</b>	<b>1 214</b>	<b>10</b>	<b>5</b>	<b>2</b>	<b>2</b>	<b>1</b>	—	—	—	—	—
<b>21</b>	<b>Mining</b> .....	<b>(B)</b>	<b>(D)</b>	<b>(D)</b>	<b>3</b>	<b>1</b>	<b>1</b>	<b>1</b>	—	—	—	—	—	—
<b>22</b>	<b>Utilities</b> .....	<b>225</b>	<b>3 314</b>	<b>11 466</b>	<b>12</b>	<b>3</b>	<b>4</b>	<b>2</b>	<b>2</b>	<b>1</b>	—	—	—	—
221	Utilities .....	225	3 314	11 466	12	3	4	2	2	1	—	—	—	—
2211	Elec pwr generation, transmsn & distribution ..	(C)	(D)	(D)	5	1	1	1	1	1	—	—	—	—
22112	Electric pwr transmsn, control & distribution ..	(C)	(D)	(D)	3	—	1	—	1	1	—	—	—	—
<b>23</b>	<b>Construction</b> .....	<b>1 363</b>	<b>9 064</b>	<b>36 106</b>	<b>233</b>	<b>162</b>	<b>45</b>	<b>15</b>	<b>7</b>	<b>3</b>	<b>1</b>	—	—	—
233	Building, developing & general contracting .....	304	2 342	9 254	61	47	10	1	2	1	—	—	—	—
2332	Residential building construction .....	(C)	(D)	(D)	43	35	8	—	—	—	—	—	—	—
23321	Single-family housing construction .....	101	461	1 985	41	34	7	—	—	—	—	—	—	—
233210	Single-family housing construction .....	101	461	1 985	41	34	7	—	—	—	—	—	—	—
2333	Nonresidential building construction .....	(C)	(D)	(D)	13	7	2	1	2	1	—	—	—	—
23332	Commercial & institutional bldg construction ..	149	1 345	5 021	12	7	2	1	1	1	—	—	—	—
233320	Commercial & institutional bldg construction ..	149	1 345	5 021	12	7	2	1	1	1	—	—	—	—
235	Special trade contractors .....	968	6 253	24 512	160	106	34	13	5	1	1	—	—	—
2351	Plumbing, heating & AC contractor .....	322	2 303	8 005	46	24	16	5	—	1	—	—	—	—
23511	Plumbing, heating & AC contractor .....	322	2 303	8 005	46	24	16	5	—	1	—	—	—	—
235110	Plumbing, heating & AC contractor .....	322	2 303	8 005	46	24	16	5	—	1	—	—	—	—
2353	Electrical contractors .....	266	2 047	8 570	23	14	5	1	2	—	1	—	—	—
23531	Electrical contractors .....	266	2 047	8 570	23	14	5	1	2	—	1	—	—	—
235310	Electrical contractors .....	266	2 047	8 570	23	14	5	1	2	—	1	—	—	—
2356	Roofing, siding, & sheet metal contractors .....	114	542	2 335	19	13	2	3	1	—	—	—	—	—
23561	Roofing, siding, & sheet metal contractors .....	114	542	2 335	19	13	2	3	1	—	—	—	—	—
235610	Roofing, siding, & sheet metal contractors .....	114	542	2 335	19	13	2	3	1	—	—	—	—	—
<b>31-33</b>	<b>Manufacturing</b> .....	<b>11 159</b>	<b>85 079</b>	<b>357 991</b>	<b>123</b>	<b>37</b>	<b>17</b>	<b>11</b>	<b>16</b>	<b>13</b>	<b>13</b>	<b>12</b>	<b>4</b>	—
311	Food mfg .....	(E)	(D)	(D)	2	—	—	1	—	—	—	1	—	—
3116	Animal slaughtering & processing .....	(E)	(D)	(D)	1	—	—	—	—	—	—	—	—	—
31161	Animal slaughtering & processing .....	(E)	(D)	(D)	1	—	—	—	—	—	—	1	—	—
312	Beverage & tobacco product mfg .....	(F)	(D)	(D)	2	—	—	—	—	—	1	—	1	—
3121	Beverage mfg .....	(F)	(D)	(D)	1	—	—	—	—	—	—	—	1	—
31212	Breweries .....	(F)	(D)	(D)	1	—	—	—	—	—	—	—	1	—
3122	Tobacco mfg .....	(C)	(D)	(D)	1	—	—	—	—	—	1	—	—	—
31222	Tobacco product mfg .....	(C)	(D)	(D)	1	—	—	—	—	—	1	—	—	—
313	Textile mills .....	3 882	24 340	106 797	19	1	1	1	1	1	7	6	1	—
3131	Fiber, yarn & thread mills .....	3 180	19 689	89 600	14	1	1	—	—	—	6	5	1	—
31311	Fiber, yarn & thread mills .....	3 180	19 689	89 600	14	1	1	—	—	—	6	5	1	—
3132	Fabric mills .....	(F)	(D)	(D)	4	—	—	—	1	1	1	1	—	—
31321	Broadwoven fabric mills .....	(E)	(D)	(D)	2	—	—	—	1	—	—	1	—	—
31322	Narrow fabric mills & schiffli mach embroidery .....	(C)	(D)	(D)	2	—	—	—	—	—	—	—	—	—

See footnotes at end of table.

**Table 6. Counties—Employees, Payroll, and Establishments by Industry: 2002—Con.**

[Excludes most government employees, railroad employees, and self-employed persons. Size class 1 to 4 includes establishments with payroll, but no employees, during mid-March pay period. (D) denotes figures withheld to avoid disclosing data for individual companies; the data are included in broader industry totals. Detailed industries with 100 or more employees are shown if industry was not a (D). For explanation of terms, abbreviations, and data reliability/comparability, see introductory text]

NAICS code	Industry	Number of employees for week including March 12	Payroll (\$1,000)		Total number of establishments	Number of establishments by employment-size class								
			First quarter	Annual		1 to 4	5 to 9	10 to 19	20 to 49	50 to 99	100 to 249	250 to 499	500 to 999	1,000 or more
<b>ROCKINGHAM—Con.</b>														
<b>31-33 Manufacturing—Con.</b>														
314	Textile product mills .....	1 417	7 907	28 769	5	2	—	—	—	—	1	1	1	—
3141	Textile furnishings mills .....	(G)	(D)	(D)	4	1	—	—	—	—	1	1	1	—
31411	Carpet & rug mills .....	(E)	(D)	(D)	1	—	—	—	—	—	—	1	—	—
31412	Curtain & linen mills .....	(F)	(D)	(D)	3	1	—	—	—	—	1	—	1	—
315	Apparel manufacturing .....	1 113	7 839	32 829	6	—	—	—	4	—	1	—	1	—
3151	Apparel knitting mills .....	(G)	(D)	(D)	3	—	—	—	1	—	1	—	1	—
31519	Other apparel knitting mills .....	(G)	(D)	(D)	2	—	—	—	—	—	1	—	1	—
321	Wood product mfg .....	137	1 026	4 045	8	2	—	4	1	1	—	—	—	—
322	Paper mfg .....	(C)	(D)	(D)	3	1	—	—	—	2	—	—	—	—
3222	Converted paper product mfg .....	(C)	(D)	(D)	2	—	—	—	—	2	—	—	—	—
323	Printing & related support activities .....	558	3 643	15 599	11	3	4	1	1	1	—	1	—	—
3231	Printing & related support activities .....	558	3 643	15 599	11	3	4	1	1	1	—	1	—	—
32311	Printing .....	558	3 643	15 599	11	3	4	1	1	1	—	1	—	—
323113	Commercial screen printing .....	533	3 501	15 074	5	—	1	1	1	1	—	1	—	—
326	Plastics & rubber products mfg .....	773	5 516	22 950	9	2	—	—	3	3	—	1	—	—
3261	Plastics product mfg .....	(E)	(D)	(D)	6	1	—	—	2	3	—	—	—	—
32619	Other plastics product mfg .....	(E)	(D)	(D)	6	1	—	—	2	3	—	—	—	—
3262	Rubber product mfg .....	(E)	(D)	(D)	3	1	—	—	1	—	—	1	—	—
32629	Other rubber product mfg .....	(E)	(D)	(D)	2	—	—	—	1	—	—	1	—	—
327	Nonmetallic mineral product mfg .....	526	4 505	18 003	9	2	1	2	2	—	1	1	—	—
3271	Clay product & refractory mfg .....	(E)	(D)	(D)	1	—	—	—	—	—	—	1	—	—
32712	Clay building material & refractories mfg .....	(E)	(D)	(D)	1	—	—	—	—	—	—	1	—	—
3272	Glass & glass product mfg .....	(C)	(D)	(D)	3	1	—	1	—	—	1	—	—	—
32721	Glass & glass product mfg .....	(C)	(D)	(D)	3	1	—	1	—	—	1	—	—	—
332	Fabricated metal product mfg .....	680	7 088	28 923	18	6	4	1	3	2	1	1	—	—
3324	Boiler, tank & shipping container mfg .....	(E)	(D)	(D)	2	—	—	—	1	—	—	1	—	—
33243	Light gauge metal container mfg .....	(E)	(D)	(D)	1	—	—	—	—	—	—	1	—	—
3326	Spring & wire product mfg .....	(C)	(D)	(D)	2	—	—	—	—	1	1	—	—	—
33261	Spring & wire product mfg .....	(C)	(D)	(D)	2	—	—	—	—	1	1	—	—	—
337	Furniture & related product mfg .....	392	2 090	10 401	11	6	2	—	—	2	1	—	—	—
3371	HH & institutional furniture & kitchen cabinet mfg .....	392	2 090	10 401	11	6	2	—	—	2	1	—	—	—
33712	Household & institutional furniture mfg .....	381	2 045	10 242	6	2	1	—	—	2	1	—	—	—
<b>42</b>	<b>Wholesale trade .....</b>	<b>518</b>	<b>3 454</b>	<b>13 450</b>	<b>68</b>	<b>43</b>	<b>14</b>	<b>6</b>	<b>4</b>	—	<b>1</b>	—	—	—
421	Wholesale trade, durable goods .....	187	1 126	4 349	38	27	7	1	3	—	—	—	—	—
422	Wholesale trade, nondurable goods .....	331	2 328	9 101	30	16	7	5	1	—	1	—	—	—
4223	Apparel, piece goods & notions whsle .....	(C)	(D)	(D)	3	2	—	—	—	—	1	—	—	—
42233	Women's, children's, infants' clothing whsle ..	(C)	(D)	(D)	1	—	—	—	—	—	1	—	—	—
<b>44-45</b>	<b>Retail trade .....</b>	<b>3 617</b>	<b>16 534</b>	<b>69 734</b>	<b>377</b>	<b>184</b>	<b>108</b>	<b>48</b>	<b>19</b>	<b>16</b>	<b>2</b>	—	—	—
441	Motor vehicle & parts dealers .....	555	3 793	16 698	58	30	10	10	7	1	—	—	—	—
4411	Automobile dealers .....	390	2 999	13 288	31	17	2	4	7	1	—	—	—	—
44111	New car dealers .....	355	2 818	12 545	14	2	—	4	7	1	—	—	—	—
441110	New car dealers .....	355	2 818	12 545	14	2	—	4	7	1	—	—	—	—
4413	Automotive parts, accessories & tire stores .....	(C)	(D)	(D)	26	12	8	6	—	—	—	—	—	—
44131	Automotive parts, accessories & tire stores .....	106	462	2 032	17	9	3	5	—	—	—	—	—	—
441310	Automotive parts, accessories & tire stores ..	106	462	2 032	17	9	3	5	—	—	—	—	—	—
442	Furniture & home furnishing stores .....	164	1 096	4 512	20	9	6	2	3	—	—	—	—	—
444	Bldg material & garden equip & supp dealers .....	329	1 540	6 555	33	15	10	7	—	—	1	—	—	—
4441	Building material & supplies dealers .....	258	1 196	5 145	24	12	8	3	—	—	1	—	—	—
44411	Home centers .....	(C)	(D)	(D)	2	—	—	1	—	—	1	—	—	—
445	Food & beverage stores .....	906	3 139	12 549	53	28	11	1	2	11	—	—	—	—
4451	Grocery stores .....	833	2 815	11 224	45	27	6	—	1	11	—	—	—	—
44511	Grocery (except convenience) stores .....	798	2 710	10 669	25	10	3	—	1	11	—	—	—	—
445110	Grocery (except convenience) stores .....	798	2 710	10 669	25	10	3	—	1	11	—	—	—	—
446	Health & personal care stores .....	272	1 608	7 413	23	7	5	8	2	1	—	—	—	—
4461	Health & personal care stores .....	272	1 608	7 413	23	7	5	8	2	1	—	—	—	—
44611	Pharmacies & drug stores .....	253	1 516	7 027	16	1	4	8	2	1	—	—	—	—
446110	Pharmacies & drug stores .....	253	1 516	7 027	16	1	4	8	2	1	—	—	—	—
447	Gasoline stations .....	310	1 054	4 461	60	31	20	8	1	—	—	—	—	—
4471	Gasoline stations .....	310	1 054	4 461	60	31	20	8	1	—	—	—	—	—
44711	Gasoline stations with convenience stores ..	268	886	3 709	50	25	18	6	1	—	—	—	—	—
447110	Gasoline stations with convenience stores ..	268	886	3 709	50	25	18	6	1	—	—	—	—	—
448	Clothing & clothing accessories stores .....	200	694	2 660	37	20	12	4	1	—	—	—	—	—
4481	Clothing stores .....	113	415	1 669	21	12	5	3	1	—	—	—	—	—
452	General merchandise stores .....	560	2 031	8 321	19	2	8	3	2	3	1	—	—	—
4521	Department stores .....	415	1 658	6 738	4	—	—	—	—	3	1	—	—	—
45211	Department stores .....	415	1 658	6 738	4	—	—	—	—	3	1	—	—	—
452110	Department stores .....	415	1 658	6 738	4	—	—	—	—	3	1	—	—	—
4529	Other general merchandise stores .....	145	373	1 583	15	2	8	3	2	—	—	—	—	—
45299	All other general merchandise stores .....	145	373	1 583	15	2	8	3	2	—	—	—	—	—
452990	All other general merchandise stores .....	145	373	1 583	15	2	8	3	2	—	—	—	—	—
453	Miscellaneous store retailers .....	162	597	2 605	38	21	13	4	—	—	—	—	—	—

See footnotes at end of table.

**Table 6. Counties—Employees, Payroll, and Establishments by Industry: 2002—Con.**

[Excludes most government employees, railroad employees, and self-employed persons. Size class 1 to 4 includes establishments with payroll, but no employees, during mid-March pay period. (D) denotes figures withheld to avoid disclosing data for individual companies; the data are included in broader industry totals. Detailed industries with 100 or more employees are shown if industry was not a (D). For explanation of terms, abbreviations, and data reliability/comparability, see introductory text]

NAICS code	Industry	Number of employees for week including March 12	Payroll (\$1,000)		Total number of establishments	Number of establishments by employment-size class								
			First quarter	Annual		1 to 4	5 to 9	10 to 19	20 to 49	50 to 99	100 to 249	250 to 499	500 to 999	1,000 or more
<b>ROCKINGHAM—Con.</b>														
<b>48-49</b>	<b>Transportation &amp; warehousing</b>	<b>487</b>	<b>3 466</b>	<b>14 341</b>	<b>46</b>	<b>31</b>	<b>6</b>	<b>3</b>	<b>3</b>	<b>2</b>	<b>1</b>			
484	Truck transportation	404	2 794	11 544	28	18	3	3	1	2	1			
4841	General freight trucking	375	2 662	10 790	18	11	—	3	1	2	1			
48412	General freight trucking, long-distance	295	2 060	8 436	11	6	—	2	1	1	1			
<b>51</b>	<b>Information</b>	<b>176</b>	<b>1 460</b>	<b>5 436</b>	<b>19</b>	<b>9</b>	<b>3</b>	<b>4</b>	<b>3</b>					
<b>52</b>	<b>Finance &amp; insurance</b>	<b>619</b>	<b>4 436</b>	<b>17 237</b>	<b>112</b>	<b>69</b>	<b>28</b>	<b>11</b>	<b>3</b>	<b>1</b>				
522	Credit intermediation & related activities	490	3 612	14 037	66	30	25	8	2	1				
5221	Depository credit intermediation	399	2 875	11 408	36	5	20	8	2	1				
52211	Commercial banking	313	2 320	9 020	30	4	19	5	1	1				
522110	Commercial banking	313	2 320	9 020	30	4	19	5	1	1				
<b>53</b>	<b>Real estate &amp; rental &amp; leasing</b>	<b>172</b>	<b>772</b>	<b>3 391</b>	<b>54</b>	<b>39</b>	<b>12</b>	<b>3</b>						
<b>54</b>	<b>Professional, scientific &amp; technical services</b>	<b>548</b>	<b>3 164</b>	<b>12 109</b>	<b>105</b>	<b>74</b>	<b>16</b>	<b>9</b>	<b>6</b>					
541	Professional, scientific & technical services	548	3 164	12 109	105	74	16	9	6					
5412	Accounting, tax prep, bookkeep, payroll services	158	476	1 484	20	9	5	4	2					
54121	Accounting, tax prep, bookkeep, payroll services	158	476	1 484	20	9	5	4	2					
<b>55</b>	<b>Management of companies &amp; enterprises</b>	<b>224</b>	<b>3 285</b>	<b>13 424</b>	<b>8</b>	<b>4</b>	<b>2</b>		<b>1</b>		<b>1</b>			
551	Management of companies & enterprises	224	3 285	13 424	8	4	2		1		1			
5511	Management of companies & enterprises	224	3 285	13 424	8	4	2		1		1			
55111	Management of companies & enterprises	224	3 285	13 424	8	4	2		1		1			
551114	Corp. subsidiary & regional managing offices	224	3 285	13 424	8	4	2		1		1			
<b>56</b>	<b>Admin. support, waste mgt, remediation services</b>	<b>851</b>	<b>3 647</b>	<b>18 100</b>	<b>87</b>	<b>57</b>	<b>14</b>	<b>7</b>	<b>7</b>	<b>1</b>		<b>1</b>		
561	Administrative & support services	709	2 541	12 450	74	51	11	6	4	1		1		
5613	Employment services	406	1 027	5 130	5	—	1	1	1	1		1		
56132	Temporary help services	406	1 027	5 130	5	—	1	1	1	1		1		
561320	Temporary help services	406	1 027	5 130	5	—	1	1	1	1		1		
5617	Services to buildings & dwellings	202	702	3 554	53	38	9	5	1					
56172	Janitorial services	103	262	1 373	16	8	4	3	1					
561720	Janitorial services	103	262	1 373	16	8	4	3	1					
562	Waste management & remediation services	142	1 106	5 650	13	6	3	1	3					
<b>61</b>	<b>Educational services</b>	<b>53</b>	<b>194</b>	<b>876</b>	<b>6</b>	<b>3</b>	<b>1</b>		<b>2</b>					
<b>62</b>	<b>Health care and social assistance</b>	<b>3 655</b>	<b>21 090</b>	<b>90 157</b>	<b>184</b>	<b>84</b>	<b>47</b>	<b>27</b>	<b>16</b>	<b>4</b>	<b>3</b>	<b>2</b>	<b>1</b>	
621	Ambulatory health care services	1 096	7 260	30 768	101	44	31	17	6	2		1		
6211	Offices of physicians	380	2 809	12 340	43	19	11	8	4	1				
62111	Offices of physicians	380	2 809	12 340	43	19	11	8	4	1				
621111	Offices of physicians (exc mental health)	380	2 809	12 340	43	19	11	8	4	1				
6212	Offices of dentists	158	1 246	5 576	26	11	10	5						
62121	Offices of dentists	158	1 246	5 576	26	11	10	5						
621210	Offices of dentists	158	1 246	5 576	26	11	10	5						
6216	Home health care services	410	1 831	7 200	5	1	1		1	1		1		
62161	Home health care services	410	1 831	7 200	5	1	1		1	1		1		
621610	Home health care services	410	1 831	7 200	5	1	1		1	1		1		
622	Hospitals	(G)	(D)	(D)	2							1	1	
6221	General medical & surgical hospitals	(G)	(D)	(D)	2							1	1	
62211	General medical & surgical hospitals	(G)	(D)	(D)	2							1	1	
623	Nursing & residential care facilities	847	2 912	13 276	35	10	11	4	5	2	3			
6231	Nursing care facilities	487	1 773	8 253	5	1				1	3			
62311	Nursing care facilities	487	1 773	8 253	5	1				1	3			
623110	Nursing care facilities	487	1 773	8 253	5	1				1	3			
6232	Residential mental retardation, health facil	(C)	(D)	(D)	14	2	8	2	1	1				
62321	Residential mental retardation facilities	171	539	2 356	12	1	7	2	1	1				
623210	Residential mental retardation facilities	171	539	2 356	12	1	7	2	1	1				
6233	Community care facilities for the elderly	169	534	2 209	13	5	2	2	4					
62331	Community care facilities for the elderly	169	534	2 209	13	5	2	2	4					
623312	Homes for the elderly	169	534	2 209	13	5	2	2	4					
624	Social assistance	(E)	(D)	(D)	46	30	5	6	5					
6244	Child day care services	201	517	2 515	29	17	4	6	2					
62441	Child day care services	201	517	2 515	29	17	4	6	2					
624410	Child day care services	201	517	2 515	29	17	4	6	2					
<b>71</b>	<b>Arts, entertainment &amp; recreation</b>	<b>210</b>	<b>595</b>	<b>2 917</b>	<b>25</b>	<b>12</b>	<b>4</b>	<b>6</b>	<b>3</b>					
713	Amusement, gambling & recreation industries	(C)	(D)	(D)	22	10	3	6	3					
7139	Other amusement & recreation industries	(C)	(D)	(D)	22	10	3	6	3					
71394	Fitness & recreational sports centers	(C)	(D)	(D)	9	4	—	3	2					
<b>72</b>	<b>Accommodation &amp; food services</b>	<b>2 077</b>	<b>4 500</b>	<b>19 267</b>	<b>130</b>	<b>38</b>	<b>21</b>	<b>29</b>	<b>37</b>	<b>5</b>				
721	Accommodation	117	387	1 721	13	5	1	6	1					
722	Food services & drinking places	1 960	4 113	17 546	117	33	20	23	36	5				
7221	Full-service restaurants	856	1 793	7 419	52	12	13	8	17	2				
72211	Full-service restaurants	856	1 793	7 419	52	12	13	8	17	2				
722110	Full-service restaurants	856	1 793	7 419	52	12	13	8	17	2				
7222	Limited-service eating places	1 032	2 143	9 258	50	12	5	11	19	3				
72221	Limited-service eating places	1 032	2 143	9 258	50	12	5	11	19	3				
722211	Limited-service restaurants	920	1 963	8 444	46	10	5	11	18	2				

See footnotes at end of table.

**Table 6. Counties—Employees, Payroll, and Establishments by Industry: 2002—Con.**

[Excludes most government employees, railroad employees, and self-employed persons. Size class 1 to 4 includes establishments with payroll, but no employees, during mid-March pay period. (D) denotes figures withheld to avoid disclosing data for individual companies; the data are included in broader industry totals. Detailed industries with 100 or more employees are shown if industry was not a (D). For explanation of terms, abbreviations, and data reliability/comparability, see introductory text]

NAICS code	Industry	Number of employees for week including March 12	Payroll (\$1,000)		Total number of establishments	Number of establishments by employment-size class								
			First quarter	Annual		1 to 4	5 to 9	10 to 19	20 to 49	50 to 99	100 to 249	250 to 499	500 to 999	1,000 or more
<b>ROCKINGHAM—Con.</b>														
<b>81</b>	<b>Other services (except public administration)</b>	<b>1 096</b>	<b>3 907</b>	<b>16 648</b>	<b>217</b>	<b>137</b>	<b>49</b>	<b>25</b>	<b>5</b>	<b>1</b>	—	—	—	—
811	Repair & maintenance	271	1 493	6 558	59	37	14	6	2	—	—	—	—	—
8111	Automotive repair & maintenance	165	733	2 987	36	20	10	6	—	—	—	—	—	—
812	Personal & laundry services	266	997	4 309	46	31	5	8	2	—	—	—	—	—
8123	Drycleaning & laundry services	136	347	1 442	16	9	2	3	2	—	—	—	—	—
813	Religious, grantmaking, civic, prof & like organizations	559	1 417	5 781	112	69	30	11	1	1	—	—	—	—
8131	Religious organizations	436	1 082	4 444	93	56	26	10	1	—	—	—	—	—
81311	Religious organizations	436	1 082	4 444	93	56	26	10	1	—	—	—	—	—
813110	Religious organizations	436	1 082	4 444	93	56	26	10	1	—	—	—	—	—
<b>95</b>	<b>Auxiliaries (exc corporate, subsidiary &amp; regional mgt)</b>	<b>(A)</b>	<b>(D)</b>	<b>(D)</b>	<b>2</b>	<b>1</b>	—	<b>1</b>	—	—	—	—	—	—
<b>99</b>	<b>Unclassified establishments</b>	<b>17</b>	<b>36</b>	<b>170</b>	<b>10</b>	<b>8</b>	<b>2</b>	—	—	—	—	—	—	—
<b>ROWAN</b>														
	<b>Total</b>	<b>43 311</b>	<b>291 481</b>	<b>1 228 412</b>	<b>2 604</b>	<b>1 336</b>	<b>574</b>	<b>308</b>	<b>238</b>	<b>91</b>	<b>42</b>	<b>6</b>	<b>4</b>	<b>5</b>
<b>11</b>	<b>Forestry, fishing, hunting, and agriculture support</b>	<b>(B)</b>	<b>(D)</b>	<b>(D)</b>	<b>8</b>	<b>4</b>	<b>3</b>	<b>1</b>	—	—	—	—	—	—
<b>21</b>	<b>Mining</b>	<b>146</b>	<b>1 060</b>	<b>4 401</b>	<b>10</b>	<b>2</b>	<b>2</b>	<b>3</b>	<b>3</b>	—	—	—	—	—
212	Mining (except oil & gas)	(C)	(D)	(D)	9	2	1	3	3	—	—	—	—	—
2123	Nonmetallic mineral mining & quarrying	128	965	3 957	8	2	1	2	3	—	—	—	—	—
21231	Stone mining & quarrying	128	965	3 957	8	2	1	2	3	—	—	—	—	—
<b>22</b>	<b>Utilities</b>	<b>(C)</b>	<b>(D)</b>	<b>(D)</b>	<b>7</b>	<b>2</b>	<b>1</b>	<b>1</b>	<b>1</b>	<b>2</b>	—	—	—	—
221	Utilities	(C)	(D)	(D)	7	2	1	1	1	2	—	—	—	—
2211	Elec pwr generation, transmn & distribution	(C)	(D)	(D)	2	—	—	—	—	2	—	—	—	—
22112	Electric pwr transmn, control & distribution	(C)	(D)	(D)	2	—	—	—	—	2	—	—	—	—
<b>23</b>	<b>Construction</b>	<b>2 193</b>	<b>14 886</b>	<b>63 336</b>	<b>358</b>	<b>245</b>	<b>61</b>	<b>29</b>	<b>19</b>	<b>2</b>	<b>2</b>	—	—	—
233	Building, developing & general contracting	460	2 783	11 694	115	87	17	7	4	—	—	—	—	—
2332	Residential building construction	(E)	(D)	(D)	91	75	12	3	1	—	—	—	—	—
23321	Single-family housing construction	253	1 474	6 412	90	75	12	2	1	—	—	—	—	—
233210	Single-family housing construction	253	1 474	6 412	90	75	12	2	1	—	—	—	—	—
2333	Nonresidential building construction	(C)	(D)	(D)	17	6	4	4	3	—	—	—	—	—
23332	Commercial & institutional bldg construction	177	1 190	4 862	16	5	4	4	3	—	—	—	—	—
233320	Commercial & institutional bldg construction	177	1 190	4 862	16	5	4	4	3	—	—	—	—	—
235	Special trade contractors	1 644	11 434	49 348	229	150	41	21	13	2	2	—	—	—
2351	Plumbing, heating & AC contractor	746	6 085	26 874	60	34	12	7	4	1	2	—	—	—
23511	Plumbing, heating & AC contractor	746	6 085	26 874	60	34	12	7	4	1	2	—	—	—
235110	Plumbing, heating & AC contractor	746	6 085	26 874	60	34	12	7	4	1	2	—	—	—
2353	Electrical contractors	304	2 126	8 538	43	26	7	6	4	—	—	—	—	—
23531	Electrical contractors	304	2 126	8 538	43	26	7	6	4	—	—	—	—	—
235310	Electrical contractors	304	2 126	8 538	43	26	7	6	4	—	—	—	—	—
2354	Masonry, drywall, insulation, tile contractors	124	539	2 507	36	29	4	3	—	—	—	—	—	—
2357	Concrete contractors	108	529	2 519	16	11	1	2	2	—	—	—	—	—
23571	Concrete contractors	108	529	2 519	16	11	1	2	2	—	—	—	—	—
235710	Concrete contractors	108	529	2 519	16	11	1	2	2	—	—	—	—	—
2359	Other special trade contractors	170	1 261	5 411	29	21	5	—	2	1	—	—	—	—
23593	Excavation contractors	102	756	3 366	10	6	2	—	1	1	—	—	—	—
235930	Excavation contractors	102	756	3 366	10	6	2	—	1	1	—	—	—	—
<b>31-33</b>	<b>Manufacturing</b>	<b>11 990</b>	<b>96 376</b>	<b>410 959</b>	<b>187</b>	<b>49</b>	<b>25</b>	<b>28</b>	<b>37</b>	<b>23</b>	<b>19</b>	<b>2</b>	<b>2</b>	<b>2</b>
311	Food mfg	166	1 406	6 413	11	4	—	2	5	—	—	—	—	—
313	Textile mills	1 396	7 549	33 935	11	2	1	1	1	2	2	1	1	—
3131	Fiber, yarn & thread mills	(F)	(D)	(D)	5	—	—	—	—	2	2	1	—	—
31311	Fiber, yarn & thread mills	(F)	(D)	(D)	5	—	—	—	—	2	2	1	—	—
3132	Fabric mills	(F)	(D)	(D)	3	—	1	—	1	—	—	—	1	—
31321	Broadwoven fabric mills	(F)	(D)	(D)	2	—	1	—	—	—	—	—	1	—
314	Textile product mills	231	922	4 040	5	—	—	2	1	2	—	—	—	—
3149	Other textile product mills	(C)	(D)	(D)	2	—	—	—	—	2	—	—	—	—
31499	All other textile product mills	(C)	(D)	(D)	2	—	—	—	—	2	—	—	—	—
315	Apparel manufacturing	243	1 472	6 028	4	—	1	—	1	1	1	—	—	—
3151	Apparel knitting mills	(C)	(D)	(D)	2	—	—	—	1	—	1	—	—	—
31511	Hosiery & sock mills	(C)	(D)	(D)	2	—	—	—	1	—	1	—	—	—
321	Wood product mfg	715	4 149	18 536	15	5	3	1	1	3	2	—	—	—
3211	Sawmills & wood preservation	151	814	3 578	5	2	—	—	1	2	—	—	—	—
32111	Sawmills & wood preservation	151	814	3 578	5	2	—	—	1	2	—	—	—	—
3219	Other wood product mfg	564	3 335	14 958	10	3	3	1	—	1	2	—	—	—
32199	All other wood product mfg	(F)	(D)	(D)	5	—	2	—	—	1	2	—	—	—
322	Paper mfg	282	3 266	11 058	4	—	—	—	2	1	1	—	—	—
3222	Converted paper product mfg	282	3 266	11 058	4	—	—	—	2	1	1	—	—	—
32221	Paperboard container mfg	282	3 266	11 058	4	—	—	—	2	1	1	—	—	—
322211	Corrugated & solid fiber box mfg	282	3 266	11 058	4	—	—	—	2	1	1	—	—	—

See footnotes at end of table.

**Table 6. Counties—Employees, Payroll, and Establishments by Industry: 2002—Con.**

[Excludes most government employees, railroad employees, and self-employed persons. Size class 1 to 4 includes establishments with payroll, but no employees, during mid-March pay period. (D) denotes figures withheld to avoid disclosing data for individual companies; the data are included in broader industry totals. Detailed industries with 100 or more employees are shown if industry was not a (D). For explanation of terms, abbreviations, and data reliability/comparability, see introductory text]

NAICS code	Industry	Number of employees for week including March 12	Payroll (\$1,000)		Total number of establishments	Number of establishments by employment-size class																				
			First quarter	Annual		1 to 4	5 to 9	10 to 19	20 to 49	50 to 99	100 to 249	250 to 499	500 to 999	1,000 or more												
<b>ROWAN—Con.</b>																										
<b>31-33 Manufacturing—Con.</b>																										
323	Printing & related support activities .....	134	768	2 986	10	3	2	3	2	—	—	—	—	—	—	—	—									
3231	Printing & related support activities .....	134	768	2 986	10	3	2	3	2	—	—	—	—	—	—	—	—									
32311	Printing .....	134	768	2 986	10	3	2	3	2	—	—	—	—	—	—	—	—									
325	Chemical mfg .....	1 520	18 205	67 423	12	2	1	3	2	2	1	—	—	—	—	—	1									
3252	Resin, syn rubber, artf & syn fibers, fil mfg .....	(G)	(D)	(D)	3	—	—	—	1	—	1	—	—	—	—	—	1									
32521	Resin & synthetic rubber mfg .....	(C)	(D)	(D)	1	—	—	—	—	—	1	—	—	—	—	—	—									
32522	Artificial & synthetic fibers, filaments mfg .....	(G)	(D)	(D)	2	—	—	—	1	—	—	—	—	—	—	—	1									
3256	Soap, cleaners & toilet preparation mfg .....	132	908	4 794	4	1	—	1	1	1	—	—	—	—	—	—	—									
326	Plastics & rubber products mfg .....	1 241	10 069	39 646	16	2	2	2	6	2	1	—	—	—	—	1	—									
3261	Plastics product mfg .....	163	1 517	6 134	7	2	1	—	3	1	—	—	—	—	—	—	—									
32619	Other plastics product mfg .....	163	1 517	6 134	7	2	1	—	3	1	—	—	—	—	—	—	—									
3262	Rubber product mfg .....	1 078	8 552	33 512	9	—	1	2	3	1	1	—	—	—	—	1	—									
32622	Rubber & plastics hoses & belting mfg .....	(C)	(D)	(D)	2	—	—	1	—	—	1	—	—	—	—	—	—									
32629	Other rubber product mfg .....	(F)	(D)	(D)	4	—	—	1	1	1	—	—	—	—	—	1	—									
327	Nonmetallic mineral product mfg .....	733	5 975	23 749	15	1	4	1	3	4	2	—	—	—	—	—	—									
3271	Clay product & refractory mfg .....	(E)	(D)	(D)	5	—	—	—	1	2	2	—	—	—	—	—	—									
32711	Pottery, ceramics & plumbing fixture mfg .....	(C)	(D)	(D)	1	—	—	—	—	—	1	—	—	—	—	—	—									
32712	Clay building material & refractories mfg .....	(E)	(D)	(D)	4	—	—	—	1	2	1	—	—	—	—	—	—									
327121	Brick & structural clay tile mfg .....	278	1 773	7 537	3	—	—	—	—	2	1	—	—	—	—	—	—									
3279	Other nonmetallic mineral product mfg .....	114	1 102	4 057	3	—	1	1	—	1	—	—	—	—	—	—	—									
32799	All other nonmetallic mineral product mfg .....	114	1 102	4 057	3	—	1	1	—	1	—	—	—	—	—	—	—									
331	Primary metal mfg .....	(E)	(D)	(D)	3	1	—	—	1	—	—	—	—	—	1	—	—									
3313	Alumina & aluminum production & processing ..	(E)	(D)	(D)	2	—	—	—	1	—	—	—	—	—	1	—	—									
33131	Alumina & aluminum production & processing ..	(E)	(D)	(D)	2	—	—	—	1	—	—	—	—	—	1	—	—									
332	Fabricated metal product mfg .....	479	3 728	15 919	30	13	6	4	4	3	—	—	—	—	—	—	—									
3327	Mach shops, turn prod, screw, nut, bolt mfg ....	150	1 088	4 797	16	8	5	2	—	1	—	—	—	—	—	—	—									
33271	Machine shops .....	150	1 088	4 797	16	8	5	2	—	1	—	—	—	—	—	—	—									
332710	Machine shops .....	150	1 088	4 797	16	8	5	2	—	1	—	—	—	—	—	—	—									
3329	Other fabricated metal product mfg .....	121	1 128	4 326	4	1	1	1	—	1	—	—	—	—	—	—	—									
33299	All other fabricated metal product mfg .....	121	1 128	4 326	4	1	1	1	—	1	—	—	—	—	—	—	—									
333	Machinery mfg .....	536	4 144	17 297	13	2	2	2	4	—	3	—	—	—	—	—	—									
3331	Ag, construction & mining machinery mfg .....	(C)	(D)	(D)	1	—	—	—	—	—	1	—	—	—	—	—	—									
33312	Construction machinery mfg .....	(C)	(D)	(D)	1	—	—	—	—	—	1	—	—	—	—	—	—									
3334	HVAC & commercial refrigeration equipment mfg .....	(C)	(D)	(D)	2	—	—	—	1	—	1	—	—	—	—	—	—									
33341	HVAC & commercial refrigeration equipment mfg .....	(C)	(D)	(D)	2	—	—	—	1	—	1	—	—	—	—	—	—									
3335	Metalworking machinery mfg .....	134	461	2 575	4	1	1	1	—	—	1	—	—	—	—	—	—									
33351	Metalworking machinery mfg .....	134	461	2 575	4	1	1	1	—	—	1	—	—	—	—	—	—									
334	Computer & electronic product mfg .....	(C)	(D)	(D)	2	1	—	—	—	—	1	—	—	—	—	—	—									
3345	Nav, measuring, medical, control instruments mfg .....	(C)	(D)	(D)	1	—	—	—	—	—	1	—	—	—	—	—	—									
33451	Nav, measuring, medical, control instruments mfg .....	(C)	(D)	(D)	1	—	—	—	—	—	1	—	—	—	—	—	—									
335	Electrical equip, appliance & component mfg .....	(C)	(D)	(D)	2	—	—	—	—	1	1	—	—	—	—	—	—									
3353	Electrical equipment mfg .....	(C)	(D)	(D)	2	—	—	—	—	1	1	—	—	—	—	—	—									
33531	Electrical equipment mfg .....	(C)	(D)	(D)	2	—	—	—	—	1	1	—	—	—	—	—	—									
336	Transportation equipment mfg .....	(H)	(D)	(D)	10	2	1	3	1	—	2	—	—	—	—	—	1									
3361	Motor vehicle mfg .....	(G)	(D)	(D)	1	—	—	—	—	—	—	—	—	—	—	—	1									
33611	Automobile & light duty motor vehicle mfg ....	(G)	(D)	(D)	1	—	—	—	—	—	—	—	—	—	—	—	1									
3362	Motor vehicle body & trailer mfg .....	(C)	(D)	(D)	1	—	—	—	—	—	1	—	—	—	—	—	—									
33621	Motor vehicle body & trailer mfg .....	(C)	(D)	(D)	1	—	—	—	—	—	1	—	—	—	—	—	—									
3363	Motor vehicle parts mfg .....	250	2 092	8 642	6	2	1	1	1	—	1	—	—	—	—	—	—									
33634	Motor vehicle brake system mfg .....	(C)	(D)	(D)	1	—	—	—	—	—	1	—	—	—	—	—	—									
337	Furniture & related product mfg .....	380	2 690	10 242	13	7	—	1	2	2	1	—	—	—	—	—	—									
3371	HH & institutional furniture & kitchen cabinet mfg .....	(C)	(D)	(D)	9	6	—	1	—	2	—	—	—	—	—	—	—									
33712	Household & institutional furniture mfg .....	(C)	(D)	(D)	4	2	—	—	—	2	—	—	—	—	—	—	—									
3372	Office furniture (including fixtures) mfg .....	213	1 798	6 298	3	—	—	—	2	—	1	—	—	—	—	—	—									
33721	Office furniture (including fixtures) mfg .....	213	1 798	6 298	3	—	—	—	2	—	1	—	—	—	—	—	—									
339	Miscellaneous mfg .....	314	1 635	7 540	10	3	2	3	1	—	1	—	—	—	—	—	—									
3399	Other miscellaneous mfg .....	(E)	(D)	(D)	9	3	1	3	1	—	1	—	—	—	—	—	—									
33992	Sporting & athletic goods mfg .....	(E)	(D)	(D)	4	1	—	1	1	—	1	—	—	—	—	—	—									

See footnotes at end of table.

**Table 6. Counties—Employees, Payroll, and Establishments by Industry: 2002—Con.**

[Excludes most government employees, railroad employees, and self-employed persons. Size class 1 to 4 includes establishments with payroll, but no employees, during mid-March pay period. (D) denotes figures withheld to avoid disclosing data for individual companies; the data are included in broader industry totals. Detailed industries with 100 or more employees are shown if industry was not a (D). For explanation of terms, abbreviations, and data reliability/comparability, see introductory text]

NAICS code	Industry	Number of employees for week including March 12	Payroll (\$1,000)		Total number of establishments	Number of establishments by employment-size class								
			First quarter	Annual		1 to 4	5 to 9	10 to 19	20 to 49	50 to 99	100 to 249	250 to 499	500 to 999	1,000 or more
<b>ROWAN—Con.</b>														
<b>42</b>	<b>Wholesale trade</b>	<b>1 584</b>	<b>12 550</b>	<b>50 457</b>	<b>124</b>	<b>58</b>	<b>24</b>	<b>25</b>	<b>12</b>	<b>2</b>	<b>3</b>			
421	Wholesale trade, durable goods	880	6 720	26 182	83	41	18	17	5	2				
4213	Lumber & other construction materials whse	276	2 386	8 195	11	5	3	2			1			
42131	Lumber, plywood, millwork & wood panel whse	(C)	(D)	(D)	5	2	1	1			1			
4214	Professional & commercial equip & supp whse	164	982	3 801	10	6		3			1			
42145	Medical, dental, hospital equip & supp whse	144	893	3 491	6	3		2			1			
421450	Medical, dental, hospital equip & supp whse	144	893	3 491	6	3		2			1			
4218	Machinery, equipment & supplies whse	153	1 314	5 517	19	9	6	2	2					
422	Wholesale trade, nondurable goods	704	5 830	24 275	41	17	6	8	7	2	1			
4224	Grocery & related product whse	363	3 137	12 657	19	9	1	3	4	2				
42242	Packaged frozen food whse	122	1 101	4 018	3		1		1	1				
422420	Packaged frozen food whse	122	1 101	4 018	3		1		1	1				
42249	Other grocery & related products whse	(C)	(D)	(D)	5	3			1	1				
4228	Beer, wine, distilled alcoholic beverage whse	133	1 269	5 380	4			1	3					
42281	Beer & ale whse	(C)	(D)	(D)	3				3					
4229	Miscellaneous nondurable goods whse	(C)	(D)	(D)	4	2		1			1			
42293	Flower, nursery stock, florists' supplies whse	(C)	(D)	(D)	3	1		1			1			
<b>44-45</b>	<b>Retail trade</b>	<b>5 031</b>	<b>22 768</b>	<b>95 480</b>	<b>437</b>	<b>182</b>	<b>143</b>	<b>63</b>	<b>25</b>	<b>19</b>	<b>5</b>			
441	Motor vehicle & parts dealers	620	4 749	21 092	57	29	11	8	6	3				
4411	Automobile dealers	357	3 118	14 491	24	15	2	1	3	3				
44111	New car dealers	318	2 918	13 709	8	1	1		3	3				
441110	New car dealers	318	2 918	13 709	8	1	1		3	3				
4413	Automotive parts, accessories & tire stores	214	1 372	5 719	26	10	8	6	2					
44131	Automotive parts, accessories & tire stores	155	951	4 063	18	7	5	4	2					
441310	Automotive parts, accessories & tire stores	155	951	4 063	18	7	5	4	2					
443	Electronics & appliance stores	116	658	2 707	19	9	9		1					
4431	Electronics & appliance stores	116	658	2 707	19	9	9		1					
44311	Appliance, TV & all other electronics stores	(C)	(D)	(D)	16	7	8		1					
444	Bldg material & garden equip & supp dealers	562	2 957	12 452	51	20	17	7	6		1			
4441	Building material & supplies dealers	437	2 518	10 514	36	15	13	3	4		1			
44411	Home centers	169	836	3 456	7	3	2	1			1			
444110	Home centers	169	836	3 456	7	3	2	1			1			
44419	Other building material dealers	228	1 509	6 348	22	9	8	1	4					
444190	Other building material dealers	228	1 509	6 348	22	9	8	1	4					
4442	Lawn & garden equip & supplies stores	125	439	1 938	15	5	4	4	2					
44422	Nursery & garden centers	103	389	1 726	12	4	3	3	2					
444220	Nursery & garden centers	103	389	1 726	12	4	3	3	2					
445	Food & beverage stores	1 261	4 405	17 743	48	22	7	4	2	12	1			
4451	Grocery stores	1 212	4 102	16 548	35	13	4	3	2	12	1			
44511	Grocery (except convenience) stores	1 175	3 976	15 988	25	6	2	2	2	12	1			
445110	Grocery (except convenience) stores	1 175	3 976	15 988	25	6	2	2	2	12	1			
446	Health & personal care stores	409	1 689	7 255	28	8	7	7	5		1			
4461	Health & personal care stores	409	1 689	7 255	28	8	7	7	5		1			
44611	Pharmacies & drug stores	255	1 040	4 525	16	3	3	5	5					
446110	Pharmacies & drug stores	255	1 040	4 525	16	3	3	5	5					
44619	Other health & personal care stores	(C)	(D)	(D)	4	2	1				1			
447	Gasoline stations	426	1 533	6 371	60	16	32	11	1					
4471	Gasoline stations	426	1 533	6 371	60	16	32	11	1					
44711	Gasoline stations with convenience stores	371	1 275	5 322	51	11	31	8	1					
447110	Gasoline stations with convenience stores	371	1 275	5 322	51	11	31	8	1					
448	Clothing & clothing accessories stores	586	2 263	8 483	47	19	11	11	3	2	1			
4481	Clothing stores	286	865	3 133	26	14	3	4	3	2				
44814	Family clothing stores	199	639	2 326	8	2	1		3	2				
448140	Family clothing stores	199	639	2 326	8	2	1		3	2				
4482	Shoe stores	243	1 152	4 426	11	1	4	5			1			
44821	Shoe stores	243	1 152	4 426	11	1	4	5			1			
448210	Shoe stores	243	1 152	4 426	11	1	4	5			1			
452	General merchandise stores	528	2 123	9 904	22	3	12	4		2	1			
4521	Department stores	377	1 704	8 132	3					2	1			
45211	Department stores	377	1 704	8 132	3					2	1			
452110	Department stores	377	1 704	8 132	3					2	1			
4529	Other general merchandise stores	151	419	1 772	19	3	12	4						
45299	All other general merchandise stores	151	419	1 772	19	3	12	4						
452990	All other general merchandise stores	151	419	1 772	19	3	12	4						
453	Miscellaneous store retailers	234	1 024	4 104	42	21	14	6	1					
4532	Office supplies, stationery & gift stores	102	419	1 719	12	4	3	4	1					
<b>48-49</b>	<b>Transportation &amp; warehousing</b>	<b>1 035</b>	<b>7 791</b>	<b>36 283</b>	<b>81</b>	<b>47</b>	<b>14</b>	<b>11</b>	<b>4</b>	<b>3</b>	<b>2</b>			
484	Truck transportation	781	6 337	30 459	57	34	10	7	2	2	2			
4841	General freight trucking	414	3 354	14 429	33	22	4	3	2	1	1			
48412	General freight trucking, long-distance	374	3 182	13 718	21	13	2	2	2	1	1			
4842	Specialized freight trucking	367	2 983	16 030	24	12	6	4		1	1			
48422	Specialized freight (exc used) trucking, local	(C)	(D)	(D)	19	9	6	3		1				
48423	Specialized freight (exc used) trucking, LDist	(C)	(D)	(D)	4	3					1			
493	Warehousing & storage	(C)	(D)	(D)	3	1				1				
4931	Warehousing & storage	(C)	(D)	(D)	3	1				1				
49311	General warehousing & storage	(C)	(D)	(D)	3	1				1				

See footnotes at end of table.



**Table 6. Counties—Employees, Payroll, and Establishments by Industry: 2002—Con.**

[Excludes most government employees, railroad employees, and self-employed persons. Size class 1 to 4 includes establishments with payroll, but no employees, during mid-March pay period. (D) denotes figures withheld to avoid disclosing data for individual companies; the data are included in broader industry totals. Detailed industries with 100 or more employees are shown if industry was not a (D). For explanation of terms, abbreviations, and data reliability/comparability, see introductory text]

NAICS code	Industry	Number of employees for week including March 12	Payroll (\$1,000)		Total number of establishments	Number of establishments by employment-size class									
			First quarter	Annual		1 to 4	5 to 9	10 to 19	20 to 49	50 to 99	100 to 249	250 to 499	500 to 999	1,000 or more	
<b>ROWAN—Con.</b>															
<b>51</b>	<b>Information</b>	<b>310</b>	<b>2 460</b>	<b>9 714</b>	<b>22</b>	<b>9</b>	<b>6</b>	<b>2</b>	<b>4</b>	—	<b>1</b>	—	—	—	
5111	Publishing industries	(C)	(D)	(D)	3	1	1	—	—	—	1	—	—	—	
51111	Newspaper, periodical, book, database publishers	(C)	(D)	(D)	3	1	1	—	—	—	1	—	—	—	
51111	Newspaper publishers	(C)	(D)	(D)	2	—	1	—	—	—	1	—	—	—	
513	Broadcasting & telecommunications	138	1 251	4 949	15	6	4	2	3	—	—	—	—	—	
<b>52</b>	<b>Finance &amp; insurance</b>	<b>1 003</b>	<b>7 530</b>	<b>32 514</b>	<b>139</b>	<b>83</b>	<b>35</b>	<b>11</b>	<b>8</b>	<b>1</b>	<b>1</b>	—	—	—	
522	Credit intermediation & related activities	566	4 079	16 663	71	31	24	10	5	1	—	—	—	—	
5221	Depository credit intermediation	487	3 527	14 328	43	6	21	10	5	1	—	—	—	—	
52211	Commercial banking	393	2 700	11 337	33	2	17	10	3	1	—	—	—	—	
522110	Commercial banking	393	2 700	11 337	33	2	17	10	3	1	—	—	—	—	
524	Insurance carriers & related activities	403	2 992	13 821	54	39	10	1	3	—	1	—	—	—	
5242	Agencies & other insurance related activities	(E)	(D)	(D)	49	37	9	1	1	—	1	—	—	—	
52421	Insurance agencies & brokerages	346	2 322	11 817	47	35	9	1	1	—	1	—	—	—	
524210	Insurance agencies & brokerages	346	2 322	11 817	47	35	9	1	1	—	1	—	—	—	
<b>53</b>	<b>Real estate &amp; rental &amp; leasing</b>	<b>368</b>	<b>1 872</b>	<b>8 063</b>	<b>92</b>	<b>69</b>	<b>15</b>	<b>6</b>	<b>1</b>	<b>1</b>	—	—	—	—	
531	Real estate	208	1 185	5 295	75	61	11	2	1	—	—	—	—	—	
5311	Lessors of real estate	120	548	2 387	35	26	7	1	1	—	—	—	—	—	
532	Rental & leasing services	160	687	2 768	17	8	4	4	—	1	—	—	—	—	
<b>54</b>	<b>Professional, scientific &amp; technical services</b>	<b>951</b>	<b>5 918</b>	<b>25 912</b>	<b>163</b>	<b>112</b>	<b>28</b>	<b>16</b>	<b>5</b>	<b>1</b>	<b>1</b>	—	—	—	
541	Professional, scientific & technical services	951	5 918	25 912	163	112	28	16	5	1	1	—	—	—	
5411	Legal services	222	1 540	8 884	40	29	8	2	—	1	—	—	—	—	
54111	Offices of lawyers	(C)	(D)	(D)	39	28	8	2	—	1	—	—	—	—	
5412	Accounting, tax prep, bookkeep, payroll services	358	1 940	5 515	29	16	3	7	2	—	1	—	—	—	
54121	Accounting, tax prep, bookkeep, payroll services	358	1 940	5 515	29	16	3	7	2	—	1	—	—	—	
5419	Oth professional, scientific, technical services	177	1 056	5 132	26	16	3	4	3	—	—	—	—	—	
54194	Veterinary services	117	682	2 967	8	—	3	3	2	—	—	—	—	—	
541940	Veterinary services	117	682	2 967	8	—	3	3	2	—	—	—	—	—	
<b>55</b>	<b>Management of companies &amp; enterprises</b>	<b>2 311</b>	<b>24 471</b>	<b>96 341</b>	<b>12</b>	<b>3</b>	<b>2</b>	<b>2</b>	<b>2</b>	<b>1</b>	—	<b>1</b>	—	<b>1</b>	
551	Management of companies & enterprises	2 311	24 471	96 341	12	3	2	2	2	1	—	1	—	1	
5511	Management of companies & enterprises	2 311	24 471	96 341	12	3	2	2	2	1	—	1	—	1	
55111	Management of companies & enterprises	2 311	24 471	96 341	12	3	2	2	2	1	—	1	—	1	
551114	Corp, subsidiary & regional managing offices	2 311	24 471	96 341	12	3	2	2	2	1	—	1	—	1	
<b>56</b>	<b>Admin, support, waste mgt, remediation services</b>	<b>2 008</b>	<b>11 238</b>	<b>55 127</b>	<b>111</b>	<b>74</b>	<b>16</b>	<b>8</b>	<b>4</b>	<b>5</b>	<b>2</b>	<b>2</b>	—	—	
561	Administrative & support services	1 813	9 126	46 697	100	66	16	7	4	3	2	2	—	—	
5613	Employment services	1 342	6 068	36 087	9	1	1	1	1	1	2	2	—	—	
56131	Employment placement agencies	(E)	(D)	(D)	3	1	—	1	—	—	—	1	—	—	
56132	Temporary help services	(E)	(D)	(D)	4	—	—	—	1	1	2	—	—	—	
56133	Employee leasing services	(E)	(D)	(D)	2	—	1	—	—	—	—	1	—	—	
5617	Services to buildings & dwellings	231	865	4 455	64	48	10	4	2	—	—	—	—	—	
56172	Janitorial services	111	285	1 201	21	13	5	2	1	—	—	—	—	—	
561720	Janitorial services	111	285	1 201	21	13	5	2	1	—	—	—	—	—	
562	Waste management & remediation services	195	2 112	8 430	11	8	—	1	—	2	—	—	—	—	
5629	Remediation & oth waste management services	(C)	(D)	(D)	2	1	—	—	—	1	—	—	—	—	
<b>61</b>	<b>Educational services</b>	<b>1 359</b>	<b>5 041</b>	<b>20 645</b>	<b>19</b>	<b>6</b>	<b>3</b>	<b>1</b>	<b>6</b>	<b>1</b>	—	<b>1</b>	<b>1</b>	—	
611	Educational services	1 359	5 041	20 645	19	6	3	1	6	1	—	1	1	—	
6111	Elementary & secondary schools	175	651	2 452	6	1	1	—	3	1	—	—	—	—	
61111	Elementary & secondary schools	175	651	2 452	6	1	1	—	3	1	—	—	—	—	
611110	Elementary & secondary schools	175	651	2 452	6	1	1	—	3	1	—	—	—	—	
6113	Colleges, universities & professional schools	(G)	(D)	(D)	3	—	—	1	—	—	—	1	1	—	
61131	Colleges, universities & professional schools	(G)	(D)	(D)	3	—	—	1	—	—	—	1	1	—	
<b>62</b>	<b>Health care and social assistance</b>	<b>5 980</b>	<b>49 111</b>	<b>206 381</b>	<b>249</b>	<b>99</b>	<b>67</b>	<b>34</b>	<b>30</b>	<b>12</b>	<b>5</b>	—	—	<b>2</b>	
621	Ambulatory health care services	1 311	12 530	56 182	142	63	45	20	12	2	—	—	—	—	
6211	Offices of physicians	672	8 775	39 403	59	23	15	11	10	—	—	—	—	—	
62111	Offices of physicians	672	8 775	39 403	59	23	15	11	10	—	—	—	—	—	
621111	Offices of physicians (exc mental health)	665	8 667	38 980	55	19	15	11	10	—	—	—	—	—	
6212	Offices of dentists	246	1 726	8 463	38	11	24	2	1	—	—	—	—	—	
62121	Offices of dentists	246	1 726	8 463	38	11	24	2	1	—	—	—	—	—	
621210	Offices of dentists	246	1 726	8 463	38	11	24	2	1	—	—	—	—	—	
6213	Offices of other health practitioners	128	498	2 222	28	19	5	4	—	—	—	—	—	—	
6216	Home health care services	213	1 179	4 615	7	3	—	2	—	2	—	—	—	—	
62161	Home health care services	213	1 179	4 615	7	3	—	2	—	2	—	—	—	—	
621610	Home health care services	213	1 179	4 615	7	3	—	2	—	2	—	—	—	—	
622	Hospitals	(G)	(D)	(D)	2	—	—	—	—	—	—	—	—	2	
6221	General medical & surgical hospitals	(G)	(D)	(D)	2	—	—	—	—	—	—	—	—	2	
62211	General medical & surgical hospitals	(G)	(D)	(D)	2	—	—	—	—	—	—	—	—	2	

See footnotes at end of table.

**Table 6. Counties—Employees, Payroll, and Establishments by Industry: 2002—Con.**

[Excludes most government employees, railroad employees, and self-employed persons. Size class 1 to 4 includes establishments with payroll, but no employees, during mid-March pay period. (D) denotes figures withheld to avoid disclosing data for individual companies; the data are included in broader industry totals. Detailed industries with 100 or more employees are shown if industry was not a (D). For explanation of terms, abbreviations, and data reliability/comparability, see introductory text]

NAICS code	Industry	Number of employees for week including March 12	Payroll (\$1,000)		Total number of establishments	Number of establishments by employment-size class									
			First quarter	Annual		1 to 4	5 to 9	10 to 19	20 to 49	50 to 99	100 to 249	250 to 499	500 to 999	1,000 or more	
<b>ROWAN—Con.</b>															
<b>62</b>	<b>Health care and social assistance—Con.</b>														
623	Nursing & residential care facilities .....	1 659	7 120	31 004	41	11	7	1	8	9	5	—	—	—	
6231	Nursing care facilities .....	1 039	4 846	21 540	13	3	1	—	—	4	5	—	—	—	
62311	Nursing care facilities .....	1 039	4 846	21 540	13	3	1	—	—	4	5	—	—	—	
623110	Nursing care facilities .....	1 039	4 846	21 540	13	3	1	—	—	4	5	—	—	—	
6232	Residential mental retardation, health facil .....	136	547	2 360	9	3	3	—	2	1	—	—	—	—	
6233	Community care facilities for the elderly .....	378	1 170	4 825	11	2	1	—	5	3	—	—	—	—	
62331	Community care facilities for the elderly .....	378	1 170	4 825	11	2	1	—	5	3	—	—	—	—	
6239	Other residential care facilities .....	106	557	2 279	8	3	2	1	1	1	—	—	—	—	
62399	Other residential care facilities .....	106	557	2 279	8	3	2	1	1	1	—	—	—	—	
623990	Other residential care facilities .....	106	557	2 279	8	3	2	1	1	1	—	—	—	—	
624	Social assistance .....	(F)	(D)	(D)	64	25	15	13	10	1	—	—	—	—	
6241	Individual & family services .....	(C)	(D)	(D)	22	14	3	3	1	1	—	—	—	—	
6244	Child day care services .....	329	1 032	4 227	34	10	10	9	5	—	—	—	—	—	
62441	Child day care services .....	329	1 032	4 227	34	10	10	9	5	—	—	—	—	—	
624410	Child day care services .....	329	1 032	4 227	34	10	10	9	5	—	—	—	—	—	
<b>71</b>	<b>Arts, entertainment &amp; recreation .....</b>	<b>618</b>	<b>1 488</b>	<b>6 530</b>	<b>42</b>	<b>22</b>	<b>5</b>	<b>6</b>	<b>7</b>	<b>1</b>	<b>1</b>	—	—	—	
713	Amusement, gambling & recreation industries ....	578	1 364	5 891	31	13	4	5	7	1	1	—	—	—	
7139	Other amusement & recreation industries .....	(F)	(D)	(D)	30	12	4	5	7	1	1	—	—	—	
71391	Golf courses & country clubs .....	205	788	3 280	9	1	2	2	3	1	—	—	—	—	
713910	Golf courses & country clubs .....	205	788	3 280	9	1	2	2	3	1	—	—	—	—	
71399	All other amusement & recreation industries ..	248	249	1 121	5	2	—	2	—	—	1	—	—	—	
713990	All other amusement & recreation industries ..	248	249	1 121	5	2	—	2	—	—	1	—	—	—	
<b>72</b>	<b>Accommodation &amp; food services .....</b>	<b>3 067</b>	<b>7 670</b>	<b>31 820</b>	<b>195</b>	<b>61</b>	<b>37</b>	<b>34</b>	<b>54</b>	<b>9</b>	—	—	—	—	
721	Accommodation .....	244	771	3 306	15	4	3	4	3	1	—	—	—	—	
7211	Traveler accommodation .....	234	727	3 133	12	2	2	4	3	1	—	—	—	—	
72111	Hotels (exc casino hotels) & motels .....	234	727	3 133	12	2	2	4	3	1	—	—	—	—	
721110	Hotels (exc casino hotels) & motels .....	234	727	3 133	12	2	2	4	3	1	—	—	—	—	
722	Food services & drinking places .....	2 823	6 899	28 514	180	57	34	30	51	8	—	—	—	—	
7221	Full-service restaurants .....	1 413	3 567	14 395	88	24	17	20	21	6	—	—	—	—	
72211	Full-service restaurants .....	1 413	3 567	14 395	88	24	17	20	21	6	—	—	—	—	
722110	Full-service restaurants .....	1 413	3 567	14 395	88	24	17	20	21	6	—	—	—	—	
7222	Limited-service eating places .....	1 269	2 963	12 617	74	23	12	9	28	2	—	—	—	—	
72221	Limited-service eating places .....	1 269	2 963	12 617	74	23	12	9	28	2	—	—	—	—	
722211	Limited-service restaurants .....	1 159	2 638	11 346	66	18	11	8	28	1	—	—	—	—	
<b>81</b>	<b>Other services (except public administration) .....</b>	<b>2 124</b>	<b>7 417</b>	<b>31 028</b>	<b>325</b>	<b>193</b>	<b>86</b>	<b>24</b>	<b>15</b>	<b>7</b>	—	—	—	—	
811	Repair & maintenance .....	410	2 619	10 457	94	77	8	7	—	2	—	—	—	—	
8111	Automotive repair & maintenance .....	252	1 126	4 957	65	56	4	4	—	1	—	—	—	—	
81111	Automotive mechanical & electrical R&M .....	110	489	2 171	45	41	2	2	—	—	—	—	—	—	
8113	Commercial equipment (exc auto & elec) R&M .....	125	1 346	4 714	13	7	2	3	—	1	—	—	—	—	
81131	Commercial equipment (exc auto & elec) R&M .....	125	1 346	4 714	13	7	2	3	—	1	—	—	—	—	
811310	Commercial equipment (exc auto & elec) R&M .....	125	1 346	4 714	13	7	2	3	—	1	—	—	—	—	
812	Personal & laundry services .....	344	1 351	6 419	45	19	15	6	5	—	—	—	—	—	
8123	Drycleaning & laundry services .....	152	544	2 527	14	5	4	2	3	—	—	—	—	—	
81232	Drycleaning & laundry services (exc coin-op) ..	105	253	978	9	3	3	1	2	—	—	—	—	—	
812320	Drycleaning & laundry services (exc coin-op) ..	105	253	978	9	3	3	1	2	—	—	—	—	—	
813	Religious, grantmaking, civic, prof & like organizations .....	1 370	3 447	14 152	186	97	63	11	10	5	—	—	—	—	
8131	Religious organizations .....	998	2 587	10 561	151	78	54	10	7	2	—	—	—	—	
81311	Religious organizations .....	998	2 587	10 561	151	78	54	10	7	2	—	—	—	—	
813110	Religious organizations .....	998	2 587	10 561	151	78	54	10	7	2	—	—	—	—	
8134	Civic & social organizations .....	313	593	2 515	17	7	3	1	3	3	—	—	—	—	
81341	Civic & social organizations .....	313	593	2 515	17	7	3	1	3	3	—	—	—	—	
813410	Civic & social organizations .....	313	593	2 515	17	7	3	1	3	3	—	—	—	—	
<b>95</b>	<b>Auxiliaries (exc corporate, subsidiary &amp; regional mgt) .....</b>	<b>925</b>	<b>7 976</b>	<b>30 778</b>	<b>6</b>	<b>1</b>	—	<b>2</b>	<b>1</b>	<b>1</b>	—	—	<b>1</b>	—	
<b>99</b>	<b>Unclassified establishments .....</b>	<b>35</b>	<b>131</b>	<b>230</b>	<b>17</b>	<b>15</b>	<b>1</b>	<b>1</b>	—	—	—	—	—	—	
<b>RUTHERFORD</b>															
	<b>Total .....</b>	<b>19 008</b>	<b>108 862</b>	<b>453 400</b>	<b>1 355</b>	<b>757</b>	<b>281</b>	<b>144</b>	<b>118</b>	<b>23</b>	<b>21</b>	<b>6</b>	<b>5</b>	—	
<b>11</b>	<b>Forestry, fishing, hunting, and agriculture support .....</b>	<b>(B)</b>	<b>(D)</b>	<b>(D)</b>	<b>13</b>	<b>8</b>	<b>4</b>	<b>1</b>	—	—	—	—	—	—	
<b>21</b>	<b>Mining .....</b>	<b>(A)</b>	<b>(D)</b>	<b>(D)</b>	<b>2</b>	<b>1</b>	—	<b>1</b>	—	—	—	—	—	—	
<b>22</b>	<b>Utilities .....</b>	<b>132</b>	<b>1 585</b>	<b>6 329</b>	<b>5</b>	<b>1</b>	<b>1</b>	<b>1</b>	<b>1</b>	<b>1</b>	—	—	—	—	
221	Utilities .....	132	1 585	6 329	5	1	1	1	1	1	—	—	—	—	
2211	Elec pwr generation, transmsn & distribution ...	(C)	(D)	(D)	3	1	—	—	1	1	—	—	—	—	
22112	Electric pwr transmsn, control & distribution ...	(C)	(D)	(D)	2	—	—	—	1	1	—	—	—	—	

See footnotes at end of table.

**Table 6. Counties—Employees, Payroll, and Establishments by Industry: 2002—Con.**

[Excludes most government employees, railroad employees, and self-employed persons. Size class 1 to 4 includes establishments with payroll, but no employees, during mid-March pay period. (D) denotes figures withheld to avoid disclosing data for individual companies; the data are included in broader industry totals. Detailed industries with 100 or more employees are shown if industry was not a (D). For explanation of terms, abbreviations, and data reliability/comparability, see introductory text]

NAICS code	Industry	Number of employees for week including March 12	Payroll (\$1,000)		Total number of establishments	Number of establishments by employment-size class									
			First quarter	Annual		1 to 4	5 to 9	10 to 19	20 to 49	50 to 99	100 to 249	250 to 499	500 to 999	1,000 or more	
<b>RUTHERFORD—Con.</b>															
<b>23</b>	<b>Construction</b>	<b>878</b>	<b>5 347</b>	<b>23 413</b>	<b>167</b>	<b>111</b>	<b>34</b>	<b>10</b>	<b>12</b>						
233	Building, developing & general contracting	277	1 465	6 263	56	39	11	3	3						
2332	Residential building construction	(C)	(D)	(D)	43	32	8	1	2						
23321	Single-family housing construction	187	938	3 688	41	31	8		2						
233210	Single-family housing construction	187	938	3 688	41	31	8		2						
234	Heavy construction	191	1 652	7 369	11	3	1	2	5						
235	Special trade contractors	410	2 230	9 781	100	69	22	5	4						
2351	Plumbing, heating & AC contractor	113	584	2 398	31	20	10		1						
23511	Plumbing, heating & AC contractor	113	584	2 398	31	20	10		1						
235110	Plumbing, heating & AC contractor	113	584	2 398	31	20	10		1						
<b>31-33</b>	<b>Manufacturing</b>	<b>6 864</b>	<b>48 935</b>	<b>196 095</b>	<b>86</b>	<b>23</b>	<b>11</b>	<b>14</b>	<b>15</b>	<b>3</b>	<b>12</b>	<b>5</b>	<b>3</b>		
311	Food mfg	381	1 715	7 678	5	1	1	2				1			
3116	Animal slaughtering & processing	(E)	(D)	(D)	2		1					1			
31161	Animal slaughtering & processing	(E)	(D)	(D)	2		1					1			
313	Textile mills	1 409	11 732	44 863	10	1	1	2	2		3		1		
3131	Fiber, yarn & thread mills	(C)	(D)	(D)	2			1			1				
31311	Fiber, yarn & thread mills	(C)	(D)	(D)	2			1			1				
3132	Fabric mills	(F)	(D)	(D)	4	1	1	1					1		
31321	Broadwoven fabric mills	(F)	(D)	(D)	3		1	1					1		
3133	Textile, fabric finishing, fabric coating mills	451	3 378	13 198	4				2		2				
31331	Textile & fabric finishing mills	(C)	(D)	(D)	3				2		1				
31332	Fabric coating mills	(C)	(D)	(D)	1						1				
315	Apparel manufacturing	(F)	(D)	(D)	2				1				1		
3151	Apparel knitting mills	(F)	(D)	(D)	1								1		
31519	Other apparel knitting mills	(F)	(D)	(D)	1								1		
321	Wood product mfg	417	3 163	13 183	9	2	2	1	2		2				
3211	Sawmills & wood preservation	(C)	(D)	(D)	5		2	1	1		1				
32111	Sawmills & wood preservation	(C)	(D)	(D)	5		2	1	1		1				
3219	Other wood product mfg	(E)	(D)	(D)	4	2			1		1				
32199	All other wood product mfg	(C)	(D)	(D)	1						1				
326	Plastics & rubber products mfg	862	6 390	24 562	13	2	1	1	4	1	4				
3261	Plastics product mfg	(F)	(D)	(D)	12	2	1	1	4	1	3				
32619	Other plastics product mfg	669	4 756	17 566	10	2	1		3	1	3				
326199	All other plastics product mfg	669	4 756	17 566	10	2	1		3	1	3				
3262	Rubber product mfg	(C)	(D)	(D)	1						1				
32622	Rubber & plastics hoses & belting mfg	(C)	(D)	(D)	1						1				
331	Primary metal mfg	(E)	(D)	(D)	3			1		1	1				
3315	Foundries	(E)	(D)	(D)	2					1	1				
33152	Nonferrous metal foundries	(E)	(D)	(D)	2					1	1				
332	Fabricated metal product mfg	1 210	9 548	36 337	11	3	1	2	1		2	2			
3328	Coating, engrave, heat treating & oth activity	(C)	(D)	(D)	1						1				
33281	Coating, engrave, heat treating & oth activity	(C)	(D)	(D)	1						1				
3329	Other fabricated metal product mfg	1 048	8 843	34 587	4				1		1	2			
33291	Metal valve mfg	(F)	(D)	(D)	2						1				
33299	All other fabricated metal product mfg	(E)	(D)	(D)	2				1		1				
337	Furniture & related product mfg	(G)	(D)	(D)	9	3	2	1				2	1		
3371	HH & institutional furniture & kitchen cabinet mfg	(F)	(D)	(D)	6	2	1	1				1	1		
33712	Household & institutional furniture mfg	(F)	(D)	(D)	5	1	1	1				1	1		
3372	Office furniture (including fixtures) mfg	(E)	(D)	(D)	3	1	1					1			
33721	Office furniture (including fixtures) mfg	(E)	(D)	(D)	3	1	1					1			
<b>42</b>	<b>Wholesale trade</b>	<b>491</b>	<b>2 987</b>	<b>14 484</b>	<b>53</b>	<b>27</b>	<b>11</b>	<b>9</b>	<b>5</b>	<b>1</b>					
421	Wholesale trade, durable goods	347	2 062	10 672	37	21	7	4	4	1					
422	Wholesale trade, nondurable goods	144	925	3 812	16	6	4	5	1						
<b>44-45</b>	<b>Retail trade</b>	<b>2 783</b>	<b>12 010</b>	<b>51 034</b>	<b>267</b>	<b>146</b>	<b>64</b>	<b>28</b>	<b>22</b>	<b>5</b>	<b>1</b>		<b>1</b>		
441	Motor vehicle & parts dealers	347	2 398	9 992	54	36	8	6	4						
4411	Automobile dealers	215	1 771	7 350	27	19	2	3	3						
44111	New car dealers	136	1 110	4 748	7	2		3	2						
441110	New car dealers	136	1 110	4 748	7	2		3	2						
4413	Automotive parts, accessories & tire stores	109	541	2 280	23	15	5	2	1						
444	Bldg material & garden equip & supp dealers	283	1 769	7 886	21	11	6	2	1		1				
4441	Building material & supplies dealers	259	1 703	7 642	16	8	5	1	1		1				
44419	Other building material dealers	228	1 553	7 056	8	4	1	1	1		1				
444190	Other building material dealers	228	1 553	7 056	8	4	1	1	1		1				
445	Food & beverage stores	450	1 320	5 644	24	9	4	4	4	3					
4451	Grocery stores	431	1 274	5 440	21	8	3	3	4	3					
44511	Grocery (except convenience) stores	403	1 212	5 150	13	3	1	2	4	3					
445110	Grocery (except convenience) stores	403	1 212	5 150	13	3	1	2	4	3					
446	Health & personal care stores	224	975	4 321	17	6	4	2	4	1					
4461	Health & personal care stores	224	975	4 321	17	6	4	2	4	1					
44611	Pharmacies & drug stores	195	862	3 864	9	1	1	2	4	1					
446110	Pharmacies & drug stores	195	862	3 864	9	1	1	2	4	1					
447	Gasoline stations	235	746	3 237	48	28	13	6	1						
4471	Gasoline stations	235	746	3 237	48	28	13	6	1						
44711	Gasoline stations with convenience stores	214	635	2 772	43	25	12	5	1						
447110	Gasoline stations with convenience stores	214	635	2 772	43	25	12	5	1						

See footnotes at end of table.

**Table 6. Counties—Employees, Payroll, and Establishments by Industry: 2002—Con.**

[Excludes most government employees, railroad employees, and self-employed persons. Size class 1 to 4 includes establishments with payroll, but no employees, during mid-March pay period. (D) denotes figures withheld to avoid disclosing data for individual companies; the data are included in broader industry totals. Detailed industries with 100 or more employees are shown if industry was not a (D). For explanation of terms, abbreviations, and data reliability/comparability, see introductory text]

NAICS code	Industry	Number of employees for week including March 12	Payroll (\$1,000)		Total number of establishments	Number of establishments by employment-size class									
			First quarter	Annual		1 to 4	5 to 9	10 to 19	20 to 49	50 to 99	100 to 249	250 to 499	500 to 999	1,000 or more	
<b>RUTHERFORD—Con.</b>															
<b>44-45 Retail trade—Con.</b>															
448	Clothing & clothing accessories stores .....	115	367	1 545	22	13	7	—	2	—	—	—	—	—	
452	General merchandise stores .....	767	2 778	11 411	15	2	6	2	3	1	—	—	1	—	
4521	Department stores .....	637	2 408	9 876	3	—	—	—	1	1	—	—	1	—	
45211	Department stores .....	637	2 408	9 876	3	—	—	—	1	1	—	—	1	—	
452110	Department stores .....	637	2 408	9 876	3	—	—	—	1	1	—	—	1	—	
4529	Other general merchandise stores .....	130	370	1 535	12	2	6	2	2	—	—	—	—	—	
45299	All other general merchandise stores .....	130	370	1 535	12	2	6	2	2	—	—	—	—	—	
452990	All other general merchandise stores .....	130	370	1 535	12	2	6	2	2	—	—	—	—	—	
453	Miscellaneous store retailers .....	119	487	2 128	32	22	7	3	—	—	—	—	—	—	
454	Nonstore retailers .....	117	666	2 717	10	3	3	2	2	—	—	—	—	—	
<b>48-49 Transportation &amp; warehousing .....</b>															
484	Truck transportation .....	(E)	(D)	(D)	18	7	2	4	3	1	1	—	—	—	
4841	General freight trucking .....	(E)	(D)	(D)	9	2	1	2	2	1	1	—	—	—	
48411	General freight trucking, local .....	(C)	(D)	(D)	1	—	—	—	—	—	1	—	—	—	
48412	General freight trucking, long-distance .....	177	1 197	4 019	8	2	1	2	2	1	—	—	—	—	
484121	General freight trucking, long-distance, TL ..	177	1 197	4 019	8	2	1	2	2	1	—	—	—	—	
<b>51 Information .....</b>															
51	Information .....	161	1 177	4 590	18	8	5	2	3	—	—	—	—	—	
<b>52 Finance &amp; insurance .....</b>															
52	Finance & insurance .....	402	2 296	9 320	70	43	16	8	3	—	—	—	—	—	
522	Credit intermediation & related activities .....	293	1 490	5 868	42	23	11	5	3	—	—	—	—	—	
5221	Depository credit intermediation .....	(C)	(D)	(D)	24	9	8	4	3	—	—	—	—	—	
52211	Commercial banking .....	205	986	3 885	22	8	8	3	3	—	—	—	—	—	
522110	Commercial banking .....	205	986	3 885	22	8	8	3	3	—	—	—	—	—	
<b>53 Real estate &amp; rental &amp; leasing .....</b>															
53	Real estate & rental & leasing .....	145	774	4 097	50	41	7	2	—	—	—	—	—	—	
<b>54 Professional, scientific &amp; technical services .....</b>															
54	Professional, scientific & technical services .....	281	1 181	5 132	70	55	8	5	2	—	—	—	—	—	
541	Professional, scientific & technical services .....	281	1 181	5 132	70	55	8	5	2	—	—	—	—	—	
<b>55 Management of companies &amp; enterprises .....</b>															
55	Management of companies & enterprises .....	(C)	(D)	(D)	1	—	—	—	—	—	1	—	—	—	
551	Management of companies & enterprises .....	(C)	(D)	(D)	1	—	—	—	—	—	1	—	—	—	
5511	Management of companies & enterprises .....	(C)	(D)	(D)	1	—	—	—	—	—	1	—	—	—	
55111	Management of companies & enterprises .....	(C)	(D)	(D)	1	—	—	—	—	—	1	—	—	—	
<b>56 Admin, support, waste mgt, remediation services .....</b>															
56	Admin, support, waste mgt, remediation services .....	311	1 311	7 013	43	27	8	3	4	1	—	—	—	—	
561	Administrative & support services .....	281	1 126	6 187	39	24	8	3	3	1	—	—	—	—	
5617	Services to buildings & dwellings .....	173	611	2 852	25	15	5	2	3	—	—	—	—	—	
56172	Janitorial services .....	111	355	1 580	11	5	2	2	2	—	—	—	—	—	
561720	Janitorial services .....	111	355	1 580	11	5	2	2	2	—	—	—	—	—	
<b>61 Educational services .....</b>															
61	Educational services .....	576	2 946	12 072	12	5	1	1	3	1	—	1	—	—	
611	Educational services .....	576	2 946	12 072	12	5	1	1	3	1	—	1	—	—	
6111	Elementary & secondary schools .....	(C)	(D)	(D)	6	1	—	1	3	1	—	—	—	—	
61111	Elementary & secondary schools .....	(C)	(D)	(D)	6	1	—	1	3	1	—	—	—	—	
6112	Junior colleges .....	(E)	(D)	(D)	1	—	—	—	—	—	—	1	—	—	
61121	Junior colleges .....	(E)	(D)	(D)	1	—	—	—	—	—	—	1	—	—	
<b>62 Health care and social assistance .....</b>															
62	Health care and social assistance .....	2 681	16 352	72 901	125	47	37	14	15	6	5	—	1	—	
621	Ambulatory health care services .....	754	6 060	29 393	63	25	23	7	5	2	1	—	—	—	
6211	Offices of physicians .....	261	2 900	15 663	27	11	11	1	3	1	—	—	—	—	
62111	Offices of physicians .....	261	2 900	15 663	27	11	11	1	3	1	—	—	—	—	
6214	Outpatient care centers .....	(C)	(D)	(D)	3	1	—	1	—	—	1	—	—	—	
62142	Outpatient mental health, substance abuse ctrs .....	(C)	(D)	(D)	2	1	—	—	—	—	1	—	—	—	
6216	Home health care services .....	165	875	3 770	4	—	1	—	2	1	—	—	—	—	
62161	Home health care services .....	165	875	3 770	4	—	1	—	2	1	—	—	—	—	
621610	Home health care services .....	165	875	3 770	4	—	1	—	2	1	—	—	—	—	
622	Hospitals .....	(F)	(D)	(D)	1	—	—	—	—	—	—	—	1	—	
6221	General medical & surgical hospitals .....	(F)	(D)	(D)	1	—	—	—	—	—	—	—	1	—	
62211	General medical & surgical hospitals .....	(F)	(D)	(D)	1	—	—	—	—	—	—	—	1	—	
623	Nursing & residential care facilities .....	1 007	4 271	17 231	27	5	4	4	6	4	4	—	—	—	
6231	Nursing care facilities .....	593	3 010	12 358	7	1	—	—	1	1	4	—	—	—	
62311	Nursing care facilities .....	593	3 010	12 358	7	1	—	—	1	1	4	—	—	—	
623110	Nursing care facilities .....	593	3 010	12 358	7	1	—	—	1	1	4	—	—	—	
6233	Community care facilities for the elderly .....	(E)	(D)	(D)	14	3	1	2	5	3	—	—	—	—	
62331	Community care facilities for the elderly .....	(E)	(D)	(D)	14	3	1	2	5	3	—	—	—	—	
623312	Homes for the elderly .....	368	1 093	4 203	13	2	1	2	5	3	—	—	—	—	
624	Social assistance .....	(C)	(D)	(D)	34	17	10	3	4	—	—	—	—	—	
6244	Child day care services .....	118	304	1 362	23	11	9	3	—	—	—	—	—	—	
62441	Child day care services .....	118	304	1 362	23	11	9	3	—	—	—	—	—	—	
624410	Child day care services .....	118	304	1 362	23	11	9	3	—	—	—	—	—	—	
<b>71 Arts, entertainment &amp; recreation .....</b>															
71	Arts, entertainment & recreation .....	303	1 093	4 917	25	16	3	—	5	—	1	—	—	—	
713	Amusement, gambling & recreation industries .....	(E)	(D)	(D)	20	11	3	—	5	—	1	—	—	—	
7139	Other amusement & recreation industries .....	(C)	(D)	(D)	17	10	2	—	4	—	1	—	—	—	
71391	Golf courses & country clubs .....	155	570	2 581	4	1	—	—	2	—	1	—	—	—	
713910	Golf courses & country clubs .....	155	570	2 581	4	1	—	—	2	—	1	—	—	—	

See footnotes at end of table.

**Table 6. Counties—Employees, Payroll, and Establishments by Industry: 2002—Con.**

[Excludes most government employees, railroad employees, and self-employed persons. Size class 1 to 4 includes establishments with payroll, but no employees, during mid-March pay period. (D) denotes figures withheld to avoid disclosing data for individual companies; the data are included in broader industry totals. Detailed industries with 100 or more employees are shown if industry was not a (D). For explanation of terms, abbreviations, and data reliability/comparability, see introductory text]

NAICS code	Industry	Number of employees for week including March 12	Payroll (\$1,000)		Total number of establishments	Number of establishments by employment-size class								
			First quarter	Annual		1 to 4	5 to 9	10 to 19	20 to 49	50 to 99	100 to 249	250 to 499	500 to 999	1,000 or more
<b>RUTHERFORD—Con.</b>														
<b>72</b>	<b>Accommodation &amp; food services</b>	<b>1 451</b>	<b>2 900</b>	<b>13 115</b>	<b>119</b>	<b>53</b>	<b>14</b>	<b>28</b>	<b>20</b>	<b>4</b>	—	—	—	—
721	Accommodation	183	273	1 562	17	10	2	3	1	1	—	—	—	—
7211	Traveler accommodation	161	198	1 065	13	7	2	2	1	1	—	—	—	—
72111	Hotels (exc casino hotels) & motels	155	182	995	10	4	2	2	1	1	—	—	—	—
721110	Hotels (exc casino hotels) & motels	155	182	995	10	4	2	2	1	1	—	—	—	—
722	Food services & drinking places	1 268	2 627	11 553	102	43	12	25	19	3	—	—	—	—
7221	Full-service restaurants	703	1 304	5 773	50	16	7	16	9	2	—	—	—	—
72211	Full-service restaurants	703	1 304	5 773	50	16	7	16	9	2	—	—	—	—
722110	Full-service restaurants	703	1 304	5 773	50	16	7	16	9	2	—	—	—	—
7222	Limited-service eating places	526	1 191	5 027	42	20	4	7	10	1	—	—	—	—
72221	Limited-service eating places	526	1 191	5 027	42	20	4	7	10	1	—	—	—	—
722211	Limited-service restaurants	519	1 179	4 910	37	15	4	7	10	1	—	—	—	—
<b>81</b>	<b>Other services (except public administration)</b>	<b>880</b>	<b>2 737</b>	<b>11 600</b>	<b>195</b>	<b>125</b>	<b>53</b>	<b>13</b>	<b>4</b>	—	—	—	—	—
811	Repair & maintenance	140	555	2 214	39	30	7	1	1	—	—	—	—	—
8111	Automotive repair & maintenance	110	443	1 757	30	23	5	1	1	—	—	—	—	—
813	Religious, grantmaking, civic, prof & like organizations	647	1 791	7 412	134	81	40	10	3	—	—	—	—	—
8131	Religious organizations	616	1 649	6 793	123	73	38	9	3	—	—	—	—	—
81311	Religious organizations	616	1 649	6 793	123	73	38	9	3	—	—	—	—	—
813110	Religious organizations	616	1 649	6 793	123	73	38	9	3	—	—	—	—	—
<b>95</b>	<b>Auxiliaries (exc corporate, subsidiary &amp; regional mgt)</b>	<b>(A)</b>	<b>(D)</b>	<b>(D)</b>	<b>1</b>	<b>1</b>	—	—	—	—	—	—	—	—
<b>99</b>	<b>Unclassified establishments</b>	<b>(A)</b>	<b>(D)</b>	<b>(D)</b>	<b>8</b>	<b>8</b>	—	—	—	—	—	—	—	—
<b>SAMPSON</b>														
	<b>Total</b>	<b>13 140</b>	<b>71 215</b>	<b>306 281</b>	<b>1 018</b>	<b>546</b>	<b>235</b>	<b>112</b>	<b>78</b>	<b>26</b>	<b>15</b>	<b>4</b>	<b>1</b>	<b>1</b>
<b>11</b>	<b>Forestry, fishing, hunting, and agriculture support</b>	<b>139</b>	<b>657</b>	<b>2 900</b>	<b>13</b>	<b>6</b>	<b>4</b>	<b>2</b>	—	<b>1</b>	—	—	—	—
<b>21</b>	<b>Mining</b>	<b>(A)</b>	<b>(D)</b>	<b>(D)</b>	<b>3</b>	<b>1</b>	<b>2</b>	—	—	—	—	—	—	—
<b>22</b>	<b>Utilities</b>	<b>(A)</b>	<b>(D)</b>	<b>(D)</b>	<b>2</b>	<b>1</b>	<b>1</b>	—	—	—	—	—	—	—
<b>23</b>	<b>Construction</b>	<b>603</b>	<b>3 129</b>	<b>13 574</b>	<b>131</b>	<b>95</b>	<b>21</b>	<b>9</b>	<b>6</b>	—	—	—	—	—
233	Building, developing & general contracting	168	897	4 088	39	30	6	1	2	—	—	—	—	—
2332	Residential building construction	(C)	(D)	(D)	27	22	3	1	1	—	—	—	—	—
23321	Single-family housing construction	103	467	2 318	26	21	3	1	1	—	—	—	—	—
233210	Single-family housing construction	103	467	2 318	26	21	3	1	1	—	—	—	—	—
234	Heavy construction	149	920	3 931	11	5	2	1	3	—	—	—	—	—
2349	Other heavy construction	(C)	(D)	(D)	9	3	2	1	3	—	—	—	—	—
235	Special trade contractors	286	1 312	5 555	81	60	13	7	1	—	—	—	—	—
<b>31-33</b>	<b>Manufacturing</b>	<b>3 428</b>	<b>23 439</b>	<b>96 795</b>	<b>53</b>	<b>14</b>	<b>8</b>	<b>8</b>	<b>10</b>	<b>5</b>	<b>5</b>	<b>2</b>	—	<b>1</b>
311	Food mfg	1 401	9 672	40 499	8	—	1	3	1	1	1	—	—	1
3116	Animal slaughtering & processing	(G)	(D)	(D)	7	—	1	3	1	—	1	—	—	1
31161	Animal slaughtering & processing	(G)	(D)	(D)	7	—	1	3	1	—	1	—	—	1
315	Apparel manufacturing	423	1 829	7 677	3	—	—	—	1	1	—	1	—	—
3152	Cut & sew apparel mfg	423	1 829	7 677	3	—	—	—	1	1	—	1	—	—
31522	Men's, boys' cut & sew apparel mfg	(E)	(D)	(D)	1	—	—	—	—	—	—	1	—	—
321	Wood product mfg	105	583	2 344	4	1	—	1	2	—	—	—	—	—
326	Plastics & rubber products mfg	115	766	3 222	4	1	1	—	1	1	—	—	—	—
3261	Plastics product mfg	(C)	(D)	(D)	3	1	—	—	1	1	—	—	—	—
32612	Plastics pipe, pipe fitting, & unsupported profile shape mfg	(C)	(D)	(D)	3	1	—	—	1	1	—	—	—	—
327	Nonmetallic mineral product mfg	295	1 912	7 673	6	2	1	—	—	2	1	—	—	—
3272	Glass & glass product mfg	(C)	(D)	(D)	1	—	—	—	—	—	1	—	—	—
32721	Glass & glass product mfg	(C)	(D)	(D)	1	—	—	—	—	—	1	—	—	—
332	Fabricated metal product mfg	370	2 179	7 944	6	1	1	1	2	—	—	1	—	—
3323	Architectural & structural metals mfg	(E)	(D)	(D)	1	—	—	—	—	—	—	1	—	—
33232	Ornamental & architectural metal prod mfg	(E)	(D)	(D)	1	—	—	—	—	—	—	1	—	—
333	Machinery mfg	(E)	(D)	(D)	5	—	2	1	—	—	2	—	—	—
3331	Ag, construction & mining machinery mfg	(C)	(D)	(D)	4	—	2	1	—	—	1	—	—	—
33311	Agricultural implement mfg	(C)	(D)	(D)	4	—	2	1	—	—	1	—	—	—
3339	Other general purpose machinery mfg	(C)	(D)	(D)	1	—	—	—	—	—	1	—	—	—
33392	Material handling equipment mfg	(C)	(D)	(D)	1	—	—	—	—	—	1	—	—	—
337	Furniture & related product mfg	174	979	4 284	9	5	1	1	1	—	1	—	—	—
3371	HH & institutional furniture & kitchen cabinet mfg	174	979	4 284	9	5	1	1	1	—	1	—	—	—
33712	Household & institutional furniture mfg	(C)	(D)	(D)	5	3	—	—	1	—	1	—	—	—
<b>42</b>	<b>Wholesale trade</b>	<b>785</b>	<b>5 858</b>	<b>26 531</b>	<b>49</b>	<b>20</b>	<b>12</b>	<b>8</b>	<b>3</b>	<b>5</b>	<b>1</b>	—	—	—
421	Wholesale trade, durable goods	544	4 449	19 343	24	10	3	5	2	3	1	—	—	—
4213	Lumber & other construction materials whsle	109	662	2 983	5	2	—	2	—	1	—	—	—	—
4215	Metal & mineral (except petroleum) whsle	340	3 213	13 381	4	—	—	—	1	2	1	—	—	—
42151	Metal service centers & offices whsle	340	3 213	13 381	4	—	—	—	1	2	1	—	—	—
421510	Metal service centers & offices whsle	340	3 213	13 381	4	—	—	—	1	2	1	—	—	—
422	Wholesale trade, nondurable goods	241	1 409	7 188	25	10	9	3	1	2	—	—	—	—

See footnotes at end of table.

**Table 6. Counties—Employees, Payroll, and Establishments by Industry: 2002—Con.**

[Excludes most government employees, railroad employees, and self-employed persons. Size class 1 to 4 includes establishments with payroll, but no employees, during mid-March pay period. (D) denotes figures withheld to avoid disclosing data for individual companies; the data are included in broader industry totals. Detailed industries with 100 or more employees are shown if industry was not a (D). For explanation of terms, abbreviations, and data reliability/comparability, see introductory text]

NAICS code	Industry	Number of employees for week including March 12	Payroll (\$1,000)		Total number of establishments	Number of establishments by employment-size class								
			First quarter	Annual		1 to 4	5 to 9	10 to 19	20 to 49	50 to 99	100 to 249	250 to 499	500 to 999	1,000 or more
<b>SAMPSON—Con.</b>														
<b>44-45</b>	<b>Retail trade</b> .....	<b>2 550</b>	<b>9 570</b>	<b>41 752</b>	<b>231</b>	<b>114</b>	<b>64</b>	<b>29</b>	<b>14</b>	<b>6</b>	<b>3</b>	<b>1</b>		
441	Motor vehicle & parts dealers .....	379	2 555	10 604	42	21	11	6	2	2				
4411	Automobile dealers .....	260	2 035	8 416	20	10	3	3	2	2				
44111	New car dealers .....	234	1 897	7 840	9	1	1	3	2	2				
441110	New car dealers .....	234	1 897	7 840	9	1	1	3	2	2				
4413	Automotive parts, accessories & tire stores .....	(C)	(D)	(D)	21	10	8	3						
444	Bldg material & garden equip & supp dealers .....	279	1 239	5 071	31	16	6	8			1			
4441	Building material & supplies dealers .....	246	949	4 081	24	11	6	6			1			
44419	Other building material dealers .....	205	801	3 458	15	5	5	4			1			
444190	Other building material dealers .....	205	801	3 458	15	5	5	4			1			
445	Food & beverage stores .....	445	1 260	5 298	25	13	4		5	2	1			
4451	Grocery stores .....	419	1 187	5 003	17	7	2		5	2	1			
44511	Grocery (except convenience) stores .....	409	1 164	4 900	12	3	1		5	2	1			
445110	Grocery (except convenience) stores .....	409	1 164	4 900	12	3	1		5	2	1			
446	Health & personal care stores .....	178	661	4 025	14	2	3	6	3					
4461	Health & personal care stores .....	178	661	4 025	14	2	3	6	3					
44611	Pharmacies & drug stores .....	145	556	3 613	9		2	4	3					
446110	Pharmacies & drug stores .....	145	556	3 613	9		2	4	3					
447	Gasoline stations .....	162	516	2 232	34	19	12	3						
4471	Gasoline stations .....	162	516	2 232	34	19	12	3						
44711	Gasoline stations with convenience stores .....	133	401	1 720	23	9	11	3						
447110	Gasoline stations with convenience stores .....	133	401	1 720	23	9	11	3						
448	Clothing & clothing accessories stores .....	201	546	2 113	23	11	8	1	2	1				
4481	Clothing stores .....	161	408	1 603	14	7	4		2	1				
452	General merchandise stores .....	689	1 738	7 685	20	6	10		1	1	1	1		
4521	Department stores .....	(E)	(D)	(D)	3	1				1		1		
45211	Department stores .....	(E)	(D)	(D)	3	1				1		1		
4529	Other general merchandise stores .....	(E)	(D)	(D)	17	5	10		1		1			
45299	All other general merchandise stores .....	(E)	(D)	(D)	17	5	10		1		1			
<b>48-49</b>	<b>Transportation &amp; warehousing</b> .....	<b>142</b>	<b>858</b>	<b>3 755</b>	<b>34</b>	<b>25</b>	<b>4</b>	<b>4</b>	<b>1</b>					
484	Truck transportation .....	120	751	3 356	28	20	4	3	1					
<b>51</b>	<b>Information</b> .....	<b>291</b>	<b>2 535</b>	<b>10 568</b>	<b>12</b>	<b>3</b>	<b>3</b>	<b>2</b>	<b>1</b>	<b>3</b>				
513	Broadcasting & telecommunications .....	221	2 158	8 902	8	1	3	1	1	2				
5133	Telecommunications .....	(C)	(D)	(D)	5	1	1		1	2				
51331	Wired telecommunications carriers .....	182	1 926	7 913	4		1		1	2				
513310	Wired telecommunications carriers .....	182	1 926	7 913	4		1		1	2				
<b>52</b>	<b>Finance &amp; insurance</b> .....	<b>309</b>	<b>1 962</b>	<b>8 082</b>	<b>59</b>	<b>36</b>	<b>16</b>	<b>4</b>	<b>3</b>					
522	Credit intermediation & related activities .....	233	1 524	6 386	32	15	10	4	3					
5221	Depository credit intermediation .....	(C)	(D)	(D)	15	3	6	4	2					
52211	Commercial banking .....	133	704	3 081	14	3	6	3	2					
522110	Commercial banking .....	133	704	3 081	14	3	6	3	2					
<b>53</b>	<b>Real estate &amp; rental &amp; leasing</b> .....	<b>77</b>	<b>358</b>	<b>1 544</b>	<b>22</b>	<b>17</b>	<b>3</b>	<b>2</b>						
<b>54</b>	<b>Professional, scientific &amp; technical services</b> .....	<b>212</b>	<b>1 135</b>	<b>5 401</b>	<b>54</b>	<b>43</b>	<b>4</b>	<b>5</b>	<b>2</b>					
541	Professional, scientific & technical services .....	212	1 135	5 401	54	43	4	5	2					
<b>55</b>	<b>Management of companies &amp; enterprises</b> .....	<b>(A)</b>	<b>(D)</b>	<b>(D)</b>	<b>2</b>	<b>1</b>	<b>1</b>							
<b>56</b>	<b>Admin, support, waste mgt, remediation services</b> .....	<b>533</b>	<b>2 780</b>	<b>12 922</b>	<b>40</b>	<b>27</b>	<b>6</b>	<b>3</b>	<b>1</b>	<b>1</b>	<b>2</b>			
561	Administrative & support services .....	512	2 550	11 991	36	24	6	2	1	1	2			
5612	Facilities support services .....	(C)	(D)	(D)	1						1			
56121	Facilities support services .....	(C)	(D)	(D)	1						1			
5613	Employment services .....	245	720	3 705	6	1	1	1	1	1	1			
56132	Temporary help services .....	(C)	(D)	(D)	3		1			1	1			
<b>61</b>	<b>Educational services</b> .....	<b>(A)</b>	<b>(D)</b>	<b>(D)</b>	<b>1</b>	<b>1</b>								
<b>62</b>	<b>Health care and social assistance</b> .....	<b>2 113</b>	<b>12 743</b>	<b>56 653</b>	<b>90</b>	<b>24</b>	<b>39</b>	<b>10</b>	<b>10</b>	<b>2</b>	<b>3</b>	<b>1</b>	<b>1</b>	
621	Ambulatory health care services .....	675	5 108	23 900	42	7	24	2	6	1	2			
6211	Offices of physicians .....	197	2 283	11 970	17	2	12	1	1	1				
62111	Offices of physicians .....	197	2 283	11 970	17	2	12	1	1	1				
621111	Offices of physicians (exc mental health) .....	197	2 283	11 970	17	2	12	1	1	1				
6214	Outpatient care centers .....	188	1 364	5 806	6		3		2		1			
62149	Other outpatient care centers .....	188	1 364	5 806	6		3		2		1			
6216	Home health care services .....	203	718	2 982	4				3		1			
62161	Home health care services .....	203	718	2 982	4				3		1			
621610	Home health care services .....	203	718	2 982	4				3		1			
622	Hospitals .....	(F)	(D)	(D)	1								1	
6221	General medical & surgical hospitals .....	(F)	(D)	(D)	1								1	
62211	General medical & surgical hospitals .....	(F)	(D)	(D)	1								1	
623	Nursing & residential care facilities .....	628	2 642	10 278	18	4	4	3	4	1	1	1		
6231	Nursing care facilities .....	(E)	(D)	(D)	4		2				1	1		
62311	Nursing care facilities .....	(E)	(D)	(D)	4		2				1	1		
6233	Community care facilities for the elderly .....	(C)	(D)	(D)	5	1			3	1				
62331	Community care facilities for the elderly .....	(C)	(D)	(D)	5	1			3	1				

See footnotes at end of table.

**Table 6. Counties—Employees, Payroll, and Establishments by Industry: 2002—Con.**

[Excludes most government employees, railroad employees, and self-employed persons. Size class 1 to 4 includes establishments with payroll, but no employees, during mid-March pay period. (D) denotes figures withheld to avoid disclosing data for individual companies; the data are included in broader industry totals. Detailed industries with 100 or more employees are shown if industry was not a (D). For explanation of terms, abbreviations, and data reliability/comparability, see introductory text]

NAICS code	Industry	Number of employees for week including March 12	Payroll (\$1,000)		Total number of establishments	Number of establishments by employment-size class								
			First quarter	Annual		1 to 4	5 to 9	10 to 19	20 to 49	50 to 99	100 to 249	250 to 499	500 to 999	1,000 or more
<b>SAMPSON—Con.</b>														
<b>62 Health care and social assistance—Con.</b>														
624	Social assistance .....	(C)	(D)	(D)	29	13	11	5	—	—	—	—	—	—
6244	Child day care services .....	(C)	(D)	(D)	24	12	9	3	—	—	—	—	—	—
62441	Child day care services .....	(C)	(D)	(D)	24	12	9	3	—	—	—	—	—	—
<b>71</b>	<b>Arts, entertainment &amp; recreation .....</b>	<b>81</b>	<b>257</b>	<b>1 105</b>	<b>11</b>	<b>5</b>	<b>3</b>	<b>2</b>	<b>1</b>	—	—	—	—	—
<b>72</b>	<b>Accommodation &amp; food services .....</b>	<b>1 061</b>	<b>2 356</b>	<b>10 033</b>	<b>72</b>	<b>16</b>	<b>18</b>	<b>14</b>	<b>23</b>	<b>1</b>	—	—	—	—
722	Food services & drinking places .....	1 016	2 265	9 636	67	15	16	13	22	1	—	—	—	—
7221	Full-service restaurants .....	368	658	2 780	31	6	10	8	7	—	—	—	—	—
72211	Full-service restaurants .....	368	658	2 780	31	6	10	8	7	—	—	—	—	—
722110	Full-service restaurants .....	368	658	2 780	31	6	10	8	7	—	—	—	—	—
7222	Limited-service eating places .....	609	1 534	6 539	31	7	5	4	14	1	—	—	—	—
72221	Limited-service eating places .....	609	1 534	6 539	31	7	5	4	14	1	—	—	—	—
722211	Limited-service restaurants .....	606	1 531	6 512	28	4	5	4	14	1	—	—	—	—
<b>81</b>	<b>Other services (except public administration) .....</b>	<b>764</b>	<b>3 191</b>	<b>13 398</b>	<b>135</b>	<b>94</b>	<b>25</b>	<b>10</b>	<b>3</b>	<b>2</b>	<b>1</b>	—	—	—
811	Repair & maintenance .....	204	1 215	5 272	45	36	6	1	1	1	—	—	—	—
8111	Automotive repair & maintenance .....	115	707	2 856	31	25	4	1	1	—	—	—	—	—
812	Personal & laundry services .....	236	1 051	4 156	24	14	3	6	—	—	1	—	—	—
8123	Drycleaning & laundry services .....	160	721	2 627	6	1	—	4	—	—	1	—	—	—
81233	Linen & uniform supply .....	(C)	(D)	(D)	1	—	—	—	—	—	1	—	—	—
813	Religious, grantmaking, civic, prof & like organizations .....	324	925	3 970	66	44	16	3	2	1	—	—	—	—
8131	Religious organizations .....	318	892	3 827	63	42	15	3	2	1	—	—	—	—
81311	Religious organizations .....	318	892	3 827	63	42	15	3	2	1	—	—	—	—
813110	Religious organizations .....	318	892	3 827	63	42	15	3	2	1	—	—	—	—
<b>99</b>	<b>Unclassified establishments .....</b>	<b>11</b>	<b>40</b>	<b>107</b>	<b>4</b>	<b>3</b>	<b>1</b>	—	—	—	—	—	—	—
<b>SCOTLAND</b>														
	<b>Total .....</b>	<b>15 219</b>	<b>91 606</b>	<b>363 754</b>	<b>698</b>	<b>350</b>	<b>154</b>	<b>88</b>	<b>56</b>	<b>18</b>	<b>21</b>	<b>8</b>	<b>2</b>	<b>1</b>
<b>11</b>	<b>Forestry, fishing, hunting, and agriculture support .....</b>	<b>(B)</b>	<b>(D)</b>	<b>(D)</b>	<b>6</b>	<b>5</b>	—	—	<b>1</b>	—	—	—	—	—
<b>21</b>	<b>Mining .....</b>	<b>(B)</b>	<b>(D)</b>	<b>(D)</b>	<b>1</b>	—	—	—	<b>1</b>	—	—	—	—	—
<b>22</b>	<b>Utilities .....</b>	<b>(A)</b>	<b>(D)</b>	<b>(D)</b>	<b>1</b>	<b>1</b>	—	—	—	—	—	—	—	—
<b>23</b>	<b>Construction .....</b>	<b>745</b>	<b>4 672</b>	<b>19 948</b>	<b>47</b>	<b>30</b>	<b>9</b>	<b>2</b>	<b>3</b>	<b>1</b>	<b>1</b>	<b>1</b>	—	—
234	Heavy construction .....	(E)	(D)	(D)	6	3	2	—	—	—	—	1	—	—
2341	Highway, street, bridge & tunnel construction .....	(E)	(D)	(D)	2	—	1	—	—	—	—	1	—	—
23411	Highway & street construction .....	(E)	(D)	(D)	2	—	1	—	—	—	—	1	—	—
235	Special trade contractors .....	323	1 634	6 709	22	14	3	—	3	1	1	—	—	—
2353	Electrical contractors .....	232	1 173	4 557	9	5	1	—	1	1	1	—	—	—
23531	Electrical contractors .....	232	1 173	4 557	9	5	1	—	1	1	1	—	—	—
235310	Electrical contractors .....	232	1 173	4 557	9	5	1	—	1	1	1	—	—	—
<b>31-33</b>	<b>Manufacturing .....</b>	<b>6 300</b>	<b>46 086</b>	<b>179 293</b>	<b>41</b>	<b>4</b>	<b>10</b>	<b>2</b>	<b>3</b>	<b>5</b>	<b>10</b>	<b>5</b>	<b>1</b>	<b>1</b>
313	Textile mills .....	1 510	9 238	38 706	6	—	—	—	—	1	3	2	—	—
3131	Fiber, yarn & thread mills .....	600	2 986	13 045	3	—	—	—	—	1	1	1	—	—
31311	Fiber, yarn & thread mills .....	600	2 986	13 045	3	—	—	—	—	1	1	1	—	—
3132	Fabric mills .....	910	6 252	25 661	3	—	—	—	—	—	2	1	—	—
31321	Broadwoven fabric mills .....	910	6 252	25 661	3	—	—	—	—	—	2	1	—	—
313210	Broadwoven fabric mills .....	910	6 252	25 661	3	—	—	—	—	—	2	1	—	—
314	Textile product mills .....	(G)	(D)	(D)	4	1	—	—	—	1	1	—	—	1
3141	Textile furnishings mills .....	(G)	(D)	(D)	2	—	—	—	—	1	—	—	—	1
31412	Curtain & linen mills .....	(G)	(D)	(D)	1	—	—	—	—	—	—	—	—	1
3149	Other textile product mills .....	(C)	(D)	(D)	2	1	—	—	—	—	1	—	—	—
31499	All other textile product mills .....	(C)	(D)	(D)	2	1	—	—	—	—	1	—	—	—
321	Wood product mfg .....	483	3 115	11 960	4	—	—	—	2	1	—	1	—	—
3219	Other wood product mfg .....	(E)	(D)	(D)	3	—	—	—	2	—	—	1	—	—
32199	All other wood product mfg .....	(E)	(D)	(D)	1	—	—	—	—	—	—	1	—	—
322	Paper mfg .....	(C)	(D)	(D)	1	—	—	—	—	—	1	—	—	—
3222	Converted paper product mfg .....	(C)	(D)	(D)	1	—	—	—	—	—	1	—	—	—
32221	Paperboard container mfg .....	(C)	(D)	(D)	1	—	—	—	—	—	1	—	—	—
326	Plastics & rubber products mfg .....	(E)	(D)	(D)	1	—	—	—	—	—	—	1	—	—
3262	Rubber product mfg .....	(E)	(D)	(D)	1	—	—	—	—	—	—	1	—	—
32629	Other rubber product mfg .....	(E)	(D)	(D)	1	—	—	—	—	—	—	1	—	—
327	Nonmetallic mineral product mfg .....	(E)	(D)	(D)	5	—	4	—	—	—	—	1	—	—
3272	Glass & glass product mfg .....	(E)	(D)	(D)	1	—	—	—	—	—	—	1	—	—
32721	Glass & glass product mfg .....	(E)	(D)	(D)	1	—	—	—	—	—	—	1	—	—
332	Fabricated metal product mfg .....	(E)	(D)	(D)	4	1	2	—	—	—	1	—	—	—
3323	Architectural & structural metals mfg .....	(C)	(D)	(D)	1	—	—	—	—	—	1	—	—	—
33231	Plate work & fabricated structural prod mfg .....	(C)	(D)	(D)	1	—	—	—	—	—	1	—	—	—

See footnotes at end of table.

**Table 6. Counties—Employees, Payroll, and Establishments by Industry: 2002—Con.**

[Excludes most government employees, railroad employees, and self-employed persons. Size class 1 to 4 includes establishments with payroll, but no employees, during mid-March pay period. (D) denotes figures withheld to avoid disclosing data for individual companies; the data are included in broader industry totals. Detailed industries with 100 or more employees are shown if industry was not a (D). For explanation of terms, abbreviations, and data reliability/comparability, see introductory text]

NAICS code	Industry	Number of employees for week including March 12	Payroll (\$1,000)		Total number of establishments	Number of establishments by employment-size class								
			First quarter	Annual		1 to 4	5 to 9	10 to 19	20 to 49	50 to 99	100 to 249	250 to 499	500 to 999	1,000 or more
<b>SCOTLAND—Con.</b>														
<b>31-33 Manufacturing—Con.</b>														
336	Transportation equipment mfg .....	630	6 476	27 842	6	-	-	1	-	1	4	-	-	-
3363	Motor vehicle parts mfg .....	(E)	(D)	(D)	4	-	-	-	-	1	3	-	-	-
33632	MV electrical & electronic equipment mfg .....	(E)	(D)	(D)	2	-	-	-	-	-	2	-	-	-
33635	MV transmission & power train parts mfg .....	(C)	(D)	(D)	1	-	-	-	-	-	1	-	-	-
3365	Railroad rolling stock mfg .....	(C)	(D)	(D)	1	-	-	-	-	-	1	-	-	-
33651	Railroad rolling stock mfg .....	(C)	(D)	(D)	1	-	-	-	-	-	1	-	-	-
339	Miscellaneous mfg .....	(F)	(D)	(D)	2	-	-	1	-	-	-	-	1	-
3391	Medical equipment & supplies mfg .....	(F)	(D)	(D)	1	-	-	-	-	-	-	-	1	-
33911	Medical equipment & supplies mfg .....	(F)	(D)	(D)	1	-	-	-	-	-	-	-	1	-
<b>42</b>	<b>Wholesale trade .....</b>	<b>324</b>	<b>2 260</b>	<b>9 120</b>	<b>26</b>	<b>13</b>	<b>7</b>	<b>2</b>	<b>3</b>	-	<b>1</b>	-	-	-
421	Wholesale trade, durable goods .....	136	1 076	4 398	18	9	5	2	2	-	-	-	-	-
422	Wholesale trade, nondurable goods .....	188	1 184	4 722	8	4	2	-	1	-	1	-	-	-
4223	Apparel, piece goods & notions whse .....	(C)	(D)	(D)	1	-	-	-	-	-	1	-	-	-
42232	Men's & boys' clothing & furnishings whse ...	(C)	(D)	(D)	1	-	-	-	-	-	1	-	-	-
<b>44-45</b>	<b>Retail trade .....</b>	<b>1 734</b>	<b>6 542</b>	<b>28 479</b>	<b>155</b>	<b>65</b>	<b>55</b>	<b>22</b>	<b>6</b>	<b>6</b>	-	<b>1</b>	-	-
441	Motor vehicle & parts dealers .....	137	668	3 597	16	5	6	3	2	-	-	-	-	-
444	Bldg material & garden equip & supp dealers .....	107	658	2 660	16	6	8	1	1	-	-	-	-	-
445	Food & beverage stores .....	366	1 212	4 693	21	10	5	1	2	3	-	-	-	-
4451	Grocery stores .....	(E)	(D)	(D)	17	7	4	1	2	3	-	-	-	-
44511	Grocery (except convenience) stores .....	301	1 031	3 944	6	-	1	-	2	3	-	-	-	-
445110	Grocery (except convenience) stores .....	301	1 031	3 944	6	-	1	-	2	3	-	-	-	-
447	Gasoline stations .....	216	819	3 174	30	14	10	5	-	1	-	-	-	-
4471	Gasoline stations .....	216	819	3 174	30	14	10	5	-	1	-	-	-	-
44711	Gasoline stations with convenience stores ...	131	488	1 986	22	10	8	4	-	-	-	-	-	-
447110	Gasoline stations with convenience stores .	131	488	1 986	22	10	8	4	-	-	-	-	-	-
448	Clothing & clothing accessories stores .....	106	304	1 286	14	6	5	2	1	-	-	-	-	-
452	General merchandise stores .....	537	1 689	7 794	11	-	7	1	-	2	-	1	-	-
4521	Department stores .....	471	1 474	6 895	3	-	-	-	-	2	-	1	-	-
45211	Department stores .....	471	1 474	6 895	3	-	-	-	-	2	-	1	-	-
452110	Department stores .....	471	1 474	6 895	3	-	-	-	-	2	-	1	-	-
<b>48-49</b>	<b>Transportation &amp; warehousing .....</b>	<b>127</b>	<b>779</b>	<b>3 138</b>	<b>22</b>	<b>15</b>	<b>3</b>	<b>3</b>	<b>1</b>	-	-	-	-	-
<b>51</b>	<b>Information .....</b>	<b>271</b>	<b>1 980</b>	<b>6 531</b>	<b>11</b>	<b>3</b>	<b>3</b>	<b>2</b>	<b>2</b>	-	<b>1</b>	-	-	-
513	Broadcasting & telecommunications .....	226	1 685	5 476	6	1	2	1	1	-	1	-	-	-
5133	Telecommunications .....	(C)	(D)	(D)	4	1	1	-	1	-	1	-	-	-
51331	Wired telecommunications carriers .....	(C)	(D)	(D)	3	1	-	-	1	-	1	-	-	-
<b>52</b>	<b>Finance &amp; insurance .....</b>	<b>243</b>	<b>1 545</b>	<b>5 928</b>	<b>42</b>	<b>28</b>	<b>7</b>	<b>5</b>	<b>2</b>	-	-	-	-	-
522	Credit intermediation & related activities .....	183	1 027	3 770	26	15	5	4	2	-	-	-	-	-
5221	Depository credit intermediation .....	134	719	2 630	13	4	4	3	2	-	-	-	-	-
52211	Commercial banking .....	103	564	2 010	10	2	4	3	1	-	-	-	-	-
522110	Commercial banking .....	103	564	2 010	10	2	4	3	1	-	-	-	-	-
<b>53</b>	<b>Real estate &amp; rental &amp; leasing .....</b>	<b>163</b>	<b>585</b>	<b>2 497</b>	<b>35</b>	<b>23</b>	<b>9</b>	<b>1</b>	<b>2</b>	-	-	-	-	-
<b>54</b>	<b>Professional, scientific &amp; technical services .....</b>	<b>138</b>	<b>748</b>	<b>3 791</b>	<b>35</b>	<b>26</b>	<b>5</b>	<b>3</b>	<b>1</b>	-	-	-	-	-
541	Professional, scientific & technical services .....	138	748	3 791	35	26	5	3	1	-	-	-	-	-
<b>55</b>	<b>Management of companies &amp; enterprises .</b>	<b>165</b>	<b>1 776</b>	<b>7 453</b>	<b>6</b>	<b>3</b>	-	<b>1</b>	-	<b>2</b>	-	-	-	-
551	Management of companies & enterprises .....	165	1 776	7 453	6	3	-	1	-	2	-	-	-	-
5511	Management of companies & enterprises .....	165	1 776	7 453	6	3	-	1	-	2	-	-	-	-
55111	Management of companies & enterprises .....	165	1 776	7 453	6	3	-	1	-	2	-	-	-	-
<b>56</b>	<b>Admin, support, waste mgt, remediation services .....</b>	<b>1 195</b>	<b>4 347</b>	<b>17 903</b>	<b>27</b>	<b>11</b>	<b>3</b>	<b>4</b>	<b>3</b>	<b>1</b>	<b>5</b>	-	-	-
561	Administrative & support services .....	(G)	(D)	(D)	26	11	3	3	3	1	5	-	-	-
5613	Employment services .....	1 069	3 379	13 933	9	1	1	-	1	1	5	-	-	-
56131	Employment placement agencies .....	(C)	(D)	(D)	1	-	-	-	-	1	-	-	-	-
56132	Temporary help services .....	(F)	(D)	(D)	8	1	1	-	1	1	4	-	-	-
<b>61</b>	<b>Educational services .....</b>	<b>522</b>	<b>1 630</b>	<b>6 380</b>	<b>6</b>	<b>2</b>	<b>1</b>	<b>1</b>	<b>1</b>	-	-	<b>1</b>	-	-
611	Educational services .....	522	1 630	6 380	6	2	1	1	1	-	-	1	-	-
6113	Colleges, universities & professional schools ...	(E)	(D)	(D)	1	-	-	-	-	-	-	1	-	-
61131	Colleges, universities & professional schools ...	(E)	(D)	(D)	1	-	-	-	-	-	-	1	-	-

See footnotes at end of table.



**Table 6. Counties—Employees, Payroll, and Establishments by Industry: 2002—Con.**

[Excludes most government employees, railroad employees, and self-employed persons. Size class 1 to 4 includes establishments with payroll, but no employees, during mid-March pay period. (D) denotes figures withheld to avoid disclosing data for individual companies; the data are included in broader industry totals. Detailed industries with 100 or more employees are shown if industry was not a (D). For explanation of terms, abbreviations, and data reliability/comparability, see introductory text]

NAICS code	Industry	Number of employees for week including March 12	Payroll (\$1,000)		Total number of establishments	Number of establishments by employment-size class								
			First quarter	Annual		1 to 4	5 to 9	10 to 19	20 to 49	50 to 99	100 to 249	250 to 499	500 to 999	1,000 or more
<b>SCOTLAND—Con.</b>														
<b>62</b>	<b>Health care and social assistance . . . . .</b>	<b>1 886</b>	<b>13 839</b>	<b>53 319</b>	<b>103</b>	<b>46</b>	<b>34</b>	<b>13</b>	<b>5</b>	<b>1</b>	<b>3</b>		<b>1</b>	
621	Ambulatory health care services . . . . .	591	4 634	20 913	62	26	25	6	3	1	1			
6211	Offices of physicians . . . . .	223	2 883	13 582	39	20	14	3	2					
62111	Offices of physicians . . . . .	223	2 883	13 582	39	20	14	3	2					
6216	Home health care services . . . . .	253	862	2 970	4			1	1	1	1			
62161	Home health care services . . . . .	253	862	2 970	4			1	1	1	1			
621610	Home health care services . . . . .	253	862	2 970	4			1	1	1	1			
622	Hospitals . . . . .	(F)	(D)	(D)	1								1	
6221	General medical & surgical hospitals . . . . .	(F)	(D)	(D)	1								1	
62211	General medical & surgical hospitals . . . . .	(F)	(D)	(D)	1								1	
623	Nursing & residential care facilities . . . . .	323	1 569	5 764	9	3	2	1	1		2			
6231	Nursing care facilities . . . . .	(C)	(D)	(D)	2				1		1			
62311	Nursing care facilities . . . . .	(C)	(D)	(D)	2				1		1			
6233	Community care facilities for the elderly . . . . .	152	811	3 182	3	2					1			
62331	Community care facilities for the elderly . . . . .	152	811	3 182	3	2					1			
624	Social assistance . . . . .	(C)	(D)	(D)	31	17	7	6	1					
6244	Child day care services . . . . .	(C)	(D)	(D)	21	10	7	3	1					
62441	Child day care services . . . . .	(C)	(D)	(D)	21	10	7	3	1					
<b>71</b>	<b>Arts, entertainment &amp; recreation . . . . .</b>	<b>(B)</b>	<b>(D)</b>	<b>(D)</b>	<b>7</b>	<b>3</b>		<b>4</b>						
<b>72</b>	<b>Accommodation &amp; food services . . . . .</b>	<b>795</b>	<b>1 823</b>	<b>7 590</b>	<b>42</b>	<b>10</b>	<b>1</b>	<b>12</b>	<b>18</b>	<b>1</b>				
722	Food services & drinking places . . . . .	700	1 585	6 467	36	10	1	7	17	1				
7221	Full-service restaurants . . . . .	257	615	2 402	13	5	1	2	4	1				
72211	Full-service restaurants . . . . .	257	615	2 402	13	5	1	2	4	1				
722110	Full-service restaurants . . . . .	257	615	2 402	13	5	1	2	4	1				
7222	Limited-service eating places . . . . .	404	864	3 596	20	4		4	12					
72221	Limited-service eating places . . . . .	404	864	3 596	20	4		4	12					
<b>81</b>	<b>Other services (except public administration) . . . . .</b>	<b>381</b>	<b>1 300</b>	<b>6 157</b>	<b>82</b>	<b>61</b>	<b>7</b>	<b>11</b>	<b>3</b>					
811	Repair & maintenance . . . . .	105	587	3 012	26	20	2	4						
813	Religious, grantmaking, civic, prof & like organizations . . . . .	213	510	2 264	44	33	3	5	3					
8131	Religious organizations . . . . .	184	417	1 859	35	26	2	4	3					
81311	Religious organizations . . . . .	184	417	1 859	35	26	2	4	3					
813110	Religious organizations . . . . .	184	417	1 859	35	26	2	4	3					
<b>95</b>	<b>Auxiliaries (exc corporate, subsidiary &amp; regional mgt) . . . . .</b>	<b>(B)</b>	<b>(D)</b>	<b>(D)</b>	<b>2</b>				<b>1</b>	<b>1</b>				
<b>99</b>	<b>Unclassified establishments . . . . .</b>	<b>(A)</b>	<b>(D)</b>	<b>(D)</b>	<b>1</b>	<b>1</b>								
<b>STANLY</b>														
	<b>Total . . . . .</b>	<b>17 692</b>	<b>105 681</b>	<b>425 708</b>	<b>1 405</b>	<b>766</b>	<b>298</b>	<b>163</b>	<b>110</b>	<b>39</b>	<b>22</b>	<b>6</b>	<b>1</b>	
<b>11</b>	<b>Forestry, fishing, hunting, and agriculture support . . . . .</b>	<b>29</b>	<b>166</b>	<b>773</b>	<b>6</b>	<b>3</b>	<b>3</b>							
<b>21</b>	<b>Mining . . . . .</b>	<b>(B)</b>	<b>(D)</b>	<b>(D)</b>	<b>1</b>				<b>1</b>					
<b>22</b>	<b>Utilities . . . . .</b>	<b>(B)</b>	<b>(D)</b>	<b>(D)</b>	<b>2</b>		<b>1</b>		<b>1</b>					
<b>23</b>	<b>Construction . . . . .</b>	<b>1 091</b>	<b>6 762</b>	<b>28 038</b>	<b>233</b>	<b>172</b>	<b>34</b>	<b>17</b>	<b>8</b>	<b>2</b>				
233	Building, developing & general contracting . . . . .	297	1 560	6 599	73	60	6	4	3					
2332	Residential building construction . . . . .	213	1 044	4 314	62	52	5	4	1					
23321	Single-family housing construction . . . . .	209	1 037	4 257	58	48	5	4	1					
233210	Single-family housing construction . . . . .	209	1 037	4 257	58	48	5	4	1					
234	Heavy construction . . . . .	168	1 238	5 251	12	7	2		1	2				
235	Special trade contractors . . . . .	626	3 964	16 188	148	105	26	13	4					
2351	Plumbing, heating & AC contractor . . . . .	187	1 584	5 935	27	15	6	4	2					
23511	Plumbing, heating & AC contractor . . . . .	187	1 584	5 935	27	15	6	4	2					
235110	Plumbing, heating & AC contractor . . . . .	187	1 584	5 935	27	15	6	4	2					
2355	Carpentry & floor contractors . . . . .	108	768	3 380	25	19	2	3	1					
23551	Carpentry contractors . . . . .	103	745	3 276	21	15	2	3	1					
235510	Carpentry contractors . . . . .	103	745	3 276	21	15	2	3	1					
<b>31-33</b>	<b>Manufacturing . . . . .</b>	<b>5 912</b>	<b>43 744</b>	<b>169 869</b>	<b>116</b>	<b>33</b>	<b>19</b>	<b>19</b>	<b>15</b>	<b>11</b>	<b>14</b>	<b>5</b>		
313	Textile mills . . . . .	1 089	7 434	27 494	11		1		4	2	3	1		
3131	Fiber, yarn & thread mills . . . . .	(E)	(D)	(D)	3		1				2			
31311	Fiber, yarn & thread mills . . . . .	(E)	(D)	(D)	3		1				2			
3132	Fabric mills . . . . .	(C)	(D)	(D)	4				3	1				
31324	Knit fabric mills . . . . .	144	607	2 417	3				2	1				
313241	Weft knit fabric mills . . . . .	144	607	2 417	3				2	1				
3133	Textile, fabric finishing, fabric coating mills . . . . .	563	3 948	15 002	4				1	1	1	1		
31331	Textile & fabric finishing mills . . . . .	563	3 948	15 002	4				1	1	1	1		
314	Textile product mills . . . . .	863	4 211	15 872	8	3		1		1	2	1		
3141	Textile furnishings mills . . . . .	840	4 142	15 531	5	1				1	2	1		
31411	Carpet & rug mills . . . . .	(E)	(D)	(D)	1							1		
31412	Curtain & linen mills . . . . .	(E)	(D)	(D)	4	1				1	2			
315	Apparel manufacturing . . . . .	271	948	4 822	15	6	2	2	4	1				
3151	Apparel knitting mills . . . . .	(C)	(D)	(D)	8	4		1	3					
31511	Hosiery & sock mills . . . . .	(C)	(D)	(D)	5	1		1	3					
3152	Cut & sew apparel mfg . . . . .	150	463	2 411	6	1	2	1	1	1				

See footnotes at end of table.

**Table 6. Counties—Employees, Payroll, and Establishments by Industry: 2002—Con.**

[Excludes most government employees, railroad employees, and self-employed persons. Size class 1 to 4 includes establishments with payroll, but no employees, during mid-March pay period. (D) denotes figures withheld to avoid disclosing data for individual companies; the data are included in broader industry totals. Detailed industries with 100 or more employees are shown if industry was not a (D). For explanation of terms, abbreviations, and data reliability/comparability, see introductory text]

NAICS code	Industry	Number of employees for week including March 12	Payroll (\$1,000)		Total number of establishments	Number of establishments by employment-size class								
			First quarter	Annual		1 to 4	5 to 9	10 to 19	20 to 49	50 to 99	100 to 249	250 to 499	500 to 999	1,000 or more
<b>STANLY—Con.</b>														
<b>31-33 Manufacturing—Con.</b>														
321	Wood product mfg . . . . .	1 216	8 544	35 253	15	2	4	2	—	2	4	1	—	—
3211	Sawmills & wood preservation . . . . .	(C)	(D)	(D)	2	—	1	—	—	—	1	—	—	—
32111	Sawmills & wood preservation . . . . .	(C)	(D)	(D)	2	—	1	—	—	—	1	—	—	—
3219	Other wood product mfg . . . . .	(F)	(D)	(D)	12	2	3	2	—	1	3	1	—	—
32191	Millwork . . . . .	149	1 085	4 696	6	1	2	2	—	—	1	—	—	—
32199	All other wood product mfg . . . . .	778	5 638	22 658	5	1	1	—	—	—	2	1	—	—
326	Plastics & rubber products mfg . . . . .	622	5 674	21 704	5	1	—	1	—	1	1	—	—	—
3261	Plastics product mfg . . . . .	(C)	(D)	(D)	3	1	—	1	—	—	1	—	—	—
32612	Plastics pipe, pipe fitting, & unsupported profile shape mfg . . . . .	(C)	(D)	(D)	1	—	—	—	—	—	1	—	—	—
3262	Rubber product mfg . . . . .	(E)	(D)	(D)	2	—	—	—	—	1	—	1	—	—
32621	Tire mfg . . . . .	(E)	(D)	(D)	1	—	—	—	—	—	—	1	—	—
327	Nonmetallic mineral product mfg . . . . .	600	6 177	22 850	8	1	—	4	—	2	—	1	—	—
3273	Cement & concrete product mfg . . . . .	(C)	(D)	(D)	5	1	—	3	—	1	—	—	—	—
32732	Ready-mix concrete mfg . . . . .	(C)	(D)	(D)	2	—	—	1	—	1	—	—	—	—
3279	Other nonmetallic mineral product mfg . . . . .	(E)	(D)	(D)	1	—	—	—	—	—	—	1	—	—
32799	All other nonmetallic mineral product mfg . . . . .	(E)	(D)	(D)	1	—	—	—	—	—	—	1	—	—
332	Fabricated metal product mfg . . . . .	477	4 621	17 435	10	3	2	1	2	—	2	—	—	—
3325	Hardware mfg . . . . .	(C)	(D)	(D)	1	—	—	—	—	—	1	—	—	—
33251	Hardware mfg . . . . .	(C)	(D)	(D)	1	—	—	—	—	—	1	—	—	—
3327	Mach shops, turn prod, screw, nut, bolt mfg . . . . .	(C)	(D)	(D)	7	2	2	1	1	—	1	—	—	—
33272	Turned product & screw, nut & bolt mfg . . . . .	(C)	(D)	(D)	2	—	—	—	1	—	1	—	—	—
335	Electrical equip, appliance & component mfg . . . . .	(C)	(D)	(D)	2	1	—	—	—	—	1	—	—	—
3359	Other electrical equipment & component mfg . . . . .	(C)	(D)	(D)	1	—	—	—	—	—	1	—	—	—
33593	Wiring device mfg . . . . .	(C)	(D)	(D)	1	—	—	—	—	—	1	—	—	—
337	Furniture & related product mfg . . . . .	348	2 661	10 405	15	7	1	3	1	2	1	—	—	—
3371	HH & institutional furniture & kitchen cabinet mfg . . . . .	126	819	3 674	10	7	—	2	—	1	—	—	—	—
3372	Office furniture (including fixtures) mfg . . . . .	222	1 842	6 731	5	—	1	1	1	1	1	—	—	—
33721	Office furniture (including fixtures) mfg . . . . .	222	1 842	6 731	5	—	1	1	1	1	1	—	—	—
<b>42</b>	<b>Wholesale trade . . . . .</b>	<b>837</b>	<b>7 345</b>	<b>30 179</b>	<b>68</b>	<b>39</b>	<b>14</b>	<b>6</b>	<b>7</b>	<b>1</b>	—	<b>1</b>	—	—
421	Wholesale trade, durable goods . . . . .	696	6 413	26 208	41	24	6	3	6	1	—	1	—	—
4216	Electrical goods whsle . . . . .	(E)	(D)	(D)	5	2	1	1	—	—	—	1	—	—
42161	Elec equip, wiring supp, const material whsle . . . . .	(E)	(D)	(D)	2	—	1	—	—	—	—	1	—	—
422	Wholesale trade, nondurable goods . . . . .	141	932	3 971	27	15	8	3	1	—	—	—	—	—
<b>44-45</b>	<b>Retail trade . . . . .</b>	<b>2 559</b>	<b>11 632</b>	<b>47 433</b>	<b>254</b>	<b>126</b>	<b>62</b>	<b>37</b>	<b>18</b>	<b>10</b>	<b>1</b>	—	—	—
441	Motor vehicle & parts dealers . . . . .	340	2 304	9 388	42	21	9	8	4	—	—	—	—	—
4411	Automobile dealers . . . . .	182	1 503	6 078	17	9	4	—	4	—	—	—	—	—
44111	New car dealers . . . . .	121	1 260	4 995	5	1	1	—	3	—	—	—	—	—
441110	New car dealers . . . . .	121	1 260	4 995	5	1	1	—	3	—	—	—	—	—
4413	Automotive parts, accessories & tire stores . . . . .	120	583	2 387	20	10	4	6	—	—	—	—	—	—
444	Bldg material & garden equip & supp dealers . . . . .	211	1 672	7 070	25	11	6	5	3	—	—	—	—	—
4441	Building material & supplies dealers . . . . .	162	1 328	5 145	15	6	2	4	3	—	—	—	—	—
44419	Other building material dealers . . . . .	128	826	3 803	12	5	2	3	2	—	—	—	—	—
444190	Other building material dealers . . . . .	128	826	3 803	12	5	2	3	2	—	—	—	—	—
445	Food & beverage stores . . . . .	596	1 958	7 955	27	13	3	3	—	8	—	—	—	—
4451	Grocery stores . . . . .	559	1 777	7 184	20	9	1	2	—	8	—	—	—	—
44511	Grocery (except convenience) stores . . . . .	531	1 729	6 895	10	1	—	1	—	8	—	—	—	—
445110	Grocery (except convenience) stores . . . . .	531	1 729	6 895	10	1	—	1	—	8	—	—	—	—
446	Health & personal care stores . . . . .	225	893	3 501	17	7	3	3	3	1	—	—	—	—
4461	Health & personal care stores . . . . .	225	893	3 501	17	7	3	3	3	1	—	—	—	—
44611	Pharmacies & drug stores . . . . .	128	590	2 343	9	1	2	3	3	—	—	—	—	—
446110	Pharmacies & drug stores . . . . .	128	590	2 343	9	1	2	3	3	—	—	—	—	—
447	Gasoline stations . . . . .	324	1 002	4 012	34	11	14	5	4	—	—	—	—	—
4471	Gasoline stations . . . . .	324	1 002	4 012	34	11	14	5	4	—	—	—	—	—
44711	Gasoline stations with convenience stores . . . . .	250	731	3 032	29	10	12	5	2	—	—	—	—	—
447110	Gasoline stations with convenience stores . . . . .	250	731	3 032	29	10	12	5	2	—	—	—	—	—
448	Clothing & clothing accessories stores . . . . .	138	430	1 676	21	12	6	1	2	—	—	—	—	—
452	General merchandise stores . . . . .	364	1 499	5 985	13	3	6	1	1	1	1	—	—	—
4521	Department stores . . . . .	290	1 279	5 098	3	—	—	—	1	1	1	—	—	—
45211	Department stores . . . . .	290	1 279	5 098	3	—	—	—	1	1	1	—	—	—
452110	Department stores . . . . .	290	1 279	5 098	3	—	—	—	1	1	1	—	—	—
453	Miscellaneous store retailers . . . . .	119	556	2 237	30	22	6	1	1	—	—	—	—	—
<b>48-49</b>	<b>Transportation &amp; warehousing . . . . .</b>	<b>89</b>	<b>528</b>	<b>2 713</b>	<b>26</b>	<b>21</b>	<b>4</b>	—	<b>1</b>	—	—	—	—	—
<b>51</b>	<b>Information . . . . .</b>	<b>129</b>	<b>691</b>	<b>3 035</b>	<b>10</b>	<b>4</b>	<b>2</b>	<b>1</b>	<b>2</b>	<b>1</b>	—	—	—	—
<b>52</b>	<b>Finance &amp; insurance . . . . .</b>	<b>438</b>	<b>2 927</b>	<b>11 583</b>	<b>68</b>	<b>37</b>	<b>20</b>	<b>6</b>	<b>5</b>	—	—	—	—	—
522	Credit intermediation & related activities . . . . .	354	2 213	8 734	40	17	13	5	5	—	—	—	—	—
5221	Depository credit intermediation . . . . .	(E)	(D)	(D)	22	1	11	5	5	—	—	—	—	—
52211	Commercial banking . . . . .	235	1 331	5 198	18	—	10	5	3	—	—	—	—	—
522110	Commercial banking . . . . .	235	1 331	5 198	18	—	10	5	3	—	—	—	—	—

See footnotes at end of table.

**Table 6. Counties—Employees, Payroll, and Establishments by Industry: 2002—Con.**

[Excludes most government employees, railroad employees, and self-employed persons. Size class 1 to 4 includes establishments with payroll, but no employees, during mid-March pay period. (D) denotes figures withheld to avoid disclosing data for individual companies; the data are included in broader industry totals. Detailed industries with 100 or more employees are shown if industry was not a (D). For explanation of terms, abbreviations, and data reliability/comparability, see introductory text]

NAICS code	Industry	Number of employees for week including March 12	Payroll (\$1,000)		Total number of establishments	Number of establishments by employment-size class								
			First quarter	Annual		1 to 4	5 to 9	10 to 19	20 to 49	50 to 99	100 to 249	250 to 499	500 to 999	1,000 or more
<b>STANLY—Con.</b>														
<b>53</b>	<b>Real estate &amp; rental &amp; leasing</b> .....	<b>253</b>	<b>1 456</b>	<b>5 649</b>	<b>37</b>	<b>22</b>	<b>10</b>	<b>3</b>	<b>1</b>	—	<b>1</b>	—	—	—
531	Real estate .....	153	1 009	3 770	22	17	3	1	—	—	1	—	—	—
5312	Offices of real estate agents & brokers .....	115	826	2 905	8	6	1	—	—	—	1	—	—	—
53121	Offices of real estate agents & brokers .....	115	826	2 905	8	6	1	—	—	—	1	—	—	—
531210	Offices of real estate agents & brokers .....	115	826	2 905	8	6	1	—	—	—	1	—	—	—
532	Rental & leasing services .....	100	447	1 879	15	5	7	2	1	—	—	—	—	—
<b>54</b>	<b>Professional, scientific &amp; technical services</b> .....	<b>302</b>	<b>1 859</b>	<b>7 465</b>	<b>74</b>	<b>47</b>	<b>20</b>	<b>6</b>	<b>1</b>	—	—	—	—	—
541	Professional, scientific & technical services .....	302	1 859	7 465	74	47	20	6	1	—	—	—	—	—
<b>55</b>	<b>Management of companies &amp; enterprises</b> .....	<b>101</b>	<b>1 061</b>	<b>3 950</b>	<b>4</b>	<b>1</b>	—	—	<b>2</b>	<b>1</b>	—	—	—	—
551	Management of companies & enterprises .....	101	1 061	3 950	4	1	—	—	2	1	—	—	—	—
5511	Management of companies & enterprises .....	101	1 061	3 950	4	1	—	—	2	1	—	—	—	—
55111	Management of companies & enterprises .....	101	1 061	3 950	4	1	—	—	2	1	—	—	—	—
<b>56</b>	<b>Admin, support, waste mgt, remediation services</b> .....	<b>450</b>	<b>1 562</b>	<b>7 239</b>	<b>46</b>	<b>30</b>	<b>7</b>	<b>3</b>	<b>2</b>	<b>4</b>	—	—	—	—
561	Administrative & support services .....	(E)	(D)	(D)	44	28	7	3	2	4	—	—	—	—
5613	Employment services .....	223	824	3 822	5	1	—	1	—	3	—	—	—	—
56132	Temporary help services .....	(C)	(D)	(D)	3	—	—	1	—	2	—	—	—	—
5617	Services to buildings & dwellings .....	146	479	2 295	28	18	6	2	2	—	—	—	—	—
<b>61</b>	<b>Educational services</b> .....	<b>231</b>	<b>1 464</b>	<b>6 283</b>	<b>9</b>	<b>3</b>	<b>4</b>	<b>1</b>	—	—	<b>1</b>	—	—	—
611	Educational services .....	231	1 464	6 283	9	3	4	1	—	—	1	—	—	—
6113	Colleges, universities & professional schools ...	(C)	(D)	(D)	1	—	—	—	—	—	1	—	—	—
61131	Colleges, universities & professional schools ...	(C)	(D)	(D)	1	—	—	—	—	—	1	—	—	—
<b>62</b>	<b>Health care and social assistance</b> .....	<b>2 574</b>	<b>15 805</b>	<b>65 099</b>	<b>150</b>	<b>57</b>	<b>42</b>	<b>30</b>	<b>14</b>	<b>3</b>	<b>3</b>	—	<b>1</b>	—
621	Ambulatory health care services .....	653	4 951	21 969	74	31	23	15	4	1	—	—	—	—
6211	Offices of physicians .....	314	3 069	14 502	47	19	18	9	1	—	—	—	—	—
62111	Offices of physicians .....	314	3 069	14 502	47	19	18	9	1	—	—	—	—	—
621111	Offices of physicians (exc mental health) ...	314	3 069	14 502	47	19	18	9	1	—	—	—	—	—
6216	Home health care services .....	200	952	3 459	4	—	—	—	3	1	—	—	—	—
62161	Home health care services .....	200	952	3 459	4	—	—	—	3	1	—	—	—	—
621610	Home health care services .....	200	952	3 459	4	—	—	—	3	1	—	—	—	—
622	Hospitals .....	(F)	(D)	(D)	1	—	—	—	—	—	—	—	—	1
6221	General medical & surgical hospitals .....	(F)	(D)	(D)	1	—	—	—	—	—	—	—	—	1
62211	General medical & surgical hospitals .....	(F)	(D)	(D)	1	—	—	—	—	—	—	—	—	1
623	Nursing & residential care facilities .....	866	3 803	15 891	34	7	10	9	4	1	3	—	—	—
6231	Nursing care facilities .....	538	2 356	10 128	5	1	—	—	—	1	3	—	—	—
62311	Nursing care facilities .....	538	2 356	10 128	5	1	—	—	—	1	3	—	—	—
623110	Nursing care facilities .....	538	2 356	10 128	5	1	—	—	—	1	3	—	—	—
6232	Residential mental retardation, health facil .....	(C)	(D)	(D)	23	5	8	8	2	—	—	—	—	—
62321	Residential mental retardation facilities .....	(C)	(D)	(D)	23	5	8	8	2	—	—	—	—	—
624	Social assistance .....	(E)	(D)	(D)	41	19	9	6	6	1	—	—	—	—
6241	Individual & family services .....	(C)	(D)	(D)	11	6	—	2	2	1	—	—	—	—
6244	Child day care services .....	280	851	3 589	28	11	9	4	4	—	—	—	—	—
62441	Child day care services .....	280	851	3 589	28	11	9	4	4	—	—	—	—	—
624410	Child day care services .....	280	851	3 589	28	11	9	4	4	—	—	—	—	—
<b>71</b>	<b>Arts, entertainment &amp; recreation</b> .....	<b>204</b>	<b>612</b>	<b>2 607</b>	<b>11</b>	<b>6</b>	<b>1</b>	<b>1</b>	<b>2</b>	—	<b>1</b>	—	—	—
713	Amusement, gambling & recreation industries ....	(C)	(D)	(D)	9	5	1	1	1	—	1	—	—	—
7139	Other amusement & recreation industries .....	(C)	(D)	(D)	9	5	1	1	1	—	1	—	—	—
71394	Fitness & recreational sports centers .....	(C)	(D)	(D)	5	4	—	—	—	—	1	—	—	—
<b>72</b>	<b>Accommodation &amp; food services</b> .....	<b>1 435</b>	<b>3 096</b>	<b>12 912</b>	<b>103</b>	<b>37</b>	<b>17</b>	<b>21</b>	<b>23</b>	<b>5</b>	—	—	—	—
722	Food services & drinking places .....	1 375	2 963	12 260	94	32	16	18	23	5	—	—	—	—
7221	Full-service restaurants .....	693	1 409	5 765	47	16	8	10	10	3	—	—	—	—
72211	Full-service restaurants .....	693	1 409	5 765	47	16	8	10	10	3	—	—	—	—
722110	Full-service restaurants .....	693	1 409	5 765	47	16	8	10	10	3	—	—	—	—
7222	Limited-service eating places .....	595	1 384	5 796	38	11	7	6	13	1	—	—	—	—
72221	Limited-service eating places .....	595	1 384	5 796	38	11	7	6	13	1	—	—	—	—
722211	Limited-service restaurants .....	587	1 377	5 772	35	9	6	6	13	1	—	—	—	—
<b>81</b>	<b>Other services (except public administration)</b> .....	<b>868</b>	<b>3 258</b>	<b>13 903</b>	<b>181</b>	<b>124</b>	<b>37</b>	<b>12</b>	<b>7</b>	<b>1</b>	—	—	—	—
811	Repair & maintenance .....	243	1 283	5 536	63	44	13	4	2	—	—	—	—	—
8111	Automotive repair & maintenance .....	(C)	(D)	(D)	32	24	6	1	1	—	—	—	—	—
812	Personal & laundry services .....	211	730	3 167	30	18	8	2	1	1	—	—	—	—
813	Religious, grantmaking, civic, prof & like organizations .....	414	1 245	5 200	88	62	16	6	4	—	—	—	—	—
8131	Religious organizations .....	365	923	3 859	79	55	16	5	3	—	—	—	—	—
81311	Religious organizations .....	365	923	3 859	79	55	16	5	3	—	—	—	—	—
813110	Religious organizations .....	365	923	3 859	79	55	16	5	3	—	—	—	—	—
<b>95</b>	<b>Auxiliaries (exc corporate, subsidiary &amp; regional mgt)</b> .....	<b>(C)</b>	<b>(D)</b>	<b>(D)</b>	<b>1</b>	—	—	—	—	—	<b>1</b>	—	—	—
<b>99</b>	<b>Unclassified establishments</b> .....	<b>9</b>	<b>19</b>	<b>29</b>	<b>5</b>	<b>4</b>	<b>1</b>	—	—	—	—	—	—	—

See footnotes at end of table.

**Table 6. Counties—Employees, Payroll, and Establishments by Industry: 2002—Con.**

[Excludes most government employees, railroad employees, and self-employed persons. Size class 1 to 4 includes establishments with payroll, but no employees, during mid-March pay period. (D) denotes figures withheld to avoid disclosing data for individual companies; the data are included in broader industry totals. Detailed industries with 100 or more employees are shown if industry was not a (D). For explanation of terms, abbreviations, and data reliability/comparability, see introductory text]

NAICS code	Industry	Number of employees for week including March 12	Payroll (\$1,000)		Total number of establishments	Number of establishments by employment-size class								
			First quarter	Annual		1 to 4	5 to 9	10 to 19	20 to 49	50 to 99	100 to 249	250 to 499	500 to 999	1,000 or more
<b>STOKES</b>														
	<b>Total</b> .....	<b>5 503</b>	<b>32 018</b>	<b>123 411</b>	<b>638</b>	<b>401</b>	<b>122</b>	<b>60</b>	<b>36</b>	<b>13</b>	<b>5</b>		<b>1</b>	
<b>11</b>	<b>Forestry, fishing, hunting, and agriculture support</b> .....	<b>(A)</b>	<b>(D)</b>	<b>(D)</b>	<b>8</b>	<b>8</b>								
<b>22</b>	<b>Utilities</b> .....	<b>(C)</b>	<b>(D)</b>	<b>(D)</b>	<b>1</b>						<b>1</b>			
221	Utilities .....	(C)	(D)	(D)	1						1			
2211	Elec pwr generation, transmsn & distribution ...	(C)	(D)	(D)	1						1			
22112	Electric pwr transmsn, control & distribution ..	(C)	(D)	(D)	1						1			
<b>23</b>	<b>Construction</b> .....	<b>950</b>	<b>6 692</b>	<b>20 442</b>	<b>137</b>	<b>91</b>	<b>25</b>	<b>13</b>	<b>4</b>	<b>3</b>	<b>1</b>			
233	Building, developing & general contracting .....	288	3 080	4 735	26	19	3	2	1		1			
2332	Residential building construction .....	240	2 797	3 612	23	19	2	1			1			
23321	Single-family housing construction .....	240	2 797	3 612	23	19	2	1			1			
233210	Single-family housing construction .....	240	2 797	3 612	23	19	2	1			1			
234	Heavy construction .....	109	624	2 737	12	8	2		1	1				
235	Special trade contractors .....	553	2 988	12 970	99	64	20	11	2	2				
2351	Plumbing, heating & AC contractor .....	155	884	3 779	27	20	3	3		1				
23511	Plumbing, heating & AC contractor .....	155	884	3 779	27	20	3	3		1				
235110	Plumbing, heating & AC contractor .....	155	884	3 779	27	20	3	3		1				
2353	Electrical contractors .....	135	875	3 618	16	9	4	1	1	1				
23531	Electrical contractors .....	135	875	3 618	16	9	4	1	1	1				
235310	Electrical contractors .....	135	875	3 618	16	9	4	1	1	1				
<b>31-33</b>	<b>Manufacturing</b> .....	<b>1 043</b>	<b>7 297</b>	<b>31 574</b>	<b>37</b>	<b>13</b>	<b>13</b>	<b>2</b>	<b>4</b>	<b>4</b>			<b>1</b>	
321	Wood product mfg .....	(C)	(D)	(D)	6	1	3	1		1				
331	Primary metal mfg .....	(F)	(D)	(D)	1								1	
3314	Nonferrous (exc alum) production & processing .	(F)	(D)	(D)	1								1	
33142	Copper rolling, drawing, extruding & alloying .	(F)	(D)	(D)	1								1	
<b>42</b>	<b>Wholesale trade</b> .....	<b>68</b>	<b>362</b>	<b>1 660</b>	<b>20</b>	<b>16</b>	<b>4</b>							
<b>44-45</b>	<b>Retail trade</b> .....	<b>791</b>	<b>3 356</b>	<b>13 841</b>	<b>115</b>	<b>64</b>	<b>31</b>	<b>11</b>	<b>6</b>	<b>3</b>				
445	Food & beverage stores .....	239	819	3 221	13	4	5	1		3				
4451	Grocery stores .....	(C)	(D)	(D)	11	4	3	1		3				
44511	Grocery (except convenience) stores .....	189	692	2 714	5	2				3				
445110	Grocery (except convenience) stores .....	189	692	2 714	5	2				3				
446	Health & personal care stores .....	105	471	2 169	8	2		4	2					
4461	Health & personal care stores .....	105	471	2 169	8	2		4	2					
44611	Pharmacies & drug stores .....	105	471	2 169	8	2		4	2					
446110	Pharmacies & drug stores .....	105	471	2 169	8	2		4	2					
447	Gasoline stations .....	116	360	1 429	26	13	11	2						
4471	Gasoline stations .....	116	360	1 429	26	13	11	2						
44711	Gasoline stations with convenience stores ...	107	307	1 210	22	10	10	2						
447110	Gasoline stations with convenience stores .	107	307	1 210	22	10	10	2						
<b>48-49</b>	<b>Transportation &amp; warehousing</b> .....	<b>76</b>	<b>631</b>	<b>2 657</b>	<b>19</b>	<b>15</b>	<b>3</b>		<b>1</b>					
<b>51</b>	<b>Information</b> .....	<b>58</b>	<b>293</b>	<b>1 226</b>	<b>9</b>	<b>5</b>	<b>2</b>	<b>1</b>	<b>1</b>					
<b>52</b>	<b>Finance &amp; insurance</b> .....	<b>136</b>	<b>612</b>	<b>2 609</b>	<b>30</b>	<b>21</b>	<b>5</b>	<b>3</b>	<b>1</b>					
522	Credit intermediation & related activities .....	110	442	1 862	14	7	3	3	1					
5221	Depository credit intermediation .....	106	424	1 774	10	3	3	3	1					
52211	Commercial banking .....	106	424	1 774	10	3	3	3	1					
522110	Commercial banking .....	106	424	1 774	10	3	3	3	1					
<b>53</b>	<b>Real estate &amp; rental &amp; leasing</b> .....	<b>(B)</b>	<b>(D)</b>	<b>(D)</b>	<b>12</b>	<b>11</b>	<b>1</b>							
<b>54</b>	<b>Professional, scientific &amp; technical services</b> .....	<b>147</b>	<b>693</b>	<b>2 935</b>	<b>44</b>	<b>36</b>	<b>4</b>	<b>4</b>						
541	Professional, scientific & technical services .....	147	693	2 935	44	36	4	4						
<b>55</b>	<b>Management of companies &amp; enterprises</b> .	<b>(A)</b>	<b>(D)</b>	<b>(D)</b>	<b>1</b>	<b>1</b>								
<b>56</b>	<b>Admin, support, waste mgt, remediation services</b> .....	<b>151</b>	<b>256</b>	<b>1 481</b>	<b>23</b>	<b>17</b>	<b>3</b>	<b>1</b>	<b>1</b>	<b>1</b>				
561	Administrative & support services .....	(C)	(D)	(D)	21	15	3	1	1	1				
<b>61</b>	<b>Educational services</b> .....	<b>(A)</b>	<b>(D)</b>	<b>(D)</b>	<b>4</b>	<b>4</b>								
<b>62</b>	<b>Health care and social assistance</b> .....	<b>798</b>	<b>4 992</b>	<b>19 495</b>	<b>47</b>	<b>20</b>	<b>7</b>	<b>12</b>	<b>4</b>	<b>2</b>	<b>2</b>			
621	Ambulatory health care services .....	142	1 204	4 506	25	14	6	4	1					
622	Hospitals .....	(C)	(D)	(D)	1					1				
6221	General medical & surgical hospitals .....	(C)	(D)	(D)	1					1				
62211	General medical & surgical hospitals .....	(C)	(D)	(D)	1					1				
623	Nursing & residential care facilities .....	387	1 887	7 489	10	2	1	2	2	2	1			
6231	Nursing care facilities .....	(E)	(D)	(D)	3					2	1			
62311	Nursing care facilities .....	(E)	(D)	(D)	3					2	1			
624	Social assistance .....	(C)	(D)	(D)	11	4		6	1					
6244	Child day care services .....	(C)	(D)	(D)	8	1		6	1					
62441	Child day care services .....	(C)	(D)	(D)	8	1		6	1					
<b>71</b>	<b>Arts, entertainment &amp; recreation</b> .....	<b>(B)</b>	<b>(D)</b>	<b>(D)</b>	<b>10</b>	<b>8</b>	<b>2</b>							

See footnotes at end of table.

**Table 6. Counties—Employees, Payroll, and Establishments by Industry: 2002—Con.**

[Excludes most government employees, railroad employees, and self-employed persons. Size class 1 to 4 includes establishments with payroll, but no employees, during mid-March pay period. (D) denotes figures withheld to avoid disclosing data for individual companies; the data are included in broader industry totals. Detailed industries with 100 or more employees are shown if industry was not a (D). For explanation of terms, abbreviations, and data reliability/comparability, see introductory text]

NAICS code	Industry	Number of employees for week including March 12	Payroll (\$1,000)		Total number of establishments	Number of establishments by employment-size class								
			First quarter	Annual		1 to 4	5 to 9	10 to 19	20 to 49	50 to 99	100 to 249	250 to 499	500 to 999	1,000 or more
<b>STOKES—Con.</b>														
<b>72</b>	<b>Accommodation &amp; food services</b>	<b>628</b>	<b>1 650</b>	<b>7 377</b>	<b>48</b>	<b>19</b>	<b>8</b>	<b>8</b>	<b>13</b>	—	—	—	—	—
722	Food services & drinking places	567	1 507	6 604	44	18	7	7	12	—	—	—	—	—
7221	Full-service restaurants	271	672	2 906	23	10	4	4	5	—	—	—	—	—
72211	Full-service restaurants	271	672	2 906	23	10	4	4	5	—	—	—	—	—
722110	Full-service restaurants	271	672	2 906	23	10	4	4	5	—	—	—	—	—
7222	Limited-service eating places	289	817	3 619	17	4	3	3	7	—	—	—	—	—
72221	Limited-service eating places	289	817	3 619	17	4	3	3	7	—	—	—	—	—
722211	Limited-service restaurants	289	817	3 619	17	4	3	3	7	—	—	—	—	—
<b>81</b>	<b>Other services (except public administration)</b>	<b>400</b>	<b>1 388</b>	<b>5 879</b>	<b>70</b>	<b>49</b>	<b>14</b>	<b>5</b>	<b>1</b>	—	<b>1</b>	—	—	—
811	Repair & maintenance	119	692	2 844	29	21	5	3	—	—	—	—	—	—
813	Religious, grantmaking, civic, prof & like organizations	242	552	2 359	33	25	5	1	1	—	1	—	—	—
8131	Religious organizations	115	321	1 294	26	21	3	1	1	—	—	—	—	—
81311	Religious organizations	115	321	1 294	26	21	3	1	1	—	—	—	—	—
813110	Religious organizations	115	321	1 294	26	21	3	1	1	—	—	—	—	—
8134	Civic & social organizations	(C)	(D)	(D)	2	—	1	—	—	—	1	—	—	—
81341	Civic & social organizations	(C)	(D)	(D)	2	—	1	—	—	—	1	—	—	—
<b>99</b>	<b>Unclassified establishments</b>	<b>(A)</b>	<b>(D)</b>	<b>(D)</b>	<b>3</b>	<b>3</b>	—	—	—	—	—	—	—	—
<b>SURRY</b>														
	<b>Total</b>	<b>31 763</b>	<b>189 310</b>	<b>772 052</b>	<b>1 811</b>	<b>984</b>	<b>343</b>	<b>220</b>	<b>174</b>	<b>45</b>	<b>27</b>	<b>11</b>	<b>5</b>	<b>2</b>
<b>11</b>	<b>Forestry, fishing, hunting, and agriculture support</b>	<b>18</b>	<b>49</b>	<b>255</b>	<b>7</b>	<b>6</b>	<b>1</b>	—	—	—	—	—	—	—
<b>21</b>	<b>Mining</b>	<b>(B)</b>	<b>(D)</b>	<b>(D)</b>	<b>3</b>	<b>1</b>	—	—	<b>2</b>	—	—	—	—	—
<b>22</b>	<b>Utilities</b>	<b>(C)</b>	<b>(D)</b>	<b>(D)</b>	<b>3</b>	—	—	<b>1</b>	<b>1</b>	<b>1</b>	—	—	—	—
221	Utilities	(C)	(D)	(D)	3	—	—	1	1	1	—	—	—	—
2211	Elec pwr generation, transmsn & distribution	(C)	(D)	(D)	3	—	—	1	1	1	—	—	—	—
22112	Electric pwr transmsn, control & distribution	(C)	(D)	(D)	3	—	—	1	1	1	—	—	—	—
<b>23</b>	<b>Construction</b>	<b>5 392</b>	<b>42 065</b>	<b>183 688</b>	<b>223</b>	<b>140</b>	<b>37</b>	<b>25</b>	<b>17</b>	<b>2</b>	<b>1</b>	—	—	<b>1</b>
233	Building, developing & general contracting	394	2 374	9 400	69	47	9	10	3	—	—	—	—	—
2332	Residential building construction	288	1 673	6 693	58	41	8	7	2	—	—	—	—	—
23321	Single-family housing construction	233	1 199	4 700	55	40	7	7	1	—	—	—	—	—
233210	Single-family housing construction	233	1 199	4 700	55	40	7	7	1	—	—	—	—	—
2333	Nonresidential building construction	(C)	(D)	(D)	10	5	1	3	1	—	—	—	—	—
234	Heavy construction	446	2 869	14 149	25	11	1	2	9	2	—	—	—	—
2341	Highway, street, bridge & tunnel construction	304	2 103	10 705	12	4	1	—	5	2	—	—	—	—
23411	Highway & street construction	(C)	(D)	(D)	10	4	1	—	4	1	—	—	—	—
2349	Other heavy construction	142	766	3 444	13	7	—	2	4	—	—	—	—	—
235	Special trade contractors	4 552	36 822	160 139	129	82	27	13	5	—	1	—	—	1
2351	Plumbing, heating & AC contractor	213	1 346	5 593	22	13	5	2	1	—	1	—	—	—
23511	Plumbing, heating & AC contractor	213	1 346	5 593	22	13	5	2	1	—	1	—	—	—
235110	Plumbing, heating & AC contractor	213	1 346	5 593	22	13	5	2	1	—	1	—	—	—
2353	Electrical contractors	(H)	(D)	(D)	22	13	5	2	1	—	—	—	—	1
23531	Electrical contractors	(H)	(D)	(D)	22	13	5	2	1	—	—	—	—	1
2356	Roofing, siding, & sheet metal contractors	131	532	2 238	10	3	3	2	2	—	—	—	—	—
23561	Roofing, siding, & sheet metal contractors	131	532	2 238	10	3	3	2	2	—	—	—	—	—
235610	Roofing, siding, & sheet metal contractors	131	532	2 238	10	3	3	2	2	—	—	—	—	—
2359	Other special trade contractors	(C)	(D)	(D)	24	16	4	3	1	—	—	—	—	—
<b>31-33</b>	<b>Manufacturing</b>	<b>10 329</b>	<b>61 844</b>	<b>234 518</b>	<b>136</b>	<b>49</b>	<b>16</b>	<b>13</b>	<b>28</b>	<b>4</b>	<b>12</b>	<b>10</b>	<b>3</b>	<b>1</b>
311	Food mfg	(F)	(D)	(D)	3	—	—	1	1	—	—	—	1	—
3116	Animal slaughtering & processing	(F)	(D)	(D)	2	—	—	—	1	—	—	—	1	—
31161	Animal slaughtering & processing	(F)	(D)	(D)	2	—	—	—	1	—	—	—	1	—
313	Textile mills	1 929	12 253	29 914	7	—	2	—	1	2	—	1	—	1
3132	Fabric mills	(G)	(D)	(D)	5	—	1	—	1	1	—	1	—	1
31321	Broadwoven fabric mills	(G)	(D)	(D)	2	—	—	—	1	—	—	—	—	1
31324	Knit fabric mills	(E)	(D)	(D)	2	—	1	—	—	—	—	1	—	—
314	Textile product mills	(E)	(D)	(D)	5	2	—	1	—	—	1	1	—	—
3141	Textile furnishings mills	(E)	(D)	(D)	2	1	—	—	—	—	—	1	—	—
31412	Curtain & linen mills	(E)	(D)	(D)	2	1	—	—	—	—	—	1	—	—
3149	Other textile product mills	(C)	(D)	(D)	3	1	—	1	—	—	1	—	—	—
31499	All other textile product mills	(C)	(D)	(D)	3	1	—	1	—	—	1	—	—	—
315	Apparel manufacturing	3 249	18 855	76 127	25	7	1	2	5	2	2	5	1	—
3151	Apparel knitting mills	(H)	(D)	(D)	17	3	1	—	4	2	1	5	1	—
31511	Hosiery & sock mills	(H)	(D)	(D)	15	2	1	—	4	2	1	4	1	—
315119	Other hosiery & sock mills	2 638	15 374	60 222	14	2	1	—	3	2	1	4	1	—
31519	Other apparel knitting mills	(E)	(D)	(D)	2	1	—	—	—	—	—	1	—	—
3152	Cut & sew apparel mfg	(C)	(D)	(D)	7	4	—	1	1	—	1	—	—	—
31529	Other cut & sew apparel mfg	(C)	(D)	(D)	1	—	—	—	—	—	1	—	—	—
321	Wood product mfg	315	2 466	10 665	13	6	2	1	3	—	1	—	—	—
3212	Veneer, plywood & engineered wood product mfg	(C)	(D)	(D)	2	—	—	—	1	—	1	—	—	—
32121	Veneer, plywood & engineered wood product mfg	(C)	(D)	(D)	2	—	—	—	1	—	1	—	—	—

See footnotes at end of table.

**Table 6. Counties—Employees, Payroll, and Establishments by Industry: 2002—Con.**

[Excludes most government employees, railroad employees, and self-employed persons. Size class 1 to 4 includes establishments with payroll, but no employees, during mid-March pay period. (D) denotes figures withheld to avoid disclosing data for individual companies; the data are included in broader industry totals. Detailed industries with 100 or more employees are shown if industry was not a (D). For explanation of terms, abbreviations, and data reliability/comparability, see introductory text]

NAICS code	Industry	Number of employees for week including March 12	Payroll (\$1,000)		Total number of establishments	Number of establishments by employment-size class								
			First quarter	Annual		1 to 4	5 to 9	10 to 19	20 to 49	50 to 99	100 to 249	250 to 499	500 to 999	1,000 or more
<b>SURRY—Con.</b>														
<b>31-33 Manufacturing—Con.</b>														
323	Printing & related support activities	279	1 565	5 944	11	4	3	1	2	—	1	—	—	—
3231	Printing & related support activities	279	1 565	5 944	11	4	3	1	2	—	1	—	—	—
32311	Printing	279	1 565	5 944	11	4	3	1	2	—	1	—	—	—
326	Plastics & rubber products mfg	319	2 810	10 537	6	1	—	1	2	—	2	—	—	—
3261	Plastics product mfg	319	2 810	10 537	6	1	—	1	2	—	2	—	—	—
32612	Plastics pipe, pipe fitting, & unsupported profile shape mfg	(C)	(D)	(D)	1	—	—	—	—	—	1	—	—	—
32615	Foam product (exc polystyrene) mfg	(C)	(D)	(D)	1	—	—	—	—	—	1	—	—	—
327	Nonmetallic mineral product mfg	(E)	(D)	(D)	8	2	2	1	2	—	1	—	—	—
3279	Other nonmetallic mineral product mfg	250	1 354	5 947	6	1	2	—	2	—	1	—	—	—
32799	All other nonmetallic mineral product mfg	250	1 354	5 947	6	1	2	—	2	—	1	—	—	—
327991	Cut stone & stone product mfg	250	1 354	5 947	6	1	2	—	2	—	1	—	—	—
331	Primary metal mfg	(C)	(D)	(D)	2	—	—	—	1	—	1	—	—	—
3312	Steel product mfg from purchased steel	(C)	(D)	(D)	1	—	—	—	—	—	1	—	—	—
33122	Rolling & drawing of purchased steel	(C)	(D)	(D)	1	—	—	—	—	—	1	—	—	—
332	Fabricated metal product mfg	615	3 827	15 774	23	13	3	1	4	—	1	1	—	—
3322	Cutlery & handtool mfg	(E)	(D)	(D)	1	—	—	—	—	—	—	1	—	—
33221	Cutlery & handtool mfg	(E)	(D)	(D)	1	—	—	—	—	—	—	1	—	—
3323	Architectural & structural metals mfg	233	1 216	6 011	9	4	—	1	3	—	1	—	—	—
33231	Plate work & fabricated structural prod mfg	(C)	(D)	(D)	7	3	—	1	2	—	1	—	—	—
333	Machinery mfg	(C)	(D)	(D)	4	2	—	1	—	—	1	—	—	—
3332	Industrial machinery mfg	(C)	(D)	(D)	1	—	—	—	—	—	1	—	—	—
33329	Other industrial machinery mfg	(C)	(D)	(D)	1	—	—	—	—	—	1	—	—	—
337	Furniture & related product mfg	1 246	6 759	29 497	11	5	—	1	2	—	1	1	1	—
3371	HH & institutional furniture & kitchen cabinet mfg	(G)	(D)	(D)	9	4	—	—	2	—	1	1	1	—
33712	Household & institutional furniture mfg	1 230	6 695	29 215	7	2	—	—	2	—	1	1	1	—
339	Miscellaneous mfg	408	2 495	10 569	8	3	1	—	3	—	—	1	—	—
3399	Other miscellaneous mfg	(E)	(D)	(D)	6	1	1	—	3	—	—	1	—	—
33995	Sign mfg	(C)	(D)	(D)	5	1	1	—	3	—	—	—	—	—
33999	All other misc mfg	(E)	(D)	(D)	1	—	—	—	—	—	—	1	—	—
<b>42</b>	<b>Wholesale trade</b>	<b>969</b>	<b>6 421</b>	<b>26 376</b>	<b>86</b>	<b>44</b>	<b>19</b>	<b>12</b>	<b>8</b>	<b>1</b>	<b>2</b>	—	—	—
421	Wholesale trade, durable goods	501	2 855	11 674	57	28	16	8	4	—	1	—	—	—
4213	Lumber & other construction materials whse	234	1 310	5 207	7	2	—	2	2	—	1	—	—	—
42131	Lumber, plywood, millwork & wood panel whse	(C)	(D)	(D)	5	1	—	1	2	—	1	—	—	—
422	Wholesale trade, nondurable goods	468	3 566	14 702	29	16	3	4	4	1	1	—	—	—
4223	Apparel, piece goods & notions whse	268	2 362	9 402	6	3	—	1	—	1	1	—	—	—
42233	Women's, children's, infants' clothing whse	(E)	(D)	(D)	4	1	—	1	—	1	1	—	—	—
<b>44-45</b>	<b>Retail trade</b>	<b>4 314</b>	<b>19 532</b>	<b>79 901</b>	<b>378</b>	<b>197</b>	<b>82</b>	<b>53</b>	<b>27</b>	<b>16</b>	<b>2</b>	—	<b>1</b>	—
441	Motor vehicle & parts dealers	630	4 016	15 780	57	27	10	10	8	2	—	—	—	—
4411	Automobile dealers	326	2 296	9 403	29	16	2	5	5	1	—	—	—	—
44111	New car dealers	250	1 788	7 504	10	2	—	2	5	1	—	—	—	—
441110	New car dealers	250	1 788	7 504	10	2	—	2	5	1	—	—	—	—
4413	Automotive parts, accessories & tire stores	286	1 633	5 972	24	9	6	5	3	1	—	—	—	—
44131	Automotive parts, accessories & tire stores	178	1 065	3 556	15	6	4	3	1	1	—	—	—	—
441310	Automotive parts, accessories & tire stores	178	1 065	3 556	15	6	4	3	1	1	—	—	—	—
44132	Tire dealers	108	568	2 416	9	3	2	2	2	—	—	—	—	—
441320	Tire dealers	108	568	2 416	9	3	2	2	2	—	—	—	—	—
444	Bldg material & garden equip & supp dealers	383	2 170	9 175	30	14	6	7	1	1	1	—	—	—
4441	Building material & supplies dealers	227	1 182	5 083	16	8	4	2	1	—	1	—	—	—
44411	Home centers	(C)	(D)	(D)	1	—	—	—	—	—	1	—	—	—
4442	Lawn & garden equip & supplies stores	156	988	4 092	14	6	2	5	—	1	—	—	—	—
44422	Nursery & garden centers	132	861	3 522	10	4	2	3	—	1	—	—	—	—
444220	Nursery & garden centers	132	861	3 522	10	4	2	3	—	1	—	—	—	—
445	Food & beverage stores	683	2 462	9 612	33	17	1	5	2	8	—	—	—	—
4451	Grocery stores	639	2 240	8 687	25	12	1	2	2	8	—	—	—	—
44511	Grocery (except convenience) stores	635	2 230	8 626	21	8	1	2	2	8	—	—	—	—
445110	Grocery (except convenience) stores	635	2 230	8 626	21	8	1	2	2	8	—	—	—	—
446	Health & personal care stores	243	1 253	5 832	23	6	3	12	2	—	—	—	—	—
4461	Health & personal care stores	243	1 253	5 832	23	6	3	12	2	—	—	—	—	—
44611	Pharmacies & drug stores	193	1 066	5 105	16	3	1	11	1	—	—	—	—	—
446110	Pharmacies & drug stores	193	1 066	5 105	16	3	1	11	1	—	—	—	—	—
447	Gasoline stations	372	1 617	6 538	66	42	19	3	1	1	—	—	—	—
4471	Gasoline stations	372	1 617	6 538	66	42	19	3	1	1	—	—	—	—
44711	Gasoline stations with convenience stores	235	991	3 989	53	35	14	3	1	—	—	—	—	—
447110	Gasoline stations with convenience stores	235	991	3 989	53	35	14	3	1	—	—	—	—	—
44719	Other gasoline stations	137	626	2 549	13	7	5	—	—	1	—	—	—	—
447190	Other gasoline stations	137	626	2 549	13	7	5	—	—	1	—	—	—	—
448	Clothing & clothing accessories stores	351	1 110	4 300	39	19	11	4	4	1	—	—	—	—
4481	Clothing stores	258	872	3 386	21	10	5	1	4	1	—	—	—	—
44814	Family clothing stores	196	689	2 654	6	—	1	—	4	1	—	—	—	—
448140	Family clothing stores	196	689	2 654	6	—	1	—	4	1	—	—	—	—

See footnotes at end of table.

**Table 6. Counties—Employees, Payroll, and Establishments by Industry: 2002—Con.**

[Excludes most government employees, railroad employees, and self-employed persons. Size class 1 to 4 includes establishments with payroll, but no employees, during mid-March pay period. (D) denotes figures withheld to avoid disclosing data for individual companies; the data are included in broader industry totals. Detailed industries with 100 or more employees are shown if industry was not a (D). For explanation of terms, abbreviations, and data reliability/comparability, see introductory text]

NAICS code	Industry	Number of employees for week including March 12	Payroll (\$1,000)		Total number of establishments	Number of establishments by employment-size class									
			First quarter	Annual		1 to 4	5 to 9	10 to 19	20 to 49	50 to 99	100 to 249	250 to 499	500 to 999	1,000 or more	
<b>SURRY—Con.</b>															
<b>44-45 Retail trade—Con.</b>															
452	General merchandise stores .....	1 056	3 850	15 902	29	9	10	3	3	2	1	—	1	—	
4521	Department stores .....	(F)	(D)	(D)	4	—	—	—	—	2	1	—	1	—	
45211	Department stores .....	(F)	(D)	(D)	4	—	—	—	—	2	1	—	1	—	
4529	Other general merchandise stores .....	(C)	(D)	(D)	25	9	10	3	3	—	—	—	—	—	
45299	All other general merchandise stores .....	(C)	(D)	(D)	25	9	10	3	3	—	—	—	—	—	
453	Miscellaneous store retailers .....	207	833	3 334	44	27	13	2	2	—	—	—	—	—	
454	Nonstore retailers .....	194	1 268	5 498	13	5	2	3	2	1	—	—	—	—	
4543	Direct selling establishments .....	(C)	(D)	(D)	12	5	2	2	2	1	—	—	—	—	
45431	Fuel dealers .....	166	1 145	4 887	8	2	1	2	2	1	—	—	—	—	
<b>48-49</b>	<b>Transportation &amp; warehousing .....</b>	<b>1 235</b>	<b>8 612</b>	<b>36 238</b>	<b>82</b>	<b>50</b>	<b>9</b>	<b>8</b>	<b>8</b>	<b>4</b>	<b>3</b>	—	—	—	
484	Truck transportation .....	1 044	6 882	28 896	74	46	7	8	7	4	2	—	—	—	
4841	General freight trucking .....	941	6 362	26 856	55	30	7	8	4	4	2	—	—	—	
48412	General freight trucking, long-distance .....	856	5 804	24 429	41	22	4	6	3	4	2	—	—	—	
484121	General freight trucking, long-distance, TL .....	731	4 878	20 697	37	21	4	4	3	3	2	—	—	—	
484122	General freight trucking, long-distance, LTL .....	125	926	3 732	4	1	—	2	—	1	—	—	—	—	
4842	Specialized freight trucking .....	103	520	2 040	19	16	—	—	3	—	—	—	—	—	
488	Transportation support activities .....	(C)	(D)	(D)	4	2	1	—	—	—	1	—	—	—	
4885	Freight transportation arrangement .....	(C)	(D)	(D)	2	1	—	—	—	—	1	—	—	—	
48851	Freight transportation arrangement .....	(C)	(D)	(D)	2	1	—	—	—	—	1	—	—	—	
<b>51</b>	<b>Information .....</b>	<b>449</b>	<b>3 237</b>	<b>12 310</b>	<b>31</b>	<b>17</b>	<b>2</b>	<b>5</b>	<b>3</b>	<b>4</b>	—	—	—	—	
513	Broadcasting & telecommunications .....	242	2 049	7 900	16	7	1	4	2	2	—	—	—	—	
5133	Telecommunications .....	(C)	(D)	(D)	9	6	—	1	—	2	—	—	—	—	
51331	Wired telecommunications carriers .....	(C)	(D)	(D)	5	2	—	1	—	2	—	—	—	—	
<b>52</b>	<b>Finance &amp; insurance .....</b>	<b>661</b>	<b>4 093</b>	<b>17 236</b>	<b>98</b>	<b>50</b>	<b>29</b>	<b>12</b>	<b>6</b>	<b>1</b>	—	—	—	—	
522	Credit intermediation & related activities .....	483	2 784	11 652	50	17	18	8	6	1	—	—	—	—	
5221	Depository credit intermediation .....	(E)	(D)	(D)	25	—	11	7	6	1	—	—	—	—	
52211	Commercial banking .....	359	1 968	7 941	24	—	11	7	5	1	—	—	—	—	
522110	Commercial banking .....	359	1 968	7 941	24	—	11	7	5	1	—	—	—	—	
524	Insurance carriers & related activities .....	141	971	4 358	35	23	9	3	—	—	—	—	—	—	
5242	Agencies & other insurance related activities .....	(C)	(D)	(D)	31	20	9	2	—	—	—	—	—	—	
52421	Insurance agencies & brokerages .....	119	816	3 684	29	18	9	2	—	—	—	—	—	—	
524210	Insurance agencies & brokerages .....	119	816	3 684	29	18	9	2	—	—	—	—	—	—	
<b>53</b>	<b>Real estate &amp; rental &amp; leasing .....</b>	<b>252</b>	<b>1 319</b>	<b>5 737</b>	<b>70</b>	<b>50</b>	<b>17</b>	<b>2</b>	<b>1</b>	—	—	—	—	—	
531	Real estate .....	101	410	1 750	43	38	4	1	—	—	—	—	—	—	
532	Rental & leasing services .....	151	909	3 987	27	12	13	1	1	—	—	—	—	—	
<b>54</b>	<b>Professional, scientific &amp; technical services .....</b>	<b>436</b>	<b>2 393</b>	<b>10 689</b>	<b>110</b>	<b>87</b>	<b>14</b>	<b>6</b>	<b>3</b>	—	—	—	—	—	
541	Professional, scientific & technical services .....	436	2 393	10 689	110	87	14	6	3	—	—	—	—	—	
5412	Accounting, tax prep, bookkeeping, payroll services .....	131	537	1 931	28	22	2	3	1	—	—	—	—	—	
54121	Accounting, tax prep, bookkeeping, payroll services .....	131	537	1 931	28	22	2	3	1	—	—	—	—	—	
<b>55</b>	<b>Management of companies &amp; enterprises .....</b>	<b>172</b>	<b>3 051</b>	<b>11 689</b>	<b>8</b>	<b>3</b>	—	<b>2</b>	<b>2</b>	<b>1</b>	—	—	—	—	
551	Management of companies & enterprises .....	172	3 051	11 689	8	3	—	2	2	1	—	—	—	—	
5511	Management of companies & enterprises .....	172	3 051	11 689	8	3	—	2	2	1	—	—	—	—	
55111	Management of companies & enterprises .....	172	3 051	11 689	8	3	—	2	2	1	—	—	—	—	
<b>56</b>	<b>Admin, support, waste mgt, remediation services .....</b>	<b>1 117</b>	<b>3 847</b>	<b>17 671</b>	<b>68</b>	<b>43</b>	<b>7</b>	<b>4</b>	<b>7</b>	<b>4</b>	<b>3</b>	—	—	—	
561	Administrative & support services .....	1 071	3 517	16 612	61	37	7	4	6	4	3	—	—	—	
5613	Employment services .....	545	1 640	8 919	6	—	—	—	1	3	2	—	—	—	
56132	Temporary help services .....	545	1 640	8 919	6	—	—	—	1	3	2	—	—	—	
561320	Temporary help services .....	545	1 640	8 919	6	—	—	—	1	3	2	—	—	—	
5617	Services to buildings & dwellings .....	322	1 201	4 855	37	24	6	4	2	—	1	—	—	—	
56173	Landscaping services .....	196	829	3 242	20	14	3	2	—	—	1	—	—	—	
561730	Landscaping services .....	196	829	3 242	20	14	3	2	—	—	1	—	—	—	
<b>61</b>	<b>Educational services .....</b>	<b>54</b>	<b>131</b>	<b>572</b>	<b>8</b>	<b>5</b>	<b>2</b>	—	<b>1</b>	—	—	—	—	—	
<b>62</b>	<b>Health care and social assistance .....</b>	<b>3 218</b>	<b>22 381</b>	<b>91 223</b>	<b>146</b>	<b>48</b>	<b>47</b>	<b>24</b>	<b>17</b>	<b>4</b>	<b>4</b>	<b>1</b>	<b>1</b>	—	
621	Ambulatory health care services .....	1 014	8 225	35 754	86	28	33	13	10	1	1	—	—	—	
6211	Offices of physicians .....	467	5 165	22 823	42	11	15	8	8	—	—	—	—	—	
62111	Offices of physicians .....	467	5 165	22 823	42	11	15	8	8	—	—	—	—	—	
6212	Offices of dentists .....	136	1 488	6 760	19	5	11	2	1	—	—	—	—	—	
62121	Offices of dentists .....	136	1 488	6 760	19	5	11	2	1	—	—	—	—	—	
621210	Offices of dentists .....	136	1 488	6 760	19	5	11	2	1	—	—	—	—	—	
6214	Outpatient care centers .....	120	693	2 287	5	3	—	1	—	1	—	—	—	—	
62149	Other outpatient care centers .....	120	693	2 287	5	3	—	1	—	1	—	—	—	—	
6216	Home health care services .....	225	529	2 279	3	—	—	1	1	—	1	—	—	—	
62161	Home health care services .....	225	529	2 279	3	—	—	1	1	—	1	—	—	—	
621610	Home health care services .....	225	529	2 279	3	—	—	1	1	—	1	—	—	—	
622	Hospitals .....	(G)	(D)	(D)	2	—	—	—	—	—	—	—	1	1	
6221	General medical & surgical hospitals .....	(G)	(D)	(D)	2	—	—	—	—	—	—	—	1	1	
62211	General medical & surgical hospitals .....	(G)	(D)	(D)	2	—	—	—	—	—	—	—	1	1	

See footnotes at end of table.

**Table 6. Counties—Employees, Payroll, and Establishments by Industry: 2002—Con.**

[Excludes most government employees, railroad employees, and self-employed persons. Size class 1 to 4 includes establishments with payroll, but no employees, during mid-March pay period. (D) denotes figures withheld to avoid disclosing data for individual companies; the data are included in broader industry totals. Detailed industries with 100 or more employees are shown if industry was not a (D). For explanation of terms, abbreviations, and data reliability/comparability, see introductory text]

NAICS code	Industry	Number of employees for week including March 12	Payroll (\$1,000)		Total number of establishments	Number of establishments by employment-size class								
			First quarter	Annual		1 to 4	5 to 9	10 to 19	20 to 49	50 to 99	100 to 249	250 to 499	500 to 999	1,000 or more
<b>SURRY—Con.</b>														
<b>62 Health care and social assistance—Con.</b>														
623	Nursing & residential care facilities .....	823	3 808	15 800	25	3	7	5	5	2	3	-	-	-
6231	Nursing care facilities.....	444	2 243	9 336	5	1	-	-	1	-	3	-	-	-
62311	Nursing care facilities.....	444	2 243	9 336	5	1	-	-	1	-	3	-	-	-
623110	Nursing care facilities.....	444	2 243	9 336	5	1	-	-	1	-	3	-	-	-
6232	Residential mental retardation, health facil .....	(C)	(D)	(D)	12	2	6	3	-	1	-	-	-	-
62321	Residential mental retardation facilities .....	(C)	(D)	(D)	11	2	6	2	-	1	-	-	-	-
6233	Community care facilities for the elderly .....	208	789	3 137	7	-	1	2	3	1	-	-	-	-
62331	Community care facilities for the elderly .....	208	789	3 137	7	-	1	2	3	1	-	-	-	-
624	Social assistance .....	(E)	(D)	(D)	33	17	7	6	2	1	-	-	-	-
6244	Child day care services .....	(C)	(D)	(D)	23	11	5	5	1	1	-	-	-	-
62441	Child day care services .....	(C)	(D)	(D)	23	11	5	5	1	1	-	-	-	-
<b>71</b>	<b>Arts, entertainment &amp; recreation .....</b>	<b>225</b>	<b>680</b>	<b>2 996</b>	<b>25</b>	<b>13</b>	<b>6</b>	<b>2</b>	<b>4</b>	-	-	-	-	-
713	Amusement, gambling & recreation industries ....	(C)	(D)	(D)	23	12	5	2	4	-	-	-	-	-
7139	Other amusement & recreation industries .....	205	629	2 759	20	9	5	2	4	-	-	-	-	-
71391	Golf courses & country clubs .....	114	418	2 013	9	3	2	2	2	-	-	-	-	-
713910	Golf courses & country clubs .....	114	418	2 013	9	3	2	2	2	-	-	-	-	-
<b>72</b>	<b>Accommodation &amp; food services .....</b>	<b>1 767</b>	<b>4 030</b>	<b>18 107</b>	<b>131</b>	<b>47</b>	<b>15</b>	<b>36</b>	<b>32</b>	<b>1</b>	-	-	-	-
722	Food services & drinking places .....	1 702	3 828	17 091	121	43	11	34	32	1	-	-	-	-
7221	Full-service restaurants .....	634	1 431	5 943	57	23	8	16	10	-	-	-	-	-
72211	Full-service restaurants .....	634	1 431	5 943	57	23	8	16	10	-	-	-	-	-
722110	Full-service restaurants .....	634	1 431	5 943	57	23	8	16	10	-	-	-	-	-
7222	Limited-service eating places .....	1 035	2 249	10 397	54	13	-	18	22	1	-	-	-	-
72221	Limited-service eating places .....	1 035	2 249	10 397	54	13	-	18	22	1	-	-	-	-
<b>81</b>	<b>Other services (except public administration) .....</b>	<b>905</b>	<b>3 264</b>	<b>13 137</b>	<b>190</b>	<b>130</b>	<b>38</b>	<b>15</b>	<b>6</b>	<b>1</b>	-	-	-	-
811	Repair & maintenance .....	216	1 151	4 400	54	37	13	4	-	-	-	-	-	-
8111	Automotive repair & maintenance .....	178	998	3 721	40	26	10	4	-	-	-	-	-	-
812	Personal & laundry services .....	256	869	3 586	36	18	11	5	1	1	-	-	-	-
8121	Personal care services .....	127	334	1 371	18	10	5	2	-	1	-	-	-	-
813	Religious, grantmaking, civic, prof & like organizations .....	433	1 244	5 151	100	75	14	6	5	-	-	-	-	-
8131	Religious organizations .....	343	947	3 795	86	67	11	4	4	-	-	-	-	-
81311	Religious organizations .....	343	947	3 795	86	67	11	4	4	-	-	-	-	-
813110	Religious organizations .....	343	947	3 795	86	67	11	4	4	-	-	-	-	-
<b>95</b>	<b>Auxiliaries (exc corporate, subsidiary &amp; regional mgt) .....</b>	<b>84</b>	<b>493</b>	<b>2 065</b>	<b>3</b>	-	<b>1</b>	-	<b>1</b>	<b>1</b>	-	-	-	-
<b>99</b>	<b>Unclassified establishments .....</b>	<b>8</b>	<b>43</b>	<b>127</b>	<b>5</b>	<b>4</b>	<b>1</b>	-	-	-	-	-	-	-
<b>SWAIN</b>														
	<b>Total .....</b>	<b>5 630</b>	<b>29 115</b>	<b>139 739</b>	<b>451</b>	<b>256</b>	<b>79</b>	<b>64</b>	<b>39</b>	<b>9</b>	<b>2</b>	<b>1</b>	-	<b>1</b>
<b>11</b>	<b>Forestry, fishing, hunting, and agriculture support .....</b>	<b>(A)</b>	<b>(D)</b>	<b>(D)</b>	<b>2</b>	<b>1</b>	-	<b>1</b>	-	-	-	-	-	-
<b>21</b>	<b>Mining .....</b>	<b>(A)</b>	<b>(D)</b>	<b>(D)</b>	<b>1</b>	<b>1</b>	-	-	-	-	-	-	-	-
<b>22</b>	<b>Utilities .....</b>	<b>(B)</b>	<b>(D)</b>	<b>(D)</b>	<b>3</b>	<b>1</b>	-	<b>1</b>	<b>1</b>	-	-	-	-	-
<b>23</b>	<b>Construction .....</b>	<b>190</b>	<b>1 041</b>	<b>5 526</b>	<b>38</b>	<b>26</b>	<b>8</b>	<b>2</b>	<b>2</b>	-	-	-	-	-
<b>31-33</b>	<b>Manufacturing .....</b>	<b>314</b>	<b>1 686</b>	<b>8 725</b>	<b>11</b>	<b>3</b>	-	<b>4</b>	<b>3</b>	-	<b>1</b>	-	-	-
326	Plastics & rubber products mfg .....	(C)	(D)	(D)	2	1	-	-	-	-	1	-	-	-
3261	Plastics product mfg .....	(C)	(D)	(D)	2	1	-	-	-	-	1	-	-	-
32619	Other plastics product mfg .....	(C)	(D)	(D)	2	1	-	-	-	-	1	-	-	-
<b>42</b>	<b>Wholesale trade .....</b>	<b>135</b>	<b>707</b>	<b>3 004</b>	<b>12</b>	<b>5</b>	<b>3</b>	<b>1</b>	<b>3</b>	-	-	-	-	-
<b>44-45</b>	<b>Retail trade .....</b>	<b>528</b>	<b>1 721</b>	<b>8 974</b>	<b>116</b>	<b>80</b>	<b>21</b>	<b>12</b>	<b>2</b>	<b>1</b>	-	-	-	-
445	Food & beverage stores .....	170	503	2 360	18	10	3	4	-	1	-	-	-	-
4451	Grocery stores .....	154	462	2 088	9	1	3	4	-	1	-	-	-	-
44511	Grocery (except convenience) stores .....	122	406	1 759	4	-	-	3	-	1	-	-	-	-
445110	Grocery (except convenience) stores .....	122	406	1 759	4	-	-	3	-	1	-	-	-	-
453	Miscellaneous store retailers .....	101	303	2 262	38	32	3	3	-	-	-	-	-	-
<b>48-49</b>	<b>Transportation &amp; warehousing .....</b>	<b>(B)</b>	<b>(D)</b>	<b>(D)</b>	<b>4</b>	<b>2</b>	-	<b>1</b>	<b>1</b>	-	-	-	-	-
<b>51</b>	<b>Information .....</b>	<b>28</b>	<b>127</b>	<b>718</b>	<b>9</b>	<b>6</b>	<b>3</b>	-	-	-	-	-	-	-
<b>52</b>	<b>Finance &amp; insurance .....</b>	<b>74</b>	<b>427</b>	<b>1 820</b>	<b>12</b>	<b>5</b>	<b>6</b>	<b>1</b>	-	-	-	-	-	-
<b>53</b>	<b>Real estate &amp; rental &amp; leasing .....</b>	<b>(B)</b>	<b>(D)</b>	<b>(D)</b>	<b>13</b>	<b>9</b>	<b>2</b>	<b>2</b>	-	-	-	-	-	-
<b>54</b>	<b>Professional, scientific &amp; technical services .....</b>	<b>72</b>	<b>440</b>	<b>2 081</b>	<b>15</b>	<b>8</b>	<b>4</b>	<b>3</b>	-	-	-	-	-	-
<b>56</b>	<b>Admin, support, waste mgt, remediation services .....</b>	<b>138</b>	<b>1 702</b>	<b>6 117</b>	<b>14</b>	<b>9</b>	<b>1</b>	<b>1</b>	<b>3</b>	-	-	-	-	-
561	Administrative & support services .....	(C)	(D)	(D)	13	9	1	1	2	-	-	-	-	-
<b>61</b>	<b>Educational services .....</b>	<b>(E)</b>	<b>(D)</b>	<b>(D)</b>	<b>5</b>	<b>2</b>	<b>1</b>	<b>1</b>	-	-	-	<b>1</b>	-	-
611	Educational services .....	(E)	(D)	(D)	5	2	1	1	-	-	-	1	-	-
6111	Elementary & secondary schools .....	(E)	(D)	(D)	3	2	-	-	-	-	-	1	-	-
61111	Elementary & secondary schools .....	(E)	(D)	(D)	3	2	-	-	-	-	-	1	-	-

See footnotes at end of table.



**Table 6. Counties—Employees, Payroll, and Establishments by Industry: 2002—Con.**

[Excludes most government employees, railroad employees, and self-employed persons. Size class 1 to 4 includes establishments with payroll, but no employees, during mid-March pay period. (D) denotes figures withheld to avoid disclosing data for individual companies; the data are included in broader industry totals. Detailed industries with 100 or more employees are shown if industry was not a (D). For explanation of terms, abbreviations, and data reliability/comparability, see introductory text]

NAICS code	Industry	Number of employees for week including March 12	Payroll (\$1,000)		Total number of establishments	Number of establishments by employment-size class								
			First quarter	Annual		1 to 4	5 to 9	10 to 19	20 to 49	50 to 99	100 to 249	250 to 499	500 to 999	1,000 or more
<b>SWAIN—Con.</b>														
<b>62</b>	<b>Health care and social assistance</b>	<b>751</b>	<b>4 426</b>	<b>18 623</b>	<b>37</b>	<b>5</b>	<b>11</b>	<b>12</b>	<b>3</b>	<b>6</b>	—	—	—	—
621	Ambulatory health care services	118	1 017	4 508	11	1	4	5	1	—	—	—	—	—
623	Nursing & residential care facilities	(C)	(D)	(D)	3	—	—	—	1	2	—	—	—	—
6231	Nursing care facilities	(C)	(D)	(D)	2	—	—	—	—	2	—	—	—	—
62311	Nursing care facilities	(C)	(D)	(D)	2	—	—	—	—	2	—	—	—	—
624	Social assistance	396	1 838	8 010	22	4	7	7	1	3	—	—	—	—
6241	Individual & family services	(C)	(D)	(D)	7	2	1	2	—	2	—	—	—	—
62419	Other individual & family services	(C)	(D)	(D)	3	1	—	1	—	1	—	—	—	—
6244	Child day care services	130	565	2 428	9	1	6	1	—	1	—	—	—	—
62441	Child day care services	130	565	2 428	9	1	6	1	—	1	—	—	—	—
624410	Child day care services	130	565	2 428	9	1	6	1	—	1	—	—	—	—
<b>71</b>	<b>Arts, entertainment &amp; recreation</b>	<b>291</b>	<b>1 163</b>	<b>7 923</b>	<b>23</b>	<b>14</b>	<b>2</b>	<b>4</b>	<b>2</b>	—	<b>1</b>	—	—	—
713	Amusement, gambling & recreation industries	249	923	6 022	17	12	—	2	2	—	1	—	—	—
7139	Other amusement & recreation industries	(C)	(D)	(D)	16	12	—	1	2	—	1	—	—	—
71399	All other amusement & recreation industries	215	762	5 277	12	9	—	—	2	—	1	—	—	—
713990	All other amusement & recreation industries	215	762	5 277	12	9	—	—	2	—	1	—	—	—
<b>72</b>	<b>Accommodation &amp; food services</b>	<b>2 391</b>	<b>10 970</b>	<b>57 229</b>	<b>98</b>	<b>48</b>	<b>11</b>	<b>18</b>	<b>18</b>	<b>2</b>	—	—	—	<b>1</b>
721	Accommodation	1 854	9 773	50 346	58	35	5	9	7	1	—	—	—	1
7211	Traveler accommodation	1 835	9 703	49 151	47	25	5	8	7	1	—	—	—	1
72111	Hotels (exc casino hotels) & motels	(E)	(D)	(D)	40	20	5	8	6	1	—	—	—	—
72112	Casino hotels	(G)	(D)	(D)	1	—	—	—	—	—	—	—	—	1
722	Food services & drinking places	537	1 197	6 883	40	13	6	9	11	1	—	—	—	—
7221	Full-service restaurants	(C)	(D)	(D)	16	6	3	4	3	—	—	—	—	—
72211	Full-service restaurants	(C)	(D)	(D)	16	6	3	4	3	—	—	—	—	—
7222	Limited-service eating places	388	911	4 642	23	6	3	5	8	1	—	—	—	—
72221	Limited-service eating places	388	911	4 642	23	6	3	5	8	1	—	—	—	—
<b>81</b>	<b>Other services (except public administration)</b>	<b>110</b>	<b>405</b>	<b>1 862</b>	<b>34</b>	<b>27</b>	<b>6</b>	—	<b>1</b>	—	—	—	—	—
<b>99</b>	<b>Unclassified establishments</b>	—	—	<b>119</b>	<b>4</b>	<b>4</b>	—	—	—	—	—	—	—	—
<b>TRANSYLVANIA</b>														
	<b>Total</b>	<b>8 226</b>	<b>47 993</b>	<b>191 197</b>	<b>756</b>	<b>436</b>	<b>157</b>	<b>91</b>	<b>49</b>	<b>12</b>	<b>7</b>	<b>2</b>	<b>2</b>	—
<b>11</b>	<b>Forestry, fishing, hunting, and agriculture support</b>	(A)	(D)	(D)	1	1	—	—	—	—	—	—	—	—
<b>22</b>	<b>Utilities</b>	(B)	(D)	(D)	4	2	—	2	—	—	—	—	—	—
<b>23</b>	<b>Construction</b>	<b>689</b>	<b>4 407</b>	<b>19 784</b>	<b>132</b>	<b>80</b>	<b>34</b>	<b>13</b>	<b>5</b>	—	—	—	—	—
233	Building, developing & general contracting	(C)	(D)	(D)	58	37	18	2	1	—	—	—	—	—
2332	Residential building construction	(C)	(D)	(D)	56	36	18	2	—	—	—	—	—	—
23321	Single-family housing construction	214	1 329	5 978	55	35	18	2	—	—	—	—	—	—
233210	Single-family housing construction	214	1 329	5 978	55	35	18	2	—	—	—	—	—	—
235	Special trade contractors	397	2 230	9 269	65	38	14	9	4	—	—	—	—	—
<b>31-33</b>	<b>Manufacturing</b>	<b>1 715</b>	<b>14 342</b>	<b>44 947</b>	<b>34</b>	<b>18</b>	<b>1</b>	<b>6</b>	<b>4</b>	<b>2</b>	<b>1</b>	—	<b>2</b>	—
313	Textile mills	(F)	(D)	(D)	2	1	—	—	—	—	—	—	1	—
3131	Fiber, yarn & thread mills	(F)	(D)	(D)	1	—	—	—	—	—	—	—	1	—
31311	Fiber, yarn & thread mills	(F)	(D)	(D)	1	—	—	—	—	—	—	—	1	—
322	Paper mfg	(F)	(D)	(D)	1	—	—	—	—	—	—	—	1	—
3221	Pulp, paper & paperboard mills	(F)	(D)	(D)	1	—	—	—	—	—	—	—	1	—
32212	Paper mills	(F)	(D)	(D)	1	—	—	—	—	—	—	—	1	—
332	Fabricated metal product mfg	181	1 044	4 672	5	2	1	1	—	—	1	—	—	—
3326	Spring & wire product mfg	(C)	(D)	(D)	3	1	—	1	—	—	1	—	—	—
33261	Spring & wire product mfg	(C)	(D)	(D)	3	1	—	1	—	—	1	—	—	—
<b>42</b>	<b>Wholesale trade</b>	<b>68</b>	<b>665</b>	<b>3 399</b>	<b>16</b>	<b>13</b>	<b>1</b>	<b>1</b>	<b>1</b>	—	—	—	—	—
<b>44-45</b>	<b>Retail trade</b>	<b>1 258</b>	<b>5 364</b>	<b>23 484</b>	<b>110</b>	<b>55</b>	<b>26</b>	<b>17</b>	<b>6</b>	<b>4</b>	<b>2</b>	—	—	—
441	Motor vehicle & parts dealers	161	868	3 785	15	5	5	3	1	1	—	—	—	—
444	Bldg material & garden equip & supp dealers	145	1 017	4 437	16	9	2	3	2	—	—	—	—	—
4441	Building material & supplies dealers	133	977	4 292	12	6	1	3	2	—	—	—	—	—
445	Food & beverage stores	314	1 064	4 632	13	5	3	1	1	2	1	—	—	—
4451	Grocery stores	(E)	(D)	(D)	11	4	2	1	1	2	1	—	—	—
44511	Grocery (except convenience) stores	294	986	4 175	8	3	—	1	1	2	1	—	—	—
445110	Grocery (except convenience) stores	294	986	4 175	8	3	—	1	1	2	1	—	—	—
452	General merchandise stores	274	1 094	4 571	4	—	2	—	—	1	1	—	—	—
4521	Department stores	(E)	(D)	(D)	2	—	—	—	—	1	1	—	—	—
45211	Department stores	(E)	(D)	(D)	2	—	—	—	—	1	1	—	—	—
<b>48-49</b>	<b>Transportation &amp; warehousing</b>	<b>45</b>	<b>205</b>	<b>879</b>	<b>9</b>	<b>5</b>	<b>2</b>	<b>2</b>	—	—	—	—	—	—
<b>51</b>	<b>Information</b>	<b>(C)</b>	<b>(D)</b>	<b>(D)</b>	<b>6</b>	<b>2</b>	<b>1</b>	—	<b>2</b>	<b>1</b>	—	—	—	—
<b>52</b>	<b>Finance &amp; insurance</b>	<b>311</b>	<b>2 057</b>	<b>8 432</b>	<b>37</b>	<b>17</b>	<b>6</b>	<b>11</b>	<b>3</b>	—	—	—	—	—
522	Credit intermediation & related activities	210	1 240	5 070	17	4	3	8	2	—	—	—	—	—
5221	Depository credit intermediation	193	1 152	4 625	14	2	3	7	2	—	—	—	—	—
52211	Commercial banking	134	758	3 150	9	1	3	3	2	—	—	—	—	—
522110	Commercial banking	134	758	3 150	9	1	3	3	2	—	—	—	—	—

See footnotes at end of table.

**Table 6. Counties—Employees, Payroll, and Establishments by Industry: 2002—Con.**

[Excludes most government employees, railroad employees, and self-employed persons. Size class 1 to 4 includes establishments with payroll, but no employees, during mid-March pay period. (D) denotes figures withheld to avoid disclosing data for individual companies; the data are included in broader industry totals. Detailed industries with 100 or more employees are shown if industry was not a (D). For explanation of terms, abbreviations, and data reliability/comparability, see introductory text]

NAICS code	Industry	Number of employees for week including March 12	Payroll (\$1,000)		Total number of establishments	Number of establishments by employment-size class								
			First quarter	Annual		1 to 4	5 to 9	10 to 19	20 to 49	50 to 99	100 to 249	250 to 499	500 to 999	1,000 or more
<b>TRANSYLVANIA—Con.</b>														
53	Real estate & rental & leasing .....	96	471	2 274	39	31	8	—	—	—	—	—	—	—
54	Professional, scientific & technical services .....	242	1 336	5 500	60	46	8	5	1	—	—	—	—	—
541	Professional, scientific & technical services .....	242	1 336	5 500	60	46	8	5	1	—	—	—	—	—
56	Admin, support, waste mgt, remediation services .....	116	474	2 164	39	30	8	1	—	—	—	—	—	—
561	Administrative & support services .....	(C)	(D)	(D)	37	29	7	1	—	—	—	—	—	—
61	Educational services .....	401	2 125	8 057	11	7	2	—	1	—	—	1	—	—
611	Educational services .....	401	2 125	8 057	11	7	2	—	1	—	—	1	—	—
6112	Junior colleges .....	(E)	(D)	(D)	1	—	—	—	—	—	—	1	—	—
61121	Junior colleges .....	(E)	(D)	(D)	1	—	—	—	—	—	—	1	—	—
62	Health care and social assistance .....	1 553	9 445	40 245	79	34	24	8	6	2	4	1	—	—
621	Ambulatory health care services .....	367	2 943	13 046	49	22	18	4	4	1	—	—	—	—
6211	Offices of physicians .....	178	1 604	7 206	25	13	7	2	3	—	—	—	—	—
62111	Offices of physicians .....	178	1 604	7 206	25	13	7	2	3	—	—	—	—	—
622	Hospitals .....	(E)	(D)	(D)	1	—	—	—	—	—	—	1	—	—
6221	General medical & surgical hospitals .....	(E)	(D)	(D)	1	—	—	—	—	—	—	1	—	—
62211	General medical & surgical hospitals .....	(E)	(D)	(D)	1	—	—	—	—	—	—	1	—	—
623	Nursing & residential care facilities .....	406	1 857	7 543	9	1	3	1	1	1	2	—	—	—
6231	Nursing care facilities .....	(E)	(D)	(D)	2	—	—	—	—	—	2	—	—	—
62311	Nursing care facilities .....	(E)	(D)	(D)	2	—	—	—	—	—	2	—	—	—
6233	Community care facilities for the elderly .....	129	379	1 527	3	—	—	1	1	1	—	—	—	—
62331	Community care facilities for the elderly .....	129	379	1 527	3	—	—	1	1	1	—	—	—	—
624	Social assistance .....	(E)	(D)	(D)	20	11	3	3	1	—	2	—	—	—
6241	Individual & family services .....	136	657	2 894	5	2	1	1	—	—	1	—	—	—
62419	Other individual & family services .....	(C)	(D)	(D)	3	1	—	1	—	—	1	—	—	—
6243	Vocational rehabilitation services .....	(C)	(D)	(D)	2	—	—	—	1	—	1	—	—	—
62431	Vocational rehabilitation services .....	(C)	(D)	(D)	2	—	—	—	1	—	1	—	—	—
71	Arts, entertainment & recreation .....	(C)	(D)	(D)	11	6	2	1	2	—	—	—	—	—
72	Accommodation & food services .....	866	2 513	12 816	66	21	10	20	14	1	—	—	—	—
721	Accommodation .....	259	998	5 990	23	8	5	6	4	—	—	—	—	—
7211	Traveler accommodation .....	143	435	2 411	9	4	—	2	3	—	—	—	—	—
72111	Hotels (exc casino hotels) & motels .....	(C)	(D)	(D)	5	1	—	2	2	—	—	—	—	—
7212	RV parks & recreational camps .....	116	563	3 579	14	4	5	4	1	—	—	—	—	—
72121	RV parks & recreational camps .....	116	563	3 579	14	4	5	4	1	—	—	—	—	—
722	Food services & drinking places .....	607	1 515	6 826	43	13	5	14	10	1	—	—	—	—
7221	Full-service restaurants .....	355	905	4 119	28	9	3	10	6	—	—	—	—	—
72211	Full-service restaurants .....	355	905	4 119	28	9	3	10	6	—	—	—	—	—
722110	Full-service restaurants .....	355	905	4 119	28	9	3	10	6	—	—	—	—	—
7222	Limited-service eating places .....	(C)	(D)	(D)	13	3	2	4	3	1	—	—	—	—
72221	Limited-service eating places .....	(C)	(D)	(D)	13	3	2	4	3	1	—	—	—	—
722211	Limited-service restaurants .....	202	471	2 147	12	3	2	3	3	1	—	—	—	—
81	Other services (except public administration) .....	574	2 026	9 223	94	63	22	3	4	2	—	—	—	—
813	Religious, grantmaking, civic, prof & like organizations .....	464	1 564	7 101	64	41	15	3	3	2	—	—	—	—
8131	Religious organizations .....	328	1 039	4 639	44	28	9	3	3	1	—	—	—	—
81311	Religious organizations .....	328	1 039	4 639	44	28	9	3	3	1	—	—	—	—
813110	Religious organizations .....	328	1 039	4 639	44	28	9	3	3	1	—	—	—	—
95	Auxiliaries (exc corporate, subsidiary & regional mgt) .....	(A)	(D)	(D)	1	—	—	1	—	—	—	—	—	—
99	Unclassified establishments .....	13	22	63	7	5	2	—	—	—	—	—	—	—
<b>TYRRELL</b>														
	Total .....	410	1 603	8 384	79	47	24	6	1	1	—	—	—	—
11	Forestry, fishing, hunting, and agriculture support .....	(A)	(D)	(D)	4	3	1	—	—	—	—	—	—	—
23	Construction .....	(A)	(D)	(D)	5	4	1	—	—	—	—	—	—	—
31-33	Manufacturing .....	(B)	(D)	(D)	3	1	—	1	—	1	—	—	—	—
42	Wholesale trade .....	(A)	(D)	(D)	5	5	—	—	—	—	—	—	—	—
44-45	Retail trade .....	121	404	1 646	19	4	13	2	—	—	—	—	—	—
48-49	Transportation & warehousing .....	(A)	(D)	(D)	6	5	1	—	—	—	—	—	—	—
51	Information .....	(A)	(D)	(D)	1	1	—	—	—	—	—	—	—	—
52	Finance & insurance .....	21	166	683	5	3	2	—	—	—	—	—	—	—
53	Real estate & rental & leasing .....	(A)	(D)	(D)	1	1	—	—	—	—	—	—	—	—
54	Professional, scientific & technical services .....	(A)	(D)	(D)	1	1	—	—	—	—	—	—	—	—
56	Admin, support, waste mgt, remediation services .....	(A)	(D)	(D)	2	2	—	—	—	—	—	—	—	—
61	Educational services .....	(A)	(D)	(D)	3	2	1	—	—	—	—	—	—	—
62	Health care and social assistance .....	(B)	(D)	(D)	7	5	2	—	—	—	—	—	—	—

See footnotes at end of table.

**Table 6. Counties—Employees, Payroll, and Establishments by Industry: 2002—Con.**

[Excludes most government employees, railroad employees, and self-employed persons. Size class 1 to 4 includes establishments with payroll, but no employees, during mid-March pay period. (D) denotes figures withheld to avoid disclosing data for individual companies; the data are included in broader industry totals. Detailed industries with 100 or more employees are shown if industry was not a (D). For explanation of terms, abbreviations, and data reliability/comparability, see introductory text]

NAICS code	Industry	Number of employees for week including March 12	Payroll (\$1,000)		Total number of establishments	Number of establishments by employment-size class								
			First quarter	Annual		1 to 4	5 to 9	10 to 19	20 to 49	50 to 99	100 to 249	250 to 499	500 to 999	1,000 or more
<b>TYRRELL—Con.</b>														
71	Arts, entertainment & recreation .....	(A)	(D)	(D)	2	2	—	—	—	—	—	—	—	—
72	Accommodation & food services .....	(B)	(D)	(D)	5	4	—	1	—	—	—	—	—	—
81	Other services (except public administration) .....	67	204	1 734	10	4	3	2	1	—	—	—	—	—
<b>UNION</b>														
	<b>Total</b> .....	<b>41 272</b>	<b>279 557</b>	<b>1 188 004</b>	<b>3 377</b>	<b>1 967</b>	<b>628</b>	<b>405</b>	<b>256</b>	<b>63</b>	<b>40</b>	<b>10</b>	<b>5</b>	<b>3</b>
11	Forestry, fishing, hunting, and agriculture support .....	128	765	2 892	14	9	2	1	2	—	—	—	—	—
115	Agriculture & forestry support activities .....	(C)	(D)	(D)	12	8	2	—	2	—	—	—	—	—
21	Mining .....	(B)	(D)	(D)	2	1	—	—	1	—	—	—	—	—
22	Utilities .....	148	1 633	7 158	6	3	1	—	1	—	1	—	—	—
221	Utilities .....	148	1 633	7 158	6	3	1	—	1	—	1	—	—	—
2211	Elec pwr generation, transmsn & distribution ...	(C)	(D)	(D)	3	1	1	—	—	—	1	—	—	—
22112	Electric pwr transmsn, control & distribution ..	(C)	(D)	(D)	3	1	1	—	—	—	1	—	—	—
23	Construction .....	7 793	58 105	273 117	805	488	156	88	54	9	8	1	1	—
233	Building, developing & general contracting .....	1 283	9 093	42 061	238	161	45	15	16	1	—	—	—	—
2331	Land subdivision & land development .....	250	1 458	7 294	28	16	5	1	6	—	—	—	—	—
23311	Land subdivision & land development .....	250	1 458	7 294	28	16	5	1	6	—	—	—	—	—
233110	Land subdivision & land development .....	250	1 458	7 294	28	16	5	1	6	—	—	—	—	—
2332	Residential building construction .....	620	4 644	22 107	173	129	34	7	3	—	—	—	—	—
23321	Single-family housing construction .....	608	4 560	21 724	168	125	33	7	3	—	—	—	—	—
233210	Single-family housing construction .....	608	4 560	21 724	168	125	33	7	3	—	—	—	—	—
2333	Nonresidential building construction .....	413	2 991	12 660	37	16	6	7	7	1	—	—	—	—
23332	Commercial & institutional bldg construction ..	(E)	(D)	(D)	36	16	6	7	6	1	—	—	—	—
234	Heavy construction .....	1 086	7 990	37 340	36	15	5	6	4	2	4	—	—	—
2341	Highway, street, bridge & tunnel construction ...	411	2 532	13 679	9	3	—	1	3	1	1	—	—	—
23411	Highway & street construction .....	411	2 532	13 679	9	3	—	1	3	1	1	—	—	—
234110	Highway & street construction .....	411	2 532	13 679	9	3	—	1	3	1	1	—	—	—
2349	Other heavy construction .....	675	5 458	23 661	27	12	5	5	1	1	3	—	—	—
23491	Water, sewer & pipeline construction .....	416	2 856	12 527	11	2	3	3	—	1	2	—	—	—
234910	Water, sewer & pipeline construction .....	416	2 856	12 527	11	2	3	3	—	1	2	—	—	—
23499	All other heavy construction .....	(C)	(D)	(D)	8	5	2	—	—	—	1	—	—	—
235	Special trade contractors .....	5 424	41 022	193 716	531	312	106	67	34	6	4	1	1	—
2351	Plumbing, heating & AC contractor .....	1 076	8 665	40 158	109	54	21	19	13	1	1	—	—	—
23511	Plumbing, heating & AC contractor .....	1 076	8 665	40 158	109	54	21	19	13	1	1	—	—	—
235110	Plumbing, heating & AC contractor .....	1 076	8 665	40 158	109	54	21	19	13	1	1	—	—	—
2352	Painting & wall covering contractors .....	(C)	(D)	(D)	47	34	8	5	—	—	—	—	—	—
23521	Painting & wall covering contractors .....	(C)	(D)	(D)	47	34	8	5	—	—	—	—	—	—
2353	Electrical contractors .....	1 098	9 274	41 536	68	43	8	4	9	2	1	1	—	—
23531	Electrical contractors .....	1 098	9 274	41 536	68	43	8	4	9	2	1	1	—	—
235310	Electrical contractors .....	1 098	9 274	41 536	68	43	8	4	9	2	1	1	—	—
2354	Masonry, drywall, insulation, tile contractors ...	1 399	11 397	61 313	66	34	22	6	2	1	—	—	1	—
23541	Masonry & stone contractors .....	1 197	9 596	53 172	37	18	14	3	—	1	—	—	1	—
235410	Masonry & stone contractors .....	1 197	9 596	53 172	37	18	14	3	—	1	—	—	1	—
23542	Drywall, acoustical & insulation contractors ...	170	1 535	6 925	20	9	7	2	2	—	—	—	—	—
235420	Drywall, acoustical & insulation contractors ...	170	1 535	6 925	20	9	7	2	2	—	—	—	—	—
2355	Carpentry & floor contractors .....	386	2 064	8 839	93	64	18	9	2	—	—	—	—	—
23551	Carpentry contractors .....	284	1 344	5 800	78	55	16	6	1	—	—	—	—	—
235510	Carpentry contractors .....	284	1 344	5 800	78	55	16	6	1	—	—	—	—	—
23552	Floor laying & other floor contractors .....	102	720	3 039	15	9	2	3	1	—	—	—	—	—
235520	Floor laying & other floor contractors .....	102	720	3 039	15	9	2	3	1	—	—	—	—	—
2356	Roofing, siding, & sheet metal contractors .....	327	2 200	9 877	32	19	3	5	4	1	—	—	—	—
23561	Roofing, siding, & sheet metal contractors ...	327	2 200	9 877	32	19	3	5	4	1	—	—	—	—
235610	Roofing, siding, & sheet metal contractors ...	327	2 200	9 877	32	19	3	5	4	1	—	—	—	—
2357	Concrete contractors .....	497	3 023	12 997	58	26	15	13	3	1	—	—	—	—
23571	Concrete contractors .....	497	3 023	12 997	58	26	15	13	3	1	—	—	—	—
235710	Concrete contractors .....	497	3 023	12 997	58	26	15	13	3	1	—	—	—	—
2359	Other special trade contractors .....	457	3 371	14 612	56	38	9	6	1	—	2	—	—	—
23593	Excavation contractors .....	181	1 223	4 764	20	14	1	4	—	—	1	—	—	—
235930	Excavation contractors .....	181	1 223	4 764	20	14	1	4	—	—	1	—	—	—
23599	All other special trade contractors .....	248	1 963	9 056	26	17	6	1	1	—	—	—	—	—
235990	All other special trade contractors .....	248	1 963	9 056	26	17	6	1	1	—	—	—	—	—
31-33	<b>Manufacturing</b> .....	<b>12 343</b>	<b>99 233</b>	<b>392 067</b>	<b>238</b>	<b>88</b>	<b>27</b>	<b>39</b>	<b>42</b>	<b>12</b>	<b>18</b>	<b>8</b>	<b>2</b>	<b>2</b>
311	Food mfg .....	2 494	13 530	54 505	11	3	1	1	3	—	1	—	1	1
3116	Animal slaughtering & processing .....	2 424	12 800	51 391	7	2	1	—	1	—	1	—	1	1
31161	Animal slaughtering & processing .....	2 424	12 800	51 391	7	2	1	—	1	—	1	—	1	1
313	Textile mills .....	438	2 856	12 419	7	1	1	—	3	—	2	—	—	—
3131	Fiber, yarn & thread mills .....	(C)	(D)	(D)	2	—	1	—	—	—	1	—	—	—
31311	Fiber, yarn & thread mills .....	(C)	(D)	(D)	2	—	1	—	—	—	1	—	—	—
3133	Textile, fabric finishing, fabric coating mills ...	(C)	(D)	(D)	2	—	—	—	1	—	1	—	—	—
31331	Textile & fabric finishing mills .....	(C)	(D)	(D)	2	—	—	—	1	—	1	—	—	—
314	Textile product mills .....	316	1 687	7 286	6	2	1	1	1	—	—	1	—	—
3141	Textile furnishings mills .....	(E)	(D)	(D)	4	2	1	—	—	—	—	1	—	—
31412	Curtain & linen mills .....	(E)	(D)	(D)	4	2	1	—	—	—	—	1	—	—

See footnotes at end of table.

**Table 6. Counties—Employees, Payroll, and Establishments by Industry: 2002—Con.**

[Excludes most government employees, railroad employees, and self-employed persons. Size class 1 to 4 includes establishments with payroll, but no employees, during mid-March pay period. (D) denotes figures withheld to avoid disclosing data for individual companies; the data are included in broader industry totals. Detailed industries with 100 or more employees are shown if industry was not a (D). For explanation of terms, abbreviations, and data reliability/comparability, see introductory text]

NAICS code	Industry	Number of employees for week including March 12	Payroll (\$1,000)		Total number of establishments	Number of establishments by employment-size class																				
			First quarter	Annual		1 to 4	5 to 9	10 to 19	20 to 49	50 to 99	100 to 249	250 to 499	500 to 999	1,000 or more												
<b>UNION—Con.</b>																										
<b>31-33 Manufacturing—Con.</b>																										
315	Apparel manufacturing .....	593	2 573	11 212	9	2	—	3	1	1	1	1	—	—												
3152	Cut & sew apparel mfg .....	292	949	4 699	5	1	—	3	—	—	—	1	—	—												
31522	Men's, boys' cut & sew apparel mfg .....	(E)	(D)	(D)	3	—	—	2	—	—	—	1	—	—												
3159	Apparel accessories & other apparel mfg .....	(C)	(D)	(D)	3	1	—	—	1	—	1	—	—	—												
31599	Apparel accessories & other apparel mfg .....	(C)	(D)	(D)	3	1	—	—	1	—	1	—	—	—												
321	Wood product mfg .....	928	6 137	26 845	15	5	1	1	2	3	3	—	—	—												
3212	Veneer, plywood & engineered wood product mfg .....	(C)	(D)	(D)	2	—	—	—	1	1	—	—	—	—												
32121	Veneer, plywood & engineered wood product mfg .....	(C)	(D)	(D)	2	—	—	—	1	1	—	—	—	—												
3219	Other wood product mfg .....	735	4 500	19 643	10	3	1	1	1	1	3	—	—	—												
32191	Millwork .....	(E)	(D)	(D)	8	3	1	1	1	—	2	—	—	—												
32192	Wood container & pallet mfg .....	(E)	(D)	(D)	2	—	—	—	—	1	1	—	—	—												
322	Paper mfg .....	(C)	(D)	(D)	4	1	—	1	1	1	—	—	—	—												
3222	Converted paper product mfg .....	(C)	(D)	(D)	4	1	—	1	1	1	—	—	—	—												
323	Printing & related support activities .....	503	4 801	17 589	17	8	4	1	—	1	3	—	—	—												
3231	Printing & related support activities .....	503	4 801	17 589	17	8	4	1	—	1	3	—	—	—												
32311	Printing .....	503	4 801	17 589	17	8	4	1	—	1	3	—	—	—												
325	Chemical mfg .....	389	4 801	17 130	8	2	1	2	1	—	2	—	—	—												
3251	Basic chemical mfg .....	(C)	(D)	(D)	1	—	—	—	—	—	1	—	—	—												
32519	Other basic organic chemical mfg .....	(C)	(D)	(D)	1	—	—	—	—	—	1	—	—	—												
3256	Soap, cleaners & toilet preparation mfg .....	(C)	(D)	(D)	3	1	1	—	—	—	1	—	—	—												
32561	Soap & cleaning compound mfg .....	(C)	(D)	(D)	2	1	—	—	—	—	1	—	—	—												
326	Plastics & rubber products mfg .....	1 080	8 587	38 483	15	5	1	2	3	2	1	—	1	—												
3261	Plastics product mfg .....	(G)	(D)	(D)	13	4	1	2	2	2	1	—	1	—												
32611	Unsupported plastics film, sheet, & bag mfg ..	(C)	(D)	(D)	2	—	—	—	1	1	—	—	—	—												
32612	Plastics pipe, pipe fitting, & unsupported profile shape mfg .....	(F)	(D)	(D)	2	1	—	—	—	—	—	—	1	—												
32619	Other plastics product mfg .....	320	2 066	9 936	8	3	1	2	—	1	1	—	—	—												
327	Nonmetallic mineral product mfg .....	440	3 163	12 967	11	—	2	4	3	1	1	—	—	—												
3271	Clay product & refractory mfg .....	(E)	(D)	(D)	2	—	—	—	—	1	1	—	—	—												
32712	Clay building material & refractories mfg .....	(C)	(D)	(D)	1	—	—	—	—	—	1	—	—	—												
3273	Cement & concrete product mfg .....	124	1 204	4 926	7	—	2	3	2	—	—	—	—	—												
32732	Ready-mix concrete mfg .....	124	1 204	4 926	7	—	2	3	2	—	—	—	—	—												
327320	Ready-mix concrete mfg .....	124	1 204	4 926	7	—	2	3	2	—	—	—	—	—												
331	Primary metal mfg .....	(G)	(D)	(D)	5	3	—	—	1	—	—	—	—	1												
3314	Nonferrous (exc alum) production & processing .	(G)	(D)	(D)	1	—	—	—	—	—	—	—	—	1												
33149	Other nonferrous roll, draw, extruding, alloying .....	(G)	(D)	(D)	1	—	—	—	—	—	—	—	—	1												
332	Fabricated metal product mfg .....	1 256	10 892	41 907	52	22	9	11	5	2	1	2	—	—												
3321	Forging & stamping .....	(E)	(D)	(D)	1	—	—	—	—	—	—	1	—	—												
33211	Forging & stamping .....	(E)	(D)	(D)	1	—	—	—	—	—	—	1	—	—												
3323	Architectural & structural metals mfg .....	436	4 151	14 992	14	4	1	3	3	2	1	—	—	—												
33231	Plate work & fabricated structural prod mfg ...	223	2 429	8 313	5	1	1	1	—	1	1	—	—	—												
33232	Ornamental & architectural metal prod mfg ...	213	1 722	6 679	9	3	—	2	3	1	—	—	—	—												
3325	Hardware mfg .....	(E)	(D)	(D)	3	1	1	—	—	—	—	1	—	—												
33251	Hardware mfg .....	(E)	(D)	(D)	3	1	1	—	—	—	—	1	—	—												
3327	Mach shops, turn prod, screw, nut, bolt mfg ....	163	1 186	4 856	26	14	4	7	1	—	—	—	—	—												
33271	Machine shops .....	(C)	(D)	(D)	25	14	4	7	—	—	—	—	—	—												
333	Machinery mfg .....	860	8 877	33 047	21	6	—	6	7	—	—	2	—	—												
3332	Industrial machinery mfg .....	380	3 247	11 789	8	2	—	2	3	—	—	1	—	—												
33329	Other industrial machinery mfg .....	(E)	(D)	(D)	7	2	—	1	3	—	—	1	—	—												
3335	Metalworking machinery mfg .....	117	1 114	4 091	6	1	—	2	3	—	—	—	—	—												
33351	Metalworking machinery mfg .....	117	1 114	4 091	6	1	—	2	3	—	—	—	—	—												
3339	Other general purpose machinery mfg .....	(E)	(D)	(D)	3	1	—	1	—	—	—	1	—	—												
33391	Pump & compressor mfg .....	(E)	(D)	(D)	1	—	—	—	—	—	—	1	—	—												
335	Electrical equip, appliance & component mfg .....	317	3 154	11 069	7	3	—	2	1	—	1	—	—	—												
3353	Electrical equipment mfg .....	(E)	(D)	(D)	4	2	—	1	—	—	1	—	—	—												
33531	Electrical equipment mfg .....	(E)	(D)	(D)	4	2	—	1	—	—	1	—	—	—												
336	Transportation equipment mfg .....	512	4 113	20 502	6	1	—	—	2	1	1	1	—	—												
3363	Motor vehicle parts mfg .....	(E)	(D)	(D)	5	1	—	—	2	—	1	1	—	—												
33635	MV transmission & power train parts mfg .....	(E)	(D)	(D)	2	—	—	—	1	—	—	1	—	—												
33639	Other motor vehicle parts mfg .....	(C)	(D)	(D)	1	—	—	—	—	—	1	—	—	—												
337	Furniture & related product mfg .....	273	1 660	6 797	22	15	3	1	2	—	1	—	—	—												
3371	HH & institutional furniture & kitchen cabinet mfg .....	226	1 353	5 548	14	10	2	—	1	—	1	—	—	—												
33712	Household & institutional furniture mfg .....	203	1 246	5 066	6	3	1	—	1	—	1	—	—	—												
339	Miscellaneous mfg .....	575	5 369	21 340	14	7	2	2	2	—	—	1	—	—												
3391	Medical equipment & supplies mfg .....	(E)	(D)	(D)	4	1	—	1	1	—	—	1	—	—												
33911	Medical equipment & supplies mfg .....	(E)	(D)	(D)	4	1	—	1	1	—	—	1	—	—												

See footnotes at end of table.

**Table 6. Counties—Employees, Payroll, and Establishments by Industry: 2002—Con.**

[Excludes most government employees, railroad employees, and self-employed persons. Size class 1 to 4 includes establishments with payroll, but no employees, during mid-March pay period. (D) denotes figures withheld to avoid disclosing data for individual companies; the data are included in broader industry totals. Detailed industries with 100 or more employees are shown if industry was not a (D). For explanation of terms, abbreviations, and data reliability/comparability, see introductory text]

NAICS code	Industry	Number of employees for week including March 12	Payroll (\$1,000)		Total number of establishments	Number of establishments by employment-size class								
			First quarter	Annual		1 to 4	5 to 9	10 to 19	20 to 49	50 to 99	100 to 249	250 to 499	500 to 999	1,000 or more
<b>UNION—Con.</b>														
<b>42</b>	<b>Wholesale trade</b>	<b>2 445</b>	<b>23 231</b>	<b>94 743</b>	<b>268</b>	<b>143</b>	<b>58</b>	<b>41</b>	<b>20</b>	<b>4</b>	<b>2</b>	—	—	—
421	Wholesale trade, durable goods	1 749	17 645	72 409	194	101	46	32	12	1	2	—	—	—
4211	Motor vehicle, motor vehicle pt & supply whsle	113	705	3 223	14	7	2	4	1	—	—	—	—	—
4214	Professional & commercial equip & supp whsle	153	2 427	10 342	20	15	1	3	—	1	—	—	—	—
4216	Electrical goods whsle	143	1 477	6 037	25	14	7	3	1	—	—	—	—	—
4217	Hardware, plumb & heating equip & sup whsle	461	4 597	17 491	14	7	3	—	2	—	2	—	—	—
42171	Hardware whsle	412	4 084	15 523	5	1	1	—	1	—	2	—	—	—
421710	Hardware whsle	412	4 084	15 523	5	1	1	—	1	—	2	—	—	—
4218	Machinery, equipment & supplies whsle	564	5 415	22 317	75	36	20	12	7	—	—	—	—	—
42183	Industrial machinery & equipment whsle	275	3 181	12 237	38	20	9	5	4	—	—	—	—	—
421830	Industrial machinery & equipment whsle	275	3 181	12 237	38	20	9	5	4	—	—	—	—	—
42184	Industrial supplies whsle	113	963	4 223	20	10	7	3	—	—	—	—	—	—
421840	Industrial supplies whsle	113	963	4 223	20	10	7	3	—	—	—	—	—	—
4219	Miscellaneous durable goods whsle	111	911	4 166	18	9	5	4	—	—	—	—	—	—
422	Wholesale trade, nondurable goods	696	5 586	22 334	74	42	12	9	8	3	—	—	—	—
4223	Apparel, piece goods & notions whsle	118	800	3 331	6	3	—	—	2	1	—	—	—	—
4224	Grocery & related product whsle	170	1 290	4 431	15	9	2	2	1	1	—	—	—	—
42249	Other grocery & related products whsle	(C)	(D)	(D)	4	2	—	1	—	1	—	—	—	—
4227	Petroleum & petroleum products whsle	109	910	3 597	8	4	—	3	—	1	—	—	—	—
42271	Petroleum bulk stations & terminals	107	846	3 018	5	1	—	3	—	1	—	—	—	—
422710	Petroleum bulk stations & terminals	107	846	3 018	5	1	—	3	—	1	—	—	—	—
<b>44-45</b>	<b>Retail trade</b>	<b>4 986</b>	<b>24 916</b>	<b>103 943</b>	<b>429</b>	<b>217</b>	<b>102</b>	<b>61</b>	<b>26</b>	<b>19</b>	<b>3</b>	—	<b>1</b>	—
441	Motor vehicle & parts dealers	696	6 143	26 256	59	28	15	8	4	3	1	—	—	—
4411	Automobile dealers	438	4 718	19 899	27	18	1	2	2	3	1	—	—	—
44111	New car dealers	398	4 432	18 651	13	6	—	1	2	3	1	—	—	—
441110	New car dealers	398	4 432	18 651	13	6	—	1	2	3	1	—	—	—
4413	Automotive parts, accessories & tire stores	180	970	3 967	24	7	11	5	1	—	—	—	—	—
44131	Automotive parts, accessories & tire stores	114	541	2 320	14	4	6	3	1	—	—	—	—	—
441310	Automotive parts, accessories & tire stores	114	541	2 320	14	4	6	3	1	—	—	—	—	—
444	Bldg material & garden equip & supp dealers	720	4 395	19 664	65	36	8	13	5	2	1	—	—	—
4441	Building material & supplies dealers	561	3 700	16 682	41	24	3	6	5	2	1	—	—	—
44411	Home centers	(C)	(D)	(D)	1	—	—	—	—	—	1	—	—	—
44419	Other building material dealers	345	2 697	12 351	27	15	2	3	5	2	—	—	—	—
444190	Other building material dealers	345	2 697	12 351	27	15	2	3	5	2	—	—	—	—
4442	Lawn & garden equip & supplies stores	159	695	2 982	24	12	5	7	—	—	—	—	—	—
44422	Nursery & garden centers	103	446	1 987	18	10	4	4	—	—	—	—	—	—
444220	Nursery & garden centers	103	446	1 987	18	10	4	4	—	—	—	—	—	—
445	Food & beverage stores	1 016	4 100	16 725	56	31	3	7	5	10	—	—	—	—
4451	Grocery stores	941	3 639	14 695	41	22	1	3	5	10	—	—	—	—
44511	Grocery (except convenience) stores	899	3 503	14 149	24	6	1	2	5	10	—	—	—	—
445110	Grocery (except convenience) stores	899	3 503	14 149	24	6	1	2	5	10	—	—	—	—
446	Health & personal care stores	245	830	3 358	22	10	4	2	6	—	—	—	—	—
4461	Health & personal care stores	245	830	3 358	22	10	4	2	6	—	—	—	—	—
44611	Pharmacies & drug stores	191	629	2 615	11	2	2	2	5	—	—	—	—	—
446110	Pharmacies & drug stores	191	629	2 615	11	2	2	2	5	—	—	—	—	—
447	Gasoline stations	336	1 267	5 253	50	20	20	9	1	—	—	—	—	—
4471	Gasoline stations	336	1 267	5 253	50	20	20	9	1	—	—	—	—	—
44711	Gasoline stations with convenience stores	301	1 092	4 561	43	16	18	8	1	—	—	—	—	—
447110	Gasoline stations with convenience stores	301	1 092	4 561	43	16	18	8	1	—	—	—	—	—
448	Clothing & clothing accessories stores	312	1 150	3 917	41	19	14	6	1	1	—	—	—	—
4481	Clothing stores	147	397	1 606	21	10	8	2	1	—	—	—	—	—
4482	Shoe stores	118	482	1 469	9	3	1	4	—	1	—	—	—	—
44821	Shoe stores	118	482	1 469	9	3	1	4	—	1	—	—	—	—
448210	Shoe stores	118	482	1 469	9	3	1	4	—	1	—	—	—	—
452	General merchandise stores	1 096	4 198	17 174	21	2	9	3	2	3	1	—	1	—
4521	Department stores	955	3 765	15 412	5	—	—	—	—	3	1	—	1	—
45211	Department stores	955	3 765	15 412	5	—	—	—	—	3	1	—	1	—
452110	Department stores	955	3 765	15 412	5	—	—	—	—	3	1	—	1	—
4529	Other general merchandise stores	141	433	1 762	16	2	9	3	2	—	—	—	—	—
45299	All other general merchandise stores	141	433	1 762	16	2	9	3	2	—	—	—	—	—
452990	All other general merchandise stores	141	433	1 762	16	2	9	3	2	—	—	—	—	—
453	Miscellaneous store retailers	227	895	3 708	44	29	7	7	1	—	—	—	—	—
454	Nonstore retailers	101	777	3 062	19	13	3	2	1	—	—	—	—	—
<b>48-49</b>	<b>Transportation &amp; warehousing</b>	<b>596</b>	<b>4 537</b>	<b>19 333</b>	<b>120</b>	<b>86</b>	<b>17</b>	<b>10</b>	<b>6</b>	<b>1</b>	—	—	—	—
484	Truck transportation	434	3 122	13 496	98	73	14	7	3	1	—	—	—	—
4841	General freight trucking	284	2 138	9 312	59	45	7	4	2	1	—	—	—	—
48411	General freight trucking, local	115	656	3 223	30	23	4	2	1	—	—	—	—	—
484110	General freight trucking, local	115	656	3 223	30	23	4	2	1	—	—	—	—	—
48412	General freight trucking, long-distance	169	1 482	6 089	29	22	3	2	1	1	—	—	—	—
4842	Specialized freight trucking	150	984	4 184	39	28	7	3	1	—	—	—	—	—
48422	Specialized freight (exc used) trucking, local	131	854	3 649	31	22	5	3	1	—	—	—	—	—
484220	Specialized freight (exc used) trucking, local	131	854	3 649	31	22	5	3	1	—	—	—	—	—
488	Transportation support activities	(C)	(D)	(D)	15	9	2	1	3	—	—	—	—	—
<b>51</b>	<b>Information</b>	<b>292</b>	<b>2 105</b>	<b>8 461</b>	<b>26</b>	<b>16</b>	<b>4</b>	—	<b>4</b>	<b>2</b>	—	—	—	—
513	Broadcasting & telecommunications	177	1 608	6 209	11	3	4	—	3	1	—	—	—	—

See footnotes at end of table.

**Table 6. Counties—Employees, Payroll, and Establishments by Industry: 2002—Con.**

[Excludes most government employees, railroad employees, and self-employed persons. Size class 1 to 4 includes establishments with payroll, but no employees, during mid-March pay period. (D) denotes figures withheld to avoid disclosing data for individual companies; the data are included in broader industry totals. Detailed industries with 100 or more employees are shown if industry was not a (D). For explanation of terms, abbreviations, and data reliability/comparability, see introductory text]

NAICS code	Industry	Number of employees for week including March 12	Payroll (\$1,000)		Total number of establishments	Number of establishments by employment-size class																		
			First quarter	Annual		1 to 4	5 to 9	10 to 19	20 to 49	50 to 99	100 to 249	250 to 499	500 to 999	1,000 or more										
<b>UNION—Con.</b>																								
<b>52</b>	<b>Finance &amp; insurance</b> .....	<b>694</b>	<b>5 315</b>	<b>22 466</b>	<b>143</b>	<b>99</b>	<b>28</b>	<b>8</b>	<b>8</b>	—	—	—	—	—	—	—	—							
522	Credit intermediation & related activities .....	514	3 839	15 973	76	39	23	7	7	—	—	—	—	—	—	—	—							
5221	Depository credit intermediation .....	(E)	(D)	(D)	37	8	17	6	6	—	—	—	—	—	—	—	—							
52211	Commercial banking .....	356	2 734	11 029	35	7	17	6	5	—	—	—	—	—	—	—	—							
522110	Commercial banking .....	356	2 734	11 029	35	7	17	6	5	—	—	—	—	—	—	—	—							
524	Insurance carriers & related activities .....	(C)	(D)	(D)	53	46	5	1	1	—	—	—	—	—	—	—	—							
5242	Agencies & other insurance related activities ...	126	962	4 272	48	42	5	1	—	—	—	—	—	—	—	—	—							
52421	Insurance agencies & brokerages .....	120	932	4 162	45	39	5	1	—	—	—	—	—	—	—	—	—							
524210	Insurance agencies & brokerages .....	120	932	4 162	45	39	5	1	—	—	—	—	—	—	—	—	—							
<b>53</b>	<b>Real estate &amp; rental &amp; leasing</b> .....	<b>296</b>	<b>1 742</b>	<b>7 420</b>	<b>97</b>	<b>76</b>	<b>16</b>	<b>4</b>	<b>1</b>	—	—	—	—	—	—	—	—							
531	Real estate .....	(C)	(D)	(D)	72	61	11	—	—	—	—	—	—	—	—	—	—							
532	Rental & leasing services .....	(C)	(D)	(D)	24	14	5	4	1	—	—	—	—	—	—	—	—							
<b>54</b>	<b>Professional, scientific &amp; technical services</b> .....	<b>830</b>	<b>6 414</b>	<b>30 767</b>	<b>239</b>	<b>188</b>	<b>31</b>	<b>15</b>	<b>5</b>	—	—	—	—	—	—	—	—							
541	Professional, scientific & technical services .....	830	6 414	30 767	239	188	31	15	5	—	—	—	—	—	—	—	—							
5411	Legal services .....	118	860	4 027	40	31	8	—	1	—	—	—	—	—	—	—	—							
54111	Offices of lawyers .....	(C)	(D)	(D)	38	29	8	—	1	—	—	—	—	—	—	—	—							
5412	Accounting, tax prep, bookkeep, payroll services .....	136	939	3 607	33	24	5	3	1	—	—	—	—	—	—	—	—							
54121	Accounting, tax prep, bookkeep, payroll services .....	136	939	3 607	33	24	5	3	1	—	—	—	—	—	—	—	—							
5413	Architectural, engineering & related services ...	195	1 511	7 341	46	33	6	6	1	—	—	—	—	—	—	—	—							
5415	Computer systems design & related services ...	107	1 395	6 990	41	33	7	1	—	—	—	—	—	—	—	—	—							
54151	Computer systems design & related services ...	107	1 395	6 990	41	33	7	1	—	—	—	—	—	—	—	—	—							
5419	Oth professional, scientific, technical services ..	110	750	3 604	32	26	2	3	1	—	—	—	—	—	—	—	—							
<b>55</b>	<b>Management of companies &amp; enterprises</b> ..	<b>20</b>	<b>366</b>	<b>1 267</b>	<b>8</b>	<b>7</b>	—	<b>1</b>	—	—	—	—	—	—	—	—	—							
<b>56</b>	<b>Admin, support, waste mgt, remediation services</b> .....	<b>1 515</b>	<b>7 279</b>	<b>34 156</b>	<b>203</b>	<b>126</b>	<b>38</b>	<b>18</b>	<b>18</b>	<b>2</b>	<b>1</b>	—	—	—	—	—	—							
561	Administrative & support services .....	1 382	6 356	30 269	194	122	37	17	15	2	1	—	—	—	—	—	—							
5613	Employment services .....	312	1 548	7 962	16	8	1	1	4	2	—	—	—	—	—	—	—							
56132	Temporary help services .....	263	969	5 751	8	2	—	1	3	2	—	—	—	—	—	—	—							
561320	Temporary help services .....	263	969	5 751	8	2	—	1	3	2	—	—	—	—	—	—	—							
5617	Services to buildings & dwellings .....	933	3 957	18 041	143	88	29	15	10	—	1	—	—	—	—	—	—							
56171	Exterminating & pest control services .....	103	570	2 888	9	3	2	1	3	—	—	—	—	—	—	—	—							
561710	Exterminating & pest control services .....	103	570	2 888	9	3	2	1	3	—	—	—	—	—	—	—	—							
56172	Janitorial services .....	204	487	2 128	28	19	6	2	—	—	1	—	—	—	—	—	—							
561720	Janitorial services .....	204	487	2 128	28	19	6	2	—	—	1	—	—	—	—	—	—							
56173	Landscaping services .....	593	2 798	12 509	92	55	19	11	7	—	—	—	—	—	—	—	—							
561730	Landscaping services .....	593	2 798	12 509	92	55	19	11	7	—	—	—	—	—	—	—	—							
562	Waste management & remediation services .....	133	923	3 887	9	4	1	1	3	—	—	—	—	—	—	—	—							
<b>61</b>	<b>Educational services</b> .....	<b>648</b>	<b>2 755</b>	<b>11 371</b>	<b>21</b>	<b>13</b>	<b>5</b>	<b>1</b>	—	<b>1</b>	—	—	—	<b>1</b>	—	—	—							
611	Educational services .....	648	2 755	11 371	21	13	5	1	—	1	—	—	—	—	1	—	—							
6113	Colleges, universities & professional schools ...	(F)	(D)	(D)	3	1	1	—	—	—	—	—	—	—	1	—	—							
61131	Colleges, universities & professional schools ...	(F)	(D)	(D)	3	1	1	—	—	—	—	—	—	—	1	—	—							
<b>62</b>	<b>Health care and social assistance</b> .....	<b>3 297</b>	<b>22 161</b>	<b>98 975</b>	<b>184</b>	<b>80</b>	<b>43</b>	<b>32</b>	<b>19</b>	<b>5</b>	<b>4</b>	—	—	—	—	—	<b>1</b>							
621	Ambulatory health care services .....	787	8 192	42 798	97	47	26	16	6	2	—	—	—	—	—	—	—							
6211	Offices of physicians .....	423	5 566	30 091	40	14	13	8	3	2	—	—	—	—	—	—	—							
62111	Offices of physicians .....	423	5 566	30 091	40	14	13	8	3	2	—	—	—	—	—	—	—							
621111	Offices of physicians (exc mental health) ...	423	5 566	30 091	40	14	13	8	3	2	—	—	—	—	—	—	—							
6212	Offices of dentists .....	144	1 371	6 948	21	7	7	7	—	—	—	—	—	—	—	—	—							
62121	Offices of dentists .....	144	1 371	6 948	21	7	7	7	—	—	—	—	—	—	—	—	—							
621210	Offices of dentists .....	144	1 371	6 948	21	7	7	7	—	—	—	—	—	—	—	—	—							
622	Hospitals .....	(G)	(D)	(D)	1	—	—	—	—	—	—	—	—	—	—	—	1							
6221	General medical & surgical hospitals .....	(G)	(D)	(D)	1	—	—	—	—	—	—	—	—	—	—	—	1							
62211	General medical & surgical hospitals .....	(G)	(D)	(D)	1	—	—	—	—	—	—	—	—	—	—	—	1							
623	Nursing & residential care facilities .....	914	3 770	16 728	25	7	3	5	4	2	4	—	—	—	—	—	—							
6231	Nursing care facilities .....	614	2 710	12 240	5	—	—	—	—	1	4	—	—	—	—	—	—							
62311	Nursing care facilities .....	614	2 710	12 240	5	—	—	—	—	1	4	—	—	—	—	—	—							
623110	Nursing care facilities .....	614	2 710	12 240	5	—	—	—	—	1	4	—	—	—	—	—	—							
6233	Community care facilities for the elderly .....	214	748	3 227	8	2	—	1	4	1	—	—	—	—	—	—	—							
62331	Community care facilities for the elderly .....	214	748	3 227	8	2	—	1	4	1	—	—	—	—	—	—	—							
623312	Homes for the elderly .....	214	748	3 227	8	2	—	1	4	1	—	—	—	—	—	—	—							
624	Social assistance .....	(F)	(D)	(D)	61	26	14	11	9	1	—	—	—	—	—	—	—							
6244	Child day care services .....	397	1 327	4 948	39	15	10	8	5	1	—	—	—	—	—	—	—							
62441	Child day care services .....	397	1 327	4 948	39	15	10	8	5	1	—	—	—	—	—	—	—							
624410	Child day care services .....	397	1 327	4 948	39	15	10	8	5	1	—	—	—	—	—	—	—							
<b>71</b>	<b>Arts, entertainment &amp; recreation</b> .....	<b>250</b>	<b>749</b>	<b>3 596</b>	<b>24</b>	<b>16</b>	<b>1</b>	<b>2</b>	<b>4</b>	<b>1</b>	—	—	—	—	—	—	—							
713	Amusement, gambling & recreation industries ...	215	626	3 043	18	11	1	2	3	1	—	—	—	—	—	—	—							
7139	Other amusement & recreation industries .....	215	626	3 043	18	11	1	2	3	1	—	—	—	—	—	—	—							
71391	Golf courses & country clubs .....	164	477	2 237	5	—	1	1	2	1	—	—	—	—	—	—	—							
713910	Golf courses & country clubs .....	164	477	2 237	5	—	1	1	2	1	—	—	—	—	—	—	—							

See footnotes at end of table.

**Table 6. Counties—Employees, Payroll, and Establishments by Industry: 2002—Con.**

[Excludes most government employees, railroad employees, and self-employed persons. Size class 1 to 4 includes establishments with payroll, but no employees, during mid-March pay period. (D) denotes figures withheld to avoid disclosing data for individual companies; the data are included in broader industry totals. Detailed industries with 100 or more employees are shown if industry was not a (D). For explanation of terms, abbreviations, and data reliability/comparability, see introductory text]

NAICS code	Industry	Number of employees for week including March 12	Payroll (\$1,000)		Total number of establishments	Number of establishments by employment-size class									
			First quarter	Annual		1 to 4	5 to 9	10 to 19	20 to 49	50 to 99	100 to 249	250 to 499	500 to 999	1,000 or more	
<b>UNION—Con.</b>															
<b>72</b>	<b>Accommodation &amp; food services</b>	<b>2 679</b>	<b>6 607</b>	<b>27 557</b>	<b>167</b>	<b>49</b>	<b>28</b>	<b>47</b>	<b>36</b>	<b>5</b>	<b>2</b>				
721	Accommodation	119	369	1 839	13	4	2	7	—	—	—	—	—	—	
7211	Traveler accommodation	(C)	(D)	(D)	12	3	2	7	—	—	—	—	—	—	
72111	Hotels (exc casino hotels) & motels	(C)	(D)	(D)	12	3	2	7	—	—	—	—	—	—	
722	Food services & drinking places	2 560	6 238	25 718	154	45	26	40	36	5	2	—	—	—	
7221	Full-service restaurants	1 042	2 635	10 884	60	17	14	14	11	3	1	—	—	—	
72211	Full-service restaurants	1 042	2 635	10 884	60	17	14	14	11	3	1	—	—	—	
722110	Full-service restaurants	1 042	2 635	10 884	60	17	14	14	11	3	1	—	—	—	
7222	Limited-service eating places	1 346	3 132	13 236	71	15	8	23	22	2	1	—	—	—	
72221	Limited-service eating places	1 346	3 132	13 236	71	15	8	23	22	2	1	—	—	—	
722211	Limited-service eating places	1 317	3 075	12 991	65	12	6	22	22	2	1	—	—	—	
7223	Special food services	139	228	1 266	20	12	3	3	2	—	—	—	—	—	
72231	Food service contractors	(C)	(D)	(D)	14	7	2	3	2	—	—	—	—	—	
<b>81</b>	<b>Other services (except public administration)</b>	<b>1 875</b>	<b>7 937</b>	<b>32 480</b>	<b>355</b>	<b>240</b>	<b>67</b>	<b>37</b>	<b>8</b>	<b>2</b>	<b>1</b>				
811	Repair & maintenance	602	3 446	13 900	165	122	30	11	2	—	—	—	—	—	
8111	Automotive repair & maintenance	474	2 556	10 004	122	88	23	10	1	—	—	—	—	—	
81111	Automotive mechanical & electrical R&M	300	1 716	6 494	75	54	16	4	1	—	—	—	—	—	
811111	General automotive repair	278	1 609	6 084	66	47	14	4	1	—	—	—	—	—	
812	Personal & laundry services	320	1 088	4 900	64	42	12	9	—	1	—	—	—	—	
8121	Personal care services	110	358	1 711	25	16	6	3	—	—	—	—	—	—	
81211	Hair, nail & skin care services	(C)	(D)	(D)	23	15	5	3	—	—	—	—	—	—	
8123	Drycleaning & laundry services	(C)	(D)	(D)	11	7	1	2	—	1	—	—	—	—	
813	Religious, grantmaking, civic, prof & like organizations	953	3 403	13 680	126	76	25	17	6	1	1	—	—	—	
8131	Religious organizations	901	2 847	11 539	119	72	23	17	5	1	1	—	—	—	
81311	Religious organizations	901	2 847	11 539	119	72	23	17	5	1	1	—	—	—	
813110	Religious organizations	901	2 847	11 539	119	72	23	17	5	1	1	—	—	—	
<b>95</b>	<b>Auxiliaries (exc corporate, subsidiary &amp; regional mgt)</b>	<b>(E)</b>	<b>(D)</b>	<b>(D)</b>	<b>5</b>	<b>2</b>	<b>1</b>	<b>—</b>	<b>1</b>	<b>—</b>	<b>—</b>	<b>1</b>	<b>—</b>	<b>—</b>	
<b>99</b>	<b>Unclassified establishments</b>	<b>26</b>	<b>75</b>	<b>228</b>	<b>23</b>	<b>20</b>	<b>3</b>	<b>—</b>	<b>—</b>	<b>—</b>	<b>—</b>	<b>—</b>	<b>—</b>	<b>—</b>	
<b>VANCE</b>															
	<b>Total</b>	<b>13 472</b>	<b>75 973</b>	<b>324 529</b>	<b>927</b>	<b>451</b>	<b>209</b>	<b>132</b>	<b>86</b>	<b>25</b>	<b>17</b>	<b>5</b>	<b>2</b>	<b>—</b>	
<b>11</b>	<b>Forestry, fishing, hunting, and agriculture support</b>	<b>(A)</b>	<b>(D)</b>	<b>(D)</b>	<b>2</b>	<b>1</b>	<b>—</b>	<b>1</b>	<b>—</b>	<b>—</b>	<b>—</b>	<b>—</b>	<b>—</b>	<b>—</b>	
<b>21</b>	<b>Mining</b>	<b>(B)</b>	<b>(D)</b>	<b>(D)</b>	<b>1</b>	<b>—</b>	<b>—</b>	<b>—</b>	<b>1</b>	<b>—</b>	<b>—</b>	<b>—</b>	<b>—</b>	<b>—</b>	
<b>22</b>	<b>Utilities</b>	<b>(B)</b>	<b>(D)</b>	<b>(D)</b>	<b>3</b>	<b>—</b>	<b>1</b>	<b>1</b>	<b>1</b>	<b>—</b>	<b>—</b>	<b>—</b>	<b>—</b>	<b>—</b>	
<b>23</b>	<b>Construction</b>	<b>456</b>	<b>2 280</b>	<b>9 197</b>	<b>97</b>	<b>60</b>	<b>25</b>	<b>10</b>	<b>2</b>	<b>—</b>	<b>—</b>	<b>—</b>	<b>—</b>	<b>—</b>	
233	Building, developing & general contracting	(C)	(D)	(D)	24	18	5	—	1	—	—	—	—	—	
235	Special trade contractors	345	1 472	6 325	70	40	19	10	1	—	—	—	—	—	
<b>31-33</b>	<b>Manufacturing</b>	<b>2 994</b>	<b>20 430</b>	<b>84 993</b>	<b>47</b>	<b>12</b>	<b>5</b>	<b>6</b>	<b>9</b>	<b>6</b>	<b>4</b>	<b>4</b>	<b>1</b>	<b>—</b>	
311	Food mfg	267	2 265	10 000	6	—	2	1	1	1	1	—	—	—	
3111	Animal food mfg	(C)	(D)	(D)	3	—	1	—	—	1	1	—	—	—	
31111	Animal food mfg	(C)	(D)	(D)	3	—	1	—	—	1	1	—	—	—	
313	Textile mills	(F)	(D)	(D)	7	3	—	—	1	1	1	1	—	—	
3131	Fiber, yarn & thread mills	(E)	(D)	(D)	3	—	—	—	—	1	1	1	—	—	
31311	Fiber, yarn & thread mills	(E)	(D)	(D)	3	—	—	—	—	1	1	1	—	—	
314	Textile product mills	304	2 385	9 216	4	1	—	—	2	—	—	1	—	—	
3141	Textile furnishings mills	(E)	(D)	(D)	1	—	—	—	—	—	—	1	—	—	
31412	Curtain & linen mills	(E)	(D)	(D)	1	—	—	—	—	—	—	1	—	—	
315	Apparel manufacturing	(F)	(D)	(D)	3	1	—	—	1	—	—	—	1	—	
3151	Apparel knitting mills	(F)	(D)	(D)	2	—	—	—	1	—	—	—	1	—	
31511	Hosiery & sock mills	(F)	(D)	(D)	1	—	—	—	—	—	—	—	1	—	
321	Wood product mfg	158	810	3 370	4	1	—	2	—	—	1	—	—	—	
3219	Other wood product mfg	(C)	(D)	(D)	2	—	—	1	—	—	1	—	—	—	
32199	All other wood product mfg	(C)	(D)	(D)	1	—	—	—	—	—	1	—	—	—	
326	Plastics & rubber products mfg	(C)	(D)	(D)	1	—	—	—	—	—	1	—	—	—	
3261	Plastics product mfg	(C)	(D)	(D)	1	—	—	—	—	—	1	—	—	—	
32619	Other plastics product mfg	(C)	(D)	(D)	1	—	—	—	—	—	1	—	—	—	
327	Nonmetallic mineral product mfg	(E)	(D)	(D)	4	—	1	—	2	—	—	1	—	—	
3272	Glass & glass product mfg	(E)	(D)	(D)	1	—	—	—	—	—	—	1	—	—	
32721	Glass & glass product mfg	(E)	(D)	(D)	1	—	—	—	—	—	—	1	—	—	
332	Fabricated metal product mfg	134	954	3 861	4	1	—	1	1	1	—	—	—	—	
333	Machinery mfg	(C)	(D)	(D)	3	1	—	—	1	1	—	—	—	—	
3332	Industrial machinery mfg	(C)	(D)	(D)	2	—	—	—	1	1	—	—	—	—	
336	Transportation equipment mfg	(E)	(D)	(D)	1	—	—	—	—	—	—	1	—	—	
3363	Motor vehicle parts mfg	(E)	(D)	(D)	1	—	—	—	—	—	—	1	—	—	
33639	Other motor vehicle parts mfg	(E)	(D)	(D)	1	—	—	—	—	—	—	1	—	—	
337	Furniture & related product mfg	(C)	(D)	(D)	2	—	—	—	—	2	—	—	—	—	

See footnotes at end of table.

**Table 6. Counties—Employees, Payroll, and Establishments by Industry: 2002—Con.**

[Excludes most government employees, railroad employees, and self-employed persons. Size class 1 to 4 includes establishments with payroll, but no employees, during mid-March pay period. (D) denotes figures withheld to avoid disclosing data for individual companies; the data are included in broader industry totals. Detailed industries with 100 or more employees are shown if industry was not a (D). For explanation of terms, abbreviations, and data reliability/comparability, see introductory text]

NAICS code	Industry	Number of employees for week including March 12	Payroll (\$1,000)		Total number of establishments	Number of establishments by employment-size class									
			First quarter	Annual		1 to 4	5 to 9	10 to 19	20 to 49	50 to 99	100 to 249	250 to 499	500 to 999	1,000 or more	
<b>VANCE—Con.</b>															
<b>42</b>	<b>Wholesale trade</b>	<b>355</b>	<b>2 538</b>	<b>11 417</b>	<b>29</b>	<b>18</b>	<b>3</b>	<b>3</b>	<b>4</b>	—	<b>1</b>	—	—	—	
422	Wholesale trade, nondurable goods	279	1 856	8 352	14	6	1	3	3	—	1	—	—	—	
4229	Miscellaneous nondurable goods whsle	(C)	(D)	(D)	5	3	—	1	—	—	1	—	—	—	
42294	Tobacco & tobacco product whsle	(C)	(D)	(D)	1	—	—	—	—	—	1	—	—	—	
<b>44-45</b>	<b>Retail trade</b>	<b>3 062</b>	<b>15 243</b>	<b>63 698</b>	<b>224</b>	<b>87</b>	<b>70</b>	<b>37</b>	<b>18</b>	<b>8</b>	<b>3</b>	<b>1</b>	—	—	
441	Motor vehicle & parts dealers	346	2 572	11 585	33	13	6	7	7	—	—	—	—	—	
4411	Automobile dealers	181	1 491	7 374	13	5	2	1	5	—	—	—	—	—	
44111	New car dealers	141	1 249	6 147	7	2	—	—	5	—	—	—	—	—	
441110	New car dealers	141	1 249	6 147	7	2	—	—	5	—	—	—	—	—	
4413	Automotive parts, accessories & tire stores	(C)	(D)	(D)	16	6	3	6	1	—	—	—	—	—	
444	Bldg material & garden equip & supp dealers	200	1 073	4 359	9	2	3	3	—	—	1	—	—	—	
4441	Building material & supplies dealers	166	848	3 376	5	1	2	1	—	—	1	—	—	—	
44411	Home centers	(C)	(D)	(D)	1	—	—	—	—	—	1	—	—	—	
445	Food & beverage stores	506	2 035	8 092	29	14	5	2	3	5	—	—	—	—	
4451	Grocery stores	457	1 679	6 579	23	11	4	—	3	5	—	—	—	—	
44511	Grocery (except convenience) stores	438	1 620	6 309	14	4	2	—	3	5	—	—	—	—	
445110	Grocery (except convenience) stores	438	1 620	6 309	14	4	2	—	3	5	—	—	—	—	
446	Health & personal care stores	138	702	2 353	16	7	2	6	1	—	—	—	—	—	
4461	Health & personal care stores	138	702	2 353	16	7	2	6	1	—	—	—	—	—	
447	Gasoline stations	295	1 023	4 071	46	20	19	6	—	1	—	—	—	—	
4471	Gasoline stations	295	1 023	4 071	46	20	19	6	—	1	—	—	—	—	
44711	Gasoline stations with convenience stores	222	721	2 872	40	16	18	6	—	—	—	—	—	—	
447110	Gasoline stations with convenience stores	222	721	2 872	40	16	18	6	—	—	—	—	—	—	
448	Clothing & clothing accessories stores	255	667	2 567	22	7	8	5	1	1	—	—	—	—	
4481	Clothing stores	181	421	1 618	12	2	6	2	1	1	—	—	—	—	
44814	Family clothing stores	108	295	1 090	4	2	—	—	1	1	—	—	—	—	
448140	Family clothing stores	108	295	1 090	4	2	—	—	1	1	—	—	—	—	
452	General merchandise stores	771	2 918	14 143	16	—	8	3	2	1	1	1	—	—	
4521	Department stores	405	1 405	6 949	3	—	—	—	1	1	—	1	—	—	
45211	Department stores	405	1 405	6 949	3	—	—	—	1	1	—	1	—	—	
452110	Department stores	405	1 405	6 949	3	—	—	—	1	1	—	1	—	—	
4529	Other general merchandise stores	366	1 513	7 194	13	—	8	3	1	—	1	—	—	—	
45299	All other general merchandise stores	366	1 513	7 194	13	—	8	3	1	—	1	—	—	—	
452990	All other general merchandise stores	366	1 513	7 194	13	—	8	3	1	—	1	—	—	—	
453	Miscellaneous store retailers	382	3 295	12 684	27	14	8	1	3	—	1	—	—	—	
4532	Office supplies, stationery & gift stores	(C)	(D)	(D)	6	2	1	1	1	—	1	—	—	—	
45321	Office supplies & stationery stores	(C)	(D)	(D)	2	—	—	—	1	—	1	—	—	—	
4539	Other miscellaneous store retailers	(C)	(D)	(D)	12	5	5	—	2	—	—	—	—	—	
45393	Manufactured (mobile) home dealers	101	974	3 735	10	3	5	—	2	—	—	—	—	—	
453930	Manufactured (mobile) home dealers	101	974	3 735	10	3	5	—	2	—	—	—	—	—	
<b>48-49</b>	<b>Transportation &amp; warehousing</b>	<b>470</b>	<b>3 587</b>	<b>14 754</b>	<b>34</b>	<b>22</b>	<b>3</b>	<b>6</b>	<b>1</b>	<b>1</b>	<b>1</b>	—	—	—	
484	Truck transportation	455	3 516	14 310	29	18	2	6	1	1	1	—	—	—	
4841	General freight trucking	373	3 046	12 468	17	10	2	3	—	1	1	—	—	—	
48412	General freight trucking, long-distance	335	2 781	11 491	10	5	2	1	—	1	1	—	—	—	
<b>51</b>	<b>Information</b>	<b>181</b>	<b>1 491</b>	<b>5 594</b>	<b>14</b>	<b>5</b>	<b>2</b>	<b>4</b>	<b>2</b>	<b>1</b>	—	—	—	—	
<b>52</b>	<b>Finance &amp; insurance</b>	<b>252</b>	<b>1 687</b>	<b>7 050</b>	<b>53</b>	<b>31</b>	<b>15</b>	<b>5</b>	<b>2</b>	—	—	—	—	—	
522	Credit intermediation & related activities	186	1 108	4 522	30	14	10	4	2	—	—	—	—	—	
5221	Depository credit intermediation	130	730	3 060	16	6	4	4	2	—	—	—	—	—	
52211	Commercial banking	102	575	2 359	11	2	4	4	1	—	—	—	—	—	
522110	Commercial banking	102	575	2 359	11	2	4	4	1	—	—	—	—	—	
<b>53</b>	<b>Real estate &amp; rental &amp; leasing</b>	<b>215</b>	<b>1 270</b>	<b>5 692</b>	<b>46</b>	<b>30</b>	<b>11</b>	<b>4</b>	<b>1</b>	—	—	—	—	—	
532	Rental & leasing services	137	882	3 940	15	3	8	3	1	—	—	—	—	—	
<b>54</b>	<b>Professional, scientific &amp; technical services</b>	<b>266</b>	<b>1 620</b>	<b>7 071</b>	<b>53</b>	<b>36</b>	<b>8</b>	<b>6</b>	<b>3</b>	—	—	—	—	—	
541	Professional, scientific & technical services	266	1 620	7 071	53	36	8	6	3	—	—	—	—	—	
5412	Accounting, tax prep, bookkeep, payroll services	108	813	3 522	10	4	1	3	2	—	—	—	—	—	
54121	Accounting, tax prep, bookkeep, payroll services	108	813	3 522	10	4	1	3	2	—	—	—	—	—	
<b>55</b>	<b>Management of companies &amp; enterprises</b>	<b>328</b>	<b>3 661</b>	<b>15 883</b>	<b>10</b>	<b>2</b>	<b>5</b>	<b>1</b>	<b>1</b>	—	<b>1</b>	—	—	—	
551	Management of companies & enterprises	328	3 661	15 883	10	2	5	1	1	—	1	—	—	—	
5511	Management of companies & enterprises	328	3 661	15 883	10	2	5	1	1	—	1	—	—	—	
55111	Management of companies & enterprises	328	3 661	15 883	10	2	5	1	1	—	1	—	—	—	
551114	Corp, subsidiary & regional managing offices	328	3 661	15 883	10	2	5	1	1	—	1	—	—	—	
<b>56</b>	<b>Admin, support, waste mgt, remediation services</b>	<b>471</b>	<b>1 916</b>	<b>6 798</b>	<b>28</b>	<b>15</b>	<b>7</b>	<b>1</b>	<b>3</b>	—	<b>2</b>	—	—	—	
561	Administrative & support services	(E)	(D)	(D)	24	13	6	1	3	—	1	—	—	—	
5613	Employment services	223	772	2 328	5	2	—	—	2	—	1	—	—	—	
56132	Temporary help services	(C)	(D)	(D)	4	1	—	—	2	—	1	—	—	—	
562	Waste management & remediation services	(C)	(D)	(D)	4	2	1	—	—	—	1	—	—	—	
5621	Waste collection	(C)	(D)	(D)	2	—	1	—	—	—	1	—	—	—	
56211	Waste collection	(C)	(D)	(D)	2	—	1	—	—	—	1	—	—	—	

See footnotes at end of table.



**Table 6. Counties—Employees, Payroll, and Establishments by Industry: 2002—Con.**

[Excludes most government employees, railroad employees, and self-employed persons. Size class 1 to 4 includes establishments with payroll, but no employees, during mid-March pay period. (D) denotes figures withheld to avoid disclosing data for individual companies; the data are included in broader industry totals. Detailed industries with 100 or more employees are shown if industry was not a (D). For explanation of terms, abbreviations, and data reliability/comparability, see introductory text]

NAICS code	Industry	Number of employees for week including March 12	Payroll (\$1,000)		Total number of establishments	Number of establishments by employment-size class								
			First quarter	Annual		1 to 4	5 to 9	10 to 19	20 to 49	50 to 99	100 to 249	250 to 499	500 to 999	1,000 or more
<b>VANCE—Con.</b>														
<b>61</b>	<b>Educational services</b>	<b>265</b>	<b>1 237</b>	<b>4 587</b>	<b>7</b>	<b>3</b>	—	<b>1</b>	—	<b>2</b>	<b>1</b>	—	—	—
611	Educational services	265	1 237	4 587	7	3	—	1	—	2	1	—	—	—
6111	Elementary & secondary schools	264	1 229	4 551	4	—	—	1	—	2	1	—	—	—
61111	Elementary & secondary schools	264	1 229	4 551	4	—	—	1	—	2	1	—	—	—
611110	Elementary & secondary schools	264	1 229	4 551	4	—	—	1	—	2	1	—	—	—
<b>62</b>	<b>Health care and social assistance</b>	<b>1 996</b>	<b>12 526</b>	<b>56 141</b>	<b>86</b>	<b>30</b>	<b>21</b>	<b>21</b>	<b>8</b>	<b>2</b>	<b>3</b>	—	<b>1</b>	—
621	Ambulatory health care services	541	4 344	20 642	52	22	14	11	4	1	—	—	—	—
6211	Offices of physicians	230	2 643	12 243	29	15	8	4	2	—	—	—	—	—
62111	Offices of physicians	230	2 643	12 243	29	15	8	4	2	—	—	—	—	—
621111	Offices of physicians (exc mental health)	230	2 643	12 243	29	15	8	4	2	—	—	—	—	—
6216	Home health care services	139	308	1 493	4	1	—	1	1	1	—	—	—	—
62161	Home health care services	139	308	1 493	4	1	—	1	1	1	—	—	—	—
621610	Home health care services	139	308	1 493	4	1	—	1	1	1	—	—	—	—
622	Hospitals	(F)	(D)	(D)	1	—	—	—	—	—	—	—	1	—
6221	General medical & surgical hospitals	(F)	(D)	(D)	1	—	—	—	—	—	—	—	1	—
62211	General medical & surgical hospitals	(F)	(D)	(D)	1	—	—	—	—	—	—	—	1	—
623	Nursing & residential care facilities	459	1 934	8 393	10	1	—	3	3	1	2	—	—	—
6231	Nursing care facilities	331	1 416	6 289	4	—	—	1	—	1	2	—	—	—
62311	Nursing care facilities	331	1 416	6 289	4	—	—	1	—	1	2	—	—	—
623110	Nursing care facilities	331	1 416	6 289	4	—	—	1	—	1	2	—	—	—
624	Social assistance	(E)	(D)	(D)	23	7	7	7	1	—	1	—	—	—
6243	Vocational rehabilitation services	(C)	(D)	(D)	1	—	—	—	—	—	1	—	—	—
62431	Vocational rehabilitation services	(C)	(D)	(D)	1	—	—	—	—	—	1	—	—	—
6244	Child day care services	126	360	1 550	13	3	4	5	1	—	—	—	—	—
62441	Child day care services	126	360	1 550	13	3	4	5	1	—	—	—	—	—
624410	Child day care services	126	360	1 550	13	3	4	5	1	—	—	—	—	—
<b>71</b>	<b>Arts, entertainment &amp; recreation</b>	<b>210</b>	<b>622</b>	<b>2 536</b>	<b>12</b>	<b>3</b>	<b>3</b>	<b>1</b>	<b>4</b>	<b>1</b>	—	—	—	—
713	Amusement, gambling & recreation industries	210	622	2 536	12	3	3	1	4	1	—	—	—	—
7139	Other amusement & recreation industries	(C)	(D)	(D)	10	1	3	1	4	1	—	—	—	—
71394	Fitness & recreational sports centers	137	284	1 130	6	1	1	1	2	1	—	—	—	—
713940	Fitness & recreational sports centers	137	284	1 130	6	1	1	1	2	1	—	—	—	—
<b>72</b>	<b>Accommodation &amp; food services</b>	<b>1 408</b>	<b>3 077</b>	<b>12 967</b>	<b>72</b>	<b>18</b>	<b>7</b>	<b>18</b>	<b>24</b>	<b>4</b>	<b>1</b>	—	—	—
721	Accommodation	130	264	1 158	12	4	1	5	2	—	—	—	—	—
7211	Traveler accommodation	(C)	(D)	(D)	10	2	1	5	2	—	—	—	—	—
72111	Hotels (exc casino hotels) & motels	(C)	(D)	(D)	10	2	1	5	2	—	—	—	—	—
722	Food services & drinking places	1 278	2 813	11 809	60	14	6	13	22	4	1	—	—	—
7221	Full-service restaurants	580	1 308	5 658	25	5	2	6	11	—	1	—	—	—
72211	Full-service restaurants	580	1 308	5 658	25	5	2	6	11	—	1	—	—	—
722110	Full-service restaurants	580	1 308	5 658	25	5	2	6	11	—	1	—	—	—
7222	Limited-service eating places	674	1 433	6 022	29	5	3	6	11	4	—	—	—	—
72221	Limited-service eating places	674	1 433	6 022	29	5	3	6	11	4	—	—	—	—
722211	Limited-service restaurants	611	1 329	5 469	25	3	2	6	11	3	—	—	—	—
<b>81</b>	<b>Other services (except public administration)</b>	<b>397</b>	<b>1 544</b>	<b>6 229</b>	<b>100</b>	<b>74</b>	<b>19</b>	<b>6</b>	<b>1</b>	—	—	—	—	—
813	Religious, grantmaking, civic, prof & like organizations	215	628	2 467	54	37	14	3	—	—	—	—	—	—
8131	Religious organizations	170	495	1 937	43	30	11	2	—	—	—	—	—	—
81311	Religious organizations	170	495	1 937	43	30	11	2	—	—	—	—	—	—
813110	Religious organizations	170	495	1 937	43	30	11	2	—	—	—	—	—	—
<b>95</b>	<b>Auxiliaries (exc corporate, subsidiary &amp; regional mgt)</b>	<b>(B)</b>	<b>(D)</b>	<b>(D)</b>	<b>3</b>	<b>1</b>	<b>1</b>	—	<b>1</b>	—	—	—	—	—
<b>99</b>	<b>Unclassified establishments</b>	<b>(B)</b>	<b>(D)</b>	<b>(D)</b>	<b>6</b>	<b>3</b>	<b>3</b>	—	—	—	—	—	—	—
<b>WAKE</b>														
	<b>Total</b>	<b>340 064</b>	<b>2 933 518</b>	<b>11 752 751</b>	<b>21 109</b>	<b>11 011</b>	<b>3 902</b>	<b>2 902</b>	<b>2 070</b>	<b>724</b>	<b>357</b>	<b>94</b>	<b>34</b>	<b>15</b>
<b>11</b>	<b>Forestry, fishing, hunting, and agriculture support</b>	<b>238</b>	<b>1 707</b>	<b>7 540</b>	<b>40</b>	<b>29</b>	<b>4</b>	<b>4</b>	<b>2</b>	<b>1</b>	—	—	—	—
115	Agriculture & forestry support activities	158	1 036	4 867	25	19	1	4	—	1	—	—	—	—
1152	Animal production support activities	129	894	4 359	16	12	—	3	—	1	—	—	—	—
11521	Animal production support activities	129	894	4 359	16	12	—	3	—	1	—	—	—	—
115210	Animal production support activities	129	894	4 359	16	12	—	3	—	1	—	—	—	—
<b>21</b>	<b>Mining</b>	<b>239</b>	<b>3 256</b>	<b>15 745</b>	<b>13</b>	<b>3</b>	<b>3</b>	<b>1</b>	<b>6</b>	—	—	—	—	—
212	Mining (except oil & gas)	(C)	(D)	(D)	9	1	2	—	6	—	—	—	—	—
2123	Nonmetallic mineral mining & quarrying	211	3 039	10 282	8	—	2	—	6	—	—	—	—	—
21231	Stone mining & quarrying	211	3 039	10 282	8	—	2	—	6	—	—	—	—	—
212313	Crushed & broken granite mining & quarrying	211	3 039	10 282	8	—	2	—	6	—	—	—	—	—

See footnotes at end of table.

**Table 6. Counties—Employees, Payroll, and Establishments by Industry: 2002—Con.**

[Excludes most government employees, railroad employees, and self-employed persons. Size class 1 to 4 includes establishments with payroll, but no employees, during mid-March pay period. (D) denotes figures withheld to avoid disclosing data for individual companies; the data are included in broader industry totals. Detailed industries with 100 or more employees are shown if industry was not a (D). For explanation of terms, abbreviations, and data reliability/comparability, see introductory text]

NAICS code	Industry	Number of employees for week including March 12	Payroll (\$1,000)		Total number of establishments	Number of establishments by employment-size class								
			First quarter	Annual		1 to 4	5 to 9	10 to 19	20 to 49	50 to 99	100 to 249	250 to 499	500 to 999	1,000 or more
<b>WAKE—Con.</b>														
<b>22</b>	<b>Utilities</b>	<b>2 033</b>	<b>43 950</b>	<b>151 070</b>	<b>25</b>	<b>11</b>	<b>1</b>	<b>3</b>	<b>2</b>	<b>4</b>	<b>2</b>	—	<b>2</b>	—
221	Utilities	2 033	43 950	151 070	25	11	1	3	2	4	2	—	2	—
2211	Elec pwr generation, transmns & distribution	(G)	(D)	(D)	11	3	1	1	1	2	1	—	2	—
22111	Electric power generation	(C)	(D)	(D)	1	—	—	—	—	—	—	—	1	—
22112	Electric pwr transmns, control & distribution	(G)	(D)	(D)	10	3	1	1	1	2	—	—	—	2
2212	Natural gas distribution	(C)	(D)	(D)	6	2	—	1	1	1	1	—	—	—
22121	Natural gas distribution	(C)	(D)	(D)	6	2	—	1	1	1	1	—	—	—
2213	Water, sewage & other systems	(C)	(D)	(D)	8	6	—	1	—	1	—	—	—	—
22131	Water supply & irrigation systems	(C)	(D)	(D)	5	3	—	1	—	1	—	—	—	—
<b>23</b>	<b>Construction</b>	<b>26 761</b>	<b>226 852</b>	<b>939 142</b>	<b>2 454</b>	<b>1 472</b>	<b>426</b>	<b>276</b>	<b>188</b>	<b>60</b>	<b>23</b>	<b>7</b>	<b>1</b>	<b>1</b>
233	Building, developing & general contracting	6 365	67 962	280 514	891	612	138	77	46	13	3	2	—	—
2331	Land subdivision & land development	(E)	(D)	(D)	88	68	9	7	4	—	—	—	—	—
23311	Land subdivision & land development	(E)	(D)	(D)	88	68	9	7	4	—	—	—	—	—
2332	Residential building construction	3 167	32 308	137 413	664	490	107	40	20	6	1	—	—	—
23321	Single-family housing construction	2 775	28 623	123 017	628	471	101	35	15	5	1	—	—	—
233210	Single-family housing construction	2 775	28 623	123 017	628	471	101	35	15	5	1	—	—	—
23322	Multifamily housing construction	392	3 685	14 396	36	19	6	5	5	1	—	—	—	—
233220	Multifamily housing construction	392	3 685	14 396	36	19	6	5	5	1	—	—	—	—
2333	Nonresidential building construction	(H)	(D)	(D)	139	54	22	30	22	7	2	2	—	—
23331	Mfg & industrial building construction	(F)	(D)	(D)	4	2	—	—	—	—	—	1	1	—
23332	Commercial & institutional bldg construction	2 152	24 606	98 533	135	52	22	30	22	7	1	1	—	—
233320	Commercial & institutional bldg construction	2 152	24 606	98 533	135	52	22	30	22	7	1	1	—	—
234	Heavy construction	2 583	21 079	92 698	110	36	24	25	10	10	4	1	—	—
2341	Highway, street, bridge & tunnel construction	863	6 337	30 620	30	9	8	4	4	3	2	—	—	—
23411	Highway & street construction	(F)	(D)	(D)	29	9	8	4	4	3	1	—	—	—
23412	Bridge & tunnel construction	(C)	(D)	(D)	1	—	—	—	—	—	1	—	—	—
2349	Other heavy construction	1 720	14 742	62 078	80	27	16	21	6	7	2	1	—	—
23491	Water, sewer & pipeline construction	947	7 519	34 173	36	8	6	13	3	4	2	—	—	—
234910	Water, sewer & pipeline construction	947	7 519	34 173	36	8	6	13	3	4	2	—	—	—
23492	Pwr, communication transmns line construction	301	2 797	9 516	14	4	3	2	2	3	—	—	—	—
234920	Pwr, communication transmns line construction	301	2 797	9 516	14	4	3	2	2	3	—	—	—	—
23499	All other heavy construction	472	4 426	18 389	30	15	7	6	1	—	—	1	—	—
234990	All other heavy construction	472	4 426	18 389	30	15	7	6	1	—	—	1	—	—
235	Special trade contractors	17 813	137 811	565 930	1 453	824	264	174	132	37	16	4	1	1
2351	Plumbing, heating & AC contractor	4 956	48 111	189 719	261	138	36	34	34	10	6	2	1	—
23511	Plumbing, heating & AC contractor	4 956	48 111	189 719	261	138	36	34	34	10	6	2	1	—
235110	Plumbing, heating & AC contractor	4 956	48 111	189 719	261	138	36	34	34	10	6	2	1	—
2352	Painting & wall covering contractors	816	4 582	21 736	155	105	28	14	8	—	—	—	—	—
23521	Painting & wall covering contractors	816	4 582	21 736	155	105	28	14	8	—	—	—	—	—
235210	Painting & wall covering contractors	816	4 582	21 736	155	105	28	14	8	—	—	—	—	—
2353	Electrical contractors	2 813	23 670	88 437	244	121	47	39	25	10	2	—	—	—
23531	Electrical contractors	2 813	23 670	88 437	244	121	47	39	25	10	2	—	—	—
235310	Electrical contractors	2 813	23 670	88 437	244	121	47	39	25	10	2	—	—	—
2354	Masonry, drywall, insulation, tile contractors	3 911	24 143	96 246	154	74	29	19	22	4	4	1	—	1
23541	Masonry & stone contractors	987	6 217	25 644	71	37	13	9	9	1	2	—	—	—
235410	Masonry & stone contractors	987	6 217	25 644	71	37	13	9	9	1	2	—	—	—
23542	Drywall, acoustical & insulation contractors	2 621	15 481	60 976	53	20	9	7	11	3	1	1	—	1
235420	Drywall, acoustical & insulation contractors	2 621	15 481	60 976	53	20	9	7	11	3	1	1	—	1
23543	Tile, marble, terrazzo & mosaic contractors	303	2 445	9 626	30	17	7	3	2	—	1	—	—	—
235430	Tile, marble, terrazzo & mosaic contractors	303	2 445	9 626	30	17	7	3	2	—	1	—	—	—
2355	Carpentry & floor contractors	1 239	7 729	33 171	242	162	46	23	9	2	—	—	—	—
23551	Carpentry contractors	840	4 864	21 863	186	130	34	16	5	1	—	—	—	—
235510	Carpentry contractors	840	4 864	21 863	186	130	34	16	5	1	—	—	—	—
23552	Floor laying & other floor contractors	399	2 865	11 308	56	32	12	7	4	1	—	—	—	—
235520	Floor laying & other floor contractors	399	2 865	11 308	56	32	12	7	4	1	—	—	—	—
2356	Roofing, siding, & sheet metal contractors	1 088	7 556	31 551	100	55	22	13	7	2	—	1	—	—
23561	Roofing, siding, & sheet metal contractors	1 088	7 556	31 551	100	55	22	13	7	2	—	1	—	—
235610	Roofing, siding, & sheet metal contractors	1 088	7 556	31 551	100	55	22	13	7	2	—	1	—	—
2357	Concrete contractors	1 043	7 022	36 092	104	49	25	17	10	2	1	—	—	—
23571	Concrete contractors	1 043	7 022	36 092	104	49	25	17	10	2	1	—	—	—
235710	Concrete contractors	1 043	7 022	36 092	104	49	25	17	10	2	1	—	—	—
2359	Other special trade contractors	1 923	14 839	68 273	188	117	30	14	17	7	3	—	—	—
23591	Structural steel erection contractors	122	957	4 839	8	4	1	1	1	1	—	—	—	—
235910	Structural steel erection contractors	122	957	4 839	8	4	1	1	1	1	—	—	—	—
23592	Glass & glazing contractors	102	669	2 171	11	7	—	1	3	—	—	—	—	—
235920	Glass & glazing contractors	102	669	2 171	11	7	—	1	3	—	—	—	—	—
23593	Excavation contractors	713	4 928	21 436	68	42	12	6	4	3	1	—	—	—
235930	Excavation contractors	713	4 928	21 436	68	42	12	6	4	3	1	—	—	—
23595	Bldg equip & oth mach installation contractor	156	1 706	6 969	11	5	2	1	2	1	—	—	—	—
235950	Bldg equip & oth mach installation contractor	156	1 706	6 969	11	5	2	1	2	1	—	—	—	—
23599	All other special trade contractors	769	6 199	31 282	83	57	13	3	6	2	2	—	—	—
235990	All other special trade contractors	769	6 199	31 282	83	57	13	3	6	2	2	—	—	—
<b>31-33</b>	<b>Manufacturing</b>	<b>19 430</b>	<b>196 621</b>	<b>780 921</b>	<b>650</b>	<b>262</b>	<b>115</b>	<b>78</b>	<b>35</b>	<b>28</b>	<b>10</b>	<b>6</b>	—	—
311	Food mfg	1 891	16 082	56 588	27	12	2	3	5	3	—	—	2	—
3116	Animal slaughtering & processing	(F)	(D)	(D)	3	2	—	—	—	—	—	—	1	—
31161	Animal slaughtering & processing	(F)	(D)	(D)	3	2	—	—	—	—	—	—	1	—
3118	Bakeries & tortilla mfg	1 168	9 969	32 482	16	6	1	3	3	2	—	—	1	—
31181	Bread & bakery product mfg	(E)	(D)	(D)	15	6	1	3	3	2	—	—	—	—
311812	Commercial bakeries	142	914	3 493	4	2	—	—	—	2	—	—	—	—
31182	Cookie, cracker & pasta mfg	(F)	(D)	(D)	1	—	—	—	—	—	—	—	1	—

See footnotes at end of table.

**Table 6. Counties—Employees, Payroll, and Establishments by Industry: 2002—Con.**

[Excludes most government employees, railroad employees, and self-employed persons. Size class 1 to 4 includes establishments with payroll, but no employees, during mid-March pay period. (D) denotes figures withheld to avoid disclosing data for individual companies; the data are included in broader industry totals. Detailed industries with 100 or more employees are shown if industry was not a (D). For explanation of terms, abbreviations, and data reliability/comparability, see introductory text]

NAICS code	Industry	Number of employees for week including March 12	Payroll (\$1,000)		Total number of establishments	Number of establishments by employment-size class																				
			First quarter	Annual		1 to 4	5 to 9	10 to 19	20 to 49	50 to 99	100 to 249	250 to 499	500 to 999	1,000 or more												
<b>WAKE—Con.</b>																										
<b>31-33 Manufacturing—Con.</b>																										
313	Textile mills .....	352	2 764	10 871	13	6	5	—	—	—	—	2	—	—	—	—										
3131	Fiber, yarn & thread mills .....	(C)	(D)	(D)	1	—	—	—	—	—	—	1	—	—	—	—										
31311	Fiber, yarn & thread mills .....	(C)	(D)	(D)	1	—	—	—	—	—	—	1	—	—	—	—										
3132	Fabric mills .....	(C)	(D)	(D)	3	1	1	—	—	—	—	1	—	—	—	—										
31321	Broadwoven fabric mills .....	(C)	(D)	(D)	3	1	1	—	—	—	—	1	—	—	—	—										
315	Apparel manufacturing .....	211	1 413	5 989	13	6	1	4	1	1	—	—	—	—	—	—										
3152	Cut & sew apparel mfg .....	189	1 265	5 449	10	4	1	3	1	1	—	—	—	—	—	—										
31521	Cut & sew apparel contractors .....	114	454	2 155	3	—	1	1	—	1	—	—	—	—	—	—										
315212	Women's, girls', infants, cut, sew apparel contr .....	114	454	2 155	3	—	1	1	—	1	—	—	—	—	—	—										
321	Wood product mfg .....	886	6 450	27 626	32	8	5	7	8	2	2	—	—	—	—	—										
3212	Veneer, plywood & engineered wood product mfg .....	392	2 397	9 762	6	—	—	1	3	1	1	—	—	—	—	—										
32121	Veneer, plywood & engineered wood product mfg .....	392	2 397	9 762	6	—	—	1	3	1	1	—	—	—	—	—										
321214	Truss mfg .....	392	2 397	9 762	6	—	—	1	3	1	1	—	—	—	—	—										
3219	Other wood product mfg .....	433	3 543	15 995	22	7	4	6	3	1	1	—	—	—	—	—										
32191	Millwork .....	382	3 059	13 781	17	6	2	5	2	1	1	—	—	—	—	—										
322	Paper mfg .....	539	4 541	22 428	9	—	—	2	4	1	2	—	—	—	—	—										
3222	Converted paper product mfg .....	539	4 541	22 428	9	—	—	2	4	1	2	—	—	—	—	—										
32221	Paperboard container mfg .....	(F)	(D)	(D)	7	—	—	—	4	1	2	—	—	—	—	—										
323	Printing & related support activities .....	1 485	11 063	46 878	109	50	26	18	10	2	2	1	—	—	—	—										
3231	Printing & related support activities .....	1 485	11 063	46 878	109	50	26	18	10	2	2	1	—	—	—	—										
32311	Printing .....	1 450	10 768	45 844	99	42	25	17	10	2	2	1	—	—	—	—										
323110	Commercial lithographic printing .....	707	6 056	25 693	49	20	8	13	6	—	2	—	—	—	—	—										
323113	Commercial screen printing .....	416	2 215	9 736	16	6	—	—	—	—	—	—	—	—	—	—										
323114	Quick printing .....	121	1 089	4 520	17	10	6	—	—	—	—	—	—	—	—	—										
323115	Digital printing .....	121	862	3 727	6	2	2	1	—	—	—	—	—	—	—	—										
325	Chemical mfg .....	2 350	32 003	127 472	26	7	5	2	4	2	4	1	1	—	—	—										
3252	Resin, syn rubber, artf & syn fibers, fil mfg .....	(E)	(D)	(D)	1	—	—	—	—	—	—	—	—	—	—	—										
32522	Artificial & synthetic fibers, filaments mfg .....	(E)	(D)	(D)	1	—	—	—	—	—	—	—	—	—	—	—										
3254	Pharmaceutical & medicine mfg .....	1 710	24 385	103 696	12	1	3	2	1	—	4	—	1	—	—	—										
32541	Pharmaceutical & medicine mfg .....	1 710	24 385	103 696	12	1	3	2	1	—	4	—	1	—	—	—										
325412	Pharmaceutical preparation mfg .....	1 098	16 791	70 204	6	1	1	1	1	—	1	—	1	—	—	—										
326	Plastics & rubber products mfg .....	889	9 566	37 055	15	3	1	2	4	3	1	1	—	—	—	—										
3261	Plastics product mfg .....	(F)	(D)	(D)	14	2	1	2	4	3	1	1	—	—	—	—										
32612	Plastics pipe, pipe fitting, & unsupported profile shape mfg .....	(E)	(D)	(D)	1	—	—	—	—	—	—	—	—	—	—	—										
32615	Foam product (exc polystyrene) mfg .....	(C)	(D)	(D)	1	—	—	—	—	—	—	—	—	—	—	—										
32619	Other plastics product mfg .....	389	3 727	14 426	11	2	1	2	3	3	—	—	—	—	—	—										
327	Nonmetallic mineral product mfg .....	887	7 038	28 073	43	4	11	15	8	4	1	—	—	—	—	—										
3273	Cement & concrete product mfg .....	734	5 983	23 320	30	1	7	11	7	3	1	—	—	—	—	—										
32732	Ready-mix concrete mfg .....	397	3 166	12 289	21	1	5	10	4	—	1	—	—	—	—	—										
327320	Ready-mix concrete mfg .....	397	3 166	12 289	21	1	5	10	4	—	1	—	—	—	—	—										
32733	Concrete pipe, brick & block mfg .....	(E)	(D)	(D)	6	—	1	1	1	3	—	—	—	—	—	—										
332	Fabricated metal product mfg .....	2 081	20 976	81 131	74	26	10	17	8	6	6	1	—	—	—	—										
3321	Forging & stamping .....	(C)	(D)	(D)	2	—	—	—	1	—	1	—	—	—	—	—										
33211	Forging & stamping .....	(C)	(D)	(D)	2	—	—	—	1	—	1	—	—	—	—	—										
3322	Cutlery & handtool mfg .....	(E)	(D)	(D)	2	—	—	1	—	—	—	—	—	—	—	—										
33221	Cutlery & handtool mfg .....	(E)	(D)	(D)	2	—	—	1	—	—	—	—	—	—	—	—										
3323	Architectural & structural metals mfg .....	691	6 839	23 815	24	11	2	3	2	3	3	—	—	—	—	—										
33231	Plate work & fabricated structural prod mfg .....	121	1 131	4 749	6	1	1	1	2	1	—	—	—	—	—	—										
33232	Ornamental & architectural metal prod mfg .....	570	5 708	19 066	18	10	1	2	—	2	3	—	—	—	—	—										
3327	Mach shops, turn prod, screw, nut, bolt mfg .....	306	2 467	11 117	26	11	4	7	3	1	—	—	—	—	—	—										
33271	Machine shops .....	(E)	(D)	(D)	24	11	3	7	2	1	—	—	—	—	—	—										
3328	Coating, engrave, heat treating & oth activity .....	156	1 233	5 352	11	4	2	3	1	1	—	—	—	—	—	—										
33281	Coating, engrave, heat treating & oth activity .....	156	1 233	5 352	11	4	2	3	1	1	—	—	—	—	—	—										
3329	Other fabricated metal product mfg .....	371	4 070	16 564	6	—	1	2	1	—	2	—	—	—	—	—										
33291	Metal valve mfg .....	(E)	(D)	(D)	2	—	—	—	—	—	2	—	—	—	—	—										
333	Machinery mfg .....	1 086	12 257	52 151	34	10	6	8	6	2	1	1	—	—	—	—										
3331	Ag, construction & mining machinery mfg .....	(E)	(D)	(D)	2	1	—	—	—	—	—	—	—	—	—	—										
33311	Agricultural implement mfg .....	(E)	(D)	(D)	2	1	—	—	—	—	—	—	—	—	—	—										
3332	Industrial machinery mfg .....	261	3 664	14 370	11	2	3	2	2	2	—	—	—	—	—	—										
33329	Other industrial machinery mfg .....	(C)	(D)	(D)	10	2	3	1	2	2	—	—	—	—	—	—										
3333	Commercial & service industry machinery mfg .....	(C)	(D)	(D)	3	—	1	1	—	—	1	—	—	—	—	—										
33331	Commercial & service industry machinery mfg .....	(C)	(D)	(D)	3	—	1	1	—	—	1	—	—	—	—	—										
3339	Other general purpose machinery mfg .....	168	2 172	9 319	11	4	2	2	3	—	—	—	—	—	—	—										
33399	All other general purpose machinery mfg .....	(C)	(D)	(D)	8	3	1	1	3	—	—	—	—	—	—	—										

See footnotes at end of table.

**Table 6. Counties—Employees, Payroll, and Establishments by Industry: 2002—Con.**

[Excludes most government employees, railroad employees, and self-employed persons. Size class 1 to 4 includes establishments with payroll, but no employees, during mid-March pay period. (D) denotes figures withheld to avoid disclosing data for individual companies; the data are included in broader industry totals. Detailed industries with 100 or more employees are shown if industry was not a (D). For explanation of terms, abbreviations, and data reliability/comparability, see introductory text]

NAICS code	Industry	Number of employees for week including March 12	Payroll (\$1,000)		Total number of establishments	Number of establishments by employment-size class										
			First quarter	Annual		1 to 4	5 to 9	10 to 19	20 to 49	50 to 99	100 to 249	250 to 499	500 to 999	1,000 or more		
<b>31-33</b>	<b>WAKE—Con. Manufacturing—Con.</b>															
334	Computer & electronic product mfg . . . . .	3 391	38 031	144 173	74	33	9	12	7	3	5	3	2	—	—	—
3341	Computer & peripheral equipment mfg . . . . .	(E)	(D)	(D)	10	3	2	3	—	—	1	1	—	—	—	—
33411	Computer & peripheral equipment mfg . . . . .	(E)	(D)	(D)	10	3	2	3	—	—	1	1	—	—	—	—
3342	Communications equipment mfg . . . . .	(F)	(D)	(D)	8	4	2	—	1	—	—	—	1	—	—	—
33422	Radio, TV broadcast & wireless comm equip mfg . . . . .	(F)	(D)	(D)	6	3	1	—	1	—	—	—	1	—	—	—
3344	Semiconductor & oth electronic component mfg . . . . .	1 011	10 585	37 580	21	7	—	6	2	2	3	1	—	—	—	—
33441	Semiconductor & oth electronic component mfg . . . . .	1 011	10 585	37 580	21	7	—	6	2	2	3	1	—	—	—	—
334412	Bare printed circuit board mfg . . . . .	113	766	3 875	6	2	—	2	1	1	—	—	—	—	—	—
334418	Printed circuit assembly (electronic assembly) mfg . . . . .	156	1 180	3 789	4	1	—	1	1	—	1	—	—	—	—	—
3345	Nav, measuring, medical, control instruments mfg . . . . .	1 192	15 002	56 058	23	12	3	1	3	1	1	1	1	1	—	—
33451	Nav, measuring, medical, control instruments mfg . . . . .	1 192	15 002	56 058	23	12	3	1	3	1	1	1	1	1	—	—
335	Electrical equip, appliance & component mfg . . . . .	2 037	22 550	91 280	23	8	4	2	1	3	2	2	1	—	—	—
3353	Electrical equipment mfg . . . . .	1 424	17 208	64 983	9	3	—	1	1	1	1	1	1	1	—	—
33531	Electrical equipment mfg . . . . .	1 424	17 208	64 983	9	3	—	1	1	1	1	1	1	1	—	—
3359	Other electrical equipment & component mfg . . . . .	(F)	(D)	(D)	11	3	4	—	—	2	1	1	—	—	—	—
33592	Communication & energy wire & cable mfg . . . . .	(C)	(D)	(D)	3	1	—	—	—	1	1	—	—	—	—	—
33599	All oth electrical equipment & component mfg . . . . .	(E)	(D)	(D)	4	1	2	—	—	—	—	1	—	—	—	—
337	Furniture & related product mfg . . . . .	368	2 736	11 147	57	35	12	7	3	—	—	—	—	—	—	—
3371	HH & institutional furniture & kitchen cabinet mfg . . . . .	303	2 180	8 949	50	33	9	6	2	—	—	—	—	—	—	—
33711	Wood kitchen cabinet & countertop mfg . . . . .	201	1 641	6 417	36	24	7	4	1	—	—	—	—	—	—	—
337110	Wood kitchen cabinet & countertop mfg . . . . .	201	1 641	6 417	36	24	7	4	1	—	—	—	—	—	—	—
33712	Household & institutional furniture mfg . . . . .	102	539	2 532	14	9	2	2	1	—	—	—	—	—	—	—
339	Miscellaneous mfg . . . . .	692	6 787	29 731	61	32	10	10	6	3	—	—	—	—	—	—
3391	Medical equipment & supplies mfg . . . . .	331	3 724	16 447	22	13	2	2	3	2	—	—	—	—	—	—
33911	Medical equipment & supplies mfg . . . . .	331	3 724	16 447	22	13	2	2	3	2	—	—	—	—	—	—
3399	Other miscellaneous mfg . . . . .	361	3 063	13 284	39	19	8	8	3	1	—	—	—	—	—	—
33995	Sign mfg . . . . .	126	996	4 030	18	10	4	3	1	—	—	—	—	—	—	—
339950	Sign mfg . . . . .	126	996	4 030	18	10	4	3	1	—	—	—	—	—	—	—
33999	All other misc mfg . . . . .	125	1 310	5 821	11	5	2	2	1	1	—	—	—	—	—	—
339999	All other miscellaneous mfg . . . . .	109	1 187	5 366	7	3	—	2	1	1	—	—	—	—	—	—
<b>42</b>	<b>Wholesale trade . . . . .</b>	<b>20 087</b>	<b>275 642</b>	<b>1 059 563</b>	<b>1 282</b>	<b>622</b>	<b>255</b>	<b>205</b>	<b>135</b>	<b>37</b>	<b>21</b>	<b>5</b>	<b>1</b>	<b>1</b>	<b>1</b>	<b>1</b>
421	Wholesale trade, durable goods . . . . .	14 691	211 855	793 029	944	445	202	153	105	21	13	3	1	1	1	1
4211	Motor vehicle, motor vehicle pt & supply whsle . . . . .	537	4 830	17 904	57	24	14	10	8	1	—	—	—	—	—	—
42111	Automobile & other motor vehicle whsle . . . . .	152	2 043	6 234	10	5	1	1	2	1	—	—	—	—	—	—
421110	Automobile & other motor vehicle whsle . . . . .	152	2 043	6 234	10	5	1	1	2	1	—	—	—	—	—	—
42112	Motor vehicle supplies & new parts whsle . . . . .	259	1 870	7 915	34	15	8	8	3	—	—	—	—	—	—	—
421120	Motor vehicle supplies & new parts whsle . . . . .	259	1 870	7 915	34	15	8	8	3	—	—	—	—	—	—	—
4212	Furniture & home furnishing whsle . . . . .	529	5 195	20 761	46	26	9	7	2	—	2	—	—	—	—	—
42121	Furniture whsle . . . . .	416	4 086	16 121	21	11	1	5	2	—	2	—	—	—	—	—
421210	Furniture whsle . . . . .	416	4 086	16 121	21	11	1	5	2	—	2	—	—	—	—	—
42122	Home furnishing whsle . . . . .	113	1 109	4 640	25	15	8	2	—	—	—	—	—	—	—	—
421220	Home furnishing whsle . . . . .	113	1 109	4 640	25	15	8	2	—	—	—	—	—	—	—	—
4213	Lumber & other construction materials whsle . . . . .	547	5 761	24 148	56	24	12	10	9	1	—	—	—	—	—	—
42131	Lumber, plywood, millwork & wood panel whsle . . . . .	279	3 140	12 839	29	16	3	4	5	1	—	—	—	—	—	—
421310	Lumber, plywood, millwork & wood panel whsle . . . . .	279	3 140	12 839	29	16	3	4	5	1	—	—	—	—	—	—
42133	Roofing, siding & insulation material whsle . . . . .	104	822	3 856	8	2	3	1	2	—	—	—	—	—	—	—
421330	Roofing, siding & insulation material whsle . . . . .	104	822	3 856	8	2	3	1	2	—	—	—	—	—	—	—
4214	Professional & commercial equip & supp whsle . . . . .	6 293	99 917	359 704	209	95	40	27	30	7	7	1	1	1	1	1
42142	Office equipment whsle . . . . .	688	6 686	25 645	24	8	4	3	5	2	2	—	—	—	—	—
421420	Office equipment whsle . . . . .	688	6 686	25 645	24	8	4	3	5	2	2	—	—	—	—	—
42143	Computer & peripheral equip & software whsle . . . . .	4 202	73 197	246 984	93	46	14	11	13	4	3	—	1	1	1	1
421430	Computer & peripheral equip & software whsle . . . . .	4 202	73 197	246 984	93	46	14	11	13	4	3	—	1	1	1	1
42144	Other commercial equipment whsle . . . . .	119	1 123	5 115	16	9	4	1	2	—	—	—	—	—	—	—
421440	Other commercial equipment whsle . . . . .	119	1 123	5 115	16	9	4	1	2	—	—	—	—	—	—	—
42145	Medical, dental, hospital equip & supp whsle . . . . .	1 123	17 204	75 200	52	18	15	6	9	1	2	1	—	—	—	—
421450	Medical, dental, hospital equip & supp whsle . . . . .	1 123	17 204	75 200	52	18	15	6	9	1	2	1	—	—	—	—
42149	Oth professional equipment & supplies whsle . . . . .	103	900	3 594	17	11	2	3	1	—	—	—	—	—	—	—
421490	Oth professional equipment & supplies whsle . . . . .	103	900	3 594	17	11	2	3	1	—	—	—	—	—	—	—
4215	Metal & mineral (except petroleum) whsle . . . . .	223	2 547	10 358	27	13	5	6	3	—	—	—	—	—	—	—
42151	Metal service centers & offices whsle . . . . .	223	2 547	10 358	27	13	5	6	3	—	—	—	—	—	—	—
421510	Metal service centers & offices whsle . . . . .	223	2 547	10 358	27	13	5	6	3	—	—	—	—	—	—	—
4216	Electrical goods whsle . . . . .	2 807	48 394	171 276	229	110	58	32	17	8	4	—	—	—	—	—
42161	Elec equip, wiring supp, const material whsle . . . . .	894	9 984	41 801	76	39	13	12	9	2	1	—	—	—	—	—
421610	Elec equip, wiring supp, const material whsle . . . . .	894	9 984	41 801	76	39	13	12	9	2	1	—	—	—	—	—
42169	Other electronic parts & equipment whsle . . . . .	1 815	37 194	123 090	143	66	41	20	8	5	3	—	—	—	—	—
421690	Other electronic parts & equipment whsle . . . . .	1 815	37 194	123 090	143	66	41	20	8	5	3	—	—	—	—	—

See footnotes at end of table.

**Table 6. Counties—Employees, Payroll, and Establishments by Industry: 2002—Con.**

[Excludes most government employees, railroad employees, and self-employed persons. Size class 1 to 4 includes establishments with payroll, but no employees, during mid-March pay period. (D) denotes figures withheld to avoid disclosing data for individual companies; the data are included in broader industry totals. Detailed industries with 100 or more employees are shown if industry was not a (D). For explanation of terms, abbreviations, and data reliability/comparability, see introductory text]

NAICS code	Industry	Number of employees for week including March 12	Payroll (\$1,000)		Total number of establishments	Number of establishments by employment-size class										
			First quarter	Annual		1 to 4	5 to 9	10 to 19	20 to 49	50 to 99	100 to 249	250 to 499	500 to 999	1,000 or more		
<b>42</b>	<b>WAKE—Con.</b>															
	<b>Wholesale trade—Con.</b>															
421	Wholesale trade, durable goods—Con.															
4217	Hardware, plumb & heating equip & sup whsle..	815	8 474	37 347	88	33	29	13	13	—	—	—	—	—	—	—
42171	Hardware whsle .....	270	2 622	11 004	26	9	10	2	5	—	—	—	—	—	—	—
421710	Hardware whsle .....	270	2 622	11 004	26	9	10	2	5	—	—	—	—	—	—	—
42173	Warm air heating & AC equip & supplies whsle .....	389	3 976	17 055	38	12	11	9	6	—	—	—	—	—	—	—
421730	Warm air heating & AC equip & supplies whsle .....	389	3 976	17 055	38	12	11	9	6	—	—	—	—	—	—	—
4218	Machinery, equipment & supplies whsle .....	2 525	31 661	131 619	149	64	23	37	19	4	—	—	—	—	—	—
42181	Const & mining (exc petroleum) equip whsle ..	769	8 762	35 252	16	2	1	7	4	1	—	—	—	—	—	—
421810	Const & mining (exc petroleum) equip whsle ..	769	8 762	35 252	16	2	1	7	4	1	—	—	—	—	—	—
42182	Farm & garden machinery & equipment whsle ..	(E)	(D)	(D)	10	6	2	—	1	—	—	—	—	—	—	—
42183	Industrial machinery & equipment whsle .....	904	9 721	40 545	84	38	13	20	11	2	—	—	—	—	—	—
421830	Industrial machinery & equipment whsle .....	904	9 721	40 545	84	38	13	20	11	2	—	—	—	—	—	—
42184	Industrial supplies whsle .....	(C)	(D)	(D)	21	11	4	5	1	—	—	—	—	—	—	—
42185	Service establishment equip & supplies whsle ..	214	3 339	10 439	16	7	2	4	2	1	—	—	—	—	—	—
421850	Service establishment equip & supplies whsle ..	214	3 339	10 439	16	7	2	4	2	1	—	—	—	—	—	—
4219	Miscellaneous durable goods whsle .....	415	5 076	19 912	83	56	12	11	4	—	—	—	—	—	—	—
42191	Sporting & recreational goods & supply whsle .....	102	721	3 553	22	16	2	4	—	—	—	—	—	—	—	—
421910	Sporting & recreational goods & supply whsle .....	102	721	3 553	22	16	2	4	—	—	—	—	—	—	—	—
42199	Other miscellaneous durable goods whsle .....	179	2 825	9 352	36	24	5	5	2	—	—	—	—	—	—	—
421990	Other miscellaneous durable goods whsle .....	179	2 825	9 352	36	24	5	5	2	—	—	—	—	—	—	—
422	Wholesale trade, nondurable goods .....	5 396	63 787	266 534	338	177	53	52	30	16	8	2	—	—	—	—
4221	Paper & paper product whsle .....	658	7 516	28 917	53	25	11	6	9	2	—	—	—	—	—	—
42212	Stationery & office supplies whsle .....	241	2 866	10 680	29	15	7	4	3	—	—	—	—	—	—	—
422120	Stationery & office supplies whsle .....	241	2 866	10 680	29	15	7	4	3	—	—	—	—	—	—	—
42213	Industrial & personal service paper whsle .....	382	3 991	15 768	19	6	4	2	5	2	—	—	—	—	—	—
422130	Industrial & personal service paper whsle .....	382	3 991	15 768	19	6	4	2	5	2	—	—	—	—	—	—
4222	Drugs & druggists' sundries whsle .....	603	8 654	32 778	25	12	2	2	6	1	2	—	—	—	—	—
42221	Drugs & druggists' sundries whsle .....	603	8 654	32 778	25	12	2	2	6	1	2	—	—	—	—	—
422210	Drugs & druggists' sundries whsle .....	603	8 654	32 778	25	12	2	2	6	1	2	—	—	—	—	—
4223	Apparel, piece goods & notions whsle .....	281	4 199	17 703	32	21	5	4	—	2	—	—	—	—	—	—
42231	Piece goods, notions & other dry goods whsle .....	158	3 173	13 188	15	8	4	2	—	1	—	—	—	—	—	—
422310	Piece goods, notions & other dry goods whsle .....	158	3 173	13 188	15	8	4	2	—	1	—	—	—	—	—	—
4224	Grocery & related product whsle .....	1 747	25 108	110 472	78	35	14	16	4	6	2	1	—	—	—	—
42241	General line grocery whsle .....	(F)	(D)	(D)	9	5	1	1	—	1	—	—	—	—	—	—
42243	Dairy product (exc dried or canned) whsle ..	136	1 318	5 293	5	1	—	3	—	1	—	—	—	—	—	—
422430	Dairy product (exc dried or canned) whsle ..	136	1 318	5 293	5	1	—	3	—	1	—	—	—	—	—	—
42245	Confectionery whsle .....	(C)	(D)	(D)	4	1	—	—	1	—	—	—	—	—	—	—
42248	Fresh fruit & vegetable whsle .....	337	4 122	16 174	15	5	2	5	—	2	1	—	—	—	—	—
422480	Fresh fruit & vegetable whsle .....	337	4 122	16 174	15	5	2	5	—	2	1	—	—	—	—	—
42249	Other grocery & related products whsle .....	458	3 821	16 257	28	11	8	5	2	1	1	—	—	—	—	—
422490	Other grocery & related products whsle .....	458	3 821	16 257	28	11	8	5	2	1	1	—	—	—	—	—
4226	Chemical & allied products whsle .....	282	2 705	10 655	37	21	6	7	3	—	—	—	—	—	—	—
42269	Other chemical & allied products whsle .....	212	1 999	7 881	27	15	6	4	2	—	—	—	—	—	—	—
422690	Other chemical & allied products whsle .....	212	1 999	7 881	27	15	6	4	2	—	—	—	—	—	—	—
4227	Petroleum & petroleum products whsle .....	152	1 533	6 218	10	4	1	3	1	1	—	—	—	—	—	—
42271	Petroleum bulk stations & terminals .....	132	1 335	5 302	6	1	1	2	1	1	—	—	—	—	—	—
422710	Petroleum bulk stations & terminals .....	132	1 335	5 302	6	1	1	2	1	1	—	—	—	—	—	—
4228	Beer, wine, distilled alcoholic beverage whsle ..	951	8 270	34 330	12	1	2	1	2	1	4	1	—	—	—	—
42281	Beer & ale whsle .....	447	4 011	16 621	5	—	—	1	1	—	3	—	—	—	—	—
422810	Beer & ale whsle .....	447	4 011	16 621	5	—	—	1	1	—	3	—	—	—	—	—
42282	Wine & distilled alcoholic beverage whsle ..	504	4 259	17 709	7	1	2	—	1	1	1	1	—	—	—	—
422820	Wine & distilled alcoholic beverage whsle ..	504	4 259	17 709	7	1	2	—	1	1	1	1	—	—	—	—
4229	Miscellaneous nondurable goods whsle .....	646	5 144	22 486	84	55	11	12	3	3	—	—	—	—	—	—
42291	Farm supplies whsle .....	120	1 008	3 648	12	6	—	5	1	—	—	—	—	—	—	—
422910	Farm supplies whsle .....	120	1 008	3 648	12	6	—	5	1	—	—	—	—	—	—	—
42299	Other miscellaneous nondurable goods whsle .....	358	2 641	12 936	47	36	6	1	1	3	—	—	—	—	—	—
422990	Other miscellaneous nondurable goods whsle .....	358	2 641	12 936	47	36	6	1	1	3	—	—	—	—	—	—
<b>44-45</b>	<b>Retail trade .....</b>	<b>44 001</b>	<b>234 713</b>	<b>995 366</b>	<b>2 896</b>	<b>1 177</b>	<b>767</b>	<b>472</b>	<b>296</b>	<b>107</b>	<b>64</b>	<b>13</b>	—	—	—	—
441	Motor vehicle & parts dealers .....	5 693	51 772	221 139	265	87	63	57	33	11	12	2	—	—	—	—
4411	Automobile dealers .....	3 820	39 866	172 513	100	43	13	3	17	11	11	2	—	—	—	—
44111	New car dealers .....	3 276	35 525	154 633	53	10	4	1	16	11	9	2	—	—	—	—
441110	New car dealers .....	3 276	35 525	154 633	53	10	4	1	16	11	9	2	—	—	—	—
44112	Used car dealers .....	544	4 341	17 880	47	33	9	2	1	—	2	—	—	—	—	—
441120	Used car dealers .....	544	4 341	17 880	47	33	9	2	1	—	2	—	—	—	—	—
4412	Other motor vehicle dealers .....	261	1 715	8 206	27	10	6	9	2	—	—	—	—	—	—	—
44122	Motorcycle & boat & other MV dealers .....	(C)	(D)	(D)	25	10	6	7	2	—	—	—	—	—	—	—
441221	Motorcycle dealers .....	175	1 168	5 470	14	4	3	5	2	—	—	—	—	—	—	—
4413	Automotive parts, accessories & tire stores .....	1 612	10 191	40 420	138	34	44	45	14	—	1	—	—	—	—	—
44131	Automotive parts, accessories & tire stores ..	1 156	6 967	27 197	87	23	22	29	12	—	1	—	—	—	—	—
441310	Automotive parts, accessories & tire stores ..	1 156	6 967	27 197	87	23	22	29	12	—	1	—	—	—	—	—
44132	Tire dealers .....	456	3 224	13 223	51	11	22	16	2	—	—	—	—	—	—	—
441320	Tire dealers .....	456	3 224	13 223	51	11	22	16	2	—	—	—	—	—	—	—

See footnotes at end of table.

**Table 6. Counties—Employees, Payroll, and Establishments by Industry: 2002—Con.**

[Excludes most government employees, railroad employees, and self-employed persons. Size class 1 to 4 includes establishments with payroll, but no employees, during mid-March pay period. (D) denotes figures withheld to avoid disclosing data for individual companies; the data are included in broader industry totals. Detailed industries with 100 or more employees are shown if industry was not a (D). For explanation of terms, abbreviations, and data reliability/comparability, see introductory text]

NAICS code	Industry	Number of employees for week including March 12	Payroll (\$1,000)		Total number of establishments	Number of establishments by employment-size class									
			First quarter	Annual		1 to 4	5 to 9	10 to 19	20 to 49	50 to 99	100 to 249	250 to 499	500 to 999	1,000 or more	
<b>WAKE—Con.</b>															
<b>44-45 Retail trade—Con.</b>															
442	Furniture & home furnishing stores	1 981	11 576	48 420	241	124	54	36	23	4	—	—	—	—	
4421	Furniture stores	863	6 187	25 155	102	44	22	25	11	—	—	—	—	—	
44211	Furniture stores	863	6 187	25 155	102	44	22	25	11	—	—	—	—	—	
442110	Furniture stores	863	6 187	25 155	102	44	22	25	11	—	—	—	—	—	
4422	Home furnishings stores	1 118	5 389	23 265	139	80	32	11	12	4	—	—	—	—	
44221	Floor covering stores	312	2 439	11 585	48	28	11	4	5	—	—	—	—	—	
442210	Floor covering stores	312	2 439	11 585	48	28	11	4	5	—	—	—	—	—	
44229	Other home furnishings stores	806	2 950	11 680	91	52	21	7	7	4	—	—	—	—	
442299	All other home furnishings stores	765	2 652	10 455	80	45	18	6	7	4	—	—	—	—	
443	Electronics & appliance stores	1 301	8 287	33 406	143	69	42	22	5	3	2	—	—	—	
4431	Electronics & appliance stores	1 301	8 287	33 406	143	69	42	22	5	3	2	—	—	—	
44311	Appliance, TV & all other electronics stores	951	5 929	23 796	83	36	25	13	5	2	2	—	—	—	
443111	Household appliance stores	179	1 143	4 488	22	10	7	3	2	—	—	—	—	—	
443112	Radio, television & other electronics stores	772	4 786	19 308	61	26	18	10	3	2	2	—	—	—	
44312	Computer & software stores	(C)	(D)	(D)	48	32	11	4	—	1	—	—	—	—	
44313	Camera & photographic supplies stores	(C)	(D)	(D)	12	1	6	5	—	—	—	—	—	—	
444	Bldg material & garden equip & supp dealers	4 334	31 196	127 536	216	64	51	50	30	8	13	—	—	—	
4441	Building material & supplies dealers	3 898	29 145	118 900	185	53	46	42	25	6	13	—	—	—	
44411	Home centers	(G)	(D)	(D)	15	2	—	—	2	—	11	—	—	—	
44412	Paint & wallpaper stores	(C)	(D)	(D)	28	10	16	2	—	—	—	—	—	—	
44413	Hardware stores	292	1 379	5 937	28	9	5	10	4	—	—	—	—	—	
444130	Hardware stores	292	1 379	5 937	28	9	5	10	4	—	—	—	—	—	
44419	Other building material dealers	1 797	18 212	74 135	114	32	25	30	19	6	2	—	—	—	
444190	Other building material dealers	1 797	18 212	74 135	114	32	25	30	19	6	2	—	—	—	
4442	Lawn & garden equip & supplies stores	436	2 051	8 636	31	11	5	8	5	2	—	—	—	—	
44422	Nursery & garden centers	398	1 816	7 564	24	7	4	6	5	2	—	—	—	—	
444220	Nursery & garden centers	398	1 816	7 564	24	7	4	6	5	2	—	—	—	—	
445	Food & beverage stores	7 748	32 232	134 232	310	159	30	16	38	51	16	—	—	—	
4451	Grocery stores	7 324	30 402	126 212	220	96	17	6	34	51	16	—	—	—	
44511	Grocery (except convenience) stores	7 137	29 784	123 473	155	42	10	3	33	51	16	—	—	—	
445110	Grocery (except convenience) stores	7 137	29 784	123 473	155	42	10	3	33	51	16	—	—	—	
44512	Convenience stores	187	618	2 739	65	54	7	3	1	—	—	—	—	—	
445120	Convenience stores	187	618	2 739	65	54	7	3	1	—	—	—	—	—	
4452	Specialty food stores	275	965	4 566	56	36	10	7	3	—	—	—	—	—	
44529	Other specialty food stores	222	803	3 782	43	27	7	6	3	—	—	—	—	—	
445299	All other specialty food stores	108	186	979	26	18	4	3	1	—	—	—	—	—	
4453	Beer, wine & liquor stores	149	865	3 454	34	27	3	3	1	—	—	—	—	—	
44531	Beer, wine & liquor stores	149	865	3 454	34	27	3	3	1	—	—	—	—	—	
445310	Beer, wine & liquor stores	149	865	3 454	34	27	3	3	1	—	—	—	—	—	
446	Health & personal care stores	3 228	20 921	97 924	221	73	53	39	51	4	1	—	—	—	
4461	Health & personal care stores	3 228	20 921	97 924	221	73	53	39	51	4	1	—	—	—	
44611	Pharmacies & drug stores	2 445	17 054	82 599	99	15	8	26	45	4	—	—	—	—	
446110	Pharmacies & drug stores	2 445	17 054	82 599	99	15	8	26	45	4	—	—	—	—	
44612	Cosmetics, beauty supplies & perfume stores	316	926	3 647	44	20	16	4	4	—	—	—	—	—	
446120	Cosmetics, beauty supplies & perfume stores	316	926	3 647	44	20	16	4	4	—	—	—	—	—	
44613	Optical goods stores	175	879	3 311	26	9	13	4	—	—	—	—	—	—	
446130	Optical goods stores	175	879	3 311	26	9	13	4	—	—	—	—	—	—	
44619	Other health & personal care stores	292	2 062	8 367	52	29	16	5	2	—	—	—	—	—	
446191	Food (health) supplement stores	109	320	1 267	24	12	11	1	—	—	—	—	—	—	
446199	All other health & personal care stores	183	1 742	7 100	28	17	5	4	2	—	—	—	—	—	
447	Gasoline stations	1 804	7 559	31 729	293	109	141	38	4	1	—	—	—	—	
4471	Gasoline stations	1 804	7 559	31 729	293	109	141	38	4	1	—	—	—	—	
44711	Gasoline stations with convenience stores	1 378	5 214	22 102	234	84	123	24	3	—	—	—	—	—	
447110	Gasoline stations with convenience stores	1 378	5 214	22 102	234	84	123	24	3	—	—	—	—	—	
44719	Other gasoline stations	426	2 345	9 627	59	25	18	14	1	1	—	—	—	—	
447190	Other gasoline stations	426	2 345	9 627	59	25	18	14	1	1	—	—	—	—	
448	Clothing & clothing accessories stores	4 593	15 415	66 649	463	164	149	95	44	10	1	—	—	—	
4481	Clothing stores	3 187	9 844	43 573	282	98	79	61	34	10	—	—	—	—	
44811	Men's clothing stores	255	1 164	4 906	30	12	7	8	3	—	—	—	—	—	
448110	Men's clothing stores	255	1 164	4 906	30	12	7	8	3	—	—	—	—	—	
44812	Women's clothing stores	1 032	3 148	13 453	115	48	34	22	10	1	—	—	—	—	
448120	Women's clothing stores	1 032	3 148	13 453	115	48	34	22	10	1	—	—	—	—	
44813	Children's & infants' clothing stores	301	678	2 717	22	4	4	10	3	1	—	—	—	—	
448130	Children's & infants' clothing stores	301	678	2 717	22	4	4	10	3	1	—	—	—	—	
44814	Family clothing stores	1 144	3 417	16 194	59	11	17	9	15	7	—	—	—	—	
448140	Family clothing stores	1 144	3 417	16 194	59	11	17	9	15	7	—	—	—	—	
44819	Other clothing stores	398	1 251	5 485	41	13	14	10	3	1	—	—	—	—	
448190	Other clothing stores	398	1 251	5 485	41	13	14	10	3	1	—	—	—	—	
4482	Shoe stores	831	2 403	10 084	86	26	33	18	8	—	1	—	—	—	
44821	Shoe stores	831	2 403	10 084	86	26	33	18	8	—	1	—	—	—	
448210	Shoe stores	831	2 403	10 084	86	26	33	18	8	—	1	—	—	—	
4483	Jewelry, luggage & leather goods stores	579	3 168	12 992	95	40	37	16	2	—	—	—	—	—	
44831	Jewelry stores	539	3 033	12 352	91	40	34	15	2	—	—	—	—	—	
448310	Jewelry stores	539	3 033	12 352	91	40	34	15	2	—	—	—	—	—	
451	Sporting goods, hobby, book & music stores	2 069	7 891	32 803	197	70	62	39	23	3	—	—	—	—	
4511	Sporting goods, hobby, musical instrument stores	1 347	5 446	23 051	130	43	45	26	14	2	—	—	—	—	
45111	Sporting goods stores	555	2 328	9 548	56	21	16	12	6	1	—	—	—	—	
451110	Sporting goods stores	555	2 328	9 548	56	21	16	12	6	1	—	—	—	—	
45112	Hobby, toy & game stores	484	1 884	7 916	42	12	17	6	6	1	—	—	—	—	
451120	Hobby, toy & game stores	484	1 884	7 916	42	12	17	6	6	1	—	—	—	—	
45113	Sewing, needlework & piece goods stores	167	486	2 474	18	5	7	5	1	—	—	—	—	—	
451130	Sewing, needlework & piece goods stores	167	486	2 474	18	5	7	5	1	—	—	—	—	—	
45114	Musical instrument & supplies stores	141	748	3 113	14	5	5	3	1	—	—	—	—	—	
451140	Musical instrument & supplies stores	141	748	3 113	14	5	5	3	1	—	—	—	—	—	

See footnotes at end of table.

**Table 6. Counties—Employees, Payroll, and Establishments by Industry: 2002—Con.**

[Excludes most government employees, railroad employees, and self-employed persons. Size class 1 to 4 includes establishments with payroll, but no employees, during mid-March pay period. (D) denotes figures withheld to avoid disclosing data for individual companies; the data are included in broader industry totals. Detailed industries with 100 or more employees are shown if industry was not a (D). For explanation of terms, abbreviations, and data reliability/comparability, see introductory text]

NAICS code	Industry	Number of employees for week including March 12	Payroll (\$1,000)		Total number of establishments	Number of establishments by employment-size class																					
			First quarter	Annual		1 to 4	5 to 9	10 to 19	20 to 49	50 to 99	100 to 249	250 to 499	500 to 999	1,000 or more													
<b>WAKE—Con.</b>																											
<b>44-45 Retail trade—Con.</b>																											
451	Sporting goods, hobby, book & music stores—Con.																										
4512	Book, periodical & music stores	722	2 445	9 752	67	27	17	13	9	1	—	—	—	—	—	—	—	—	—	—							
45121	Book stores & news dealers	593	1 975	8 052	50	21	14	5	9	1	—	—	—	—	—	—	—	—	—	—							
451211	Book stores	586	1 959	7 983	47	18	14	5	9	1	—	—	—	—	—	—	—	—	—	—							
45122	Prerecorded tape, CD & record stores	129	470	1 700	17	6	3	8	—	—	—	—	—	—	—	—	—	—	—	—							
451220	Prerecorded tape, CD & record stores	129	470	1 700	17	6	3	8	—	—	—	—	—	—	—	—	—	—	—	—							
452	General merchandise stores	7 925	29 847	123 701	114	29	32	7	7	11	18	10	—	—	—	—	—	—	—	—							
4521	Department stores	6 026	22 957	92 162	34	2	—	—	1	8	14	9	—	—	—	—	—	—	—	—							
45211	Department stores	6 026	22 957	92 162	34	2	—	—	1	8	14	9	—	—	—	—	—	—	—	—							
452110	Department stores	6 026	22 957	92 162	34	2	—	—	1	8	14	9	—	—	—	—	—	—	—	—							
4529	Other general merchandise stores	1 899	6 890	31 539	80	27	32	7	6	3	4	1	—	—	—	—	—	—	—	—							
45291	Warehouse clubs & superstores	1 086	3 987	20 386	10	3	1	—	—	2	3	1	—	—	—	—	—	—	—	—							
452910	Warehouse clubs & superstores	1 086	3 987	20 386	10	3	1	—	—	2	3	1	—	—	—	—	—	—	—	—							
45299	All other general merchandise stores	813	2 903	11 153	70	24	31	7	6	1	1	—	—	—	—	—	—	—	—	—							
452990	All other general merchandise stores	813	2 903	11 153	70	24	31	7	6	1	1	—	—	—	—	—	—	—	—	—							
453	Miscellaneous store retailers	2 388	9 621	40 234	323	170	70	56	25	1	1	—	—	—	—	—	—	—	—	—							
4531	Florists	217	711	3 039	47	32	8	6	1	—	—	—	—	—	—	—	—	—	—	—							
45311	Florists	217	711	3 039	47	32	8	6	1	—	—	—	—	—	—	—	—	—	—	—							
453110	Florists	217	711	3 039	47	32	8	6	1	—	—	—	—	—	—	—	—	—	—	—							
4532	Office supplies, stationery & gift stores	1 038	3 797	15 682	121	54	25	25	16	1	—	—	—	—	—	—	—	—	—	—							
45321	Office supplies & stationery stores	312	1 768	6 870	28	12	5	2	9	—	—	—	—	—	—	—	—	—	—	—							
453210	Office supplies & stationery stores	312	1 768	6 870	28	12	5	2	9	—	—	—	—	—	—	—	—	—	—	—							
45322	Gift, novelty & souvenir stores	726	2 029	8 812	93	42	20	23	7	1	—	—	—	—	—	—	—	—	—	—							
453220	Gift, novelty & souvenir stores	726	2 029	8 812	93	42	20	23	7	1	—	—	—	—	—	—	—	—	—	—							
4533	Used merchandise stores	373	1 303	5 230	56	32	10	10	4	—	—	—	—	—	—	—	—	—	—	—							
45331	Used merchandise stores	373	1 303	5 230	56	32	10	10	4	—	—	—	—	—	—	—	—	—	—	—							
453310	Used merchandise stores	373	1 303	5 230	56	32	10	10	4	—	—	—	—	—	—	—	—	—	—	—							
4539	Other miscellaneous store retailers	760	3 810	16 283	99	52	27	15	4	—	1	—	—	—	—	—	—	—	—	—							
45391	Pet & pet supplies stores	250	775	3 869	22	9	6	4	3	—	—	—	—	—	—	—	—	—	—	—							
453910	Pet & pet supplies stores	250	775	3 869	22	9	6	4	3	—	—	—	—	—	—	—	—	—	—	—							
45393	Manufactured (mobile) home dealers	100	1 007	3 412	17	8	6	3	—	—	—	—	—	—	—	—	—	—	—	—							
453930	Manufactured (mobile) home dealers	100	1 007	3 412	17	8	6	3	—	—	—	—	—	—	—	—	—	—	—	—							
45399	All other miscellaneous store retailers	365	1 737	7 725	48	26	13	7	1	—	1	—	—	—	—	—	—	—	—	—							
453998	All other misc store retailers (exc tobacco)	351	1 660	7 419	43	22	12	7	1	—	1	—	—	—	—	—	—	—	—	—							
454	Nonstore retailers	937	8 396	37 593	110	59	20	17	13	—	1	—	—	—	—	—	—	—	—	—							
4541	Electronic shopping & mail-order houses	247	3 696	17 418	33	23	—	5	5	—	—	—	—	—	—	—	—	—	—	—							
45411	Electronic shopping & mail-order houses	247	3 696	17 418	33	23	—	5	5	—	—	—	—	—	—	—	—	—	—	—							
454110	Electronic shopping & mail-order houses	247	3 696	17 418	33	23	—	5	5	—	—	—	—	—	—	—	—	—	—	—							
4542	Vending machine operators	201	1 590	8 042	12	7	2	—	2	—	1	—	—	—	—	—	—	—	—	—							
45421	Vending machine operators	201	1 590	8 042	12	7	2	—	2	—	1	—	—	—	—	—	—	—	—	—							
454210	Vending machine operators	201	1 590	8 042	12	7	2	—	2	—	1	—	—	—	—	—	—	—	—	—							
4543	Direct selling establishments	489	3 110	12 133	65	29	18	12	6	—	—	—	—	—	—	—	—	—	—	—							
45431	Fuel dealers	161	1 135	4 345	19	6	8	3	2	—	—	—	—	—	—	—	—	—	—	—							
45439	Other direct selling establishments	328	1 975	7 788	46	23	10	9	4	—	—	—	—	—	—	—	—	—	—	—							
454390	Other direct selling establishments	328	1 975	7 788	46	23	10	9	4	—	—	—	—	—	—	—	—	—	—	—							
<b>48-49</b>	<b>Transportation &amp; warehousing</b>	<b>8 873</b>	<b>69 720</b>	<b>286 785</b>	<b>399</b>	<b>221</b>	<b>58</b>	<b>48</b>	<b>39</b>	<b>19</b>	<b>12</b>	<b>1</b>	—	—	—	—	—	—	—	—							
481	Air transportation	(G)	(D)	(D)	25	9	4	2	4	1	4	1	—	—	—	—	—	—	—	—							
4811	Scheduled air transportation	(G)	(D)	(D)	21	8	3	1	3	1	4	1	—	—	—	—	—	—	—	—							
48111	Scheduled air transportation	(G)	(D)	(D)	21	8	3	1	3	1	4	1	—	—	—	—	—	—	—	—							
484	Truck transportation	1 917	17 233	70 058	176	110	16	24	13	12	1	—	—	—	—	—	—	—	—	—							
4841	General freight trucking	1 183	11 246	46 610	85	51	7	12	5	9	1	—	—	—	—	—	—	—	—	—							
48411	General freight trucking, local	149	945	4 259	36	26	5	3	2	—	—	—	—	—	—	—	—	—	—	—							
484110	General freight trucking, local	149	945	4 259	36	26	5	3	2	—	—	—	—	—	—	—	—	—	—	—							
48412	General freight trucking, long-distance	1 034	10 301	42 351	49	25	2	9	3	9	1	—	—	—	—	—	—	—	—	—							
484121	General freight trucking, long-distance, TL	160	1 405	6 186	28	20	2	5	—	1	—	—	—	—	—	—	—	—	—	—							
484122	General freight trucking, long-distance, LTL	874	8 896	36 165	21	5	—	4	3	8	1	—	—	—	—	—	—	—	—	—							
4842	Specialized freight trucking	734	5 987	23 448	91	59	9	12	8	3	—	—	—	—	—	—	—	—	—	—							
48421	Used household & office goods moving	426	3 570	15 089	29	11	4	6	6	2	—	—	—	—	—	—	—	—	—	—							
484210	Used household & office goods moving	426	3 570	15 089	29	11	4	6	6	2	—	—	—	—	—	—	—	—	—	—							
48422	Specialized freight (exc used) trucking, local	258	2 173	7 304	55	43	5	5	1	1	—	—	—	—	—	—	—	—	—	—							
484220	Specialized freight (exc used) trucking, local	258	2 173	7 304	55	43	5	5	1	1	—	—	—	—	—	—	—	—	—	—							
485	Transit & ground passenger transportation	(E)	(D)	(D)	37	17	8	4	5	2	1	—	—	—	—	—	—	—	—	—							
4851	Urban transit systems	(C)	(D)	(D)	2	—	—	—	—	2	—	—	—	—	—	—	—	—	—	—							
48511	Urban transit systems	(C)	(D)	(D)	2	—	—	—	—	2	—	—	—	—	—	—	—	—	—	—							
4853	Taxi & limousine service	(C)	(D)	(D)	18	10	4	2	1	—	1	—	—	—	—	—	—	—	—	—							
48532	Limousine service	(C)	(D)	(D)	11	7	1	2	—	—	1	—	—	—	—	—	—	—	—	—							
486	Pipeline transportation	106	1 065	3 178	5	3	—	1	—	1	—	—	—	—	—	—	—	—	—	—							
488	Transportation support activities	1 001	6 673	27																							

**Table 6. Counties—Employees, Payroll, and Establishments by Industry: 2002—Con.**

[Excludes most government employees, railroad employees, and self-employed persons. Size class 1 to 4 includes establishments with payroll, but no employees, during mid-March pay period. (D) denotes figures withheld to avoid disclosing data for individual companies; the data are included in broader industry totals. Detailed industries with 100 or more employees are shown if industry was not a (D). For explanation of terms, abbreviations, and data reliability/comparability, see introductory text]

NAICS code	Industry	Number of employees for week including March 12	Payroll (\$1,000)		Total number of establishments	Number of establishments by employment-size class									
			First quarter	Annual		1 to 4	5 to 9	10 to 19	20 to 49	50 to 99	100 to 249	250 to 499	500 to 999	1,000 or more	
<b>WAKE—Con.</b>															
<b>48-49 Transportation &amp; warehousing—Con.</b>															
492	Couriers & messengers.....	3 627	26 961	116 866	46	22	6	3	10	2	2	—	—	1	
4921	Couriers .....	3 452	26 312	114 088	32	14	5	2	7	1	2	—	—	1	
49211	Couriers .....	3 452	26 312	114 088	32	14	5	2	7	1	2	—	—	1	
492110	Couriers .....	3 452	26 312	114 088	32	14	5	2	7	1	2	—	—	1	
4922	Local messengers & local delivery .....	175	649	2 778	14	8	1	1	3	1	—	—	—	—	
49221	Local messengers & local delivery .....	175	649	2 778	14	8	1	1	3	1	—	—	—	—	
492210	Local messengers & local delivery .....	175	649	2 778	14	8	1	1	3	1	—	—	—	—	
493	Warehousing & storage .....	(E)	(D)	(D)	21	12	5	1	1	—	2	—	—	—	
4931	Warehousing & storage .....	(E)	(D)	(D)	21	12	5	1	1	—	2	—	—	—	
49311	General warehousing & storage .....	(E)	(D)	(D)	16	10	3	1	1	—	1	—	—	—	
49319	Other warehousing & storage .....	(C)	(D)	(D)	3	—	2	—	—	—	1	—	—	—	
<b>51</b>	<b>Information .....</b>	<b>12 231</b>	<b>175 652</b>	<b>655 975</b>	<b>444</b>	<b>224</b>	<b>51</b>	<b>51</b>	<b>63</b>	<b>35</b>	<b>13</b>	<b>3</b>	<b>4</b>	<b>—</b>	
511	Publishing industries .....	3 774	62 580	229 822	138	65	14	20	22	11	4	1	1	—	
5111	Newspaper, periodical, book, database publishers .....	2 041	23 733	90 948	65	33	6	12	11	1	—	1	1	—	
51111	Newspaper publishers .....	1 093	13 496	48 747	18	7	1	5	4	—	—	—	1	—	
511110	Newspaper publishers .....	1 093	13 496	48 747	18	7	1	5	4	—	—	—	1	—	
51112	Periodical publishers .....	259	2 767	10 924	25	12	4	4	5	—	—	—	—	—	
511120	Periodical publishers .....	259	2 767	10 924	25	12	4	4	5	—	—	—	—	—	
51113	Book publishers .....	558	5 593	23 643	12	7	1	2	1	—	—	1	—	—	
511130	Book publishers .....	558	5 593	23 643	12	7	1	2	1	—	—	1	—	—	
51114	Database and directory publishers .....	114	1 653	6 663	4	2	—	—	1	1	—	—	—	—	
511140	Database and directory publishers .....	114	1 653	6 663	4	2	—	—	1	1	—	—	—	—	
5112	Software publishers .....	1 733	38 847	138 874	73	32	8	8	11	10	4	—	—	—	
51121	Software publishers .....	1 733	38 847	138 874	73	32	8	8	11	10	4	—	—	—	
511210	Software publishers .....	1 733	38 847	138 874	73	32	8	8	11	10	4	—	—	—	
512	Motion picture & sound recording industries .....	605	2 480	10 995	48	31	5	3	5	4	—	—	—	—	
5121	Motion picture & video industries .....	548	1 541	6 653	43	29	4	2	4	4	—	—	—	—	
51213	Motion picture & video exhibition .....	462	855	4 010	9	1	—	—	4	4	—	—	—	—	
512131	Motion picture theaters (except drive-ins) ..	462	855	4 010	9	1	—	—	4	4	—	—	—	—	
513	Broadcasting & telecommunications .....	6 118	86 484	327 462	173	74	24	23	26	17	5	1	3	—	
5131	Radio & television broadcasting .....	(F)	(D)	(D)	22	8	2	3	4	4	1	—	—	—	
51311	Radio broadcasting .....	(E)	(D)	(D)	13	4	1	3	3	2	—	—	—	—	
51312	Television broadcasting .....	463	6 570	26 257	9	4	1	—	1	2	1	—	—	—	
513120	Television broadcasting .....	463	6 570	26 257	9	4	1	—	1	2	1	—	—	—	
5132	Cable networks & program distribution .....	(E)	(D)	(D)	9	3	—	2	2	1	1	—	—	—	
51322	Cable & other program distribution .....	(E)	(D)	(D)	8	2	—	2	2	1	1	—	—	—	
5133	Telecommunications .....	5 069	72 693	273 286	142	63	22	18	20	12	3	1	3	—	
51331	Wired telecommunications carriers .....	4 454	64 098	243 085	89	35	17	7	14	9	3	1	3	—	
513310	Wired telecommunications carriers .....	4 454	64 098	243 085	89	35	17	7	14	9	3	1	3	—	
51332	Wireless telecom carriers (exc satellite) .....	444	6 820	23 081	36	18	4	7	5	2	—	—	—	—	
513321	Paging .....	108	1 140	4 088	12	6	1	3	2	—	—	—	—	—	
513322	Cellular & other wireless telecommunications .....	336	5 680	18 993	24	12	3	4	3	2	—	—	—	—	
51333	Telecommunications resellers .....	126	1 276	4 913	13	8	1	3	—	1	—	—	—	—	
513330	Telecommunications resellers .....	126	1 276	4 913	13	8	1	3	—	1	—	—	—	—	
514	Information & data processing services .....	1 734	24 108	87 696	85	54	8	5	10	3	4	1	—	—	
5141	Information services .....	513	7 996	30 500	41	29	4	4	3	—	—	1	—	—	
51419	Other information services .....	(E)	(D)	(D)	36	26	4	4	1	—	—	1	—	—	
514191	On-line information services .....	412	7 144	27 239	29	22	3	2	1	—	—	1	—	—	
5142	Data processing services .....	1 221	16 112	57 196	44	25	4	1	7	3	4	—	—	—	
51421	Data processing services .....	1 221	16 112	57 196	44	25	4	1	7	3	4	—	—	—	
514210	Data processing services .....	1 221	16 112	57 196	44	25	4	1	7	3	4	—	—	—	
<b>52</b>	<b>Finance &amp; insurance .....</b>	<b>21 201</b>	<b>228 339</b>	<b>853 159</b>	<b>1 330</b>	<b>763</b>	<b>258</b>	<b>149</b>	<b>98</b>	<b>33</b>	<b>16</b>	<b>6</b>	<b>5</b>	<b>2</b>	
522	Credit intermediation & related activities .....	12 117	109 612	405 667	559	231	148	99	52	12	8	5	2	2	
5221	Depository credit intermediation .....	8 641	78 225	271 402	284	69	97	59	37	8	7	5	—	2	
52211	Commercial banking .....	6 197	58 994	226 258	220	40	89	49	23	7	6	5	—	1	
522110	Commercial banking .....	6 197	58 994	226 258	220	40	89	49	23	7	6	5	—	1	
52213	Credit unions .....	2 357	18 134	40 298	47	18	4	9	13	1	1	—	—	1	
522130	Credit unions .....	2 357	18 134	40 298	47	18	4	9	13	1	1	—	—	1	
5222	Nondepository credit intermediation .....	2 931	25 368	106 646	181	99	38	27	11	3	1	—	2	—	
52222	Sales financing .....	(C)	(D)	(D)	13	6	2	3	1	1	—	—	—	—	
52229	Other nondepository credit intermediation .....	2 737	23 234	98 000	167	93	36	24	10	1	1	—	2	—	
522291	Consumer lending .....	123	1 543	6 406	27	15	11	—	1	—	—	—	—	—	
522292	Real estate credit .....	2 565	20 867	89 134	129	72	21	23	9	1	1	—	2	—	
5223	Activities related to credit intermediation .....	545	6 019	27 619	94	63	13	4	1	—	—	—	—	—	
52231	Mortgage & nonmortgage brokers .....	322	3 723	20 784	54	34	7	10	3	—	—	—	—	—	
522310	Mortgage & nonmortgage brokers .....	322	3 723	20 784	54	34	7	10	3	—	—	—	—	—	
52239	Other credit intermediation activities .....	205	2 153	6 246	30	20	5	3	1	1	—	—	—	—	
522390	Other credit intermediation activities .....	205	2 153	6 246	30	20	5	3	1	1	—	—	—	—	
523	Security, commodity contracts & like activity .....	1 663	27 305	105 143	230	174	29	8	10	8	1	—	—	—	
5231	Secrty & comdty contracts intermed & brokerage ..	1 209	22 468	82 915	123	88	17	3	7	7	1	—	—	—	
52311	Investment banking & securities dealing .....	(C)	(D)	(D)	12	7	3	—	1	1	—	—	—	—	
52312	Securities brokerage .....	1 066	19 976	70 250	108	80	13	2	6	6	1	—	—	—	
523120	Securities brokerage .....	1 066	19 976	70 250	108	80	13	2	6	6	1	—	—	—	
5239	Other financial investment activities .....	454	4 837	22 228	107	86	12	5	3	1	—	—	—	—	
52393	Investment advice .....	333	3 136	14 049	69	55	7	4	2	1	—	—	—	—	
523930	Investment advice .....	333	3 136	14 049	69	55	7	4	2	1	—	—	—	—	

See footnotes at end of table.



**Table 6. Counties—Employees, Payroll, and Establishments by Industry: 2002—Con.**

[Excludes most government employees, railroad employees, and self-employed persons. Size class 1 to 4 includes establishments with payroll, but no employees, during mid-March pay period. (D) denotes figures withheld to avoid disclosing data for individual companies; the data are included in broader industry totals. Detailed industries with 100 or more employees are shown if industry was not a (D). For explanation of terms, abbreviations, and data reliability/comparability, see introductory text]

NAICS code	Industry	Number of employees for week including March 12	Payroll (\$1,000)		Total number of establishments	Number of establishments by employment-size class								
			First quarter	Annual		1 to 4	5 to 9	10 to 19	20 to 49	50 to 99	100 to 249	250 to 499	500 to 999	1,000 or more
<b>WAKE—Con.</b>														
<b>52 Finance &amp; insurance—Con.</b>														
524	Insurance carriers & related activities .....	7 283	89 519	334 978	522	351	75	36	36	13	7	1	3	—
5241	Insurance carriers .....	5 179	68 542	248 045	117	54	7	15	21	10	6	1	3	—
52411	Direct life, health, medical insurance carriers .....	(G)	(D)	(D)	53	25	2	7	11	5	3	—	—	—
524113	Direct life insurance carriers .....	937	12 861	41 416	44	22	2	5	10	3	2	—	—	—
52412	Other direct insurance carriers .....	3 863	49 581	183 978	62	27	5	8	10	5	3	1	3	—
524126	Direct property & casualty insurance carriers .....	3 802	48 875	181 219	56	25	4	6	9	5	3	1	3	—
5242	Agencies & other insurance related activities ...	2 104	20 977	86 933	405	297	68	21	15	3	1	—	—	—
52421	Insurance agencies & brokerages .....	1 550	15 251	63 042	344	259	58	17	9	—	1	—	—	—
524210	Insurance agencies & brokerages .....	1 550	15 251	63 042	344	259	58	17	9	—	1	—	—	—
52429	Other insurance related activities .....	554	5 726	23 891	61	38	10	4	6	3	—	—	—	—
524292	Insurance & pension funds, third party admin .....	298	3 142	12 592	24	14	3	2	3	2	—	—	—	—
524298	All other insurance related activities .....	173	1 667	7 183	11	3	3	2	2	1	—	—	—	—
525	Funds, trusts, & other financial vehicles (part) ....	138	1 903	7 371	19	7	6	6	—	—	—	—	—	—
5259	Other investment pools & funds .....	138	1 903	7 371	19	7	6	6	—	—	—	—	—	—
52593	Real estate investment trusts .....	117	1 667	6 191	16	6	5	5	—	—	—	—	—	—
525930	Real estate investment trusts .....	117	1 667	6 191	16	6	5	5	—	—	—	—	—	—
<b>53</b>	<b>Real estate &amp; rental &amp; leasing .....</b>	<b>7 866</b>	<b>72 166</b>	<b>289 929</b>	<b>972</b>	<b>642</b>	<b>167</b>	<b>99</b>	<b>38</b>	<b>17</b>	<b>6</b>	<b>2</b>	<b>1</b>	<b>—</b>
531	Real estate .....	4 940	50 205	202 611	775	564	120	52	22	12	4	—	1	—
5311	Lessors of real estate .....	1 872	22 393	84 772	225	162	39	12	6	4	1	—	1	—
53111	Lessors of residential buildings & dwellings ...	458	2 896	11 544	69	44	16	5	2	2	—	—	—	—
531110	Lessors of residential buildings & dwellings ...	458	2 896	11 544	69	44	16	5	2	2	—	—	—	—
53112	Lessors of nonres bldg (exc miniwarehouses) .....	1 259	18 793	69 870	96	67	15	6	4	2	1	—	1	—
531120	Lessors of nonres bldg (exc miniwarehouses) .....	1 259	18 793	69 870	96	67	15	6	4	2	1	—	1	—
5312	Offices of real estate agents & brokers .....	1 243	10 116	46 341	294	238	32	13	7	4	—	—	—	—
53121	Offices of real estate agents & brokers .....	1 243	10 116	46 341	294	238	32	13	7	4	—	—	—	—
531210	Offices of real estate agents & brokers .....	1 243	10 116	46 341	294	238	32	13	7	4	—	—	—	—
5313	Activities related to real estate .....	1 825	17 696	71 498	256	164	49	27	9	4	3	—	—	—
53131	Real estate property managers .....	1 520	13 254	54 968	159	87	37	21	7	4	3	—	—	—
531311	Residential property managers .....	1 010	8 004	33 793	123	64	32	18	6	2	1	—	—	—
531312	Nonresidential property managers .....	510	5 250	21 175	36	23	5	3	1	2	2	—	—	—
53132	Offices of real estate appraisers .....	202	1 854	8 179	53	42	6	3	2	—	—	—	—	—
531320	Offices of real estate appraisers .....	202	1 854	8 179	53	42	6	3	2	—	—	—	—	—
53139	Other activities related to real estate .....	103	2 588	8 351	44	35	6	3	—	—	—	—	—	—
531390	Other activities related to real estate .....	103	2 588	8 351	44	35	6	3	—	—	—	—	—	—
532	Rental & leasing services .....	(H)	(D)	(D)	187	71	46	46	16	5	2	1	—	—
5321	Automotive equipment rental & leasing .....	665	4 078	16 279	45	23	5	9	3	4	1	—	—	—
53211	Passenger car rental & leasing .....	501	2 618	10 999	17	7	—	3	2	4	1	—	—	—
53212	Truck, utility trailer & RV rental & leasing .....	164	1 460	5 280	28	16	5	6	1	—	—	—	—	—
532120	Truck, utility trailer & RV rental & leasing .....	164	1 460	5 280	28	16	5	6	1	—	—	—	—	—
5322	Consumer goods rental .....	1 417	8 848	35 061	89	26	26	30	4	1	1	1	—	—
53221	Consumer electronics & appliances rental .....	477	3 190	12 247	10	4	5	—	—	—	—	—	—	—
532210	Consumer electronics & appliances rental .....	477	3 190	12 247	10	4	5	—	—	—	—	—	—	—
53223	Video tape & disc rental .....	539	2 049	8 172	53	13	12	27	—	1	—	—	—	—
532230	Video tape & disc rental .....	539	2 049	8 172	53	13	12	27	—	1	—	—	—	—
53229	Other consumer goods rental .....	353	3 463	14 018	18	5	6	2	4	—	1	—	—	—
532291	Home health equipment rental .....	217	2 666	10 202	4	—	1	1	—	—	—	—	—	—
532299	All other consumer goods rental .....	136	797	3 816	14	5	5	1	3	—	—	—	—	—
5324	Commercial, industrial equip rental & leasing ...	486	4 678	19 915	43	17	10	7	9	—	—	—	—	—
53241	Const, trans, mining equip rental & leasing ...	176	1 664	7 142	17	6	4	4	3	—	—	—	—	—
53249	Oth commercial, industrial equip rental, lease .....	272	2 504	10 937	18	6	4	2	6	—	—	—	—	—
532490	Oth commercial, industrial equip rental, lease .....	272	2 504	10 937	18	6	4	2	6	—	—	—	—	—
533	Lessors of other nonfinancial intangible asset .....	(E)	(D)	(D)	10	7	1	1	—	—	—	1	—	—
5331	Lessors of other nonfinancial intangible asset .....	(E)	(D)	(D)	10	7	1	1	—	—	—	1	—	—
53311	Lessors of other nonfinancial intangible asset .....	(E)	(D)	(D)	10	7	1	1	—	—	—	1	—	—
<b>54</b>	<b>Professional, scientific &amp; technical services .....</b>	<b>29 847</b>	<b>366 009</b>	<b>1 530 875</b>	<b>3 371</b>	<b>2 303</b>	<b>429</b>	<b>316</b>	<b>208</b>	<b>73</b>	<b>35</b>	<b>5</b>	<b>1</b>	<b>1</b>
541	Professional, scientific & technical services .....	29 847	366 009	1 530 875	3 371	2 303	429	316	208	73	35	5	1	1
5411	Legal services .....	3 651	41 142	189 965	460	308	70	39	27	12	4	—	—	—
54111	Offices of lawyers .....	3 617	40 410	187 900	448	298	68	39	27	12	4	—	—	—
541110	Offices of lawyers .....	3 617	40 410	187 900	448	298	68	39	27	12	4	—	—	—
5412	Accounting, tax prep, bookkeep, payroll services .....	2 457	18 539	73 385	304	199	46	28	24	4	3	—	—	—
54121	Accounting, tax prep, bookkeep, payroll services .....	2 457	18 539	73 385	304	199	46	28	24	4	3	—	—	—
541211	Offices of certified public accountants .....	1 200	12 836	53 128	167	100	37	17	10	3	—	—	—	—
541213	Tax preparation services .....	663	1 473	3 829	39	16	3	8	11	—	1	—	—	—
541214	Payroll services .....	389	2 895	10 735	18	10	2	2	2	—	2	—	—	—
541219	Other accounting services .....	205	1 335	5 693	80	73	4	1	1	—	—	—	—	—
5413	Architectural, engineering & related services ...	6 963	84 606	362 278	604	324	116	87	45	22	9	1	—	—
54131	Architectural services .....	769	9 066	38 511	117	70	19	17	11	—	—	—	—	—
541310	Architectural services .....	769	9 066	38 511	117	70	19	17	11	—	—	—	—	—
54132	Landscape architectural services .....	388	2 487	12 542	45	26	11	5	1	2	—	—	—	—
541320	Landscape architectural services .....	388	2 487	12 542	45	26	11	5	1	2	—	—	—	—
54133	Engineering services .....	4 555	61 112	263 862	321	157	64	43	30	18	9	—	—	—
541330	Engineering services .....	4 555	61 112	263 862	321	157	64	43	30	18	9	—	—	—
54137	Surveying, mapping (exc geophysical) services .....	350	2 529	10 896	43	18	9	13	3	—	—	—	—	—
541370	Surveying, mapping (exc geophysical) services .....	350	2 529	10 896	43	18	9	13	3	—	—	—	—	—
54138	Testing laboratories .....	777	8 568	32 924	32	13	9	7	—	2	—	1	—	—
541380	Testing laboratories .....	777	8 568	32 924	32	13	9	7	—	2	—	1	—	—

See footnotes at end of table.

**Table 6. Counties—Employees, Payroll, and Establishments by Industry: 2002—Con.**

[Excludes most government employees, railroad employees, and self-employed persons. Size class 1 to 4 includes establishments with payroll, but no employees, during mid-March pay period. (D) denotes figures withheld to avoid disclosing data for individual companies; the data are included in broader industry totals. Detailed industries with 100 or more employees are shown if industry was not a (D). For explanation of terms, abbreviations, and data reliability/comparability, see introductory text]

NAICS code	Industry	Number of employees for week including March 12	Payroll (\$1,000)		Total number of establishments	Number of establishments by employment-size class									
			First quarter	Annual		1 to 4	5 to 9	10 to 19	20 to 49	50 to 99	100 to 249	250 to 499	500 to 999	1,000 or more	
<b>WAKE—Con.</b>															
<b>54</b>	<b>Professional, scientific &amp; technical services—Con.</b>														
541	Professional, scientific & technical services—Con.														
5414	Specialized design services .....	447	3 500	15 492	148	121	17	7	3	—	—	—	—	—	
54141	Interior design services .....	106	573	2 458	46	39	6	1	—	—	—	—	—	—	
541410	Interior design services .....	106	573	2 458	46	39	6	1	—	—	—	—	—	—	
54143	Graphic design services .....	288	2 445	10 642	87	73	6	5	3	—	—	—	—	—	
541430	Graphic design services .....	288	2 445	10 642	87	73	6	5	3	—	—	—	—	—	
5415	Computer systems design & related services ...	6 842	108 879	420 707	711	521	63	50	43	19	13	2	—	—	
54151	Computer systems design & related services .	6 842	108 879	420 707	711	521	63	50	43	19	13	2	—	—	
541511	Custom computer programming services ..	3 667	58 533	231 434	321	223	29	24	24	12	8	1	—	—	
541512	Computer systems design services .....	2 293	38 820	141 441	247	186	21	15	15	6	3	—	—	—	
5416	Management, sci & tech consulting services ....	3 733	40 382	190 912	618	496	54	34	28	5	—	—	—	1	
54161	Management consulting services .....	2 834	29 572	143 256	472	391	40	22	15	3	—	—	—	1	
541611	Admin & gen management consulting services .....	2 065	21 566	96 235	246	208	18	10	6	3	—	—	—	1	
541612	Human res & exec search consulting services .....	389	4 136	29 683	83	60	11	6	6	—	—	—	—	—	
541613	Marketing consulting services .....	261	2 644	11 778	101	88	7	3	3	—	—	—	—	—	
54162	Environmental consulting services .....	542	6 575	28 423	60	34	8	7	10	1	—	—	—	—	
541620	Environmental consulting services .....	542	6 575	28 423	60	34	8	7	10	1	—	—	—	—	
54169	Oth scientific & technical consulting services .	357	4 235	19 233	86	71	6	5	3	1	—	—	—	—	
541690	Oth scientific & technical consulting services .....	357	4 235	19 233	86	71	6	5	3	1	—	—	—	—	
5417	Scientific R&D services .....	2 657	42 713	161 712	98	50	13	16	7	5	4	2	1	—	
54171	R&D in physical, engineering & life sciences..	2 501	40 837	154 573	87	47	11	12	5	5	4	2	1	—	
541710	R&D in physical, engineering & life sciences .....	2 501	40 837	154 573	87	47	11	12	5	5	4	2	1	—	
54172	R&D in social sciences & humanities .....	156	1 876	7 139	11	3	2	4	2	—	—	—	—	—	
541720	R&D in social sciences & humanities .....	156	1 876	7 139	11	3	2	4	2	—	—	—	—	—	
5418	Advertising & related services .....	1 240	14 121	58 711	162	110	23	15	10	2	2	—	—	—	
54181	Advertising agencies .....	504	6 969	28 528	51	30	7	8	4	1	1	—	—	—	
541810	Advertising agencies .....	504	6 969	28 528	51	30	7	8	4	1	1	—	—	—	
54182	Public relations agencies .....	305	3 003	13 093	38	29	4	2	2	—	—	—	—	—	
541820	Public relations agencies .....	305	3 003	13 093	38	29	4	2	2	—	—	—	—	—	
54186	Direct mail advertising .....	104	592	2 488	10	5	3	—	1	1	—	—	—	—	
541860	Direct mail advertising .....	104	592	2 488	10	5	3	—	1	1	—	—	—	—	
54189	Other services related to advertising .....	189	1 627	6 692	45	34	7	3	1	—	—	—	—	—	
541890	Other services related to advertising .....	189	1 627	6 692	45	34	7	3	1	—	—	—	—	—	
5419	Oth professional, scientific, technical services ..	1 857	12 127	57 713	266	174	27	40	21	4	—	—	—	—	
54191	Marketing research & public opinion polling ..	203	1 582	6 690	12	4	2	3	2	1	—	—	—	—	
541910	Marketing research & public opinion polling .....	203	1 582	6 690	12	4	2	3	2	1	—	—	—	—	
54192	Photographic services .....	147	674	3 142	58	50	7	1	—	—	—	—	—	—	
541921	Photography studios, portrait .....	120	437	2 147	47	41	5	1	—	—	—	—	—	—	
54194	Veterinary services .....	1 121	5 877	25 956	75	19	12	28	13	3	—	—	—	—	
541940	Veterinary services .....	1 121	5 877	25 956	75	19	12	28	13	3	—	—	—	—	
54199	All oth prof, scientific & technical services ....	358	3 840	21 344	111	93	5	7	6	—	—	—	—	—	
541990	All oth prof, scientific & technical services ..	358	3 840	21 344	111	93	5	7	6	—	—	—	—	—	
<b>55</b>	<b>Management of companies &amp; enterprises .</b>	<b>15 436</b>	<b>236 482</b>	<b>846 152</b>	<b>155</b>	<b>54</b>	<b>21</b>	<b>29</b>	<b>16</b>	<b>16</b>	<b>8</b>	<b>5</b>	<b>4</b>	<b>2</b>	
551	Management of companies & enterprises .....	15 436	236 482	846 152	155	54	21	29	16	16	8	5	4	2	
5511	Management of companies & enterprises .....	15 436	236 482	846 152	155	54	21	29	16	16	8	5	4	2	
55111	Management of companies & enterprises .....	15 436	236 482	846 152	155	54	21	29	16	16	8	5	4	2	
551112	Offices of other holding companies .....	1 680	12 950	50 204	18	7	1	3	4	—	1	1	1	—	
551114	Corp, subsidiary & regional managing offices .....	13 756	223 532	795 948	137	47	20	26	12	16	7	4	3	2	
<b>56</b>	<b>Admin, support, waste mgt, remediation services.....</b>	<b>32 134</b>	<b>199 241</b>	<b>801 357</b>	<b>1 315</b>	<b>693</b>	<b>230</b>	<b>140</b>	<b>130</b>	<b>54</b>	<b>48</b>	<b>14</b>	<b>4</b>	<b>2</b>	
561	Administrative & support services .....	31 529	194 246	780 078	1 276	675	223	135	123	53	47	14	4	2	
5611	Office administrative services .....	3 803	35 110	130 209	75	32	19	5	9	6	1	1	1	1	
56111	Office administrative services .....	3 803	35 110	130 209	75	32	19	5	9	6	1	1	1	1	
561110	Office administrative services .....	3 803	35 110	130 209	75	32	19	5	9	6	1	1	1	1	
5612	Facilities support services .....	573	3 993	16 568	13	4	2	3	—	2	1	1	—	—	
56121	Facilities support services .....	573	3 993	16 568	13	4	2	3	—	2	1	1	—	—	
561210	Facilities support services .....	573	3 993	16 568	13	4	2	3	—	2	1	1	—	—	
5613	Employment services .....	11 220	76 133	289 919	214	71	25	18	41	27	24	5	3	—	
56131	Employment placement agencies .....	773	3 760	14 478	48	25	8	5	8	—	2	—	—	—	
561310	Employment placement agencies .....	773	3 760	14 478	48	25	8	5	8	—	2	—	—	—	
56132	Temporary help services .....	10 076	69 122	262 101	150	42	14	11	29	24	22	5	3	—	
561320	Temporary help services .....	10 076	69 122	262 101	150	42	14	11	29	24	22	5	3	—	
56133	Employee leasing services .....	371	3 251	13 340	16	4	3	2	4	3	—	—	—	—	
561330	Employee leasing services .....	371	3 251	13 340	16	4	3	2	4	3	—	—	—	—	
5614	Business support services .....	1 558	8 269	34 400	122	70	18	21	8	1	4	—	—	—	
56141	Document preparation services .....	293	1 656	6 789	22	16	1	2	2	—	1	—	—	—	
561410	Document preparation services .....	293	1 656	6 789	22	16	1	2	2	—	1	—	—	—	
56142	Telephone call centers .....	493	2 010	7 550	14	3	3	3	—	2	—	—	—	—	
561421	Telephone answering services .....	242	1 319	5 016	5	2	—	1	1	—	1	—	—	—	
561422	Telemarketing bureaus .....	251	691	2 534	9	1	3	2	2	—	1	—	—	—	
56143	Business service centers .....	427	2 547	10 656	51	30	6	11	3	1	—	—	—	—	
561431	Private mail centers .....	167	866	3 391	25	20	1	2	1	1	—	—	—	—	
561439	Oth business service centers (incl copy shops) .....	260	1 681	7 265	26	10	5	9	2	—	—	—	—	—	
56144	Collection agencies .....	(D)	(D)	(D)	5	3	—	1	—	—	—	—	—	—	
56149	Other business support services .....	115	859	3 650	25	15	6	4	—	—	—	—	—	—	
5615	Travel arrangement & reservation services .....	372	2 616	10 626	62	40	12	4	5	1	—	—	—	—	
56151	Travel agencies .....	336	2 367	9 364	52	33	10	3	5	1	—	—	—	—	
561510	Travel agencies .....	336	2 367	9 364	52	33	10	3	5	1	—	—	—	—	

See footnotes at end of table.

**Table 6. Counties—Employees, Payroll, and Establishments by Industry: 2002—Con.**

[Excludes most government employees, railroad employees, and self-employed persons. Size class 1 to 4 includes establishments with payroll, but no employees, during mid-March pay period. (D) denotes figures withheld to avoid disclosing data for individual companies; the data are included in broader industry totals. Detailed industries with 100 or more employees are shown if industry was not a (D). For explanation of terms, abbreviations, and data reliability/comparability, see introductory text]

NAICS code	Industry	Number of employees for week including March 12	Payroll (\$1,000)		Total number of establishments	Number of establishments by employment-size class										
			First quarter	Annual		1 to 4	5 to 9	10 to 19	20 to 49	50 to 99	100 to 249	250 to 499	500 to 999	1,000 or more		
<b>56</b>	<b>WAKE—Con.</b>															
	<b>Admin, support, waste mgt, remediation services—Con.</b>															
561	Administrative & support services—Con.															
5616	Investigation & security services	4 151	21 078	92 556	78	36	9	10	5	4	9	5	—	—	—	—
56161	Investigation, guard & armored car services	3 645	17 654	74 596	39	13	4	4	3	2	8	5	—	—	—	—
561612	Security guards & patrol services	3 086	13 730	56 121	21	3	2	2	1	2	6	5	—	—	—	—
56162	Security systems services	506	3 424	17 960	39	23	5	6	2	2	1	—	—	—	—	—
561621	Security systems services (except locksmiths)	450	3 051	16 300	27	14	3	6	1	2	1	—	—	—	—	—
5617	Services to buildings & dwellings	8 987	41 406	179 072	642	379	126	69	48	10	8	1	—	—	—	1
56171	Exterminating & pest control services	337	2 347	10 737	34	15	5	9	5	—	—	—	—	—	—	—
561710	Exterminating & pest control services	337	2 347	10 737	34	15	5	9	5	—	—	—	—	—	—	—
56172	Janitorial services	6 187	27 268	113 968	252	134	52	30	24	4	6	1	—	—	—	1
561720	Janitorial services	6 187	27 268	113 968	252	134	52	30	24	4	6	1	—	—	—	1
56173	Landscaping services	2 130	10 287	46 817	295	193	50	28	17	5	2	—	—	—	—	—
561730	Landscaping services	2 130	10 287	46 817	295	193	50	28	17	5	2	—	—	—	—	—
56174	Carpet & upholstery cleaning services	170	900	4 033	37	24	9	2	2	—	—	—	—	—	—	—
561740	Carpet & upholstery cleaning services	170	900	4 033	37	24	9	2	2	—	—	—	—	—	—	—
56179	Other services to buildings & dwellings	163	604	3 517	24	13	10	—	—	1	—	—	—	—	—	—
561790	Other services to buildings & dwellings	163	604	3 517	24	13	10	—	—	1	—	—	—	—	—	—
5619	Other support services	865	5 641	26 728	70	43	12	5	7	2	—	1	—	—	—	—
56192	Convention & trade show organizers (C)	(D)	(D)	(D)	16	10	3	—	2	1	—	—	—	—	—	—
56199	All other support services	644	4 292	21 443	50	32	8	4	4	1	—	1	—	—	—	—
561990	All other support services	644	4 292	21 443	50	32	8	4	4	1	—	1	—	—	—	—
562	Waste management & remediation services	605	4 995	21 279	39	18	7	5	7	1	1	—	—	—	—	—
5621	Waste collection	309	2 233	9 435	13	7	1	1	3	—	1	—	—	—	—	—
56211	Waste collection	309	2 233	9 435	13	7	1	1	3	—	1	—	—	—	—	—
5622	Waste treatment & disposal	134	1 542	5 597	12	6	3	1	1	1	—	—	—	—	—	—
56221	Waste treatment & disposal	134	1 542	5 597	12	6	3	1	1	1	—	—	—	—	—	—
5629	Remediation & oth waste management services	162	1 220	6 247	14	5	3	3	3	—	—	—	—	—	—	—
<b>61</b>	<b>Educational services</b>	<b>7 420</b>	<b>44 759</b>	<b>176 498</b>	<b>294</b>	<b>152</b>	<b>26</b>	<b>38</b>	<b>42</b>	<b>24</b>	<b>6</b>	<b>4</b>	<b>2</b>	<b>—</b>	<b>—</b>	<b>—</b>
611	Educational services	7 420	44 759	176 498	294	152	26	38	42	24	6	4	2	—	—	—
6111	Elementary & secondary schools	2 499	14 358	57 554	67	9	2	14	24	15	2	1	—	—	—	—
61111	Elementary & secondary schools	2 499	14 358	57 554	67	9	2	14	24	15	2	1	—	—	—	—
611110	Elementary & secondary schools	2 499	14 358	57 554	67	9	2	14	24	15	2	1	—	—	—	—
6112	Junior colleges	583	2 990	12 231	5	1	—	—	1	1	1	—	—	—	—	—
61121	Junior colleges	583	2 990	12 231	5	1	—	—	1	1	1	—	—	—	—	—
611210	Junior colleges	583	2 990	12 231	5	1	—	—	1	1	1	—	—	—	—	—
6113	Colleges, universities & professional schools	1 927	10 690	44 565	7	2	1	—	—	1	—	—	—	—	—	—
61131	Colleges, universities & professional schools	1 927	10 690	44 565	7	2	1	—	—	1	—	—	—	—	—	—
611310	Colleges, universities & professional schools	1 927	10 690	44 565	7	2	1	—	—	1	—	—	—	—	—	—
6114	Business schools & computer & mgt training	884	11 925	40 264	48	36	1	6	1	1	2	1	—	—	—	—
61142	Computer training	848	11 562	38 785	31	20	1	5	1	1	2	1	—	—	—	—
611420	Computer training	848	11 562	38 785	31	20	1	5	1	1	2	1	—	—	—	—
6115	Technical & trade schools	128	655	3 070	19	12	4	2	—	1	—	—	—	—	—	—
61151	Technical & trade schools	128	655	3 070	19	12	4	2	—	1	—	—	—	—	—	—
6116	Other schools & instruction	1 277	3 259	14 462	115	65	15	15	14	5	1	—	—	—	—	—
61161	Fine arts schools	357	837	3 578	51	28	9	10	3	1	—	—	—	—	—	—
611610	Fine arts schools	357	837	3 578	51	28	9	10	3	1	—	—	—	—	—	—
61162	Sports & recreation instruction (C)	(D)	(D)	(D)	27	18	2	4	2	1	—	—	—	—	—	—
61169	All other schools & instruction	674	1 894	8 424	34	17	4	1	8	3	1	—	—	—	—	—
611691	Exam preparation & tutoring	360	724	3 401	19	10	2	—	4	3	—	—	—	—	—	—
6117	Educational support services	122	882	4 352	33	27	3	1	2	—	—	—	—	—	—	—
61171	Educational support services	122	882	4 352	33	27	3	1	2	—	—	—	—	—	—	—
611710	Educational support services	122	882	4 352	33	27	3	1	2	—	—	—	—	—	—	—
<b>62</b>	<b>Health care and social assistance</b>	<b>35 792</b>	<b>282 317</b>	<b>1 256 619</b>	<b>1 723</b>	<b>710</b>	<b>386</b>	<b>325</b>	<b>225</b>	<b>40</b>	<b>24</b>	<b>6</b>	<b>3</b>	<b>4</b>	<b>—</b>	<b>—</b>
621	Ambulatory health care services	13 429	125 484	607 287	1 219	550	299	208	131	19	8	3	1	—	—	—
6211	Offices of physicians	5 132	68 280	345 815	449	191	98	78	72	6	4	—	—	—	—	—
62111	Offices of physicians	5 132	68 280	345 815	449	191	98	78	72	6	4	—	—	—	—	—
621111	Offices of physicians (exc mental health)	4 940	66 735	338 411	416	171	90	74	72	5	4	—	—	—	—	—
621112	Offices of physicians, mental health	192	1 545	7 404	33	20	8	4	—	1	—	—	—	—	—	—
6212	Offices of dentists	2 417	20 895	98 996	313	100	132	64	16	1	—	—	—	—	—	—
62121	Offices of dentists	2 417	20 895	98 996	313	100	132	64	16	1	—	—	—	—	—	—
621210	Offices of dentists	2 417	20 895	98 996	313	100	132	64	16	1	—	—	—	—	—	—
6213	Offices of other health practitioners	1 605	10 272	46 311	288	198	48	35	6	—	—	1	—	—	—	—
62131	Offices of chiropractors	295	1 829	7 928	91	72	14	5	—	—	—	—	—	—	—	—
621310	Offices of chiropractors	295	1 829	7 928	91	72	14	5	—	—	—	—	—	—	—	—
62132	Offices of optometrists	434	2 823	14 209	64	29	16	17	2	—	—	—	—	—	—	—
621320	Offices of optometrists	434	2 823	14 209	64	29	16	17	2	—	—	—	—	—	—	—
62133	Offices of other mental health practitioners	119	732	3 517	37	30	4	3	—	—	—	—	—	—	—	—
621330	Offices of other mental health practitioners	119	732	3 517	37	30	4	3	—	—	—	—	—	—	—	—
62134	Offices of PT, OT, speech therapy & audiology	583	3 635	15 440	53	35	8	6	3	—	—	1	—	—	—	—
621340	Offices of PT, OT, speech therapy & audiology	583	3 635	15 440	53	35	8	6	3	—	—	1	—	—	—	—
62139	Offices of all other health practitioners	174	1 253	5 217	43	32	6	4	1	—	—	—	—	—	—	—
621399	Offices of all other misc health practitioners	101	640	2 627	30	25	2	2	1	—	—	—	—	—	—	—
6214	Outpatient care centers	2 103	12 746	55 972	62	18	12	15	11	2	1	2	1	—	—	—
62142	Outpatient mental health, substance abuse ctrs	699	2 832	12 463	19	10	4	1	3	—	—	—	—	—	—	—
621420	Outpatient mental health, substance abuse ctrs	699	2 832	12 463	19	10	4	1	3	—	—	—	—	—	—	—
62149	Other outpatient care centers	1 335	9 690	42 530	38	6	8	12	7	2	1	2	—	—	—	—
621498	All other outpatient care centers	946	6 076	26 592	24	5	8	6	2	—	1	2	—	—	—	—

See footnotes at end of table.

**Table 6. Counties—Employees, Payroll, and Establishments by Industry: 2002—Con.**

[Excludes most government employees, railroad employees, and self-employed persons. Size class 1 to 4 includes establishments with payroll, but no employees, during mid-March pay period. (D) denotes figures withheld to avoid disclosing data for individual companies; the data are included in broader industry totals. Detailed industries with 100 or more employees are shown if industry was not a (D). For explanation of terms, abbreviations, and data reliability/comparability, see introductory text]

NAICS code	Industry	Number of employees for week including March 12	Payroll (\$1,000)		Total number of establishments	Number of establishments by employment-size class														
			First quarter	Annual		1 to 4	5 to 9	10 to 19	20 to 49	50 to 99	100 to 249	250 to 499	500 to 999	1,000 or more						
<b>62</b>	<b>WAKE—Con.</b>																			
	<b>Health care and social assistance—Con.</b>																			
621	Ambulatory health care services—Con.																			
6215	Medical & diagnostic laboratories .....	282	4 208	21 873	26	15	2	3	6	—	—	—	—	—	—	—	—	—	—	—
62151	Medical & diagnostic laboratories .....	282	4 208	21 873	26	15	2	3	6	—	—	—	—	—	—	—	—	—	—	—
6216	Home health care services .....	1 534	7 407	31 002	49	13	2	7	15	9	3	—	—	—	—	—	—	—	—	—
62161	Home health care services .....	1 534	7 407	31 002	49	13	2	7	15	9	3	—	—	—	—	—	—	—	—	—
621610	Home health care services .....	1 534	7 407	31 002	49	13	2	7	15	9	3	—	—	—	—	—	—	—	—	—
6219	Other ambulatory health care services .....	356	1 676	7 318	32	15	5	6	5	1	—	—	—	—	—	—	—	—	—	—
62191	Ambulance services .....	254	741	3 362	11	1	2	3	4	1	—	—	—	—	—	—	—	—	—	—
621910	Ambulance services .....	254	741	3 362	11	1	2	3	4	1	—	—	—	—	—	—	—	—	—	—
62199	All other ambulatory health care services .....	102	935	3 956	21	14	3	3	1	—	—	—	—	—	—	—	—	—	—	—
622	Hospitals .....	12 341	107 699	446 026	13	3	—	1	—	1	1	1	1	2	4					
6221	General medical & surgical hospitals .....	6 292	55 911	223 978	7	2	—	1	—	—	—	—	—	2	2					
62211	General medical & surgical hospitals .....	6 292	55 911	223 978	7	2	—	1	—	—	—	—	—	2	2					
622110	General medical & surgical hospitals .....	6 292	55 911	223 978	7	2	—	1	—	—	—	—	—	2	2					
6222	Psychiatric & substance abuse hospitals .....	(I)	(D)	(D)	2	—	—	—	—	—	—	—	—	—	—					2
62221	Psychiatric & substance abuse hospitals .....	(I)	(D)	(D)	2	—	—	—	—	—	—	—	—	—	—					2
6223	Other specialty hospitals .....	(F)	(D)	(D)	4	1	—	—	—	1	1	1	—	—	—					—
62231	Other specialty hospitals .....	(F)	(D)	(D)	4	1	—	—	—	1	1	1	—	—	—					—
623	Nursing & residential care facilities .....	5 164	27 077	111 894	124	27	21	25	27	9	13	2	—	—	—					—
6231	Nursing care facilities .....	1 713	10 179	42 049	21	3	2	—	4	4	8	—	—	—	—					—
62311	Nursing care facilities .....	1 713	10 179	42 049	21	3	2	—	4	4	8	—	—	—	—					—
623110	Nursing care facilities .....	1 713	10 179	42 049	21	3	2	—	4	4	8	—	—	—	—					—
6232	Residential mental retardation, health facil .....	1 102	5 445	22 857	49	7	13	19	7	—	3	—	—	—	—					—
62321	Residential mental retardation facilities .....	979	4 773	19 969	40	4	11	17	5	—	3	—	—	—	—					—
623210	Residential mental retardation facilities .....	979	4 773	19 969	40	4	11	17	5	—	3	—	—	—	—					—
62322	Residential mental health, subst abuse facil .....	123	672	2 888	9	3	2	2	2	—	—	—	—	—	—					—
623220	Residential mental health, subst abuse facil .....	123	672	2 888	9	3	2	2	2	—	—	—	—	—	—					—
6233	Community care facilities for the elderly .....	2 286	11 106	45 372	43	13	2	3	16	5	2	2	—	—	—					—
62331	Community care facilities for the elderly .....	2 286	11 106	45 372	43	13	2	3	16	5	2	2	—	—	—					—
623311	Continuing care retirement communities .....	971	4 913	19 040	14	5	1	2	3	—	2	1	—	—	—					—
623312	Homes for the elderly .....	1 315	6 193	26 332	29	8	1	1	13	5	—	1	—	—	—					—
624	Social assistance .....	4 858	22 057	91 412	367	130	66	91	67	11	2	—	—	—	—					—
6241	Individual & family services .....	946	6 002	25 264	102	52	29	9	9	1	2	—	—	—	—					—
62411	Child & youth services .....	259	1 423	6 478	22	12	5	1	3	—	1	—	—	—	—					—
624110	Child & youth services .....	259	1 423	6 478	22	12	5	1	3	—	1	—	—	—	—					—
62412	Services for elderly & disabled persons .....	355	2 187	9 125	34	16	12	2	2	1	1	—	—	—	—					—
624120	Services for elderly & disabled persons .....	355	2 187	9 125	34	16	12	2	2	1	1	—	—	—	—					—
62419	Other individual & family services .....	332	2 392	9 661	46	24	12	6	4	—	—	—	—	—	—					—
624190	Other individual & family services .....	332	2 392	9 661	46	24	12	6	4	—	—	—	—	—	—					—
6242	Community, emergency & other relief services .....	287	1 869	7 420	31	15	5	7	4	—	—	—	—	—	—					—
62421	Community food services .....	(C)	(D)	(D)	15	9	1	4	1	—	—	—	—	—	—					—
62422	Community housing services .....	168	1 235	4 847	15	5	4	3	3	—	—	—	—	—	—					—
624229	Other community housing services .....	103	839	3 356	11	4	3	2	2	—	—	—	—	—	—					—
6243	Vocational rehabilitation services .....	307	1 821	6 417	15	5	5	—	3	2	—	—	—	—	—					—
62431	Vocational rehabilitation services .....	307	1 821	6 417	15	5	5	—	3	2	—	—	—	—	—					—
624310	Vocational rehabilitation services .....	307	1 821	6 417	15	5	5	—	3	2	—	—	—	—	—					—
6244	Child day care services .....	3 318	12 365	52 311	219	58	27	75	51	8	—	—	—	—	—					—
62441	Child day care services .....	3 318	12 365	52 311	219	58	27	75	51	8	—	—	—	—	—					—
624410	Child day care services .....	3 318	12 365	52 311	219	58	27	75	51	8	—	—	—	—	—					—
<b>71</b>	<b>Arts, entertainment &amp; recreation .....</b>	<b>5 837</b>	<b>35 540</b>	<b>126 353</b>	<b>302</b>	<b>156</b>	<b>46</b>	<b>40</b>	<b>36</b>	<b>11</b>	<b>9</b>	<b>4</b>	—	—	—					—
711	Performing arts, spectator sports & related industries .....	655	4 569	17 766	82	65	5	9	—	1	2	—	—	—	—					—
7111	Performing arts companies .....	503	2 836	10 070	22	13	2	4	—	1	2	—	—	—	—					—
71111	Theater companies & dinner theaters .....	182	995	3 273	11	6	1	3	—	—	1	—	—	—	—					—
711110	Theater companies & dinner theaters .....	182	995	3 273	11	6	1	3	—	—	1	—	—	—	—					—
71113	Musical groups & artists .....	(C)	(D)	(D)	5	4	—	—	—	—	1	—	—	—	—					—
712	Museums, historical sites & like institutions .....	202	946	3 733	14	7	5	1	—	—	1	—	—	—	—					—
7121	Museums, historical sites & like institutions .....	202	946	3 733	14	7	5	1	—	—	1	—	—	—	—					—
71211	Museums .....	187	871	3 395	11	6	3	1	—	—	1	—	—	—	—					—
712110	Museums .....	187	871	3 395	11	6	3	1	—	—	1	—	—	—	—					—
713	Amusement, gambling & recreation industries .....	4 980	30 025	104 854	206	84	36	30	36	10	6	4	—	—	—					—
7139	Other amusement & recreation industries .....	4 921	29 914	104 307	194	78	32	28	36	10	6	4	—	—	—					—
71391	Golf courses & country clubs .....	1 280	5 765	25 764	27	3	3	3	13	1	4	—	—	—	—					—
713910	Golf courses & country clubs .....	1 280	5 765	25 764	27	3	3	3	13	1	4	—	—	—	—					—
71394	Fitness & recreational sports centers .....	2 929	5 833	26 563	110	53	15	16	14	6	2	4	—	—	—					—
713940	Fitness & recreational sports centers .....	2 929	5 833	26 563	110	53	15	16	14	6	2	4	—	—	—					—
71395	Bowling centers .....	(D)	(D)	(D)	6	—	—	—	2	3	1	—	—	—	—					—
71399	All other amusement & recreation industries .....	520	17 658	49 354	49	21	14	6	6	2	—	—	—	—	—					—
713990	All other amusement & recreation industries .....	520	17 658	49 354	49	21	14	6	6	2	—	—	—	—	—					—
<b>72</b>	<b>Accommodation &amp; food services .....</b>	<b>27 705</b>	<b>82 895</b>	<b>344 254</b>	<b>1 381</b>	<b>389</b>	<b>213</b>	<b>310</b>	<b>330</b>	<										

**Table 6. Counties—Employees, Payroll, and Establishments by Industry: 2002—Con.**

[Excludes most government employees, railroad employees, and self-employed persons. Size class 1 to 4 includes establishments with payroll, but no employees, during mid-March pay period. (D) denotes figures withheld to avoid disclosing data for individual companies; the data are included in broader industry totals. Detailed industries with 100 or more employees are shown if industry was not a (D). For explanation of terms, abbreviations, and data reliability/comparability, see introductory text]

NAICS code	Industry	Number of employees for week including March 12	Payroll (\$1,000)		Total number of establishments	Number of establishments by employment-size class										
			First quarter	Annual		1 to 4	5 to 9	10 to 19	20 to 49	50 to 99	100 to 249	250 to 499	500 to 999	1,000 or more		
<b>72</b>	<b>WAKE—Con.</b>															
	<b>Accommodation &amp; food services—Con.</b>															
722	Food services & drinking places	24 406	69 773	291 764	1 273	369	203	283	292	110	16	—	—	—	—	—
7221	Full-service restaurants	11 865	36 324	149 449	515	142	76	112	102	73	10	—	—	—	—	—
72211	Full-service restaurants	11 865	36 324	149 449	515	142	76	112	102	73	10	—	—	—	—	—
722110	Full-service restaurants	11 865	36 324	149 449	515	142	76	112	102	73	10	—	—	—	—	—
7222	Limited-service eating places	10 860	28 226	120 968	642	181	98	148	179	33	3	—	—	—	—	—
72221	Limited-service eating places	10 860	28 226	120 968	642	181	98	148	179	33	3	—	—	—	—	—
722211	Limited-service restaurants	9 565	24 818	104 765	533	145	81	103	173	28	3	—	—	—	—	—
722212	Cafeterias	373	1 253	5 864	17	9	2	1	—	5	—	—	—	—	—	—
722213	Snack & nonalcoholic beverage bars	922	2 155	10 339	92	27	15	44	6	—	—	—	—	—	—	—
7223	Special food services	965	3 440	14 053	68	28	20	9	7	2	2	—	—	—	—	—
72231	Food service contractors	699	2 747	10 717	42	11	16	6	6	2	1	—	—	—	—	—
722310	Food service contractors	699	2 747	10 717	42	11	16	6	6	2	1	—	—	—	—	—
72232	Caterers	(C)	(D)	(D)	23	15	4	3	—	—	1	—	—	—	—	—
7224	Drinking places (alcoholic beverages)	716	1 783	7 294	48	18	9	14	4	2	1	—	—	—	—	—
72241	Drinking places (alcoholic beverages)	716	1 783	7 294	48	18	9	14	4	2	1	—	—	—	—	—
722410	Drinking places (alcoholic beverages)	716	1 783	7 294	48	18	9	14	4	2	1	—	—	—	—	—
<b>81</b>	<b>Other services (except public administration)</b>	<b>18 170</b>	<b>103 917</b>	<b>426 639</b>	<b>1 905</b>	<b>1 031</b>	<b>424</b>	<b>270</b>	<b>124</b>	<b>37</b>	<b>14</b>	<b>5</b>	—	—	—	—
811	Repair & maintenance	4 297	29 977	122 472	593	339	147	80	17	7	2	1	—	—	—	—
8111	Automotive repair & maintenance	2 960	18 951	77 460	420	230	108	69	10	2	—	1	—	—	—	—
81111	Automotive mechanical & electrical R&M	1 113	8 518	35 385	250	156	67	26	1	—	—	—	—	—	—	—
811111	General automotive repair	942	7 276	30 193	206	126	54	25	1	—	—	—	—	—	—	—
81112	Automotive body, paint, interior & glass repair	710	6 303	25 139	88	41	24	18	3	2	—	—	—	—	—	—
811121	Automotive body, paint & interior R&M	556	4 975	19 606	71	32	21	14	3	1	—	—	—	—	—	—
811122	Automotive glass replacement shops	154	1 328	5 533	17	9	3	4	—	1	—	—	—	—	—	—
81119	Other automotive R&M	1 137	4 130	16 936	82	33	17	25	6	—	—	1	—	—	—	—
811191	Automotive oil change & lubrication shops	793	2 772	11 074	40	8	12	19	—	—	—	1	—	—	—	—
811192	Car washes	268	733	3 437	29	16	4	4	5	—	—	—	—	—	—	—
8112	Electronic & precision equipment R&M	596	5 615	21 668	59	35	11	5	4	3	1	—	—	—	—	—
81121	Electronic & precision equipment R&M	596	5 615	21 668	59	35	11	5	4	3	1	—	—	—	—	—
811212	Computer & office machine R&M	354	3 875	14 146	29	19	3	2	2	2	1	—	—	—	—	—
811219	Other electronic & precision equipment R&M	102	605	3 031	11	6	3	1	—	1	—	—	—	—	—	—
8113	Commercial equipment (exc auto & elec) R&M	346	3 151	12 860	37	20	9	4	2	2	—	—	—	—	—	—
81131	Commercial equipment (exc auto & elec) R&M	346	3 151	12 860	37	20	9	4	2	2	—	—	—	—	—	—
811310	Commercial equipment (exc auto & elec) R&M	346	3 151	12 860	37	20	9	4	2	2	—	—	—	—	—	—
8114	Personal & household goods R&M	395	2 260	10 484	77	54	19	2	1	—	1	—	—	—	—	—
81141	Home, garden equipment & appliance R&M	216	1 377	6 729	21	14	5	—	1	—	1	—	—	—	—	—
811412	Appliance repair & maintenance	177	1 075	5 554	12	9	1	—	1	—	1	—	—	—	—	—
81149	Other personal & household goods R&M	109	582	2 521	31	21	8	2	—	—	—	—	—	—	—	—
811490	Other personal & household goods R&M	109	582	2 521	31	21	8	2	—	—	—	—	—	—	—	—
812	Personal & laundry services	3 961	15 596	65 842	527	288	115	91	25	4	4	—	—	—	—	—
8121	Personal care services	1 731	7 302	31 141	258	148	57	42	8	1	2	—	—	—	—	—
81211	Hair, nail & skin care services	1 206	5 786	24 912	213	123	50	33	6	1	—	—	—	—	—	—
812112	Beauty salons	1 140	5 432	23 250	191	107	45	32	6	1	—	—	—	—	—	—
81219	Other personal care services	525	1 516	6 229	45	25	7	9	2	—	2	—	—	—	—	—
812191	Diet & weight reducing centers	335	869	3 371	13	7	3	1	—	—	2	—	—	—	—	—
812199	Other personal care services	190	647	2 858	32	18	4	8	2	—	—	—	—	—	—	—
8122	Death care services	208	1 264	5 311	28	11	7	8	2	—	—	—	—	—	—	—
81221	Funeral homes	154	971	3 915	17	5	5	5	2	—	—	—	—	—	—	—
812210	Funeral homes	154	971	3 915	17	5	5	5	2	—	—	—	—	—	—	—
8123	Drycleaning & laundry services	1 146	4 574	19 107	104	42	25	24	10	2	1	—	—	—	—	—
81231	Coin-operated laundries & drycleaners	203	619	2 503	25	13	5	4	3	—	—	—	—	—	—	—
812310	Coin-operated laundries & drycleaners	203	619	2 503	25	13	5	4	3	—	—	—	—	—	—	—
81232	Drycleaning & laundry services (exc coin-op)	712	2 517	10 363	75	29	19	20	6	1	—	—	—	—	—	—
812320	Drycleaning & laundry services (exc coin-op)	712	2 517	10 363	75	29	19	20	6	1	—	—	—	—	—	—
81233	Linen & uniform supply	231	1 438	6 241	4	—	1	—	1	1	—	—	—	—	—	—
8129	Other personal services	876	2 456	10 283	137	87	26	17	5	1	1	—	—	—	—	—
81291	Pet care (except veterinary) services	152	394	1 910	31	20	6	5	—	—	—	—	—	—	—	—
812910	Pet care (except veterinary) services	152	394	1 910	31	20	6	5	—	—	—	—	—	—	—	—
81292	Photofinishing	135	403	1 621	9	3	3	2	—	1	—	—	—	—	—	—
81293	Parking lots & garages	148	496	1 659	22	10	8	4	—	—	—	—	—	—	—	—
812930	Parking lots & garages	148	496	1 659	22	10	8	4	—	—	—	—	—	—	—	—
81299	All other personal services	441	1 163	5 093	75	54	9	6	5	—	1	—	—	—	—	—
812990	All other personal services	441	1 163	5 093	75	54	9	6	5	—	1	—	—	—	—	—
813	Religious, grantmaking, civic, prof & like organizations	9 912	58 344	238 325	785	404	162	99	82	26	8	4	—	—	—	—
8131	Religious organizations	6 237	26 007	104 533	452	207	102	57	60	19	5	2	—	—	—	—
81311	Religious organizations	6 237	26 007	104 533	452	207	102	57	60	19	5	2	—	—	—	—
813110	Religious organizations	6 237	26 007	104 533	452	207	102	57	60	19	5	2	—	—	—	—
8132	Grantmaking & giving services	969	7 076	29 927	61	31	11	11	3	3	1	1	—	—	—	—
81321	Grantmaking & giving services	969	7 076	29 927	61	31	11	11	3	3	1	1	—	—	—	—
813211	Grantmaking foundations	378	3 163	13 204	31	21	3	4	1	1	—	—	—	—	—	—
813212	Voluntary health organizations	392	2 005	8 795	21	8	—	—	—	—	—	1	—	—	—	—
813219	Other grantmaking & giving services	199	1 908	7 928	9	2	—	3	2	—	—	—	—	—	—	—
8133	Social advocacy organizations	312	2 689	11 413	37	23	6	6	1	—	1	—	—	—	—	—
81331	Social advocacy organizations	312	2 689	11 413	37	23	6	6	1	—	1	—	—	—	—	—
813311	Human rights organizations	162	1 653	7 253	10	5	2	2	—	—	1	—	—	—	—	—

See footnotes at end of table.

**Table 6. Counties—Employees, Payroll, and Establishments by Industry: 2002—Con.**

[Excludes most government employees, railroad employees, and self-employed persons. Size class 1 to 4 includes establishments with payroll, but no employees, during mid-March pay period. (D) denotes figures withheld to avoid disclosing data for individual companies; the data are included in broader industry totals. Detailed industries with 100 or more employees are shown if industry was not a (D). For explanation of terms, abbreviations, and data reliability/comparability, see introductory text]

NAICS code	Industry	Number of employees for week including March 12	Payroll (\$1,000)		Total number of establishments	Number of establishments by employment-size class								
			First quarter	Annual		1 to 4	5 to 9	10 to 19	20 to 49	50 to 99	100 to 249	250 to 499	500 to 999	1,000 or more
<b>WAKE—Con.</b>														
<b>81</b>	<b>Other services (except public administration)—Con.</b>													
813	Religious, grantmaking, civic, prof & like organizations—Con.													
8134	Civic & social organizations	606	2 491	11 155	46	31	5	4	3	2	1	—	—	
81341	Civic & social organizations	606	2 491	11 155	46	31	5	4	3	2	1	—	—	
813410	Civic & social organizations	606	2 491	11 155	46	31	5	4	3	2	1	—	—	
8139	Business, labor, political, like organizations	1 788	20 081	81 297	189	112	38	21	15	2	—	1	—	
81391	Business associations	583	7 557	30 441	78	43	19	9	6	1	—	—	—	
813910	Business associations	583	7 557	30 441	78	43	19	9	6	1	—	—	—	
81392	Professional organizations	523	5 941	24 808	59	34	12	7	5	1	—	—	—	
813920	Professional organizations	523	5 941	24 808	59	34	12	7	5	1	—	—	—	
81394	Political organizations	127	841	4 386	23	16	4	—	3	—	—	—	—	
813940	Political organizations	127	841	4 386	23	16	4	—	3	—	—	—	—	
81399	Oth similar organizations (exc business, prof, labor, pol)	(E)	(D)	(D)	18	13	—	3	1	—	—	1	—	
<b>95</b>	<b>Auxiliaries (exc corporate, subsidiary &amp; regional mgt)</b>	<b>4 633</b>	<b>53 293</b>	<b>206 550</b>	<b>71</b>	<b>20</b>	<b>15</b>	<b>7</b>	<b>14</b>	<b>5</b>	<b>5</b>	<b>4</b>	<b>—</b>	
<b>99</b>	<b>Unclassified establishments</b>	<b>130</b>	<b>447</b>	<b>2 259</b>	<b>87</b>	<b>77</b>	<b>7</b>	<b>3</b>	<b>—</b>	<b>—</b>	<b>—</b>	<b>—</b>	<b>—</b>	
<b>WARREN</b>														
	<b>Total</b>	<b>2 205</b>	<b>9 992</b>	<b>42 408</b>	<b>245</b>	<b>154</b>	<b>38</b>	<b>29</b>	<b>17</b>	<b>3</b>	<b>4</b>	<b>—</b>	<b>—</b>	
<b>11</b>	<b>Forestry, fishing, hunting, and agriculture support</b>	<b>142</b>	<b>809</b>	<b>3 271</b>	<b>15</b>	<b>6</b>	<b>5</b>	<b>2</b>	<b>2</b>	<b>—</b>	<b>—</b>	<b>—</b>	<b>—</b>	
113	Forestry and logging	(C)	(D)	(D)	14	5	5	2	2	—	—	—	—	
1133	Logging	141	806	3 229	13	4	5	2	2	—	—	—	—	
11331	Logging	141	806	3 229	13	4	5	2	2	—	—	—	—	
113310	Logging	141	806	3 229	13	4	5	2	2	—	—	—	—	
<b>22</b>	<b>Utilities</b>	<b>(A)</b>	<b>(D)</b>	<b>(D)</b>	<b>1</b>	<b>—</b>	<b>—</b>	<b>1</b>	<b>—</b>	<b>—</b>	<b>—</b>	<b>—</b>	<b>—</b>	
<b>23</b>	<b>Construction</b>	<b>186</b>	<b>709</b>	<b>3 053</b>	<b>32</b>	<b>18</b>	<b>6</b>	<b>7</b>	<b>1</b>	<b>—</b>	<b>—</b>	<b>—</b>	<b>—</b>	
235	Special trade contractors	133	492	2 105	23	13	4	5	1	—	—	—	—	
<b>31-33</b>	<b>Manufacturing</b>	<b>589</b>	<b>3 367</b>	<b>14 085</b>	<b>11</b>	<b>2</b>	<b>1</b>	<b>1</b>	<b>3</b>	<b>1</b>	<b>3</b>	<b>—</b>	<b>—</b>	
313	Textile mills	(C)	(D)	(D)	1	—	—	—	—	—	1	—	—	
3131	Fiber, yarn & thread mills	(C)	(D)	(D)	1	—	—	—	—	—	1	—	—	
31311	Fiber, yarn & thread mills	(C)	(D)	(D)	1	—	—	—	—	—	1	—	—	
321	Wood product mfg	295	1 311	5 275	7	1	1	1	2	1	1	—	—	
3219	Other wood product mfg	(C)	(D)	(D)	2	—	—	—	—	1	1	—	—	
32191	Millwork	(C)	(D)	(D)	1	—	—	—	—	—	1	—	—	
322	Paper mfg	(C)	(D)	(D)	1	—	—	—	—	—	1	—	—	
3222	Converted paper product mfg	(C)	(D)	(D)	1	—	—	—	—	—	1	—	—	
32221	Paperboard container mfg	(C)	(D)	(D)	1	—	—	—	—	—	1	—	—	
<b>42</b>	<b>Wholesale trade</b>	<b>(B)</b>	<b>(D)</b>	<b>(D)</b>	<b>8</b>	<b>7</b>	<b>—</b>	<b>1</b>	<b>—</b>	<b>—</b>	<b>—</b>	<b>—</b>	<b>—</b>	
<b>44-45</b>	<b>Retail trade</b>	<b>355</b>	<b>1 437</b>	<b>5 905</b>	<b>48</b>	<b>29</b>	<b>7</b>	<b>8</b>	<b>3</b>	<b>1</b>	<b>—</b>	<b>—</b>	<b>—</b>	
445	Food & beverage stores	(C)	(D)	(D)	6	3	—	—	2	1	—	—	—	
4451	Grocery stores	(C)	(D)	(D)	4	1	—	—	2	1	—	—	—	
44511	Grocery (except convenience) stores	123	411	1 597	3	—	—	—	2	1	—	—	—	
445110	Grocery (except convenience) stores	123	411	1 597	3	—	—	—	2	1	—	—	—	
<b>48-49</b>	<b>Transportation &amp; warehousing</b>	<b>(B)</b>	<b>(D)</b>	<b>(D)</b>	<b>15</b>	<b>11</b>	<b>3</b>	<b>1</b>	<b>—</b>	<b>—</b>	<b>—</b>	<b>—</b>	<b>—</b>	
<b>51</b>	<b>Information</b>	<b>92</b>	<b>156</b>	<b>677</b>	<b>3</b>	<b>1</b>	<b>1</b>	<b>—</b>	<b>—</b>	<b>1</b>	<b>—</b>	<b>—</b>	<b>—</b>	
<b>52</b>	<b>Finance &amp; insurance</b>	<b>52</b>	<b>308</b>	<b>1 176</b>	<b>10</b>	<b>6</b>	<b>3</b>	<b>1</b>	<b>—</b>	<b>—</b>	<b>—</b>	<b>—</b>	<b>—</b>	
<b>53</b>	<b>Real estate &amp; rental &amp; leasing</b>	<b>(A)</b>	<b>(D)</b>	<b>(D)</b>	<b>2</b>	<b>2</b>	<b>—</b>	<b>—</b>	<b>—</b>	<b>—</b>	<b>—</b>	<b>—</b>	<b>—</b>	
<b>54</b>	<b>Professional, scientific &amp; technical services</b>	<b>50</b>	<b>173</b>	<b>631</b>	<b>15</b>	<b>12</b>	<b>2</b>	<b>1</b>	<b>—</b>	<b>—</b>	<b>—</b>	<b>—</b>	<b>—</b>	
<b>55</b>	<b>Management of companies &amp; enterprises</b>	<b>(A)</b>	<b>(D)</b>	<b>(D)</b>	<b>1</b>	<b>1</b>	<b>—</b>	<b>—</b>	<b>—</b>	<b>—</b>	<b>—</b>	<b>—</b>	<b>—</b>	
<b>56</b>	<b>Admin, support, waste mgt, remediation services</b>	<b>57</b>	<b>182</b>	<b>1 086</b>	<b>6</b>	<b>2</b>	<b>3</b>	<b>—</b>	<b>1</b>	<b>—</b>	<b>—</b>	<b>—</b>	<b>—</b>	
<b>61</b>	<b>Educational services</b>	<b>(B)</b>	<b>(D)</b>	<b>(D)</b>	<b>1</b>	<b>—</b>	<b>—</b>	<b>—</b>	<b>1</b>	<b>—</b>	<b>—</b>	<b>—</b>	<b>—</b>	
<b>62</b>	<b>Health care and social assistance</b>	<b>352</b>	<b>1 630</b>	<b>7 063</b>	<b>22</b>	<b>9</b>	<b>5</b>	<b>3</b>	<b>4</b>	<b>—</b>	<b>1</b>	<b>—</b>	<b>—</b>	
621	Ambulatory health care services	(C)	(D)	(D)	11	4	2	2	3	—	—	—	—	
623	Nursing & residential care facilities	206	959	3 948	6	3	1	—	1	—	1	—	—	
6232	Residential mental retardation, health facil	(C)	(D)	(D)	2	1	—	—	—	—	1	—	—	
62321	Residential mental retardation facilities	(C)	(D)	(D)	2	1	—	—	—	—	1	—	—	
<b>71</b>	<b>Arts, entertainment &amp; recreation</b>	<b>(A)</b>	<b>(D)</b>	<b>(D)</b>	<b>3</b>	<b>3</b>	<b>—</b>	<b>—</b>	<b>—</b>	<b>—</b>	<b>—</b>	<b>—</b>	<b>—</b>	
<b>72</b>	<b>Accommodation &amp; food services</b>	<b>75</b>	<b>164</b>	<b>732</b>	<b>14</b>	<b>10</b>	<b>2</b>	<b>—</b>	<b>2</b>	<b>—</b>	<b>—</b>	<b>—</b>	<b>—</b>	
<b>81</b>	<b>Other services (except public administration)</b>	<b>115</b>	<b>284</b>	<b>1 232</b>	<b>37</b>	<b>34</b>	<b>—</b>	<b>3</b>	<b>—</b>	<b>—</b>	<b>—</b>	<b>—</b>	<b>—</b>	
<b>95</b>	<b>Auxiliaries (exc corporate, subsidiary &amp; regional mgt)</b>	<b>(A)</b>	<b>(D)</b>	<b>(D)</b>	<b>1</b>	<b>1</b>	<b>—</b>	<b>—</b>	<b>—</b>	<b>—</b>	<b>—</b>	<b>—</b>	<b>—</b>	

See footnotes at end of table.

**Table 6. Counties—Employees, Payroll, and Establishments by Industry: 2002—Con.**

[Excludes most government employees, railroad employees, and self-employed persons. Size class 1 to 4 includes establishments with payroll, but no employees, during mid-March pay period. (D) denotes figures withheld to avoid disclosing data for individual companies; the data are included in broader industry totals. Detailed industries with 100 or more employees are shown if industry was not a (D). For explanation of terms, abbreviations, and data reliability/comparability, see introductory text]

NAICS code	Industry	Number of employees for week including March 12	Payroll (\$1,000)		Total number of establishments	Number of establishments by employment-size class								
			First quarter	Annual		1 to 4	5 to 9	10 to 19	20 to 49	50 to 99	100 to 249	250 to 499	500 to 999	1,000 or more
<b>WASHINGTON</b>														
	<b>Total</b> .....	<b>3 825</b>	<b>33 145</b>	<b>133 336</b>	<b>280</b>	<b>146</b>	<b>67</b>	<b>43</b>	<b>15</b>	<b>5</b>	<b>3</b>	-	-	<b>1</b>
11	<b>Forestry, fishing, hunting, and agriculture support</b> .....	<b>92</b>	<b>665</b>	<b>2 712</b>	<b>11</b>	<b>3</b>	<b>3</b>	<b>5</b>	-	-	-	-	-	-
22	<b>Utilities</b> .....	<b>(A)</b>	<b>(D)</b>	<b>(D)</b>	<b>1</b>	-	-	<b>1</b>	-	-	-	-	-	-
23	<b>Construction</b> .....	<b>(B)</b>	<b>(D)</b>	<b>(D)</b>	<b>17</b>	<b>12</b>	<b>3</b>	<b>2</b>	-	-	-	-	-	-
31-33	<b>Manufacturing</b> .....	<b>(G)</b>	<b>(D)</b>	<b>(D)</b>	<b>15</b>	<b>3</b>	<b>6</b>	<b>2</b>	<b>1</b>	<b>1</b>	<b>1</b>	-	-	<b>1</b>
321	Wood product mfg .....	273	2 448	9 726	5	-	1	1	1	1	1	-	-	-
3211	Sawmills & wood preservation .....	(C)	(D)	(D)	2	-	-	-	-	1	1	-	-	-
32111	Sawmills & wood preservation .....	(C)	(D)	(D)	2	-	-	-	-	1	1	-	-	-
322	Paper mfg .....	(G)	(D)	(D)	1	-	-	-	-	-	-	-	-	1
3221	Pulp, paper & paperboard mills .....	(G)	(D)	(D)	1	-	-	-	-	-	-	-	-	1
32212	Paper mills .....	(G)	(D)	(D)	1	-	-	-	-	-	-	-	-	1
42	<b>Wholesale trade</b> .....	<b>96</b>	<b>620</b>	<b>2 454</b>	<b>13</b>	<b>5</b>	<b>5</b>	<b>2</b>	<b>1</b>	-	-	-	-	-
44-45	<b>Retail trade</b> .....	<b>493</b>	<b>2 081</b>	<b>8 104</b>	<b>65</b>	<b>30</b>	<b>17</b>	<b>15</b>	<b>2</b>	<b>1</b>	-	-	-	-
445	Food & beverage stores .....	(C)	(D)	(D)	8	3	1	2	1	1	-	-	-	-
4451	Grocery stores .....	(C)	(D)	(D)	6	2	-	2	1	1	-	-	-	-
44511	Grocery (except convenience) stores .....	119	425	1 666	5	2	-	1	1	1	-	-	-	-
445110	Grocery (except convenience) stores .....	119	425	1 666	5	2	-	1	1	1	-	-	-	-
48-49	<b>Transportation &amp; warehousing</b> .....	<b>127</b>	<b>488</b>	<b>2 081</b>	<b>21</b>	<b>15</b>	<b>4</b>	<b>1</b>	-	<b>1</b>	-	-	-	-
484	Truck transportation .....	(C)	(D)	(D)	17	11	4	1	-	1	-	-	-	-
51	<b>Information</b> .....	<b>54</b>	<b>549</b>	<b>2 065</b>	<b>6</b>	<b>3</b>	<b>1</b>	<b>1</b>	<b>1</b>	-	-	-	-	-
52	<b>Finance &amp; insurance</b> .....	<b>(B)</b>	<b>(D)</b>	<b>(D)</b>	<b>12</b>	<b>5</b>	<b>4</b>	<b>3</b>	-	-	-	-	-	-
53	<b>Real estate &amp; rental &amp; leasing</b> .....	<b>(A)</b>	<b>(D)</b>	<b>(D)</b>	<b>2</b>	<b>1</b>	<b>1</b>	-	-	-	-	-	-	-
54	<b>Professional, scientific &amp; technical services</b> .....	<b>(B)</b>	<b>(D)</b>	<b>(D)</b>	<b>10</b>	<b>9</b>	<b>1</b>	-	-	-	-	-	-	-
55	<b>Management of companies &amp; enterprises</b> .....	<b>(A)</b>	<b>(D)</b>	<b>(D)</b>	<b>2</b>	<b>1</b>	-	<b>1</b>	-	-	-	-	-	-
56	<b>Admin, support, waste mgt, remediation services</b> .....	<b>115</b>	<b>612</b>	<b>2 594</b>	<b>11</b>	<b>5</b>	<b>3</b>	<b>1</b>	<b>2</b>	-	-	-	-	-
61	<b>Educational services</b> .....	<b>(A)</b>	<b>(D)</b>	<b>(D)</b>	<b>1</b>	<b>1</b>	-	-	-	-	-	-	-	-
62	<b>Health care and social assistance</b> .....	<b>668</b>	<b>2 993</b>	<b>12 337</b>	<b>29</b>	<b>13</b>	<b>8</b>	<b>2</b>	<b>2</b>	<b>2</b>	<b>2</b>	-	-	-
621	Ambulatory health care services .....	192	724	3 202	9	5	2	-	2	-	-	-	-	-
6216	Home health care services .....	(C)	(D)	(D)	2	-	-	-	-	2	-	-	-	-
62161	Home health care services .....	(C)	(D)	(D)	2	-	-	-	-	2	-	-	-	-
622	Hospitals .....	(C)	(D)	(D)	2	1	-	-	-	-	1	-	-	-
6221	General medical & surgical hospitals .....	(C)	(D)	(D)	2	1	-	-	-	-	1	-	-	-
62211	General medical & surgical hospitals .....	(C)	(D)	(D)	2	1	-	-	-	-	1	-	-	-
623	Nursing & residential care facilities .....	(C)	(D)	(D)	4	-	1	2	-	-	1	-	-	-
6231	Nursing care facilities .....	(C)	(D)	(D)	1	-	-	-	-	-	1	-	-	-
62311	Nursing care facilities .....	(C)	(D)	(D)	1	-	-	-	-	-	1	-	-	-
624	Social assistance .....	132	393	1 653	14	7	5	-	2	-	-	-	-	-
71	<b>Arts, entertainment &amp; recreation</b> .....	<b>(A)</b>	<b>(D)</b>	<b>(D)</b>	<b>5</b>	<b>3</b>	<b>2</b>	-	-	-	-	-	-	-
72	<b>Accommodation &amp; food services</b> .....	<b>282</b>	<b>552</b>	<b>2 370</b>	<b>23</b>	<b>8</b>	<b>2</b>	<b>7</b>	<b>6</b>	-	-	-	-	-
722	Food services & drinking places .....	(C)	(D)	(D)	19	6	2	5	6	-	-	-	-	-
7221	Full-service restaurants .....	121	230	1 028	11	3	2	4	2	-	-	-	-	-
72211	Full-service restaurants .....	121	230	1 028	11	3	2	4	2	-	-	-	-	-
722110	Full-service restaurants .....	121	230	1 028	11	3	2	4	2	-	-	-	-	-
7222	Limited-service eating places .....	112	251	1 057	7	3	-	-	4	-	-	-	-	-
72221	Limited-service eating places .....	112	251	1 057	7	3	-	-	4	-	-	-	-	-
722211	Limited-service restaurants .....	112	251	1 057	7	3	-	-	4	-	-	-	-	-
81	<b>Other services (except public administration)</b> .....	<b>92</b>	<b>379</b>	<b>1 540</b>	<b>35</b>	<b>28</b>	<b>7</b>	-	-	-	-	-	-	-
99	<b>Unclassified establishments</b> .....	<b>(A)</b>	<b>(D)</b>	<b>(D)</b>	<b>1</b>	<b>1</b>	-	-	-	-	-	-	-	-
<b>WATAUGA</b>														
	<b>Total</b> .....	<b>15 538</b>	<b>76 052</b>	<b>334 173</b>	<b>1 579</b>	<b>897</b>	<b>309</b>	<b>200</b>	<b>119</b>	<b>40</b>	<b>11</b>	<b>2</b>	<b>1</b>	-
11	<b>Forestry, fishing, hunting, and agriculture support</b> .....	<b>15</b>	<b>55</b>	<b>277</b>	<b>9</b>	<b>9</b>	-	-	-	-	-	-	-	-
21	<b>Mining</b> .....	<b>(B)</b>	<b>(D)</b>	<b>(D)</b>	<b>4</b>	<b>2</b>	-	-	<b>2</b>	-	-	-	-	-
22	<b>Utilities</b> .....	<b>(B)</b>	<b>(D)</b>	<b>(D)</b>	<b>1</b>	-	-	-	<b>1</b>	-	-	-	-	-

See footnotes at end of table.

**Table 6. Counties—Employees, Payroll, and Establishments by Industry: 2002—Con.**

[Excludes most government employees, railroad employees, and self-employed persons. Size class 1 to 4 includes establishments with payroll, but no employees, during mid-March pay period. (D) denotes figures withheld to avoid disclosing data for individual companies; the data are included in broader industry totals. Detailed industries with 100 or more employees are shown if industry was not a (D). For explanation of terms, abbreviations, and data reliability/comparability, see introductory text]

NAICS code	Industry	Number of employees for week including March 12	Payroll (\$1,000)		Total number of establishments	Number of establishments by employment-size class								
			First quarter	Annual		1 to 4	5 to 9	10 to 19	20 to 49	50 to 99	100 to 249	250 to 499	500 to 999	1,000 or more
<b>WATAUGA—Con.</b>														
<b>23</b>	<b>Construction</b>	<b>1 249</b>	<b>6 936</b>	<b>32 174</b>	<b>240</b>	<b>160</b>	<b>49</b>	<b>24</b>	<b>4</b>	<b>3</b>	—	—	—	—
233	Building, developing & general contracting	767	4 651	21 171	129	86	25	13	2	3	—	—	—	—
2332	Residential building construction	(F)	(D)	(D)	112	76	21	12	1	2	—	—	—	—
23321	Single-family housing construction	597	3 530	15 493	110	75	21	11	1	2	—	—	—	—
233210	Single-family housing construction	597	3 530	15 493	110	75	21	11	1	2	—	—	—	—
2333	Nonresidential building construction	122	801	4 074	5	2	1	—	1	1	—	—	—	—
23332	Commercial & institutional bldg construction	122	801	4 074	5	2	1	—	1	1	—	—	—	—
233320	Commercial & institutional bldg construction	122	801	4 074	5	2	1	—	1	1	—	—	—	—
235	Special trade contractors	440	2 136	10 177	102	69	21	10	2	—	—	—	—	—
2351	Plumbing, heating & AC contractor	130	643	2 570	30	20	5	5	—	—	—	—	—	—
23511	Plumbing, heating & AC contractor	130	643	2 570	30	20	5	5	—	—	—	—	—	—
235110	Plumbing, heating & AC contractor	130	643	2 570	30	20	5	5	—	—	—	—	—	—
2353	Electrical contractors	113	684	2 849	15	6	5	3	1	—	—	—	—	—
23531	Electrical contractors	113	684	2 849	15	6	5	3	1	—	—	—	—	—
235310	Electrical contractors	113	684	2 849	15	6	5	3	1	—	—	—	—	—
<b>31-33</b>	<b>Manufacturing</b>	<b>1 078</b>	<b>6 180</b>	<b>24 770</b>	<b>55</b>	<b>25</b>	<b>10</b>	<b>10</b>	<b>5</b>	<b>2</b>	<b>3</b>	—	—	—
311	Food mfg	156	1 021	4 335	6	2	2	—	1	1	—	—	—	—
315	Apparel manufacturing	(C)	(D)	(D)	2	—	—	1	—	—	1	—	—	—
3152	Cut & sew apparel mfg	(C)	(D)	(D)	2	—	—	1	—	—	1	—	—	—
31523	Women's, girls' cut & sew apparel mfg	(C)	(D)	(D)	1	—	—	—	—	—	1	—	—	—
321	Wood product mfg	118	644	2 573	4	1	—	2	—	1	—	—	—	—
3219	Other wood product mfg	(C)	(D)	(D)	3	1	—	1	—	1	—	—	—	—
32191	Millwork	(C)	(D)	(D)	2	—	—	1	—	1	—	—	—	—
334	Computer & electronic product mfg	(C)	(D)	(D)	1	—	—	—	—	—	1	—	—	—
3344	Semiconductor & oth electronic component mfg	(C)	(D)	(D)	1	—	—	—	—	—	1	—	—	—
33441	Semiconductor & oth electronic component mfg	(C)	(D)	(D)	1	—	—	—	—	—	1	—	—	—
337	Furniture & related product mfg	187	1 103	4 164	13	5	5	1	1	—	1	—	—	—
3371	HH & institutional furniture & kitchen cabinet mfg	(C)	(D)	(D)	12	4	5	1	1	—	1	—	—	—
33712	Household & institutional furniture mfg	156	915	3 388	7	2	3	—	1	—	1	—	—	—
<b>42</b>	<b>Wholesale trade</b>	<b>408</b>	<b>2 910</b>	<b>12 295</b>	<b>46</b>	<b>31</b>	<b>6</b>	<b>3</b>	<b>3</b>	<b>3</b>	—	—	—	—
421	Wholesale trade, durable goods	181	1 094	4 272	23	18	2	1	—	2	—	—	—	—
422	Wholesale trade, nondurable goods	227	1 816	8 023	23	13	4	2	3	1	—	—	—	—
4224	Grocery & related product whse	135	1 147	5 317	5	1	—	1	2	1	—	—	—	—
<b>44-45</b>	<b>Retail trade</b>	<b>3 219</b>	<b>13 555</b>	<b>58 672</b>	<b>348</b>	<b>184</b>	<b>86</b>	<b>43</b>	<b>21</b>	<b>12</b>	<b>1</b>	<b>1</b>	—	—
441	Motor vehicle & parts dealers	390	2 286	10 153	36	18	7	3	7	1	—	—	—	—
4411	Automobile dealers	280	1 781	7 963	13	5	—	1	6	1	—	—	—	—
44111	New car dealers	271	1 736	7 777	8	—	—	1	6	1	—	—	—	—
441110	New car dealers	271	1 736	7 777	8	—	—	1	6	1	—	—	—	—
442	Furniture & home furnishing stores	103	412	1 866	31	22	9	—	—	—	—	—	—	—
444	Bldg material & garden equip & supp dealers	245	1 753	7 189	29	15	7	5	—	2	—	—	—	—
4441	Building material & supplies dealers	238	1 716	6 611	22	9	6	5	—	2	—	—	—	—
44419	Other building material dealers	159	1 398	5 564	16	7	3	5	—	1	—	—	—	—
444190	Other building material dealers	159	1 398	5 564	16	7	3	5	—	1	—	—	—	—
445	Food & beverage stores	544	1 857	8 244	20	6	2	5	2	4	1	—	—	—
4451	Grocery stores	(E)	(D)	(D)	12	3	2	—	2	4	1	—	—	—
44511	Grocery (except convenience) stores	478	1 644	7 238	10	2	1	—	2	4	1	—	—	—
445110	Grocery (except convenience) stores	478	1 644	7 238	10	2	1	—	2	4	1	—	—	—
446	Health & personal care stores	199	939	4 125	16	8	1	4	2	1	—	—	—	—
4461	Health & personal care stores	199	939	4 125	16	8	1	4	2	1	—	—	—	—
44611	Pharmacies & drug stores	(C)	(D)	(D)	9	2	1	3	2	1	—	—	—	—
447	Gasoline stations	173	635	2 482	32	14	13	5	—	—	—	—	—	—
4471	Gasoline stations	173	635	2 482	32	14	13	5	—	—	—	—	—	—
44711	Gasoline stations with convenience stores	142	481	1 943	24	8	13	3	—	—	—	—	—	—
447110	Gasoline stations with convenience stores	142	481	1 943	24	8	13	3	—	—	—	—	—	—
448	Clothing & clothing accessories stores	533	1 394	6 141	66	27	23	9	6	1	—	—	—	—
4481	Clothing stores	421	1 067	4 912	48	21	15	5	6	1	—	—	—	—
44812	Women's clothing stores	105	269	1 267	19	13	3	2	1	—	—	—	—	—
448120	Women's clothing stores	105	269	1 267	19	13	3	2	1	—	—	—	—	—
44814	Family clothing stores	212	532	2 347	15	3	5	3	3	1	—	—	—	—
448140	Family clothing stores	212	532	2 347	15	3	5	3	3	1	—	—	—	—
451	Sporting goods, hobby, book & music stores	120	358	1 741	29	19	6	4	—	—	—	—	—	—
452	General merchandise stores	502	2 114	8 658	12	3	3	1	2	2	—	1	—	—
4521	Department stores	423	1 822	7 126	3	—	—	—	—	2	—	1	—	—
45211	Department stores	423	1 822	7 126	3	—	—	—	—	2	—	1	—	—
452110	Department stores	423	1 822	7 126	3	—	—	—	—	2	—	1	—	—
453	Miscellaneous store retailers	226	579	3 103	54	38	11	4	1	—	—	—	—	—
4532	Office supplies, stationery & gift stores	(C)	(D)	(D)	25	15	6	3	1	—	—	—	—	—
45322	Gift, novelty & souvenir stores	109	253	1 620	23	14	6	3	—	—	—	—	—	—
453220	Gift, novelty & souvenir stores	109	253	1 620	23	14	6	3	—	—	—	—	—	—
454	Nonstore retailers	155	1 104	4 300	15	8	3	2	1	1	—	—	—	—
<b>48-49</b>	<b>Transportation &amp; warehousing</b>	<b>107</b>	<b>468</b>	<b>2 109</b>	<b>23</b>	<b>15</b>	<b>4</b>	<b>4</b>	—	—	—	—	—	—

See footnotes at end of table.



**Table 6. Counties—Employees, Payroll, and Establishments by Industry: 2002—Con.**

[Excludes most government employees, railroad employees, and self-employed persons. Size class 1 to 4 includes establishments with payroll, but no employees, during mid-March pay period. (D) denotes figures withheld to avoid disclosing data for individual companies; the data are included in broader industry totals. Detailed industries with 100 or more employees are shown if industry was not a (D). For explanation of terms, abbreviations, and data reliability/comparability, see introductory text]

NAICS code	Industry	Number of employees for week including March 12	Payroll (\$1,000)		Total number of establishments	Number of establishments by employment-size class									
			First quarter	Annual		1 to 4	5 to 9	10 to 19	20 to 49	50 to 99	100 to 249	250 to 499	500 to 999	1,000 or more	
<b>WATAUGA—Con.</b>															
<b>51</b>	<b>Information</b>	<b>285</b>	<b>1 711</b>	<b>7 149</b>	<b>31</b>	<b>16</b>	<b>6</b>	<b>6</b>	<b>3</b>	—	—	—	—	—	
513	Broadcasting & telecommunications	147	1 068	4 163	14	5	4	4	1	—	—	—	—	—	
<b>52</b>	<b>Finance &amp; insurance</b>	<b>473</b>	<b>2 963</b>	<b>13 447</b>	<b>64</b>	<b>40</b>	<b>11</b>	<b>7</b>	<b>5</b>	<b>1</b>	—	—	—	—	
522	Credit intermediation & related activities	319	1 835	8 202	30	14	5	6	4	1	—	—	—	—	
5221	Depository credit intermediation	279	1 568	6 760	19	4	5	5	4	1	—	—	—	—	
52211	Commercial banking	237	1 342	5 718	16	4	3	5	3	1	—	—	—	—	
522110	Commercial banking	237	1 342	5 718	16	4	3	5	3	1	—	—	—	—	
524	Insurance carriers & related activities	(C)	(D)	(D)	27	20	6	—	1	—	—	—	—	—	
5242	Agencies & other insurance related activities	(C)	(D)	(D)	24	17	6	—	1	—	—	—	—	—	
52421	Insurance agencies & brokerages	117	805	4 010	21	14	6	—	1	—	—	—	—	—	
524210	Insurance agencies & brokerages	117	805	4 010	21	14	6	—	1	—	—	—	—	—	
<b>53</b>	<b>Real estate &amp; rental &amp; leasing</b>	<b>344</b>	<b>1 466</b>	<b>6 216</b>	<b>83</b>	<b>59</b>	<b>13</b>	<b>9</b>	<b>2</b>	—	—	—	—	—	
531	Real estate	252	1 098	4 679	70	54	8	7	1	—	—	—	—	—	
5313	Activities related to real estate	101	516	2 010	28	19	5	4	—	—	—	—	—	—	
<b>54</b>	<b>Professional, scientific &amp; technical services</b>	<b>502</b>	<b>2 767</b>	<b>12 472</b>	<b>140</b>	<b>106</b>	<b>21</b>	<b>10</b>	<b>3</b>	—	—	—	—	—	
541	Professional, scientific & technical services	502	2 767	12 472	140	106	21	10	3	—	—	—	—	—	
5411	Legal services	109	581	2 569	30	23	3	4	—	—	—	—	—	—	
54111	Offices of lawyers	(C)	(D)	(D)	29	22	3	4	—	—	—	—	—	—	
5412	Accounting, tax prep, bookkeep, payroll services	121	676	2 844	27	20	3	3	1	—	—	—	—	—	
54121	Accounting, tax prep, bookkeep, payroll services	121	676	2 844	27	20	3	3	1	—	—	—	—	—	
<b>55</b>	<b>Management of companies &amp; enterprises</b>	<b>144</b>	<b>1 429</b>	<b>5 997</b>	<b>5</b>	—	<b>1</b>	<b>2</b>	—	<b>2</b>	—	—	—	—	
551	Management of companies & enterprises	144	1 429	5 997	5	—	1	2	—	2	—	—	—	—	
5511	Management of companies & enterprises	144	1 429	5 997	5	—	1	2	—	2	—	—	—	—	
55111	Management of companies & enterprises	144	1 429	5 997	5	—	1	2	—	2	—	—	—	—	
551114	Corp, subsidiary & regional managing offices	144	1 429	5 997	5	—	1	2	—	2	—	—	—	—	
<b>56</b>	<b>Admin, support, waste mgt, remediation services</b>	<b>364</b>	<b>2 003</b>	<b>9 957</b>	<b>61</b>	<b>43</b>	<b>7</b>	<b>6</b>	<b>4</b>	<b>1</b>	—	—	—	—	
561	Administrative & support services	(E)	(D)	(D)	59	43	7	5	3	1	—	—	—	—	
5617	Services to buildings & dwellings	161	438	3 925	31	26	1	2	1	1	—	—	—	—	
56173	Landscaping services	128	315	3 189	22	18	1	1	1	1	—	—	—	—	
561730	Landscaping services	128	315	3 189	22	18	1	1	1	1	—	—	—	—	
<b>61</b>	<b>Educational services</b>	<b>216</b>	<b>640</b>	<b>2 429</b>	<b>17</b>	<b>9</b>	<b>2</b>	<b>4</b>	—	<b>2</b>	—	—	—	—	
611	Educational services	216	640	2 429	17	9	2	4	—	2	—	—	—	—	
6116	Other schools & instruction	(C)	(D)	(D)	8	4	2	—	—	2	—	—	—	—	
<b>62</b>	<b>Health care and social assistance</b>	<b>2 539</b>	<b>17 220</b>	<b>74 292</b>	<b>107</b>	<b>35</b>	<b>30</b>	<b>23</b>	<b>13</b>	—	<b>5</b>	—	<b>1</b>	—	
621	Ambulatory health care services	964	7 622	33 391	74	22	24	17	9	—	2	—	—	—	
6211	Offices of physicians	405	4 409	19 842	34	6	12	11	5	—	—	—	—	—	
62111	Offices of physicians	405	4 409	19 842	34	6	12	11	5	—	—	—	—	—	
621111	Offices of physicians (exc mental health)	405	4 409	19 842	34	6	12	11	5	—	—	—	—	—	
6212	Offices of dentists	138	1 030	4 583	14	4	5	4	1	—	—	—	—	—	
62121	Offices of dentists	138	1 030	4 583	14	4	5	4	1	—	—	—	—	—	
621210	Offices of dentists	138	1 030	4 583	14	4	5	4	1	—	—	—	—	—	
6213	Offices of other health practitioners	188	716	3 088	19	11	5	2	—	—	1	—	—	—	
62134	Offices of PT, OT, speech therapy & audiology	145	514	2 108	9	6	1	1	—	—	1	—	—	—	
621340	Offices of PT, OT, speech therapy & audiology	145	514	2 108	9	6	1	1	—	—	1	—	—	—	
6215	Medical & diagnostic laboratories	(C)	(D)	(D)	3	1	1	—	—	—	1	—	—	—	
62151	Medical & diagnostic laboratories	(C)	(D)	(D)	3	1	1	—	—	—	1	—	—	—	
622	Hospitals	(G)	(D)	(D)	2	—	—	—	—	—	1	—	1	—	
6221	General medical & surgical hospitals	(G)	(D)	(D)	2	—	—	—	—	—	1	—	1	—	
62211	General medical & surgical hospitals	(G)	(D)	(D)	2	—	—	—	—	—	1	—	1	—	
623	Nursing & residential care facilities	300	1 369	6 138	7	1	1	3	—	—	2	—	—	—	
6231	Nursing care facilities	261	1 187	5 402	3	—	1	—	—	—	2	—	—	—	
62311	Nursing care facilities	261	1 187	5 402	3	—	1	—	—	—	2	—	—	—	
623110	Nursing care facilities	261	1 187	5 402	3	—	1	—	—	—	2	—	—	—	
624	Social assistance	(C)	(D)	(D)	24	12	5	3	4	—	—	—	—	—	
<b>71</b>	<b>Arts, entertainment &amp; recreation</b>	<b>434</b>	<b>1 753</b>	<b>9 492</b>	<b>40</b>	<b>27</b>	<b>7</b>	<b>1</b>	<b>2</b>	<b>2</b>	<b>1</b>	—	—	—	
713	Amusement, gambling & recreation industries	415	1 673	8 918	25	12	7	1	2	2	1	—	—	—	
7139	Other amusement & recreation industries	(E)	(D)	(D)	23	11	7	1	1	2	1	—	—	—	
71391	Golf courses & country clubs	118	478	3 897	3	—	—	1	1	1	—	—	—	—	
713910	Golf courses & country clubs	118	478	3 897	3	—	—	1	1	1	—	—	—	—	
71392	Skating facilities	(C)	(D)	(D)	1	—	—	—	—	—	1	—	—	—	

See footnotes at end of table.

**Table 6. Counties—Employees, Payroll, and Establishments by Industry: 2002—Con.**

[Excludes most government employees, railroad employees, and self-employed persons. Size class 1 to 4 includes establishments with payroll, but no employees, during mid-March pay period. (D) denotes figures withheld to avoid disclosing data for individual companies; the data are included in broader industry totals. Detailed industries with 100 or more employees are shown if industry was not a (D). For explanation of terms, abbreviations, and data reliability/comparability, see introductory text]

NAICS code	Industry	Number of employees for week including March 12	Payroll (\$1,000)		Total number of establishments	Number of establishments by employment-size class								
			First quarter	Annual		1 to 4	5 to 9	10 to 19	20 to 49	50 to 99	100 to 249	250 to 499	500 to 999	1,000 or more
<b>WATAUGA—Con.</b>														
<b>72</b>	<b>Accommodation &amp; food services</b>	<b>2 809</b>	<b>6 849</b>	<b>30 489</b>	<b>162</b>	<b>52</b>	<b>25</b>	<b>31</b>	<b>43</b>	<b>10</b>	<b>1</b>	—	—	—
721	Accommodation	471	1 529	7 660	49	27	10	4	6	1	1	—	—	—
7211	Traveler accommodation	461	1 508	7 394	42	20	10	4	6	1	1	—	—	—
72111	Hotels (exc casino hotels) & motels	392	1 331	6 312	34	16	9	3	4	1	1	—	—	—
721110	Hotels (exc casino hotels) & motels	392	1 331	6 312	34	16	9	3	4	1	1	—	—	—
722	Food services & drinking places	2 338	5 320	22 829	113	25	15	27	37	9	—	—	—	—
7221	Full-service restaurants	1 506	3 244	14 552	75	17	10	19	24	5	—	—	—	—
72211	Full-service restaurants	1 506	3 244	14 552	75	17	10	19	24	5	—	—	—	—
722110	Full-service restaurants	1 506	3 244	14 552	75	17	10	19	24	5	—	—	—	—
7222	Limited-service eating places	(F)	(D)	(D)	36	7	4	8	13	4	—	—	—	—
72221	Limited-service eating places	(F)	(D)	(D)	36	7	4	8	13	4	—	—	—	—
722211	Limited-service restaurants	686	1 652	6 420	27	4	3	5	12	3	—	—	—	—
<b>81</b>	<b>Other services (except public administration)</b>	<b>1 244</b>	<b>6 238</b>	<b>28 526</b>	<b>134</b>	<b>78</b>	<b>28</b>	<b>17</b>	<b>8</b>	<b>2</b>	—	<b>1</b>	—	—
811	Repair & maintenance	173	776	3 276	35	25	7	2	—	1	—	—	—	—
8111	Automotive repair & maintenance	147	687	2 880	26	19	4	2	—	1	—	—	—	—
81111	Automotive mechanical & electrical R&M	104	451	1 929	17	13	3	—	—	1	—	—	—	—
812	Personal & laundry services	182	644	2 931	26	12	8	4	2	—	—	—	—	—
813	Religious, grantmaking, civic, prof & like organizations	889	4 818	22 319	73	41	13	11	6	1	—	1	—	—
8131	Religious organizations	738	4 123	19 096	43	21	8	7	5	1	—	1	—	—
81311	Religious organizations	738	4 123	19 096	43	21	8	7	5	1	—	1	—	—
813110	Religious organizations	738	4 123	19 096	43	21	8	7	5	1	—	1	—	—
<b>95</b>	<b>Auxiliaries (exc corporate, subsidiary &amp; regional mgt)</b>	<b>(A)</b>	<b>(D)</b>	<b>(D)</b>	<b>2</b>	<b>1</b>	<b>1</b>	—	—	—	—	—	—	—
<b>99</b>	<b>Unclassified establishments</b>	<b>15</b>	<b>68</b>	<b>187</b>	<b>7</b>	<b>5</b>	<b>2</b>	—	—	—	—	—	—	—
<b>WAYNE</b>														
	<b>Total</b>	<b>37 854</b>	<b>221 608</b>	<b>928 747</b>	<b>2 338</b>	<b>1 130</b>	<b>552</b>	<b>294</b>	<b>245</b>	<b>60</b>	<b>40</b>	<b>12</b>	<b>2</b>	<b>3</b>
<b>11</b>	<b>Forestry, fishing, hunting, and agriculture support</b>	<b>168</b>	<b>717</b>	<b>2 703</b>	<b>21</b>	<b>8</b>	<b>9</b>	<b>3</b>	—	<b>1</b>	—	—	—	—
<b>21</b>	<b>Mining</b>	<b>74</b>	<b>390</b>	<b>1 629</b>	<b>4</b>	<b>2</b>	—	<b>1</b>	—	<b>1</b>	—	—	—	—
<b>22</b>	<b>Utilities</b>	<b>(E)</b>	<b>(D)</b>	<b>(D)</b>	<b>7</b>	<b>2</b>	<b>1</b>	—	<b>1</b>	<b>2</b>	<b>1</b>	—	—	—
221	Utilities	(E)	(D)	(D)	7	2	1	—	1	2	1	—	—	—
2211	Elec pwr generation, transmsn & distribution	(C)	(D)	(D)	2	—	—	—	—	1	1	—	—	—
22112	Electric pwr transmsn, control & distribution	(C)	(D)	(D)	2	—	—	—	—	1	1	—	—	—
<b>23</b>	<b>Construction</b>	<b>2 099</b>	<b>14 957</b>	<b>60 866</b>	<b>249</b>	<b>144</b>	<b>56</b>	<b>28</b>	<b>16</b>	<b>2</b>	<b>2</b>	<b>1</b>	—	—
233	Building, developing & general contracting	943	7 622	31 068	75	47	16	6	3	—	2	1	—	—
2332	Residential building construction	(E)	(D)	(D)	61	40	14	5	2	—	—	—	—	—
23321	Single-family housing construction	251	1 253	5 304	55	37	12	4	2	—	—	—	—	—
233210	Single-family housing construction	251	1 253	5 304	55	37	12	4	2	—	—	—	—	—
2333	Nonresidential building construction	662	6 223	25 033	13	6	2	1	1	—	2	1	—	—
23332	Commercial & institutional bldg construction	662	6 223	25 033	13	6	2	1	1	—	2	1	—	—
233320	Commercial & institutional bldg construction	662	6 223	25 033	13	6	2	1	1	—	2	1	—	—
234	Heavy construction	111	1 011	2 621	11	3	5	—	3	—	—	—	—	—
235	Special trade contractors	1 045	6 324	27 177	163	94	35	22	10	2	—	—	—	—
2351	Plumbing, heating & AC contractor	267	1 788	7 118	31	13	8	8	1	1	—	—	—	—
23511	Plumbing, heating & AC contractor	267	1 788	7 118	31	13	8	8	1	1	—	—	—	—
235110	Plumbing, heating & AC contractor	267	1 788	7 118	31	13	8	8	1	1	—	—	—	—
2353	Electrical contractors	196	1 108	4 909	29	15	5	7	2	—	—	—	—	—
23531	Electrical contractors	196	1 108	4 909	29	15	5	7	2	—	—	—	—	—
235310	Electrical contractors	196	1 108	4 909	29	15	5	7	2	—	—	—	—	—
2354	Masonry, drywall, insulation, tile contractors	138	675	2 909	25	17	4	2	2	—	—	—	—	—
2359	Other special trade contractors	227	1 732	7 945	28	16	6	2	3	1	—	—	—	—
<b>31-33</b>	<b>Manufacturing</b>	<b>8 635</b>	<b>65 246</b>	<b>272 191</b>	<b>84</b>	<b>24</b>	<b>15</b>	<b>10</b>	<b>10</b>	<b>5</b>	<b>11</b>	<b>6</b>	<b>2</b>	<b>1</b>
311	Food mfg	4 652	29 779	129 433	12	1	1	1	2	—	3	2	1	1
3111	Animal food mfg	(C)	(D)	(D)	1	—	—	—	—	—	1	—	—	—
31111	Animal food mfg	(C)	(D)	(D)	1	—	—	—	—	—	1	—	—	—
3114	Fruit & veg preserving & specialty food mfg	(F)	(D)	(D)	3	—	1	—	—	—	1	1	—	—
31142	Fruit & veg canning, pickling & drying	(F)	(D)	(D)	3	—	1	—	—	—	1	1	—	—
3116	Animal slaughtering & processing	(H)	(D)	(D)	5	—	—	1	2	—	—	—	1	1
31161	Animal slaughtering & processing	(H)	(D)	(D)	5	—	—	1	2	—	—	—	1	1
3118	Bakeries & tortilla mfg	(E)	(D)	(D)	2	1	—	—	—	—	—	1	—	—
31181	Bread & bakery product mfg	(E)	(D)	(D)	2	1	—	—	—	—	—	1	—	—
3119	Other food mfg	(C)	(D)	(D)	1	—	—	—	—	—	1	—	—	—
31199	All other food mfg	(C)	(D)	(D)	1	—	—	—	—	—	1	—	—	—
314	Textile product mills	(E)	(D)	(D)	2	1	—	—	—	—	—	1	—	—
3141	Textile furnishings mills	(E)	(D)	(D)	2	1	—	—	—	—	—	1	—	—
31412	Curtain & linen mills	(E)	(D)	(D)	2	1	—	—	—	—	—	1	—	—
315	Apparel manufacturing	(C)	(D)	(D)	1	—	—	—	—	—	1	—	—	—
3151	Apparel knitting mills	(C)	(D)	(D)	1	—	—	—	—	—	1	—	—	—
31511	Hosiery & sock mills	(C)	(D)	(D)	1	—	—	—	—	—	1	—	—	—

See footnotes at end of table.

**Table 6. Counties—Employees, Payroll, and Establishments by Industry: 2002—Con.**

[Excludes most government employees, railroad employees, and self-employed persons. Size class 1 to 4 includes establishments with payroll, but no employees, during mid-March pay period. (D) denotes figures withheld to avoid disclosing data for individual companies; the data are included in broader industry totals. Detailed industries with 100 or more employees are shown if industry was not a (D). For explanation of terms, abbreviations, and data reliability/comparability, see introductory text]

NAICS code	Industry	Number of employees for week including March 12	Payroll (\$1,000)		Total number of establishments	Number of establishments by employment-size class								
			First quarter	Annual		1 to 4	5 to 9	10 to 19	20 to 49	50 to 99	100 to 249	250 to 499	500 to 999	1,000 or more
<b>WAYNE—Con.</b>														
<b>31-33 Manufacturing—Con.</b>														
321	Wood product mfg .....	(F)	(D)	(D)	8	3	1	1	1	1	-	1	-	-
3212	Veneer, plywood & engineered wood product mfg .....	(E)	(D)	(D)	1	-	-	-	-	-	-	1	-	-
32121	Veneer, plywood & engineered wood product mfg .....	(E)	(D)	(D)	1	-	-	-	-	-	-	1	-	-
324	Petroleum & coal products mfg .....	(C)	(D)	(D)	3	1	-	-	-	-	2	-	-	-
3241	Petroleum & coal products mfg .....	(C)	(D)	(D)	3	1	-	-	-	-	2	-	-	-
32412	Asphalt paving, roofing & saturated mat mfg ..	(C)	(D)	(D)	3	1	-	-	-	-	2	-	-	-
326	Plastics & rubber products mfg .....	(F)	(D)	(D)	4	1	-	-	1	-	1	-	1	-
3261	Plastics product mfg .....	(C)	(D)	(D)	3	1	-	-	1	-	1	-	-	-
32611	Unsupported plastics film, sheet, & bag mfg ..	(C)	(D)	(D)	2	1	-	-	-	-	1	-	-	-
3262	Rubber product mfg .....	(F)	(D)	(D)	1	-	-	-	-	-	-	-	1	-
32629	Other rubber product mfg .....	(F)	(D)	(D)	1	-	-	-	-	-	-	-	1	-
332	Fabricated metal product mfg .....	150	1 020	4 225	11	4	1	3	3	-	-	-	-	-
333	Machinery mfg .....	(C)	(D)	(D)	4	1	-	1	-	1	1	-	-	-
3332	Industrial machinery mfg .....	(C)	(D)	(D)	2	-	-	-	-	1	1	-	-	-
33329	Other industrial machinery mfg .....	(C)	(D)	(D)	2	-	-	-	-	1	1	-	-	-
335	Electrical equip, appliance & component mfg .....	773	8 776	32 450	4	-	-	-	-	-	3	1	-	-
3351	Electric lighting equipment mfg .....	(C)	(D)	(D)	1	-	-	-	-	-	1	-	-	-
33511	Electric lamp bulb & part mfg .....	(C)	(D)	(D)	1	-	-	-	-	-	1	-	-	-
3353	Electrical equipment mfg .....	(F)	(D)	(D)	3	-	-	-	-	-	2	1	-	-
33531	Electrical equipment mfg .....	(F)	(D)	(D)	3	-	-	-	-	-	2	1	-	-
336	Transportation equipment mfg .....	(E)	(D)	(D)	2	-	1	-	-	-	-	1	-	-
3363	Motor vehicle parts mfg .....	(E)	(D)	(D)	1	-	-	-	-	-	-	1	-	-
33639	Other motor vehicle parts mfg .....	(E)	(D)	(D)	1	-	-	-	-	-	-	1	-	-
<b>42</b>	<b>Wholesale trade .....</b>	<b>2 639</b>	<b>18 055</b>	<b>81 158</b>	<b>140</b>	<b>50</b>	<b>29</b>	<b>32</b>	<b>16</b>	<b>9</b>	<b>2</b>	<b>2</b>	-	-
421	Wholesale trade, durable goods .....	1 378	10 047	47 151	93	39	19	19	10	4	1	1	-	-
4211	Motor vehicle, motor vehicle pt & supply whsle .	125	606	2 612	14	8	1	4	1	-	-	-	-	-
4212	Furniture & home furnishing whsle .....	(C)	(D)	(D)	2	-	-	-	-	2	-	-	-	-
42122	Home furnishing whsle .....	(C)	(D)	(D)	2	-	-	-	-	2	-	-	-	-
4213	Lumber & other construction materials whsle ...	(E)	(D)	(D)	3	2	-	-	-	-	-	1	-	-
42133	Roofing, siding & insulation material whsle ...	(E)	(D)	(D)	1	-	-	-	-	-	-	1	-	-
4218	Machinery, equipment & supplies whsle .....	415	2 476	11 495	29	7	8	10	3	-	1	-	-	-
42182	Farm & garden machinery & equipment whsle .....	110	588	3 097	10	1	3	4	2	-	-	-	-	-
421820	Farm & garden machinery & equipment whsle .....	110	588	3 097	10	1	3	4	2	-	-	-	-	-
42184	Industrial supplies whsle .....	191	986	4 771	7	4	-	2	-	1	-	-	-	-
421840	Industrial supplies whsle .....	191	986	4 771	7	4	-	2	-	1	-	-	-	-
4219	Miscellaneous durable goods whsle .....	212	1 500	6 952	17	10	1	2	2	2	-	-	-	-
42193	Recyclable material whsle .....	(C)	(D)	(D)	6	3	-	1	1	1	-	-	-	-
422	Wholesale trade, nondurable goods .....	1 261	8 008	34 007	47	11	10	13	6	5	1	1	-	-
4224	Grocery & related product whsle .....	531	3 269	14 588	12	1	1	3	4	2	1	-	-	-
42242	Packaged frozen food whsle .....	(E)	(D)	(D)	2	-	-	1	-	-	1	-	-	-
42249	Other grocery & related products whsle .....	243	1 821	7 745	8	1	-	2	3	2	-	-	-	-
422490	Other grocery & related products whsle .....	243	1 821	7 745	8	1	-	2	3	2	-	-	-	-
4227	Petroleum & petroleum products whsle .....	163	933	3 929	7	-	1	4	1	1	-	-	-	-
42272	Petroleum prod whsle (exc bulk sta, terminals) .....	(C)	(D)	(D)	5	-	1	3	-	1	-	-	-	-
4228	Beer, wine, distilled alcoholic beverage whsle ..	(C)	(D)	(D)	2	-	-	-	-	2	-	-	-	-
42281	Beer & ale whsle .....	(C)	(D)	(D)	2	-	-	-	-	2	-	-	-	-
4229	Miscellaneous nondurable goods whsle .....	393	2 583	10 318	15	4	5	4	1	-	-	1	-	-
42294	Tobacco & tobacco product whsle .....	(E)	(D)	(D)	1	-	-	-	-	-	-	1	-	-
<b>44-45</b>	<b>Retail trade .....</b>	<b>5 835</b>	<b>24 446</b>	<b>100 027</b>	<b>525</b>	<b>241</b>	<b>162</b>	<b>54</b>	<b>50</b>	<b>11</b>	<b>6</b>	<b>1</b>	-	-
441	Motor vehicle & parts dealers .....	950	5 452	22 771	84	39	15	14	13	3	-	-	-	-
4411	Automobile dealers .....	553	3 845	15 708	44	25	6	2	8	3	-	-	-	-
44111	New car dealers .....	367	3 162	12 776	12	3	-	-	7	2	-	-	-	-
441110	New car dealers .....	367	3 162	12 776	12	3	-	-	7	2	-	-	-	-
44112	Used car dealers .....	186	683	2 932	32	22	6	2	1	1	-	-	-	-
441120	Used car dealers .....	186	683	2 932	32	22	6	2	1	1	-	-	-	-
4413	Automotive parts, accessories & tire stores .....	312	1 309	5 548	35	14	8	9	4	-	-	-	-	-
44131	Automotive parts, accessories & tire stores ...	209	807	3 318	22	8	6	5	3	-	-	-	-	-
441310	Automotive parts, accessories & tire stores ...	209	807	3 318	22	8	6	5	3	-	-	-	-	-
44132	Tire dealers .....	103	502	2 230	13	6	2	4	1	-	-	-	-	-
441320	Tire dealers .....	103	502	2 230	13	6	2	4	1	-	-	-	-	-
442	Furniture & home furnishing stores .....	274	1 411	5 157	30	13	8	4	5	-	-	-	-	-
4421	Furniture stores .....	163	1 040	3 547	17	6	6	2	3	-	-	-	-	-
44211	Furniture stores .....	163	1 040	3 547	17	6	6	2	3	-	-	-	-	-
442110	Furniture stores .....	163	1 040	3 547	17	6	6	2	3	-	-	-	-	-
4422	Home furnishings stores .....	111	371	1 610	13	7	2	2	2	-	-	-	-	-
444	Bldg material & garden equip & supp dealers .....	435	2 244	9 960	39	20	11	4	3	-	1	-	-	-
4441	Building material & supplies dealers .....	382	1 943	8 818	29	14	9	2	3	-	1	-	-	-
44411	Home centers .....	(C)	(D)	(D)	3	1	-	-	1	-	1	-	-	-
44419	Other building material dealers .....	158	1 005	4 766	18	7	7	2	2	-	-	-	-	-
444190	Other building material dealers .....	158	1 005	4 766	18	7	7	2	2	-	-	-	-	-

See footnotes at end of table.

**Table 6. Counties—Employees, Payroll, and Establishments by Industry: 2002—Con.**

[Excludes most government employees, railroad employees, and self-employed persons. Size class 1 to 4 includes establishments with payroll, but no employees, during mid-March pay period. (D) denotes figures withheld to avoid disclosing data for individual companies; the data are included in broader industry totals. Detailed industries with 100 or more employees are shown if industry was not a (D). For explanation of terms, abbreviations, and data reliability/comparability, see introductory text]

NAICS code	Industry	Number of employees for week including March 12	Payroll (\$1,000)		Total number of establishments	Number of establishments by employment-size class									
			First quarter	Annual		1 to 4	5 to 9	10 to 19	20 to 49	50 to 99	100 to 249	250 to 499	500 to 999	1,000 or more	
<b>WAYNE—Con.</b>															
<b>44-45 Retail trade—Con.</b>															
445	Food & beverage stores .....	1 043	3 676	14 825	69	39	10	4	9	7	—	—	—	—	
4451	Grocery stores .....	868	2 890	11 535	46	26	5	1	8	6	—	—	—	—	
44511	Grocery (except convenience) stores .....	819	2 761	11 009	28	11	3	—	8	6	—	—	—	—	
445110	Grocery (except convenience) stores .....	819	2 761	11 009	28	11	3	—	8	6	—	—	—	—	
4452	Specialty food stores .....	(C)	(D)	(D)	15	9	2	3	—	1	—	—	—	—	
446	Health & personal care stores .....	351	1 610	7 109	36	15	8	7	6	—	—	—	—	—	
4461	Health & personal care stores .....	351	1 610	7 109	36	15	8	7	6	—	—	—	—	—	
44611	Pharmacies & drug stores .....	277	1 359	6 116	22	5	5	7	5	—	—	—	—	—	
446110	Pharmacies & drug stores .....	277	1 359	6 116	22	5	5	7	5	—	—	—	—	—	
447	Gasoline stations .....	367	1 360	5 490	58	17	35	4	2	—	—	—	—	—	
4471	Gasoline stations .....	367	1 360	5 490	58	17	35	4	2	—	—	—	—	—	
44711	Gasoline stations with convenience stores .....	331	1 140	4 706	51	11	35	4	1	—	—	—	—	—	
447110	Gasoline stations with convenience stores .....	331	1 140	4 706	51	11	35	4	1	—	—	—	—	—	
448	Clothing & clothing accessories stores .....	501	1 573	5 787	64	28	26	6	3	—	1	—	—	—	
4481	Clothing stores .....	320	966	3 544	38	22	9	4	2	—	1	—	—	—	
44814	Family clothing stores .....	173	559	1 951	6	1	1	2	1	—	1	—	—	—	
448140	Family clothing stores .....	173	559	1 951	6	1	1	2	1	—	1	—	—	—	
4482	Shoe stores .....	106	271	977	11	1	7	2	1	—	—	—	—	—	
44821	Shoe stores .....	106	271	977	11	1	7	2	1	—	—	—	—	—	
448210	Shoe stores .....	106	271	977	11	1	7	2	1	—	—	—	—	—	
451	Sporting goods, hobby, book & music stores .....	148	489	2 026	26	14	8	2	2	—	—	—	—	—	
452	General merchandise stores .....	1 303	4 748	19 290	29	3	15	1	4	1	4	1	—	—	
4521	Department stores .....	915	3 489	13 999	6	1	—	—	—	1	3	1	—	—	
45211	Department stores .....	915	3 489	13 999	6	1	—	—	—	1	3	1	—	—	
452110	Department stores .....	915	3 489	13 999	6	1	—	—	—	1	3	1	—	—	
4529	Other general merchandise stores .....	388	1 259	5 291	23	2	15	1	4	—	1	—	—	—	
45291	Warehouse clubs & superstores .....	(C)	(D)	(D)	1	—	—	—	—	—	1	—	—	—	
45299	All other general merchandise stores .....	(C)	(D)	(D)	22	2	15	1	4	—	—	—	—	—	
453	Miscellaneous store retailers .....	262	912	3 752	54	34	15	4	1	—	—	—	—	—	
454	Nonstore retailers .....	125	618	2 490	17	8	4	3	2	—	—	—	—	—	
4543	Direct selling establishments .....	120	589	2 363	12	3	4	3	2	—	—	—	—	—	
<b>48-49 Transportation &amp; warehousing</b>															
484	Truck transportation .....	261	1 816	8 406	32	20	4	3	5	—	—	—	—	—	
4842	Specialized freight trucking .....	240	1 557	6 883	21	11	2	3	5	—	—	—	—	—	
48421	Used household & office goods moving .....	122	675	2 889	8	2	—	3	3	—	—	—	—	—	
484210	Used household & office goods moving .....	122	675	2 889	8	2	—	3	3	—	—	—	—	—	
<b>51 Information</b>															
511	Publishing industries .....	188	1 182	4 467	5	—	1	1	2	—	1	—	—	—	
5111	Newspaper, periodical, book, database publishers .....	188	1 182	4 467	5	—	1	1	2	—	1	—	—	—	
51111	Newspaper publishers .....	(C)	(D)	(D)	4	—	—	1	2	—	1	—	—	—	
513	Broadcasting & telecommunications .....	154	1 398	4 691	13	3	6	2	2	—	—	—	—	—	
<b>52 Finance &amp; insurance</b>															
522	Credit intermediation & related activities .....	652	4 256	17 612	71	31	22	10	6	2	—	—	—	—	
5221	Depository credit intermediation .....	460	2 998	12 212	39	12	13	8	4	2	—	—	—	—	
52211	Commercial banking .....	352	2 333	9 353	30	9	10	7	2	2	—	—	—	—	
522110	Commercial banking .....	352	2 333	9 353	30	9	10	7	2	2	—	—	—	—	
5222	Nondepository credit intermediation .....	131	1 011	4 421	24	12	9	2	1	—	—	—	—	—	
52229	Other nondepository credit intermediation .....	(C)	(D)	(D)	23	11	9	2	1	—	—	—	—	—	
524	Insurance carriers & related activities .....	441	3 678	14 781	56	39	11	4	—	—	2	—	—	—	
5241	Insurance carriers .....	274	2 593	10 301	6	2	1	1	—	—	2	—	—	—	
52412	Other direct insurance carriers .....	(C)	(D)	(D)	5	2	1	1	—	—	1	—	—	—	
52413	Reinsurance carriers .....	(C)	(D)	(D)	1	—	—	—	—	—	1	—	—	—	
5242	Agencies & other insurance related activities .....	167	1 085	4 480	50	37	10	3	—	—	—	—	—	—	
52421	Insurance agencies & brokerages .....	(C)	(D)	(D)	49	37	10	2	—	—	—	—	—	—	
<b>53 Real estate &amp; rental &amp; leasing</b>															
531	Real estate .....	198	1 148	4 787	63	52	9	—	2	—	—	—	—	—	
532	Rental & leasing services .....	172	924	3 672	32	18	11	2	1	—	—	—	—	—	
<b>54 Professional, scientific &amp; technical services</b>															
541	Professional, scientific & technical services .....	741	5 276	19 638	129	78	27	18	6	—	—	—	—	—	
5411	Legal services .....	173	1 051	5 269	41	30	5	5	1	—	—	—	—	—	
54111	Offices of lawyers .....	173	1 051	5 269	41	30	5	5	1	—	—	—	—	—	
541110	Offices of lawyers .....	173	1 051	5 269	41	30	5	5	1	—	—	—	—	—	
5412	Accounting, tax prep, bookkeep, payroll services .....	258	1 119	4 260	35	19	8	5	3	—	—	—	—	—	
54121	Accounting, tax prep, bookkeep, payroll services .....	258	1 119	4 260	35	19	8	5	3	—	—	—	—	—	
541211	Offices of certified public accountants .....	107	789	3 392	16	7	5	3	1	—	—	—	—	—	
541213	Tax preparation services .....	124	247	580	9	4	1	2	2	—	—	—	—	—	
5413	Architectural, engineering & related services .....	130	2 061	5 487	13	3	5	4	1	—	—	—	—	—	
5419	Oth professional, scientific, technical services .....	101	393	1 687	20	10	7	3	—	—	—	—	—	—	

See footnotes at end of table.

**Table 6. Counties—Employees, Payroll, and Establishments by Industry: 2002—Con.**

[Excludes most government employees, railroad employees, and self-employed persons. Size class 1 to 4 includes establishments with payroll, but no employees, during mid-March pay period. (D) denotes figures withheld to avoid disclosing data for individual companies; the data are included in broader industry totals. Detailed industries with 100 or more employees are shown if industry was not a (D). For explanation of terms, abbreviations, and data reliability/comparability, see introductory text]

NAICS code	Industry	Number of employees for week including March 12	Payroll (\$1,000)		Total number of establishments	Number of establishments by employment-size class								
			First quarter	Annual		1 to 4	5 to 9	10 to 19	20 to 49	50 to 99	100 to 249	250 to 499	500 to 999	1,000 or more
<b>WAYNE—Con.</b>														
<b>55</b>	<b>Management of companies &amp; enterprises . . . . .</b>	<b>242</b>	<b>1 678</b>	<b>7 666</b>	<b>10</b>	<b>4</b>	<b>—</b>	<b>2</b>	<b>3</b>	<b>1</b>	<b>—</b>	<b>—</b>	<b>—</b>	<b>—</b>
551	Management of companies & enterprises . . . . .	242	1 678	7 666	10	4	—	2	3	1	—	—	—	—
5511	Management of companies & enterprises . . . . .	242	1 678	7 666	10	4	—	2	3	1	—	—	—	—
55111	Management of companies & enterprises . . . . .	242	1 678	7 666	10	4	—	2	3	1	—	—	—	—
551114	Corp, subsidiary & regional managing offices . . . . .	242	1 678	7 666	10	4	—	2	3	1	—	—	—	—
<b>56</b>	<b>Admin, support, waste mgt, remediation services . . . . .</b>	<b>1 029</b>	<b>4 240</b>	<b>17 948</b>	<b>77</b>	<b>44</b>	<b>14</b>	<b>7</b>	<b>9</b>	<b>1</b>	<b>2</b>	<b>—</b>	<b>—</b>	<b>—</b>
561	Administrative & support services . . . . .	964	3 836	16 239	70	39	13	7	8	1	2	—	—	—
5613	Employment services . . . . .	362	1 471	7 245	7	—	1	2	3	—	1	—	—	—
56132	Temporary help services . . . . .	(E)	(D)	(D)	6	—	1	1	3	—	1	—	—	—
5617	Services to buildings & dwellings . . . . .	341	969	4 217	39	23	7	4	4	1	—	—	—	—
56172	Janitorial services . . . . .	244	604	2 472	14	6	2	2	3	1	—	—	—	—
561720	Janitorial services . . . . .	244	604	2 472	14	6	2	2	3	1	—	—	—	—
5619	Other support services . . . . .	(C)	(D)	(D)	4	3	—	—	—	—	1	—	—	—
56199	All other support services . . . . .	(C)	(D)	(D)	4	3	—	—	—	—	1	—	—	—
<b>61</b>	<b>Educational services . . . . .</b>	<b>960</b>	<b>2 717</b>	<b>13 628</b>	<b>24</b>	<b>9</b>	<b>4</b>	<b>4</b>	<b>3</b>	<b>2</b>	<b>1</b>	<b>1</b>	<b>—</b>	<b>—</b>
611	Educational services . . . . .	960	2 717	13 628	24	9	4	4	3	2	1	1	—	—
6111	Elementary & secondary schools . . . . .	246	934	3 645	9	2	—	3	2	2	—	—	—	—
61111	Elementary & secondary schools . . . . .	246	934	3 645	9	2	—	3	2	2	—	—	—	—
611110	Elementary & secondary schools . . . . .	246	934	3 645	9	2	—	3	2	2	—	—	—	—
6113	Colleges, universities & professional schools . . . . .	(F)	(D)	(D)	2	—	1	—	—	—	—	1	—	—
61131	Colleges, universities & professional schools . . . . .	(F)	(D)	(D)	2	—	1	—	—	—	—	1	—	—
6117	Educational support services . . . . .	(C)	(D)	(D)	2	1	—	—	—	—	1	—	—	—
61171	Educational support services . . . . .	(C)	(D)	(D)	2	1	—	—	—	—	1	—	—	—
<b>62</b>	<b>Health care and social assistance . . . . .</b>	<b>7 367</b>	<b>49 113</b>	<b>209 748</b>	<b>257</b>	<b>83</b>	<b>58</b>	<b>56</b>	<b>40</b>	<b>8</b>	<b>9</b>	<b>1</b>	<b>—</b>	<b>2</b>
621	Ambulatory health care services . . . . .	1 980	13 822	67 163	146	53	37	29	20	4	3	—	—	—
6211	Offices of physicians . . . . .	692	7 574	40 530	60	20	14	15	10	1	—	—	—	—
62111	Offices of physicians . . . . .	692	7 574	40 530	60	20	14	15	10	1	—	—	—	—
621111	Offices of physicians (exc mental health) . . . . .	665	7 400	39 793	54	15	14	14	10	1	—	—	—	—
6212	Offices of dentists . . . . .	246	1 977	9 037	27	5	13	6	3	—	—	—	—	—
62121	Offices of dentists . . . . .	246	1 977	9 037	27	5	13	6	3	—	—	—	—	—
621210	Offices of dentists . . . . .	246	1 977	9 037	27	5	13	6	3	—	—	—	—	—
6213	Offices of other health practitioners . . . . .	259	1 180	4 400	31	20	6	4	—	—	1	—	—	—
62134	Offices of PT, OT, speech therapy & audiology . . . . .	153	669	2 049	5	2	—	2	—	—	1	—	—	—
621340	Offices of PT, OT, speech therapy & audiology . . . . .	153	669	2 049	5	2	—	2	—	—	1	—	—	—
6214	Outpatient care centers . . . . .	(C)	(D)	(D)	10	1	3	3	3	—	—	—	—	—
62149	Other outpatient care centers . . . . .	(C)	(D)	(D)	9	—	3	3	3	—	—	—	—	—
6216	Home health care services . . . . .	539	1 586	6 954	10	1	1	1	3	2	2	—	—	—
62161	Home health care services . . . . .	539	1 586	6 954	10	1	1	1	3	2	2	—	—	—
621610	Home health care services . . . . .	539	1 586	6 954	10	1	1	1	3	2	2	—	—	—
622	Hospitals . . . . .	3 023	26 706	105 849	3	—	—	—	—	—	—	1	—	2
6221	General medical & surgical hospitals . . . . .	(G)	(D)	(D)	2	—	—	—	—	—	—	1	—	1
62211	General medical & surgical hospitals . . . . .	(G)	(D)	(D)	2	—	—	—	—	—	—	1	—	1
6222	Psychiatric & substance abuse hospitals . . . . .	(G)	(D)	(D)	1	—	—	—	—	—	—	—	—	1
62221	Psychiatric & substance abuse hospitals . . . . .	(G)	(D)	(D)	1	—	—	—	—	—	—	—	—	1
623	Nursing & residential care facilities . . . . .	1 573	5 960	26 398	47	11	8	9	10	4	5	—	—	—
6231	Nursing care facilities . . . . .	602	2 321	10 478	5	—	—	—	1	1	3	—	—	—
62311	Nursing care facilities . . . . .	602	2 321	10 478	5	—	—	—	1	1	3	—	—	—
623110	Nursing care facilities . . . . .	602	2 321	10 478	5	—	—	—	1	1	3	—	—	—
6232	Residential mental retardation, health facil . . . . .	708	2 813	12 211	27	7	7	5	4	2	2	—	—	—
62321	Residential mental retardation facilities . . . . .	560	2 377	10 403	15	1	5	3	3	1	2	—	—	—
623210	Residential mental retardation facilities . . . . .	560	2 377	10 403	15	1	5	3	3	1	2	—	—	—
62322	Residential mental health, subst abuse facil . . . . .	148	436	1 808	12	6	2	2	1	1	—	—	—	—
623220	Residential mental health, subst abuse facil . . . . .	148	436	1 808	12	6	2	2	1	1	—	—	—	—
6233	Community care facilities for the elderly . . . . .	(C)	(D)	(D)	12	4	—	2	5	1	—	—	—	—
62331	Community care facilities for the elderly . . . . .	(C)	(D)	(D)	12	4	—	2	5	1	—	—	—	—
624	Social assistance . . . . .	791	2 625	10 338	61	19	13	18	10	—	1	—	—	—
6241	Individual & family services . . . . .	288	1 289	4 723	17	6	4	2	4	—	1	—	—	—
62419	Other individual & family services . . . . .	273	1 207	4 497	13	3	4	1	4	—	1	—	—	—
624190	Other individual & family services . . . . .	273	1 207	4 497	13	3	4	1	4	—	1	—	—	—
6244	Child day care services . . . . .	433	1 101	4 592	40	13	9	14	4	—	—	—	—	—
62441	Child day care services . . . . .	433	1 101	4 592	40	13	9	14	4	—	—	—	—	—
624410	Child day care services . . . . .	433	1 101	4 592	40	13	9	14	4	—	—	—	—	—
<b>71</b>	<b>Arts, entertainment &amp; recreation . . . . .</b>	<b>293</b>	<b>832</b>	<b>3 623</b>	<b>30</b>	<b>15</b>	<b>5</b>	<b>5</b>	<b>4</b>	<b>1</b>	<b>—</b>	<b>—</b>	<b>—</b>	<b>—</b>
713	Amusement, gambling & recreation industries . . . . .	284	800	3 479	26	12	4	5	4	1	—	—	—	—
7139	Other amusement & recreation industries . . . . .	260	755	3 294	22	9	4	4	4	1	—	—	—	—
71391	Golf courses & country clubs . . . . .	157	508	2 362	6	1	1	1	2	1	—	—	—	—
713910	Golf courses & country clubs . . . . .	157	508	2 362	6	1	1	1	2	1	—	—	—	—

See footnotes at end of table.

**Table 6. Counties—Employees, Payroll, and Establishments by Industry: 2002—Con.**

[Excludes most government employees, railroad employees, and self-employed persons. Size class 1 to 4 includes establishments with payroll, but no employees, during mid-March pay period. (D) denotes figures withheld to avoid disclosing data for individual companies; the data are included in broader industry totals. Detailed industries with 100 or more employees are shown if industry was not a (D). For explanation of terms, abbreviations, and data reliability/comparability, see introductory text]

NAICS code	Industry	Number of employees for week including March 12	Payroll (\$1,000)		Total number of establishments	Number of establishments by employment-size class								
			First quarter	Annual		1 to 4	5 to 9	10 to 19	20 to 49	50 to 99	100 to 249	250 to 499	500 to 999	1,000 or more
<b>WAYNE—Con.</b>														
<b>72</b>	<b>Accommodation &amp; food services</b>	<b>3 313</b>	<b>6 470</b>	<b>27 575</b>	<b>172</b>	<b>56</b>	<b>24</b>	<b>24</b>	<b>55</b>	<b>12</b>	<b>1</b>			
721	Accommodation	190	528	2 247	19	8	2	4	5	—	—	—	—	—
7211	Traveler accommodation	(C)	(D)	(D)	18	7	2	4	5	—	—	—	—	—
72111	Hotels (exc casino hotels) & motels	(C)	(D)	(D)	18	7	2	4	5	—	—	—	—	—
722	Food services & drinking places	3 123	5 942	25 328	153	48	22	20	50	12	1	—	—	—
7221	Full-service restaurants	1 374	2 458	10 591	72	22	12	12	19	7	—	—	—	—
72211	Full-service restaurants	1 374	2 458	10 591	72	22	12	12	19	7	—	—	—	—
722110	Full-service restaurants	1 374	2 458	10 591	72	22	12	12	19	7	—	—	—	—
7222	Limited-service eating places	1 677	3 295	13 834	69	18	8	7	30	5	1	—	—	—
72221	Limited-service eating places	1 677	3 295	13 834	69	18	8	7	30	5	1	—	—	—
722211	Limited-service restaurants	1 581	3 063	12 783	61	14	7	5	30	4	1	—	—	—
<b>81</b>	<b>Other services (except public administration)</b>	<b>1 806</b>	<b>7 065</b>	<b>30 217</b>	<b>279</b>	<b>171</b>	<b>72</b>	<b>22</b>	<b>10</b>	<b>2</b>	<b>2</b>			
811	Repair & maintenance	446	2 395	10 376	99	66	25	4	4	—	—	—	—	—
8111	Automotive repair & maintenance	312	1 697	6 939	70	48	17	2	3	—	—	—	—	—
81111	Automotive mechanical & electrical R&M	205	1 242	5 059	54	42	9	1	2	—	—	—	—	—
811111	General automotive repair	131	713	2 923	39	32	5	1	1	—	—	—	—	—
812	Personal & laundry services	546	2 146	9 246	51	25	12	11	2	—	1	—	—	—
8123	Drycleaning & laundry services	357	1 586	6 639	13	3	2	6	1	—	1	—	—	—
81232	Drycleaning & laundry services (exc coin-op)	(C)	(D)	(D)	9	1	2	5	1	—	—	—	—	—
81233	Linens & uniform supply	(C)	(D)	(D)	1	—	—	—	—	—	1	—	—	—
813	Religious, grantmaking, civic, prof & like organizations	814	2 524	10 595	129	80	35	7	4	2	1	—	—	—
8131	Religious organizations	583	1 816	7 602	106	68	29	5	2	2	—	—	—	—
81311	Religious organizations	583	1 816	7 602	106	68	29	5	2	2	—	—	—	—
813110	Religious organizations	583	1 816	7 602	106	68	29	5	2	2	—	—	—	—
8134	Civic & social organizations	198	509	2 258	10	2	3	2	2	—	1	—	—	—
81341	Civic & social organizations	198	509	2 258	10	2	3	2	2	—	1	—	—	—
813410	Civic & social organizations	198	509	2 258	10	2	3	2	2	—	1	—	—	—
<b>95</b>	<b>Auxiliaries (exc corporate, subsidiary &amp; regional mgt)</b>	<b>(A)</b>	<b>(D)</b>	<b>(D)</b>	<b>4</b>	<b>2</b>	<b>2</b>							
<b>99</b>	<b>Unclassified establishments</b>	<b>8</b>	<b>17</b>	<b>161</b>	<b>12</b>	<b>12</b>								
<b>WILKES</b>														
	<b>Total</b>	<b>23 729</b>	<b>186 927</b>	<b>686 028</b>	<b>1 304</b>	<b>695</b>	<b>280</b>	<b>153</b>	<b>123</b>	<b>23</b>	<b>17</b>	<b>6</b>	<b>5</b>	<b>2</b>
<b>11</b>	<b>Forestry, fishing, hunting, and agriculture support</b>	<b>57</b>	<b>239</b>	<b>975</b>	<b>22</b>	<b>18</b>	<b>4</b>							
<b>21</b>	<b>Mining</b>	<b>(B)</b>	<b>(D)</b>	<b>(D)</b>	<b>1</b>				<b>1</b>					
<b>22</b>	<b>Utilities</b>	<b>60</b>	<b>509</b>	<b>1 766</b>	<b>7</b>	<b>2</b>	<b>4</b>		<b>1</b>					
<b>23</b>	<b>Construction</b>	<b>1 015</b>	<b>6 129</b>	<b>25 206</b>	<b>148</b>	<b>92</b>	<b>27</b>	<b>15</b>	<b>12</b>	<b>2</b>				
233	Building, developing & general contracting	211	1 204	4 739	43	28	10	3	2	—	—	—	—	—
2332	Residential building construction	(C)	(D)	(D)	32	22	9	—	1	—	—	—	—	—
23321	Single-family housing construction	121	543	2 219	30	20	9	—	1	—	—	—	—	—
233210	Single-family housing construction	121	543	2 219	30	20	9	—	1	—	—	—	—	—
235	Special trade contractors	707	4 209	17 677	94	57	16	11	8	2	—	—	—	—
2351	Plumbing, heating & AC contractor	217	1 350	5 195	19	8	4	4	2	1	—	—	—	—
23511	Plumbing, heating & AC contractor	217	1 350	5 195	19	8	4	4	2	1	—	—	—	—
235110	Plumbing, heating & AC contractor	217	1 350	5 195	19	8	4	4	2	1	—	—	—	—
2353	Electrical contractors	224	1 493	6 031	19	11	—	4	3	1	—	—	—	—
23531	Electrical contractors	224	1 493	6 031	19	11	—	4	3	1	—	—	—	—
235310	Electrical contractors	224	1 493	6 031	19	11	—	4	3	1	—	—	—	—
<b>31-33</b>	<b>Manufacturing</b>	<b>6 828</b>	<b>41 207</b>	<b>170 243</b>	<b>99</b>	<b>32</b>	<b>18</b>	<b>16</b>	<b>13</b>	<b>8</b>	<b>5</b>	<b>5</b>	<b>1</b>	<b>1</b>
311	Food mfg	(H)	(D)	(D)	10	3	1	—	1	2	—	2	—	1
3116	Animal slaughtering & processing	(H)	(D)	(D)	6	1	1	—	—	1	—	2	—	1
31161	Animal slaughtering & processing	(H)	(D)	(D)	6	1	1	—	—	1	—	2	—	1
315	Apparel manufacturing	773	4 766	20 202	12	2	3	1	2	1	3	—	—	—
3151	Apparel knitting mills	(E)	(D)	(D)	3	—	1	—	1	—	1	—	—	—
31511	Hosiery & sock mills	(E)	(D)	(D)	2	—	—	—	1	—	1	—	—	—
3159	Apparel accessories & other apparel mfg	456	3 447	15 123	6	1	1	1	—	1	2	—	—	—
31599	Apparel accessories & other apparel mfg	456	3 447	15 123	6	1	1	1	—	1	2	—	—	—
321	Wood product mfg	881	5 945	23 722	15	4	—	5	4	—	—	2	—	—
3211	Sawmills & wood preservation	(C)	(D)	(D)	7	2	—	3	2	—	—	—	—	—
32111	Sawmills & wood preservation	(C)	(D)	(D)	7	2	—	3	2	—	—	—	—	—
3212	Veneer, plywood & engineered wood product mfg	(E)	(D)	(D)	1	—	—	—	—	—	—	1	—	—
32121	Veneer, plywood & engineered wood product mfg	(E)	(D)	(D)	1	—	—	—	—	—	—	1	—	—
3219	Other wood product mfg	414	1 824	7 214	7	2	—	2	2	—	—	1	—	—
32191	Millwork	(E)	(D)	(D)	6	1	—	2	2	—	—	1	—	—
327	Nonmetallic mineral product mfg	778	4 025	17 671	12	2	4	3	—	1	1	1	—	—
3272	Glass & glass product mfg	(F)	(D)	(D)	4	1	—	1	—	—	1	1	—	—
32721	Glass & glass product mfg	(F)	(D)	(D)	4	1	—	1	—	—	1	1	—	—
3273	Cement & concrete product mfg	138	1 072	5 246	7	1	3	2	—	1	—	—	—	—
32739	Other concrete product mfg	(C)	(D)	(D)	3	—	2	—	—	1	—	—	—	—
332	Fabricated metal product mfg	114	698	2 790	12	4	4	2	2	—	—	—	—	—

See footnotes at end of table.

**Table 6. Counties—Employees, Payroll, and Establishments by Industry: 2002—Con.**

[Excludes most government employees, railroad employees, and self-employed persons. Size class 1 to 4 includes establishments with payroll, but no employees, during mid-March pay period. (D) denotes figures withheld to avoid disclosing data for individual companies; the data are included in broader industry totals. Detailed industries with 100 or more employees are shown if industry was not a (D). For explanation of terms, abbreviations, and data reliability/comparability, see introductory text]

NAICS code	Industry	Number of employees for week including March 12	Payroll (\$1,000)		Total number of establishments	Number of establishments by employment-size class																					
			First quarter	Annual		1 to 4	5 to 9	10 to 19	20 to 49	50 to 99	100 to 249	250 to 499	500 to 999	1,000 or more													
<b>WILKES—Con.</b>																											
<b>31-33 Manufacturing—Con.</b>																											
337	Furniture & related product mfg . . . . .	860	6 250	24 799	7	2	—	1	—	2	1	—	1	—													
3371	HH & institutional furniture & kitchen cabinet mfg . . . . .	(F)	(D)	(D)	6	1	—	1	—	2	1	—	1	—													
33712	Household & institutional furniture mfg . . . . .	(F)	(D)	(D)	4	—	—	—	—	2	1	—	1	—													
339	Miscellaneous mfg . . . . .	128	637	2 786	8	4	1	2	—	1	—	—	—	—													
3399	Other miscellaneous mfg . . . . .	120	599	2 645	5	2	—	2	—	1	—	—	—	—													
33999	All other misc mfg . . . . .	(C)	(D)	(D)	3	1	—	1	—	—	—	—	—	—													
<b>42</b>	<b>Wholesale trade . . . . .</b>	<b>690</b>	<b>5 644</b>	<b>22 847</b>	<b>64</b>	<b>31</b>	<b>12</b>	<b>10</b>	<b>10</b>	<b>—</b>	<b>1</b>	<b>—</b>	<b>—</b>	<b>—</b>													
421	Wholesale trade, durable goods . . . . .	308	2 423	9 306	40	22	6	7	5	—	—	—	—	—													
4213	Lumber & other construction materials whsle . . . . .	125	1 443	4 929	13	5	3	2	3	—	—	—	—	—													
42131	Lumber, plywood, millwork & wood panel whsle . . . . .	104	1 329	4 353	9	3	2	1	3	—	—	—	—	—													
421310	Lumber, plywood, millwork & wood panel whsle . . . . .	104	1 329	4 353	9	3	2	1	3	—	—	—	—	—													
422	Wholesale trade, nondurable goods . . . . .	382	3 221	13 541	24	9	6	3	5	—	1	—	—	—													
4224	Grocery & related product whsle . . . . .	253	2 239	9 330	9	3	—	2	3	—	1	—	—	—													
42247	Meat & meat product whsle . . . . .	189	1 711	7 187	4	1	—	—	2	—	1	—	—	—													
422470	Meat & meat product whsle . . . . .	189	1 711	7 187	4	1	—	—	2	—	1	—	—	—													
<b>44-45</b>	<b>Retail trade . . . . .</b>	<b>3 366</b>	<b>26 122</b>	<b>106 545</b>	<b>242</b>	<b>121</b>	<b>67</b>	<b>25</b>	<b>18</b>	<b>6</b>	<b>3</b>	<b>1</b>	<b>1</b>	<b>—</b>													
441	Motor vehicle & parts dealers . . . . .	411	2 838	12 175	49	29	9	5	5	1	—	—	—	—													
4411	Automobile dealers . . . . .	263	2 001	8 551	23	16	2	—	4	1	—	—	—	—													
44111	New car dealers . . . . .	233	1 860	7 951	10	5	—	—	4	1	—	—	—	—													
441110	New car dealers . . . . .	233	1 860	7 951	10	5	—	—	4	1	—	—	—	—													
444	Bldg material & garden equip & supp dealers . . . . .	1 144	16 346	65 752	26	10	8	4	1	—	2	—	1	—													
4441	Building material & supplies dealers . . . . .	1 127	16 277	65 527	20	6	6	4	1	—	2	—	1	—													
44411	Home centers . . . . .	(F)	(D)	(D)	2	—	—	—	—	—	1	—	—	—													
44419	Other building material dealers . . . . .	(C)	(D)	(D)	11	4	2	3	1	—	1	—	—	—													
445	Food & beverage stores . . . . .	463	1 700	6 793	22	9	2	2	5	4	—	—	—	—													
4451	Grocery stores . . . . .	(E)	(D)	(D)	15	4	—	2	5	4	—	—	—	—													
44511	Grocery (except convenience) stores . . . . .	442	1 610	6 408	14	3	—	2	5	4	—	—	—	—													
445110	Grocery (except convenience) stores . . . . .	442	1 610	6 408	14	3	—	2	5	4	—	—	—	—													
446	Health & personal care stores . . . . .	143	569	2 320	13	5	3	2	3	—	—	—	—	—													
4461	Health & personal care stores . . . . .	143	569	2 320	13	5	3	2	3	—	—	—	—	—													
44611	Pharmacies & drug stores . . . . .	119	469	1 862	7	—	2	2	3	—	—	—	—	—													
446110	Pharmacies & drug stores . . . . .	119	469	1 862	7	—	2	2	3	—	—	—	—	—													
447	Gasoline stations . . . . .	185	614	2 561	48	26	22	—	—	—	—	—	—	—													
4471	Gasoline stations . . . . .	185	614	2 561	48	26	22	—	—	—	—	—	—	—													
44711	Gasoline stations with convenience stores . . . . .	165	531	2 230	43	24	19	—	—	—	—	—	—	—													
447110	Gasoline stations with convenience stores . . . . .	165	531	2 230	43	24	19	—	—	—	—	—	—	—													
448	Clothing & clothing accessories stores . . . . .	131	486	1 899	17	7	7	1	2	—	—	—	—	—													
452	General merchandise stores . . . . .	527	2 071	8 453	9	1	5	—	—	1	1	1	—	—													
4521	Department stores . . . . .	(E)	(D)	(D)	2	—	—	—	—	1	—	1	—	—													
45211	Department stores . . . . .	(E)	(D)	(D)	2	—	—	—	—	1	—	1	—	—													
4529	Other general merchandise stores . . . . .	(C)	(D)	(D)	7	1	5	—	—	—	1	—	—	—													
45291	Warehouse clubs & superstores . . . . .	(C)	(D)	(D)	1	—	—	—	—	—	1	—	—	—													
453	Miscellaneous store retailers . . . . .	121	484	2 268	23	13	6	4	—	—	—	—	—	—													
454	Nonstore retailers . . . . .	116	508	2 081	12	5	1	5	1	—	—	—	—	—													
<b>48-49</b>	<b>Transportation &amp; warehousing . . . . .</b>	<b>240</b>	<b>1 429</b>	<b>5 792</b>	<b>43</b>	<b>26</b>	<b>9</b>	<b>7</b>	<b>1</b>	<b>—</b>	<b>—</b>	<b>—</b>	<b>—</b>	<b>—</b>													
484	Truck transportation . . . . .	224	1 326	5 341	39	23	9	6	1	—	—	—	—	—													
4842	Specialized freight trucking . . . . .	126	747	3 157	20	10	6	4	—	—	—	—	—	—													
<b>51</b>	<b>Information . . . . .</b>	<b>246</b>	<b>1 923</b>	<b>8 448</b>	<b>17</b>	<b>7</b>	<b>3</b>	<b>3</b>	<b>3</b>	<b>1</b>	<b>—</b>	<b>—</b>	<b>—</b>	<b>—</b>													
513	Broadcasting & telecommunications . . . . .	189	1 758	7 599	13	5	2	3	2	1	—	—	—	—													
5133	Telecommunications . . . . .	142	1 441	6 175	8	3	2	—	2	1	—	—	—	—													
<b>52</b>	<b>Finance &amp; insurance . . . . .</b>	<b>2 421</b>	<b>5 692</b>	<b>22 965</b>	<b>85</b>	<b>48</b>	<b>19</b>	<b>8</b>	<b>6</b>	<b>1</b>	<b>1</b>	<b>—</b>	<b>2</b>	<b>—</b>													
522	Credit intermediation & related activities . . . . .	2 293	4 610	18 193	45	17	11	7	6	1	1	—	2	—													
5221	Depository credit intermediation . . . . .	2 224	4 054	15 807	27	6	5	6	6	1	1	—	2	—													
52211	Commercial banking . . . . .	2 184	3 872	15 019	23	4	4	6	5	1	1	—	2	—													
522110	Commercial banking . . . . .	2 184	3 872	15 019	23	4	4	6	5	1	1	—	2	—													
524	Insurance carriers & related activities . . . . .	101	858	3 812	26	18	7	1	—	—	—	—	—	—													
<b>53</b>	<b>Real estate &amp; rental &amp; leasing . . . . .</b>	<b>156</b>	<b>733</b>	<b>3 378</b>	<b>47</b>	<b>39</b>	<b>4</b>	<b>2</b>	<b>2</b>	<b>—</b>	<b>—</b>	<b>—</b>	<b>—</b>	<b>—</b>													
<b>54</b>	<b>Professional, scientific &amp; technical services . . . . .</b>	<b>448</b>	<b>2 633</b>	<b>10 039</b>	<b>77</b>	<b>47</b>	<b>17</b>	<b>7</b>	<b>6</b>	<b>—</b>	<b>—</b>	<b>—</b>	<b>—</b>	<b>—</b>													
541	Professional, scientific & technical services . . . . .	448	2 633	10 039	77	47	17	7	6	—	—	—	—	—													
5413	Architectural, engineering & related services . . . . .	107	610	2 334	15	7	6	1	1	—	—	—	—	—													
<b>55</b>	<b>Management of companies &amp; enterprises . . . . .</b>	<b>(H)</b>	<b>(D)</b>	<b>(D)</b>	<b>11</b>	<b>4</b>	<b>2</b>	<b>3</b>	<b>—</b>	<b>—</b>	<b>1</b>	<b>—</b>	<b>—</b>	<b>—</b>			<b>1</b>										
551	Management of companies & enterprises . . . . .	(H)	(D)	(D)	11	4	2	3	—	—	1	—	—	—			1										
5511	Management of companies & enterprises . . . . .	(H)	(D)	(D)	11	4	2	3	—	—	1	—	—	—			1										
55111	Management of companies & enterprises . . . . .	(H)	(D)	(D)	11	4	2	3	—	—	1	—	—	—			1										
<b>56</b>	<b>Admin, support, waste mgt, remediation services . . . . .</b>	<b>360</b>	<b>1 169</b>	<b>7 468</b>	<b>51</b>	<b>32</b>	<b>9</b>	<b>2</b>	<b>8</b>	<b>—</b>	<b>—</b>	<b>—</b>	<b>—</b>	<b>—</b>			<b>—</b>										
561	Administrative & support services . . . . .	351	1 125	6 945	48	30	8	2	8	—	—	—	—	—			—										
5617	Services to buildings & dwellings . . . . .	204	618	4 098	31	20	5	2	4	—	—	—	—	—			—										

See footnotes at end of table.

**Table 6. Counties—Employees, Payroll, and Establishments by Industry: 2002—Con.**

[Excludes most government employees, railroad employees, and self-employed persons. Size class 1 to 4 includes establishments with payroll, but no employees, during mid-March pay period. (D) denotes figures withheld to avoid disclosing data for individual companies; the data are included in broader industry totals. Detailed industries with 100 or more employees are shown if industry was not a (D). For explanation of terms, abbreviations, and data reliability/comparability, see introductory text]

NAICS code	Industry	Number of employees for week including March 12	Payroll (\$1,000)		Total number of establishments	Number of establishments by employment-size class									
			First quarter	Annual		1 to 4	5 to 9	10 to 19	20 to 49	50 to 99	100 to 249	250 to 499	500 to 999	1,000 or more	
<b>WILKES—Con.</b>															
<b>61</b>	<b>Educational services</b> .....	(B)	(D)	(D)	<b>10</b>	<b>7</b>	<b>2</b>	<b>1</b>	—	—	—	—	—	—	
<b>62</b>	<b>Health care and social assistance</b> .....	<b>2 292</b>	<b>15 380</b>	<b>61 741</b>	<b>129</b>	<b>55</b>	<b>34</b>	<b>22</b>	<b>14</b>	—	<b>3</b>	—	<b>1</b>	—	
621	Ambulatory health care services .....	580	5 062	21 774	75	25	30	16	4	—	—	—	—	—	
6211	Offices of physicians .....	292	3 244	13 495	36	9	15	10	2	—	—	—	—	—	
62111	Offices of physicians .....	292	3 244	13 495	36	9	15	10	2	—	—	—	—	—	
6212	Offices of dentists .....	132	1 085	5 087	16	3	9	3	1	—	—	—	—	—	
62121	Offices of dentists .....	132	1 085	5 087	16	3	9	3	1	—	—	—	—	—	
621210	Offices of dentists .....	132	1 085	5 087	16	3	9	3	1	—	—	—	—	—	
622	Hospitals .....	(F)	(D)	(D)	1	—	—	—	—	—	—	—	<b>1</b>	—	
6221	General medical & surgical hospitals .....	(F)	(D)	(D)	1	—	—	—	—	—	—	—	<b>1</b>	—	
62211	General medical & surgical hospitals .....	(F)	(D)	(D)	1	—	—	—	—	—	—	—	<b>1</b>	—	
623	Nursing & residential care facilities .....	498	2 235	9 618	14	6	—	2	4	—	2	—	—	—	
6231	Nursing care facilities.....	(E)	(D)	(D)	2	—	—	—	—	—	2	—	—	—	
62311	Nursing care facilities.....	(E)	(D)	(D)	2	—	—	—	—	—	2	—	—	—	
624	Social assistance .....	(E)	(D)	(D)	39	24	4	4	6	—	1	—	—	—	
6243	Vocational rehabilitation services .....	(C)	(D)	(D)	2	—	—	1	—	—	1	—	—	—	
62431	Vocational rehabilitation services .....	(C)	(D)	(D)	2	—	—	1	—	—	1	—	—	—	
6244	Child day care services .....	182	657	2 670	19	9	3	3	4	—	—	—	—	—	
62441	Child day care services .....	182	657	2 670	19	9	3	3	4	—	—	—	—	—	
624410	Child day care services .....	182	657	2 670	19	9	3	3	4	—	—	—	—	—	
<b>71</b>	<b>Arts, entertainment &amp; recreation</b> .....	(B)	(D)	(D)	<b>11</b>	<b>8</b>	<b>2</b>	—	<b>1</b>	—	—	—	—	—	
<b>72</b>	<b>Accommodation &amp; food services</b> .....	<b>1 349</b>	<b>3 069</b>	<b>12 812</b>	<b>93</b>	<b>28</b>	<b>20</b>	<b>20</b>	<b>21</b>	<b>4</b>	—	—	—	—	
721	Accommodation .....	123	306	1 190	7	1	1	2	3	—	—	—	—	—	
7211	Traveler accommodation.....	(C)	(D)	(D)	6	1	—	2	3	—	—	—	—	—	
72111	Hotels (exc casino hotels) & motels .....	(C)	(D)	(D)	6	1	—	2	3	—	—	—	—	—	
722	Food services & drinking places .....	1 226	2 763	11 622	86	27	19	18	18	4	—	—	—	—	
7221	Full-service restaurants .....	473	1 013	4 097	44	19	9	8	7	1	—	—	—	—	
72211	Full-service restaurants .....	473	1 013	4 097	44	19	9	8	7	1	—	—	—	—	
722110	Full-service restaurants .....	473	1 013	4 097	44	19	9	8	7	1	—	—	—	—	
7222	Limited-service eating places .....	748	1 735	7 451	38	4	10	10	11	3	—	—	—	—	
72221	Limited-service eating places .....	748	1 735	7 451	38	4	10	10	11	3	—	—	—	—	
722211	Limited-service restaurants .....	732	1 695	7 237	33	2	7	10	11	3	—	—	—	—	
<b>81</b>	<b>Other services (except public administration)</b> .....	<b>809</b>	<b>3 218</b>	<b>13 566</b>	<b>138</b>	<b>96</b>	<b>26</b>	<b>11</b>	<b>3</b>	<b>1</b>	<b>1</b>	—	—	—	
811	Repair & maintenance .....	136	782	3 077	39	28	10	1	—	—	—	—	—	—	
812	Personal & laundry services .....	112	608	2 741	20	12	3	4	1	—	—	—	—	—	
813	Religious, grantmaking, civic, prof & like organizations .....	561	1 828	7 748	79	56	13	6	2	1	1	—	—	—	
8131	Religious organizations .....	273	740	3 162	63	47	10	5	1	—	—	—	—	—	
81311	Religious organizations .....	273	740	3 162	63	47	10	5	1	—	—	—	—	—	
813110	Religious organizations .....	273	740	3 162	63	47	10	5	1	—	—	—	—	—	
8134	Civic & social organizations .....	130	154	823	5	2	1	1	—	—	1	—	—	—	
81341	Civic & social organizations .....	130	154	823	5	2	1	1	—	—	1	—	—	—	
813410	Civic & social organizations .....	130	154	823	5	2	1	1	—	—	1	—	—	—	
8139	Business, labor, political, like organizations .....	(C)	(D)	(D)	6	3	2	—	—	1	—	—	—	—	
<b>95</b>	<b>Auxiliaries (exc corporate, subsidiary &amp; regional mgt)</b> .....	(E)	(D)	(D)	<b>6</b>	—	—	<b>1</b>	<b>3</b>	—	<b>2</b>	—	—	—	
<b>99</b>	<b>Unclassified establishments</b> .....	(A)	(D)	(D)	<b>3</b>	<b>2</b>	<b>1</b>	—	—	—	—	—	—	—	
<b>WILSON</b>															
	<b>Total</b> .....	<b>34 102</b>	<b>237 183</b>	<b>965 785</b>	<b>1 808</b>	<b>870</b>	<b>377</b>	<b>257</b>	<b>183</b>	<b>77</b>	<b>27</b>	<b>8</b>	<b>4</b>	<b>5</b>	
<b>11</b>	<b>Forestry, fishing, hunting, and agriculture support</b> .....	<b>79</b>	<b>582</b>	<b>2 407</b>	<b>12</b>	<b>8</b>	<b>1</b>	<b>1</b>	<b>2</b>	—	—	—	—	—	
<b>21</b>	<b>Mining</b> .....	(B)	(D)	(D)	<b>1</b>	—	—	—	<b>1</b>	—	—	—	—	—	
<b>22</b>	<b>Utilities</b> .....	(B)	(D)	(D)	<b>3</b>	<b>2</b>	—	—	<b>1</b>	—	—	—	—	—	
<b>23</b>	<b>Construction</b> .....	<b>3 983</b>	<b>31 329</b>	<b>124 241</b>	<b>212</b>	<b>119</b>	<b>35</b>	<b>27</b>	<b>21</b>	<b>5</b>	<b>3</b>	—	<b>1</b>	<b>1</b>	
233	Building, developing & general contracting .....	383	2 016	8 060	61	43	10	4	3	—	1	—	—	—	
2331	Land subdivision & land development .....	164	773	2 769	7	5	—	—	1	—	1	—	—	—	
23311	Land subdivision & land development .....	164	773	2 769	7	5	—	—	1	—	1	—	—	—	
233110	Land subdivision & land development .....	164	773	2 769	7	5	—	—	1	—	1	—	—	—	
2332	Residential building construction .....	(C)	(D)	(D)	41	31	7	3	—	—	—	—	—	—	
23321	Single-family housing construction .....	(C)	(D)	(D)	39	30	7	2	—	—	—	—	—	—	
234	Heavy construction.....	862	7 639	34 335	15	5	2	4	2	1	—	—	<b>1</b>	—	
2341	Highway, street, bridge & tunnel construction ...	(F)	(D)	(D)	3	—	—	1	1	—	—	—	<b>1</b>	—	
23411	Highway & street construction .....	(F)	(D)	(D)	3	—	—	1	1	—	—	—	<b>1</b>	—	
2349	Other heavy construction .....	(C)	(D)	(D)	12	5	2	3	1	1	—	—	—	—	
23491	Water, sewer & pipeline construction .....	(C)	(D)	(D)	7	2	1	2	1	1	—	—	—	—	

See footnotes at end of table.



**Table 6. Counties—Employees, Payroll, and Establishments by Industry: 2002—Con.**

[Excludes most government employees, railroad employees, and self-employed persons. Size class 1 to 4 includes establishments with payroll, but no employees, during mid-March pay period. (D) denotes figures withheld to avoid disclosing data for individual companies; the data are included in broader industry totals. Detailed industries with 100 or more employees are shown if industry was not a (D). For explanation of terms, abbreviations, and data reliability/comparability, see introductory text]

NAICS code	Industry	Number of employees for week including March 12	Payroll (\$1,000)		Total number of establishments	Number of establishments by employment-size class									
			First quarter	Annual		1 to 4	5 to 9	10 to 19	20 to 49	50 to 99	100 to 249	250 to 499	500 to 999	1,000 or more	
<b>23</b>	<b>WILSON—Con.</b>														
	<b>Construction—Con.</b>														
235	Special trade contractors .....	2 738	21 674	81 846	136	71	23	19	16	4	2	—	—	—	1
2351	Plumbing, heating & AC contractor .....	647	4 978	18 812	32	12	6	6	6	—	2	—	—	—	—
23511	Plumbing, heating & AC contractor .....	647	4 978	18 812	32	12	6	6	6	—	2	—	—	—	—
235110	Plumbing, heating & AC contractor .....	647	4 978	18 812	32	12	6	6	6	—	2	—	—	—	—
2353	Electrical contractors .....	1 602	13 909	50 801	32	14	3	6	6	2	—	—	—	—	1
23531	Electrical contractors .....	1 602	13 909	50 801	32	14	3	6	6	2	—	—	—	—	1
235310	Electrical contractors .....	1 602	13 909	50 801	32	14	3	6	6	2	—	—	—	—	1
2354	Masonry, drywall, insulation, tile contractors .....	200	1 368	5 571	13	8	1	—	2	2	—	—	—	—	—
23542	Drywall, acoustical & insulation contractors .....	157	1 119	4 530	4	1	—	—	1	2	—	—	—	—	—
235420	Drywall, acoustical & insulation contractors .....	157	1 119	4 530	4	1	—	—	1	2	—	—	—	—	—
2359	Other special trade contractors .....	111	644	3 246	12	7	—	3	2	—	—	—	—	—	—
<b>31-33</b>	<b>Manufacturing .....</b>	<b>8 485</b>	<b>78 832</b>	<b>323 600</b>	<b>95</b>	<b>19</b>	<b>21</b>	<b>17</b>	<b>8</b>	<b>15</b>	<b>7</b>	<b>4</b>	<b>2</b>	<b>2</b>	<b>2</b>
311	Food mfg .....	567	3 865	15 964	7	—	1	2	2	1	—	1	—	—	—
3116	Animal slaughtering & processing .....	(E)	(D)	(D)	2	—	1	—	—	—	—	1	—	—	—
31161	Animal slaughtering & processing .....	(E)	(D)	(D)	2	—	1	—	—	—	—	1	—	—	—
312	Beverage & tobacco product mfg .....	(F)	(D)	(D)	4	1	—	—	1	1	—	—	—	1	—
3121	Beverage mfg .....	(C)	(D)	(D)	2	—	—	—	1	1	—	—	—	—	—
31211	Soft drink & ice mfg .....	(C)	(D)	(D)	2	—	—	—	1	1	—	—	—	—	—
3122	Tobacco mfg .....	(F)	(D)	(D)	2	1	—	—	—	—	—	—	—	1	—
31221	Tobacco stemming & redrying .....	(F)	(D)	(D)	2	1	—	—	—	—	—	—	—	1	—
313	Textile mills .....	(C)	(D)	(D)	1	—	—	—	—	—	1	—	—	—	—
3132	Fabric mills .....	(C)	(D)	(D)	1	—	—	—	—	—	1	—	—	—	—
31321	Broadwoven fabric mills .....	(C)	(D)	(D)	1	—	—	—	—	—	1	—	—	—	—
314	Textile product mills .....	(E)	(D)	(D)	3	1	—	1	—	—	—	1	—	—	—
3149	Other textile product mills .....	(E)	(D)	(D)	2	—	—	1	—	—	—	1	—	—	—
31499	All other textile product mills .....	(E)	(D)	(D)	2	—	—	1	—	—	—	1	—	—	—
315	Apparel manufacturing .....	(G)	(D)	(D)	1	—	—	—	—	—	—	—	—	—	1
3152	Cut & sew apparel mfg .....	(G)	(D)	(D)	1	—	—	—	—	—	—	—	—	—	1
31522	Men's, boys' cut & sew apparel mfg .....	(G)	(D)	(D)	1	—	—	—	—	—	—	—	—	—	1
322	Paper mfg .....	(C)	(D)	(D)	1	—	—	—	—	—	1	—	—	—	—
3222	Converted paper product mfg .....	(C)	(D)	(D)	1	—	—	—	—	—	1	—	—	—	—
32221	Paperboard container mfg .....	(C)	(D)	(D)	1	—	—	—	—	—	1	—	—	—	—
323	Printing & related support activities .....	130	1 080	4 432	7	2	2	2	—	1	—	—	—	—	—
3231	Printing & related support activities .....	130	1 080	4 432	7	2	2	2	—	1	—	—	—	—	—
32311	Printing .....	130	1 080	4 432	7	2	2	2	—	1	—	—	—	—	—
325	Chemical mfg .....	883	11 140	42 533	8	3	1	—	—	2	1	—	—	1	—
3254	Pharmaceutical & medicine mfg .....	(F)	(D)	(D)	5	1	—	—	—	2	1	—	—	1	—
32541	Pharmaceutical & medicine mfg .....	(F)	(D)	(D)	5	1	—	—	—	2	1	—	—	1	—
326	Plastics & rubber products mfg .....	2 329	26 625	105 312	9	1	2	1	—	2	2	—	—	—	1
3261	Plastics product mfg .....	(E)	(D)	(D)	6	1	1	1	—	2	1	—	—	—	—
32614	Polystyrene foam product mfg .....	(C)	(D)	(D)	1	—	—	—	—	—	1	—	—	—	—
32619	Other plastics product mfg .....	(C)	(D)	(D)	4	1	1	—	—	2	—	—	—	—	—
3262	Rubber product mfg .....	(G)	(D)	(D)	3	—	1	—	—	—	1	—	—	—	1
32621	Tire mfg .....	(G)	(D)	(D)	2	—	1	—	—	—	—	—	—	—	1
32629	Other rubber product mfg .....	(C)	(D)	(D)	1	—	—	—	—	—	1	—	—	—	—
327	Nonmetallic mineral product mfg .....	406	4 434	18 740	8	—	3	4	—	—	—	—	1	—	—
3272	Glass & glass product mfg .....	(E)	(D)	(D)	1	—	—	—	—	—	—	—	1	—	—
32721	Glass & glass product mfg .....	(E)	(D)	(D)	1	—	—	—	—	—	—	—	1	—	—
332	Fabricated metal product mfg .....	396	3 556	14 793	11	1	5	2	—	2	1	—	—	—	—
3329	Other fabricated metal product mfg .....	(C)	(D)	(D)	3	—	1	—	—	1	1	—	—	—	—
33299	All other fabricated metal product mfg .....	(C)	(D)	(D)	2	—	1	—	—	—	1	—	—	—	—
333	Machinery mfg .....	221	1 777	8 161	7	1	1	1	2	2	—	—	—	—	—
336	Transportation equipment mfg .....	183	1 566	6 548	5	—	1	—	2	2	—	—	—	—	—
3362	Motor vehicle body & trailer mfg .....	(C)	(D)	(D)	3	—	1	—	1	1	—	—	—	—	—
33621	Motor vehicle body & trailer mfg .....	(C)	(D)	(D)	3	—	1	—	1	1	—	—	—	—	—
337	Furniture & related product mfg .....	272	1 940	7 940	11	4	2	2	1	1	1	—	—	—	—
3372	Office furniture (including fixtures) mfg .....	(C)	(D)	(D)	3	1	—	—	—	1	1	—	—	—	—
33721	Office furniture (including fixtures) mfg .....	(C)	(D)	(D)	3	1	—	—	—	1	1	—	—	—	—
339	Miscellaneous mfg .....	(E)	(D)	(D)	4	3	—	—	—	—	—	—	—	1	—
3399	Other miscellaneous mfg .....	(E)	(D)	(D)	3	2	—	—	—	—	—	—	—	1	—
33999	All other misc mfg .....	(E)	(D)	(D)	1	—	—	—	—	—	—	—	—	1	—

See footnotes at end of table.

**Table 6. Counties—Employees, Payroll, and Establishments by Industry: 2002—Con.**

[Excludes most government employees, railroad employees, and self-employed persons. Size class 1 to 4 includes establishments with payroll, but no employees, during mid-March pay period. (D) denotes figures withheld to avoid disclosing data for individual companies; the data are included in broader industry totals. Detailed industries with 100 or more employees are shown if industry was not a (D). For explanation of terms, abbreviations, and data reliability/comparability, see introductory text]

NAICS code	Industry	Number of employees for week including March 12	Payroll (\$1,000)		Total number of establishments	Number of establishments by employment-size class																		
			First quarter	Annual		1 to 4	5 to 9	10 to 19	20 to 49	50 to 99	100 to 249	250 to 499	500 to 999	1,000 or more										
<b>WILSON—Con.</b>																								
<b>42</b>	<b>Wholesale trade</b>	<b>1 554</b>	<b>17 129</b>	<b>56 288</b>	<b>117</b>	<b>36</b>	<b>34</b>	<b>27</b>	<b>17</b>	<b>2</b>	<b>1</b>													
421	Wholesale trade, durable goods	794	6 775	27 613	70	23	22	13	11	1														
4211	Motor vehicle, motor vehicle pt & supply whsle	170	1 163	4 899	13	3	5	2	3															
4218	Machinery, equipment & supplies whsle	340	2 915	12 941	24	6	7	5	5	1														
42182	Farm & garden machinery & equipment whsle	144	1 258	5 698	6		2	1	2	1														
421820	Farm & garden machinery & equipment whsle	144	1 258	5 698	6		2	1	2	1														
42183	Industrial machinery & equipment whsle	154	1 437	6 175	11	3	2	3	3															
421830	Industrial machinery & equipment whsle	154	1 437	6 175	11	3	2	3	3															
422	Wholesale trade, nondurable goods	760	10 354	28 675	47	13	12	14	6	1	1													
4224	Grocery & related product whsle	286	1 921	7 972	17	3	3	5	5	1														
42249	Other grocery & related products whsle	132	748	2 583	4		1		2	1														
422490	Other grocery & related products whsle	132	748	2 583	4		1		2	1														
4229	Miscellaneous nondurable goods whsle	300	6 498	13 869	8	2	2	3			1													
42294	Tobacco & tobacco product whsle	(C)	(D)	(D)	1						1													
<b>44-45</b>	<b>Retail trade</b>	<b>4 005</b>	<b>18 419</b>	<b>77 519</b>	<b>377</b>	<b>167</b>	<b>115</b>	<b>57</b>	<b>23</b>	<b>12</b>	<b>2</b>	<b>1</b>												
441	Motor vehicle & parts dealers	566	4 063	17 360	58	28	12	11	4	3														
4411	Automobile dealers	289	2 558	11 464	26	14	4	2	4	2														
44111	New car dealers	227	2 087	9 334	8	1	1		4	2														
441110	New car dealers	227	2 087	9 334	8	1	1		4	2														
4413	Automotive parts, accessories & tire stores	252	1 356	5 241	28	12	7	8		1														
44131	Automotive parts, accessories & tire stores	190	890	3 486	18	9	3	5		1														
441310	Automotive parts, accessories & tire stores	190	890	3 486	18	9	3	5		1														
442	Furniture & home furnishing stores	127	949	3 579	17	5	7	4	1															
444	Bldg material & garden equip & supp dealers	467	2 586	11 279	34	16	9	5	2		2													
4441	Building material & supplies dealers	420	2 309	10 103	26	12	7	3	2		2													
44411	Home centers	(C)	(D)	(D)	1						1													
44419	Other building material dealers	245	1 659	7 182	14	2	6	3	2		1													
444190	Other building material dealers	245	1 659	7 182	14	2	6	3	2		1													
445	Food & beverage stores	574	2 026	8 735	49	30	8	2	4	5														
4451	Grocery stores	510	1 774	7 673	32	17	6		4	5														
44511	Grocery (except convenience) stores	477	1 692	7 323	19	7	3		4	5														
445110	Grocery (except convenience) stores	477	1 692	7 323	19	7	3		4	5														
446	Health & personal care stores	301	1 525	6 551	24	7	5	6	6															
4461	Health & personal care stores	301	1 525	6 551	24	7	5	6	6															
44611	Pharmacies & drug stores	257	1 384	5 979	15	2	2	5	6															
446110	Pharmacies & drug stores	257	1 384	5 979	15	2	2	5	6															
447	Gasoline stations	327	1 109	4 551	52	16	25	11																
4471	Gasoline stations	327	1 109	4 551	52	16	25	11																
44711	Gasoline stations with convenience stores	305	1 026	4 236	47	14	22	11																
447110	Gasoline stations with convenience stores	305	1 026	4 236	47	14	22	11																
448	Clothing & clothing accessories stores	345	1 058	4 081	42	18	14	7	2	1														
4481	Clothing stores	227	689	2 651	24	12	5	4	2	1														
44814	Family clothing stores	126	471	1 750	6	2	1	1	1	1														
448140	Family clothing stores	126	471	1 750	6	2	1	1	1	1														
451	Sporting goods, hobby, book & music stores	116	375	1 491	23	11	9	3																
452	General merchandise stores	816	2 843	11 999	15	2	6	2	1	3		1												
4521	Department stores	721	2 596	10 881	4					3		1												
45211	Department stores	721	2 596	10 881	4					3		1												
452110	Department stores	721	2 596	10 881	4					3		1												
453	Miscellaneous store retailers	195	623	2 462	34	18	11	3	2															
<b>48-49</b>	<b>Transportation &amp; warehousing</b>	<b>899</b>	<b>7 201</b>	<b>29 355</b>	<b>61</b>	<b>33</b>	<b>6</b>	<b>9</b>	<b>7</b>	<b>6</b>														
484	Truck transportation	715	5 721	23 000	40	22	1	6	6	5														
4841	General freight trucking	658	5 368	21 669	27	12		4	6	5														
48412	General freight trucking, long-distance	624	5 112	20 578	21	8		2	6	5														
484121	General freight trucking, long-distance, TL	283	1 934	7 540	15	8		1	4	2														
484122	General freight trucking, long-distance, LTL	341	3 178	13 038	6			1	2	3														
<b>51</b>	<b>Information</b>	<b>242</b>	<b>2 348</b>	<b>8 295</b>	<b>19</b>	<b>12</b>	<b>2</b>	<b>2</b>	<b>1</b>	<b>2</b>														
513	Broadcasting & telecommunications	(C)	(D)	(D)	13	9	2	1		1														
<b>52</b>	<b>Finance &amp; insurance</b>	<b>3 228</b>	<b>22 756</b>	<b>93 441</b>	<b>99</b>	<b>51</b>	<b>28</b>	<b>8</b>	<b>7</b>	<b>1</b>	<b>1</b>	<b>1</b>							<b>2</b>					
522	Credit intermediation & related activities	3 063	20 850	86 216	58	21	21	5	6	1	1	1							2					
5221	Depository credit intermediation	2 982	20 222	83 825	37	5	17	4	6	1	1	1							2					
52211	Commercial banking	(H)	(D)	(D)	31	4	14	4	4	1	1	1							2					
524	Insurance carriers & related activities	(C)	(D)	(D)	33	25	5	3																
5242	Agencies & other insurance related activities	(C)	(D)	(D)	32	24	5	3																
52421	Insurance agencies & brokerages	117	985	4 122	31	23	5	3																
524210	Insurance agencies & brokerages	117	985	4 122	31	23	5	3																
<b>53</b>	<b>Real estate &amp; rental &amp; leasing</b>	<b>212</b>	<b>1 159</b>	<b>5 069</b>	<b>66</b>	<b>50</b>	<b>14</b>	<b>1</b>	<b>1</b>															
531	Real estate	110	583	2 638	51	46	5																	
532	Rental & leasing services	(C)	(D)	(D)	14	3	9	1	1															

See footnotes at end of table.

**Table 6. Counties—Employees, Payroll, and Establishments by Industry: 2002—Con.**

[Excludes most government employees, railroad employees, and self-employed persons. Size class 1 to 4 includes establishments with payroll, but no employees, during mid-March pay period. (D) denotes figures withheld to avoid disclosing data for individual companies; the data are included in broader industry totals. Detailed industries with 100 or more employees are shown if industry was not a (D). For explanation of terms, abbreviations, and data reliability/comparability, see introductory text]

NAICS code	Industry	Number of employees for week including March 12	Payroll (\$1,000)		Total number of establishments	Number of establishments by employment-size class									
			First quarter	Annual		1 to 4	5 to 9	10 to 19	20 to 49	50 to 99	100 to 249	250 to 499	500 to 999	1,000 or more	
<b>WILSON—Con.</b>															
<b>54</b>	<b>Professional, scientific &amp; technical services</b>	<b>1 031</b>	<b>9 486</b>	<b>35 288</b>	<b>107</b>	<b>73</b>	<b>10</b>	<b>17</b>	<b>3</b>	<b>1</b>	<b>2</b>	<b>1</b>	—	—	
541	Professional, scientific & technical services	1 031	9 486	35 288	107	73	10	17	3	1	2	1	—	—	
5411	Legal services	149	2 235	10 376	28	21	1	5	1	—	—	—	—	—	
54111	Offices of lawyers	149	2 235	10 376	28	21	1	5	1	—	—	—	—	—	
541110	Offices of lawyers	149	2 235	10 376	28	21	1	5	1	—	—	—	—	—	
5412	Accounting, tax prep, bookkeep, payroll services	118	469	1 765	16	11	1	3	—	1	—	—	—	—	
54121	Accounting, tax prep, bookkeep, payroll services	118	469	1 765	16	11	1	3	—	1	—	—	—	—	
5413	Architectural, engineering & related services	310	2 531	8 368	14	4	3	4	1	—	2	—	—	—	
54138	Testing laboratories	216	1 744	4 639	4	1	—	1	—	—	2	—	—	—	
541380	Testing laboratories	216	1 744	4 639	4	1	—	1	—	—	2	—	—	—	
5418	Advertising & related services	(E)	(D)	(D)	7	4	2	—	—	—	—	1	—	—	
54186	Direct mail advertising	(E)	(D)	(D)	1	—	—	—	—	—	—	1	—	—	
<b>55</b>	<b>Management of companies &amp; enterprises</b>	<b>209</b>	<b>1 271</b>	<b>5 608</b>	<b>10</b>	<b>3</b>	<b>1</b>	<b>4</b>	<b>1</b>	<b>1</b>	—	—	—	—	
551	Management of companies & enterprises	209	1 271	5 608	10	3	1	4	1	1	—	—	—	—	
5511	Management of companies & enterprises	209	1 271	5 608	10	3	1	4	1	1	—	—	—	—	
55111	Management of companies & enterprises	209	1 271	5 608	10	3	1	4	1	1	—	—	—	—	
551114	Corp, subsidiary & regional managing offices	209	1 271	5 608	10	3	1	4	1	1	—	—	—	—	
<b>56</b>	<b>Admin, support, waste mgt, remediation services</b>	<b>1 747</b>	<b>5 336</b>	<b>23 877</b>	<b>86</b>	<b>49</b>	<b>11</b>	<b>7</b>	<b>12</b>	<b>3</b>	<b>3</b>	<b>1</b>	—	—	
561	Administrative & support services	(G)	(D)	(D)	79	46	9	6	11	3	3	1	—	—	
5613	Employment services	1 046	3 018	14 006	12	1	—	—	5	2	2	1	—	—	
56132	Temporary help services	(F)	(D)	(D)	10	—	1	—	5	1	2	1	—	—	
5617	Services to buildings & dwellings	494	1 058	4 505	44	27	7	4	5	—	1	—	—	—	
56172	Janitorial services	303	379	1 282	13	8	2	—	2	—	1	—	—	—	
561720	Janitorial services	303	379	1 282	13	8	2	—	2	—	1	—	—	—	
56173	Landscaping services	127	350	1 850	25	18	3	2	2	—	—	—	—	—	
561730	Landscaping services	127	350	1 850	25	18	3	2	2	—	—	—	—	—	
<b>61</b>	<b>Educational services</b>	<b>513</b>	<b>2 911</b>	<b>12 402</b>	<b>12</b>	<b>2</b>	<b>3</b>	<b>2</b>	<b>1</b>	<b>3</b>	<b>1</b>	—	—	—	
611	Educational services	513	2 911	12 402	12	2	3	2	1	3	1	—	—	—	
6111	Elementary & secondary schools	257	945	4 478	5	—	—	1	1	3	—	—	—	—	
61111	Elementary & secondary schools	257	945	4 478	5	—	—	1	1	3	—	—	—	—	
611110	Elementary & secondary schools	257	945	4 478	5	—	—	1	1	3	—	—	—	—	
6113	Colleges, universities & professional schools	(C)	(D)	(D)	1	—	—	—	—	—	1	—	—	—	
61131	Colleges, universities & professional schools	(C)	(D)	(D)	1	—	—	—	—	—	1	—	—	—	
<b>62</b>	<b>Health care and social assistance</b>	<b>3 814</b>	<b>26 056</b>	<b>115 748</b>	<b>178</b>	<b>65</b>	<b>38</b>	<b>31</b>	<b>30</b>	<b>8</b>	<b>5</b>	—	<b>1</b>	—	
621	Ambulatory health care services	1 481	11 324	56 014	110	37	29	23	16	4	1	—	—	—	
6211	Offices of physicians	599	6 957	36 291	48	12	14	12	10	—	—	—	—	—	
62111	Offices of physicians	599	6 957	36 291	48	12	14	12	10	—	—	—	—	—	
6212	Offices of dentists	129	1 055	5 603	17	5	9	2	1	—	—	—	—	—	
62121	Offices of dentists	129	1 055	5 603	17	5	9	2	1	—	—	—	—	—	
621210	Offices of dentists	129	1 055	5 603	17	5	9	2	1	—	—	—	—	—	
6213	Offices of other health practitioners	180	1 229	5 790	23	12	4	5	2	—	—	—	—	—	
6216	Home health care services	433	1 204	4 914	12	4	1	1	2	3	1	—	—	—	
62161	Home health care services	433	1 204	4 914	12	4	1	1	2	3	1	—	—	—	
621610	Home health care services	433	1 204	4 914	12	4	1	1	2	3	1	—	—	—	
622	Hospitals	(F)	(D)	(D)	1	—	—	—	—	—	—	—	1	—	
6221	General medical & surgical hospitals	(F)	(D)	(D)	1	—	—	—	—	—	—	—	1	—	
62211	General medical & surgical hospitals	(F)	(D)	(D)	1	—	—	—	—	—	—	—	1	—	
623	Nursing & residential care facilities	728	2 756	11 846	22	7	2	2	5	3	3	—	—	—	
6231	Nursing care facilities	416	1 760	7 540	4	—	—	—	—	1	3	—	—	—	
62311	Nursing care facilities	416	1 760	7 540	4	—	—	—	—	1	3	—	—	—	
623110	Nursing care facilities	416	1 760	7 540	4	—	—	—	—	1	3	—	—	—	
6232	Residential mental retardation, health facil	(C)	(D)	(D)	9	2	2	2	2	1	—	—	—	—	
62321	Residential mental retardation facilities	(C)	(D)	(D)	7	2	1	2	1	1	—	—	—	—	
6233	Community care facilities for the elderly	148	477	2 067	8	4	—	—	3	1	—	—	—	—	
62331	Community care facilities for the elderly	148	477	2 067	8	4	—	—	3	1	—	—	—	—	
624	Social assistance	(F)	(D)	(D)	45	21	7	6	9	1	1	—	—	—	
6241	Individual & family services	(C)	(D)	(D)	14	10	2	1	—	—	1	—	—	—	
62411	Child & youth services	129	773	3 107	6	3	2	—	—	—	1	—	—	—	
624110	Child & youth services	129	773	3 107	6	3	2	—	—	—	1	—	—	—	
6244	Child day care services	384	1 120	4 858	22	7	5	2	7	1	—	—	—	—	
62441	Child day care services	384	1 120	4 858	22	7	5	2	7	1	—	—	—	—	
624410	Child day care services	384	1 120	4 858	22	7	5	2	7	1	—	—	—	—	
<b>71</b>	<b>Arts, entertainment &amp; recreation</b>	<b>261</b>	<b>667</b>	<b>3 314</b>	<b>22</b>	<b>11</b>	<b>4</b>	<b>2</b>	<b>3</b>	<b>2</b>	—	—	—	—	
713	Amusement, gambling & recreation industries	(C)	(D)	(D)	17	8	4	1	2	2	—	—	—	—	
7139	Other amusement & recreation industries	(C)	(D)	(D)	15	8	2	1	2	2	—	—	—	—	

See footnotes at end of table.

**Table 6. Counties—Employees, Payroll, and Establishments by Industry: 2002—Con.**

[Excludes most government employees, railroad employees, and self-employed persons. Size class 1 to 4 includes establishments with payroll, but no employees, during mid-March pay period. (D) denotes figures withheld to avoid disclosing data for individual companies; the data are included in broader industry totals. Detailed industries with 100 or more employees are shown if industry was not a (D). For explanation of terms, abbreviations, and data reliability/comparability, see introductory text]

NAICS code	Industry	Number of employees for week including March 12	Payroll (\$1,000)		Total number of establishments	Number of establishments by employment-size class								
			First quarter	Annual		1 to 4	5 to 9	10 to 19	20 to 49	50 to 99	100 to 249	250 to 499	500 to 999	1,000 or more
<b>WILSON—Con.</b>														
<b>72</b>	<b>Accommodation &amp; food services</b> .....	<b>2 633</b>	<b>5 975</b>	<b>25 485</b>	<b>127</b>	<b>38</b>	<b>17</b>	<b>20</b>	<b>36</b>	<b>14</b>	<b>2</b>	—	—	—
721	Accommodation .....	229	543	2 233	18	7	2	3	6	—	—	—	—	—
7211	Traveler accommodation .....	(C)	(D)	(D)	17	6	2	3	6	—	—	—	—	—
72111	Hotels (exc casino hotels) & motels .....	(C)	(D)	(D)	16	5	2	3	6	—	—	—	—	—
722	Food services & drinking places .....	2 404	5 432	23 252	109	31	15	17	30	14	2	—	—	—
7221	Full-service restaurants .....	1 123	2 664	11 486	51	19	7	9	6	8	2	—	—	—
72211	Full-service restaurants .....	1 123	2 664	11 486	51	19	7	9	6	8	2	—	—	—
722110	Full-service restaurants .....	1 123	2 664	11 486	51	19	7	9	6	8	2	—	—	—
7222	Limited-service eating places .....	1 174	2 432	10 428	45	6	5	6	22	6	—	—	—	—
72221	Limited-service eating places .....	1 174	2 432	10 428	45	6	5	6	22	6	—	—	—	—
722211	Limited-service restaurants .....	1 076	2 191	9 375	41	5	4	5	22	5	—	—	—	—
<b>81</b>	<b>Other services (except public administration)</b> .....	<b>1 132</b>	<b>5 127</b>	<b>20 910</b>	<b>193</b>	<b>122</b>	<b>36</b>	<b>25</b>	<b>8</b>	<b>2</b>	—	—	—	—
811	Repair & maintenance .....	421	2 491	10 400	79	50	16	10	2	1	—	—	—	—
8111	Automotive repair & maintenance .....	281	1 535	6 436	58	37	10	9	2	—	—	—	—	—
81111	Automotive mechanical & electrical R&M .....	137	766	3 378	33	24	3	5	1	—	—	—	—	—
8113	Commercial equipment (exc auto & elec) R&M .....	104	822	3 249	9	5	2	1	—	1	—	—	—	—
81131	Commercial equipment (exc auto & elec) R&M .....	104	822	3 249	9	5	2	1	—	1	—	—	—	—
811310	Commercial equipment (exc auto & elec) R&M .....	104	822	3 249	9	5	2	1	—	1	—	—	—	—
812	Personal & laundry services .....	257	1 143	4 526	41	28	5	4	3	1	—	—	—	—
8123	Drycleaning & laundry services .....	174	790	3 106	14	7	1	3	2	1	—	—	—	—
813	Religious, grantmaking, civic, prof & like organizations .....	454	1 493	5 984	73	44	15	11	3	—	—	—	—	—
8131	Religious organizations .....	321	1 066	4 266	52	32	10	8	2	—	—	—	—	—
81311	Religious organizations .....	321	1 066	4 266	52	32	10	8	2	—	—	—	—	—
813110	Religious organizations .....	321	1 066	4 266	52	32	10	8	2	—	—	—	—	—
<b>95</b>	<b>Auxiliaries (exc corporate, subsidiary &amp; regional mgt)</b> .....	<b>(A)</b>	<b>(D)</b>	<b>(D)</b>	<b>2</b>	<b>1</b>	<b>1</b>	—	—	—	—	—	—	—
<b>99</b>	<b>Unclassified establishments</b> .....	<b>6</b>	<b>25</b>	<b>258</b>	<b>9</b>	<b>9</b>	—	—	—	—	—	—	—	—
<b>YADKIN</b>														
	<b>Total</b> .....	<b>8 300</b>	<b>45 437</b>	<b>190 878</b>	<b>642</b>	<b>373</b>	<b>129</b>	<b>71</b>	<b>38</b>	<b>20</b>	<b>7</b>	<b>2</b>	<b>2</b>	—
<b>11</b>	<b>Forestry, fishing, hunting, and agriculture support</b> .....	<b>(A)</b>	<b>(D)</b>	<b>(D)</b>	<b>3</b>	<b>2</b>	<b>1</b>	—	—	—	—	—	—	—
<b>21</b>	<b>Mining</b> .....	<b>(A)</b>	<b>(D)</b>	<b>(D)</b>	<b>2</b>	<b>2</b>	—	—	—	—	—	—	—	—
<b>23</b>	<b>Construction</b> .....	<b>705</b>	<b>4 394</b>	<b>18 284</b>	<b>101</b>	<b>72</b>	<b>15</b>	<b>7</b>	<b>4</b>	<b>2</b>	<b>1</b>	—	—	—
233	Building, developing & general contracting .....	202	1 401	5 134	32	23	6	1	1	1	—	—	—	—
2333	Nonresidential building construction .....	129	1 014	3 524	7	3	2	—	1	1	—	—	—	—
23332	Commercial & institutional bldg construction ..	129	1 014	3 524	7	3	2	—	1	1	—	—	—	—
233320	Commercial & institutional bldg construction ..	129	1 014	3 524	7	3	2	—	1	1	—	—	—	—
235	Special trade contractors .....	464	2 724	11 894	61	45	6	5	3	1	1	—	—	—
2353	Electrical contractors .....	194	1 380	5 826	10	6	—	3	—	—	1	—	—	—
23531	Electrical contractors .....	194	1 380	5 826	10	6	—	3	—	—	1	—	—	—
235310	Electrical contractors .....	194	1 380	5 826	10	6	—	3	—	—	1	—	—	—
<b>31-33</b>	<b>Manufacturing</b> .....	<b>2 902</b>	<b>18 919</b>	<b>80 763</b>	<b>43</b>	<b>16</b>	<b>5</b>	<b>6</b>	<b>6</b>	<b>5</b>	<b>2</b>	<b>1</b>	<b>2</b>	—
313	Textile mills .....	1 745	11 871	51 488	4	—	—	—	—	1	1	—	2	—
3131	Fiber, yarn & thread mills .....	(G)	(D)	(D)	3	—	—	—	—	1	—	—	2	—
31311	Fiber, yarn & thread mills .....	(G)	(D)	(D)	3	—	—	—	—	1	—	—	2	—
3132	Fabric mills .....	(C)	(D)	(D)	1	—	—	—	—	—	1	—	—	—
31323	Nonwoven fabric mills .....	(C)	(D)	(D)	1	—	—	—	—	—	1	—	—	—
315	Apparel manufacturing .....	(E)	(D)	(D)	2	—	—	—	—	1	—	1	—	—
3151	Apparel knitting mills .....	(E)	(D)	(D)	2	—	—	—	—	1	—	1	—	—
31511	Hosiery & sock mills .....	(E)	(D)	(D)	1	—	—	—	—	—	1	—	—	—
326	Plastics & rubber products mfg .....	123	931	3 654	3	—	—	—	2	1	—	—	—	—
3261	Plastics product mfg .....	(C)	(D)	(D)	2	—	—	—	1	1	—	—	—	—
335	Electrical equip, appliance & component mfg .....	(C)	(D)	(D)	1	—	—	—	—	—	1	—	—	—
3359	Other electrical equipment & component mfg ...	(C)	(D)	(D)	1	—	—	—	—	—	1	—	—	—
33593	Wiring device mfg .....	(C)	(D)	(D)	1	—	—	—	—	—	1	—	—	—
337	Furniture & related product mfg .....	(C)	(D)	(D)	3	1	—	—	1	1	—	—	—	—
<b>42</b>	<b>Wholesale trade</b> .....	<b>261</b>	<b>1 685</b>	<b>6 755</b>	<b>35</b>	<b>23</b>	<b>7</b>	<b>2</b>	<b>2</b>	<b>1</b>	—	—	—	—
421	Wholesale trade, durable goods .....	116	625	2 417	21	13	6	1	1	—	—	—	—	—
422	Wholesale trade, nondurable goods .....	145	1 060	4 338	14	10	1	1	1	1	—	—	—	—

See footnotes at end of table.

**Table 6. Counties—Employees, Payroll, and Establishments by Industry: 2002—Con.**

[Excludes most government employees, railroad employees, and self-employed persons. Size class 1 to 4 includes establishments with payroll, but no employees, during mid-March pay period. (D) denotes figures withheld to avoid disclosing data for individual companies; the data are included in broader industry totals. Detailed industries with 100 or more employees are shown if industry was not a (D). For explanation of terms, abbreviations, and data reliability/comparability, see introductory text]

NAICS code	Industry	Number of employees for week including March 12	Payroll (\$1,000)		Total number of establishments	Number of establishments by employment-size class								
			First quarter	Annual		1 to 4	5 to 9	10 to 19	20 to 49	50 to 99	100 to 249	250 to 499	500 to 999	1,000 or more
<b>YADKIN—Con.</b>														
<b>44-45</b>	<b>Retail trade</b> .....	<b>979</b>	<b>4 537</b>	<b>18 717</b>	<b>136</b>	<b>72</b>	<b>42</b>	<b>14</b>	<b>4</b>	<b>4</b>	—	—	—	—
441	Motor vehicle & parts dealers .....	151	839	3 368	28	17	6	5	—	—	—	—	—	—
445	Food & beverage stores .....	254	1 020	3 971	16	6	5	2	—	3	—	—	—	—
4451	Grocery stores .....	(C)	(D)	(D)	15	6	5	1	—	3	—	—	—	—
44511	Grocery (except convenience) stores .....	220	814	3 199	10	4	2	1	—	3	—	—	—	—
445110	Grocery (except convenience) stores .....	220	814	3 199	10	4	2	1	—	3	—	—	—	—
447	Gasoline stations .....	121	411	1 676	19	8	9	—	2	—	—	—	—	—
4471	Gasoline stations .....	121	411	1 676	19	8	9	—	2	—	—	—	—	—
44711	Gasoline stations with convenience stores ...	(C)	(D)	(D)	16	7	7	—	2	—	—	—	—	—
454	Nonstore retailers .....	119	661	3 040	10	3	4	2	—	1	—	—	—	—
4543	Direct selling establishments .....	(C)	(D)	(D)	8	1	4	2	—	1	—	—	—	—
<b>48-49</b>	<b>Transportation &amp; warehousing</b> .....	<b>176</b>	<b>894</b>	<b>4 260</b>	<b>16</b>	<b>8</b>	<b>3</b>	<b>2</b>	<b>2</b>	<b>1</b>	—	—	—	—
484	Truck transportation .....	159	871	4 137	13	6	3	1	2	1	—	—	—	—
<b>51</b>	<b>Information</b> .....	<b>(C)</b>	<b>(D)</b>	<b>(D)</b>	<b>5</b>	<b>2</b>	—	<b>2</b>	—	—	<b>1</b>	—	—	—
513	Broadcasting & telecommunications .....	(C)	(D)	(D)	2	—	—	1	—	—	1	—	—	—
5133	Telecommunications .....	(C)	(D)	(D)	2	—	—	1	—	—	1	—	—	—
51331	Wired telecommunications carriers .....	(C)	(D)	(D)	2	—	—	1	—	—	1	—	—	—
<b>52</b>	<b>Finance &amp; insurance</b> .....	<b>126</b>	<b>840</b>	<b>3 309</b>	<b>23</b>	<b>12</b>	<b>7</b>	<b>4</b>	—	—	—	—	—	—
<b>53</b>	<b>Real estate &amp; rental &amp; leasing</b> .....	<b>(B)</b>	<b>(D)</b>	<b>(D)</b>	<b>9</b>	<b>8</b>	—	<b>1</b>	—	—	—	—	—	—
<b>54</b>	<b>Professional, scientific &amp; technical services</b> .....	<b>206</b>	<b>1 363</b>	<b>5 144</b>	<b>38</b>	<b>27</b>	<b>6</b>	<b>4</b>	—	<b>1</b>	—	—	—	—
541	Professional, scientific & technical services .....	206	1 363	5 144	38	27	6	4	—	1	—	—	—	—
<b>55</b>	<b>Management of companies &amp; enterprises</b> .....	<b>(B)</b>	<b>(D)</b>	<b>(D)</b>	<b>1</b>	—	—	—	<b>1</b>	—	—	—	—	—
<b>56</b>	<b>Admin, support, waste mgt, remediation services</b> .....	<b>138</b>	<b>732</b>	<b>3 756</b>	<b>27</b>	<b>18</b>	<b>7</b>	<b>1</b>	<b>1</b>	—	—	—	—	—
561	Administrative & support services .....	133	684	3 560	24	15	7	1	1	—	—	—	—	—
<b>62</b>	<b>Health care and social assistance</b> .....	<b>1 113</b>	<b>5 152</b>	<b>22 041</b>	<b>45</b>	<b>15</b>	<b>10</b>	<b>9</b>	<b>4</b>	<b>4</b>	<b>3</b>	—	—	—
621	Ambulatory health care services .....	328	1 745	7 543	20	5	5	5	3	2	—	—	—	—
6216	Home health care services .....	215	790	3 441	7	1	—	2	2	2	—	—	—	—
62161	Home health care services .....	215	790	3 441	7	1	—	2	2	2	—	—	—	—
621610	Home health care services .....	215	790	3 441	7	1	—	2	2	2	—	—	—	—
622	Hospitals .....	(C)	(D)	(D)	1	—	—	—	—	—	1	—	—	—
6221	General medical & surgical hospitals .....	(C)	(D)	(D)	1	—	—	—	—	—	1	—	—	—
62211	General medical & surgical hospitals .....	(C)	(D)	(D)	1	—	—	—	—	—	1	—	—	—
623	Nursing & residential care facilities .....	321	1 329	5 548	7	1	1	2	—	2	1	—	—	—
6231	Nursing care facilities .....	302	1 277	5 325	4	—	—	1	—	2	1	—	—	—
62311	Nursing care facilities .....	302	1 277	5 325	4	—	—	1	—	2	1	—	—	—
623110	Nursing care facilities .....	302	1 277	5 325	4	—	—	1	—	2	1	—	—	—
624	Social assistance .....	(E)	(D)	(D)	17	9	4	2	1	—	1	—	—	—
6241	Individual & family services .....	270	987	4 253	4	1	1	—	1	—	1	—	—	—
62419	Other individual & family services .....	(C)	(D)	(D)	2	1	—	—	—	—	1	—	—	—
<b>71</b>	<b>Arts, entertainment &amp; recreation</b> .....	<b>(B)</b>	<b>(D)</b>	<b>(D)</b>	<b>7</b>	<b>4</b>	<b>1</b>	<b>2</b>	—	—	—	—	—	—
<b>72</b>	<b>Accommodation &amp; food services</b> .....	<b>785</b>	<b>1 886</b>	<b>8 026</b>	<b>60</b>	<b>22</b>	<b>9</b>	<b>15</b>	<b>13</b>	<b>1</b>	—	—	—	—
721	Accommodation .....	124	297	1 277	9	3	—	3	3	—	—	—	—	—
7211	Traveler accommodation .....	124	297	1 277	9	3	—	3	3	—	—	—	—	—
72111	Hotels (exc casino hotels) & motels .....	124	297	1 277	9	3	—	3	3	—	—	—	—	—
721110	Hotels (exc casino hotels) & motels .....	124	297	1 277	9	3	—	3	3	—	—	—	—	—
722	Food services & drinking places .....	661	1 589	6 749	51	19	9	12	10	1	—	—	—	—
7221	Full-service restaurants .....	325	768	3 191	27	13	4	5	4	1	—	—	—	—
72211	Full-service restaurants .....	325	768	3 191	27	13	4	5	4	1	—	—	—	—
722110	Full-service restaurants .....	325	768	3 191	27	13	4	5	4	1	—	—	—	—
7222	Limited-service eating places .....	(E)	(D)	(D)	22	5	5	6	6	—	—	—	—	—
72221	Limited-service eating places .....	(E)	(D)	(D)	22	5	5	6	6	—	—	—	—	—
<b>81</b>	<b>Other services (except public administration)</b> .....	<b>380</b>	<b>1 035</b>	<b>4 362</b>	<b>87</b>	<b>67</b>	<b>16</b>	<b>2</b>	<b>1</b>	<b>1</b>	—	—	—	—
813	Religious, grantmaking, civic, prof & like organizations .....	253	510	2 177	46	33	10	2	—	1	—	—	—	—
8131	Religious organizations .....	155	375	1 546	42	31	9	2	—	—	—	—	—	—
81311	Religious organizations .....	155	375	1 546	42	31	9	2	—	—	—	—	—	—
813110	Religious organizations .....	155	375	1 546	42	31	9	2	—	—	—	—	—	—
<b>95</b>	<b>Auxiliaries (exc corporate, subsidiary &amp; regional mgt)</b> .....	<b>(E)</b>	<b>(D)</b>	<b>(D)</b>	<b>1</b>	—	—	—	—	—	—	<b>1</b>	—	—
<b>99</b>	<b>Unclassified establishments</b> .....	<b>(A)</b>	<b>(D)</b>	<b>(D)</b>	<b>3</b>	<b>3</b>	—	—	—	—	—	—	—	—

See footnotes at end of table.

**Table 6. Counties—Employees, Payroll, and Establishments by Industry: 2002—Con.**

[Excludes most government employees, railroad employees, and self-employed persons. Size class 1 to 4 includes establishments with payroll, but no employees, during mid-March pay period. (D) denotes figures withheld to avoid disclosing data for individual companies; the data are included in broader industry totals. Detailed industries with 100 or more employees are shown if industry was not a (D). For explanation of terms, abbreviations, and data reliability/comparability, see introductory text]

NAICS code	Industry	Number of employees for week including March 12	Payroll (\$1,000)		Total number of establishments	Number of establishments by employment-size class								
			First quarter	Annual		1 to 4	5 to 9	10 to 19	20 to 49	50 to 99	100 to 249	250 to 499	500 to 999	1,000 or more
<b>YANCEY</b>														
	<b>Total</b> .....	<b>3 479</b>	<b>16 787</b>	<b>74 488</b>	<b>348</b>	<b>212</b>	<b>67</b>	<b>34</b>	<b>22</b>	<b>6</b>	<b>6</b>	<b>1</b>	-	-
<b>11</b>	<b>Forestry, fishing, hunting, and agriculture support</b> .....	<b>31</b>	<b>71</b>	<b>399</b>	<b>13</b>	<b>11</b>	<b>2</b>	-	-	-	-	-	-	-
<b>21</b>	<b>Mining</b> .....	<b>(B)</b>	<b>(D)</b>	<b>(D)</b>	<b>4</b>	<b>1</b>	<b>1</b>	<b>1</b>	<b>1</b>	-	-	-	-	-
<b>22</b>	<b>Utilities</b> .....	<b>(B)</b>	<b>(D)</b>	<b>(D)</b>	<b>1</b>	-	-	-	<b>1</b>	-	-	-	-	-
<b>23</b>	<b>Construction</b> .....	<b>372</b>	<b>1 970</b>	<b>9 735</b>	<b>49</b>	<b>29</b>	<b>11</b>	<b>5</b>	<b>2</b>	<b>2</b>	-	-	-	-
233	Building, developing & general contracting .....	184	1 076	5 264	20	8	6	4	1	1	-	-	-	-
2332	Residential building construction .....	(C)	(D)	(D)	16	7	4	4	-	1	-	-	-	-
234	Heavy construction .....	101	595	3 139	5	2	1	1	-	1	-	-	-	-
<b>31-33</b>	<b>Manufacturing</b> .....	<b>1 051</b>	<b>6 301</b>	<b>26 801</b>	<b>19</b>	<b>7</b>	<b>2</b>	<b>2</b>	<b>4</b>	-	<b>3</b>	<b>1</b>	-	-
313	Textile mills .....	(F)	(D)	(D)	2	-	-	-	-	-	1	1	-	-
3131	Fiber, yarn & thread mills .....	(C)	(D)	(D)	1	-	-	-	-	-	1	-	-	-
31311	Fiber, yarn & thread mills .....	(C)	(D)	(D)	1	-	-	-	-	-	1	-	-	-
3132	Fabric mills .....	(E)	(D)	(D)	1	-	-	-	-	-	-	1	-	-
31321	Broadwoven fabric mills .....	(E)	(D)	(D)	1	-	-	-	-	-	-	1	-	-
315	Apparel manufacturing .....	237	1 049	4 322	5	1	-	2	1	-	1	-	-	-
3152	Cut & sew apparel mfg .....	(C)	(D)	(D)	4	1	-	1	1	-	1	-	-	-
31523	Women's, girls' cut & sew apparel mfg .....	(C)	(D)	(D)	2	-	-	-	1	-	1	-	-	-
321	Wood product mfg .....	108	872	3 232	4	-	1	-	3	-	-	-	-	-
3211	Sawmills & wood preservation .....	108	872	3 232	4	-	1	-	3	-	-	-	-	-
32111	Sawmills & wood preservation .....	108	872	3 232	4	-	1	-	3	-	-	-	-	-
321113	Sawmills .....	108	872	3 232	4	-	1	-	3	-	-	-	-	-
332	Fabricated metal product mfg .....	(C)	(D)	(D)	1	-	-	-	-	-	1	-	-	-
3326	Spring & wire product mfg .....	(C)	(D)	(D)	1	-	-	-	-	-	1	-	-	-
33261	Spring & wire product mfg .....	(C)	(D)	(D)	1	-	-	-	-	-	1	-	-	-
<b>42</b>	<b>Wholesale trade</b> .....	<b>(A)</b>	<b>(D)</b>	<b>(D)</b>	<b>6</b>	<b>5</b>	<b>1</b>	-	-	-	-	-	-	-
<b>44-45</b>	<b>Retail trade</b> .....	<b>584</b>	<b>2 456</b>	<b>10 391</b>	<b>67</b>	<b>38</b>	<b>18</b>	<b>2</b>	<b>6</b>	<b>2</b>	<b>1</b>	-	-	-
441	Motor vehicle & parts dealers .....	100	565	2 247	9	4	2	-	3	-	-	-	-	-
445	Food & beverage stores .....	175	558	2 368	6	3	-	1	-	1	-	-	-	-
4451	Grocery stores .....	175	558	2 368	6	3	-	1	-	1	-	-	-	-
44511	Grocery (except convenience) stores .....	(C)	(D)	(D)	4	1	-	1	-	1	1	-	-	-
<b>48-49</b>	<b>Transportation &amp; warehousing</b> .....	<b>70</b>	<b>348</b>	<b>1 675</b>	<b>18</b>	<b>14</b>	<b>2</b>	<b>1</b>	<b>1</b>	-	-	-	-	-
<b>51</b>	<b>Information</b> .....	<b>63</b>	<b>464</b>	<b>1 840</b>	<b>10</b>	<b>4</b>	<b>4</b>	<b>2</b>	-	-	-	-	-	-
<b>52</b>	<b>Finance &amp; insurance</b> .....	<b>94</b>	<b>541</b>	<b>2 145</b>	<b>20</b>	<b>13</b>	<b>6</b>	<b>1</b>	-	-	-	-	-	-
<b>53</b>	<b>Real estate &amp; rental &amp; leasing</b> .....	<b>35</b>	<b>77</b>	<b>301</b>	<b>13</b>	<b>12</b>	-	<b>1</b>	-	-	-	-	-	-
<b>54</b>	<b>Professional, scientific &amp; technical services</b> .....	<b>103</b>	<b>409</b>	<b>2 066</b>	<b>25</b>	<b>21</b>	<b>2</b>	<b>1</b>	<b>1</b>	-	-	-	-	-
541	Professional, scientific & technical services .....	103	409	2 066	25	21	2	1	1	-	-	-	-	-
<b>56</b>	<b>Admin, support, waste mgt, remediation services</b> .....	<b>(B)</b>	<b>(D)</b>	<b>(D)</b>	<b>11</b>	<b>5</b>	<b>1</b>	<b>4</b>	<b>1</b>	-	-	-	-	-
<b>61</b>	<b>Educational services</b> .....	<b>(A)</b>	<b>(D)</b>	<b>(D)</b>	<b>2</b>	<b>1</b>	-	<b>1</b>	-	-	-	-	-	-
<b>62</b>	<b>Health care and social assistance</b> .....	<b>454</b>	<b>1 699</b>	<b>7 381</b>	<b>25</b>	<b>8</b>	<b>5</b>	<b>8</b>	<b>2</b>	-	<b>2</b>	-	-	-
621	Ambulatory health care services .....	207	727	3 309	12	4	2	5	-	-	1	-	-	-
6216	Home health care services .....	141	431	2 003	3	-	-	2	-	-	1	-	-	-
62161	Home health care services .....	141	431	2 003	3	-	-	2	-	-	1	-	-	-
621610	Home health care services .....	141	431	2 003	3	-	-	2	-	-	1	-	-	-
623	Nursing & residential care facilities .....	172	703	3 036	5	1	1	1	1	-	1	-	-	-
6231	Nursing care facilities .....	(C)	(D)	(D)	1	-	-	-	-	-	1	-	-	-
62311	Nursing care facilities .....	(C)	(D)	(D)	1	-	-	-	-	-	1	-	-	-
<b>71</b>	<b>Arts, entertainment &amp; recreation</b> .....	<b>(B)</b>	<b>(D)</b>	<b>(D)</b>	<b>5</b>	<b>3</b>	-	<b>1</b>	-	<b>1</b>	-	-	-	-
<b>72</b>	<b>Accommodation &amp; food services</b> .....	<b>235</b>	<b>489</b>	<b>2 342</b>	<b>22</b>	<b>10</b>	<b>4</b>	<b>4</b>	<b>3</b>	<b>1</b>	-	-	-	-
722	Food services & drinking places .....	(C)	(D)	(D)	16	6	3	3	3	1	-	-	-	-
7221	Full-service restaurants .....	133	202	878	10	4	2	2	1	1	-	-	-	-
72211	Full-service restaurants .....	133	202	878	10	4	2	2	1	1	-	-	-	-
722110	Full-service restaurants .....	133	202	878	10	4	2	2	1	1	-	-	-	-
<b>81</b>	<b>Other services (except public administration)</b> .....	<b>97</b>	<b>457</b>	<b>2 099</b>	<b>34</b>	<b>26</b>	<b>8</b>	-	-	-	-	-	-	-
<b>99</b>	<b>Unclassified establishments</b> .....	<b>(A)</b>	<b>(D)</b>	<b>(D)</b>	<b>4</b>	<b>4</b>	-	-	-	-	-	-	-	-

See footnotes at end of table.

**Table 6. Counties—Employees, Payroll, and Establishments by Industry: 2002—Con.**

[Excludes most government employees, railroad employees, and self-employed persons. Size class 1 to 4 includes establishments with payroll, but no employees, during mid-March pay period. (D) denotes figures withheld to avoid disclosing data for individual companies; the data are included in broader industry totals. Detailed industries with 100 or more employees are shown if industry was not a (D). For explanation of terms, abbreviations, and data reliability/comparability, see introductory text]

NAICS code	Industry	Number of employees for week including March 12	Payroll (\$1,000)		Total number of establishments	Number of establishments by employment-size class								
			First quarter	Annual		1 to 4	5 to 9	10 to 19	20 to 49	50 to 99	100 to 249	250 to 499	500 to 999	1,000 or more
<b>STATEWIDE</b>														
	<b>Total .....</b>	<b>21 290</b>	<b>117 382</b>	<b>515 301</b>	<b>46</b>	<b>23</b>	<b>4</b>	<b>7</b>	<b>2</b>	<b>-</b>	<b>1</b>	<b>-</b>	<b>1</b>	<b>8</b>
21	Mining .....	(B)	(D)	(D)	5	3	-	1	1	-	-	-	-	-
22	Utilities .....	(A)	(D)	(D)	1	1	-	-	-	-	-	-	-	-
23	Construction .....	(G)	(D)	(D)	2	1	-	-	-	-	-	-	-	1
234	Heavy construction .....	(G)	(D)	(D)	2	1	-	-	-	-	-	-	-	1
2341	Highway, street, bridge & tunnel construction ...	(G)	(D)	(D)	1	-	-	-	-	-	-	-	-	1
23411	Highway & street construction .....	(G)	(D)	(D)	1	-	-	-	-	-	-	-	-	1
42	Wholesale trade .....	(A)	(D)	(D)	1	-	1	-	-	-	-	-	-	-
51	Information .....	(A)	(D)	(D)	3	2	-	1	-	-	-	-	-	-
52	Finance & insurance .....	162	1 637	6 642	14	8	2	3	-	-	1	-	-	-
524	Insurance carriers & related activities .....	(C)	(D)	(D)	3	1	-	1	-	-	1	-	-	-
5241	Insurance carriers .....	(C)	(D)	(D)	3	1	-	1	-	-	1	-	-	-
52412	Other direct insurance carriers .....	(C)	(D)	(D)	2	1	-	-	-	-	1	-	-	-
54	Professional, scientific & technical services .....	(B)	(D)	(D)	5	2	1	1	1	-	-	-	-	-
56	Admin, support, waste mgt, remediation services .....	19 511	103 691	460 617	13	4	-	1	-	-	-	-	1	7
561	Administrative & support services .....	19 511	103 691	460 617	13	4	-	1	-	-	-	-	1	7
5613	Employment services .....	(J)	(D)	(D)	8	-	-	1	-	-	-	-	1	6
56132	Temporary help services .....	(J)	(D)	(D)	4	-	-	1	-	-	-	-	-	3
56133	Employee leasing services .....	7 744	37 816	163 515	4	-	-	-	-	-	-	-	1	3
561330	Employee leasing services .....	7 744	37 816	163 515	4	-	-	-	-	-	-	-	1	3
5617	Services to buildings & dwellings .....	(G)	(D)	(D)	1	-	-	-	-	-	-	-	-	1
56173	Landscaping services .....	(G)	(D)	(D)	1	-	-	-	-	-	-	-	-	1
61	Educational services .....	(A)	(D)	(D)	1	1	-	-	-	-	-	-	-	-
62	Health care and social assistance .....	(A)	(D)	(D)	1	1	-	-	-	-	-	-	-	-

Note: Employment-size classes are indicated as follows: A—0 to 19; B—20 to 99; C—100 to 249; E—250 to 499; F—500 to 999; G—1,000 to 2,499; H—2,500 to 4,999; I—5,000 to 9,999; J—10,000 to 24,999; K—25,000 to 49,999; L—50,000 to 99,999; M—100,000 or more.

## **Description of Publications Issued in Previous Years**

### **1974 through 2001**

Data are provided for mid-March employment, first-quarter and annual payrolls, and establishments, by industry, for each county in the state and, in a separate report, for the United States. Data are included for every industry having a significant number of employees or establishments. Refer to General Explanation for a description of the types of employment covered.

### **1964 through 1973**

Data are provided for first-quarter reporting units, employment, and taxable payrolls for each county and metropolitan area in the state and, in a separate report, for the United States. Data are included for every industry having a significant number of employees or reporting units.

### **1959 and 1962**

Data are provided for first-quarter reporting units, employment, and taxable payrolls for each county in the state and, in a separate report, for the United States. Data are included for every industry having a significant number of employees or reporting units. Data are combined for some counties in eight states.

### **1956**

Data are provided for first-quarter reporting units, employment, and taxable payrolls for each county in the state and, in a separate report, for the United States. Data are included for SIC economic divisions, major groups, and selected three-digit SICs. Data are combined for some counties in eight states.

### **1949 and 1950**

Data are provided for first-quarter manufacturing establishments, employment, and taxable payrolls for each large county in the state and, in a separate report, for the United States. Data are included for manufacturing major industry groups and selected three-digit SICs. Manufacturing totals are included for small counties. Data are combined for some counties in eight states.

### **1947, 1948, 1951, and 1953**

Data are provided for first-quarter reporting units, employment, and taxable payrolls for each large county in the state and, in a separate report, for the United States. Data are included for SIC economic divisions, major groups, and selected three-digit SICs. Economic division totals are included for small counties. Data are combined for some counties in eight states.

### **1946**

Data are provided for first-quarter reporting units, employment, and taxable payrolls for each large county in the state and, in a separate report, for the United States. Data are included for SIC economic divisions and major groups. Economic division totals are included for small counties. Data are combined for some counties in eight states.

### **Availability**

The most recent edition of County Business Patterns can be examined on the Internet at [www.census.gov](http://www.census.gov). Editions prior to 1993 are available in depository libraries for Federal publications, which are conveniently located in all areas of the country.

For information on the coverage of individual series, write to Chief, Economic Planning and Coordination Division, U.S. Census Bureau, Washington, DC 20233.