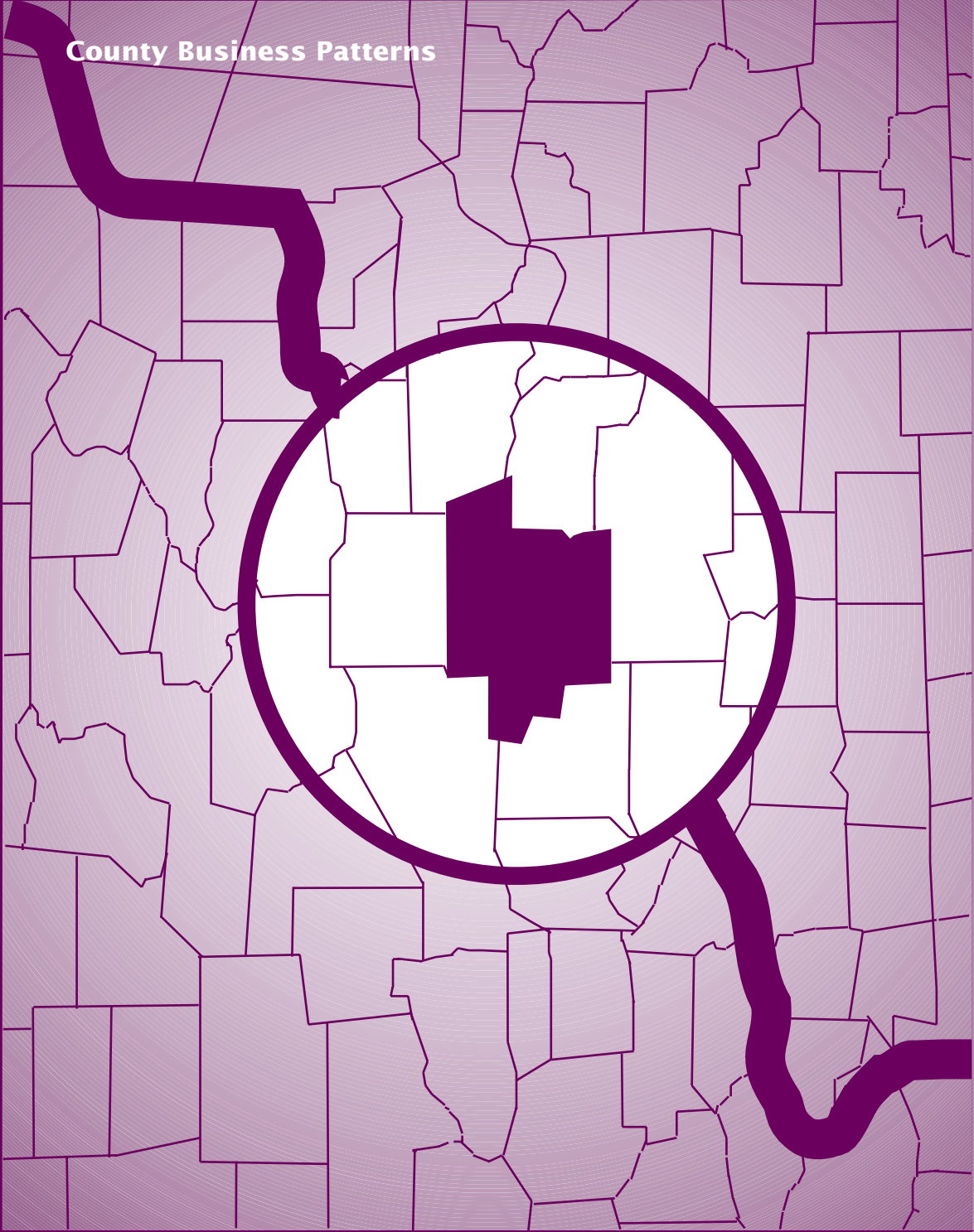


# Washington

# 1999

Issued April 2001

CBP/99-49



County Business Patterns

**USCENSUSBUREAU**  
*Helping You Make Informed Decisions*

U.S. Department of Commerce  
Economics and Statistics Administration  
U.S. CENSUS BUREAU



## ACKNOWLEDGMENTS

This report was prepared under the general direction of **Carl A. Konschnik**, Assistant Division Chief for Research and Methodology, Economic Planning and Coordination Division. **Paul Hanczaryk**, Chief, Register Analysis Branch, supervised the preparation of this report and was assisted by **Phil Thompson** and **Gerald Feuer**. **Kasey Dickenson**, **Yolanda Funderburk**, **Mary Green**, **Mary Hogan**, **Marilyn Italiano**, **Alan Pines**, and **Jon Youngman** contributed in resolving establishment processing problems and in data analysis.

Additional data analysis was provided by the staffs of **Lawrence A. Blum**, Assistant Division Chief for Collection Activities, Economic Planning and Coordination Division, assisted by **David Eade**; and **Carlene Bottorff**, Chief, Economic Projects Branch, National Processing Center, assisted by **Marsha Sowders** and **Anita Coomes**. Statistical methodology and quality assurance operations were performed by **Ken Sausman**, **Michael Kornbau**, **Thomas Cevis**, and **Roberta Custard**.

**Steven McCraith**, Chief, Census Related Surveys Branch, Economic Statistical Methods and Programming Division, assisted

by **Dan Vacca**, supervised computer support operations. **Ed Carr** was assigned primary responsibility for programming this report. **Jerry Richards** provided additional support for computer operations.

**David Chapman** of the Economic Statistical Methods and Programming Division contributed to the editing system and provided other methodological improvements.

**Kim D. Ottenstein**, **Bernadette J. Gayle**, and **Laurene V. Qualls** of the Administrative and Customer Services Division, **Walter C. Odom**, Chief, provided publications and printing management, graphics design and composition, and editorial review for print and electronic media. General direction and production management were provided by **Michael G. Garland**, Assistant Chief, and **Gary J. Lauffer**, Chief, Publications Services Branch.

Special acknowledgment is also due the many businesses whose cooperation has contributed to the publication of these data.

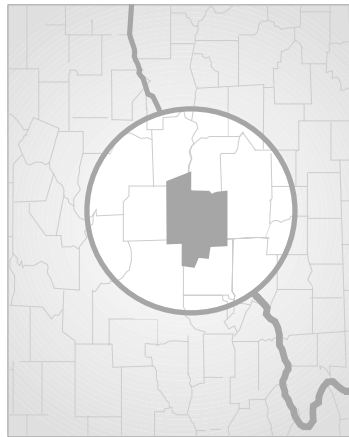
---

# Washington 1999

Issued April 2001

CBP/99-49

## County Business Patterns



**U.S. Department of Commerce**  
**Donald L. Evans,**  
Secretary

**Economics  
and Statistics  
Administration**  
**J. Lee Price,**  
Acting Under Secretary for  
Economic Affairs

**U.S. CENSUS BUREAU**  
**William G. Barron, Jr.,**  
Acting Director

---

SUGGESTED CITATION

U.S. Census Bureau,  
County Business Patterns 1999

**WASHINGTON**

Washington, DC, 2000



**Economics  
and Statistics  
Administration**

**J. Lee Price,**  
Acting Under Secretary  
for Economic Affairs



**U.S. CENSUS BUREAU**

**William G. Barron, Jr.,**  
Acting Director

**William G. Barron, Jr.,**  
Deputy Director

**Paula J. Schneider,**  
Principal Associate Director  
for Programs

**Frederick T. Knickerbocker,**  
Associate Director  
for Economic Programs

**Thomas L. Mesenbourg,**  
Assistant Director  
for Economic Programs

**Shirin A. Ahmed,**  
Chief, Economic  
Planning and Coordination  
Division

## CONTENTS

---

### GENERAL EXPLANATION

Introduction .....	V
Industry Classifications .....	V
Data Products .....	V
Sources of Data .....	VI
Definitions of Basic Data Items .....	VI
Industry and Geography Classifications .....	VII
Comparability With Other Data .....	VII
Data Withheld From Publication .....	VII
Reliability of Data .....	VII
Abbreviations and Symbols .....	VII
State Map .....	IX

### TABLES

1. The State—Establishments, Employees, and Payroll by Major Group: 1999 and 1998 .....	1
2. The State—Employees, Payroll, and Establishments by Industry: 1999 .....	3
3. The State—Employees and Annual Payroll by Employment-Size Class: 1999 .....	31
4. The State—Establishments With 1,000 Employees or More by Major Group and Employment-Size Class: 1999 .....	36
5. The State—Employees, Payroll, and Establishments by County: 1999 and 1998 .....	37
6. Counties—Employees, Payroll, and Establishments by Industry: 1999 .....	38

Description of Pubs Issued in Previous Years—Inside Back Cover

# General Explanation

---

## INTRODUCTION

County Business Patterns is an annual series that provides subnational economic data by industry. The series is useful for studying the economic activity of small areas; analyzing economic changes over time; and as a benchmark for statistical series, surveys, and databases between economic censuses. Businesses use the data for analyzing market potential, measuring the effectiveness of sales and advertising programs, setting sales quotas, and developing budgets. Government agencies use the data for administration and planning.

County Business Patterns covers most of the country's economic activity. The series excludes data on self-employed individuals, employees of private households, railroad employees, agricultural production employees, and most government employees.

This series has been published annually since 1964 and at irregular intervals dating back to 1946. The comparability of data over time may be affected by definitional changes in establishments, activity status, and industrial classifications. For more details on these changes, see the section "Comparability With Other Data."

## INDUSTRY CLASSIFICATIONS

Data from the County Business Patterns series are published primarily on the basis of the North American Industry Classification System (NAICS). Earlier County Business Patterns data were published according to the Standard Industrial Classification (SIC) system. While many of the individual NAICS industries correspond directly to industries as defined under the SIC system, most of the aggregate NAICS groupings do not.

Particular care should be taken in comparing data for retail trade, wholesale trade, and manufacturing, which are sector titles used in both NAICS and SIC, but cover somewhat different groups of industries. For more information on NAICS and changes from the SIC system, go to [www.census.gov/epcd/www/naics.html](http://www.census.gov/epcd/www/naics.html)

The 1999 County Business Patterns series includes the following NAICS sectors:

<i>Sector</i>	<i>Description</i>
11	Forestry, Fishing, Hunting, and Agriculture Support
21	Mining
22	Utilities
23	Construction

<i>Sector</i>	<i>Description</i>
31-33	Manufacturing
42	Wholesale Trade
44-45	Retail Trade
48-49	Transportation and Warehousing
51	Information
52	Finance and Insurance
53	Real Estate and Rental and Leasing
54	Professional, Scientific, and Technical Services
55	Management of Companies and Enterprises
56	Administrative and Support and Waste Management and Remediation Services
61	Educational Services
62	Health Care and Social Assistance
71	Arts, Entertainment, and Recreation
72	Accommodation and Food Services
81	Other Services (except Public Administration)
95	Auxiliaries (except corporate, subsidiary, and regional management)
99	Unclassified

County Business Patterns data are tabulated by industry as defined in the manual entitled *North American Industry Classification System: United States, 1997* with some exceptions. Data for auxiliary establishments (except corporate, subsidiary, and regional managing offices) will be tabulated in a separate category (Sector 95).

The 1999 County Business Patterns covers all NAICS industries except crop and animal production (NAICS 111,112), rail transportation (NAICS 482), National Postal Service (NAICS 491), pension, health, welfare, and vacation funds (NAICS 525110, 525120, 525190), trusts, estates, and agency accounts (NAICS 525920), private households (NAICS 814), and public administration (NAICS 92).

## DATA PRODUCTS

### Reports

The County Business Patterns data series includes a separate printed report for each state, the District of Columbia, Puerto Rico, and the United States. Individual state reports present payroll and employment data for the state and counties by industry. The reports also include the number of establishments by industry and employment size class.

---

The United States report presents similar data for the country as a whole. In addition, the U.S. report provides employment and payroll data by employment size class for major industry groups.

Data for industries with fewer than 100 employees, as well as data for detailed industries withheld to avoid disclosing data for individual companies, are not shown in the printed reports. However, these data are available on CD-ROM and other computer products.

### **Electronic Data Formats**

County Business Patterns series data are available on CD-ROM, computer tapes and diskettes. The CD-ROM also includes software for creating County Business Patterns data files compatible with popular database and spreadsheet software. In addition, ZIP Code Business Patterns data are available on CD-ROM and are available shortly after the release of County Business Patterns, and include the number of establishments by NAICS industry.

Publications also are available in Portable Document Format (PDF) at [www.census.gov/prod/www/abs/cbptotal.html](http://www.census.gov/prod/www/abs/cbptotal.html). In order to view these files, you will need the Adobe(R) Acrobat(R) Reader, which is available for free from the Adobe web site at [www.adobe.com](http://www.adobe.com). Alternatively, the Census Bureau will print the publication, give it a glue binding, and ship it to you for a fee.

For information and options to order County Business Patterns data products, contact:

Customer Services Center  
Marketing Services Office  
U.S. Census Bureau  
Washington, DC 20233

Telephone: 301-457-4100  
Internet address: [www.census.gov/](http://www.census.gov/)

### **Special Tabulations**

Special tabulations of County Business Patterns are available on a cost-reimbursable basis. For more information, contact:

U.S. Census Bureau  
Economic Planning and Coordination Division  
Register Analysis Branch  
Washington, DC 20233

Telephone: 301-457-2580  
Fax: 301-457-4433  
E-mail: [cbp@census.gov](mailto:cbp@census.gov)

### **SOURCES OF DATA**

County Business Patterns basic data items are extracted from the Standard Statistical Establishment List, a file of all known single and multiestablishment employer companies maintained and updated by the U.S. Census Bureau. The annual Company Organization Survey provides individual

establishment data for multiestablishment companies. Data for single-establishment companies are obtained from various Census Bureau programs, such as the Annual Survey of Manufactures and Current Business Surveys, as well as from administrative records of the Internal Revenue Service, the Social Security Administration, and the Bureau of Labor Statistics.

### **DEFINITIONS OF BASIC DATA ITEMS**

#### **Establishments**

An establishment is a single physical location at which business is conducted or services or industrial operations are performed. It is not necessarily identical with a company or enterprise, which may consist of one or more establishments. When two or more activities are carried on at a single location under a single ownership, all activities generally are grouped together as a single establishment. The entire establishment is classified on the basis of its major activity and all data are included in that classification.

Establishment-size designations are determined by paid employment in the mid-March pay period. The size group "1 to 4" includes establishments that did not report any paid employees in the mid-March pay period but paid wages to at least one employee at some time during the year.

Establishment counts represent the number of locations with paid employees any time during the year. This series excludes governmental establishments except for wholesale liquor establishments (NAICS 4228), retail liquor stores (NAICS 44531), Federally-chartered savings institutions (NAICS 522120), Federally-chartered credit unions (NAICS 522130), and hospitals (NAICS 622).

#### **Payroll**

Total payroll includes all forms of compensation, such as salaries, wages, reported tips, commissions, bonuses, vacation allowances, sick-leave pay, employee contributions to qualified pension plans, and the value of taxable fringe benefits. For corporations, it includes amounts paid to officers and executives; for unincorporated businesses, it does not include profit or other compensation of proprietors or partners. Payroll is reported before deductions for Social Security, income tax, insurance, union dues, etc. First-quarter payroll consists of payroll during the January-to-March quarter.

#### **Mid-March Employment**

Paid employment consists of full- and part-time employees, including salaried officers and executives of corporations, who are on the payroll in the pay period including March 12. Included are employees on paid sick leave, holidays, and vacations; not included are proprietors and partners of unincorporated businesses.

---

## INDUSTRY AND GEOGRAPHY CLASSIFICATIONS

The quinquennial economic censuses are the primary source for industry and geography classifications. The annual Company Organization Survey, Annual Survey of Manufactures, Current Business Surveys, and other Census Bureau programs provide regular updates.

### Industry Classification

Additional sources for assigning industry classifications are the Social Security Administration, the Internal Revenue Service, and the Bureau of Labor Statistics. These sources provide industry classification information for new businesses and businesses not canvassed in the Census Bureau programs. Establishments without sufficient industry information are tabulated in the “unclassified establishments” group.

Industry classifications are explained in an appendix in the U.S. Summary. The industry titles used throughout this series are the short NAICS titles; complete descriptions are contained in the manual entitled *North American Industry Classification System: United States, 1997*.

### Geography Classification

Most geography codes are derived from the physical location address reported in Census Bureau programs. The Internal Revenue Service provides supplemental address information. Those employers without a fixed location within a state (or of unknown county location) are included under a “statewide” classification at the end of the county tables. This incomplete detail causes only slight understatement of county employment. The independent cities in Virginia, and the cities of Baltimore, MD; Carson City, NV; and St. Louis, MO, are treated as separate counties.

## COMPARABILITY WITH OTHER DATA

### Earlier County Business Patterns

The comparability of data with previous County Business Patterns series may be affected by the following definitional changes:

- The change from a “reporting unit” concept to establishment based data in 1974
- The change in definition of “active” establishments in 1983
- The change in industrial classification definitions, the most recent occurring in 1998

A description of previous County Business Patterns publications is provided on the inside back cover.

### 1997 Economic Census

Definitional and coverage differences may affect the direct comparison of 1997 Economic Census and County Business Patterns data. Definitions of an establishment, employment, and payroll are detailed in the introductory text of each publication.

The 1997 Economic Census generally uses respondent-reported data. The County Business Patterns uses administrative record data for small establishments. Although efforts are made to resolve significant differences in the data, differences are known to exist.

Some large companies report different activities at the same location as separate profit centers. The County Business Patterns program treats each profit center as a separate establishment. The 1997 Economic Census may combine the profit centers into one establishment. This results in establishment count differences.

## DATA WITHHELD FROM PUBLICATION

In accordance with U.S. Code, Title 13, Section 9, no data are published that would disclose the operations of an individual employer. However, the number of establishments in an industry classification and the distribution of these establishments by employment-size class are not considered to be disclosures, and so this information may be released even though other information is withheld from publications.

## RELIABILITY OF DATA

All data are tabulated from universe files and are not subject to sampling errors. However, the data are subject to nonsampling errors. Nonsampling errors can be attributed to many sources: inability to identify all cases in the universe; definition and classification difficulties; differences in interpretation of questions; errors in recording or coding the data obtained; and estimation of employers who reported too late to be included in the tabulations and for records with missing or misreported data.

The accuracy of the data is determined by the joint effects of the various nonsampling errors. No direct measurement of these effects has been obtained; however, precautionary steps were taken in all phases of collection, processing, and tabulation to minimize the effects of nonsampling errors.

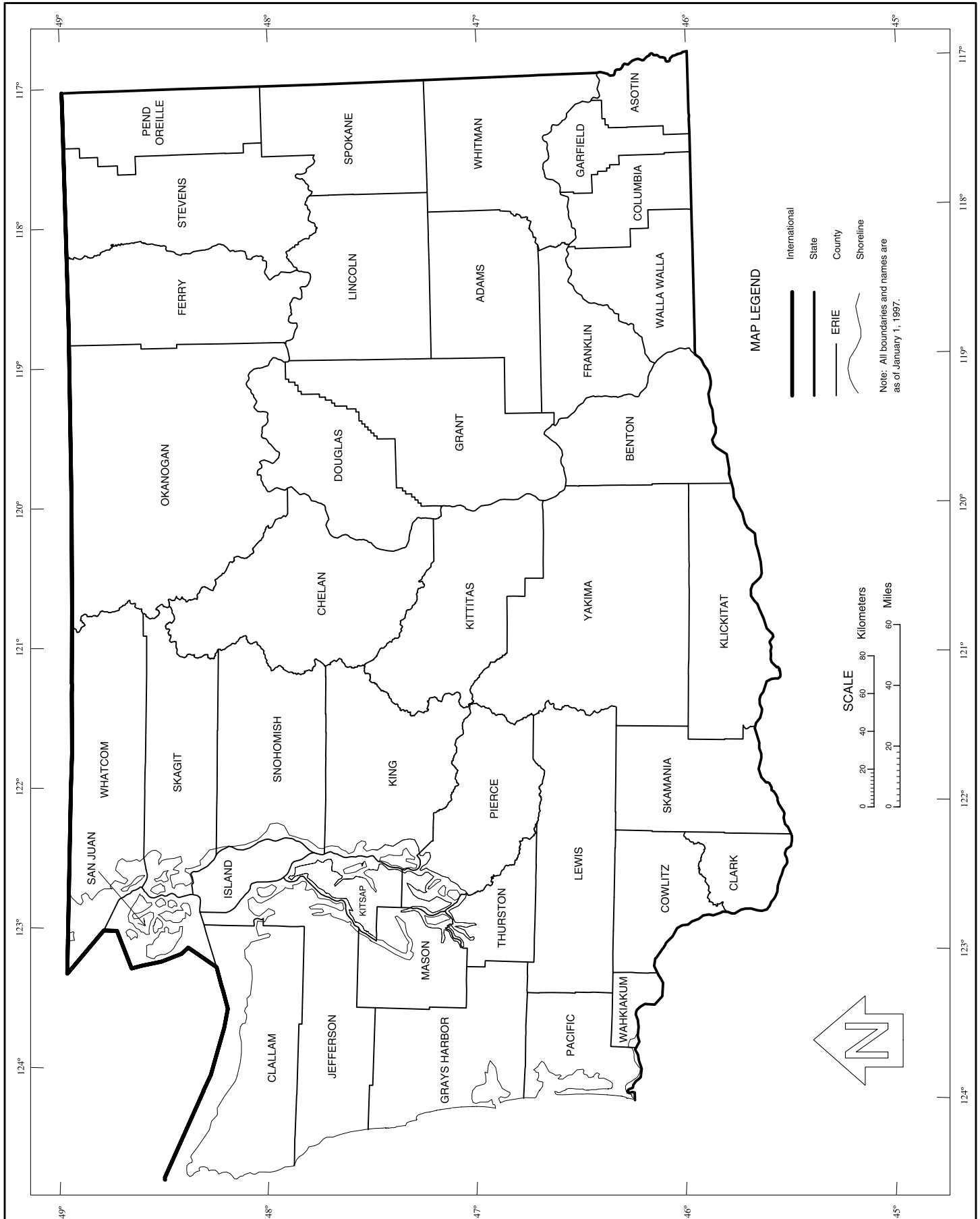
## ABBREVIATIONS AND SYMBOLS

The following abbreviations and symbols are used in this publication:

–	Represents zero.
A-C, E-M	Entered in place of employment data, represents an employment-size class as defined in the footnote of the tables.
(D)	Withheld to avoid disclosing data for individual companies; data are included in broader industry totals.
n.e.c.	Not elsewhere classified.
NAICS	North American Industry Classification System.



# County Business Patterns--Washington



**Table 1. The State—Establishments, Employees, and Payroll by Major Group: 1999 and 1998**

[Excludes most government employees, railroad employees, and self-employed persons. (D) denotes figures withheld to avoid disclosing data for individual companies; the data are included in broader industry totals. For explanation of terms, abbreviations, and data reliability/comparability, see introductory text]

NAICS code	Major group	1999				1998			
		Number of establishments	Number of employees for week including March 12	Payroll (\$1,000)		Number of establishments	Number of employees for week including March 12	Payroll (\$1,000)	
				First quarter	Annual			First quarter	Annual
	<b>Total .....</b>	<b>162 932</b>	<b>2 209 129</b>	<b>18 348 385</b>	<b>78 711 159</b>	<b>161 473</b>	<b>2 134 598</b>	<b>17 196 647</b>	<b>73 268 188</b>
<b>11</b>	<b>Forestry, fishing, hunting, and agriculture support .....</b>	<b>1 853</b>	<b>17 617</b>	<b>115 970</b>	<b>538 257</b>	<b>1 910</b>	<b>17 404</b>	<b>123 512</b>	<b>537 783</b>
113	Forestry and logging .....	940	7 395	57 244	269 461	986	7 413	57 929	259 156
114	Fishing, hunting & trapping .....	443	2 583	24 283	112 587	455	2 286	25 709	111 509
115	Agriculture & forestry support activities .....	470	7 639	34 443	156 209	469	7 705	39 874	167 118
<b>21</b>	<b>Mining .....</b>	<b>182</b>	<b>3 064</b>	<b>34 646</b>	<b>141 544</b>	<b>179</b>	<b>3 108</b>	<b>32 821</b>	<b>129 466</b>
211	Oil & gas extraction .....	11	206	3 303	12 736	6	28	369	1 381
212	Mining (except oil & gas) .....	132	2 563	27 580	112 771	133	2 912	30 130	117 007
213	Mining support activities .....	39	295	3 763	16 037	40	168	2 322	11 078
<b>22</b>	<b>Utilities .....</b>	<b>315</b>	<b>6 210</b>	<b>81 803</b>	<b>331 194</b>	<b>331</b>	<b>6 490</b>	<b>82 059</b>	<b>356 750</b>
221	Utilities .....	315	6 210	81 803	331 194	331	6 490	82 059	356 750
<b>23</b>	<b>Construction .....</b>	<b>21 352</b>	<b>151 336</b>	<b>1 191 113</b>	<b>5 753 610</b>	<b>21 432</b>	<b>143 168</b>	<b>1 078 032</b>	<b>5 224 593</b>
233	Building, developing & general contracting .....	8 252	45 040	353 078	1 679 715	8 324	42 071	320 517	1 525 766
234	Heavy construction .....	1 137	18 672	174 559	960 132	1 200	19 011	170 574	912 580
235	Special trade contractors .....	11 963	87 624	663 476	3 113 763	11 908	82 086	586 761	2 786 247
<b>31-33</b>	<b>Manufacturing .....</b>	<b>7 741</b>	<b>331 206</b>	<b>3 383 720</b>	<b>14 036 573</b>	<b>7 870</b>	<b>335 467</b>	<b>3 294 896</b>	<b>13 655 822</b>
311	Food mfg .....	752	33 953	228 407	1 022 604	781	33 617	206 802	943 593
312	Beverage & tobacco product mfg .....	105	3 500	25 959	106 622	97	3 340	23 079	97 367
313	Textile mills .....	51	936	8 045	33 846	49	(F)	(D)	(D)
314	Textile product mills .....	160	1 614	9 258	41 123	160	1 762	9 409	39 485
315	Apparel manufacturing .....	197	4 180	18 745	88 153	192	5 174	22 116	101 237
316	Leather & allied product mfg .....	28	345	1 871	8 091	32	(F)	(D)	(D)
321	Wood product mfg .....	561	21 829	161 472	700 356	575	21 411	158 345	656 645
322	Paper mfg .....	109	13 946	167 010	703 427	116	14 554	178 711	723 673
323	Printing & related support activities .....	818	11 472	87 160	371 917	833	11 136	82 039	353 851
324	Petroleum & coal products mfg .....	29	2 079	28 776	133 966	27	27 589	117 045	
325	Chemical mfg .....	231	4 850	60 591	229 233	246	5 320	63 254	261 016
326	Plastics & rubber products mfg .....	263	11 844	82 876	370 820	266	11 915	82 527	352 733
327	Nonmetallic mineral product mfg .....	359	8 048	63 498	292 321	338	7 802	59 675	271 625
331	Primary metal mfg .....	107	12 394	127 991	537 450	98	13 088	144 974	557 852
332	Fabricated metal product mfg .....	1 210	23 136	184 615	804 532	1 249	22 585	174 162	774 684
333	Machinery mfg .....	464	13 771	124 916	558 957	484	14 225	124 977	535 528
334	Computer & electronic product mfg .....	427	45 223	622 097	2 395 543	430	47 720	623 592	2 465 285
335	Electrical equip, appliance & component mfg .....	110	3 437	28 085	131 776	112	3 691	29 119	131 162
336	Transportation equipment mfg .....	449	95 893	1 227 062	4 953 527	470	96 216	1 151 227	4 694 423
337	Furniture & related product mfg .....	466	8 070	50 566	226 416	465	7 453	46 367	207 542
339	Miscellaneous mfg .....	845	10 686	74 720	325 893	850	10 785	75 794	323 985
<b>42</b>	<b>Wholesale trade .....</b>	<b>9 988</b>	<b>122 406</b>	<b>1 170 536</b>	<b>4 951 201</b>	<b>10 163</b>	<b>120 196</b>	<b>1 110 701</b>	<b>4 704 938</b>
421	Wholesale trade, durable goods .....	6 456	68 747	702 287	3 012 404	6 553	68 834	678 930	2 850 609
422	Wholesale trade, nondurable goods .....	3 532	53 659	468 249	1 938 797	3 610	51 362	431 771	1 854 329
<b>44-45</b>	<b>Retail trade .....</b>	<b>22 582</b>	<b>302 828</b>	<b>1 542 767</b>	<b>6 681 229</b>	<b>22 739</b>	<b>288 387</b>	<b>1 395 809</b>	<b>6 107 356</b>
441	Motor vehicle & parts dealers .....	2 727	40 039	321 436	1 411 457	2 757	38 803	291 665	1 301 661
442	Furniture & home furnishing stores .....	1 418	11 539	62 619	276 855	1 448	10 718	55 775	250 896
443	Electronics & appliance stores .....	1 030	8 209	51 402	234 238	1 026	7 711	49 790	215 503
444	Bldg material & garden equip & supp dealers .....	2 058	27 537	170 006	746 964	2 028	26 388	162 027	702 245
445	Food & beverage stores .....	2 856	56 399	265 025	1 118 320	2 755	55 436	267 540	1 112 199
446	Health & personal care stores .....	1 540	14 691	75 007	319 189	1 590	16 630	72 079	288 603
447	Gasoline stations .....	2 064	16 593	52 718	227 854	2 118	16 698	52 434	223 350
448	Clothing & clothing accessories stores .....	2 472	23 170	85 234	365 810	2 495	23 013	84 026	348 913
451	Sporting goods, hobby, book & music stores .....	1 791	16 715	55 253	237 668	1 899	16 330	53 121	224 431
452	General merchandise stores .....	525	47 085	184 283	829 479	502	46 964	174 881	760 876
453	Miscellaneous store retailers .....	3 146	20 971	72 796	317 911	3 223	20 511	68 429	298 351
454	Nonstore retailers .....	955	19 880	146 988	595 484	898	9 192	63 442	380 328
<b>48-49</b>	<b>Transportation &amp; warehousing .....</b>	<b>4 120</b>	<b>77 885</b>	<b>642 604</b>	<b>2 728 936</b>	<b>4 204</b>	<b>75 460</b>	<b>618 317</b>	<b>2 600 779</b>
481	Air transportation .....	136	14 374	155 190	602 909	146	13 292	142 209	573 830
483	Water transportation .....	98	4 424	52 250	223 194	103	4 485	52 449	211 747
484	Truck transportation .....	2 254	24 573	177 317	802 879	2 280	23 815	165 610	757 629
485	Transit & ground passenger transportation .....	179	4 505	18 255	79 395	174	4 029	15 756	68 243
486	Pipeline transportation .....	14	268	4 567	16 611	11	193	3 545	12 108
487	Scenic & sightseeing transportation .....	60	661	3 480	23 291	71	926	4 362	25 506
488	Transportation support activities .....	953	14 230	135 930	573 650	976	14 720	142 156	568 932
492	Couriers & messengers .....	254	11 164	71 539	306 273	255	10 380	67 475	279 385
493	Warehousing & storage .....	172	3 686	24 076	100 734	188	3 620	24 755	103 399
<b>51</b>	<b>Information .....</b>	<b>2 844</b>	<b>71 134</b>	<b>1 174 688</b>	<b>5 104 115</b>	<b>2 674</b>	<b>67 312</b>	<b>1 108 697</b>	<b>4 514 573</b>
511	Publishing industries .....	869	27 011	614 505	2 825 544	887	25 215	583 902	2 575 893
512	Motion picture & sound recording industries .....	407	4 924	19 806	89 278	423	4 114	17 126	81 372
513	Broadcasting & telecommunications .....	1 117	32 895	464 955	1 795 911	1 030	33 494	464 200	1 675 070
514	Information & data processing services .....	451	6 304	75 422	393 382	334	4 489	43 469	182 238
<b>52</b>	<b>Finance &amp; insurance .....</b>	<b>8 894</b>	<b>98 832</b>	<b>1 146 178</b>	<b>4 446 563</b>	<b>8 624</b>	<b>96 128</b>	<b>1 077 588</b>	<b>4 272 989</b>
521	Monetary authorities - central bank .....	1	(C)	(D)	(D)	1	(C)	(D)	(D)
522	Credit intermediation & related activities .....	3 821	50 435	518 304	1 954 782	3 692	47 086	452 257	1 902 479
523	Security, commodity contracts & like activity .....	1 400	9 836	231 493	874 460	1 333	9 537	201 066	755 569
524	Insurance carriers & related activities .....	3 634	38 173	391 583	1 599 691	3 546	39 017	419 267	1 595 211
525	Funds, trusts, & other financial vehicles (part) .....	38	(C)	(D)	(D)	52	(E)	(D)	(D)
<b>53</b>	<b>Real estate &amp; rental &amp; leasing .....</b>	<b>7 836</b>	<b>48 884</b>	<b>292 268</b>	<b>1 280 275</b>	<b>7 749</b>	<b>45 054</b>	<b>250 935</b>	<b>1 127 821</b>
531	Real estate .....	6 417	34 145	205 007	887 896	6 318	31 432	177 327	804 315
532	Rental & leasing services .....	1 393	14 515	84 440	377 182	1 403	13 299	71 444	310 574
533	Lessors of other nonfinancial intangible asset .....	28	224	2 821	15 197	28	323	2 164	12 932

Note: Employment-size classes are indicated as follows: A—0 to 19; B—20 to 99; C—100 to 249; E—250 to 499; F—500 to 999; G—1,000 to 2,499; H—2,500 to 4,999; I—5,000 to 9,999; J—10,000 to 24,999; K—25,000 to 49,999; L—50,000 to 99,999; M—100,000 or more.

**Table 1. The State—Establishments, Employees, and Payroll by Major Group: 1999 and 1998—Con.**

[Excludes most government employees, railroad employees, and self-employed persons. (D) denotes figures withheld to avoid disclosing data for individual companies; the data are included in broader industry totals. For explanation of terms, abbreviations, and data reliability/comparability, see introductory text]

NAICS code	Major group	1999				1998			
		Number of establishments	Number of employees for week including March 12	Payroll (\$1,000)		Number of establishments	Number of employees for week including March 12	Payroll (\$1,000)	
				First quarter	Annual			First quarter	Annual
<b>54</b>	<b>Professional, scientific &amp; technical services</b> .....	<b>15 628</b>	<b>127 011</b>	<b>1 292 471</b>	<b>5 812 892</b>	<b>15 269</b>	<b>117 463</b>	<b>1 132 822</b>	<b>5 122 866</b>
541	Professional, scientific & technical services .....	15 628	127 011	1 292 471	5 812 892	15 269	117 463	1 132 822	5 122 866
<b>55</b>	<b>Management of companies &amp; enterprises</b> .....	<b>888</b>	<b>59 762</b>	<b>2 151 672</b>	<b>8 801 612</b>	<b>844</b>	<b>53 616</b>	<b>1 996 169</b>	<b>8 167 465</b>
551	Management of companies & enterprises .....	888	59 762	2 151 672	8 801 612	844	53 616	1 996 169	8 167 465
<b>56</b>	<b>Admin, support, waste mgt, remediation services</b> .....	<b>7 903</b>	<b>126 213</b>	<b>744 483</b>	<b>3 349 530</b>	<b>8 036</b>	<b>116 150</b>	<b>691 127</b>	<b>2 992 866</b>
561	Administrative & support services .....	7 559	116 488	645 191	2 908 372	7 677	106 004	587 225	2 564 214
562	Waste management & remediation services .....	344	9 725	99 292	441 158	359	10 146	103 902	428 652
<b>61</b>	<b>Educational services</b> .....	<b>1 733</b>	<b>36 162</b>	<b>158 769</b>	<b>654 583</b>	<b>1 735</b>	<b>34 248</b>	<b>146 622</b>	<b>604 783</b>
611	Educational services .....	1 733	36 162	158 769	654 583	1 735	34 248	146 622	604 783
<b>62</b>	<b>Health care and social assistance</b> .....	<b>15 194</b>	<b>272 604</b>	<b>1 888 021</b>	<b>8 233 063</b>	<b>15 183</b>	<b>269 465</b>	<b>1 815 134</b>	<b>7 767 349</b>
621	Ambulatory health care services .....	9 797	99 376	804 754	3 623 504	9 756	96 620	740 164	3 366 356
622	Hospitals .....	123	82 630	705 815	3 011 434	124	81 834	710 529	2 893 201
623	Nursing & residential care facilities .....	1 609	48 649	218 691	920 075	1 625	49 647	214 747	879 630
624	Social assistance .....	3 665	41 949	158 761	678 050	3 678	41 364	149 694	628 162
<b>71</b>	<b>Arts, entertainment &amp; recreation</b> .....	<b>2 288</b>	<b>40 221</b>	<b>194 283</b>	<b>875 320</b>	<b>2 332</b>	<b>36 676</b>	<b>180 213</b>	<b>798 761</b>
711	Performing arts, spectator sports & related industries .....	635	6 478	67 947	326 286	655	6 088	72 252	324 079
712	Museums, historical sites & like institutions .....	129	1 623	7 642	34 570	133	1 542	6 866	30 291
713	Amusement, gambling & recreation industries .....	1 524	32 120	118 694	514 464	1 544	29 046	101 095	444 391
<b>72</b>	<b>Accommodation &amp; food services</b> .....	<b>13 051</b>	<b>198 114</b>	<b>533 921</b>	<b>2 355 678</b>	<b>13 183</b>	<b>195 249</b>	<b>493 038</b>	<b>2 165 493</b>
721	Accommodation .....	1 507	26 595	93 945	425 749	1 539	26 059	88 261	396 202
722	Food services & drinking places .....	11 544	171 519	439 976	1 929 929	11 644	169 190	404 777	1 769 291
<b>81</b>	<b>Other services (except public administration)</b> .....	<b>15 223</b>	<b>103 190</b>	<b>487 444</b>	<b>2 098 019</b>	<b>15 353</b>	<b>100 652</b>	<b>453 508</b>	<b>1 942 337</b>
811	Repair & maintenance .....	5 237	28 406	183 366	798 697	5 359	27 944	170 063	739 384
812	Personal & laundry services .....	3 884	23 738	96 750	419 771	3 906	23 121	91 478	397 867
813	Religious, grantmaking, civic, prof & like organizations .....	6 102	51 046	207 328	879 551	6 088	49 587	191 967	805 086
<b>95</b>	<b>Auxiliaries (exc corporate, subsidiary &amp; regional mgt)</b> .....	<b>286</b>	<b>12 593</b>	<b>114 431</b>	<b>474 710</b>	<b>290</b>	<b>11 420</b>	<b>110 096</b>	<b>447 041</b>
<b>99</b>	<b>Unclassified establishments</b> .....	<b>3 031</b>	<b>1 857</b>	<b>6 597</b>	<b>62 255</b>	<b>1 373</b>	<b>1 485</b>	<b>4 551</b>	<b>26 357</b>

Note: Employment-size classes are indicated as follows: A—0 to 19; B—20 to 99; C—100 to 249; E—250 to 499; F—500 to 999; G—1,000 to 2,499; H—2,500 to 4,999; I—5,000 to 9,999; J—10,000 to 24,999; K—25,000 to 49,999; L—50,000 to 99,999; M—100,000 or more.

**Table 2. The State—Employees, Payroll, and Establishments by Industry: 1999**

[Excludes most government employees, railroad employees, and self-employed persons. Size class 1 to 4 includes establishments with payroll, but no employees, during mid-March pay period. (D) denotes figures withheld to avoid disclosing data for individual companies; the data are included in broader industry totals. For explanation of terms, abbreviations, and data reliability/comparability, see introductory text]

NAICS code	Industry	Number of employees for week including March 12	Payroll (\$1,000)		Total number of establishments	Number of establishments by employment-size class									
			First quarter	Annual		1 to 4	5 to 9	10 to 19	20 to 49	50 to 99	100 to 249	250 to 499	500 to 999	1,000 or more	
	<b>Total</b> .....	<b>2 209 129</b>	<b>18 348 385</b>	<b>78 711 159</b>	<b>162 932</b>	<b>91 838</b>	<b>30 757</b>	<b>20 269</b>	<b>12 869</b>	<b>4 141</b>	<b>2 269</b>	<b>518</b>	<b>176</b>	<b>95</b>	
<b>11</b>	<b>Forestry, fishing, hunting, and agriculture support</b> .....	<b>17 617</b>	<b>115 970</b>	<b>538 257</b>	<b>1 853</b>	<b>1 255</b>	<b>267</b>	<b>166</b>	<b>92</b>	<b>43</b>	<b>20</b>	<b>8</b>	<b>2</b>	<b>-</b>	
113	Forestry and logging .....	7 395	57 244	269 461	940	571	181	116	51	15	3	2	1	-	
1131	Timber tract operations .....	187	1 232	4 730	24	13	6	3	1	1	-	-	-	-	
11311	Timber tract operations .....	187	1 232	4 730	24	13	6	3	1	1	-	-	-	-	
113110	Timber tract operations .....	187	1 232	4 730	24	13	6	3	1	1	-	-	-	-	
1132	Forest nurseries & gathering forest products .....	33	301	1 597	8	5	2	1	-	-	-	-	-	-	
11321	Forest nurseries & gathering forest products .....	33	301	1 597	8	5	2	1	-	-	-	-	-	-	
113210	Forest nurseries & gathering forest products .....	33	301	1 597	8	5	2	1	-	-	-	-	-	-	
1133	Logging .....	7 175	55 711	263 134	908	553	173	112	50	14	3	2	1	-	
11331	Logging .....	7 175	55 711	263 134	908	553	173	112	50	14	3	2	1	-	
113310	Logging .....	7 175	55 711	263 134	908	553	173	112	50	14	3	2	1	-	
114	Fishing, hunting & trapping .....	2 583	24 283	112 587	443	381	15	15	18	7	6	1	-	-	
1141	Fishing .....	(H)	(D)	(D)	436	374	15	15	18	7	6	1	-	-	
11411	Fishing .....	(H)	(D)	(D)	436	374	15	15	18	7	6	1	-	-	
114111	Finfish fishing .....	2 195	21 380	93 786	307	265	5	10	14	6	6	1	-	-	
114112	Shellfish fishing .....	(E)	(D)	(D)	128	108	10	5	4	1	-	-	-	-	
114119	Other marine fishing .....	(A)	(D)	(D)	1	1	-	-	-	-	-	-	-	-	
1142	Hunting & trapping .....	(A)	(D)	(D)	7	7	-	-	-	-	-	-	-	-	
11421	Hunting & trapping .....	(A)	(D)	(D)	7	7	-	-	-	-	-	-	-	-	
114210	Hunting & trapping .....	(A)	(D)	(D)	7	7	-	-	-	-	-	-	-	-	
115	Agriculture & forestry support activities .....	7 639	34 443	156 209	470	303	71	35	23	21	11	5	1	-	
1151	Crop production support activities .....	6 266	27 816	125 058	237	135	39	18	15	13	11	5	1	-	
11511	Crop production support activities .....	6 266	27 816	125 058	237	135	39	18	15	13	11	5	1	-	
115111	Cotton ginning .....	(B)	(D)	(D)	4	3	-	-	-	1	-	-	-	-	
115112	Soil preparation, planting, & cultivating .....	520	3 407	15 634	123	89	23	6	4	1	-	-	-	-	
115113	Crop harvesting, primarily by machine .....	62	292	1 600	13	9	1	2	1	-	-	-	-	-	
115114	Postharvest crop activities (exc ginning) .....	5 472	23 430	104 661	70	17	9	7	9	11	11	5	1	-	
115115	Farm labor contractors & crew leaders .....	(B)	(D)	(D)	14	9	3	1	1	-	-	-	-	-	
115116	Farm management services .....	58	243	1 425	13	8	3	2	-	-	-	-	-	-	
1152	Animal production support activities .....	(E)	(D)	(D)	110	89	13	5	1	2	-	-	-	-	
11521	Animal production support activities .....	(E)	(D)	(D)	110	89	13	5	1	2	-	-	-	-	
115210	Animal production support activities .....	(E)	(D)	(D)	110	89	13	5	1	2	-	-	-	-	
1153	Forestry support activities .....	(F)	(D)	(D)	123	79	19	12	7	6	-	-	-	-	
11531	Forestry support activities .....	(F)	(D)	(D)	123	79	19	12	7	6	-	-	-	-	
115310	Forestry support activities .....	(F)	(D)	(D)	123	79	19	12	7	6	-	-	-	-	
<b>21</b>	<b>Mining</b> .....	<b>3 064</b>	<b>34 646</b>	<b>141 544</b>	<b>182</b>	<b>90</b>	<b>25</b>	<b>33</b>	<b>23</b>	<b>7</b>	<b>2</b>	<b>1</b>	<b>1</b>	<b>-</b>	
211	Oil & gas extraction .....	206	3 303	12 736	11	8	1	1	-	-	1	-	-	-	
2111	Oil & gas extraction .....	206	3 303	12 736	11	8	1	1	-	-	1	-	-	-	
21111	Oil & gas extraction .....	206	3 303	12 736	11	8	1	1	-	-	1	-	-	-	
211111	Crude petroleum & natural gas extraction .....	(C)	(D)	(D)	10	8	1	-	-	-	1	-	-	-	
211112	Natural gas liquid extraction .....	(A)	(D)	(D)	1	-	-	-	-	-	-	-	-	-	
212	Mining (except oil & gas) .....	2 563	27 580	112 771	132	56	19	28	20	6	1	1	1	-	
2121	Coal mining .....	(F)	(D)	(D)	4	2	-	1	-	-	-	-	1	-	
21211	Coal mining .....	(F)	(D)	(D)	4	2	-	1	-	-	-	-	1	-	
212111	Bituminous coal & lignite surface mining .....	(F)	(D)	(D)	3	1	-	1	-	-	-	-	1	-	
212112	Bituminous coal underground mining .....	(A)	(D)	(D)	1	1	-	-	-	-	-	-	-	-	
2122	Metal ore mining .....	(C)	(D)	(D)	13	8	2	2	-	-	1	-	-	-	
21222	Gold ore & silver ore mining .....	(C)	(D)	(D)	8	4	1	2	-	-	1	-	-	-	
212221	Gold ore mining .....	(C)	(D)	(D)	7	3	1	2	-	-	1	-	-	-	
212222	Silver ore mining .....	(A)	(D)	(D)	1	1	-	-	-	-	-	-	-	-	
21223	Copper, nickel, lead & zinc mining .....	(A)	(D)	(D)	5	4	1	-	-	-	-	-	-	-	
212231	Lead ore & zinc ore mining .....	(A)	(D)	(D)	2	1	1	-	-	-	-	-	-	-	
212234	Copper ore & nickel ore mining .....	(A)	(D)	(D)	3	3	-	-	-	-	-	-	-	-	
2123	Nonmetallic mineral mining & quarrying .....	1 794	16 401	70 650	115	46	17	25	20	6	-	1	-	-	
21231	Stone mining & quarrying .....	1 084	9 047	41 120	49	13	11	10	10	4	-	1	-	-	
212311	Dimension stone mining & quarrying .....	(A)	(D)	(D)	5	4	1	-	-	-	-	-	-	-	
212312	Crushed & broken limestone mining & quarrying .....	(C)	(D)	(D)	13	2	3	5	2	1	-	-	-	-	
212313	Crushed & broken granite mining & quarrying .....	(B)	(D)	(D)	4	-	1	1	2	-	-	-	-	-	
212319	Other crushed & broken stone mining & quarrying .....	792	6 654	30 854	27	7	6	4	6	3	-	1	-	-	
21232	Sand, gravel, clay, refractory minerals mining .....	637	6 739	26 229	61	30	6	14	10	1	-	-	-	-	
212321	Construction sand & gravel mining .....	543	6 138	23 534	55	29	5	12	8	1	-	-	-	-	
212322	Industrial sand mining .....	(B)	(D)	(D)	4	1	-	1	2	-	-	-	-	-	
212325	Clay & ceramic & refractory minerals mining .....	(B)	(D)	(D)	2	-	1	1	-	-	-	-	-	-	
21239	Other nonmetallic mineral mining & quarrying .....	73	615	3 301	5	3	-	1	-	1	-	-	-	-	
212393	Other chemical & fertilizer mineral mining .....	(A)	(D)	(D)	1	1	-	-	-	-	-	-	-	-	
212399	All other nonmetallic mineral mining .....	(B)	(D)	(D)	4	2	-	1	-	1	-	-	-	-	
213	Mining support activities .....	295	3 763	16 037	39	26	5	4	3	1	-	-	-	-	
2131	Mining support activities .....	295	3 763	16 037	39	26	5	4	3	1	-	-	-	-	
21311	Mining support activities .....	295	3 763	16 037	39	26	5	4	3	1	-	-	-	-	
213111	Drilling oil & gas wells .....	(B)	(D)	(D)	7	5	1	1	-	-	-	-	-	-	
213112	Oil & gas operations support activities .....	63	429	1 759	14	10	2	1	1	-	-	-	-	-	
213114	Support activities for metal mining .....	181	2 971	11 974	12	7	1	1	2	1	-	-	-	-	
213115	Nonmetallic minerals support activity (exc fuels) .....	(B)	(D)	(D)	6	4	1	1	-	-	-	-	-	-	

Note: Employment-size classes are indicated as follows: A—0 to 19; B—20 to 99; C—100 to 249; E—250 to 499; F—500 to 2,499; G—1,000 to 4,999; H—2,500 to 4,999; I—5,000 to 9,999; J—10,000 to 24,999; K—25,000 to 49,999; L—50,000 to 99,999; M—100,000 or more.

**Table 2. The State—Employees, Payroll, and Establishments by Industry: 1999—Con.**

[Excludes most government employees, railroad employees, and self-employed persons. Size class 1 to 4 includes establishments with payroll, but no employees, during mid-March pay period. (D) denotes figures withheld to avoid disclosing data for individual companies; the data are included in broader industry totals. For explanation of terms, abbreviations, and data reliability/comparability, see introductory text]

NAICS code	Industry	Number of employees for week including March 12	Payroll (\$1,000)		Total number of establishments	Number of establishments by employment-size class									
			First quarter	Annual		1 to 4	5 to 9	10 to 19	20 to 49	50 to 99	100 to 249	250 to 499	500 to 999	1,000 or more	
<b>22</b>	<b>Utilities</b>	<b>6 210</b>	<b>81 803</b>	<b>331 194</b>	<b>315</b>	<b>189</b>	<b>36</b>	<b>23</b>	<b>42</b>	<b>13</b>	<b>8</b>	<b>3</b>	<b>1</b>	<b>-</b>	
221	Utilities	6 210	81 803	331 194	315	189	36	23	42	13	8	3	1	-	
2211	Elec pwr generation, transmsn & distribution	5 195	72 618	294 635	125	42	14	13	32	13	7	3	1	-	
22111	Electric power generation	752	11 513	49 260	20	10	1	3	3	-	2	1	-	-	
221111	Hydroelectric power generation	(B)	(D)	(D)	10	7	1	1	1	-	-	-	-	-	
221112	Fossil fuel electric power generation	(C)	(D)	(D)	3	-	-	1	1	-	1	-	-	-	
221113	Nuclear electric power generation	(A)	(D)	(D)	1	1	-	-	-	-	-	-	-	-	
221119	Other electric power generation	(F)	(D)	(D)	6	2	-	1	1	-	1	1	-	-	
22112	Electric pwr transmsn, control & distribution	4 443	61 105	245 375	105	32	13	10	29	13	5	2	1	-	
221121	Electric bulk power transmission & control	(A)	(D)	(D)	1	1	-	-	-	-	-	-	-	-	
221122	Electric power distribution	(H)	(D)	(D)	104	31	13	10	29	13	5	2	1	-	
2212	Natural gas distribution	447	6 091	23 127	19	5	1	6	6	-	1	-	-	-	
22121	Natural gas distribution	447	6 091	23 127	19	5	1	6	6	-	1	-	-	-	
221210	Natural gas distribution	447	6 091	23 127	19	5	1	6	6	-	1	-	-	-	
2213	Water, sewage & other systems	568	3 094	13 432	171	142	21	4	4	-	-	-	-	-	
22131	Water supply & irrigation systems	(F)	(D)	(D)	163	136	20	4	3	-	-	-	-	-	
221310	Water supply & irrigation systems	(F)	(D)	(D)	163	136	20	4	3	-	-	-	-	-	
22132	Sewage treatment facilities	(B)	(D)	(D)	7	6	1	-	-	-	-	-	-	-	
221320	Sewage treatment facilities	(B)	(D)	(D)	7	6	1	-	-	-	-	-	-	-	
22133	Steam & air-conditioning supply	(B)	(D)	(D)	1	-	-	-	-	1	-	-	-	-	
221330	Steam & air-conditioning supply	(B)	(D)	(D)	1	-	-	-	-	1	-	-	-	-	
<b>23</b>	<b>Construction</b>	<b>151 336</b>	<b>1 191 113</b>	<b>5 753 610</b>	<b>21 352</b>	<b>14 628</b>	<b>3 296</b>	<b>1 909</b>	<b>1 101</b>	<b>269</b>	<b>120</b>	<b>20</b>	<b>7</b>	<b>2</b>	
233	Building, developing & general contracting	45 040	353 078	1 679 715	8 252	6 220	1 126	530	271	63	33	7	1	1	
2331	Land subdivision & land development	2 241	16 567	77 829	475	359	55	40	15	4	2	-	-	-	
23311	Land subdivision & land development	2 241	16 567	77 829	475	359	55	40	15	4	2	-	-	-	
233110	Land subdivision & land development	2 241	16 567	77 829	475	359	55	40	15	4	2	-	-	-	
2332	Residential building construction	24 639	159 546	749 657	6 525	5 154	872	344	121	23	9	2	-	-	
23321	Single-family housing construction	22 793	144 890	690 424	6 251	4 959	831	325	104	23	8	1	-	-	
233210	Single-family housing construction	22 793	144 890	690 424	6 251	4 959	831	325	104	23	8	1	-	-	
23322	Multifamily housing construction	1 846	14 656	59 233	274	195	41	19	17	-	1	1	-	-	
233220	Multifamily housing construction	1 846	14 656	59 233	274	195	41	19	17	-	1	1	-	-	
2333	Nonresidential building construction	18 160	176 965	852 229	1 252	707	199	146	135	36	22	5	1	1	
23331	Mfg & industrial building construction	3 637	38 012	183 444	170	92	26	14	28	3	6	-	-	1	
233310	Mfg & industrial building construction	3 637	38 012	183 444	170	92	26	14	28	3	6	-	-	1	
23332	Commercial & institutional bldg construction	14 523	138 953	668 785	1 082	615	173	132	107	33	16	5	1	-	
233320	Commercial & institutional bldg construction	14 523	138 953	668 785	1 082	615	173	132	107	33	16	5	1	-	
234	Heavy construction	18 672	174 559	960 132	1 137	527	218	182	141	37	23	6	3	-	
2341	Highway, street, bridge & tunnel construction	6 268	57 249	359 391	311	124	66	52	39	16	11	2	1	-	
23411	Highway & street construction	5 612	50 475	324 038	296	120	65	49	38	12	9	2	1	-	
234110	Highway & street construction	5 612	50 475	324 038	296	120	65	49	38	12	9	2	1	-	
23412	Bridge & tunnel construction	656	6 774	35 353	15	4	1	3	4	2	-	-	-	-	
234120	Bridge & tunnel construction	656	6 774	35 353	15	4	1	3	4	2	-	-	-	-	
2349	Other heavy construction	12 404	117 310	600 741	826	403	152	130	102	21	12	4	2	-	
23491	Water, sewer & pipeline construction	4 008	41 778	222 101	235	91	45	45	40	7	6	1	-	-	
234910	Water, sewer & pipeline construction	4 008	41 778	222 101	235	91	45	45	40	7	6	1	-	-	
23492	Pwr, communication transmsn line construction	1 993	17 619	84 287	89	46	12	16	10	1	3	-	1	-	
234920	Pwr, communication transmsn line construction	1 993	17 619	84 287	89	46	12	16	10	1	3	-	1	-	
23493	Industrial nonbuilding structure construction	1 595	15 211	85 627	23	7	7	3	1	1	2	1	-	-	
234930	Industrial nonbuilding structure construction	1 595	15 211	85 627	23	7	7	3	1	1	2	1	-	-	
23499	All other heavy construction	4 808	42 702	208 726	479	259	88	66	51	12	2	1	-	-	
234990	All other heavy construction	4 808	42 702	208 726	479	259	88	66	51	12	2	1	-	-	
235	Special trade contractors	87 624	663 476	3 113 763	11 963	7 881	1 952	1 197	689	169	64	7	3	1	
2351	Plumbing, heating & AC contractor	19 132	165 680	728 498	1 812	1 048	325	236	142	43	15	2	-	1	
23511	Plumbing, heating & AC contractor	19 132	165 680	728 498	1 812	1 048	325	236	142	43	15	2	-	1	
235110	Plumbing, heating & AC contractor	19 132	165 680	728 498	1 812	1 048	325	236	142	43	15	2	-	1	
2352	Painting & wall covering contractors	6 025	33 791	185 307	1 319	1 000	172	90	47	6	3	1	-	-	
23521	Painting & wall covering contractors	6 025	33 791	185 307	1 319	1 000	172	90	47	6	3	1	-	-	
235210	Painting & wall covering contractors	6 025	33 791	185 307	1 319	1 000	172	90	47	6	3	1	-	-	
2353	Electrical contractors	16 602	151 986	705 936	1 537	861	297	189	137	29	21	2	1	-	
23531	Electrical contractors	16 602	151 986	705 936	1 537	861	297	189	137	29	21	2	1	-	
235310	Electrical contractors	16 602	151 986	705 936	1 537	861	297	189	137	29	21	2	1	-	
2354	Masonry, drywall, insulation, tile contractors	13 710	100 175	453 766	1 408	863	228	158	108	35	13	1	2	-	
23541	Masonry & stone contractors	2 572	20 156	93 147	451	331	56	34	22	6	2	-	-	-	
235410	Masonry & stone contractors	2 572	20 156	93 147	451	331	56	34	22	6	2	-	-	-	
23542	Drywall, acoustical & insulation contractors	10 005	70 113	316 413	810	425	151	112	81	28	11	1	1	-	
235420	Drywall, acoustical & insulation contractors	10 005	70 113	316 413	810	425	151	112	81	28	11	1	1	-	
23543	Tile, marble, terrazzo & mosaic contractors	1 133	9 906	44 206	147	107	21	12	5	1	-	-	1	-	
235430	Tile, marble, terrazzo & mosaic contractors	1 133	9 906	44 206	147	107	21	12	5	1	-	-	1	-	
2355	Carpentry & floor contractors	7 647	43 149	202 202	1 927	1 505	247	119	44	10	2	-	-	-	
23551	Carpentry contractors	5 702	31 447	147 659	1 408	1 100	178	91	29	8	2	-	-	-	
235510	Carpentry contractors	5 702	31 447	147 659	1 408	1 100	178	91	29	8	2	-	-	-	
23552	Floor laying & other floor contractors	1 945	11 702	54 543	519	405	69	28	15	2	-	-	-	-	
235520	Floor laying & other floor contractors	1 945	11 702	54 543	519	405	69	28	15	2	-	-	-	-	
2356	Roofing, siding, & sheet metal contractors	6 550	40 581	205 437	993	628	169	119	61	13	3	-	-	-	
23561	Roofing, siding, & sheet metal contractors	6 550	40 581	205 437	993	628	169	119	61	13	3	-	-	-	
235610	Roofing, siding, & sheet metal contractors	6 550	40 581	205 437	993	628	169	119	61	13	3	-	-	-	

Note: Employment-size classes are indicated as follows: A—0 to 19; B—20 to 99; C—100 to 249; E—250 to 499; F—500 to 999; G—1,000 to 2,499; H—2,500 to 4,999; I—5,000 to 9,999; J—10,000 to 24,999; K—25,000 to 49,999; L—50,000 to 99,999; M—100,000 or more.

**Table 2. The State—Employees, Payroll, and Establishments by Industry: 1999—Con.**

[Excludes most government employees, railroad employees, and self-employed persons. Size class 1 to 4 includes establishments with payroll, but no employees, during mid-March pay period. (D) denotes figures withheld to avoid disclosing data for individual companies; the data are included in broader industry totals. For explanation of terms, abbreviations, and data reliability/comparability, see introductory text.]

NAICS code	Industry	Number of employees for week including March 12	Payroll (\$1,000)		Total number of establishments	Number of establishments by employment-size class										
			First quarter	Annual		1 to 4	5 to 9	10 to 19	20 to 49	50 to 99	100 to 249	250 to 499	500 to 999	1,000 or more		
<b>23</b>	<b>Construction—Con.</b>															
235	Special trade contractors—Con.															
2357	Concrete contractors	5 285	32 857	172 633	932	605	183	95	39	9	1	—	—	—	—	
23571	Concrete contractors	5 285	32 857	172 633	932	605	183	95	39	9	1	—	—	—	—	
235710	Concrete contractors	5 285	32 857	172 633	932	605	183	95	39	9	1	—	—	—	—	
2358	Water well drilling contractors	415	2 907	14 105	103	77	16	7	3	—	—	—	—	—	—	
23581	Water well drilling contractors	415	2 907	14 105	103	77	16	7	3	—	—	—	—	—	—	
235810	Water well drilling contractors	415	2 907	14 105	103	77	16	7	3	—	—	—	—	—	—	
2359	Other special trade contractors	12 258	92 350	445 879	1 932	1 294	315	184	108	24	6	1	—	—	—	
23591	Structural steel erection contractors	1 984	16 088	70 341	110	45	19	16	21	6	3	—	—	—	—	
235910	Structural steel erection contractors	1 984	16 088	70 341	110	45	19	16	21	6	3	—	—	—	—	
23592	Glass & glazing contractors	1 198	9 354	41 900	163	90	36	24	9	4	—	—	—	—	—	
235920	Glass & glazing contractors	1 198	9 354	41 900	163	90	36	24	9	4	—	—	—	—	—	
23593	Excavation contractors	3 289	21 463	126 334	742	537	115	57	30	2	1	—	—	—	—	
235930	Excavation contractors	3 289	21 463	126 334	742	537	115	57	30	2	1	—	—	—	—	
23594	Wrecking & demolition contractors	554	5 290	24 594	50	31	6	5	4	3	1	—	—	—	—	
235940	Wrecking & demolition contractors	554	5 290	24 594	50	31	6	5	4	3	1	—	—	—	—	
23595	Bldg equip & oth mach installation contractor	961	13 795	56 881	94	60	10	14	5	4	1	—	—	—	—	
235950	Bldg equip & oth mach installation contractor	961	13 795	56 881	94	60	10	14	5	4	1	—	—	—	—	
23599	All other special trade contractors	4 272	26 360	125 829	773	531	129	68	39	5	—	1	—	—	—	
235990	All other special trade contractors	4 272	26 360	125 829	773	531	129	68	39	5	—	1	—	—	—	
<b>31-33</b>	<b>Manufacturing</b>	<b>331 206</b>	<b>3 383 720</b>	<b>14 036 573</b>	<b>7 741</b>	<b>3 159</b>	<b>1 373</b>	<b>1 084</b>	<b>1 071</b>	<b>510</b>	<b>380</b>	<b>101</b>	<b>45</b>	<b>18</b>		
311	Food mfg	33 953	228 407	1 022 604	752	271	130	86	108	68	62	16	9	2		
3111	Animal food mfg	756	6 035	27 611	34	11	6	8	8	—	—	1	—	—		
31111	Animal food mfg	756	6 035	27 611	34	11	6	8	8	—	—	1	—	—		
311111	Dog & cat food mfg	(B)	(D)	(D)	2	—	—	—	2	—	—	—	—	—		
311119	Other animal food mfg	(F)	(D)	(D)	32	11	6	8	6	—	—	1	—	—		
3112	Grain & oilseed milling	632	5 139	22 215	24	9	4	4	2	3	2	—	—	—		
31121	Flour milling & malt mfg	329	3 367	13 649	13	5	3	2	—	2	1	—	—	—		
311211	Flour milling	(C)	(D)	(D)	11	4	3	2	—	1	1	—	—	—		
311212	Rice milling	(A)	(D)	(D)	1	1	—	—	—	—	—	—	—	—		
311213	Malt mfg	(B)	(D)	(D)	1	—	—	—	—	1	—	—	—	—		
31122	Starch & vegetable fats & oils mfg	(E)	(D)	(D)	9	3	1	1	2	1	1	—	—	—		
311221	Wet corn milling	(C)	(D)	(D)	2	—	—	—	1	1	—	—	—	—		
311222	Soybean processing	(A)	(D)	(D)	1	—	1	—	—	—	—	—	—	—		
311223	Other oilseed processing	(B)	(D)	(D)	2	1	—	—	1	—	—	—	—	—		
311225	Fats & oils refining & blending	(C)	(D)	(D)	4	2	—	—	1	—	—	1	—	—		
31123	Breakfast cereal manufacturing	(B)	(D)	(D)	2	1	—	—	1	—	—	—	—	—		
311230	Breakfast cereal manufacturing	(B)	(D)	(D)	2	1	—	—	1	—	—	—	—	—		
3113	Sugar & confectionery product mfg	738	3 746	16 754	44	20	12	4	4	3	1	—	—	—		
31132	Choc & confectionery mfg from cacao beans	(B)	(D)	(D)	3	1	—	—	2	—	—	—	—	—		
311320	Choc & confectionery mfg from cacao beans	(B)	(D)	(D)	3	1	—	—	2	—	—	—	—	—		
31133	Confectionery mfg from purchased chocolate	468	2 395	10 809	25	10	7	4	2	1	1	—	—	—		
311330	Confectionery mfg from purchased chocolate	468	2 395	10 809	25	10	7	4	2	1	1	—	—	—		
31134	Nonchocolate confectionery mfg	(C)	(D)	(D)	16	9	5	—	—	2	—	—	—	—		
311340	Nonchocolate confectionery mfg	(C)	(D)	(D)	16	9	5	—	—	2	—	—	—	—		
3114	Fruit & veg preserving & specialty food mfg	10 417	65 725	321 611	96	22	11	2	14	18	16	7	6			
31141	Frozen food mfg	6 768	43 023	197 103	40	4	5	1	6	6	8	5	5			
311411	Frozen fruit, juice & vegetable mfg	6 357	40 124	184 403	28	1	2	1	3	4	7	5	5			
311412	Frozen specialty food mfg	411	2 899	12 700	12	3	—	—	3	2	1	—	—			
31142	Fruit & veg canning, pickling & drying	3 649	22 702	124 508	56	18	6	1	8	12	8	2	1			
311421	Fruit & vegetable canning	2 187	12 859	79 085	37	12	5	1	3	9	5	2	—			
311422	Specialty canning	(F)	(D)	(D)	1	—	—	—	—	—	—	—	—			
311423	Dried & dehydrated food mfg	(F)	(D)	(D)	18	6	1	—	5	3	3	—	1			
3115	Dairy product mfg	1 551	14 497	60 913	37	13	5	1	7	3	8	—	—			
31151	Dairy product (exc frozen) mfg	1 258	12 395	52 247	25	8	2	1	6	1	7	—	—			
311511	Fluid milk mfg	788	7 981	33 526	13	3	1	—	5	—	4	—	—			
311512	Creamery butter mfg	(C)	(D)	(D)	2	1	—	—	—	—	1	—	—			
311513	Cheese mfg	(E)	(D)	(D)	5	1	1	1	—	—	2	—	—			
311514	Dry, condensed, evaporated dairy product mfg	(C)	(D)	(D)	5	3	—	—	1	1	—	—	—			
31152	Ice cream & frozen dessert mfg	293	2 102	8 666	12	5	3	—	1	2	1	—	—			
311520	Ice cream & frozen dessert mfg	293	2 102	8 666	12	5	3	—	1	2	1	—	—			
3116	Animal slaughtering & processing	4 482	25 309	115 775	100	48	12	11	13	9	3	2	1			
31161	Animal slaughtering & processing	4 482	25 309	115 775	100	48	12	11	13	9	3	2	1			
311611	Animal (except poultry) slaughtering	(H)	(D)	(D)	59	41	7	5	2	—	2	—	1			
311612	Meat processed from carcasses	1 186	7 116	32 824	32	6	5	4	9	6	1	1	—			
311613	Rendering & meat by-product processing	(C)	(D)	(D)	4	1	—	—	1	1	—	—	—			
311615	Poultry processing	(F)	(D)	(D)	5	—	—	—	1	2	—	—	—			
3117	Seafood product preparation & packaging	7 276	51 248	207 487	116	23	17	10	26	17	19	3	1			
31171	Seafood product preparation & packaging	7 276	51 248	207 487	116	23	17	10	26	17	19	3	1			
311711	Seafood canning	609	6 616	25 782	30	12	6	5	3	2	2	—	—			
311712	Fresh & frozen seafood processing	6 667	44 632	181 725	86	11	11	5	23	15	17	3	1			
3118	Bakeries & tortilla mfg	6 214	45 052	192 025	233	101	48	37	22	10	11	3	—			
31181	Bread & bakery product mfg	5 067	36 124	156 674	204	95	44	33	15	6	7	3	—			
311811	Retail bakeries	839	2 085	10 006	128	67	32	22	6	1	—	—	—			
311812	Commercial bakeries	4 057	32 616	140 118	72	26	11	11	9	5	6	3	—			
311813	Frozen cakes, pies & other pastries mfg	171	1 423	6 550	4	2	1	—	—	—	1	—	—			
31182	Cookie, cracker & pasta mfg	(G)	(D)	(D)	24	3	4	3	6	4	4	—	—			
311821	Cookie & cracker mfg	341	1 893	8 248	11	1	2	3	3	1	1	—	—			
311822	Flour mixes & dough mfg from purchased flour	588	5 512	21 745	8	2	—	—	2	1	3	—	—			
311823	Dry pasta mfg	(C)	(D)	(D)	5	—	—	—	1	2	—	—	—			
31183	Tortilla mfg	(B)	(D)	(D)	5	3	—	—	1	—	—	—	—			
311830	Tortilla mfg	(B)	(D)	(D)	5	3	—	—	1	—	—	—	—			

Note: Employment-size classes are indicated as follows: A—0 to 19; B—20 to 99; C—100 to 249; E—250 to 499; F—500 to 999; G—1,000 to 2,499; H—2,500 to 4,999; I—5,000 to 9,999; J—10,000 to 24,999; K—25,000 to 49,999; L—50,000 to 99,999; M—100,000 or more.

**Table 2. The State—Employees, Payroll, and Establishments by Industry: 1999—Con.**

[Excludes most government employees, railroad employees, and self-employed persons. Size class 1 to 4 includes establishments with payroll, but no employees, during mid-March pay period. (D) denotes figures withheld to avoid disclosing data for individual companies; the data are included in broader industry totals. For explanation of terms, abbreviations, and data reliability/comparability, see introductory text]

NAICS code	Industry	Number of employees for week including March 12	Payroll (\$1,000)		Total number of establishments	Number of establishments by employment-size class										
			First quarter	Annual		1 to 4	5 to 9	10 to 19	20 to 49	50 to 99	100 to 249	250 to 499	500 to 999	1,000 or more		
<b>31-33</b>	<b>Manufacturing—Con.</b>															
311	Food mfg—Con.															
3119	Other food mfg	1 887	11 656	58 213	68	24	15	9	12	5	2	—	—	1	—	—
31191	Snack food mfg	(F)	(D)	(D)	6	3	—	—	—	1	—	—	—	—	—	—
311911	Roasted nuts & peanut butter mfg	(A)	(D)	(D)	2	1	—	—	—	—	—	—	—	—	—	—
311919	Other snack food mfg	(F)	(D)	(D)	4	2	—	—	—	1	—	—	—	—	—	—
31192	Coffee & tea mfg	(C)	(D)	(D)	9	3	2	1	2	—	1	—	—	—	—	—
311920	Coffee & tea mfg	(C)	(D)	(D)	9	3	2	1	2	—	1	—	—	—	—	—
31193	Flavoring syrup & concentrate mfg	(B)	(D)	(D)	1	—	—	—	—	1	—	—	—	—	—	—
311930	Flavoring syrup & concentrate mfg	(B)	(D)	(D)	1	—	—	—	—	1	—	—	—	—	—	—
31194	Seasoning & dressing mfg	354	2 587	11 524	17	6	5	1	2	3	—	—	—	—	—	—
311941	Mayonnaise, dressing & oth prepared sauce mfg	169	1 004	4 187	11	5	3	1	1	1	—	—	—	—	—	—
311942	Spice & extract mfg	185	1 583	7 337	6	1	2	—	1	2	—	—	—	—	—	—
31199	All other food mfg	(F)	(D)	(D)	35	12	8	6	8	—	1	—	—	—	—	—
311991	Perishable prepared food mfg	(E)	(D)	(D)	10	2	2	3	2	—	1	—	—	—	—	—
311999	All other miscellaneous food mfg	(E)	(D)	(D)	25	10	6	3	6	—	—	—	—	—	—	—
312	Beverage & tobacco product mfg	3 500	25 959	106 622	105	35	19	14	18	11	6	2	—	—	—	—
3121	Beverage mfg	3 500	25 959	106 622	105	35	19	14	18	11	6	2	—	—	—	—
31211	Soft drink & ice mfg	(G)	(D)	(D)	23	3	1	2	7	7	2	1	—	—	—	—
312111	Soft drink mfg	1 210	9 954	43 013	15	—	—	1	4	7	2	1	—	—	—	—
312112	Bottled water mfg	(B)	(D)	(D)	1	—	—	—	1	—	—	—	—	—	—	—
312113	Ice mfg	(B)	(D)	(D)	7	3	1	1	2	—	—	—	—	—	—	—
31212	Breweries	1 230	8 033	33 902	36	10	5	7	7	4	3	—	—	—	—	—
312120	Breweries	1 230	8 033	33 902	36	10	5	7	7	4	3	—	—	—	—	—
31213	Wineries	965	7 292	26 694	45	21	13	5	4	—	1	1	—	—	—	—
312130	Wineries	965	7 292	26 694	45	21	13	5	4	—	1	1	—	—	—	—
31214	Distilleries	(A)	(D)	(D)	1	1	—	—	—	—	—	—	—	—	—	—
312140	Distilleries	(A)	(D)	(D)	1	1	—	—	—	—	—	—	—	—	—	—
313	Textile mills	936	8 045	33 846	51	29	5	10	2	2	3	—	—	—	—	—
3132	Fabric mills	608	4 698	18 901	29	15	2	8	1	1	2	—	—	—	—	—
31321	Broadwoven fabric mills	(E)	(D)	(D)	14	7	—	5	1	—	1	—	—	—	—	—
313210	Broadwoven fabric mills	(E)	(D)	(D)	14	7	—	5	1	—	1	—	—	—	—	—
31322	Narrow fabric mills & schiffli mach embroidery	(B)	(D)	(D)	8	7	—	—	—	1	—	—	—	—	—	—
313221	Narrow fabric mills	(A)	(D)	(D)	3	3	—	—	—	—	—	—	—	—	—	—
313222	Schiffli machine embroidery	(C)	(D)	(D)	5	4	—	—	—	1	—	—	—	—	—	—
31323	Nonwoven fabric mills	(B)	(D)	(D)	5	—	2	2	—	—	1	—	—	—	—	—
313230	Nonwoven fabric mills	(B)	(D)	(D)	5	—	2	2	—	—	1	—	—	—	—	—
31324	Knit fabric mills	(A)	(D)	(D)	2	1	—	1	—	—	—	—	—	—	—	—
313249	Other knit fabric & lace mills	(D)	(D)	(D)	2	1	—	—	—	—	—	—	—	—	—	—
3133	Textile, fabric finishing, fabric coating mills	328	3 347	14 945	22	14	3	2	1	1	1	—	—	—	—	—
31331	Textile & fabric finishing mills	60	391	2 857	17	13	3	1	—	—	—	—	—	—	—	—
313311	Broadwoven fabric finishing mills	(B)	(D)	(D)	16	13	3	—	—	—	—	—	—	—	—	—
313312	Textile, fabric finishing (exc broadwoven) mills	(A)	(D)	(D)	1	—	—	1	—	—	—	—	—	—	—	—
31332	Fabric coating mills	268	2 956	12 088	5	1	—	1	1	1	1	—	—	—	—	—
313320	Fabric coating mills	268	2 956	12 088	5	1	—	1	1	1	1	—	—	—	—	—
314	Textile product mills	1 614	9 258	41 123	160	90	28	13	25	3	1	—	—	—	—	—
3141	Textile furnishings mills	204	1 120	4 878	38	29	5	—	4	—	—	—	—	—	—	—
31411	Carpet & rug mills	(A)	(D)	(D)	5	5	—	—	—	—	—	—	—	—	—	—
314110	Carpet & rug mills	(A)	(D)	(D)	5	5	—	—	—	—	—	—	—	—	—	—
31412	Curtain & linen mills	(C)	(D)	(D)	33	24	5	—	4	—	—	—	—	—	—	—
314121	Curtain & drapery mills	(C)	(D)	(D)	26	21	3	—	2	—	—	—	—	—	—	—
314129	Other household textile product mills	(B)	(D)	(D)	7	3	—	—	2	—	—	—	—	—	—	—
3149	Other textile product mills	1 410	8 138	36 245	122	61	23	13	21	3	1	—	—	—	—	—
31491	Textile bag & canvas mills	684	3 658	17 666	67	36	13	6	10	2	—	—	—	—	—	—
314911	Textile bag mills	226	905	4 719	14	7	1	1	4	1	—	—	—	—	—	—
314912	Canvas & related product mills	458	2 753	12 947	53	29	12	5	6	1	—	—	—	—	—	—
31499	All other textile product mills	726	4 480	18 579	55	25	10	7	11	1	1	—	—	—	—	—
314991	Rope, cordage & twine mills	378	2 545	9 397	10	—	1	1	6	1	1	—	—	—	—	—
314999	All other miscellaneous textile product mills	348	1 935	9 182	45	25	9	6	5	—	—	—	—	—	—	—
315	Apparel manufacturing	4 180	18 745	88 153	197	106	21	27	19	13	10	1	—	—	—	—
3151	Apparel knitting mills	(C)	(D)	(D)	7	1	2	2	1	1	—	—	—	—	—	—
31511	Hosiery & sock mills	(A)	(D)	(D)	1	1	—	—	—	—	—	—	—	—	—	—
315119	Other hosiery & sock mills	(A)	(D)	(D)	1	1	—	—	—	—	—	—	—	—	—	—
31519	Other apparel knitting mills	(C)	(D)	(D)	6	—	2	2	1	1	—	—	—	—	—	—
315191	Outerwear knitting mills	(C)	(D)	(D)	6	—	2	2	1	1	—	—	—	—	—	—
3152	Cut & sew apparel mfg	3 421	14 154	63 842	145	73	16	22	14	10	9	1	—	—	—	—
31521	Cut & sew apparel contractors	1 371	4 863	25 318	82	43	12	13	6	5	3	—	—	—	—	—
315211	Men's, boys' cut & sew apparel contractors	927	3 285	17 818	20	5	1	4	3	4	3	—	—	—	—	—
315212	Women's, girls', infants, cut, sew apparel contr	444	1 578	7 500	62	38	11	9	3	1	—	—	—	—	—	—
31522	Men's, boys' cut & sew apparel mfg	924	5 087	23 256	15	3	1	2	2	5	—	—	—	—	—	—
315222	Men's, boys' cut & sew suit, coat, overcoat mfg	(C)	(D)	(D)	2	—	1	—	—	—	1	—	—	—	—	—
315223	Men's, boys' cut & sew shirt (exc work) mfg	(A)	(D)	(D)	1	1	—	—	—	—	—	—	—	—	—	—
315224	Men's, boys' cut & sew trouser, slack, jean mfg	(C)	(D)	(D)	1	—	—	—	—	—	1	—	—	—	—	—
315228	Men's, boys' cut & sew oth outerwear mfg	683	4 214	18 861	11	2	—	2	2	2	3	—	—	—	—	—
31523	Women's, girls' cut & sew apparel mfg	907	3 523	12 025	37	20	3	5	3	—	1	—	—	—	—	—
315231	Women's, girls' cut & sew lingerie mfg	(A)	(D)	(D)	1	—	—	1	—	—	—	—	—	—	—	—
315232	Women's, girls' cut & sew blouse mfg	71	376	1 415	6	3	—	1	2	—	—	—	—	—	—	—
315233	Women's, girls' cut & sew dress mfg	(B)	(D)	(D)	10	5	2	2	1	—	—	—	—	—	—	—
315234	Women's, girls' cut & sew suit, coat, skirt mfg	(C)	(D)	(D)	4	1	1	1	—	1	—	—	—	—	—	—
315239	Women's, girls' cut & sew other outerwear mfg	634	2 256	6 836	16	11	—	—	2	2	—	1	—	—	—	—

Note: Employment-size classes are indicated as follows: A—0 to 19; B—20 to 99; C—100 to 249; E—250 to 499; F—500 to 999; G—1,000 to 2,499; H—2,500 to 4,999; I—5,000 to 9,999; J—10,000 to 24,999; K—25,000 to 49,999; L—50,000 to 99,999; M—100,000 or more.

**Table 2. The State—Employees, Payroll, and Establishments by Industry: 1999—Con.**

[Excludes most government employees, railroad employees, and self-employed persons. Size class 1 to 4 includes establishments with payroll, but no employees, during mid-March pay period. (D) denotes figures withheld to avoid disclosing data for individual companies; the data are included in broader industry totals. For explanation of terms, abbreviations, and data reliability/comparability, see introductory text]

NAICS code	Industry	Number of employees for week including March 12	Payroll (\$1,000)		Total number of establishments	Number of establishments by employment-size class											
			First quarter	Annual		1 to 4	5 to 9	10 to 19	20 to 49	50 to 99	100 to 249	250 to 499	500 to 999	1,000 or more			
<b>31-33</b>	<b>Manufacturing—Con.</b>																
315	Apparel manufacturing—Con.																
3152	Cut & sew apparel mfg—Con.																
31529	Other cut & sew apparel mfg	219	681	3 243	11	7	—	2	1	—	1	—	—	—	—	—	—
315291	Infants' cut & sew apparel mfg	(B)	(D)	(D)	1	—	—	—	1	—	—	—	—	—	—	—	—
315292	Fur & leather apparel mfg	(A)	(D)	(D)	5	4	—	1	—	—	—	—	—	—	—	—	—
315299	All other cut & sew apparel mfg	(C)	(D)	(D)	5	3	—	1	—	—	—	1	—	—	—	—	—
3159	Apparel accessories & other apparel mfg	(F)	(D)	(D)	45	32	3	3	4	2	1	—	—	—	—	—	—
31599	Apparel accessories & other apparel mfg	(F)	(D)	(D)	45	32	3	3	4	2	1	—	—	—	—	—	—
315991	Hat, cap & millinery mfg	(B)	(D)	(D)	6	5	—	1	—	—	—	—	—	—	—	—	—
315992	Glove & mitten mfg	(C)	(D)	(D)	4	1	—	1	1	1	—	—	—	—	—	—	—
315993	Men's & boys' neckwear mfg	(B)	(D)	(D)	2	1	—	—	—	1	—	—	—	—	—	—	—
315999	Other apparel accessories & other apparel mfg	378	1 711	8 029	33	25	3	2	2	—	1	—	—	—	—	—	—
316	Leather & allied product mfg	345	1 871	8 091	28	14	7	2	4	—	1	—	—	—	—	—	—
3161	Leather & hide tanning & finishing	32	190	844	4	1	2	1	—	—	—	—	—	—	—	—	—
31611	Leather & hide tanning & finishing	32	190	844	4	1	2	1	—	—	—	—	—	—	—	—	—
316110	Leather & hide tanning & finishing	32	190	844	4	1	2	1	—	—	—	—	—	—	—	—	—
3162	Footwear mfg	(C)	(D)	(D)	7	5	—	1	—	—	1	—	—	—	—	—	—
31621	Footwear mfg	(C)	(D)	(D)	7	5	—	1	—	—	1	—	—	—	—	—	—
316211	Rubber & plastics footwear mfg	(A)	(D)	(D)	1	1	—	—	—	—	—	—	—	—	—	—	—
316213	Men's footwear (exc athletic) mfg	(C)	(D)	(D)	2	1	—	—	—	—	1	—	—	—	—	—	—
316214	Women's footwear (exc athletic) mfg	(A)	(D)	(D)	4	3	—	1	—	—	—	—	—	—	—	—	—
3169	Other leather & allied product mfg	(C)	(D)	(D)	17	8	5	—	4	—	—	—	—	—	—	—	—
31699	Other leather & allied product mfg	(C)	(D)	(D)	17	8	5	—	4	—	—	—	—	—	—	—	—
316991	Luggage mfg	(C)	(D)	(D)	7	1	2	—	4	—	—	—	—	—	—	—	—
316992	Women's handbag & purse mfg	(A)	(D)	(D)	1	1	—	—	—	—	—	—	—	—	—	—	—
316993	Personal leather good (exc purse) mfg	(A)	(D)	(D)	3	2	1	—	—	—	—	—	—	—	—	—	—
316999	All other leather good mfg	(B)	(D)	(D)	6	2	1	—	—	—	—	—	—	—	—	—	—
321	Wood product mfg	21 829	161 472	700 356	561	190	78	84	79	59	58	13	—	—	—	—	—
3211	Sawmills & wood preservation	9 600	82 081	358 903	188	63	25	21	16	26	31	6	—	—	—	—	—
32111	Sawmills & wood preservation	9 600	82 081	358 903	188	63	25	21	16	26	31	6	—	—	—	—	—
321113	Sawmills	8 974	76 485	331 068	174	61	23	19	13	22	30	6	—	—	—	—	—
321114	Wood preservation	626	5 596	27 835	14	2	2	2	3	4	1	—	—	—	—	—	—
3212	Veneer, plywood & engineered wood product mfg	4 628	33 997	150 018	82	12	7	15	22	11	13	2	—	—	—	—	—
32121	Veneer, plywood & engineered wood product mfg	4 628	33 997	150 018	82	12	7	15	22	11	13	2	—	—	—	—	—
321211	Hardwood veneer & plywood mfg	(F)	(D)	(D)	8	2	2	—	1	3	—	—	—	—	—	—	—
321212	Softwood veneer & plywood mfg	2 237	18 064	80 637	19	3	—	2	2	8	2	—	—	—	—	—	—
321213	Engineered wood member (exc truss) mfg	(A)	(D)	(D)	1	1	—	—	—	—	—	—	—	—	—	—	—
321214	Truss mfg	1 234	7 460	35 437	45	4	4	12	19	6	—	—	—	—	—	—	—
321219	Reconstituted wood product mfg	(F)	(D)	(D)	9	2	1	1	1	2	2	—	—	—	—	—	—
3219	Other wood product mfg	7 601	45 394	191 435	291	115	46	48	41	22	14	5	—	—	—	—	—
32191	Millwork	4 804	30 254	130 574	141	47	19	22	24	16	10	3	—	—	—	—	—
321911	Wood window & door mfg	2 250	15 023	65 366	61	19	8	12	10	6	4	2	—	—	—	—	—
321912	Cut stock, resawing lumber & planing	1 688	9 840	40 325	45	13	5	6	10	5	6	—	—	—	—	—	—
321918	Other millwork (including flooring)	866	5 391	24 883	35	15	6	4	4	5	1	—	—	—	—	—	—
32192	Wood container & pallet mfg	964	4 059	19 806	54	21	7	12	8	5	1	—	—	—	—	—	—
321920	Wood container & pallet mfg	964	4 059	19 806	54	21	7	12	8	5	1	—	—	—	—	—	—
32199	All other wood product mfg	1 833	11 081	41 055	96	47	20	14	9	1	3	2	—	—	—	—	—
321991	Manufactured home (mobile home) mfg	999	5 775	17 208	6	2	—	—	—	2	2	—	—	—	—	—	—
321992	Prefabricated wood building mfg	404	2 848	12 518	31	12	3	10	5	1	—	—	—	—	—	—	—
321999	All other miscellaneous wood product mfg	430	2 458	11 329	59	33	17	4	4	—	1	—	—	—	—	—	—
322	Paper mfg	13 946	167 010	703 427	109	10	9	12	28	14	25	4	5	2	—	—	—
3221	Pulp, paper & paperboard mills	8 976	121 247	511 656	17	—	—	—	1	1	5	3	5	2	—	—	—
32211	Pulp mills	(E)	(D)	(D)	1	—	—	—	—	—	—	1	—	—	—	—	—
322110	Pulp mills	(E)	(D)	(D)	1	—	—	—	—	—	—	1	—	—	—	—	—
32212	Paper mills	(I)	(D)	(D)	11	—	—	—	—	—	5	2	3	1	—	—	—
322121	Paper (except newsprint) mills	4 504	58 783	247 561	7	—	—	—	—	—	2	2	2	1	—	—	—
322122	Newsprint mills	(G)	(D)	(D)	4	—	—	—	—	—	3	—	1	—	—	—	—
32213	Paperboard mills	(H)	(D)	(D)	5	—	—	—	1	1	—	—	2	1	—	—	—
322130	Paperboard mills	(H)	(D)	(D)	5	—	—	—	1	1	—	—	2	1	—	—	—
3222	Converted paper product mfg	4 970	45 763	191 771	92	10	9	12	27	13	20	1	—	—	—	—	—
32221	Paperboard container mfg	2 954	27 402	116 564	43	2	1	4	15	6	15	—	—	—	—	—	—
322211	Corrugated & solid fiber box mfg	2 053	19 465	81 548	27	2	1	3	6	3	12	—	—	—	—	—	—
322212	Folding paperboard box mfg	507	4 722	18 857	7	—	—	—	3	2	2	—	—	—	—	—	—
322213	Setup paperboard box mfg	(B)	(D)	(D)	3	—	—	—	3	—	—	—	—	—	—	—	—
322214	Fiber can, tube, drum & similar products mfg	157	1 388	6 053	4	—	—	—	3	1	—	—	—	—	—	—	—
322215	Nonfolding sanitary food container mfg	(C)	(D)	(D)	2	—	—	1	—	—	1	—	—	—	—	—	—
32222	Paper bag & coated & treated paper mfg	843	8 771	34 037	17	1	4	3	3	3	2	1	—	—	—	—	—
322222	Coated & laminated paper mfg	156	1 330	6 042	9	1	4	1	2	1	—	—	—	—	—	—	—
322223	Plastics, foil, & coated paper bag mfg	(B)	(D)	(D)	1	—	—	—	—	1	—	—	—	—	—	—	—
322224	Uncoated paper & multiwall bag mfg	536	5 882	20 864	4	—	—	1	—	2	1	—	—	—	—	—	—
322226	Surface-coated paperboard mfg	(C)	(D)	(D)	3	—	—	2	—	1	—	—	—	—	—	—	—
32223	Stationery product mfg	517	4 516	18 318	14	3	2	2	5	1	1	—	—	—	—	—	—
322231	Die-cut paper & paperboard office supply mfg	(B)	(D)	(D)	4	1	1	1	1	—	—	—	—	—	—	—	—
322232	Envelope mfg	416	3 850	15 492	7	—	1	1	3	1	1	—	—	—	—	—	—
322233	Stationery, tablet & related product mfg	(B)	(D)	(D)	3	—	2	—	1	—	—	—	—	—	—	—	—
32229	Other converted paper product mfg	656	5 074	22 852	18	4	2	3	4	3	2	—	—	—	—	—	—
322291	Sanitary paper product mfg	(C)	(D)	(D)	2	1	—	—	—	—	1	—	—	—	—	—	—
322299	All other converted paper product mfg	(F)	(D)	(D)	16	3	2	3	4	3	1	—	—	—	—	—	—
323	Printing & related support activities	11 472															





Table 2. The State—Employees, Payroll, and Establishments by Industry: 1999—Con.

[Excludes most government employees, railroad employees, and self-employed persons. Size class 1 to 4 includes establishments with payroll, but no employees, during mid-March pay period. (D) denotes figures withheld to avoid disclosing data for individual companies; the data are included in broader industry totals. For explanation of terms, abbreviations, and data reliability/comparability, see introductory text]

Table with 15 columns: NAICS code, Industry, Number of employees for week including March 12, Payroll (\$1,000) (First quarter, Annual), Total number of establishments, and Number of establishments by employment-size class (1 to 4, 5 to 9, 10 to 19, 20 to 49, 50 to 99, 100 to 249, 250 to 499, 500 to 999, 1,000 or more).

Note: Employment-size classes are indicated as follows: A—0 to 19; B—20 to 99; C—100 to 249; E—250 to 499; F—500 to 999; G—1,000 to 2,499; H—2,500 to 4,999; I—5,000 to 9,999; J—10,000 to 24,999; K—25,000 to 49,999; L—50,000 to 99,999; M—100,000 or more.



**Table 2. The State—Employees, Payroll, and Establishments by Industry: 1999—Con.**

[Excludes most government employees, railroad employees, and self-employed persons. Size class 1 to 4 includes establishments with payroll, but no employees, during mid-March pay period. (D) denotes figures withheld to avoid disclosing data for individual companies; the data are included in broader industry totals. For explanation of terms, abbreviations, and data reliability/comparability, see introductory text]

NAICS code	Industry	Number of employees for week including March 12	Payroll (\$1,000)		Total number of establishments	Number of establishments by employment-size class										
			First quarter	Annual		1 to 4	5 to 9	10 to 19	20 to 49	50 to 99	100 to 249	250 to 499	500 to 999	1,000 or more		
<b>31-33</b>	<b>Manufacturing—Con.</b>															
332	Fabricated metal product mfg—Con.															
3329	Other fabricated metal product mfg—Con.															
33299	All other fabricated metal product mfg—Con.															
332997	Industrial pattern mfg .....	(B)	(D)	(D)	13	5	7	1	—	—	—	—	—	—	—	—
332999	All other misc fabricated metal product mfg .....	1 071	7 438	32 929	74	40	10	8	9	6	1	—	—	—	—	—
333	Machinery mfg .....	13 771	124 916	558 957	464	158	94	85	63	38	21	4	—	—	—	1
3331	Ag, construction & mining machinery mfg ....	1 186	9 520	42 644	64	18	12	17	11	5	1	—	—	—	—	—
33311	Agricultural implement mfg .....	(E)	(D)	(D)	35	13	7	10	4	1	—	—	—	—	—	—
333111	Farm machinery & equipment mfg .....	(E)	(D)	(D)	33	13	5	10	4	1	—	—	—	—	—	—
333112	Lawn & garden equipment mfg .....	(A)	(D)	(D)	2	—	2	—	—	—	—	—	—	—	—	—
33312	Construction machinery mfg .....	663	5 897	25 468	23	4	3	5	7	3	1	—	—	—	—	—
333120	Construction machinery mfg .....	663	5 897	25 468	23	4	3	5	7	3	1	—	—	—	—	—
33313	Mining & oil & gas field machinery mfg ....	(C)	(D)	(D)	6	1	2	2	—	1	—	—	—	—	—	—
333131	Mining machinery & equipment mfg .....	(B)	(D)	(D)	5	1	1	2	—	1	—	—	—	—	—	—
333132	Oil & gas field machinery & equipment mfg .....	(A)	(D)	(D)	1	—	1	—	—	—	—	—	—	—	—	—
3332	Industrial machinery mfg .....	2 720	24 811	110 261	98	37	21	19	9	5	5	2	—	—	—	—
33321	Sawmill & woodworking machinery mfg....	(E)	(D)	(D)	18	11	3	1	—	2	—	—	—	—	—	—
333210	Sawmill & woodworking machinery mfg..	(E)	(D)	(D)	18	11	3	1	—	2	—	—	—	—	—	—
33322	Plastics & rubber industry machinery mfg ..	(E)	(D)	(D)	8	3	2	2	—	—	—	—	1	—	—	—
333220	Plastics & rubber industry machinery mfg .....	(E)	(D)	(D)	8	3	2	2	—	—	—	—	1	—	—	—
33329	Other industrial machinery mfg .....	1 889	17 955	81 366	72	23	16	16	8	5	3	1	—	—	—	—
333291	Paper industry machinery mfg .....	(C)	(D)	(D)	12	3	4	2	2	1	—	—	—	—	—	—
333292	Textile machinery mfg .....	(A)	(D)	(D)	4	4	—	—	—	—	—	—	—	—	—	—
333293	Printing machinery & equipment mfg ....	(B)	(D)	(D)	4	1	1	1	—	1	—	—	—	—	—	—
333294	Food product machinery mfg .....	676	5 713	24 873	28	8	5	6	6	2	1	—	—	—	—	—
333298	All other industrial machinery mfg .....	923	9 055	39 274	24	7	6	7	—	1	2	1	—	—	—	—
3333	Commercial & service industry machinery mfg .....	1 428	11 783	50 751	44	9	12	8	5	7	3	—	—	—	—	—
33331	Commercial & service industry machinery mfg .....	1 428	11 783	50 751	44	9	12	8	5	7	3	—	—	—	—	—
333311	Automatic vending machine mfg .....	(A)	(D)	(D)	2	1	—	—	—	—	—	—	—	—	—	—
333312	Commercial laundry, dryclean & press mach mfg .....	(B)	(D)	(D)	1	—	—	—	—	1	—	—	—	—	—	—
333313	Office machinery mfg .....	(A)	(D)	(D)	1	1	—	—	—	—	—	—	—	—	—	—
333314	Optical instrument & lens mfg .....	(E)	(D)	(D)	6	—	2	1	1	1	1	—	—	—	—	—
333315	Photographic & photocopying equipment mfg .....	(C)	(D)	(D)	9	—	4	4	—	1	—	—	—	—	—	—
333319	Oth commercial, service industry machinery mfg .....	(F)	(D)	(D)	25	7	5	3	4	4	2	—	—	—	—	—
3334	HVAC & commercial refrigeration equipment mfg .....	1 376	10 426	49 170	30	11	—	2	8	5	3	1	—	—	—	—
33341	HVAC & commercial refrigeration equipment mfg .....	1 376	10 426	49 170	30	11	—	2	8	5	3	1	—	—	—	—
333411	Air purification equipment mfg .....	(B)	(D)	(D)	1	—	—	—	1	—	—	—	—	—	—	—
333412	Industrial & commercial fan & blower mfg .....	(B)	(D)	(D)	4	2	—	1	—	1	—	—	—	—	—	—
333414	Heating equipment (exc warm air furnaces) mfg .....	1 054	7 701	36 458	16	5	—	—	5	2	3	1	—	—	—	—
333415	AC, warm air htg & commercial refrig equip mfg .....	211	1 483	7 093	9	4	—	1	2	2	—	—	—	—	—	—
3335	Metalworking machinery mfg .....	1 795	17 122	74 455	83	38	14	12	11	5	2	1	—	—	—	—
33351	Metalworking machinery mfg .....	1 795	17 122	74 455	83	38	14	12	11	5	2	1	—	—	—	—
333511	Industrial mold mfg .....	455	3 434	16 645	29	10	5	7	4	3	—	—	—	—	—	—
333512	Machine tool (metal cutting types) mfg ..	(F)	(D)	(D)	5	—	—	1	2	—	1	1	—	—	—	—
333513	Machine tool (metal forming types) mfg..	(C)	(D)	(D)	1	—	—	—	—	—	1	—	—	—	—	—
333514	Special die, tool, die set, jig & fixture mfg .....	291	2 042	8 956	22	14	3	—	4	1	—	—	—	—	—	—
333515	Cutting tool & machine tool accessory mfg .....	(C)	(D)	(D)	21	11	5	4	1	—	—	—	—	—	—	—
333518	Other metalworking machinery mfg .....	(B)	(D)	(D)	5	3	1	—	1	—	—	—	—	—	—	—
3336	Engine, turbine & power transmsn equip mfg .....	184	1 811	7 910	13	6	3	2	1	1	—	—	—	—	—	—
33361	Engine, turbine & power transmsn equip mfg .....	184	1 811	7 910	13	6	3	2	1	1	—	—	—	—	—	—
333611	Turbine & turbine generator set unit mfg ..	(A)	(D)	(D)	2	1	—	1	—	—	—	—	—	—	—	—
333612	Speed changer, ind high-speed drive & gear mfg .....	(B)	(D)	(D)	1	—	—	—	—	1	—	—	—	—	—	—
333613	Mechanical power transmission equipment mfg .....	(B)	(D)	(D)	3	2	—	1	—	—	—	—	—	—	—	—
333618	Other engine equipment mfg .....	35	273	1 270	7	3	3	1	—	—	—	—	—	—	—	—
3339	Other general purpose machinery mfg .....	5 082	49 443	223 766	132	39	32	25	18	10	7	—	—	—	—	1
33391	Pump & compressor mfg .....	(E)	(D)	(D)	14	6	—	3	4	—	1	—	—	—	—	—
333911	Pump & pumping equipment mfg .....	(C)	(D)	(D)	4	1	—	—	2	—	1	—	—	—	—	—
333912	Air & gas compressor mfg .....	(C)	(D)	(D)	9	4	—	3	2	—	—	—	—	—	—	—
333913	Measuring & dispensing pump mfg .....	(A)	(D)	(D)	1	1	—	—	—	—	—	—	—	—	—	—
33392	Material handling equipment mfg .....	(H)	(D)	(D)	43	9	11	8	6	4	4	—	—	—	—	1
333921	Elevator & moving stairway mfg .....	(B)	(D)	(D)	3	—	2	1	—	—	—	—	—	—	—	—
333922	Conveyor & conveying equipment mfg ..	(F)	(D)	(D)	15	4	2	1	4	1	3	—	—	—	—	—
333923	Overhead crane, hoist & monorail system mfg .....	(G)	(D)	(D)	13	2	4	2	2	1	1	—	—	—	—	1
333924	Ind truck, tractor, trailer, stacker mach mfg .....	(C)	(D)	(D)	12	3	3	4	—	2	—	—	—	—	—	—
33399	All other general purpose machinery mfg ..	(G)	(D)	(D)	75	24	21	14	8	6	2	—	—	—	—	—
333991	Power-driven handtool mfg .....	(A)	(D)	(D)	2	2	—	—	—	—	—	—	—	—	—	—
333992	Welding & soldering equipment mfg .....	(B)	(D)	(D)	3	—	—	2	1	—	—	—	—	—	—	—
333993	Packaging machinery mfg .....	645	5 763	24 996	20	5	4	2	5	3	1	—	—	—	—	—
333994	Industrial process furnace & oven mfg...	(A)	(D)	(D)	4	2	2	—	—	—	—	—	—	—	—	—
333995	Fluid power cylinder & actuator mfg .....	(C)	(D)	(D)	6	2	1	1	1	—	1	—	—	—	—	—

Note: Employment-size classes are indicated as follows: A—0 to 19; B—20 to 99; C—100 to 249; E—250 to 499; F—500 to 999; G—1,000 to 2,499; H—2,500 to 4,999; I—5,000 to 9,999; J—10,000 to 24,999; K—25,000 to 49,999; L—50,000 to 99,999; M—100,000 or more.

**Table 2. The State—Employees, Payroll, and Establishments by Industry: 1999—Con.**

[Excludes most government employees, railroad employees, and self-employed persons. Size class 1 to 4 includes establishments with payroll, but no employees, during mid-March pay period. (D) denotes figures withheld to avoid disclosing data for individual companies; the data are included in broader industry totals. For explanation of terms, abbreviations, and data reliability/comparability, see introductory text]

NAICS code	Industry	Number of employees for week including March 12	Payroll (\$1,000)		Total number of establishments	Number of establishments by employment-size class								
			First quarter	Annual		1 to 4	5 to 9	10 to 19	20 to 49	50 to 99	100 to 249	250 to 499	500 to 999	1,000 or more
<b>31-33</b>	<b>Manufacturing—Con.</b>													
333	Machinery mfg—Con.													
3339	Other general purpose machinery mfg—Con.													
33399	All other general purpose machinery mfg—Con.													
333996	Fluid power pump & motor mfg .....	(B)	(D)	(D)	3	1	1	1	—	—	—	—	—	—
333997	Scale & balance (except laboratory) mfg .	(C)	(D)	(D)	3	—	—	—	—	3	—	—	—	—
333999	All other general purpose machinery mfg .....	233	2 291	11 024	34	12	13	8	1	—	—	—	—	—
334	Computer & electronic product mfg .....	45 223	622 097	2 395 543	427	153	65	46	66	33	30	20	8	6
3341	Computer & peripheral equipment mfg .....	5 348	75 546	304 342	53	18	9	7	4	3	7	3	—	2
33411	Computer & peripheral equipment mfg .....	5 348	75 546	304 342	53	18	9	7	4	3	7	3	—	2
334111	Electronic computer mfg .....	826	10 119	46 208	13	6	2	1	—	—	3	1	—	—
334112	Computer storage device mfg .....	(E)	(D)	(D)	4	1	—	1	—	1	1	—	—	—
334113	Computer terminal mfg .....	(B)	(D)	(D)	3	1	1	—	1	—	—	—	—	—
334119	Other computer peripheral equipment mfg .....	4 184	61 782	220 632	33	10	6	5	3	2	3	2	—	2
3342	Communications equipment mfg .....	3 659	43 542	190 821	60	21	8	6	13	5	2	4	1	—
33421	Telephone apparatus mfg .....	2 287	31 284	127 977	16	2	2	1	5	2	1	2	1	—
334210	Telephone apparatus mfg .....	2 287	31 284	127 977	16	2	2	1	5	2	1	2	1	—
33422	Radio, TV broadcast & wireless comm equip mfg .....	1 128	10 683	56 157	30	12	4	3	7	1	1	2	—	—
334220	Radio, TV broadcast & wireless comm equip mfg .....	1 128	10 683	56 157	30	12	4	3	7	1	1	2	—	—
33429	Other communications equipment mfg ..	244	1 575	6 687	14	7	2	2	1	2	—	—	—	—
334290	Other communications equipment mfg ..	244	1 575	6 687	14	7	2	2	1	2	—	—	—	—
3343	Audio & video equipment mfg .....	(G)	(D)	(D)	17	10	1	1	2	1	—	—	2	—
33431	Audio & video equipment mfg .....	(G)	(D)	(D)	17	10	1	1	2	1	—	—	2	—
334310	Audio & video equipment mfg .....	(G)	(D)	(D)	17	10	1	1	2	1	—	—	2	—
3344	Semiconductor & oth electronic component mfg .....	9 093	86 149	345 360	116	32	23	12	20	10	9	6	3	1
33441	Semiconductor & oth electronic component mfg .....	9 093	86 149	345 360	116	32	23	12	20	10	9	6	3	1
334411	Electron tube mfg .....	(A)	(D)	(D)	1	1	—	—	—	—	—	—	—	—
334412	Bare printed circuit board mfg .....	1 909	14 787	55 183	29	8	6	3	5	3	—	4	—	—
334413	Semiconductor & related device mfg ....	3 197	39 166	158 719	18	6	5	1	—	1	2	1	1	1
334414	Electronic capacitor mfg .....	(F)	(D)	(D)	3	1	—	—	—	1	—	—	1	—
334415	Electronic resistor mfg .....	(A)	(D)	(D)	1	—	1	—	—	—	—	—	—	—
334416	Electronic coil, transformer, oth inductor mfg .....	(E)	(D)	(D)	9	2	—	2	2	2	1	—	—	—
334417	Electronic connector mfg .....	(B)	(D)	(D)	3	2	—	—	1	—	—	—	—	—
334418	Printed circuit assembly (electronic assembly) mfg .....	1 008	5 856	28 044	15	2	1	1	7	1	2	1	—	—
334419	Other electronic component mfg .....	1 695	18 332	70 803	37	10	10	5	5	2	4	—	1	—
3345	Nav, measuring, medical, control instruments mfg .....	25 420	403 310	1 486 807	153	57	22	16	23	12	11	7	2	3
33451	Nav, measuring, medical, control instruments mfg .....	25 420	403 310	1 486 807	153	57	22	16	23	12	11	7	2	3
334510	Electromedical apparatus mfg .....	4 335	86 811	285 037	17	—	3	1	3	1	3	5	—	1
334511	Search, detection & navigation instrument mfg .....	(J)	(D)	(D)	24	7	3	2	5	1	4	—	1	1
334512	Automatic environmental control mfg ....	(A)	(D)	(D)	3	2	—	1	—	—	—	—	—	—
334513	Industrial process control mfg .....	253	2 487	10 860	18	8	4	1	4	1	—	—	—	—
334514	Total fluid meter & counting device mfg ..	78	498	2 330	7	3	1	2	1	—	—	—	—	—
334515	Electricity measuring, testing instrument mfg .....	3 944	53 641	224 910	26	7	1	2	5	4	4	1	1	1
334516	Analytical laboratory instrument mfg ....	264	3 096	10 704	18	5	7	3	1	2	—	—	—	—
334517	Irradiation apparatus mfg .....	(A)	(D)	(D)	2	2	—	—	—	—	—	—	—	—
334518	Watch, clock & part mfg .....	(B)	(D)	(D)	6	4	1	1	—	—	—	—	—	—
334519	Other measuring & controlling device mfg .....	697	9 216	35 619	32	19	2	3	4	3	—	1	—	—
3346	Mfg & reproducing magnetic & optical media .	(E)	(D)	(D)	28	15	2	4	4	2	1	—	—	—
33461	Mfg & reproducing magnetic & optical media .....	(E)	(D)	(D)	28	15	2	4	4	2	1	—	—	—
334611	Software reproducing .....	(E)	(D)	(D)	8	3	—	1	1	2	1	—	—	—
334612	Prerecorded CD, tape, record reproducing .....	(B)	(D)	(D)	10	5	1	2	2	—	—	—	—	—
334613	Magnetic and optical recording media mfg .....	(B)	(D)	(D)	10	7	1	1	1	—	—	—	—	—
335	Electrical equip, appliance & component mfg ...	3 437	28 085	131 776	110	43	16	23	15	5	5	2	1	—
3351	Electric lighting equipment mfg .....	(F)	(D)	(D)	19	8	3	4	1	2	—	—	1	—
33512	Lighting fixture mfg .....	(F)	(D)	(D)	19	8	3	4	1	2	—	—	1	—
335121	Residential electric lighting fixture mfg ..	(B)	(D)	(D)	8	3	2	2	1	—	—	—	—	—
335122	Commercial electric lighting fixture mfg ..	(F)	(D)	(D)	5	3	1	—	—	—	—	—	1	—
335129	Other lighting equipment mfg .....	(C)	(D)	(D)	6	2	—	2	—	2	—	—	—	—
3352	Household appliance mfg .....	(F)	(D)	(D)	6	2	—	2	—	—	1	1	—	—
33521	Small electrical appliance mfg .....	(E)	(D)	(D)	3	—	—	2	—	—	—	1	—	—
335211	Electric housewares & fan mfg .....	(E)	(D)	(D)	3	—	—	2	—	—	—	1	—	—
33522	Major appliance mfg .....	(C)	(D)	(D)	3	2	—	—	—	—	1	—	—	—
335221	Household cooking appliance mfg .....	(C)	(D)	(D)	3	2	—	—	—	—	1	—	—	—
3353	Electrical equipment mfg .....	1 042	9 449	40 391	53	16	9	13	11	2	2	—	—	—
33531	Electrical equipment mfg .....	1 042	9 449	40 391	53	16	9	13	11	2	2	—	—	—
335311	Power, distribution, specialty transformer mfg .....	(A)	(D)	(D)	2	1	—	1	—	—	—	—	—	—
335312	Motor & generator mfg .....	(C)	(D)	(D)	6	2	—	2	2	—	—	—	—	—
335313	Switchgear & switchboard apparatus mfg .....	243	1 910	8 242	14	6	3	3	1	—	1	—	—	—
335314	Relay & industrial control mfg .....	667	6 332	26 572	31	7	6	7	8	2	1	—	—	—

Note: Employment-size classes are indicated as follows: A—0 to 19; B—20 to 99; C—100 to 249; E—250 to 499; F—500 to 2,499; G—1,000 to 2,499; H—2,500 to 4,999; I—5,000 to 9,999; J—10,000 to 24,999; K—25,000 to 49,999; L—50,000 to 99,999; M—100,000 or more.















**Table 2. The State—Employees, Payroll, and Establishments by Industry: 1999—Con.**

[Excludes most government employees, railroad employees, and self-employed persons. Size class 1 to 4 includes establishments with payroll, but no employees, during mid-March pay period. (D) denotes figures withheld to avoid disclosing data for individual companies; the data are included in broader industry totals. For explanation of terms, abbreviations, and data reliability/comparability, see introductory text]

NAICS code	Industry	Number of employees for week including March 12	Payroll (\$1,000)		Total number of establishments	Number of establishments by employment-size class									
			First quarter	Annual		1 to 4	5 to 9	10 to 19	20 to 49	50 to 99	100 to 249	250 to 499	500 to 999	1,000 or more	
<b>48-49</b>	<b>Transportation &amp; warehousing</b>	<b>77 885</b>	<b>642 604</b>	<b>2 728 936</b>	<b>4 120</b>	<b>2 340</b>	<b>630</b>	<b>507</b>	<b>402</b>	<b>135</b>	<b>75</b>	<b>19</b>	<b>4</b>	<b>8</b>	
481	Air transportation	14 374	155 190	602 909	136	52	20	28	19	5	5	2	1	4	
4811	Scheduled air transportation	13 901	151 879	587 236	82	25	11	15	14	5	5	2	1	4	
48111	Scheduled air transportation	13 901	151 879	587 236	82	25	11	15	14	5	5	2	1	4	
481111	Scheduled passenger air transportation	13 820	151 152	583 637	71	20	8	13	13	5	5	2	1	4	
481112	Scheduled freight air transportation	81	727	3 599	11	5	3	2	1	—	—	—	—	—	
4812	Nonscheduled air transportation	473	3 311	15 673	54	27	9	13	5	—	—	—	—	—	
48121	Nonscheduled air transportation	473	3 311	15 673	54	27	9	13	5	—	—	—	—	—	
481211	Nonscheduled chartered passenger air trans.	257	1 814	8 198	31	14	6	10	1	—	—	—	—	—	
481212	Nonscheduled chartered freight air trans.	(C)	(D)	(D)	4	—	1	—	3	—	—	—	—	—	
481219	Other nonscheduled air transportation	(C)	(D)	(D)	19	13	2	3	1	—	—	—	—	—	
483	Water transportation	4 424	52 250	223 194	98	43	9	11	14	9	7	4	1	—	
4831	Deep sea, coastal & Great Lakes water trans.	3 994	46 849	202 806	69	27	6	7	9	9	6	4	1	—	
48311	Deep sea, coastal & Great Lakes water trans.	3 994	46 849	202 806	69	27	6	7	9	9	6	4	1	—	
483111	Deep sea freight transportation	877	11 900	53 319	27	13	3	3	5	1	1	1	—	—	
483112	Deep sea passenger transportation	419	3 043	15 633	6	4	—	—	—	—	1	1	—	—	
483113	Coastal & Great Lakes freight transportation	2 484	30 902	128 253	28	7	2	3	2	8	3	2	1	—	
483114	Coastal & Great Lakes passenger trans.	214	1 004	5 601	8	3	1	1	2	—	1	—	—	—	
4832	Inland water transportation	430	5 401	20 388	29	16	3	4	5	—	1	—	—	—	
48321	Inland water transportation	430	5 401	20 388	29	16	3	4	5	—	1	—	—	—	
483211	Inland water freight transportation	302	4 423	15 436	17	11	1	1	3	—	—	—	—	—	
483212	Inland water passenger transportation	128	978	4 952	12	5	2	3	2	—	—	—	—	—	
484	Truck transportation	24 573	177 317	802 879	2 254	1 394	322	252	200	61	17	5	2	1	
4841	General freight trucking	14 266	110 187	488 217	973	579	135	106	102	33	10	5	2	1	
48411	General freight trucking, local	2 876	21 548	94 754	353	225	55	34	31	6	1	1	—	—	
484110	General freight trucking, local	2 876	21 548	94 754	353	225	55	34	31	6	1	1	—	—	
48412	General freight trucking, long-distance	11 390	88 639	393 463	620	354	80	72	71	27	9	4	2	1	
484121	General freight trucking, long-distance, TL	7 763	59 484	265 167	487	306	57	50	50	18	2	1	2	1	
484122	General freight trucking, long-distance, LTL	3 627	29 155	128 296	133	48	23	22	21	9	7	3	—	—	
4842	Specialized freight trucking	10 307	67 130	314 662	1 281	815	187	146	98	28	7	—	—	—	
48421	Used household & office goods moving	3 008	17 706	82 213	232	85	51	51	35	9	1	—	—	—	
484210	Used household & office goods moving	3 008	17 706	82 213	232	85	51	51	35	9	1	—	—	—	
48422	Specialized freight (exc used) trucking, local	3 589	21 523	107 311	690	516	85	49	33	4	3	—	—	—	
484220	Specialized freight (exc used) trucking, local	3 589	21 523	107 311	690	516	85	49	33	4	3	—	—	—	
48423	Specialized freight (exc used) trucking, LDist	3 710	27 901	125 138	359	214	51	46	30	15	3	—	—	—	
484230	Specialized freight (exc used) trucking, LDist	3 710	27 901	125 138	359	214	51	46	30	15	3	—	—	—	
485	Transit & ground passenger transportation	4 505	18 255	79 395	179	76	28	23	31	10	8	3	—	—	
4851	Urban transit systems	(E)	(D)	(D)	11	5	2	—	1	2	1	—	—	—	
48511	Urban transit systems	(E)	(D)	(D)	11	5	2	—	1	2	1	—	—	—	
485111	Mixed mode transit systems	(C)	(D)	(D)	7	3	1	—	—	2	1	—	—	—	
485112	Commuter rail systems	(B)	(D)	(D)	1	—	—	—	1	—	—	—	—	—	
485113	Bus & other motor vehicle transit systems	(A)	(D)	(D)	3	2	1	—	—	—	—	—	—	—	
4852	Interurban & rural bus transportation	(C)	(D)	(D)	4	1	—	1	1	—	—	—	—	—	
48521	Interurban & rural bus transportation	(C)	(D)	(D)	4	1	—	1	1	—	—	—	—	—	
485210	Interurban & rural bus transportation	(C)	(D)	(D)	4	1	—	1	1	—	—	—	—	—	
4853	Taxi & limousine service	(E)	(D)	(D)	71	41	11	13	6	—	—	—	—	—	
48531	Taxi service	(C)	(D)	(D)	33	18	7	7	1	—	—	—	—	—	
485310	Taxi service	(C)	(D)	(D)	33	18	7	7	1	—	—	—	—	—	
48532	Limousine service	278	822	4 296	38	23	4	6	5	—	—	—	—	—	
485320	Limousine service	278	822	4 296	38	23	4	6	5	—	—	—	—	—	
4854	School & employee bus transportation	1 152	3 826	15 097	15	2	1	1	6	—	4	1	—	—	
48541	School & employee bus transportation	1 152	3 826	15 097	15	2	1	1	6	—	4	1	—	—	
485410	School & employee bus transportation	1 152	3 826	15 097	15	2	1	1	6	—	4	1	—	—	
4855	Charter bus industry	608	2 127	10 052	21	4	4	4	7	1	1	—	—	—	
48551	Charter bus industry	608	2 127	10 052	21	4	4	4	7	1	1	—	—	—	
485510	Charter bus industry	608	2 127	10 052	21	4	4	4	7	1	1	—	—	—	
4859	Oth transit & ground passenger transportation	1 820	7 879	34 823	57	23	10	4	10	6	2	2	—	—	
48599	Oth transit & ground passenger transportation	1 820	7 879	34 823	57	23	10	4	10	6	2	2	—	—	
485991	Special needs transportation	1 187	5 107	22 762	39	16	7	3	7	3	2	1	—	—	
485999	All other transit & ground passenger trans.	633	2 772	12 061	18	7	3	1	3	3	—	1	—	—	
486	Pipeline transportation	268	4 567	16 611	14	6	2	3	1	1	1	—	—	—	
4861	Pipeline transportation of crude oil	(B)	(D)	(D)	3	1	—	2	—	—	—	—	—	—	
48611	Pipeline transportation of crude oil	(B)	(D)	(D)	3	1	—	2	—	—	—	—	—	—	
486110	Pipeline transportation of crude oil	(B)	(D)	(D)	3	1	—	2	—	—	—	—	—	—	
4862	Pipeline transportation of natural gas	(C)	(D)	(D)	6	2	1	1	1	—	1	—	—	—	
48621	Pipeline transportation of natural gas	(C)	(D)	(D)	6	2	1	1	1	—	1	—	—	—	
486210	Pipeline transportation of natural gas	(C)	(D)	(D)	6	2	1	1	1	—	1	—	—	—	
4869	Other pipeline transportation	(B)	(D)	(D)	5	3	1	—	—	1	—	—	—	—	
48691	Pipeline trans of refined petroleum products	(B)	(D)	(D)	5	3	1	—	—	1	—	—	—	—	
486910	Pipeline trans of refined petroleum products	(B)	(D)	(D)	5	3	1	—	—	1	—	—	—	—	

Note: Employment-size classes are indicated as follows: A—0 to 19; B—20 to 99; C—100 to 249; E—250 to 499; F—500 to 999; G—1,000 to 2,499; H—2,500 to 4,999; I—5,000 to 9,999; J—10,000 to 24,999; K—25,000 to 49,999; L—50,000 to 99,999; M—100,000 or more.

**Table 2. The State—Employees, Payroll, and Establishments by Industry: 1999—Con.**

[Excludes most government employees, railroad employees, and self-employed persons. Size class 1 to 4 includes establishments with payroll, but no employees, during mid-March pay period. (D) denotes figures withheld to avoid disclosing data for individual companies; the data are included in broader industry totals. For explanation of terms, abbreviations, and data reliability/comparability, see introductory text]

NAICS code	Industry	Number of employees for week including March 12	Payroll (\$1,000)		Total number of establishments	Number of establishments by employment-size class										
			First quarter	Annual		1 to 4	5 to 9	10 to 19	20 to 49	50 to 99	100 to 249	250 to 499	500 to 999	1,000 or more		
<b>48-49</b>	<b>Transportation &amp; warehousing—Con.</b>															
487	Scenic & sightseeing transportation .....	661	3 480	23 291	60	47	6	2	—	3	2	—	—	—	—	—
4871	Scenic & sightseeing transportation, land ...	(E)	(D)	(D)	8	4	1	1	—	—	2	—	—	—	—	—
48711	Scenic & sightseeing transportation, land ..	(E)	(D)	(D)	8	4	1	1	—	—	2	—	—	—	—	—
487110	Scenic & sightseeing transportation, land .....	(E)	(D)	(D)	8	4	1	1	—	—	2	—	—	—	—	—
4872	Scenic & sightseeing transportation, water ...	(C)	(D)	(D)	47	39	5	1	—	2	—	—	—	—	—	—
48721	Scenic & sightseeing transportation, water ..	(C)	(D)	(D)	47	39	5	1	—	2	—	—	—	—	—	—
487210	Scenic & sightseeing transportation, water .....	(C)	(D)	(D)	47	39	5	1	—	2	—	—	—	—	—	—
4879	Scenic & sightseeing transportation, other ...	(B)	(D)	(D)	5	4	—	—	—	1	—	—	—	—	—	—
48799	Scenic & sightseeing transportation, other ..	(B)	(D)	(D)	5	4	—	—	—	1	—	—	—	—	—	—
487990	Scenic & sightseeing transportation, other .....	(B)	(D)	(D)	5	4	—	—	—	1	—	—	—	—	—	—
488	Transportation support activities .....	14 230	135 930	573 650	953	524	199	125	67	23	10	3	—	—	—	2
4881	Air transportation support activities .....	4 453	33 046	147 730	114	61	22	11	10	4	4	1	—	—	—	1
48811	Airport operations .....	1 111	5 071	21 410	39	14	8	4	6	3	3	1	—	—	—	—
488111	Air traffic control .....	(B)	(D)	(D)	5	2	3	—	—	—	—	—	—	—	—	—
488119	Other airport operations .....	(G)	(D)	(D)	34	12	5	4	6	3	3	1	—	—	—	—
48819	Other air transportation support activities ..	3 342	27 975	126 320	75	47	14	7	4	1	1	—	—	—	—	1
488190	Other air transportation support activities .....	3 342	27 975	126 320	75	47	14	7	4	1	1	—	—	—	—	1
4882	Rail transportation support activities .....	(E)	(D)	(D)	30	14	5	4	2	5	—	—	—	—	—	—
48821	Rail transportation support activities .....	(E)	(D)	(D)	30	14	5	4	2	5	—	—	—	—	—	—
488210	Rail transportation support activities .....	(E)	(D)	(D)	30	14	5	4	2	5	—	—	—	—	—	—
4883	Water transportation support activities .....	3 241	54 200	222 236	154	113	15	11	9	1	3	1	—	—	—	1
48831	Port & harbor operations .....	(F)	(D)	(D)	7	3	1	—	1	—	1	1	—	—	—	—
488310	Port & harbor operations .....	(F)	(D)	(D)	7	3	1	—	1	—	1	1	—	—	—	—
48832	Marine cargo handling .....	2 361	45 385	186 461	33	15	4	4	6	1	2	—	—	—	—	1
488320	Marine cargo handling .....	2 361	45 385	186 461	33	15	4	4	6	1	2	—	—	—	—	1
48833	Navigational services to shipping .....	(C)	(D)	(D)	57	48	6	2	1	—	—	—	—	—	—	—
488330	Navigational services to shipping .....	(C)	(D)	(D)	57	48	6	2	1	—	—	—	—	—	—	—
48839	Other water transportation support activities .....	(C)	(D)	(D)	57	47	4	5	1	—	—	—	—	—	—	—
488390	Other water transportation support activities .....	(C)	(D)	(D)	57	47	4	5	1	—	—	—	—	—	—	—
4884	Road transportation support activities .....	1 604	7 728	33 095	201	99	55	34	8	4	1	—	—	—	—	—
48841	Motor vehicle towing .....	1 392	6 741	28 667	179	86	51	32	6	3	1	—	—	—	—	—
488410	Motor vehicle towing .....	1 392	6 741	28 667	179	86	51	32	6	3	1	—	—	—	—	—
48849	Other road transportation support activities .....	212	987	4 428	22	13	4	2	2	1	—	—	—	—	—	—
488490	Other road transportation support activities .....	212	987	4 428	22	13	4	2	2	1	—	—	—	—	—	—
4885	Freight transportation arrangement .....	4 262	36 968	154 212	433	222	100	63	37	9	1	1	—	—	—	—
48851	Freight transportation arrangement .....	4 262	36 968	154 212	433	222	100	63	37	9	1	1	—	—	—	—
488510	Freight transportation arrangement .....	4 262	36 968	154 212	433	222	100	63	37	9	1	1	—	—	—	—
4889	Other transportation support activities .....	(C)	(D)	(D)	21	15	2	2	1	—	1	—	—	—	—	—
48899	Other transportation support activities .....	(C)	(D)	(D)	21	15	2	2	1	—	1	—	—	—	—	—
488991	Packing & crating .....	(C)	(D)	(D)	17	13	1	1	1	—	1	—	—	—	—	—
488999	All other transportation support activities ..	(B)	(D)	(D)	4	2	1	1	—	—	—	—	—	—	—	—
492	Couriers & messengers .....	11 164	71 539	306 273	254	126	22	34	38	17	14	2	—	—	—	1
4921	Couriers .....	9 703	64 693	277 069	149	67	12	21	24	10	12	2	—	—	—	1
49211	Couriers .....	9 703	64 693	277 069	149	67	12	21	24	10	12	2	—	—	—	1
492110	Couriers .....	9 703	64 693	277 069	149	67	12	21	24	10	12	2	—	—	—	1
4922	Local messengers & local delivery .....	1 461	6 846	29 204	105	59	10	13	14	7	2	—	—	—	—	—
49221	Local messengers & local delivery .....	1 461	6 846	29 204	105	59	10	13	14	7	2	—	—	—	—	—
492210	Local messengers & local delivery .....	1 461	6 846	29 204	105	59	10	13	14	7	2	—	—	—	—	—
493	Warehousing & storage .....	3 686	24 076	100 734	172	72	22	29	32	6	11	—	—	—	—	—
4931	Warehousing & storage .....	3 686	24 076	100 734	172	72	22	29	32	6	11	—	—	—	—	—
49311	General warehousing & storage .....	1 078	7 038	30 595	73	34	10	12	13	2	2	—	—	—	—	—
493110	General warehousing & storage .....	1 078	7 038	30 595	73	34	10	12	13	2	2	—	—	—	—	—
49312	Refrigerated warehousing & storage .....	1 964	11 521	46 844	52	16	4	6	15	3	8	—	—	—	—	—
493120	Refrigerated warehousing & storage .....	1 964	11 521	46 844	52	16	4	6	15	3	8	—	—	—	—	—
49313	Farm product warehousing & storage .....	177	1 331	6 613	17	8	2	5	1	1	—	—	—	—	—	—
493130	Farm product warehousing & storage .....	177	1 331	6 613	17	8	2	5	1	1	—	—	—	—	—	—
49319	Other warehousing & storage .....	467	4 186	16 682	30	14	6	6	3	—	1	—	—	—	—	—
493190	Other warehousing & storage .....	467	4 186	16 682	30	14	6	6	3	—	1	—	—	—	—	—
<b>51</b>	<b>Information .....</b>	<b>71 134</b>	<b>1 174 688</b>	<b>5 104 115</b>	<b>2 844</b>	<b>1 424</b>	<b>428</b>	<b>378</b>	<b>331</b>	<b>145</b>	<b>102</b>	<b>17</b>	<b>14</b>	<b>5</b>		
511	Publishing industries .....	27 011	614 505	2 825 544	869	408	140	132	109	33	30	6	8	3		
5111	Newspaper, periodical, book, database publishers .....	12 328	102 279	432 611	486	233	81	84	49	14	21	1	2	1		
51111	Newspaper publishers .....	8 874	72 407	302 373	186	65	34	39	21	10	13	1	2	1		
511110	Newspaper publishers .....	8 874	72 407	302 373	186	65	34	39	21	10	13	1	2	1		
51112	Periodical publishers .....	1 147	8 846	38 306	125	75	19	20	9	—	2	—	—	—		
511120	Periodical publishers .....	1 147	8 846	38 306	125	75	19	20	9	—	2	—	—	—		
51113	Book publishers .....	615	5 342	24 680	78	47	16	10	3	1	1	—	—	—		
511130	Book publishers .....	615	5 342	24 680	78	47	16	10	3	1	1	—	—	—		
51114	Database and directory publishers .....	285	2 025	8 748	20	10	4	3	2	—	1	—	—	—		
511140	Database and directory publishers .....	285	2 025	8 748	20	10	4	3	2	—	1	—	—	—		
51119	Other publishers .....	1 407	13 659	58 504	77	36	8	12	14	3	4	—	—	—		
511191	Greeting card publishers .....	(B)	(D)	(D)	3	2	—	1	—	—	—	—	—	—		
511199	All other publishers .....	(G)	(D)	(D)	74	34	8	11	14	3	4	—	—	—		
5112	Software publishers .....	14 683	512 226	2 392 933	383	175	59	48	60	19	9	5	6	2		
51121	Software publishers .....	14 683	512 226	2 392 933	383	175	59	48	60	19	9	5	6	2		
511210	Software publishers .....	14 683	512 226	2 392 933	383	175	59	48	60	19	9	5	6	2		

Note: Employment-size classes are indicated as follows: A—0 to 19; B—20 to 99; C—100 to 249; E—250 to 499; F—500 to 999; G—1,000 to 2,499; H—2,500 to 4,999; I—5,000 to 9,999; J—10,000 to 24,999; K—25,000 to 49,999; L—50,000 to 99,999; M—100,000 or more.



**Table 2. The State—Employees, Payroll, and Establishments by Industry: 1999—Con.**

[Excludes most government employees, railroad employees, and self-employed persons. Size class 1 to 4 includes establishments with payroll, but no employees, during mid-March pay period. (D) denotes figures withheld to avoid disclosing data for individual companies; the data are included in broader industry totals. For explanation of terms, abbreviations, and data reliability/comparability, see introductory text]

NAICS code	Industry	Number of employees for week including March 12	Payroll (\$1,000)		Total number of establishments	Number of establishments by employment-size class								
			First quarter	Annual		1 to 4	5 to 9	10 to 19	20 to 49	50 to 99	100 to 249	250 to 499	500 to 999	1,000 or more
<b>52</b>	<b>Finance &amp; insurance—Con.</b>													
522	Credit intermediation & related activities—Con.													
5223	Activities related to credit intermediation . . . . .	4 160	41 568	157 100	565	323	132	68	34	6	1	1	—	—
52231	Mortgage & nonmortgage brokers . . . . .	2 561	25 991	94 130	371	211	80	50	25	5	—	—	—	—
522310	Mortgage & nonmortgage brokers . . . . .	2 561	25 991	94 130	371	211	80	50	25	5	—	—	—	—
52232	Financial clearinghouse & reserve activities . . . . .	168	2 916	10 155	23	18	2	2	—	—	1	—	—	—
522320	Financial clearinghouse & reserve activities . . . . .	168	2 916	10 155	23	18	2	2	—	—	1	—	—	—
52239	Other credit intermediation activities . . . . .	1 431	12 661	52 815	171	94	50	16	9	1	—	1	—	—
522390	Other credit intermediation activities . . . . .	1 431	12 661	52 815	171	94	50	16	9	1	—	1	—	—
523	Security, commodity contracts & like activity . . . . .	9 836	231 493	874 460	1 400	1 069	147	83	67	17	16	—	1	—
5231	Scrtcy & comdty contracts intermed & brokerage . . . . . (I)	(D)	(D)	(D)	740	548	79	48	42	13	10	—	—	—
52311	Investment banking & securities dealing . . . . . (G)	(D)	(D)	(D)	88	47	17	10	9	2	3	—	—	—
523110	Investment banking & securities dealing . . . . . (G)	(D)	(D)	(D)	88	47	17	10	9	2	3	—	—	—
52312	Securities brokerage . . . . .	4 513	115 240	403 883	634	483	62	38	33	11	7	—	—	—
523120	Securities brokerage . . . . .	4 513	115 240	403 883	634	483	62	38	33	11	7	—	—	—
52313	Commodity contracts dealing . . . . . (A)	(D)	(D)	(D)	4	4	—	—	—	—	—	—	—	—
523130	Commodity contracts dealing . . . . . (A)	(D)	(D)	(D)	4	4	—	—	—	—	—	—	—	—
52314	Commodity contracts brokerage . . . . . (B)	(D)	(D)	(D)	14	14	—	—	—	—	—	—	—	—
523140	Commodity contracts brokerage . . . . . (B)	(D)	(D)	(D)	14	14	—	—	—	—	—	—	—	—
5232	Securities & commodity exchanges . . . . . (A)	(D)	(D)	(D)	2	2	—	—	—	—	—	—	—	—
52321	Securities & commodity exchanges . . . . . (A)	(D)	(D)	(D)	2	2	—	—	—	—	—	—	—	—
523210	Securities & commodity exchanges . . . . . (A)	(D)	(D)	(D)	2	2	—	—	—	—	—	—	—	—
5239	Other financial investment activities . . . . . (H)	(D)	(D)	(D)	658	519	68	35	25	4	6	—	1	—
52391	Miscellaneous intermediation . . . . . (F)	(D)	(D)	(D)	130	108	12	6	2	—	2	—	—	—
523910	Miscellaneous intermediation . . . . . (F)	(D)	(D)	(D)	130	108	12	6	2	—	2	—	—	—
52392	Portfolio management . . . . .	1 608	33 341	136 184	229	173	23	13	14	2	4	—	—	—
523920	Portfolio management . . . . .	1 608	33 341	136 184	229	173	23	13	14	2	4	—	—	—
52393	Investment advice . . . . .	1 283	31 583	132 616	202	167	16	13	5	—	—	—	1	—
523930	Investment advice . . . . .	1 283	31 583	132 616	202	167	16	13	5	—	—	—	1	—
52399	All other financial investment activities . . . . . (F)	(D)	(D)	(D)	97	71	17	3	4	2	—	—	—	—
523991	Trust, fiduciary & custody activities . . . . . (F)	(D)	(D)	(D)	89	63	17	3	4	2	—	—	—	—
523999	Miscellaneous financial investment activities . . . . . (A)	(D)	(D)	(D)	8	8	—	—	—	—	—	—	—	—
524	Insurance carriers & related activities . . . . .	38 173	391 583	1 599 691	3 634	2 632	461	240	170	69	39	18	3	2
5241	Insurance carriers . . . . .	23 440	252 015	1 027 318	928	597	78	72	83	50	27	16	3	2
52411	Direct life, health, medical insurance carriers . . . . .	12 326	133 867	526 257	234	94	29	36	37	14	11	9	2	2
524113	Direct life insurance carriers . . . . .	5 562	63 217	243 899	178	78	23	29	29	8	5	5	1	—
524114	Direct health & medical insurance carriers . . . . .	6 764	70 650	282 358	56	16	6	7	8	6	6	4	1	2
52412	Other direct insurance carriers . . . . .	11 050	117 723	499 345	686	496	49	36	46	35	16	7	1	—
524126	Direct property & casualty insurance carriers . . . . .	9 001	96 824	418 980	619	485	35	26	29	23	13	7	1	—
524127	Direct title insurance carriers . . . . . (G)	(D)	(D)	(D)	65	10	14	10	17	11	3	—	—	—
524128	All other direct insurance carriers . . . . . (B)	(D)	(D)	(D)	2	1	—	—	—	1	—	—	—	—
52413	Reinsurance carriers . . . . .	64	425	1 716	8	7	—	—	—	1	—	—	—	—
524130	Reinsurance carriers . . . . .	64	425	1 716	8	7	—	—	—	1	—	—	—	—
5242	Agencies & other insurance related activities . . . . .	14 733	139 568	572 373	2 706	2 035	383	168	87	19	12	2	—	—
52421	Insurance agencies & brokerages . . . . .	11 622	111 293	458 384	2 443	1 871	339	138	73	14	8	—	—	—
524210	Insurance agencies & brokerages . . . . .	11 622	111 293	458 384	2 443	1 871	339	138	73	14	8	—	—	—
52429	Other insurance related activities . . . . .	3 111	28 275	113 989	263	164	44	30	14	5	4	2	—	—
524291	Claims adjusting . . . . .	669	8 449	30 848	93	60	14	14	4	—	1	—	—	—
524292	Insurance & pension funds, third party admin . . . . .	2 202	17 820	74 469	112	56	24	14	9	4	3	2	—	—
524298	All other insurance related activities . . . . .	240	2 006	8 672	58	48	6	2	1	1	—	—	—	—
525	Funds, trusts, & other financial vehicles (part) . . . . . (C)	(D)	(D)	(D)	38	23	11	4	—	—	—	—	—	—
5259	Other investment pools & funds . . . . . (C)	(D)	(D)	(D)	38	23	11	4	—	—	—	—	—	—
52591	Open-end investment funds . . . . . (A)	(D)	(D)	(D)	1	—	—	—	—	—	—	—	—	—
525910	Open-end investment funds . . . . . (A)	(D)	(D)	(D)	1	—	—	—	—	—	—	—	—	—
52593	Real estate investment trusts . . . . .	151	2 679	6 832	28	15	10	3	—	—	—	—	—	—
525930	Real estate investment trusts . . . . . (B)	151	2 679	6 832	28	15	10	3	—	—	—	—	—	—
52599	Other financial vehicles . . . . . (B)	(D)	(D)	(D)	9	7	1	1	—	—	—	—	—	—
525990	Other financial vehicles . . . . . (B)	(D)	(D)	(D)	9	7	1	1	—	—	—	—	—	—
<b>53</b>	<b>Real estate &amp; rental &amp; leasing . . . . .</b>	<b>48 884</b>	<b>292 268</b>	<b>1 280 275</b>	<b>7 836</b>	<b>5 556</b>	<b>1 287</b>	<b>613</b>	<b>263</b>	<b>72</b>	<b>34</b>	<b>7</b>	<b>3</b>	<b>1</b>
531	Real estate . . . . .	34 145	205 007	887 896	6 417	4 936	887	347	168	50	22	4	2	1
5311	Lessors of real estate . . . . .	14 241	70 308	299 470	3 228	2 606	385	129	80	20	6	1	1	—
53111	Lessors of residential buildings & dwellings . . . . .	8 245	29 833	134 026	1 893	1 522	236	73	47	13	1	—	1	—
531110	Lessors of residential buildings & dwellings . . . . .	8 245	29 833	134 026	1 893	1 522	236	73	47	13	1	—	1	—
53112	Lessors of nonres bldg (exc miniwarehouses) . . . . .	3 937	31 083	126 639	705	529	97	42	25	7	5	—	—	—
531120	Lessors of nonres bldg (exc miniwarehouses) . . . . .	3 937	31 083	126 639	705	529	97	42	25	7	5	—	—	—
53113	Lessors of miniwarehouses & self storage units . . . . .	838	3 700	15 304	298	259	30	6	3	—	—	—	—	—
531130	Lessors of miniwarehouses & self storage units . . . . .	838	3 700	15 304	298	259	30	6	3	—	—	—	—	—
53119	Lessors of other real estate property . . . . .	1 221	5 692	23 501	332	296	22	8	5	—	—	1	—	—
531190	Lessors of other real estate property . . . . .	1 221	5 692	23 501	332	296	22	8	5	—	—	1	—	—
5312	Offices of real estate agents & brokers . . . . .	8 293	59 337	262 603	1 625	1 256	248	83	24	8	4	1	—	1
53121	Offices of real estate agents & brokers . . . . .	8 293	59 337	262 603	1 625	1 256	248	83	24	8	4	1	—	1
531210	Offices of real estate agents & brokers . . . . .	8 293	59 337	262 603	1 625	1 256	248	83	24	8	4	1	—	1

Note: Employment-size classes are indicated as follows: A—0 to 19; B—20 to 99; C—100 to 249; E—250 to 499; F—500 to 999; G—1,000 to 2,499; H—2,500 to 4,999; I—5,000 to 9,999; J—10,000 to 24,999; K—25,000 to 49,999; L—50,000 to 99,999; M—100,000 or more.









**Table 2. The State—Employees, Payroll, and Establishments by Industry: 1999—Con.**

[Excludes most government employees, railroad employees, and self-employed persons. Size class 1 to 4 includes establishments with payroll, but no employees, during mid-March pay period. (D) denotes figures withheld to avoid disclosing data for individual companies; the data are included in broader industry totals. For explanation of terms, abbreviations, and data reliability/comparability, see introductory text]

NAICS code	Industry	Number of employees for week including March 12	Payroll (\$1,000)		Total number of establishments	Number of establishments by employment-size class									
			First quarter	Annual		1 to 4	5 to 9	10 to 19	20 to 49	50 to 99	100 to 249	250 to 499	500 to 999	1,000 or more	
<b>61</b>	<b>Educational services</b>	<b>36 162</b>	<b>158 769</b>	<b>654 583</b>	<b>1 733</b>	<b>932</b>	<b>286</b>	<b>213</b>	<b>194</b>	<b>67</b>	<b>23</b>	<b>8</b>	<b>3</b>	<b>7</b>	
611	Educational services	36 162	158 769	654 583	1 733	932	286	213	194	67	23	8	3	7	
6111	Elementary & secondary schools	11 099	51 166	205 576	389	103	51	76	89	53	14	3	—	—	
61111	Elementary & secondary schools	11 099	51 166	205 576	389	103	51	76	89	53	14	3	—	—	
611110	Elementary & secondary schools	11 099	51 166	205 576	389	103	51	76	89	53	14	3	—	—	
6112	Junior colleges	747	4 190	16 222	15	1	—	3	6	2	3	—	—	—	
61121	Junior colleges	747	4 190	16 222	15	1	—	3	6	2	3	—	—	—	
611210	Junior colleges	747	4 190	16 222	15	1	—	3	6	2	3	—	—	—	
6113	Colleges, universities & professional schools	14 531	59 020	241 884	59	25	3	5	6	4	4	3	2	7	
61131	Colleges, universities & professional schools	14 531	59 020	241 884	59	25	3	5	6	4	4	3	2	7	
611310	Colleges, universities & professional schools	14 531	59 020	241 884	59	25	3	5	6	4	4	3	2	7	
6114	Business schools & computer & mgt training	1 483	11 814	50 070	216	155	26	15	19	—	—	1	—	—	
61141	Business & secretarial schools	76	492	2 497	8	5	1	1	1	—	—	—	—	—	
611410	Business & secretarial schools	76	492	2 497	8	5	1	1	1	—	—	—	—	—	
61142	Computer training	930	8 268	33 274	90	57	13	6	13	—	—	1	—	—	
611420	Computer training	930	8 268	33 274	90	57	13	6	13	—	—	1	—	—	
61143	Professional, management development training	477	3 054	14 299	118	93	12	8	5	—	—	—	—	—	
611430	Professional, management development training	477	3 054	14 299	118	93	12	8	5	—	—	—	—	—	
6115	Technical & trade schools	2 294	9 761	40 776	192	104	44	25	16	2	—	—	1	—	
61151	Technical & trade schools	2 294	9 761	40 776	192	104	44	25	16	2	—	—	—	—	
611511	Cosmetology & barber schools	225	950	4 034	40	24	10	4	2	—	—	—	—	—	
611512	Flight training	324	1 767	7 142	29	14	4	5	6	—	—	—	—	—	
611513	Apprenticeship training	294	1 455	6 226	44	24	13	5	2	—	—	—	—	—	
611519	Other technical & trade schools	1 451	5 589	23 374	79	42	17	11	6	2	—	—	1	—	
6116	Other schools & instruction	5 520	19 836	86 800	749	456	146	84	55	5	2	1	—	—	
61161	Fine arts schools	1 060	2 760	11 595	182	117	36	20	8	1	—	—	—	—	
611610	Fine arts schools	1 060	2 760	11 595	182	117	36	20	8	1	—	—	—	—	
61162	Sports & recreation instruction	1 737	3 955	19 513	232	143	39	33	14	1	2	—	—	—	
611620	Sports & recreation instruction	1 737	3 955	19 513	232	143	39	33	14	1	2	—	—	—	
61163	Language schools	433	1 056	4 299	42	16	12	8	5	1	—	—	—	—	
611630	Language schools	433	1 056	4 299	42	16	12	8	5	1	—	—	—	—	
61169	All other schools & instruction	2 290	12 065	51 393	293	180	59	23	28	2	—	1	—	—	
611691	Exam preparation & tutoring	836	2 945	13 887	84	41	16	10	15	2	—	—	—	—	
611692	Automobile driving schools	208	543	2 929	52	35	13	4	—	—	—	—	—	—	
611699	All other miscellaneous schools & instruction	1 246	8 577	34 577	157	104	30	9	13	—	—	1	—	—	
6117	Educational support services	488	2 982	13 255	113	88	16	5	3	1	—	—	—	—	
61171	Educational support services	488	2 982	13 255	113	88	16	5	3	1	—	—	—	—	
611710	Educational support services	488	2 982	13 255	113	88	16	5	3	1	—	—	—	—	
<b>62</b>	<b>Health care and social assistance</b>	<b>272 604</b>	<b>1 888 021</b>	<b>8 233 063</b>	<b>15 194</b>	<b>7 431</b>	<b>3 573</b>	<b>2 111</b>	<b>1 251</b>	<b>414</b>	<b>300</b>	<b>57</b>	<b>31</b>	<b>26</b>	
621	Ambulatory health care services	99 376	804 754	3 623 504	9 797	4 817	2 732	1 401	582	148	90	16	10	1	
6211	Offices of physicians	33 838	369 132	1 714 560	3 242	1 695	772	427	272	46	20	4	5	1	
62111	Offices of physicians	33 838	369 132	1 714 560	3 242	1 695	772	427	272	46	20	4	5	1	
621111	Offices of physicians (exc mental health)	33 278	364 668	1 693 094	3 055	1 536	755	418	270	46	20	4	5	1	
621112	Offices of physicians, mental health	560	4 464	21 466	187	159	17	9	2	—	—	—	—	—	
6212	Offices of dentists	20 958	151 075	685 354	2 938	941	1 295	626	72	3	1	—	—	—	
62121	Offices of dentists	20 958	151 075	685 354	2 938	941	1 295	626	72	3	1	—	—	—	
621210	Offices of dentists	20 958	151 075	685 354	2 938	941	1 295	626	72	3	1	—	—	—	
6213	Offices of other health practitioners	9 795	54 502	239 334	2 445	1 794	468	138	38	5	2	—	—	—	
62131	Offices of chiropractors	2 586	12 305	54 589	966	818	130	—	—	—	—	—	—	—	
621310	Offices of chiropractors	2 586	12 305	54 589	966	818	130	—	—	—	—	—	—	—	
62132	Offices of optometrists	1 823	9 187	41 783	386	224	127	30	5	—	—	—	—	—	
621320	Offices of optometrists	1 823	9 187	41 783	386	224	127	30	5	—	—	—	—	—	
62133	Offices of other mental health practitioners	677	3 283	14 351	238	210	18	5	4	1	—	—	—	—	
621330	Offices of other mental health practitioners	677	3 283	14 351	238	210	18	5	4	1	—	—	—	—	
62134	Offices of PT, OT, speech therapy & audiology	3 043	20 302	88 318	412	202	122	63	20	3	2	—	—	—	
621340	Offices of PT, OT, speech therapy & audiology	3 043	20 302	88 318	412	202	122	63	20	3	2	—	—	—	
62139	Offices of all other health practitioners	1 666	9 425	40 293	443	340	71	22	9	1	—	—	—	—	
621391	Offices of podiatrists	565	2 988	12 912	158	115	34	9	—	—	—	—	—	—	
621399	Offices of all other misc health practitioners	1 101	6 437	27 381	285	225	37	13	9	1	—	—	—	—	
6214	Outpatient care centers	18 222	137 328	584 383	604	160	121	116	113	48	38	6	2	—	
62141	Family planning centers	629	3 732	15 527	56	16	19	15	4	2	—	—	—	—	
621410	Family planning centers	629	3 732	15 527	56	16	19	15	4	2	—	—	—	—	
62142	Outpatient mental health, substance abuse ctrs	3 943	23 772	99 662	185	59	41	34	30	14	6	1	—	—	
621420	Outpatient mental health, substance abuse ctrs	3 943	23 772	99 662	185	59	41	34	30	14	6	1	—	—	
62149	Other outpatient care centers	13 650	109 824	469 194	363	85	61	67	79	32	5	2	—	—	
621491	HMO medical centers (H)	(D)	(D)	(D)	53	4	3	6	17	6	14	3	—	—	
621492	Kidney dialysis centers (F)	(D)	(D)	(D)	24	2	2	7	11	1	1	—	—	—	
621493	Freestanding ambulatory surgery, emergency ctr	562	6 027	30 951	44	15	9	13	6	1	—	—	—	—	
621498	All other outpatient care centers	8 004	65 159	276 579	242	64	47	41	45	24	17	2	2	—	
6215	Medical & diagnostic laboratories	4 031	35 438	157 373	171	78	32	24	26	6	2	1	2	—	
62151	Medical & diagnostic laboratories	4 031	35 438	157 373	171	78	32	24	26	6	2	1	2	—	
621511	Medical laboratories	2 927	22 766	98 700	67	29	11	9	10	3	2	1	2	—	
621512	Diagnostic Imaging centers	1 104	12 672	58 673	104	49	21	15	16	3	—	—	—	—	
6216	Home health care services	10 090	42 464	176 241	261	104	25	29	42	33	22	5	1	—	
62161	Home health care services	10 090	42 464	176 241	261	104	25	29	42	33	22	5	1	—	
621610	Home health care services	10 090	42 464	176 241	261	104	25	29	42	33	22	5	1	—	

Note: Employment-size classes are indicated as follows: A—0 to 19; B—20 to 99; C—100 to 249; E—250 to 499; F—500 to 999; G—1,000 to 2,499; H—2,500 to 4,999; I—5,000 to 9,999; J—10,000 to 24,999; K—25,000 to 49,999; L—50,000 to 99,999; M—100,000 or more.





**Table 2. The State—Employees, Payroll, and Establishments by Industry: 1999—Con.**

[Excludes most government employees, railroad employees, and self-employed persons. Size class 1 to 4 includes establishments with payroll, but no employees, during mid-March pay period. (D) denotes figures withheld to avoid disclosing data for individual companies; the data are included in broader industry totals. For explanation of terms, abbreviations, and data reliability/comparability, see introductory text]

NAICS code	Industry	Number of employees for week including March 12	Payroll (\$1,000)		Total number of establishments	Number of establishments by employment-size class									
			First quarter	Annual		1 to 4	5 to 9	10 to 19	20 to 49	50 to 99	100 to 249	250 to 499	500 to 999	1,000 or more	
<b>81</b>	<b>Other services (except public administration)</b>	<b>103 190</b>	<b>487 444</b>	<b>2 098 019</b>	<b>15 223</b>	<b>9 282</b>	<b>3 317</b>	<b>1 743</b>	<b>666</b>	<b>134</b>	<b>74</b>	<b>5</b>	<b>2</b>	<b>-</b>	
811	Repair & maintenance	28 406	183 366	798 697	5 237	3 278	1 180	595	159	17	6	2	-	-	
8111	Automotive repair & maintenance	19 134	114 140	500 588	3 693	2 237	924	438	86	6	1	1	-	-	
811111	Automotive mechanical & electrical R&M	9 360	57 173	250 552	2 204	1 435	561	191	16	1	-	-	-	-	
8111111	General automotive repair	6 921	42 125	184 719	1 675	1 113	407	141	13	1	-	-	-	-	
8111112	Automotive exhaust system repair	453	2 577	11 940	115	78	33	4	-	-	-	-	-	-	
8111113	Automotive transmission repair	782	5 246	23 549	169	96	52	21	-	-	-	-	-	-	
8111118	Other automotive mechanical & electrical R&M	1 204	7 225	30 344	245	148	69	25	3	-	-	-	-	-	
81112	Automotive body, paint, interior & glass repair	6 411	45 385	199 434	964	531	216	168	46	1	1	1	-	-	
811121	Automotive body, paint & interior R&M	5 269	38 408	168 537	760	384	177	155	42	1	1	-	-	-	
811122	Automotive glass replacement shops	1 142	6 977	30 897	204	147	39	13	4	-	-	1	-	-	
81119	Other automotive R&M	3 363	11 582	50 602	525	271	147	79	24	4	-	-	-	-	
811191	Automotive oil change & lubrication shops	1 467	5 113	22 427	200	60	90	44	6	-	-	-	-	-	
811192	Car washes	1 445	4 273	18 840	269	188	39	24	16	2	-	-	-	-	
811198	All other automotive R&M	451	2 196	9 335	56	23	18	11	2	2	-	-	-	-	
812	Electronic & precision equipment R&M	2 606	22 655	90 054	345	216	59	47	18	2	2	1	-	-	
8121	Electronic & precision equipment R&M	2 606	22 655	90 054	345	216	59	47	18	2	2	1	-	-	
81211	Consumer electronics R&M	519	3 192	12 387	95	66	14	12	2	1	-	-	-	-	
81212	Computer & office machine R&M	1 440	14 213	54 975	146	89	26	15	12	1	2	1	-	-	
81213	Communication equipment R&M	271	2 166	9 043	42	21	8	13	-	-	-	-	-	-	
81219	Other electronic & precision equipment R&M	376	3 084	13 649	62	40	11	7	4	-	-	-	-	-	
8113	Commercial equipment (exc auto & elec) R&M	3 315	26 381	116 113	490	297	94	58	34	7	-	-	-	-	
81131	Commercial equipment (exc auto & elec) R&M	3 315	26 381	116 113	490	297	94	58	34	7	-	-	-	-	
811310	Commercial equipment (exc auto & elec) R&M	3 315	26 381	116 113	490	297	94	58	34	7	-	-	-	-	
8114	Personal & household goods R&M	3 351	20 190	91 942	709	528	103	52	21	2	3	-	-	-	
81141	Home, garden equipment & appliance R&M	1 332	8 642	38 559	191	132	31	17	7	1	3	-	-	-	
811411	Home & garden equipment R&M	203	985	4 006	68	56	7	5	-	-	-	-	-	-	
811412	Appliance repair & maintenance	1 129	7 657	34 553	123	76	24	12	7	1	3	-	-	-	
81142	Reupholstery & furniture repair	453	2 153	9 944	153	127	18	6	2	-	-	-	-	-	
811420	Reupholstery & furniture repair	453	2 153	9 944	153	127	18	6	2	-	-	-	-	-	
81143	Footwear & leather goods repair	121	475	1 980	51	44	7	-	-	-	-	-	-	-	
811430	Footwear & leather goods repair	121	475	1 980	51	44	7	-	-	-	-	-	-	-	
81149	Other personal & household goods R&M	1 445	8 920	41 459	314	225	47	29	12	1	-	-	-	-	
811490	Other personal & household goods R&M	1 445	8 920	41 459	314	225	47	29	12	1	-	-	-	-	
812	Personal & laundry services	23 738	96 750	419 771	3 884	2 452	824	434	126	22	25	1	-	-	
8121	Personal care services	11 249	39 125	168 223	1 993	1 190	466	279	45	5	8	-	-	-	
81211	Hair, nail & skin care services	9 741	34 922	150 465	1 690	985	392	261	42	3	7	-	-	-	
812111	Barber shops	319	1 274	5 544	70	49	11	7	3	-	-	-	-	-	
812112	Beauty salons	9 192	32 988	142 004	1 514	846	370	249	39	3	7	-	-	-	
812113	Nail salons	230	660	2 917	106	90	11	5	-	-	-	-	-	-	
81219	Other personal care services	1 508	4 203	17 758	303	205	74	18	3	2	1	-	-	-	
812191	Diet & weight reducing centers	524	1 798	6 820	59	29	20	8	1	-	1	-	-	-	
812199	Other personal care services	984	2 405	10 938	244	176	54	10	2	2	-	-	-	-	
8122	Death care services	2 008	12 295	52 838	267	126	79	39	20	3	-	-	-	-	
81221	Funeral homes	1 143	7 075	30 086	146	54	58	25	7	2	-	-	-	-	
812210	Funeral homes	1 143	7 075	30 086	146	54	58	25	7	2	-	-	-	-	
81222	Cemeteries & crematories	865	5 220	22 752	121	72	21	14	13	1	-	-	-	-	
812220	Cemeteries & crematories	865	5 220	22 752	121	72	21	14	13	1	-	-	-	-	
8123	Drycleaning & laundry services	5 470	23 604	102 348	729	473	143	58	37	9	9	-	-	-	
81231	Coin-operated laundries & drycleaners	831	3 050	12 251	189	141	28	15	5	-	-	-	-	-	
812310	Coin-operated laundries & drycleaners	831	3 050	12 251	189	141	28	15	5	-	-	-	-	-	
81232	Drycleaning & laundry services (exc coin-op)	2 467	7 693	34 051	488	316	109	40	21	2	-	-	-	-	
812320	Drycleaning & laundry services (exc coin-op)	2 467	7 693	34 051	488	316	109	40	21	2	-	-	-	-	
81233	Linen & uniform supply	2 172	12 861	56 046	52	16	6	3	11	7	9	-	-	-	
812331	Linen supply	1 106	5 815	25 344	24	6	3	2	4	4	5	-	-	-	
812332	Industrial launderers	1 066	7 046	30 702	28	10	3	1	7	3	4	-	-	-	
8129	Other personal services	5 011	21 726	96 362	895	663	136	58	24	5	8	1	-	-	
81291	Pet care (except veterinary) services	678	1 721	8 362	210	164	36	8	2	-	-	-	-	-	
812910	Pet care (except veterinary) services	678	1 721	8 362	210	164	36	8	2	-	-	-	-	-	
81292	Photofinishing	2 016	10 928	47 308	155	95	30	14	7	3	5	1	-	-	
812921	Photofinishing laboratories (except one-hour)	1 707	9 868	42 594	75	38	13	8	7	3	5	1	-	-	
812922	One-hour photofinishing	309	1 060	4 714	80	57	17	6	-	-	-	-	-	-	
81293	Parking lots & garages	1 533	6 287	26 285	310	224	46	24	13	2	1	-	-	-	
812930	Parking lots & garages	1 533	6 287	26 285	310	224	46	24	13	2	1	-	-	-	
81299	All other personal services	784	2 790	14 407	220	180	24	12	2	-	2	-	-	-	
812990	All other personal services	784	2 790	14 407	220	180	24	12	2	-	2	-	-	-	
813	Religious, grantmaking, civic, prof & like organizations	51 046	207 328	879 551	6 102	3 552	1 313	714	381	95	43	2	2	-	
8131	Religious organizations	29 561	100 945	418 456	3 198	1 663	804	429	225	54	19	2	2	-	
81311	Religious organizations	29 561	100 945	418 456	3 198	1 663	804	429	225	54	19	2	2	-	
813110	Religious organizations	29 561	100 945	418 456	3 198	1 663	804	429	225	54	19	2	2	-	
8132	Grantmaking & giving services	1 708	12 572	55 691	252	172	38	20	17	4	1	-	-	-	
81321	Grantmaking & giving services	1 708	12 572	55 691	252	172	38	20	17	4	1	-	-	-	
813211	Grantmaking foundations	412	3 148	13 738	122	95	14	11	2	-	-	-	-	-	
813212	Voluntary health organizations	871	5 922	26 167	76	38	18	5	11	3	1	-	-	-	
813219	Other grantmaking & giving services	425	3 502	15 786	54	39	6	4	1	1	-	-	-	-	

Note: Employment-size classes are indicated as follows: A—0 to 19; B—20 to 99; C—100 to 249; E—250 to 499; F—500 to 999; G—1,000 to 2,499; H—2,500 to 4,999; I—5,000 to 9,999; J—10,000 to 24,999; K—25,000 to 49,999; L—50,000 to 99,999; M—100,000 or more.

**Table 2. The State—Employees, Payroll, and Establishments by Industry: 1999—Con.**

[Excludes most government employees, railroad employees, and self-employed persons. Size class 1 to 4 includes establishments with payroll, but no employees, during mid-March pay period. (D) denotes figures withheld to avoid disclosing data for individual companies; the data are included in broader industry totals. For explanation of terms, abbreviations, and data reliability/comparability, see introductory text]

NAICS code	Industry	Number of employees for week including March 12	Payroll (\$1,000)		Total number of establishments	Number of establishments by employment-size class								
			First quarter	Annual		1 to 4	5 to 9	10 to 19	20 to 49	50 to 99	100 to 249	250 to 499	500 to 999	1,000 or more
<b>81</b>	<b>Other services (except public administration)—Con.</b>													
813	Religious, grantmaking, civic, prof & like organizations—Con.													
8133	Social advocacy organizations .....	2 083	11 580	50 006	267	160	46	33	24	3	1	—	—	—
81331	Social advocacy organizations .....	2 083	11 580	50 006	267	160	46	33	24	3	1	—	—	—
813311	Human rights organizations .....	425	2 634	11 083	35	14	7	6	8	—	—	—	—	—
813312	Environment & wildlife organizations .....	926	5 021	21 935	127	77	19	20	9	2	—	—	—	—
813319	Other social advocacy organizations .....	732	3 925	16 988	105	69	20	7	7	1	1	—	—	—
8134	Civic & social organizations .....	8 851	25 236	108 240	762	391	168	109	58	21	15	—	—	—
81341	Civic & social organizations .....	8 851	25 236	108 240	762	391	168	109	58	21	15	—	—	—
813410	Civic & social organizations .....	8 851	25 236	108 240	762	391	168	109	58	21	15	—	—	—
8139	Business, labor, political, like organizations ..	8 843	56 995	247 158	1 623	1 166	257	123	57	13	7	—	—	—
81391	Business associations .....	1 763	14 824	61 279	373	271	71	20	9	1	1	—	—	—
813910	Business associations .....	1 763	14 824	61 279	373	271	71	20	9	1	1	—	—	—
81392	Professional organizations .....	1 260	9 276	40 346	194	149	19	16	5	2	3	—	—	—
813920	Professional organizations .....	1 260	9 276	40 346	194	149	19	16	5	2	3	—	—	—
81393	Labor unions & similar labor organizations ..	3 368	22 962	97 859	448	247	103	61	31	4	2	—	—	—
813930	Labor unions & similar labor organizations ..	3 368	22 962	97 859	448	247	103	61	31	4	2	—	—	—
81394	Political organizations .....	263	1 201	5 657	63	48	9	4	1	1	—	—	—	—
813940	Political organizations .....	263	1 201	5 657	63	48	9	4	1	1	—	—	—	—
81399	Oth similar organizations (exc business, prof, labor, pol) .....	2 189	8 732	42 017	545	451	55	22	11	5	1	—	—	—
813990	Oth similar organizations (exc business, prof, labor, pol) .....	2 189	8 732	42 017	545	451	55	22	11	5	1	—	—	—
<b>95</b>	<b>Auxiliaries (exc corporate, subsidiary &amp; regional mgt) .....</b>	<b>12 593</b>	<b>114 431</b>	<b>474 710</b>	<b>286</b>	<b>100</b>	<b>43</b>	<b>57</b>	<b>37</b>	<b>20</b>	<b>15</b>	<b>11</b>	<b>2</b>	<b>1</b>
<b>99</b>	<b>Unclassified establishments .....</b>	<b>1 857</b>	<b>6 597</b>	<b>62 255</b>	<b>3 031</b>	<b>2 930</b>	<b>86</b>	<b>12</b>	<b>3</b>	<b>—</b>	<b>—</b>	<b>—</b>	<b>—</b>	<b>—</b>

Note: Employment-size classes are indicated as follows: A—0 to 19; B—20 to 99; C—100 to 249; E—250 to 499; F—500 to 999; G—1,000 to 2,499; H—2,500 to 4,999; I—5,000 to 9,999; J—10,000 to 24,999; K—25,000 to 49,999; L—50,000 to 99,999; M—100,000 or more.

**Table 3. The State—Employees and Annual Payroll by Employment-Size Class: 1999**

[Excludes most government employees, railroad employees, and self-employed persons. Size class 1 to 4 includes establishments with payroll, but no employees, during mid-March pay period. (D) denotes figures withheld to avoid disclosing data for individual companies; the data are included in broader industry totals. For explanation of terms, abbreviations, and data reliability/comparability, see introductory text]

NAICS code	Major group	Total	Employment-size class								
			1 to 4	5 to 9	10 to 19	20 to 49	50 to 99	100 to 249	250 to 499	500 to 999	1,000 or more
	<b>Total number of employees</b> .....	<b>2 209 129</b>	<b>150 364</b>	<b>203 182</b>	<b>272 991</b>	<b>386 143</b>	<b>286 521</b>	<b>337 725</b>	<b>172 646</b>	<b>119 382</b>	<b>280 175</b>
	<b>Total payroll, annual (\$1,000)</b> .....	<b>78 711 159</b>	<b>4 859 504</b>	<b>5 231 451</b>	<b>7 339 387</b>	<b>10 757 572</b>	<b>8 753 363</b>	<b>11 404 489</b>	<b>6 681 330</b>	<b>4 854 462</b>	<b>18 829 601</b>
<b>11</b>	<b>FORESTRY, FISHING, HUNTING, AND AGRICULTURE SUPPORT</b>										
	Number of employees .....	17 617	1 413	1 735	2 152	2 651	2 910	2 991	(D)	(D)	—
	Payroll, annual (\$1,000) .....	538 257	67 894	52 478	73 975	86 462	86 101	69 934	(D)	(D)	—
113	Forestry and logging										
	Number of employees .....	7 395	809	1 176	(D)	(D)	(D)	(D)	(D)	(D)	—
	Payroll, annual (\$1,000) .....	269 461	34 016	36 737	(D)	(D)	(D)	(D)	(D)	(D)	—
114	Fishing, hunting & trapping										
	Number of employees .....	2 583	224	(D)	(D)	535	(D)	(D)	(D)	—	—
	Payroll, annual (\$1,000) .....	112 587	20 551	(D)	(D)	21 714	(D)	(D)	(D)	—	—
115	Agriculture & forestry support activities										
	Number of employees .....	7 639	380	(D)	(D)	(D)	1 449	1 889	1 555	(D)	—
	Payroll, annual (\$1,000) .....	156 209	13 327	(D)	(D)	(D)	27 844	35 557	26 670	(D)	—
<b>21</b>	<b>MINING</b>										
	Number of employees .....	3 064	133	163	452	657	(D)	(D)	(D)	(D)	—
	Payroll, annual (\$1,000) .....	141 544	7 045	5 936	20 484	20 720	(D)	(D)	(D)	(D)	—
211	Oil & gas extraction										
	Number of employees .....	206	(D)	(D)	(D)	—	—	(D)	—	—	—
	Payroll, annual (\$1,000) .....	12 736	(D)	(D)	(D)	—	—	(D)	—	—	—
212	Mining (except oil & gas)										
	Number of employees .....	2 563	84	(D)	(D)	(D)	(D)	(D)	(D)	(D)	—
	Payroll, annual (\$1,000) .....	112 771	4 700	(D)	(D)	(D)	(D)	(D)	(D)	(D)	—
213	Mining support activities										
	Number of employees .....	295	(D)	(D)	(D)	(D)	(D)	—	—	—	—
	Payroll, annual (\$1,000) .....	16 037	(D)	(D)	(D)	(D)	(D)	—	—	—	—
<b>22</b>	<b>UTILITIES</b>										
	Number of employees .....	6 210	374	233	320	1 328	(D)	(D)	(D)	(D)	—
	Payroll, annual (\$1,000) .....	331 194	11 008	9 678	23 196	72 219	(D)	(D)	(D)	(D)	—
221	Utilities										
	Number of employees .....	6 210	374	233	320	1 328	(D)	(D)	(D)	(D)	—
	Payroll, annual (\$1,000) .....	331 194	11 008	9 678	23 196	72 219	(D)	(D)	(D)	(D)	—
<b>23</b>	<b>CONSTRUCTION</b>										
	Number of employees .....	151 336	21 943	21 242	25 582	32 710	17 934	17 587	7 070	(D)	(D)
	Payroll, annual (\$1,000) .....	5 753 610	678 774	609 037	871 793	1 274 675	780 390	830 853	378 747	(D)	(D)
233	Building, developing & general contracting										
	Number of employees .....	45 040	9 125	7 173	7 024	8 059	4 313	4 994	(D)	(D)	(D)
	Payroll, annual (\$1,000) .....	1 679 715	282 858	198 706	230 837	302 671	191 936	236 485	(D)	(D)	(D)
234	Heavy construction										
	Number of employees .....	18 672	871	1 433	2 549	4 235	2 496	3 192	2 011	1 885	—
	Payroll, annual (\$1,000) .....	960 132	37 480	59 182	135 151	205 930	136 002	176 664	109 809	99 914	—
235	Special trade contractors										
	Number of employees .....	87 624	11 947	12 636	16 009	20 416	11 125	9 401	(D)	(D)	(D)
	Payroll, annual (\$1,000) .....	3 113 763	358 436	351 149	505 805	766 074	452 452	417 704	(D)	(D)	(D)
<b>31-33</b>	<b>MANUFACTURING</b>										
	Number of employees .....	331 206	5 631	9 184	14 755	33 252	36 416	59 535	35 404	30 300	106 729
	Payroll, annual (\$1,000) .....	14 036 573	176 367	255 425	462 920	1 109 455	1 253 582	2 229 805	1 462 084	1 270 053	5 816 882
311	Food mfg										
	Number of employees .....	33 953	463	869	1 164	(D)	4 914	9 515	5 755	5 094	(D)
	Payroll, annual (\$1,000) .....	1 022 604	11 448	16 183	26 317	(D)	155 246	296 663	196 717	139 391	(D)
312	Beverage & tobacco product mfg										
	Number of employees .....	3 500	(D)	(D)	(D)	520	833	1 024	(D)	—	—
	Payroll, annual (\$1,000) .....	106 622	(D)	(D)	(D)	12 081	26 894	34 405	(D)	—	—
313	Textile mills										
	Number of employees .....	936	58	(D)	(D)	(D)	(D)	544	—	—	—
	Payroll, annual (\$1,000) .....	33 846	2 225	(D)	(D)	(D)	(D)	21 324	—	—	—
314	Textile product mills										
	Number of employees .....	1 614	158	186	(D)	746	(D)	(D)	—	—	—
	Payroll, annual (\$1,000) .....	41 123	2 477	4 052	(D)	20 090	(D)	(D)	—	—	—
315	Apparel manufacturing										
	Number of employees .....	4 180	138	146	(D)	590	1 052	1 474	(D)	—	—
	Payroll, annual (\$1,000) .....	88 153	4 829	2 743	(D)	9 578	27 982	31 310	(D)	—	—
316	Leather & allied product mfg										
	Number of employees .....	345	(D)	(D)	(D)	(D)	—	(D)	—	—	—
	Payroll, annual (\$1,000) .....	8 091	(D)	(D)	(D)	(D)	—	(D)	—	—	—
321	Wood product mfg										
	Number of employees .....	21 829	273	516	1 173	2 549	4 259	8 982	4 077	—	—
	Payroll, annual (\$1,000) .....	700 356	8 488	13 785	33 172	69 764	130 159	304 987	140 001	—	—
322	Paper mfg										
	Number of employees .....	13 946	(D)	62	(D)	881	980	3 730	(D)	(D)	(D)
	Payroll, annual (\$1,000) .....	703 427	(D)	1 604	(D)	30 436	39 802	176 057	(D)	(D)	(D)

Note: Employment-size classes are indicated as follows: A—0 to 19; B—20 to 99; C—100 to 249; E—250 to 499; F—500 to 999; G—1,000 to 2,499; H—2,500 to 4,999; I—5,000 to 9,999; J—10,000 to 24,999; K—25,000 to 49,999; L—50,000 to 99,999; M—100,000 or more.



**Table 3. The State—Employees and Annual Payroll by Employment-Size Class: 1999—Con.**

[Excludes most government employees, railroad employees, and self-employed persons. Size class 1 to 4 includes establishments with payroll, but no employees, during mid-March pay period. (D) denotes figures withheld to avoid disclosing data for individual companies; the data are included in broader industry totals. For explanation of terms, abbreviations, and data reliability/comparability, see introductory text]

NAICS code	Major group	Total	Employment-size class									
			1 to 4	5 to 9	10 to 19	20 to 49	50 to 99	100 to 249	250 to 499	500 to 999	1,000 or more	
<b>31-33</b>	<b>MANUFACTURING—Con.</b>											
323	Printing & related support activities											
	Number of employees .....	11 472	780	1 268	1 706	2 669	2 181	1 624	1 244	—	—	—
	Payroll, annual (\$1,000) .....	371 917	18 498	31 301	55 181	89 510	79 735	59 169	38 523	—	—	—
324	Petroleum & coal products mfg		(D)	(D)	(D)	174	(D)	(D)	(D)	—	—	—
	Number of employees .....	2 079	(D)	(D)	(D)	174	(D)	(D)	(D)	—	—	—
	Payroll, annual (\$1,000) .....	133 966	(D)	(D)	(D)	6 162	(D)	(D)	(D)	—	—	—
325	Chemical mfg		178	365	(D)	(D)	647	1 214	—	(D)	—	—
	Number of employees .....	4 850	178	365	(D)	(D)	647	1 214	—	(D)	—	—
	Payroll, annual (\$1,000) .....	229 233	6 841	12 597	(D)	(D)	27 422	64 491	—	(D)	—	—
326	Plastics & rubber products mfg		111	190	(D)	1 818	2 482	4 405	1 829	(D)	—	—
	Number of employees .....	11 844	111	190	(D)	1 818	2 482	4 405	1 829	(D)	—	—
	Payroll, annual (\$1,000) .....	370 820	4 948	4 740	(D)	48 282	75 184	141 699	67 383	(D)	—	—
327	Nonmetallic mineral product mfg		(D)	403	(D)	1 640	2 155	2 367	—	(D)	—	—
	Number of employees .....	8 048	(D)	403	(D)	1 640	2 155	2 367	—	(D)	—	—
	Payroll, annual (\$1,000) .....	292 321	(D)	14 902	(D)	64 147	88 158	75 854	—	(D)	—	—
331	Primary metal mfg		(D)	(D)	132	840	860	1 407	2 406	6 630	—	—
	Number of employees .....	12 394	(D)	(D)	132	840	860	1 407	2 406	6 630	—	—
	Payroll, annual (\$1,000) .....	537 450	(D)	(D)	3 895	30 963	31 187	49 206	100 440	316 173	—	—
332	Fabricated metal product mfg		951	1 671	2 694	5 357	4 017	5 167	1 524	1 755	—	—
	Number of employees .....	23 136	951	1 671	2 694	5 357	4 017	5 167	1 524	1 755	—	—
	Payroll, annual (\$1,000) .....	804 532	27 365	49 223	92 921	187 265	138 794	205 857	58 361	44 746	—	—
333	Machinery mfg		286	620	(D)	(D)	2 697	3 496	(D)	—	(D)	—
	Number of employees .....	13 771	286	620	(D)	(D)	2 697	3 496	(D)	—	(D)	—
	Payroll, annual (\$1,000) .....	558 957	13 198	19 876	(D)	(D)	102 571	142 380	(D)	—	(D)	—
334	Computer & electronic product mfg		242	428	623	2 135	2 328	5 015	7 340	5 567	21 545	—
	Number of employees .....	45 223	242	428	623	2 135	2 328	5 015	7 340	5 567	21 545	—
	Payroll, annual (\$1,000) .....	2 395 543	10 280	16 348	27 779	84 446	112 998	301 029	359 078	235 572	1 248 013	—
335	Electrical equip, appliance & component mfg		85	(D)	(D)	556	(D)	675	(D)	(D)	—	—
	Number of employees .....	3 437	85	(D)	(D)	556	(D)	675	(D)	(D)	—	—
	Payroll, annual (\$1,000) .....	131 776	2 563	(D)	(D)	22 196	(D)	25 801	(D)	(D)	—	—
336	Transportation equipment mfg		261	451	(D)	(D)	2 679	5 249	(D)	(D)	(D)	—
	Number of employees .....	95 893	261	451	(D)	(D)	2 679	5 249	(D)	(D)	(D)	—
	Payroll, annual (\$1,000) .....	4 953 527	13 922	13 436	(D)	(D)	86 539	179 628	(D)	(D)	(D)	—
337	Furniture & related product mfg		418	472	880	1 686	1 998	1 452	1 164	—	—	—
	Number of employees .....	8 070	418	472	880	1 686	1 998	1 452	1 164	—	—	—
	Payroll, annual (\$1,000) .....	226 416	9 295	11 565	23 567	49 340	57 708	45 897	29 044	—	—	—
339	Miscellaneous mfg		827	1 108	(D)	2 040	1 626	(D)	(D)	(D)	—	—
	Number of employees .....	10 686	827	1 108	(D)	2 040	1 626	(D)	(D)	(D)	—	—
	Payroll, annual (\$1,000) .....	325 893	23 442	31 028	(D)	64 566	53 063	(D)	(D)	(D)	—	—
<b>42</b>	<b>WHOLESALE TRADE</b>											
	Number of employees .....	122 406	9 446	12 814	18 561	29 201	18 888	18 343	8 931	(D)	(D)	—
	Payroll, annual (\$1,000) .....	4 951 201	416 975	496 582	748 828	1 170 097	725 098	723 664	336 524	(D)	(D)	—
421	Wholesale trade, durable goods		6 119	8 762	12 564	18 435	10 367	8 305	(D)	(D)	—	—
	Number of employees .....	68 747	6 119	8 762	12 564	18 435	10 367	8 305	(D)	(D)	—	—
	Payroll, annual (\$1,000) .....	3 012 404	278 259	347 766	531 374	785 249	427 375	413 450	(D)	(D)	—	—
422	Wholesale trade, nondurable goods		3 327	4 052	5 997	10 766	8 521	10 038	(D)	(D)	(D)	—
	Number of employees .....	53 659	3 327	4 052	5 997	10 766	8 521	10 038	(D)	(D)	(D)	—
	Payroll, annual (\$1,000) .....	1 938 797	138 716	148 816	217 454	384 848	297 723	310 214	(D)	(D)	(D)	—
<b>44-45</b>	<b>RETAIL TRADE</b>											
	Number of employees .....	302 828	19 346	38 655	47 853	54 788	52 075	50 735	25 701	(D)	(D)	—
	Payroll, annual (\$1,000) .....	6 681 229	430 583	712 607	948 413	1 226 928	1 316 898	1 182 561	587 729	(D)	(D)	—
441	Motor vehicle & parts dealers		1 769	4 418	7 611	9 824	10 353	(D)	(D)	—	—	—
	Number of employees .....	40 039	1 769	4 418	7 611	9 824	10 353	(D)	(D)	—	—	—
	Payroll, annual (\$1,000) .....	1 411 457	57 695	109 393	193 172	328 501	438 373	(D)	(D)	—	—	—
442	Furniture & home furnishing stores		1 465	2 499	2 896	2 828	1 250	(D)	(D)	—	—	—
	Number of employees .....	11 539	1 465	2 499	2 896	2 828	1 250	(D)	(D)	—	—	—
	Payroll, annual (\$1,000) .....	276 855	36 553	55 910	68 871	70 010	31 366	(D)	(D)	—	—	—
443	Electronics & appliance stores		(D)	1 995	1 446	1 798	(D)	(D)	—	—	—	—
	Number of employees .....	8 209	(D)	1 995	1 446	1 798	(D)	(D)	—	—	—	—
	Payroll, annual (\$1,000) .....	234 238	(D)	44 743	39 505	60 866	(D)	(D)	—	—	—	—
444	Bldg material & garden equip & supp dealers		1 535	3 693	6 107	5 767	3 350	7 085	—	—	—	—
	Number of employees .....	27 537	1 535	3 693	6 107	5 767	3 350	7 085	—	—	—	—
	Payroll, annual (\$1,000) .....	746 964	44 629	95 582	173 214	165 407	99 754	168 378	—	—	—	—
445	Food & beverage stores		2 289	3 472	3 653	8 522	23 351	(D)	(D)	—	—	—
	Number of employees .....	56 399	2 289	3 472	3 653	8 522	23 351	(D)	(D)	—	—	—
	Payroll, annual (\$1,000) .....	1 118 320	46 744	45 414	53 836	160 099	494 902	(D)	(D)	—	—	—
446	Health & personal care stores		1 453	2 414	3 872	5 471	(D)	(D)	—	—	—	—
	Number of employees .....	14 691	1 453	2 414	3 872	5 471	(D)	(D)	—	—	—	—
	Payroll, annual (\$1,000) .....	319 189	35 243	47 888	86 311	116 325	(D)	(D)	—	—	—	—
447	Gasoline stations		1 391	5 297	6 132	2 940	833	—	—	—	—	—
	Number of employees .....	16 593	1 391	5 297	6 132	2 940	833	—	—	—	—	—
	Payroll, annual (\$1,000) .....	227 854	24 623	73 830	82 062	37 053	10 286	—	—	—	—	—
448	Clothing & clothing accessories stores		2 305	5 711	4 572	(D)	2 016	(D)	(D)	(D)	—	—
	Number of employees .....	23 170	2 305	5 711	4 572	(D)	2 016	(D)	(D)	(D)	—	—
	Payroll, annual (\$1,000) .....	365 810	39 124	84 473	62 528	(D)	26 222	(D)	(D)	(D)	—	—

Note: Employment-size classes are indicated as follows: A—0 to 19; B—20 to 99; C—100 to 249; E—250 to 499; F—500 to 999; G—1,000 to 2,499; H—2,500 to 4,999; I—5,000 to 9,999; J—10,000 to 24,999; K—25,000 to 49,999; L—50,000 to 99,999; M—100,000 or more.

**Table 3. The State—Employees and Annual Payroll by Employment-Size Class: 1999—Con.**

[Excludes most government employees, railroad employees, and self-employed persons. Size class 1 to 4 includes establishments with payroll, but no employees, during mid-March pay period. (D) denotes figures withheld to avoid disclosing data for individual companies; the data are included in broader industry totals. For explanation of terms, abbreviations, and data reliability/comparability, see introductory text]

NAICS code	Major group	Employment-size class									
		Total	1 to 4	5 to 9	10 to 19	20 to 49	50 to 99	100 to 249	250 to 499	500 to 999	1,000 or more
<b>44-45</b>	<b>RETAIL TRADE—Con.</b>										
451	Sporting goods, hobby, book & music stores										
	Number of employees .....	16 715	(D)	3 012	4 028	4 683	1 897	(D)	(D)	—	—
	Payroll, annual (\$1,000) .....	237 668	(D)	41 274	58 667	68 063	25 213	(D)	(D)	—	—
452	General merchandise stores										
	Number of employees .....	47 085	(D)	401	581	(D)	(D)	18 562	20 327	(D)	—
	Payroll, annual (\$1,000) .....	829 479	(D)	4 924	8 275	(D)	(D)	324 895	364 611	(D)	—
453	Miscellaneous store retailers										
	Number of employees .....	20 971	3 243	4 733	5 469	5 672	1 044	810	—	—	—
	Payroll, annual (\$1,000) .....	317 911	50 968	67 194	80 503	87 719	16 723	14 804	—	—	—
454	Nonstore retailers										
	Number of employees .....	19 880	882	1 010	1 486	1 726	516	1 381	(D)	(D)	(D)
	Payroll, annual (\$1,000) .....	595 484	34 587	41 982	41 469	56 630	17 587	60 897	(D)	(D)	(D)
<b>48-49</b>	<b>TRANSPORTATION &amp; WAREHOUSING</b>										
	<b>Number of employees .....</b>	<b>77 885</b>	<b>3 575</b>	<b>4 159</b>	<b>6 903</b>	<b>12 250</b>	<b>9 314</b>	<b>10 388</b>	<b>6 090</b>	<b>3 299</b>	<b>21 907</b>
	<b>Payroll, annual (\$1,000) .....</b>	<b>2 728 936</b>	<b>132 572</b>	<b>122 859</b>	<b>204 208</b>	<b>376 445</b>	<b>310 135</b>	<b>312 634</b>	<b>199 504</b>	<b>112 559</b>	<b>958 020</b>
481	Air transportation										
	Number of employees .....	14 374	78	(D)	420	(D)	368	605	(D)	(D)	10 495
	Payroll, annual (\$1,000) .....	602 909	3 683	(D)	12 286	(D)	13 465	14 345	(D)	(D)	481 378
483	Water transportation										
	Number of employees .....	4 424	54	(D)	133	(D)	693	1 086	1 318	(D)	—
	Payroll, annual (\$1,000) .....	223 194	4 526	(D)	6 715	(D)	45 654	46 663	64 888	(D)	—
484	Truck transportation										
	Number of employees .....	24 573	1 981	2 142	3 445	6 036	4 061	2 466	1 363	(D)	(D)
	Payroll, annual (\$1,000) .....	802 879	54 341	58 834	100 103	198 911	140 573	86 496	44 569	(D)	(D)
485	Transit & ground passenger transportation										
	Number of employees .....	4 505	123	186	348	937	715	1 206	990	—	—
	Payroll, annual (\$1,000) .....	79 395	3 040	4 151	5 328	13 877	14 401	21 102	17 496	—	—
486	Pipeline transportation										
	Number of employees .....	268	(D)	(D)	(D)	(D)	(D)	(D)	—	—	—
	Payroll, annual (\$1,000) .....	16 611	(D)	(D)	(D)	(D)	(D)	(D)	—	—	—
487	Scenic & sightseeing transportation										
	Number of employees .....	661	(D)	(D)	(D)	—	(D)	(D)	—	—	—
	Payroll, annual (\$1,000) .....	23 291	(D)	(D)	(D)	—	(D)	(D)	—	—	—
488	Transportation support activities										
	Number of employees .....	14 230	942	1 306	1 666	2 013	1 593	(D)	(D)	—	(D)
	Payroll, annual (\$1,000) .....	573 650	54 474	44 396	52 470	64 419	46 401	(D)	(D)	—	(D)
492	Couriers & messengers										
	Number of employees .....	11 164	215	(D)	450	1 177	(D)	(D)	(D)	—	(D)
	Payroll, annual (\$1,000) .....	306 273	5 201	(D)	10 606	30 032	(D)	(D)	(D)	—	(D)
493	Warehousing & storage										
	Number of employees .....	3 686	136	139	377	963	413	1 658	—	—	—
	Payroll, annual (\$1,000) .....	100 734	4 822	4 097	12 280	27 210	10 461	41 864	—	—	—
<b>51</b>	<b>INFORMATION</b>										
	<b>Number of employees .....</b>	<b>71 134</b>	<b>2 109</b>	<b>2 893</b>	<b>5 249</b>	<b>10 346</b>	<b>9 823</b>	<b>16 329</b>	<b>5 800</b>	<b>9 027</b>	<b>9 558</b>
	<b>Payroll, annual (\$1,000) .....</b>	<b>5 104 115</b>	<b>165 423</b>	<b>115 060</b>	<b>206 209</b>	<b>426 995</b>	<b>512 212</b>	<b>959 625</b>	<b>637 998</b>	<b>602 551</b>	<b>1 478 042</b>
511	Publishing industries										
	Number of employees .....	27 011	(D)	970	(D)	3 216	2 240	(D)	(D)	(D)	(D)
	Payroll, annual (\$1,000) .....	2 825 544	(D)	39 455	(D)	164 505	123 611	(D)	(D)	(D)	(D)
512	Motion picture & sound recording industries										
	Number of employees .....	4 924	(D)	(D)	(D)	1 850	1 224	(D)	—	—	—
	Payroll, annual (\$1,000) .....	89 278	(D)	(D)	(D)	20 174	17 238	(D)	—	—	—
513	Broadcasting & telecommunications										
	Number of employees .....	32 895	(D)	1 282	(D)	4 150	5 075	9 436	(D)	(D)	(D)
	Payroll, annual (\$1,000) .....	1 795 911	(D)	53 385	(D)	191 075	313 975	533 242	(D)	(D)	(D)
514	Information & data processing services										
	Number of employees .....	6 304	(D)	(D)	(D)	1 130	1 284	2 016	(D)	—	—
	Payroll, annual (\$1,000) .....	393 382	(D)	(D)	(D)	51 241	57 388	201 187	(D)	—	—
<b>52</b>	<b>FINANCE &amp; INSURANCE</b>										
	<b>Number of employees .....</b>	<b>98 832</b>	<b>9 193</b>	<b>12 586</b>	<b>15 254</b>	<b>14 615</b>	<b>11 446</b>	<b>13 145</b>	<b>10 632</b>	<b>4 221</b>	<b>7 740</b>
	<b>Payroll, annual (\$1,000) .....</b>	<b>4 446 563</b>	<b>387 080</b>	<b>452 181</b>	<b>611 252</b>	<b>700 576</b>	<b>524 507</b>	<b>676 370</b>	<b>434 359</b>	<b>271 154</b>	<b>389 084</b>
521	Monetary authorities - central bank										
	Number of employees .....	(C)	—	—	—	—	—	(D)	—	—	—
	Payroll, annual (\$1,000) .....	(D)	—	—	—	—	—	(D)	—	—	—
522	Credit intermediation & related activities										
	Number of employees .....	50 435	2 853	8 580	10 798	7 569	5 548	(D)	4 223	(D)	(D)
	Payroll, annual (\$1,000) .....	1 954 782	118 691	267 676	382 943	281 710	211 043	(D)	184 693	(D)	(D)
523	Security, commodity contracts & like activity										
	Number of employees .....	9 836	1 756	(D)	(D)	1 937	1 202	(D)	—	(D)	—
	Payroll, annual (\$1,000) .....	874 460	107 356	(D)	(D)	197 826	118 175	(D)	—	(D)	—
524	Insurance carriers & related activities										
	Number of employees .....	38 173	4 544	2 993	(D)	5 109	4 696	5 942	6 409	(D)	(D)
	Payroll, annual (\$1,000) .....	1 599 691	156 561	108 167	(D)	221 040	195 289	291 292	249 666	(D)	(D)

Note: Employment-size classes are indicated as follows: A—0 to 19; B—20 to 99; C—100 to 249; E—250 to 499; F—500 to 999; G—1,000 to 2,499; H—2,500 to 4,999; I—5,000 to 9,999; J—10,000 to 24,999; K—25,000 to 49,999; L—50,000 to 99,999; M—100,000 or more.

**Table 3. The State—Employees and Annual Payroll by Employment-Size Class: 1999—Con.**

[Excludes most government employees, railroad employees, and self-employed persons. Size class 1 to 4 includes establishments with payroll, but no employees, during mid-March pay period. (D) denotes figures withheld to avoid disclosing data for individual companies; the data are included in broader industry totals. For explanation of terms, abbreviations, and data reliability/comparability, see introductory text]

NAICS code	Major group	Total	Employment-size class									
			1 to 4	5 to 9	10 to 19	20 to 49	50 to 99	100 to 249	250 to 499	500 to 999	1,000 or more	
<b>52</b>	<b>FINANCE &amp; INSURANCE—Con.</b>											
525	Funds, trusts, & other financial vehicles (part)											
	Number of employees .....	(C)	40	(D)	(D)	—	—	—	—	—	—	—
	Payroll, annual (\$1,000) .....	(D)	4 472	(D)	(D)	—	—	—	—	—	—	—
<b>53</b>	<b>REAL ESTATE &amp; RENTAL &amp; LEASING</b>											
	Number of employees .....	<b>48 884</b>	<b>9 243</b>	<b>8 134</b>	<b>8 047</b>	<b>7 745</b>	<b>4 778</b>	<b>4 857</b>	<b>2 249</b>	(D)	(D)	
	Payroll, annual (\$1,000) .....	<b>1 280 275</b>	<b>220 652</b>	<b>194 811</b>	<b>196 898</b>	<b>218 439</b>	<b>133 927</b>	<b>138 672</b>	<b>55 995</b>	(D)	(D)	
531	Real estate											
	Number of employees .....	34 145	(D)	5 601	4 549	5 046	3 250	3 021	1 326	(D)	(D)	
	Payroll, annual (\$1,000) .....	887 896	(D)	144 585	121 826	138 267	78 198	77 912	29 758	(D)	(D)	
532	Rental & leasing services											
	Number of employees .....	14 515	(D)	(D)	3 436	(D)	(D)	1 836	923	(D)	—	
	Payroll, annual (\$1,000) .....	377 182	(D)	(D)	71 866	(D)	(D)	60 760	26 237	(D)	—	
533	Lessors of other nonfinancial intangible asset											
	Number of employees .....	224	(D)	(D)	62	(D)	(D)	—	—	—	—	
	Payroll, annual (\$1,000) .....	15 197	(D)	(D)	3 206	(D)	(D)	—	—	—	—	
<b>54</b>	<b>PROFESSIONAL, SCIENTIFIC &amp; TECHNICAL SERVICES</b>											
	Number of employees .....	<b>127 011</b>	<b>16 778</b>	<b>14 909</b>	<b>17 397</b>	<b>20 000</b>	<b>15 126</b>	<b>17 152</b>	<b>8 607</b>	<b>6 604</b>	<b>10 438</b>	
	Payroll, annual (\$1,000) .....	<b>5 812 892</b>	<b>674 617</b>	<b>553 492</b>	<b>748 428</b>	<b>998 711</b>	<b>830 200</b>	<b>931 402</b>	<b>486 810</b>	<b>258 167</b>	<b>331 065</b>	
541	Professional, scientific & technical services											
	Number of employees .....	127 011	16 778	14 909	17 397	20 000	15 126	17 152	8 607	6 604	10 438	
	Payroll, annual (\$1,000) .....	5 812 892	674 617	553 492	748 428	998 711	830 200	931 402	486 810	258 167	331 065	
<b>55</b>	<b>MANAGEMENT OF COMPANIES &amp; ENTERPRISES</b>											
	Number of employees .....	<b>59 762</b>	<b>549</b>	<b>1 137</b>	<b>1 910</b>	<b>4 016</b>	<b>5 007</b>	<b>5 210</b>	<b>8 077</b>	<b>6 204</b>	<b>27 652</b>	
	Payroll, annual (\$1,000) .....	<b>8 801 612</b>	<b>151 412</b>	<b>82 792</b>	<b>116 537</b>	<b>222 911</b>	<b>283 782</b>	<b>482 158</b>	<b>587 134</b>	<b>305 870</b>	<b>6 569 016</b>	
551	Management of companies & enterprises											
	Number of employees .....	59 762	549	1 137	1 910	4 016	5 007	5 210	8 077	6 204	27 652	
	Payroll, annual (\$1,000) .....	8 801 612	151 412	82 792	116 537	222 911	283 782	482 158	587 134	305 870	6 569 016	
<b>56</b>	<b>ADMIN, SUPPORT, WASTE MGT, REMEDIATION SERVICES</b>											
	Number of employees .....	<b>126 213</b>	<b>7 660</b>	<b>8 387</b>	<b>10 772</b>	<b>15 538</b>	<b>16 478</b>	<b>32 927</b>	<b>13 661</b>	<b>9 995</b>	<b>10 795</b>	
	Payroll, annual (\$1,000) .....	<b>3 349 530</b>	<b>245 549</b>	<b>189 365</b>	<b>285 524</b>	<b>396 382</b>	<b>389 594</b>	<b>681 316</b>	<b>333 722</b>	<b>370 566</b>	<b>457 512</b>	
561	Administrative & support services											
	Number of employees .....	116 488	7 437	7 985	10 044	13 962	15 045	31 314	13 661	(D)	(D)	
	Payroll, annual (\$1,000) .....	2 908 372	237 137	179 059	260 181	341 709	336 465	613 542	333 722	(D)	(D)	
562	Waste management & remediation services											
	Number of employees .....	9 725	223	402	728	1 576	1 433	1 613	—	(D)	(D)	
	Payroll, annual (\$1,000) .....	441 158	8 412	10 306	25 343	54 673	53 129	67 774	—	(D)	(D)	
<b>61</b>	<b>EDUCATIONAL SERVICES</b>											
	Number of employees .....	<b>36 162</b>	<b>1 512</b>	<b>1 924</b>	<b>2 969</b>	<b>6 012</b>	<b>4 852</b>	<b>3 284</b>	<b>2 640</b>	<b>2 287</b>	<b>10 682</b>	
	Payroll, annual (\$1,000) .....	<b>654 583</b>	<b>37 016</b>	<b>33 021</b>	<b>50 680</b>	<b>104 268</b>	<b>93 645</b>	<b>76 487</b>	<b>58 217</b>	<b>29 676</b>	<b>171 573</b>	
611	Educational services											
	Number of employees .....	36 162	1 512	1 924	2 969	6 012	4 852	3 284	2 640	2 287	10 682	
	Payroll, annual (\$1,000) .....	654 583	37 016	33 021	50 680	104 268	93 645	76 487	58 217	29 676	171 573	
<b>62</b>	<b>HEALTH CARE AND SOCIAL ASSISTANCE</b>											
	Number of employees .....	<b>272 604</b>	<b>13 755</b>	<b>23 801</b>	<b>28 208</b>	<b>36 961</b>	<b>28 832</b>	<b>44 318</b>	<b>20 310</b>	<b>21 489</b>	<b>54 930</b>	
	Payroll, annual (\$1,000) .....	<b>8 233 063</b>	<b>454 897</b>	<b>720 482</b>	<b>806 058</b>	<b>970 509</b>	<b>693 378</b>	<b>1 094 645</b>	<b>627 581</b>	<b>724 483</b>	<b>2 141 030</b>	
621	Ambulatory health care services											
	Number of employees .....	99 376	9 319	18 135	18 292	16 918	10 234	13 328	5 400	(D)	(D)	
	Payroll, annual (\$1,000) .....	3 623 504	371 446	621 954	651 942	641 240	356 617	443 685	182 207	(D)	(D)	
622	Hospitals											
	Number of employees .....	82 630	(D)	(D)	(D)	(D)	(D)	4 671	(D)	(D)	(D)	
	Payroll, annual (\$1,000) .....	3 011 434	(D)	(D)	(D)	(D)	(D)	141 536	(D)	(D)	(D)	
623	Nursing & residential care facilities											
	Number of employees .....	48 649	(D)	(D)	(D)	(D)	11 601	21 017	3 807	—	—	
	Payroll, annual (\$1,000) .....	920 075	(D)	(D)	(D)	(D)	211 672	421 715	78 499	—	—	
624	Social assistance											
	Number of employees .....	41 949	(D)	4 112	(D)	12 917	(D)	5 302	(D)	(D)	—	
	Payroll, annual (\$1,000) .....	678 050	(D)	67 718	(D)	210 830	(D)	87 709	(D)	(D)	—	

Note: Employment-size classes are indicated as follows: A—0 to 19; B—20 to 99; C—100 to 249; E—250 to 499; F—500 to 999; G—1,000 to 2,499; H—2,500 to 4,999; I—5,000 to 9,999; J—10,000 to 24,999; K—25,000 to 49,999; L—50,000 to 99,999; M—100,000 or more.

**Table 3. The State—Employees and Annual Payroll by Employment-Size Class: 1999—Con.**

[Excludes most government employees, railroad employees, and self-employed persons. Size class 1 to 4 includes establishments with payroll, but no employees, during mid-March pay period. (D) denotes figures withheld to avoid disclosing data for individual companies; the data are included in broader industry totals. For explanation of terms, abbreviations, and data reliability/comparability, see introductory text]

NAICS code	Major group	Total	Employment-size class									
			1 to 4	5 to 9	10 to 19	20 to 49	50 to 99	100 to 249	250 to 499	500 to 999	1,000 or more	
<b>71</b>	<b>ARTS, ENTERTAINMENT &amp; RECREATION</b>											
	Number of employees .....	40 221	1 836	2 270	3 900	8 347	5 895	8 558	4 100	(D)	(D)	(D)
	Payroll, annual (\$1,000) .....	875 320	54 554	39 439	64 319	115 713	100 046	290 348	115 739	(D)	(D)	(D)
711	Performing arts, spectator sports & related industries											
	Number of employees .....	6 478	678	461	618	532	772	2 017	1 400	—	—	—
	Payroll, annual (\$1,000) .....	326 286	23 288	11 413	14 935	8 883	20 779	182 721	64 267	—	—	—
712	Museums, historical sites & like institutions											
	Number of employees .....	1 623	137	122	201	265	236	(D)	(D)	—	—	—
	Payroll, annual (\$1,000) .....	34 570	1 943	1 899	4 027	5 019	7 730	(D)	(D)	—	—	—
713	Amusement, gambling & recreation industries											
	Number of employees .....	32 120	1 021	1 687	3 081	7 550	4 887	(D)	(D)	(D)	(D)	(D)
	Payroll, annual (\$1,000) .....	514 464	29 323	26 127	45 357	101 811	71 537	(D)	(D)	(D)	(D)	(D)
<b>72</b>	<b>ACCOMMODATION &amp; FOOD SERVICES</b>											
	Number of employees .....	198 114	7 627	16 389	38 850	75 056	35 233	17 994	4 370	2 595	—	—
	Payroll, annual (\$1,000) .....	2 355 678	148 124	162 810	398 124	815 387	438 556	281 283	65 884	45 510	—	—
721	Accommodation											
	Number of employees .....	26 595	1 108	1 539	3 624	5 638	4 984	(D)	1 660	(D)	—	—
	Payroll, annual (\$1,000) .....	425 749	23 922	19 093	43 211	71 809	78 348	(D)	30 980	(D)	—	—
722	Food services & drinking places											
	Number of employees .....	171 519	6 519	14 850	35 226	69 418	30 249	(D)	2 710	(D)	—	—
	Payroll, annual (\$1,000) .....	1 929 929	124 202	143 717	354 913	743 578	360 208	(D)	34 904	(D)	—	—
<b>81</b>	<b>OTHER SERVICES (EXCEPT PUBLIC ADMINISTRATION)</b>											
	Number of employees .....	103 190	16 956	21 731	22 938	19 447	8 677	10 474	(D)	(D)	—	—
	Payroll, annual (\$1,000) .....	2 098 019	332 991	403 824	470 184	406 924	164 977	237 050	(D)	(D)	—	—
811	Repair & maintenance											
	Number of employees .....	28 406	6 118	7 670	7 789	4 514	1 001	(D)	(D)	—	—	—
	Payroll, annual (\$1,000) .....	798 697	155 116	192 648	229 047	142 492	34 585	(D)	(D)	—	—	—
812	Personal & laundry services											
	Number of employees .....	23 738	4 113	5 406	5 550	3 460	1 454	(D)	(D)	—	—	—
	Payroll, annual (\$1,000) .....	419 771	62 466	78 359	92 090	67 363	33 088	(D)	(D)	—	—	—
813	Religious, grantmaking, civic, prof & like organizations											
	Number of employees .....	51 046	6 725	8 655	9 599	11 473	6 222	6 350	(D)	(D)	—	—
	Payroll, annual (\$1,000) .....	879 551	115 409	132 817	149 047	197 069	97 304	135 627	(D)	(D)	—	—
<b>95</b>	<b>AUXILIARIES (EXC CORPORATE, SUBSIDIARY &amp; REGIONAL MGT)</b>											
	Number of employees .....	12 593	211	287	765	1 143	1 463	2 384	3 730	(D)	(D)	(D)
	Payroll, annual (\$1,000) .....	474 710	14 228	12 436	29 474	42 263	45 944	118 443	153 930	(D)	(D)	(D)
<b>99</b>	<b>UNCLASSIFIED ESTABLISHMENTS</b>											
	Number of employees .....	1 857	1 074	549	154	80	—	—	—	—	—	—
	Payroll, annual (\$1,000) .....	62 255	51 743	7 136	1 883	1 493	—	—	—	—	—	—

Note: Employment-size classes are indicated as follows: A—0 to 19; B—20 to 99; C—100 to 249; E—250 to 499; F—500 to 999; G—1,000 to 2,499; H—2,500 to 4,999; I—5,000 to 9,999; J—10,000 to 24,999; K—25,000 to 49,999; L—50,000 to 99,999; M—100,000 or more.

**Table 4. The State—Establishments With 1,000 Employees or More by Major Group and Employment-Size Class: 1999**

[Excludes most government employees, railroad employees, and self-employed persons. For explanation of terms, abbreviations, and data reliability/comparability, see introductory text]

NAICS code	Major group	Total number of establishments	Number of establishments by employment-size class			
			1,000 to 1,499	1,500 to 2,499	2,500 to 4,999	5,000 or more
	<b>Total</b> .....	<b>95</b>	<b>33</b>	<b>38</b>	<b>17</b>	<b>7</b>
<b>23</b>	<b>Construction</b> .....	<b>2</b>	<b>1</b>	<b>1</b>	—	—
233	Building, developing & general contracting .....	1	1	—	—	—
235	Special trade contractors .....	1	—	1	—	—
<b>31-33</b>	<b>Manufacturing</b> .....	<b>18</b>	<b>8</b>	<b>6</b>	—	<b>4</b>
311	Food mfg .....	2	1	1	—	—
322	Paper mfg .....	2	1	1	—	—
333	Machinery mfg .....	1	—	1	—	—
334	Computer & electronic product mfg .....	6	2	3	—	1
336	Transportation equipment mfg .....	7	4	—	—	3
<b>42</b>	<b>Wholesale trade</b> .....	<b>2</b>	<b>2</b>	—	—	—
422	Wholesale trade, nondurable goods .....	2	2	—	—	—
<b>44-45</b>	<b>Retail trade</b> .....	<b>3</b>	<b>1</b>	—	<b>2</b>	—
454	Nonstore retailers .....	3	1	—	2	—
<b>48-49</b>	<b>Transportation &amp; warehousing</b> .....	<b>8</b>	<b>2</b>	<b>3</b>	<b>2</b>	<b>1</b>
481	Air transportation .....	4	1	2	1	—
484	Truck transportation .....	1	1	—	—	—
488	Transportation support activities .....	2	—	1	1	—
492	Couriers & messengers .....	1	—	—	—	1
<b>51</b>	<b>Information</b> .....	<b>5</b>	<b>1</b>	<b>3</b>	<b>1</b>	—
511	Publishing industries .....	3	—	2	1	—
513	Broadcasting & telecommunications .....	2	1	1	—	—
<b>52</b>	<b>Finance &amp; insurance</b> .....	<b>4</b>	<b>1</b>	<b>2</b>	<b>1</b>	—
522	Credit intermediation & related activities .....	2	—	1	1	—
524	Insurance carriers & related activities .....	2	1	1	—	—
<b>53</b>	<b>Real estate &amp; rental &amp; leasing</b> .....	<b>1</b>	—	<b>1</b>	—	—
531	Real estate .....	1	—	1	—	—
<b>54</b>	<b>Professional, scientific &amp; technical services</b> .....	<b>4</b>	<b>1</b>	<b>1</b>	<b>2</b>	—
541	Professional, scientific & technical services .....	4	1	1	2	—
<b>55</b>	<b>Management of companies &amp; enterprises</b> .....	<b>8</b>	<b>4</b>	<b>2</b>	—	<b>2</b>
551	Management of companies & enterprises .....	8	4	2	—	2
<b>56</b>	<b>Admin, support, waste mgt, remediation services</b> .....	<b>5</b>	<b>1</b>	<b>2</b>	<b>2</b>	—
561	Administrative & support services .....	4	1	2	1	—
562	Waste management & remediation services .....	1	—	—	1	—
<b>61</b>	<b>Educational services</b> .....	<b>7</b>	<b>3</b>	<b>4</b>	—	—
611	Educational services .....	7	3	4	—	—
<b>62</b>	<b>Health care and social assistance</b> .....	<b>26</b>	<b>6</b>	<b>13</b>	<b>7</b>	—
621	Ambulatory health care services .....	1	1	—	—	—
622	Hospitals .....	25	5	13	7	—
<b>71</b>	<b>Arts, entertainment &amp; recreation</b> .....	<b>1</b>	<b>1</b>	—	—	—
713	Amusement, gambling & recreation industries .....	1	1	—	—	—
<b>95</b>	<b>Auxiliaries (exc corporate, subsidiary &amp; regional mgt)</b> .....	<b>1</b>	<b>1</b>	—	—	—

**Table 5. The State—Employees, Payroll, and Establishments by County: 1999 and 1998**

[Excludes most government employees, railroad employees, and self-employed persons. (D) denotes figures withheld to avoid disclosing data for individual companies; the data are included in broader industry totals. For explanation of terms, abbreviations, and data reliability/comparability, see introductory text]

County	1999				1998			
	Number of establishments	Number of employees for week including March 12	Payroll (\$1,000)		Number of establishments	Number of employees for week including March 12	Payroll (\$1,000)	
			First quarter	Annual			First quarter	Annual
<b>Total</b> .....	<b>162 932</b>	<b>2 209 129</b>	<b>18 348 385</b>	<b>78 711 159</b>	<b>161 473</b>	<b>2 134 598</b>	<b>17 196 647</b>	<b>73 268 188</b>
Adams .....	407	3 877	18 445	82 380	403	4 039	16 122	83 622
Asotin .....	436	3 941	18 840	88 058	452	3 909	18 317	84 235
Benton .....	3 293	48 406	371 426	1 584 514	3 212	47 110	355 911	1 490 064
Chelan .....	2 271	24 210	135 501	614 670	2 292	24 925	135 297	606 282
Cllallam .....	2 072	15 567	79 726	348 082	2 060	15 482	77 864	335 700
Clark .....	7 876	93 265	623 323	2 708 256	7 685	93 206	613 444	2 673 822
Columbia .....	134	735	3 216	19 055	134	918	3 831	19 942
Cowlitz .....	2 377	32 561	225 923	969 499	2 402	32 626	230 789	958 797
Douglas .....	551	3 860	18 880	90 233	547	3 892	18 177	79 862
Ferry .....	158	1 028	6 215	27 030	149	1 075	6 825	26 721
Franklin .....	1 093	13 469	78 277	335 496	1 086	13 522	72 105	319 144
Garfield .....	53	362	1 800	7 410	54	350	1 703	7 025
Grant .....	1 686	16 514	88 541	405 627	1 686	16 548	85 209	384 905
Grays Harbor .....	1 945	17 433	101 801	459 150	1 980	16 548	100 587	437 359
Island.....	1 573	11 000	54 190	230 858	1 551	10 308	46 822	210 299
Jefferson .....	1 029	6 358	30 102	135 840	998	5 781	28 588	124 126
King .....	59 335	1 004 382	10 663 237	45 142 974	58 839	955 805	9 908 123	41 614 294
Kitsap .....	5 202	47 427	247 215	1 105 409	5 071	45 673	228 073	998 382
Kittitas .....	1 002	7 138	32 448	149 018	985	6 907	30 289	141 618
Klickitat .....	511	3 473	21 456	98 426	509	3 537	25 778	101 538
Lewis .....	1 969	19 126	111 211	479 893	2 022	19 415	105 772	461 393
Lincoln .....	301	1 846	9 619	42 484	300	1 996	9 612	41 533
Mason .....	1 026	8 532	44 428	198 372	1 051	8 552	44 070	190 683
Okanogan.....	1 037	8 617	38 505	173 988	1 040	8 204	37 421	163 843
Pacific .....	665	4 253	17 717	79 271	671	4 218	17 093	76 917
Pend Oreille .....	233	1 524	9 693	41 892	232	1 452	8 981	40 612
Pierce .....	15 416	199 454	1 276 862	5 566 438	15 257	190 567	1 183 374	5 160 202
San Juan .....	836	3 561	18 867	94 517	804	3 526	17 194	87 858
Skagit .....	3 256	33 953	201 221	905 789	3 202	32 202	181 626	819 521
Skamania .....	176	1 192	5 175	25 999	178	1 151	4 933	24 990
Snohomish .....	15 020	206 830	1 596 759	6 874 297	14 760	202 949	1 491 017	6 422 348
Spokane .....	11 717	162 962	1 035 750	4 537 047	11 703	161 001	1 001 697	4 284 853
Stevens .....	843	7 155	38 432	172 204	793	6 906	36 420	160 216
Thurston .....	5 012	51 695	302 112	1 322 713	4 960	49 668	278 571	1 220 085
Wahkiakum .....	104	584	2 971	13 667	107	554	2 763	12 992
Walla Walla .....	1 234	16 759	91 610	399 578	1 246	16 878	89 764	390 286
Whatcom .....	5 386	58 488	349 930	1 509 270	5 317	55 623	323 734	1 410 863
Whitman .....	876	7 004	34 017	147 144	887	7 027	31 897	135 702
Yakima .....	4 800	59 762	335 940	1 493 107	4 830	58 832	321 980	1 442 423
<b>Statewide</b> .....	<b>21</b>	<b>826</b>	<b>7 004</b>	<b>31 504</b>	<b>18</b>	<b>567</b>	<b>4 874</b>	<b>23 131</b>

Note: Employment-size classes are indicated as follows: A—0 to 19; B—20 to 99; C—100 to 249; E—250 to 499; F—500 to 999; G—1,000 to 2,499; H—2,500 to 4,999; I—5,000 to 9,999; J—10,000 to 24,999; K—25,000 to 49,999; L—50,000 to 99,999; M—100,000 or more.

**Table 6. Counties—Employees, Payroll, and Establishments by Industry: 1999**

[Excludes most government employees, railroad employees, and self-employed persons. Size class 1 to 4 includes establishments with payroll, but no employees, during mid-March pay period. (D) denotes figures withheld to avoid disclosing data for individual companies; the data are included in broader industry totals. Detailed industries with 100 or more employees are shown if industry was not a (D). For explanation of terms, abbreviations, and data reliability/comparability, see introductory text]

NAICS code	Industry	Number of employees for week including March 12	Payroll (\$1,000)		Total number of establishments	Number of establishments by employment-size class									
			First quarter	Annual		1 to 4	5 to 9	10 to 19	20 to 49	50 to 99	100 to 249	250 to 499	500 to 999	1,000 or more	
<b>ADAMS</b>															
	<b>Total</b> .....	<b>3 877</b>	<b>18 445</b>	<b>82 380</b>	<b>407</b>	<b>248</b>	<b>80</b>	<b>42</b>	<b>28</b>	<b>6</b>	<b>1</b>	<b>1</b>	<b>1</b>	<b>-</b>	
<b>11</b>	<b>Forestry, fishing, hunting, and agriculture support</b> .....	<b>237</b>	<b>977</b>	<b>4 817</b>	<b>14</b>	<b>5</b>	<b>3</b>	<b>2</b>	<b>3</b>	<b>1</b>	<b>-</b>	<b>-</b>	<b>-</b>	<b>-</b>	
115	Agriculture & forestry support activities .....	237	977	4 817	14	5	3	2	3	1	-	-	-	-	
1151	Crop production support activities .....	237	977	4 817	14	5	3	2	3	1	-	-	-	-	
11511	Crop production support activities .....	237	977	4 817	14	5	3	2	3	1	-	-	-	-	
115114	Postharvest crop activities (exc ginning) ...	187	676	3 039	6	1	1	1	2	1	-	-	-	-	
<b>22</b>	<b>Utilities</b> .....	<b>(A)</b>	<b>(D)</b>	<b>(D)</b>	<b>3</b>	<b>2</b>	<b>-</b>	<b>1</b>	<b>-</b>	<b>-</b>	<b>-</b>	<b>-</b>	<b>-</b>	<b>-</b>	
<b>23</b>	<b>Construction</b> .....	<b>127</b>	<b>601</b>	<b>2 969</b>	<b>34</b>	<b>25</b>	<b>6</b>	<b>2</b>	<b>1</b>	<b>-</b>	<b>-</b>	<b>-</b>	<b>-</b>	<b>-</b>	
<b>31-33</b>	<b>Manufacturing</b> .....	<b>1 103</b>	<b>5 535</b>	<b>24 618</b>	<b>13</b>	<b>6</b>	<b>4</b>	<b>1</b>	<b>-</b>	<b>-</b>	<b>-</b>	<b>1</b>	<b>1</b>	<b>-</b>	
311	Food mfg .....	(G)	(D)	(D)	7	3	1	1	-	-	-	1	1	-	
3114	Fruit & veg preserving & specialty food mfg ....	(G)	(D)	(D)	3	1	-	-	-	-	-	1	1	-	
31141	Frozen food mfg .....	(G)	(D)	(D)	2	-	-	-	-	-	-	1	1	-	
<b>42</b>	<b>Wholesale trade</b> .....	<b>414</b>	<b>2 586</b>	<b>11 523</b>	<b>34</b>	<b>11</b>	<b>11</b>	<b>4</b>	<b>7</b>	<b>1</b>	<b>-</b>	<b>-</b>	<b>-</b>	<b>-</b>	
421	Wholesale trade, durable goods .....	194	1 239	5 140	13	2	4	2	5	-	-	-	-	-	
4218	Machinery, equipment & supplies whsle .....	(C)	(D)	(D)	12	1	4	2	5	-	-	-	-	-	
42182	Farm & garden machinery & equipment whsle .....	183	1 190	4 910	10	-	3	2	5	-	-	-	-	-	
421820	Farm & garden machinery & equipment whsle .....	183	1 190	4 910	10	-	3	2	5	-	-	-	-	-	
422	Wholesale trade, nondurable goods .....	220	1 347	6 383	21	9	7	2	2	1	-	-	-	-	
4229	Miscellaneous nondurable goods whsle .....	125	683	2 990	5	1	1	1	1	1	-	-	-	-	
42291	Farm supplies whsle .....	125	683	2 990	5	1	1	1	1	1	-	-	-	-	
422910	Farm supplies whsle .....	125	683	2 990	5	1	1	1	1	1	-	-	-	-	
<b>44-45</b>	<b>Retail trade</b> .....	<b>562</b>	<b>2 337</b>	<b>10 351</b>	<b>68</b>	<b>28</b>	<b>20</b>	<b>15</b>	<b>4</b>	<b>1</b>	<b>-</b>	<b>-</b>	<b>-</b>	<b>-</b>	
444	Bldg material & garden equip & supp dealers .....	119	719	3 509	14	3	6	4	1	-	-	-	-	-	
445	Food & beverage stores .....	(C)	(D)	(D)	8	2	2	2	1	1	-	-	-	-	
4451	Grocery stores .....	158	550	2 488	6	-	2	2	1	1	-	-	-	-	
44511	Grocery (except convenience) stores .....	158	550	2 488	6	-	2	2	1	1	-	-	-	-	
445110	Grocery (except convenience) stores .....	158	550	2 488	6	-	2	2	1	1	-	-	-	-	
<b>48-49</b>	<b>Transportation &amp; warehousing</b> .....	<b>138</b>	<b>560</b>	<b>3 511</b>	<b>51</b>	<b>42</b>	<b>4</b>	<b>4</b>	<b>1</b>	<b>-</b>	<b>-</b>	<b>-</b>	<b>-</b>	<b>-</b>	
484	Truck transportation .....	(C)	(D)	(D)	47	39	4	3	1	-	-	-	-	-	
<b>51</b>	<b>Information</b> .....	<b>36</b>	<b>137</b>	<b>630</b>	<b>7</b>	<b>4</b>	<b>2</b>	<b>1</b>	<b>-</b>	<b>-</b>	<b>-</b>	<b>-</b>	<b>-</b>	<b>-</b>	
<b>52</b>	<b>Finance &amp; insurance</b> .....	<b>104</b>	<b>746</b>	<b>2 460</b>	<b>24</b>	<b>16</b>	<b>6</b>	<b>2</b>	<b>-</b>	<b>-</b>	<b>-</b>	<b>-</b>	<b>-</b>	<b>-</b>	
<b>53</b>	<b>Real estate &amp; rental &amp; leasing</b> .....	<b>28</b>	<b>51</b>	<b>246</b>	<b>12</b>	<b>10</b>	<b>2</b>	<b>-</b>	<b>-</b>	<b>-</b>	<b>-</b>	<b>-</b>	<b>-</b>	<b>-</b>	
<b>54</b>	<b>Professional, scientific &amp; technical services</b> .....	<b>59</b>	<b>315</b>	<b>1 324</b>	<b>19</b>	<b>17</b>	<b>-</b>	<b>2</b>	<b>-</b>	<b>-</b>	<b>-</b>	<b>-</b>	<b>-</b>	<b>-</b>	
<b>56</b>	<b>Admin, support, waste mgt, remediation services</b> .....	<b>(B)</b>	<b>(D)</b>	<b>(D)</b>	<b>10</b>	<b>8</b>	<b>1</b>	<b>1</b>	<b>-</b>	<b>-</b>	<b>-</b>	<b>-</b>	<b>-</b>	<b>-</b>	
<b>61</b>	<b>Educational services</b> .....	<b>(A)</b>	<b>(D)</b>	<b>(D)</b>	<b>2</b>	<b>2</b>	<b>-</b>	<b>-</b>	<b>-</b>	<b>-</b>	<b>-</b>	<b>-</b>	<b>-</b>	<b>-</b>	
<b>62</b>	<b>Health care and social assistance</b> .....	<b>492</b>	<b>3 028</b>	<b>12 840</b>	<b>22</b>	<b>10</b>	<b>2</b>	<b>3</b>	<b>3</b>	<b>3</b>	<b>1</b>	<b>-</b>	<b>-</b>	<b>-</b>	
621	Ambulatory health care services .....	172	1 306	5 586	10	5	2	1	1	1	-	-	-	-	
622	Hospitals .....	(C)	(D)	(D)	2	-	-	-	-	1	1	-	-	-	
6221	General medical & surgical hospitals .....	(C)	(D)	(D)	2	-	-	-	-	1	1	-	-	-	
62211	General medical & surgical hospitals .....	(C)	(D)	(D)	2	-	-	-	-	1	1	-	-	-	
<b>71</b>	<b>Arts, entertainment &amp; recreation</b> .....	<b>(A)</b>	<b>(D)</b>	<b>(D)</b>	<b>3</b>	<b>2</b>	<b>1</b>	<b>-</b>	<b>-</b>	<b>-</b>	<b>-</b>	<b>-</b>	<b>-</b>	<b>-</b>	
<b>72</b>	<b>Accommodation &amp; food services</b> .....	<b>364</b>	<b>679</b>	<b>3 226</b>	<b>30</b>	<b>11</b>	<b>6</b>	<b>4</b>	<b>9</b>	<b>-</b>	<b>-</b>	<b>-</b>	<b>-</b>	<b>-</b>	
722	Food services & drinking places .....	340	612	2 913	25	8	5	3	9	-	-	-	-	-	
7221	Full-service restaurants .....	181	361	1 731	14	3	4	3	4	-	-	-	-	-	
72211	Full-service restaurants .....	181	361	1 731	14	3	4	3	4	-	-	-	-	-	
722110	Full-service restaurants .....	181	361	1 731	14	3	4	3	4	-	-	-	-	-	
7222	Limited-service eating places .....	146	234	1 108	7	2	-	-	5	-	-	-	-	-	
72221	Limited-service eating places .....	146	234	1 108	7	2	-	-	5	-	-	-	-	-	
722211	Limited-service restaurants .....	146	234	1 108	7	2	-	-	5	-	-	-	-	-	
<b>81</b>	<b>Other services (except public administration)</b> .....	<b>135</b>	<b>396</b>	<b>1 721</b>	<b>46</b>	<b>36</b>	<b>10</b>	<b>-</b>	<b>-</b>	<b>-</b>	<b>-</b>	<b>-</b>	<b>-</b>	<b>-</b>	
<b>95</b>	<b>Auxiliaries (exc corporate, subsidiary &amp; regional mgt)</b> .....	<b>(A)</b>	<b>(D)</b>	<b>(D)</b>	<b>1</b>	<b>1</b>	<b>-</b>	<b>-</b>	<b>-</b>	<b>-</b>	<b>-</b>	<b>-</b>	<b>-</b>	<b>-</b>	
<b>99</b>	<b>Unclassified establishments</b> .....	<b>17</b>	<b>45</b>	<b>299</b>	<b>14</b>	<b>12</b>	<b>2</b>	<b>-</b>	<b>-</b>	<b>-</b>	<b>-</b>	<b>-</b>	<b>-</b>	<b>-</b>	

Note: Employment-size classes are indicated as follows: A—0 to 19; B—20 to 99; C—100 to 249; E—250 to 499; F—500 to 999; G—1,000 to 2,499; H—2,500 to 4,999; I—5,000 to 9,999; J—10,000 to 24,999; K—25,000 to 49,999; L—50,000 to 99,999; M—100,000 or more.

**Table 6. Counties—Employees, Payroll, and Establishments by Industry: 1999—Con.**

[Excludes most government employees, railroad employees, and self-employed persons. Size class 1 to 4 includes establishments with payroll, but no employees, during mid-March pay period. (D) denotes figures withheld to avoid disclosing data for individual companies; the data are included in broader industry totals. Detailed industries with 100 or more employees are shown if industry was not a (D). For explanation of terms, abbreviations, and data reliability/comparability, see introductory text]

NAICS code	Industry	Number of employees for week including March 12	Payroll (\$1,000)		Total number of establishments	Number of establishments by employment-size class										
			First quarter	Annual		1 to 4	5 to 9	10 to 19	20 to 49	50 to 99	100 to 249	250 to 499	500 to 999	1,000 or more		
	<b>ASOTIN</b>															
	<b>Total</b> .....	<b>3 941</b>	<b>18 840</b>	<b>88 058</b>	<b>436</b>	<b>257</b>	<b>76</b>	<b>55</b>	<b>34</b>	<b>9</b>	<b>5</b>	-	-	-	-	-
11	<b>Forestry, fishing, hunting, and agriculture support</b> .....	(B)	(D)	(D)	5	2	1	2	-	-	-	-	-	-	-	-
21	<b>Mining</b> .....	(B)	(D)	(D)	1	-	-	-	1	-	-	-	-	-	-	-
22	<b>Utilities</b> .....	(B)	(D)	(D)	1	-	-	-	1	-	-	-	-	-	-	-
23	<b>Construction</b> .....	<b>350</b>	<b>2 171</b>	<b>14 702</b>	<b>72</b>	<b>56</b>	<b>9</b>	<b>4</b>	<b>1</b>	<b>2</b>	-	-	-	-	-	-
234	Heavy construction .....	(C)	(D)	(D)	5	3	-	-	-	2	-	-	-	-	-	-
2341	Highway, street, bridge & tunnel construction ...	118	954	8 758	3	1	-	-	-	2	-	-	-	-	-	-
23411	Highway & street construction .....	118	954	8 758	3	1	-	-	-	2	-	-	-	-	-	-
234110	Highway & street construction .....	118	954	8 758	3	1	-	-	-	2	-	-	-	-	-	-
235	Special trade contractors .....	168	970	4 558	40	29	7	3	1	-	-	-	-	-	-	-
31-33	<b>Manufacturing</b> .....	<b>379</b>	<b>2 226</b>	<b>9 674</b>	<b>21</b>	<b>8</b>	<b>4</b>	<b>4</b>	<b>4</b>	-	<b>1</b>	-	-	-	-	-
321	Wood product mfg .....	(C)	(D)	(D)	2	1	-	-	-	-	1	-	-	-	-	-
3211	Sawmills & wood preservation .....	(C)	(D)	(D)	2	1	-	-	-	-	1	-	-	-	-	-
32111	Sawmills & wood preservation .....	(C)	(D)	(D)	2	1	-	-	-	-	1	-	-	-	-	-
42	<b>Wholesale trade</b> .....	<b>143</b>	<b>1 026</b>	<b>4 261</b>	<b>13</b>	<b>5</b>	<b>1</b>	<b>4</b>	<b>3</b>	-	-	-	-	-	-	-
44-45	<b>Retail trade</b> .....	<b>748</b>	<b>3 446</b>	<b>15 881</b>	<b>60</b>	<b>24</b>	<b>15</b>	<b>13</b>	<b>5</b>	<b>1</b>	<b>2</b>	-	-	-	-	-
444	Bldg material & garden equip & supp dealers .....	100	489	2 318	7	2	1	2	2	-	-	-	-	-	-	-
445	Food & beverage stores .....	183	789	3 448	9	3	1	3	1	-	1	-	-	-	-	-
4451	Grocery stores .....	(C)	(D)	(D)	6	2	1	1	1	-	1	-	-	-	-	-
44511	Grocery (except convenience) stores .....	152	695	3 007	5	2	1	1	1	-	1	-	-	-	-	-
445110	Grocery (except convenience) stores .....	152	695	3 007	5	2	-	1	1	-	1	-	-	-	-	-
452	General merchandise stores .....	(C)	(D)	(D)	1	-	-	-	-	-	1	-	-	-	-	-
4529	Other general merchandise stores .....	(C)	(D)	(D)	1	-	-	-	-	-	1	-	-	-	-	-
45291	Warehouse clubs & superstores .....	(C)	(D)	(D)	1	-	-	-	-	-	1	-	-	-	-	-
48-49	<b>Transportation &amp; warehousing</b> .....	<b>50</b>	<b>291</b>	<b>1 328</b>	<b>14</b>	<b>9</b>	<b>5</b>	-	-	-	-	-	-	-	-	-
51	<b>Information</b> .....	<b>51</b>	<b>461</b>	<b>1 935</b>	<b>7</b>	<b>4</b>	<b>1</b>	<b>1</b>	<b>1</b>	-	-	-	-	-	-	-
52	<b>Finance &amp; insurance</b> .....	<b>101</b>	<b>739</b>	<b>3 034</b>	<b>20</b>	<b>13</b>	<b>3</b>	<b>3</b>	<b>1</b>	-	-	-	-	-	-	-
53	<b>Real estate &amp; rental &amp; leasing</b> .....	<b>57</b>	<b>210</b>	<b>1 039</b>	<b>18</b>	<b>14</b>	<b>3</b>	<b>1</b>	-	-	-	-	-	-	-	-
54	<b>Professional, scientific &amp; technical services</b> .....	<b>147</b>	<b>773</b>	<b>3 562</b>	<b>33</b>	<b>24</b>	<b>6</b>	<b>2</b>	<b>1</b>	-	-	-	-	-	-	-
541	Professional, scientific & technical services .....	147	773	3 562	33	24	6	2	1	-	-	-	-	-	-	-
55	<b>Management of companies &amp; enterprises</b> .....	<b>(A)</b>	<b>(D)</b>	<b>(D)</b>	<b>1</b>	<b>1</b>	-	-	-	-	-	-	-	-	-	-
56	<b>Admin, support, waste mgt, remediation services</b> .....	<b>(B)</b>	<b>(D)</b>	<b>(D)</b>	<b>14</b>	<b>8</b>	<b>5</b>	<b>1</b>	-	-	-	-	-	-	-	-
61	<b>Educational services</b> .....	<b>(C)</b>	<b>(D)</b>	<b>(D)</b>	<b>4</b>	<b>2</b>	-	-	<b>1</b>	<b>1</b>	-	-	-	-	-	-
611	Educational services .....	(C)	(D)	(D)	4	2	-	-	1	1	-	-	-	-	-	-
6111	Elementary & secondary schools .....	(C)	(D)	(D)	2	-	-	-	1	1	-	-	-	-	-	-
61111	Elementary & secondary schools .....	(C)	(D)	(D)	2	-	-	-	1	1	-	-	-	-	-	-
62	<b>Health care and social assistance</b> .....	<b>787</b>	<b>3 792</b>	<b>16 763</b>	<b>53</b>	<b>29</b>	<b>10</b>	<b>5</b>	<b>5</b>	<b>2</b>	<b>2</b>	-	-	-	-	-
621	Ambulatory health care services .....	165	971	4 405	31	19	7	3	2	-	-	-	-	-	-	-
622	Hospitals .....	(C)	(D)	(D)	1	-	-	-	-	-	1	-	-	-	-	-
6221	General medical & surgical hospitals .....	(C)	(D)	(D)	1	-	-	-	-	-	1	-	-	-	-	-
62211	General medical & surgical hospitals .....	(C)	(D)	(D)	1	-	-	-	-	-	1	-	-	-	-	-
623	Nursing & residential care facilities .....	253	916	3 748	7	2	1	1	1	1	1	-	-	-	-	-
6231	Nursing care facilities .....	(C)	(D)	(D)	3	1	-	-	-	1	1	-	-	-	-	-
62311	Nursing care facilities .....	(C)	(D)	(D)	3	1	-	-	-	1	1	-	-	-	-	-
624	Social assistance .....	(C)	(D)	(D)	14	8	2	1	2	1	-	-	-	-	-	-
71	<b>Arts, entertainment &amp; recreation</b> .....	<b>111</b>	<b>285</b>	<b>1 382</b>	<b>8</b>	<b>5</b>	-	-	<b>2</b>	<b>1</b>	-	-	-	-	-	-
713	Amusement, gambling & recreation industries .....	(C)	(D)	(D)	6	3	-	-	2	1	-	-	-	-	-	-
7139	Other amusement & recreation industries .....	(C)	(D)	(D)	6	3	-	-	2	1	-	-	-	-	-	-
72	<b>Accommodation &amp; food services</b> .....	<b>529</b>	<b>1 050</b>	<b>4 737</b>	<b>41</b>	<b>17</b>	<b>6</b>	<b>10</b>	<b>6</b>	<b>2</b>	-	-	-	-	-	-
721	Accommodation .....	103	237	1 126	9	4	2	2	-	1	-	-	-	-	-	-
722	Food services & drinking places .....	426	813	3 611	32	13	4	8	6	1	-	-	-	-	-	-
7221	Full-service restaurants .....	193	374	1 719	17	5	4	5	3	-	-	-	-	-	-	-
72211	Full-service restaurants .....	193	374	1 719	17	5	4	5	3	-	-	-	-	-	-	-
722110	Full-service restaurants .....	193	374	1 719	17	5	4	5	3	-	-	-	-	-	-	-
7222	Limited-service eating places .....	219	408	1 817	10	3	-	3	3	1	-	-	-	-	-	-
72221	Limited-service eating places .....	219	408	1 817	10	3	-	3	3	1	-	-	-	-	-	-
81	<b>Other services (except public administration)</b> .....	<b>212</b>	<b>569</b>	<b>2 451</b>	<b>43</b>	<b>29</b>	<b>7</b>	<b>5</b>	<b>2</b>	-	-	-	-	-	-	-
813	Religious, grantmaking, civic, prof & like organizations .....	146	316	1 342	20	11	3	4	2	-	-	-	-	-	-	-
99	<b>Unclassified establishments</b> .....	<b>3</b>	<b>8</b>	<b>54</b>	<b>7</b>	<b>7</b>	-	-	-	-	-	-	-	-	-	-

Note: Employment-size classes are indicated as follows: A—0 to 19; B—20 to 99; C—100 to 249; E—250 to 499; F—500 to 999; G—1,000 to 2,499; H—2,500 to 4,999; I—5,000 to 9,999; J—10,000 to 24,999; K—25,000 to 49,999; L—50,000 to 99,999; M—100,000 or more.



**Table 6. Counties—Employees, Payroll, and Establishments by Industry: 1999—Con.**

[Excludes most government employees, railroad employees, and self-employed persons. Size class 1 to 4 includes establishments with payroll, but no employees, during mid-March pay period. (D) denotes figures withheld to avoid disclosing data for individual companies; the data are included in broader industry totals. Detailed industries with 100 or more employees are shown if industry was not a (D). For explanation of terms, abbreviations, and data reliability/comparability, see introductory text]

NAICS code	Industry	Number of employees for week including March 12	Payroll (\$1,000)		Total number of establishments	Number of establishments by employment-size class								
			First quarter	Annual		1 to 4	5 to 9	10 to 19	20 to 49	50 to 99	100 to 249	250 to 499	500 to 999	1,000 or more
<b>BENTON</b>														
	<b>Total</b> .....	<b>48 406</b>	<b>371 426</b>	<b>1 584 514</b>	<b>3 293</b>	<b>1 775</b>	<b>670</b>	<b>439</b>	<b>264</b>	<b>80</b>	<b>44</b>	<b>10</b>	<b>9</b>	<b>2</b>
<b>11</b>	<b>Forestry, fishing, hunting, and agriculture support</b> .....	<b>364</b>	<b>1 130</b>	<b>7 710</b>	<b>14</b>	<b>6</b>	<b>4</b>	<b>1</b>	<b>1</b>	<b>1</b>	<b>1</b>	<b>—</b>	<b>—</b>	<b>—</b>
115	Agriculture & forestry support activities .....	364	1 130	7 710	14	6	4	1	1	1	1	—	—	—
1151	Crop production support activities .....	(E)	(D)	(D)	10	4	3	1	1	—	1	—	—	—
11511	Crop production support activities .....	(E)	(D)	(D)	10	4	3	1	1	—	1	—	—	—
<b>21</b>	<b>Mining</b> .....	<b>(C)</b>	<b>(D)</b>	<b>(D)</b>	<b>3</b>	<b>1</b>	<b>1</b>	<b>—</b>	<b>—</b>	<b>—</b>	<b>1</b>	<b>—</b>	<b>—</b>	<b>—</b>
211	Oil & gas extraction .....	(C)	(D)	(D)	1	—	—	—	—	—	1	—	—	—
2111	Oil & gas extraction .....	(C)	(D)	(D)	1	—	—	—	—	—	1	—	—	—
21111	Oil & gas extraction .....	(C)	(D)	(D)	1	—	—	—	—	—	1	—	—	—
<b>22</b>	<b>Utilities</b> .....	<b>(B)</b>	<b>(D)</b>	<b>(D)</b>	<b>7</b>	<b>4</b>	<b>1</b>	<b>1</b>	<b>—</b>	<b>1</b>	<b>—</b>	<b>—</b>	<b>—</b>	<b>—</b>
<b>23</b>	<b>Construction</b> .....	<b>2 945</b>	<b>22 518</b>	<b>104 901</b>	<b>424</b>	<b>291</b>	<b>65</b>	<b>40</b>	<b>20</b>	<b>6</b>	<b>1</b>	<b>1</b>	<b>—</b>	<b>—</b>
233	Building, developing & general contracting .....	926	7 885	35 282	150	112	20	13	3	1	—	1	—	—
2332	Residential building construction .....	399	2 058	9 360	121	94	17	9	1	—	—	—	—	—
23321	Single-family housing construction .....	399	2 058	9 360	121	94	17	9	1	—	—	—	—	—
233210	Single-family housing construction .....	399	2 058	9 360	121	94	17	9	1	—	—	—	—	—
2333	Nonresidential building construction .....	(F)	(D)	(D)	26	15	3	4	2	1	—	1	—	—
23332	Commercial & institutional bldg construction ..	503	5 718	25 415	23	13	3	3	2	1	—	1	—	—
233320	Commercial & institutional bldg construction ..	503	5 718	25 415	23	13	3	3	2	1	—	1	—	—
234	Heavy construction .....	448	3 723	18 875	23	6	4	6	4	3	—	—	—	—
2341	Highway, street, bridge & tunnel construction ...	103	586	5 817	3	—	—	1	1	1	—	—	—	—
2349	Other heavy construction .....	345	3 137	13 058	20	6	4	5	3	2	—	—	—	—
23491	Water, sewer & pipeline construction .....	(C)	(D)	(D)	5	2	—	1	1	1	—	—	—	—
23499	All other heavy construction .....	215	1 939	7 750	13	4	3	3	2	1	—	—	—	—
234990	All other heavy construction .....	215	1 939	7 750	13	4	3	3	2	1	—	—	—	—
235	Special trade contractors .....	1 571	10 910	50 744	251	173	41	21	13	2	1	—	—	—
2351	Plumbing, heating & AC contractor .....	482	4 312	19 526	50	33	10	4	2	—	1	—	—	—
23511	Plumbing, heating & AC contractor .....	482	4 312	19 526	50	33	10	4	2	—	1	—	—	—
235110	Plumbing, heating & AC contractor .....	482	4 312	19 526	50	33	10	4	2	—	1	—	—	—
2353	Electrical contractors .....	256	2 159	10 630	34	20	6	5	2	1	—	—	—	—
23531	Electrical contractors .....	256	2 159	10 630	34	20	6	5	2	1	—	—	—	—
235310	Electrical contractors .....	256	2 159	10 630	34	20	6	5	2	1	—	—	—	—
2354	Masonry, drywall, insulation, tile contractors ...	295	1 584	7 099	30	13	8	4	4	1	—	—	—	—
23542	Drywall, acoustical & insulation contractors ...	267	1 424	6 163	22	8	6	3	4	1	—	—	—	—
235420	Drywall, acoustical & insulation contractors ...	267	1 424	6 163	22	8	6	3	4	1	—	—	—	—
2355	Carpentry & floor contractors .....	151	614	2 955	51	41	9	—	1	—	—	—	—	—
2357	Concrete contractors .....	116	614	2 720	22	16	3	2	1	—	—	—	—	—
23571	Concrete contractors .....	116	614	2 720	22	16	3	2	1	—	—	—	—	—
235710	Concrete contractors .....	116	614	2 720	22	16	3	2	1	—	—	—	—	—
2359	Other special trade contractors .....	137	812	3 861	28	21	2	3	2	—	—	—	—	—
<b>31-33</b>	<b>Manufacturing</b> .....	<b>3 724</b>	<b>38 443</b>	<b>147 268</b>	<b>120</b>	<b>55</b>	<b>25</b>	<b>15</b>	<b>11</b>	<b>6</b>	<b>4</b>	<b>3</b>	<b>1</b>	<b>—</b>
311	Food mfg .....	1 419	9 074	39 808	19	7	3	1	2	2	2	2	—	—
3114	Fruit & veg preserving & specialty food mfg ....	1 237	7 861	34 267	5	—	—	—	—	1	2	2	—	—
31141	Frozen food mfg .....	(G)	(D)	(D)	4	—	—	—	—	—	2	2	—	—
312	Beverage & tobacco product mfg .....	222	1 681	8 421	11	5	4	—	1	—	1	—	—	—
3121	Beverage mfg .....	222	1 681	8 421	11	5	4	—	1	—	1	—	—	—
31211	Soft drink & ice mfg .....	(C)	(D)	(D)	2	—	1	—	—	—	1	—	—	—
323	Printing & related support activities .....	150	531	2 259	16	8	4	3	—	1	—	—	—	—
3231	Printing & related support activities .....	150	531	2 259	16	8	4	3	—	1	—	—	—	—
32311	Printing .....	150	531	2 259	16	8	4	3	—	1	—	—	—	—
325	Chemical mfg .....	(F)	(D)	(D)	7	2	2	—	1	—	1	—	—	—
3251	Basic chemical mfg .....	(F)	(D)	(D)	2	—	1	—	—	—	—	—	1	—
32518	Other basic inorganic chemical mfg .....	(F)	(D)	(D)	1	—	—	—	—	—	—	—	1	—
3253	Pesticide, fertilizer & oth ag chemical mfg .....	(C)	(D)	(D)	3	1	—	—	1	—	1	—	—	—
32531	Fertilizer mfg .....	(C)	(D)	(D)	2	—	—	—	1	—	1	—	—	—
331	Primary metal mfg .....	(E)	(D)	(D)	3	—	—	—	1	1	—	1	—	—
3314	Nonferrous (exc alum) production & processing .	(E)	(D)	(D)	2	—	—	—	—	1	—	1	—	—
33149	Other nonferrous roll, draw, extruding, alloying .....	(E)	(D)	(D)	1	—	—	—	—	—	—	1	—	—
334	Computer & electronic product mfg .....	213	1 838	8 228	11	2	4	3	1	1	—	—	—	—
3345	Nav, measuring, medical, control instruments mfg .....	160	1 471	6 958	5	—	2	1	1	1	—	—	—	—
33451	Nav, measuring, medical, control instruments mfg .....	160	1 471	6 958	5	—	2	1	1	1	—	—	—	—
<b>42</b>	<b>Wholesale trade</b> .....	<b>970</b>	<b>6 459</b>	<b>25 435</b>	<b>100</b>	<b>63</b>	<b>12</b>	<b>15</b>	<b>8</b>	<b>1</b>	<b>—</b>	<b>1</b>	<b>—</b>	<b>—</b>
421	Wholesale trade, durable goods .....	443	3 667	14 537	72	47	10	10	5	—	—	—	—	—
4214	Professional & commercial equip & supp whlse .	132	1 422	5 154	12	6	1	2	3	—	—	—	—	—
4216	Electrical goods whlse .....	106	1 022	3 978	10	4	1	3	2	—	—	—	—	—
422	Wholesale trade, nondurable goods .....	527	2 792	10 898	28	16	2	5	3	1	—	1	—	—
4224	Grocery & related product whlse .....	344	1 606	5 446	8	4	1	—	2	—	—	1	—	—
42248	Fresh fruit & vegetable whlse .....	(E)	(D)	(D)	1	—	—	—	—	—	—	—	—	—

Note: Employment-size classes are indicated as follows: A—0 to 19; B—20 to 99; C—100 to 249; E—250 to 499; F—500 to 999; G—1,000 to 2,499; H—2,500 to 4,999; I—5,000 to 9,999; J—10,000 to 24,999; K—25,000 to 49,999; L—50,000 to 99,999; M—100,000 or more.

**Table 6. Counties—Employees, Payroll, and Establishments by Industry: 1999—Con.**

[Excludes most government employees, railroad employees, and self-employed persons. Size class 1 to 4 includes establishments with payroll, but no employees, during mid-March pay period. (D) denotes figures withheld to avoid disclosing data for individual companies; the data are included in broader industry totals. Detailed industries with 100 or more employees are shown if industry was not a (D). For explanation of terms, abbreviations, and data reliability/comparability, see introductory text]

NAICS code	Industry	Number of employees for week including March 12	Payroll (\$1,000)		Total number of establishments	Number of establishments by employment-size class								
			First quarter	Annual		1 to 4	5 to 9	10 to 19	20 to 49	50 to 99	100 to 249	250 to 499	500 to 999	1,000 or more
<b>BENTON—Con.</b>														
<b>44-45</b>	<b>Retail trade</b> .....	<b>7 250</b>	<b>31 075</b>	<b>139 582</b>	<b>560</b>	<b>237</b>	<b>149</b>	<b>106</b>	<b>45</b>	<b>12</b>	<b>7</b>	<b>4</b>	—	—
441	Motor vehicle & parts dealers .....	744	5 265	22 737	69	33	13	11	9	3	—	—	—	—
4411	Automobile dealers .....	464	3 449	15 802	32	18	3	2	6	3	—	—	—	—
44111	New car dealers .....	409	3 159	14 454	13	2	—	2	6	3	—	—	—	—
441110	New car dealers .....	409	3 159	14 454	13	2	—	2	6	3	—	—	—	—
4413	Automotive parts, accessories & tire stores .....	240	1 570	5 903	26	7	9	7	3	—	—	—	—	—
44131	Automotive parts, accessories & tire stores .....	146	648	2 668	19	5	8	6	—	—	—	—	—	—
441310	Automotive parts, accessories & tire stores .....	146	648	2 668	19	5	8	6	—	—	—	—	—	—
442	Furniture & home furnishing stores .....	230	1 078	4 716	42	25	4	13	—	—	—	—	—	—
4421	Furniture stores .....	117	641	2 803	19	11	1	7	—	—	—	—	—	—
44211	Furniture stores .....	117	641	2 803	19	11	1	7	—	—	—	—	—	—
442110	Furniture stores .....	117	641	2 803	19	11	1	7	—	—	—	—	—	—
4422	Home furnishings stores .....	113	437	1 913	23	14	3	6	—	—	—	—	—	—
443	Electronics & appliance stores .....	187	815	3 371	30	12	13	4	1	—	—	—	—	—
4431	Electronics & appliance stores .....	187	815	3 371	30	12	13	4	1	—	—	—	—	—
444	Bldg material & garden equip & supp dealers .....	662	3 938	19 924	46	11	15	13	5	1	1	—	—	—
4441	Building material & supplies dealers .....	558	3 443	16 887	34	7	13	7	5	1	1	—	—	—
44411	Home centers .....	(C)	(D)	(D)	2	—	—	—	1	—	1	—	—	—
44419	Other building material dealers .....	315	2 240	10 037	20	2	8	5	4	1	—	—	—	—
444190	Other building material dealers .....	315	2 240	10 037	20	2	8	5	4	1	—	—	—	—
4442	Lawn & garden equip & supplies stores .....	104	495	3 037	12	4	2	6	—	—	—	—	—	—
44422	Nursery & garden centers .....	104	495	3 037	12	4	2	6	—	—	—	—	—	—
444220	Nursery & garden centers .....	104	495	3 037	12	4	2	6	—	—	—	—	—	—
445	Food & beverage stores .....	1 011	4 456	19 543	50	25	6	7	4	7	1	—	—	—
4451	Grocery stores .....	891	3 993	17 530	28	10	2	5	3	7	1	—	—	—
44511	Grocery (except convenience) stores .....	840	3 850	16 877	20	7	—	2	3	7	1	—	—	—
445110	Grocery (except convenience) stores .....	840	3 850	16 877	20	7	—	2	3	7	1	—	—	—
4452	Specialty food stores .....	101	375	1 593	14	8	3	2	1	—	—	—	—	—
446	Health & personal care stores .....	346	1 603	6 634	35	15	9	5	6	—	—	—	—	—
4461	Health & personal care stores .....	346	1 603	6 634	35	15	9	5	6	—	—	—	—	—
44611	Pharmacies & drug stores .....	208	1 039	4 367	9	—	2	1	6	—	—	—	—	—
446110	Pharmacies & drug stores .....	208	1 039	4 367	9	—	2	1	6	—	—	—	—	—
447	Gasoline stations .....	438	1 553	7 338	48	11	17	18	2	—	—	—	—	—
4471	Gasoline stations .....	438	1 553	7 338	48	11	17	18	2	—	—	—	—	—
44711	Gasoline stations with convenience stores .....	385	1 219	5 757	38	5	15	16	2	—	—	—	—	—
447110	Gasoline stations with convenience stores .....	385	1 219	5 757	38	5	15	16	2	—	—	—	—	—
448	Clothing & clothing accessories stores .....	525	1 457	6 311	75	32	30	9	4	—	—	—	—	—
4481	Clothing stores .....	384	927	4 048	44	16	15	9	4	—	—	—	—	—
44814	Family clothing stores .....	217	544	2 264	12	2	2	4	4	—	—	—	—	—
448140	Family clothing stores .....	217	544	2 264	12	2	2	4	4	—	—	—	—	—
451	Sporting goods, hobby, book & music stores .....	530	1 554	6 625	59	27	13	13	6	—	—	—	—	—
4511	Sporting goods, hobby, musical instrument stores .....	347	1 102	4 773	40	20	7	9	4	—	—	—	—	—
45111	Sporting goods stores .....	117	406	1 854	14	6	3	4	1	—	—	—	—	—
451110	Sporting goods stores .....	117	406	1 854	14	6	3	4	1	—	—	—	—	—
45112	Hobby, toy & game stores .....	145	456	1 897	13	7	2	1	3	—	—	—	—	—
451120	Hobby, toy & game stores .....	145	456	1 897	13	7	2	1	3	—	—	—	—	—
4512	Book, periodical & music stores .....	183	452	1 852	19	7	6	4	2	—	—	—	—	—
45121	Book stores & news dealers .....	104	265	1 123	12	5	4	2	1	—	—	—	—	—
451211	Book stores .....	104	265	1 123	12	5	4	2	1	—	—	—	—	—
452	General merchandise stores .....	1 972	7 090	32 530	15	1	3	—	1	1	5	4	—	—
4521	Department stores .....	1 196	3 949	17 533	7	—	—	—	—	1	4	2	—	—
45211	Department stores .....	1 196	3 949	17 533	7	—	—	—	—	1	4	2	—	—
452110	Department stores .....	1 196	3 949	17 533	7	—	—	—	—	1	4	2	—	—
4529	Other general merchandise stores .....	776	3 141	14 997	8	1	3	—	1	—	1	2	—	—
45291	Warehouse clubs & superstores .....	(F)	(D)	(D)	3	—	—	—	—	—	1	2	—	—
453	Miscellaneous store retailers .....	489	1 615	7 142	73	35	22	10	6	—	—	—	—	—
4532	Office supplies, stationery & gift stores .....	165	502	2 138	25	12	8	3	2	—	—	—	—	—
4533	Used merchandise stores .....	104	249	1 094	9	4	—	2	3	—	—	—	—	—
45331	Used merchandise stores .....	104	249	1 094	9	4	—	2	3	—	—	—	—	—
453310	Used merchandise stores .....	104	249	1 094	9	4	—	2	3	—	—	—	—	—
4539	Other miscellaneous store retailers .....	154	682	3 149	28	16	8	3	1	—	—	—	—	—
454	Nonstore retailers .....	116	651	2 711	18	10	4	3	1	—	—	—	—	—
<b>48-49</b>	<b>Transportation &amp; warehousing</b> .....	<b>573</b>	<b>2 990</b>	<b>13 536</b>	<b>52</b>	<b>29</b>	<b>8</b>	<b>7</b>	<b>6</b>	<b>1</b>	<b>1</b>	—	—	—
484	Truck transportation .....	128	755	3 053	26	17	4	4	1	—	—	—	—	—
493	Warehousing & storage .....	224	1 299	6 394	4	1	—	—	2	—	1	—	—	—
4931	Warehousing & storage .....	224	1 299	6 394	4	1	—	—	2	—	1	—	—	—
49312	Refrigerated warehousing & storage .....	(C)	(D)	(D)	3	—	—	—	2	—	1	—	—	—
<b>51</b>	<b>Information</b> .....	<b>684</b>	<b>5 017</b>	<b>21 743</b>	<b>44</b>	<b>19</b>	<b>10</b>	<b>6</b>	<b>6</b>	<b>2</b>	<b>1</b>	—	—	—
511	Publishing industries .....	254	1 621	6 629	4	1	—	—	2	—	1	—	—	—
5111	Newspaper, periodical, book, database publishers .....	254	1 621	6 629	4	1	—	—	2	—	1	—	—	—
51111	Newspaper publishers .....	(E)	(D)	(D)	3	—	—	—	2	—	1	—	—	—
513	Broadcasting & telecommunications .....	329	3 152	14 121	31	15	9	2	3	2	—	—	—	—
5133	Telecommunications .....	199	2 210	9 718	21	11	5	2	2	1	—	—	—	—
51331	Wired telecommunications carriers .....	156	1 837	8 285	14	8	3	—	2	1	—	—	—	—
513310	Wired telecommunications carriers .....	156	1 837	8 285	14	8	3	—	2	1	—	—	—	—

Note: Employment-size classes are indicated as follows: A—0 to 19; B—20 to 99; C—100 to 249; E—250 to 499; F—500 to 999; G—1,000 to 2,499; H—2,500 to 4,999; I—5,000 to 9,999; J—10,000 to 24,999; K—25,000 to 49,999; L—50,000 to 99,999; M—100,000 or more.

**Table 6. Counties—Employees, Payroll, and Establishments by Industry: 1999—Con.**

[Excludes most government employees, railroad employees, and self-employed persons. Size class 1 to 4 includes establishments with payroll, but no employees, during mid-March pay period. (D) denotes figures withheld to avoid disclosing data for individual companies; the data are included in broader industry totals. Detailed industries with 100 or more employees are shown if industry was not a (D). For explanation of terms, abbreviations, and data reliability/comparability, see introductory text]

NAICS code	Industry	Number of employees for week including March 12	Payroll (\$1,000)		Total number of establishments	Number of establishments by employment-size class								
			First quarter	Annual		1 to 4	5 to 9	10 to 19	20 to 49	50 to 99	100 to 249	250 to 499	500 to 999	1,000 or more
<b>BENTON—Con.</b>														
<b>52</b>	<b>Finance &amp; insurance</b>	<b>1 251</b>	<b>10 497</b>	<b>39 834</b>	<b>177</b>	<b>111</b>	<b>32</b>	<b>21</b>	<b>9</b>	<b>3</b>	<b>1</b>			
522	Credit intermediation & related activities	798	6 153	22 858	73	26	24	16	4	2	1			
5221	Depository credit intermediation	660	4 925	17 782	43	8	14	14	4	2	1			
52211	Commercial banking	357	2 763	9 046	25	6	8	8	2		1			
522110	Commercial banking	357	2 763	9 046	25	6	8	8	2		1			
52212	Savings institutions	111	791	3 367	13	2	6	5						
522120	Savings institutions	111	791	3 367	13	2	6	5						
52213	Credit unions	192	1 371	5 369	5			1	2	2				
522130	Credit unions	192	1 371	5 369	5			1	2	2				
5222	Nondepository credit intermediation	106	1 046	4 225	22	13	7	2						
52229	Other nondepository credit intermediation	106	1 046	4 225	22	13	7	2						
523	Security, commodity contracts & like activity	(C)	(D)	(D)	19	13	1	2	3					
5231	Scrtcy & comdty contracts intermed & brokerage	(C)	(D)	(D)	13	8	1	2	2					
524	Insurance carriers & related activities	308	2 124	9 195	84	72	6	3	2	1				
5242	Agencies & other insurance related activities	226	1 443	6 602	66	58	5	1	1	1				
52421	Insurance agencies & brokerages	210	1 326	6 152	61	54	4	1	1	1				
524210	Insurance agencies & brokerages	210	1 326	6 152	61	54	4	1	1	1				
<b>53</b>	<b>Real estate &amp; rental &amp; leasing</b>	<b>939</b>	<b>4 797</b>	<b>19 912</b>	<b>146</b>	<b>99</b>	<b>33</b>	<b>7</b>	<b>4</b>	<b>1</b>	<b>2</b>			
531	Real estate	488	1 462	6 511	108	82	21	2	2		1			
5311	Lessors of real estate	317	678	2 710	63	48	13	1			1			
53111	Lessors of residential buildings & dwellings	112	291	1 241	34	25	8	1						
531110	Lessors of residential buildings & dwellings	112	291	1 241	34	25	8	1						
53112	Lessors of nonres bldg (exc miniwarehouses)	175	304	1 135	15	11	3				1			
531120	Lessors of nonres bldg (exc miniwarehouses)	175	304	1 135	15	11	3				1			
5312	Offices of real estate agents & brokers	116	512	2 482	24	18	3	1	2					
53121	Offices of real estate agents & brokers	116	512	2 482	24	18	3	1	2					
531210	Offices of real estate agents & brokers	116	512	2 482	24	18	3	1	2					
532	Rental & leasing services	451	3 335	13 401	38	17	12	5	2	1	1			
5322	Consumer goods rental	156	396	1 633	26	13	9	3	1					
53223	Video tape & disc rental	119	212	849	16	6	7	2	1					
532230	Video tape & disc rental	119	212	849	16	6	7	2	1					
5324	Commercial, industrial equip rental & leasing	(C)	(D)	(D)	3		1			1	1			
53249	Oth commercial, industrial equip rental, lease	(C)	(D)	(D)	2		1				1			
<b>54</b>	<b>Professional, scientific &amp; technical services</b>	<b>7 385</b>	<b>96 291</b>	<b>396 573</b>	<b>314</b>	<b>201</b>	<b>54</b>	<b>27</b>	<b>19</b>	<b>5</b>	<b>5</b>		<b>2</b>	<b>1</b>
541	Professional, scientific & technical services	7 385	96 291	396 573	314	201	54	27	19	5	5		2	1
5411	Legal services	290	2 027	8 973	54	37	10	2	5					
54111	Offices of lawyers	(C)	(D)	(D)	50	35	10	2	3					
5412	Accounting, tax prep, bookkeep, payroll services	(E)	(D)	(D)	41	27	10	1	2		1			
54121	Accounting, tax prep, bookkeep, payroll services	(E)	(D)	(D)	41	27	10	1	2		1			
5413	Architectural, engineering & related services	2 857	40 655	166 493	97	50	18	12	9	3	3		2	
54133	Engineering services	2 685	39 167	159 980	67	32	10	9	8	3	3		2	
541330	Engineering services	2 685	39 167	159 980	67	32	10	9	8	3	3		2	
5415	Computer systems design & related services	141	1 625	6 818	17	12	1	2	1	1				
54151	Computer systems design & related services	141	1 625	6 818	17	12	1	2	1	1				
541511	Custom computer programming services	105	1 144	4 978	10	7		1	1	1				
5416	Management, sci & tech consulting services	289	2 829	11 779	45	36	4	3	1		1			
54161	Management consulting services	253	2 376	9 405	28	21	3	2	1		1			
5417	Scientific R&D services	(H)	(D)	(D)	13	7	2	2		1				1
54171	R&D in physical, engineering & life sciences	(H)	(D)	(D)	11	5	2	2		1				1
5419	Oth professional, scientific, technical services	(C)	(D)	(D)	36	23	8	5						
<b>55</b>	<b>Management of companies &amp; enterprises</b>	<b>573</b>	<b>7 451</b>	<b>34 880</b>	<b>9</b>	<b>3</b>	<b>2</b>	<b>1</b>	<b>1</b>		<b>1</b>	<b>1</b>		
551	Management of companies & enterprises	573	7 451	34 880	9	3	2	1	1		1	1		
5511	Management of companies & enterprises	573	7 451	34 880	9	3	2	1	1		1	1		
55111	Management of companies & enterprises	573	7 451	34 880	9	3	2	1	1		1	1		
551114	Corp, subsidiary & regional managing offices	573	7 451	34 880	9	3	2	1	1		1	1		
<b>56</b>	<b>Admin, support, waste mgt, remediation services</b>	<b>7 832</b>	<b>80 276</b>	<b>353 362</b>	<b>176</b>	<b>93</b>	<b>32</b>	<b>21</b>	<b>10</b>	<b>6</b>	<b>9</b>		<b>4</b>	<b>1</b>
561	Administrative & support services	3 679	25 306	107 826	164	92	29	20	9	5	7		2	
5611	Office administrative services	(F)	(D)	(D)	7	4		1		1			1	
56111	Office administrative services	(F)	(D)	(D)	7	4		1		1			1	
5613	Employment services	1 489	8 840	40 934	18	6	1	2	3	1	4		1	
56132	Temporary help services	(F)	(D)	(D)	12	3	1	2	1	1	4			
56133	Employee leasing services	(F)	(D)	(D)	2	1							1	
5614	Business support services	133	635	2 676	21	12	3	5	1					
5616	Investigation & security services	199	1 757	2 608	9	3	3	2			1			
56162	Security systems services	(C)	(D)	(D)	4	2	1				1			
5617	Services to buildings & dwellings	832	2 828	14 375	84	56	13	8	4	1	2			
56172	Janitorial services	493	1 291	5 690	33	18	5	5	3	1	1			
561720	Janitorial services	493	1 291	5 690	33	18	5	5	3	1	1			
56173	Landscaping services	303	1 372	7 464	37	27	5	3	1		1			
561730	Landscaping services	303	1 372	7 464	37	27	5	3	1		1			
5619	Other support services	(C)	(D)	(D)	9	4	2	1		2				
56199	All other support services	(C)	(D)	(D)	7	2	2	1		2				

Note: Employment-size classes are indicated as follows: A—0 to 19; B—20 to 99; C—100 to 249; E—250 to 499; F—500 to 999; G—1,000 to 2,499; H—2,500 to 4,999; I—5,000 to 9,999; J—10,000 to 24,999; K—25,000 to 49,999; L—50,000 to 99,999; M—100,000 or more.

**Table 6. Counties—Employees, Payroll, and Establishments by Industry: 1999—Con.**

[Excludes most government employees, railroad employees, and self-employed persons. Size class 1 to 4 includes establishments with payroll, but no employees, during mid-March pay period. (D) denotes figures withheld to avoid disclosing data for individual companies; the data are included in broader industry totals. Detailed industries with 100 or more employees are shown if industry was not a (D). For explanation of terms, abbreviations, and data reliability/comparability, see introductory text]

NAICS code	Industry	Number of employees for week including March 12	Payroll (\$1,000)		Total number of establishments	Number of establishments by employment-size class									
			First quarter	Annual		1 to 4	5 to 9	10 to 19	20 to 49	50 to 99	100 to 249	250 to 499	500 to 999	1,000 or more	
<b>BENTON—Con.</b>															
<b>56</b>	<b>Admin, support, waste mgmt, remediation services—Con.</b>														
562	Waste management & remediation services .....	4 153	54 970	245 536	12	1	3	1	1	1	2	—	2	1	
5622	Waste treatment & disposal .....	(F)	(D)	(D)	6	—	1	1	1	—	2	—	1	—	
56221	Waste treatment & disposal .....	(F)	(D)	(D)	6	—	1	1	1	—	2	—	1	—	
5629	Remediation & oth waste management services .....	(H)	(D)	(D)	5	1	2	—	—	—	—	—	1	1	
56291	Remediation services .....	(H)	(D)	(D)	2	—	—	—	—	—	—	—	1	1	
<b>61</b>	<b>Educational services .....</b>	<b>323</b>	<b>1 405</b>	<b>4 771</b>	<b>26</b>	<b>15</b>	<b>3</b>	<b>3</b>	<b>3</b>	<b>2</b>	—	—	—	—	
611	Educational services .....	323	1 405	4 771	26	15	3	3	3	2	—	—	—	—	
6111	Elementary & secondary schools .....	186	556	2 222	6	3	—	1	—	2	—	—	—	—	
61111	Elementary & secondary schools .....	186	556	2 222	6	3	—	1	—	2	—	—	—	—	
611110	Elementary & secondary schools .....	186	556	2 222	6	3	—	1	—	2	—	—	—	—	
<b>62</b>	<b>Health care and social assistance .....</b>	<b>5 645</b>	<b>36 129</b>	<b>159 728</b>	<b>380</b>	<b>187</b>	<b>93</b>	<b>52</b>	<b>30</b>	<b>9</b>	<b>7</b>	—	<b>2</b>	—	
621	Ambulatory health care services .....	2 232	17 775	81 933	261	125	76	39	16	3	2	—	—	—	
6211	Offices of physicians .....	926	8 042	37 449	124	64	38	15	5	1	1	—	—	—	
62111	Offices of physicians .....	926	8 042	37 449	124	64	38	15	5	1	1	—	—	—	
621111	Offices of physicians (exc mental health) .....	898	7 975	37 061	120	62	37	14	5	1	1	—	—	—	
6212	Offices of dentists .....	489	4 167	19 105	52	9	21	18	4	—	—	—	—	—	
62121	Offices of dentists .....	489	4 167	19 105	52	9	21	18	4	—	—	—	—	—	
621210	Offices of dentists .....	489	4 167	19 105	52	9	21	18	4	—	—	—	—	—	
6213	Offices of other health practitioners .....	265	1 285	6 086	62	43	12	5	2	—	—	—	—	—	
62134	Offices of PT, OT, speech therapy & audiology .....	110	465	2 298	14	6	3	3	2	—	—	—	—	—	
621340	Offices of PT, OT, speech therapy & audiology .....	110	465	2 298	14	6	3	3	2	—	—	—	—	—	
6214	Outpatient care centers .....	376	3 121	14 263	8	2	1	—	3	1	1	—	—	—	
62149	Other outpatient care centers .....	(E)	(D)	(D)	7	2	1	—	2	1	1	—	—	—	
622	Hospitals .....	(G)	(D)	(D)	4	—	—	—	—	—	2	—	2	—	
6221	General medical & surgical hospitals .....	1 540	11 349	48 192	3	—	—	—	—	—	1	—	2	—	
62211	General medical & surgical hospitals .....	1 540	11 349	48 192	3	—	—	—	—	—	1	—	2	—	
622110	General medical & surgical hospitals .....	1 540	11 349	48 192	3	—	—	—	—	—	1	—	2	—	
6222	Psychiatric & substance abuse hospitals .....	(C)	(D)	(D)	1	—	—	—	—	—	1	—	—	—	
62221	Psychiatric & substance abuse hospitals .....	(C)	(D)	(D)	1	—	—	—	—	—	1	—	—	—	
623	Nursing & residential care facilities .....	(F)	(D)	(D)	33	16	4	5	1	5	2	—	—	—	
6231	Nursing care facilities .....	478	1 968	7 705	6	—	—	1	1	2	2	—	—	—	
62311	Nursing care facilities .....	478	1 968	7 705	6	—	—	1	1	2	2	—	—	—	
623110	Nursing care facilities .....	478	1 968	7 705	6	—	—	1	1	2	2	—	—	—	
6232	Residential mental retardation, health facil .....	(C)	(D)	(D)	5	2	—	2	—	1	—	—	—	—	
6233	Community care facilities for the elderly .....	208	581	2 501	21	13	4	2	—	2	—	—	—	—	
62331	Community care facilities for the elderly .....	208	581	2 501	21	13	4	2	—	2	—	—	—	—	
624	Social assistance .....	922	2 918	12 722	82	46	13	8	13	1	1	—	—	—	
6241	Individual & family services .....	388	1 527	7 042	30	13	5	4	7	1	—	—	—	—	
62411	Child & youth services .....	168	731	3 514	6	1	—	—	5	—	—	—	—	—	
624110	Child & youth services .....	168	731	3 514	6	1	—	—	5	—	—	—	—	—	
62419	Other individual & family services .....	164	596	2 624	17	9	4	2	1	1	—	—	—	—	
624190	Other individual & family services .....	164	596	2 624	17	9	4	2	1	1	—	—	—	—	
6243	Vocational rehabilitation services .....	(C)	(D)	(D)	3	1	1	—	—	—	1	—	—	—	
62431	Vocational rehabilitation services .....	(C)	(D)	(D)	3	1	1	—	—	—	1	—	—	—	
6244	Child day care services .....	285	669	2 568	44	30	5	4	5	—	—	—	—	—	
62441	Child day care services .....	285	669	2 568	44	30	5	4	5	—	—	—	—	—	
624410	Child day care services .....	285	669	2 568	44	30	5	4	5	—	—	—	—	—	
<b>71</b>	<b>Arts, entertainment &amp; recreation .....</b>	<b>722</b>	<b>1 874</b>	<b>9 759</b>	<b>55</b>	<b>30</b>	<b>7</b>	<b>7</b>	<b>7</b>	<b>2</b>	<b>2</b>	—	—	—	
713	Amusement, gambling & recreation industries .....	680	1 685	8 927	44	23	4	6	7	2	2	—	—	—	
7139	Other amusement & recreation industries .....	659	1 621	7 437	41	22	4	4	7	2	2	—	—	—	
71391	Golf courses & country clubs .....	143	443	2 533	7	2	1	—	3	1	—	—	—	—	
713910	Golf courses & country clubs .....	143	443	2 533	7	2	1	—	3	1	—	—	—	—	
71394	Fitness & recreational sports centers .....	361	713	3 059	24	16	2	—	4	—	2	—	—	—	
713940	Fitness & recreational sports centers .....	361	713	3 059	24	16	2	—	4	—	2	—	—	—	
71395	Bowling centers .....	(C)	(D)	(D)	2	—	—	1	—	1	—	—	—	—	
<b>72</b>	<b>Accommodation &amp; food services .....</b>	<b>4 652</b>	<b>11 120</b>	<b>47 258</b>	<b>277</b>	<b>67</b>	<b>66</b>	<b>61</b>	<b>65</b>	<b>17</b>	<b>1</b>	—	—	—	
721	Accommodation .....	559	1 638	7 451	30	6	6	11	4	3	—	—	—	—	
7211	Traveler accommodation .....	(F)	(D)	(D)	28	5	5	11	4	3	—	—	—	—	
72111	Hotels (exc casino hotels) & motels .....	(F)	(D)	(D)	28	5	5	11	4	3	—	—	—	—	
722	Food services & drinking places .....	4 093	9 482	39 807	247	61	60	50	61	14	1	—	—	—	
7221	Full-service restaurants .....	1 716	4 376	18 689	102	26	26	17	27	5	1	—	—	—	
72211	Full-service restaurants .....	1 716	4 376	18 689	102	26	26	17	27	5	1	—	—	—	
722110	Full-service restaurants .....	1 716	4 376	18 689	102	26	26	17	27	5	1	—	—	—	
7222	Limited-service eating places .....	2 118	4 281	18 674	109	17	23	28	33	8	—	—	—	—	
72221	Limited-service eating places .....	2 118	4 281	18 674	109	17	23	28	33	8	—	—	—	—	
722211	Limited-service restaurants .....	1 895	3 787	16 623	87	12	16	21	30	8	—	—	—	—	
7224	Drinking places (alcoholic beverages) .....	234	749	2 075	29	13	9	5	1	1	—	—	—	—	
72241	Drinking places (alcoholic beverages) .....	234	749	2 075	29	13	9	5	1	1	—	—	—	—	
722410	Drinking places (alcoholic beverages) .....	234	749	2 075	29	13	9	5	1	1	—	—	—	—	

Note: Employment-size classes are indicated as follows: A—0 to 19; B—20 to 99; C—100 to 249; E—250 to 499; F—500 to 999; G—1,000 to 2,499; H—2,500 to 4,999; I—5,000 to 9,999; J—10,000 to 24,999; K—25,000 to 49,999; L—50,000 to 99,999; M—100,000 or more.

**Table 6. Counties—Employees, Payroll, and Establishments by Industry: 1999—Con.**

[Excludes most government employees, railroad employees, and self-employed persons. Size class 1 to 4 includes establishments with payroll, but no employees, during mid-March pay period. (D) denotes figures withheld to avoid disclosing data for individual companies; the data are included in broader industry totals. Detailed industries with 100 or more employees are shown if industry was not a (D). For explanation of terms, abbreviations, and data reliability/comparability, see introductory text]

NAICS code	Industry	Number of employees for week including March 12	Payroll (\$1,000)		Total number of establishments	Number of establishments by employment-size class									
			First quarter	Annual		1 to 4	5 to 9	10 to 19	20 to 49	50 to 99	100 to 249	250 to 499	500 to 999	1,000 or more	
<b>BENTON—Con.</b>															
<b>81</b>	<b>Other services (except public administration)</b>	<b>2 201</b>	<b>9 086</b>	<b>38 738</b>	<b>320</b>	<b>179</b>	<b>72</b>	<b>47</b>	<b>17</b>	<b>5</b>	—	—	—	—	
811	Repair & maintenance	723	3 830	15 838	108	61	26	15	4	2	—	—	—	—	
8111	Automotive repair & maintenance	550	2 301	10 159	80	39	23	14	3	1	—	—	—	—	
81111	Automotive mechanical & electrical R&M	167	849	3 815	31	14	12	5	—	—	—	—	—	—	
811111	General automotive repair	145	730	3 205	27	13	9	5	—	—	—	—	—	—	
81112	Automotive body, paint, interior & glass repair	204	1 039	4 418	27	10	8	8	1	—	—	—	—	—	
811121	Automotive body, paint & interior R&M	156	779	3 410	22	8	8	5	1	—	—	—	—	—	
81119	Other automotive R&M	179	413	1 926	22	15	3	1	2	1	—	—	—	—	
811192	Car washes	150	320	1 523	12	8	—	1	2	1	—	—	—	—	
8113	Commercial equipment (exc auto & elec) R&M	110	1 167	4 216	9	7	—	—	1	1	—	—	—	—	
81131	Commercial equipment (exc auto & elec) R&M	110	1 167	4 216	9	7	—	—	1	1	—	—	—	—	
811310	Commercial equipment (exc auto & elec) R&M	110	1 167	4 216	9	7	—	—	1	1	—	—	—	—	
812	Personal & laundry services	500	1 822	7 635	84	50	17	13	3	1	—	—	—	—	
8121	Personal care services	206	524	2 030	45	31	5	8	1	—	—	—	—	—	
81211	Hair, nail & skin care services	195	486	1 893	39	26	4	8	1	—	—	—	—	—	
812112	Beauty salons	183	444	1 696	34	22	3	8	1	—	—	—	—	—	
8123	Drycleaning & laundry services	224	916	3 811	20	6	8	3	2	1	—	—	—	—	
81232	Drycleaning & laundry services (exc coin-op)	123	289	1 187	14	3	7	3	1	—	—	—	—	—	
812320	Drycleaning & laundry services (exc coin-op)	123	289	1 187	14	3	7	3	1	—	—	—	—	—	
813	Religious, grantmaking, civic, prof & like organizations	978	3 434	15 265	128	68	29	19	10	2	—	—	—	—	
8131	Religious organizations	677	2 118	8 869	73	30	21	12	8	2	—	—	—	—	
81311	Religious organizations	677	2 118	8 869	73	30	21	12	8	2	—	—	—	—	
813110	Religious organizations	677	2 118	8 869	73	30	21	12	8	2	—	—	—	—	
8134	Civic & social organizations	107	350	1 398	17	8	5	4	—	—	—	—	—	—	
81341	Civic & social organizations	107	350	1 398	17	8	5	4	—	—	—	—	—	—	
813410	Civic & social organizations	107	350	1 398	17	8	5	4	—	—	—	—	—	—	
8139	Business, labor, political, like organizations	(C)	(D)	(D)	32	26	3	2	1	—	—	—	—	—	
81393	Labor unions & similar labor organizations	100	330	1 380	12	7	2	2	1	—	—	—	—	—	
813930	Labor unions & similar labor organizations	100	330	1 380	12	7	2	2	1	—	—	—	—	—	
<b>95</b>	<b>Auxiliaries (exc corporate, subsidiary &amp; regional mgt)</b>	<b>86</b>	<b>885</b>	<b>2 899</b>	<b>5</b>	<b>1</b>	<b>1</b>	<b>1</b>	<b>2</b>	—	—	—	—	—	
<b>99</b>	<b>Unclassified establishments</b>	<b>(B)</b>	<b>(D)</b>	<b>(D)</b>	<b>84</b>	<b>84</b>	—	—	—	—	—	—	—	—	
<b>CHELAN</b>															
	<b>Total</b>	<b>24 210</b>	<b>135 501</b>	<b>614 670</b>	<b>2 271</b>	<b>1 339</b>	<b>426</b>	<b>302</b>	<b>125</b>	<b>43</b>	<b>28</b>	<b>4</b>	<b>4</b>	—	
<b>11</b>	<b>Forestry, fishing, hunting, and agriculture support</b>	<b>2 316</b>	<b>9 601</b>	<b>44 807</b>	<b>37</b>	<b>14</b>	<b>5</b>	<b>8</b>	<b>2</b>	<b>3</b>	<b>2</b>	<b>2</b>	<b>1</b>	—	
113	Forestry and logging	106	525	2 766	16	9	2	4	1	—	—	—	—	—	
1133	Logging	106	525	2 766	16	9	2	4	1	—	—	—	—	—	
11331	Logging	106	525	2 766	16	9	2	4	1	—	—	—	—	—	
113310	Logging	106	525	2 766	16	9	2	4	1	—	—	—	—	—	
115	Agriculture & forestry support activities	2 210	9 076	42 041	21	5	3	4	1	3	2	2	1	—	
1151	Crop production support activities	(G)	(D)	(D)	20	5	3	4	1	2	2	2	1	—	
11511	Crop production support activities	(G)	(D)	(D)	20	5	3	4	1	2	2	2	1	—	
115114	Postharvest crop activities (exc ginning)	2 115	8 781	40 538	14	3	1	2	1	2	2	2	1	—	
<b>22</b>	<b>Utilities</b>	<b>(B)</b>	<b>(D)</b>	<b>(D)</b>	<b>6</b>	<b>5</b>	—	—	<b>1</b>	—	—	—	—	—	
<b>23</b>	<b>Construction</b>	<b>1 685</b>	<b>12 484</b>	<b>70 976</b>	<b>329</b>	<b>242</b>	<b>49</b>	<b>25</b>	<b>10</b>	<b>2</b>	—	<b>1</b>	—	—	
233	Building, developing & general contracting	517	3 294	16 362	138	111	16	5	5	1	—	—	—	—	
2332	Residential building construction	(E)	(D)	(D)	109	89	15	4	1	—	—	—	—	—	
23321	Single-family housing construction	277	1 339	6 343	108	88	15	4	1	—	—	—	—	—	
233210	Single-family housing construction	277	1 339	6 343	108	88	15	4	1	—	—	—	—	—	
2333	Nonresidential building construction	(C)	(D)	(D)	24	17	1	1	4	1	—	—	—	—	
23332	Commercial & institutional bldg construction	179	1 452	6 587	20	14	1	1	3	1	—	—	—	—	
233320	Commercial & institutional bldg construction	179	1 452	6 587	20	14	1	1	3	1	—	—	—	—	
234	Heavy construction	470	5 299	32 955	20	13	1	1	3	1	—	1	—	—	
2349	Other heavy construction	(E)	(D)	(D)	16	11	1	—	2	1	—	1	—	—	
23491	Water, sewer & pipeline construction	(E)	(D)	(D)	6	3	1	—	1	—	—	1	—	—	
235	Special trade contractors	698	3 891	21 659	171	118	32	19	2	—	—	—	—	—	
2351	Plumbing, heating & AC contractor	159	1 056	4 990	33	20	7	6	—	—	—	—	—	—	
23511	Plumbing, heating & AC contractor	159	1 056	4 990	33	20	7	6	—	—	—	—	—	—	
235110	Plumbing, heating & AC contractor	159	1 056	4 990	33	20	7	6	—	—	—	—	—	—	
2353	Electrical contractors	148	1 035	5 910	22	12	6	3	1	—	—	—	—	—	
23531	Electrical contractors	148	1 035	5 910	22	12	6	3	1	—	—	—	—	—	
235310	Electrical contractors	148	1 035	5 910	22	12	6	3	1	—	—	—	—	—	
2359	Other special trade contractors	125	765	5 078	31	25	2	3	1	—	—	—	—	—	

Note: Employment-size classes are indicated as follows: A—0 to 19; B—20 to 99; C—100 to 249; E—250 to 499; F—500 to 999; G—1,000 to 2,499; H—2,500 to 4,999; I—5,000 to 9,999; J—10,000 to 24,999; K—25,000 to 49,999; L—50,000 to 99,999; M—100,000 or more.

**Table 6. Counties—Employees, Payroll, and Establishments by Industry: 1999—Con.**

[Excludes most government employees, railroad employees, and self-employed persons. Size class 1 to 4 includes establishments with payroll, but no employees, during mid-March pay period. (D) denotes figures withheld to avoid disclosing data for individual companies; the data are included in broader industry totals. Detailed industries with 100 or more employees are shown if industry was not a (D). For explanation of terms, abbreviations, and data reliability/comparability, see introductory text]

NAICS code	Industry	Number of employees for week including March 12	Payroll (\$1,000)		Total number of establishments	Number of establishments by employment-size class									
			First quarter	Annual		1 to 4	5 to 9	10 to 19	20 to 49	50 to 99	100 to 249	250 to 499	500 to 999	1,000 or more	
<b>CHELAN—Con.</b>															
<b>31-33</b>	<b>Manufacturing</b>	<b>2 517</b>	<b>17 766</b>	<b>77 924</b>	<b>89</b>	<b>35</b>	<b>23</b>	<b>13</b>	<b>3</b>	<b>8</b>	<b>6</b>		<b>1</b>		
311	Food mfg	514	2 281	11 421	16	6	5		1	3	1				
3113	Sugar & confectionery product mfg	(C)	(D)	(D)	3	1	1			1					
31134	Nonchocolate confectionery mfg	(C)	(D)	(D)	3	1	1			1					
3114	Fruit & veg preserving & specialty food mfg	378	1 577	7 732	6	2		1	2	1					
31142	Fruit & veg canning, pickling & drying	(E)	(D)	(D)	5	2			1	1					
321	Wood product mfg	148	1 045	5 047	6	3		2			1				
3211	Sawmills & wood preservation	(C)	(D)	(D)	1						1				
32111	Sawmills & wood preservation	(C)	(D)	(D)	1						1				
326	Plastics & rubber products mfg	212	1 397	5 550	4	1		1		1	1				
3261	Plastics product mfg	212	1 397	5 550	4	1		1		1	1				
32614	Polystyrene foam product mfg	(C)	(D)	(D)	1						1				
331	Primary metal mfg	783	7 858	33 605	3					1	1		1		
3313	Alumina & aluminum production & processing	(F)	(D)	(D)	2						1		1		
33131	Alumina & aluminum production & processing	(F)	(D)	(D)	2						1		1		
3315	Foundries	(C)	(D)	(D)	1						1				
33152	Nonferrous metal foundries	(C)	(D)	(D)	1						1				
332	Fabricated metal product mfg	101	580	2 823	14	5	5	4							
335	Electrical equip, appliance & component mfg	(C)	(D)	(D)	2	1					1				
3353	Electrical equipment mfg	(C)	(D)	(D)	2	1					1				
33531	Electrical equipment mfg	(C)	(D)	(D)	2	1					1				
336	Transportation equipment mfg	(C)	(D)	(D)	2	1					1				
3364	Aerospace product & parts mfg	(C)	(D)	(D)	1						1				
33641	Aerospace product & parts mfg	(C)	(D)	(D)	1						1				
<b>42</b>	<b>Wholesale trade</b>	<b>1 642</b>	<b>11 995</b>	<b>53 804</b>	<b>118</b>	<b>58</b>	<b>21</b>	<b>23</b>	<b>11</b>	<b>2</b>	<b>2</b>	<b>1</b>			
421	Wholesale trade, durable goods	353	2 406	9 843	47	19	14	12	2						
4218	Machinery, equipment & supplies whsle	167	1 371	5 541	17	3	7	6	1						
422	Wholesale trade, nondurable goods	1 289	9 589	43 961	71	39	7	11	9	2	2	1			
4224	Grocery & related product whsle	1 087	7 745	36 106	39	18	2	8	6	2	2	1			
42248	Fresh fruit & vegetable whsle	948	6 859	31 925	21	6	1	5	4	2	2	1			
422480	Fresh fruit & vegetable whsle	948	6 859	31 925	21	6	1	5	4	2	2	1			
<b>44-45</b>	<b>Retail trade</b>	<b>3 976</b>	<b>18 109</b>	<b>77 518</b>	<b>378</b>	<b>178</b>	<b>102</b>	<b>52</b>	<b>31</b>	<b>9</b>	<b>6</b>				
441	Motor vehicle & parts dealers	564	4 061	17 365	37	13	7	7	8	1	1				
4411	Automobile dealers	(E)	(D)	(D)	13	4		1	6	1	1				
44111	New car dealers	339	2 641	11 018	8			1	5	1	1				
441110	New car dealers	339	2 641	11 018	8			1	5	1	1				
4413	Automotive parts, accessories & tire stores	140	887	3 688	20	9	6	3	2						
442	Furniture & home furnishing stores	126	798	3 212	20	11	4	3	2						
444	Bldg material & garden equip & supp dealers	549	3 103	13 123	56	26	18	7	3	1	1				
4441	Building material & supplies dealers	511	2 681	11 736	48	21	16	6	3	1	1				
44411	Home centers	(C)	(D)	(D)	1						1				
44419	Other building material dealers	296	1 813	7 562	36	15	13	5	2	1					
444190	Other building material dealers	296	1 813	7 562	36	15	13	5	2	1					
445	Food & beverage stores	592	2 424	10 339	32	10	12	1	5	2	2				
4451	Grocery stores	567	2 350	10 002	25	5	10	1	5	2	2				
44511	Grocery (except convenience) stores	532	2 286	9 727	18	3	5	1	5	2	2				
445110	Grocery (except convenience) stores	532	2 286	9 727	18	3	5	1	5	2	2				
446	Health & personal care stores	194	853	3 425	18	6	3	7	2						
4461	Health & personal care stores	194	853	3 425	18	6	3	7	2						
44611	Pharmacies & drug stores	123	675	2 692	10	2	1	6	1						
446110	Pharmacies & drug stores	123	675	2 692	10	2	1	6	1						
447	Gasoline stations	264	721	3 136	34	14	11	6	3						
4471	Gasoline stations	264	721	3 136	34	14	11	6	3						
44711	Gasoline stations with convenience stores	209	601	2 566	25	7	11	5	2						
447110	Gasoline stations with convenience stores	209	601	2 566	25	7	11	5	2						
448	Clothing & clothing accessories stores	212	715	3 178	44	27	14	2	1						
4481	Clothing stores	152	487	2 128	25	14	8	2	1						
451	Sporting goods, hobby, book & music stores	229	768	3 401	27	14	5	6	1	1					
4511	Sporting goods, hobby, musical instrument stores	156	596	2 658	22	12	4	5	1						
452	General merchandise stores	657	2 360	9 972	11	5				4	2				
4521	Department stores	574	2 014	8 717	5					3	2				
45211	Department stores	574	2 014	8 717	5					3	2				
452110	Department stores	574	2 014	8 717	5					3	2				
453	Miscellaneous store retailers	420	1 362	6 196	70	39	18	8	5						
4532	Office supplies, stationery & gift stores	203	570	2 714	36	24	8		4						
45322	Gift, novelty & souvenir stores	152	307	1 589	31	21	8		2						
453220	Gift, novelty & souvenir stores	152	307	1 589	31	21	8		2						
4539	Other miscellaneous store retailers	142	622	2 678	22	10	5	7							
454	Nonstore retailers	119	686	3 025	16	7	4	4	1						

Note: Employment-size classes are indicated as follows: A—0 to 19; B—20 to 99; C—100 to 249; E—250 to 499; F—500 to 999; G—1,000 to 2,499; H—2,500 to 4,999; I—5,000 to 9,999; J—10,000 to 24,999; K—25,000 to 49,999; L—50,000 to 99,999; M—100,000 or more.

**Table 6. Counties—Employees, Payroll, and Establishments by Industry: 1999—Con.**

[Excludes most government employees, railroad employees, and self-employed persons. Size class 1 to 4 includes establishments with payroll, but no employees, during mid-March pay period. (D) denotes figures withheld to avoid disclosing data for individual companies; the data are included in broader industry totals. Detailed industries with 100 or more employees are shown if industry was not a (D). For explanation of terms, abbreviations, and data reliability/comparability, see introductory text]

NAICS code	Industry	Number of employees for week including March 12	Payroll (\$1,000)		Total number of establishments	Number of establishments by employment-size class									
			First quarter	Annual		1 to 4	5 to 9	10 to 19	20 to 49	50 to 99	100 to 249	250 to 499	500 to 999	1,000 or more	
<b>CHELAN—Con.</b>															
<b>48-49</b>	<b>Transportation &amp; warehousing</b>	<b>392</b>	<b>2 707</b>	<b>11 713</b>	<b>58</b>	<b>36</b>	<b>6</b>	<b>14</b>	<b>1</b>	<b>1</b>	—	—	—	—	
484	Truck transportation	232	1 611	6 666	34	22	4	6	1	1	—	—	—	—	
4841	General freight trucking	155	1 221	4 896	17	10	2	3	1	1	—	—	—	—	
48412	General freight trucking, long-distance	125	1 010	3 942	8	3	1	2	1	1	—	—	—	—	
484121	General freight trucking, long-distance, TL	104	858	3 274	4	1	—	1	1	1	—	—	—	—	
<b>51</b>	<b>Information</b>	<b>511</b>	<b>3 522</b>	<b>15 742</b>	<b>33</b>	<b>16</b>	<b>4</b>	<b>7</b>	<b>3</b>	<b>2</b>	<b>1</b>	—	—	—	
511	Publishing industries	215	1 447	6 241	10	4	2	3	—	—	1	—	—	—	
5111	Newspaper, periodical, book, database publishers	(C)	(D)	(D)	9	3	2	3	—	—	1	—	—	—	
51111	Newspaper publishers	196	1 274	5 401	7	3	1	2	—	—	1	—	—	—	
511110	Newspaper publishers	196	1 274	5 401	7	3	1	2	—	—	1	—	—	—	
513	Broadcasting & telecommunications	213	1 893	8 580	17	8	2	3	3	1	—	—	—	—	
<b>52</b>	<b>Finance &amp; insurance</b>	<b>786</b>	<b>6 970</b>	<b>28 195</b>	<b>117</b>	<b>63</b>	<b>27</b>	<b>21</b>	<b>5</b>	<b>1</b>	—	—	—	—	
522	Credit intermediation & related activities	509	4 257	16 764	51	15	18	13	4	1	—	—	—	—	
5221	Depository credit intermediation	431	3 669	14 263	35	6	13	11	4	1	—	—	—	—	
52211	Commercial banking	284	2 730	10 068	20	4	6	6	3	1	—	—	—	—	
522110	Commercial banking	284	2 730	10 068	20	4	6	6	3	1	—	—	—	—	
52212	Savings institutions	114	750	3 453	11	1	5	4	1	—	—	—	—	—	
522120	Savings institutions	114	750	3 453	11	1	5	4	1	—	—	—	—	—	
524	Insurance carriers & related activities	212	1 615	6 478	46	32	7	6	1	—	—	—	—	—	
5242	Agencies & other insurance related activities	(C)	(D)	(D)	36	24	7	4	1	—	—	—	—	—	
52421	Insurance agencies & brokerages	165	1 205	4 959	34	22	7	4	1	—	—	—	—	—	
524210	Insurance agencies & brokerages	165	1 205	4 959	34	22	7	4	1	—	—	—	—	—	
<b>53</b>	<b>Real estate &amp; rental &amp; leasing</b>	<b>617</b>	<b>2 562</b>	<b>11 395</b>	<b>131</b>	<b>95</b>	<b>17</b>	<b>15</b>	<b>3</b>	<b>1</b>	—	—	—	—	
531	Real estate	458	1 853	7 805	103	83	8	8	3	1	—	—	—	—	
5311	Lessors of real estate	206	687	2 650	53	46	3	1	3	—	—	—	—	—	
53111	Lessors of residential buildings & dwellings	130	403	1 568	34	30	2	—	2	—	—	—	—	—	
531110	Lessors of residential buildings & dwellings	130	403	1 568	34	30	2	—	2	—	—	—	—	—	
5313	Activities related to real estate	164	859	3 810	17	9	1	6	—	1	—	—	—	—	
53131	Real estate property managers	135	688	3 157	11	5	1	4	—	1	—	—	—	—	
532	Rental & leasing services	159	709	3 590	28	12	9	7	—	—	—	—	—	—	
<b>54</b>	<b>Professional, scientific &amp; technical services</b>	<b>663</b>	<b>4 513</b>	<b>21 113</b>	<b>135</b>	<b>94</b>	<b>19</b>	<b>17</b>	<b>5</b>	—	—	—	—	—	
541	Professional, scientific & technical services	663	4 513	21 113	135	94	19	17	5	—	—	—	—	—	
5411	Legal services	251	2 315	10 418	40	27	5	5	3	—	—	—	—	—	
54111	Offices of lawyers	(E)	(D)	(D)	39	26	5	5	3	—	—	—	—	—	
5412	Accounting, tax prep, bookkeep, payroll services	147	789	3 352	26	19	2	3	2	—	—	—	—	—	
54121	Accounting, tax prep, bookkeep, payroll services	147	789	3 352	26	19	2	3	2	—	—	—	—	—	
<b>55</b>	<b>Management of companies &amp; enterprises</b>	<b>27</b>	<b>374</b>	<b>2 304</b>	<b>4</b>	<b>2</b>	—	<b>2</b>	—	—	—	—	—	—	
<b>56</b>	<b>Admin, support, waste mgt, remediation services</b>	<b>(F)</b>	<b>(D)</b>	<b>(D)</b>	<b>85</b>	<b>61</b>	<b>12</b>	<b>6</b>	<b>3</b>	<b>3</b>	—	—	—	—	
561	Administrative & support services	(F)	(D)	(D)	84	61	11	6	3	3	—	—	—	—	
5611	Office administrative services	108	873	3 714	6	4	—	—	1	1	—	—	—	—	
56111	Office administrative services	108	873	3 714	6	4	—	—	1	1	—	—	—	—	
561110	Office administrative services	108	873	3 714	6	4	—	—	1	1	—	—	—	—	
5613	Employment services	108	215	1 016	5	2	1	—	1	1	—	—	—	—	
5617	Services to buildings & dwellings	125	276	1 657	44	38	3	3	—	—	—	—	—	—	
<b>61</b>	<b>Educational services</b>	<b>126</b>	<b>443</b>	<b>1 587</b>	<b>13</b>	<b>11</b>	—	<b>1</b>	—	<b>1</b>	—	—	—	—	
611	Educational services	126	443	1 587	13	11	—	1	—	1	—	—	—	—	
<b>62</b>	<b>Health care and social assistance</b>	<b>4 004</b>	<b>29 966</b>	<b>131 021</b>	<b>182</b>	<b>90</b>	<b>49</b>	<b>21</b>	<b>7</b>	<b>7</b>	<b>6</b>	—	<b>2</b>	—	
621	Ambulatory health care services	1 687	16 097	71 630	108	54	34	15	1	2	1	—	1	—	
6211	Offices of physicians	1 033	11 408	52 344	21	12	2	4	1	1	—	—	1	—	
62111	Offices of physicians	1 033	11 408	52 344	21	12	2	4	1	1	—	—	1	—	
6212	Offices of dentists	305	2 573	10 105	45	11	27	7	—	—	—	—	—	—	
62121	Offices of dentists	305	2 573	10 105	45	11	27	7	—	—	—	—	—	—	
621210	Offices of dentists	305	2 573	10 105	45	11	27	7	—	—	—	—	—	—	
6214	Outpatient care centers	227	1 439	6 115	8	4	1	1	—	1	1	—	—	—	
62142	Outpatient mental health, substance abuse ctrs	(C)	(D)	(D)	2	1	—	—	—	—	1	—	—	—	
62149	Other outpatient care centers	(C)	(D)	(D)	5	3	1	—	—	1	—	—	—	—	
622	Hospitals	1 202	9 610	41 741	3	—	—	—	—	—	2	—	1	—	
6221	General medical & surgical hospitals	(G)	(D)	(D)	2	—	—	—	—	—	1	—	1	—	
62211	General medical & surgical hospitals	(G)	(D)	(D)	2	—	—	—	—	—	1	—	1	—	
6223	Other specialty hospitals	(C)	(D)	(D)	1	—	—	—	—	—	1	—	—	—	
62231	Other specialty hospitals	(C)	(D)	(D)	1	—	—	—	—	—	1	—	—	—	
623	Nursing & residential care facilities	638	2 829	11 448	17	3	3	4	2	2	3	—	—	—	
6231	Nursing care facilities	455	2 178	8 745	4	—	—	—	—	1	3	—	—	—	
62311	Nursing care facilities	455	2 178	8 745	4	—	—	—	—	1	3	—	—	—	
623110	Nursing care facilities	455	2 178	8 745	4	—	—	—	—	1	3	—	—	—	
6233	Community care facilities for the elderly	101	299	1 211	7	2	2	1	1	1	—	—	—	—	
62331	Community care facilities for the elderly	101	299	1 211	7	2	2	1	1	1	—	—	—	—	

Note: Employment-size classes are indicated as follows: A—0 to 19; B—20 to 99; C—100 to 249; E—250 to 499; F—500 to 999; G—1,000 to 2,499; H—2,500 to 4,999; I—5,000 to 9,999; J—10,000 to 24,999; K—25,000 to 49,999; L—50,000 to 99,999; M—100,000 or more.

**Table 6. Counties—Employees, Payroll, and Establishments by Industry: 1999—Con.**

[Excludes most government employees, railroad employees, and self-employed persons. Size class 1 to 4 includes establishments with payroll, but no employees, during mid-March pay period. (D) denotes figures withheld to avoid disclosing data for individual companies; the data are included in broader industry totals. Detailed industries with 100 or more employees are shown if industry was not a (D). For explanation of terms, abbreviations, and data reliability/comparability, see introductory text]

NAICS code	Industry	Number of employees for week including March 12	Payroll (\$1,000)		Total number of establishments	Number of establishments by employment-size class								
			First quarter	Annual		1 to 4	5 to 9	10 to 19	20 to 49	50 to 99	100 to 249	250 to 499	500 to 999	1,000 or more
<b>CHELAN—Con.</b>														
<b>62 Health care and social assistance—Con.</b>														
624	Social assistance .....	477	1 430	6 202	54	33	12	2	4	3	—	—	—	—
6241	Individual & family services .....	296	839	3 548	20	11	3	—	4	2	—	—	—	—
62411	Child & youth services .....	102	176	733	4	3	—	—	—	1	—	—	—	—
624110	Child & youth services .....	102	176	733	4	3	—	—	—	1	—	—	—	—
62412	Services for elderly & disabled persons .....	103	236	962	9	6	1	—	1	1	—	—	—	—
624120	Services for elderly & disabled persons .....	103	236	962	9	6	1	—	1	1	—	—	—	—
<b>71 Arts, entertainment &amp; recreation .....</b>														
71	<b>458 1 052 4 110 48 32 10 2 3 — 1 — — —</b>													
713	Amusement, gambling & recreation industries .....	430	991	3 731	38	25	7	2	3	—	1	—	—	—
7139	Other amusement & recreation industries .....	409	944	3 363	33	21	6	2	3	—	1	—	—	—
71392	Skiing facilities .....	(C)	(D)	(D)	2	—	—	—	1	—	1	—	—	—
<b>72 Accommodation &amp; food services .....</b>														
72	<b>2 754 6 601 32 571 228 93 49 49 30 3 4 — — —</b>													
721	Accommodation .....	892	2 414	12 684	62	30	16	7	4	2	3	—	—	—
7211	Traveler accommodation .....	829	2 236	11 776	50	24	12	6	3	2	3	—	—	—
72111	Hotels (exc casino hotels) & motels .....	802	2 149	11 360	43	20	9	6	3	2	3	—	—	—
721110	Hotels (exc casino hotels) & motels .....	802	2 149	11 360	43	20	9	6	3	2	3	—	—	—
722	Food services & drinking places .....	1 862	4 187	19 887	166	63	33	42	26	1	1	—	—	—
7221	Full-service restaurants .....	862	2 239	10 780	74	22	15	24	12	1	—	—	—	—
72211	Full-service restaurants .....	862	2 239	10 780	74	22	15	24	12	1	—	—	—	—
722110	Full-service restaurants .....	862	2 239	10 780	74	22	15	24	12	1	—	—	—	—
7222	Limited-service eating places .....	881	1 668	7 706	72	30	13	15	13	—	1	—	—	—
72221	Limited-service eating places .....	881	1 668	7 706	72	30	13	15	13	—	1	—	—	—
722211	Limited-service restaurants .....	792	1 522	6 975	57	22	9	12	13	—	1	—	—	—
<b>81 Other services (except public administration) .....</b>														
81	<b>1 081 3 947 16 763 232 170 31 24 7 — — — — —</b>													
811	Repair & maintenance .....	323	1 579	6 793	91	69	14	8	—	—	—	—	—	—
8111	Automotive repair & maintenance .....	191	912	4 101	64	51	10	3	—	—	—	—	—	—
81111	Automotive mechanical & electrical R&M .....	117	629	2 927	42	35	5	2	—	—	—	—	—	—
812	Personal & laundry services .....	130	436	1 818	37	28	5	4	—	—	—	—	—	—
813	Religious, grantmaking, civic, prof & like organizations .....	628	1 932	8 152	104	73	12	12	7	—	—	—	—	—
8131	Religious organizations .....	330	941	3 800	50	35	6	5	4	—	—	—	—	—
81311	Religious organizations .....	330	941	3 800	50	35	6	5	4	—	—	—	—	—
813110	Religious organizations .....	330	941	3 800	50	35	6	5	4	—	—	—	—	—
8134	Civic & social organizations .....	148	372	1 524	15	7	3	3	2	—	—	—	—	—
81341	Civic & social organizations .....	148	372	1 524	15	7	3	3	2	—	—	—	—	—
813410	Civic & social organizations .....	148	372	1 524	15	7	3	3	2	—	—	—	—	—
8139	Business, labor, political, like organizations .....	119	462	2 136	31	25	2	3	1	—	—	—	—	—
<b>95 Auxiliaries (exc corporate, subsidiary &amp; regional mgt) .....</b>														
95	<b>34 181 779 3 — 1 2 — — — — —</b>													
<b>99 Unclassified establishments .....</b>														
99	<b>28 44 463 45 44 1 — — — — —</b>													
<b>CLALLAM</b>														
<b>Total .....</b>														
	<b>15 567 79 726 348 082 2 072 1 283 402 228 117 30 10 1 1 —</b>													
<b>11 Forestry, fishing, hunting, and agriculture support .....</b>														
11	<b>635 4 520 22 451 91 57 19 6 6 3 — — — —</b>													
113	Forestry and logging .....	(F)	(D)	(D)	73	40	19	6	5	3	—	—	—	—
1133	Logging .....	601	4 352	21 707	71	38	19	6	5	3	—	—	—	—
11331	Logging .....	601	4 352	21 707	71	38	19	6	5	3	—	—	—	—
113310	Logging .....	601	4 352	21 707	71	38	19	6	5	3	—	—	—	—
<b>21 Mining .....</b>														
21	<b>(B) (D) (D) 5 2 2 1 — — — —</b>													
<b>22 Utilities .....</b>														
22	<b>(A) (D) (D) 9 9 — — — — —</b>													
<b>23 Construction .....</b>														
23	<b>1 331 7 612 38 296 327 239 60 21 5 2 — — — —</b>													
233	Building, developing & general contracting .....	460	2 298	12 854	130	102	19	7	1	1	—	—	—	—
2332	Residential building construction .....	(E)	(D)	(D)	112	87	18	6	—	1	—	—	—	—
23321	Single-family housing construction .....	372	1 691	7 961	110	86	18	5	—	1	—	—	—	—
233210	Single-family housing construction .....	372	1 691	7 961	110	86	18	5	—	1	—	—	—	—
234	Heavy construction .....	190	1 775	8 471	21	14	2	3	1	1	—	—	—	—
2349	Other heavy construction .....	143	1 504	7 063	11	6	2	1	1	1	—	—	—	—
23499	All other heavy construction .....	118	1 383	6 337	6	3	1	—	1	1	—	—	—	—
234990	All other heavy construction .....	118	1 383	6 337	6	3	1	—	1	1	—	—	—	—
235	Special trade contractors .....	681	3 539	16 971	176	123	39	11	3	—	—	—	—	—
2351	Plumbing, heating & AC contractor .....	159	918	4 296	24	9	10	3	2	—	—	—	—	—
23511	Plumbing, heating & AC contractor .....	159	918	4 296	24	9	10	3	2	—	—	—	—	—
235110	Plumbing, heating & AC contractor .....	159	918	4 296	24	9	10	3	2	—	—	—	—	—
2353	Electrical contractors .....	110	921	4 191	23	11	10	2	—	—	—	—	—	—
23531	Electrical contractors .....	110	921	4 191	23	11	10	2	—	—	—	—	—	—
235310	Electrical contractors .....	110	921	4 191	23	11	10	2	—	—	—	—	—	—
2354	Masonry, drywall, insulation, tile contractors .....	131	583	2 022	27	20	4	2	1	—	—	—	—	—
23542	Drywall, acoustical & insulation contractors .....	115	544	1 770	17	10	4	2	1	—	—	—	—	—
235420	Drywall, acoustical & insulation contractors .....	115	544	1 770	17	10	4	2	1	—	—	—	—	—
2359	Other special trade contractors .....	100	529	2 892	32	23	9	—	—	—	—	—	—	—

Note: Employment-size classes are indicated as follows: A—0 to 19; B—20 to 99; C—100 to 249; E—250 to 499; F—500 to 999; G—1,000 to 2,499; H—2,500 to 4,999; I—5,000 to 9,999; J—10,000 to 24,999; K—25,000 to 49,999; L—50,000 to 99,999; M—100,000 or more.



**Table 6. Counties—Employees, Payroll, and Establishments by Industry: 1999—Con.**

[Excludes most government employees, railroad employees, and self-employed persons. Size class 1 to 4 includes establishments with payroll, but no employees, during mid-March pay period. (D) denotes figures withheld to avoid disclosing data for individual companies; the data are included in broader industry totals. Detailed industries with 100 or more employees are shown if industry was not a (D). For explanation of terms, abbreviations, and data reliability/comparability, see introductory text]

NAICS code	Industry	Number of employees for week including March 12	Payroll (\$1,000)		Total number of establishments	Number of establishments by employment-size class									
			First quarter	Annual		1 to 4	5 to 9	10 to 19	20 to 49	50 to 99	100 to 249	250 to 499	500 to 999	1,000 or more	
<b>CLALLAM—Con.</b>															
<b>31-33</b>	<b>Manufacturing</b>	<b>1 062</b>	<b>8 825</b>	<b>40 187</b>	<b>80</b>	<b>43</b>	<b>18</b>	<b>8</b>	<b>7</b>	<b>2</b>	<b>2</b>	—	—	—	
321	Wood product mfg	481	3 171	13 502	26	13	5	4	1	2	1	—	—	—	
3211	Sawmills & wood preservation	(E)	(D)	(D)	21	11	4	3	1	2	—	—	—	—	
32111	Sawmills & wood preservation	(E)	(D)	(D)	21	11	4	3	1	2	—	—	—	—	
3212	Veneer, plywood & engineered wood product mfg	(C)	(D)	(D)	3	1	—	1	—	—	1	—	—	—	
32121	Veneer, plywood & engineered wood product mfg	(C)	(D)	(D)	3	1	—	1	—	—	1	—	—	—	
322	Paper mfg	(C)	(D)	(D)	1	—	—	—	—	—	1	—	—	—	
3221	Pulp, paper & paperboard mills	(C)	(D)	(D)	1	—	—	—	—	—	1	—	—	—	
32212	Paper mills	(C)	(D)	(D)	1	—	—	—	—	—	1	—	—	—	
<b>42</b>	<b>Wholesale trade</b>	<b>424</b>	<b>3 200</b>	<b>13 244</b>	<b>62</b>	<b>33</b>	<b>13</b>	<b>13</b>	<b>3</b>	—	—	—	—	—	
421	Wholesale trade, durable goods	163	1 063	4 788	28	16	8	3	1	—	—	—	—	—	
422	Wholesale trade, nondurable goods	261	2 137	8 456	34	17	5	10	2	—	—	—	—	—	
<b>44-45</b>	<b>Retail trade</b>	<b>2 902</b>	<b>13 559</b>	<b>57 170</b>	<b>288</b>	<b>148</b>	<b>70</b>	<b>39</b>	<b>20</b>	<b>8</b>	<b>2</b>	<b>1</b>	—	—	
441	Motor vehicle & parts dealers	352	2 255	9 618	35	15	9	6	5	—	—	—	—	—	
4411	Automobile dealers	221	1 417	6 528	14	7	—	2	5	—	—	—	—	—	
44111	New car dealers	209	1 352	6 190	8	1	—	2	5	—	—	—	—	—	
441110	New car dealers	209	1 352	6 190	8	1	—	2	5	—	—	—	—	—	
4413	Automotive parts, accessories & tire stores	126	815	2 985	18	5	9	4	—	—	—	—	—	—	
442	Furniture & home furnishing stores	100	497	2 260	16	8	5	2	1	—	—	—	—	—	
444	Bldg material & garden equip & supp dealers	239	1 243	5 372	32	15	8	6	3	—	—	—	—	—	
4441	Building material & supplies dealers	187	1 100	4 616	22	9	6	4	3	—	—	—	—	—	
44419	Other building material dealers	131	818	3 352	13	5	3	2	3	—	—	—	—	—	
444190	Other building material dealers	131	818	3 352	13	5	3	2	3	—	—	—	—	—	
445	Food & beverage stores	824	3 595	15 638	36	14	5	7	3	5	2	—	—	—	
4451	Grocery stores	755	3 281	14 277	25	8	3	4	3	5	2	—	—	—	
44511	Grocery (except convenience) stores	716	3 206	13 935	17	4	—	3	3	5	2	—	—	—	
445110	Grocery (except convenience) stores	716	3 206	13 935	17	4	—	3	3	5	2	—	—	—	
446	Health & personal care stores	179	1 289	4 028	19	9	4	2	4	—	—	—	—	—	
4461	Health & personal care stores	179	1 289	4 028	19	9	4	2	4	—	—	—	—	—	
44611	Pharmacies & drug stores	148	1 220	3 718	9	2	1	2	4	—	—	—	—	—	
446110	Pharmacies & drug stores	148	1 220	3 718	9	2	1	2	4	—	—	—	—	—	
447	Gasoline stations	172	478	2 204	29	14	8	7	—	—	—	—	—	—	
4471	Gasoline stations	172	478	2 204	29	14	8	7	—	—	—	—	—	—	
44711	Gasoline stations with convenience stores	137	408	1 793	20	8	6	6	—	—	—	—	—	—	
447110	Gasoline stations with convenience stores	137	408	1 793	20	8	6	6	—	—	—	—	—	—	
448	Clothing & clothing accessories stores	187	536	2 298	22	8	12	—	1	1	—	—	—	—	
4481	Clothing stores	133	366	1 599	11	3	6	—	1	1	—	—	—	—	
452	General merchandise stores	457	2 359	10 118	10	4	2	—	1	2	—	1	—	—	
4521	Department stores	(E)	(D)	(D)	1	—	—	—	—	—	—	1	—	—	
45211	Department stores	(E)	(D)	(D)	1	—	—	—	—	—	—	1	—	—	
4529	Other general merchandise stores	(C)	(D)	(D)	9	4	2	—	1	2	—	—	—	—	
45299	All other general merchandise stores	(C)	(D)	(D)	8	4	2	—	1	1	—	—	—	—	
453	Miscellaneous store retailers	182	471	2 036	46	35	7	3	1	—	—	—	—	—	
<b>48-49</b>	<b>Transportation &amp; warehousing</b>	<b>473</b>	<b>2 872</b>	<b>12 365</b>	<b>76</b>	<b>50</b>	<b>8</b>	<b>11</b>	<b>7</b>	—	—	—	—	—	
484	Truck transportation	308	1 958	8 561	51	36	5	4	6	—	—	—	—	—	
4841	General freight trucking	143	966	4 127	10	4	—	2	4	—	—	—	—	—	
48412	General freight trucking, long-distance	141	953	4 049	7	1	—	2	4	—	—	—	—	—	
4842	Specialized freight trucking	165	992	4 434	41	32	5	2	2	—	—	—	—	—	
<b>51</b>	<b>Information</b>	<b>297</b>	<b>1 679</b>	<b>7 553</b>	<b>20</b>	<b>8</b>	<b>3</b>	<b>3</b>	<b>5</b>	<b>1</b>	—	—	—	—	
511	Publishing industries	204	1 033	4 493	8	2	1	1	3	1	—	—	—	—	
5111	Newspaper, periodical, book, database publishers	(C)	(D)	(D)	6	2	—	—	3	1	—	—	—	—	
51111	Newspaper publishers	(C)	(D)	(D)	3	1	—	—	1	1	—	—	—	—	
<b>52</b>	<b>Finance &amp; insurance</b>	<b>566</b>	<b>3 862</b>	<b>15 311</b>	<b>84</b>	<b>45</b>	<b>23</b>	<b>11</b>	<b>4</b>	<b>1</b>	—	—	—	—	
522	Credit intermediation & related activities	353	2 305	9 222	36	8	16	9	2	1	—	—	—	—	
5221	Depository credit intermediation	337	2 261	9 055	31	4	15	9	2	1	—	—	—	—	
52211	Commercial banking	103	737	2 698	13	1	8	4	—	—	—	—	—	—	
522110	Commercial banking	103	737	2 698	13	1	8	4	—	—	—	—	—	—	
52212	Savings institutions	214	1 365	5 700	15	2	6	4	2	1	—	—	—	—	
522120	Savings institutions	214	1 365	5 700	15	2	6	4	2	1	—	—	—	—	
524	Insurance carriers & related activities	178	945	3 674	36	27	6	1	2	—	—	—	—	—	
5242	Agencies & other insurance related activities	(C)	(D)	(D)	28	20	6	1	1	—	—	—	—	—	
<b>53</b>	<b>Real estate &amp; rental &amp; leasing</b>	<b>261</b>	<b>886</b>	<b>4 179</b>	<b>78</b>	<b>63</b>	<b>11</b>	<b>2</b>	<b>1</b>	<b>1</b>	—	—	—	—	
531	Real estate	(C)	(D)	(D)	62	55	6	—	—	1	—	—	—	—	

Note: Employment-size classes are indicated as follows: A—0 to 19; B—20 to 99; C—100 to 249; E—250 to 499; F—500 to 999; G—1,000 to 2,499; H—2,500 to 4,999; I—5,000 to 9,999; J—10,000 to 24,999; K—25,000 to 49,999; L—50,000 to 99,999; M—100,000 or more.

**Table 6. Counties—Employees, Payroll, and Establishments by Industry: 1999—Con.**

[Excludes most government employees, railroad employees, and self-employed persons. Size class 1 to 4 includes establishments with payroll, but no employees, during mid-March pay period. (D) denotes figures withheld to avoid disclosing data for individual companies; the data are included in broader industry totals. Detailed industries with 100 or more employees are shown if industry was not a (D). For explanation of terms, abbreviations, and data reliability/comparability, see introductory text]

NAICS code	Industry	Number of employees for week including March 12	Payroll (\$1,000)		Total number of establishments	Number of establishments by employment-size class									
			First quarter	Annual		1 to 4	5 to 9	10 to 19	20 to 49	50 to 99	100 to 249	250 to 499	500 to 999	1,000 or more	
<b>CLALLAM—Con.</b>															
<b>54</b>	<b>Professional, scientific &amp; technical services</b>	<b>544</b>	<b>3 417</b>	<b>14 750</b>	<b>140</b>	<b>104</b>	<b>22</b>	<b>11</b>	<b>2</b>	<b>1</b>	—	—	—	—	
541	Professional, scientific & technical services	544	3 417	14 750	140	104	22	11	2	1	—	—	—	—	
5411	Legal services	135	827	4 036	33	24	5	3	1	—	—	—	—	—	
54111	Offices of lawyers	(C)	(D)	(D)	29	23	4	1	1	—	—	—	—	—	
5412	Accounting, tax prep, bookkeep, payroll services	107	524	1 969	33	27	4	1	1	—	—	—	—	—	
54121	Accounting, tax prep, bookkeep, payroll services	107	524	1 969	33	27	4	1	1	—	—	—	—	—	
5413	Architectural, engineering & related services	103	695	2 716	24	15	5	4	—	—	—	—	—	—	
<b>55</b>	<b>Management of companies &amp; enterprises</b>	<b>12</b>	<b>93</b>	<b>436</b>	<b>5</b>	<b>4</b>	<b>1</b>	—	—	—	—	—	—	—	
<b>56</b>	<b>Admin, support, waste mgmt, remediation services</b>	<b>319</b>	<b>1 021</b>	<b>4 458</b>	<b>90</b>	<b>74</b>	<b>10</b>	<b>3</b>	<b>3</b>	—	—	—	—	—	
561	Administrative & support services	312	993	4 299	84	68	10	3	3	—	—	—	—	—	
5617	Services to buildings & dwellings	147	354	1 921	52	47	3	1	1	—	—	—	—	—	
<b>61</b>	<b>Educational services</b>	<b>157</b>	<b>697</b>	<b>2 636</b>	<b>18</b>	<b>11</b>	<b>1</b>	<b>3</b>	<b>3</b>	—	—	—	—	—	
611	Educational services	157	697	2 636	18	11	1	3	3	—	—	—	—	—	
6111	Elementary & secondary schools	119	534	2 164	7	3	—	1	3	—	—	—	—	—	
61111	Elementary & secondary schools	119	534	2 164	7	3	—	1	3	—	—	—	—	—	
611110	Elementary & secondary schools	119	534	2 164	7	3	—	1	3	—	—	—	—	—	
<b>62</b>	<b>Health care and social assistance</b>	<b>3 093</b>	<b>17 842</b>	<b>71 295</b>	<b>224</b>	<b>115</b>	<b>54</b>	<b>29</b>	<b>13</b>	<b>8</b>	<b>4</b>	—	<b>1</b>	—	
621	Ambulatory health care services	1 248	7 105	31 566	145	74	41	18	8	2	2	—	—	—	
6211	Offices of physicians	286	2 131	10 216	54	33	12	7	2	—	—	—	—	—	
62111	Offices of physicians	286	2 131	10 216	54	33	12	7	2	—	—	—	—	—	
621111	Offices of physicians (exc mental health)	271	2 071	9 964	49	29	11	7	2	—	—	—	—	—	
6212	Offices of dentists	185	1 177	5 357	31	8	18	5	—	—	—	—	—	—	
62121	Offices of dentists	185	1 177	5 357	31	8	18	5	—	—	—	—	—	—	
621210	Offices of dentists	185	1 177	5 357	31	8	18	5	—	—	—	—	—	—	
6213	Offices of other health practitioners	(C)	(D)	(D)	34	24	8	1	1	—	—	—	—	—	
6214	Outpatient care centers	285	2 277	9 525	9	2	2	2	1	1	1	—	—	—	
62149	Other outpatient care centers	(C)	(D)	(D)	6	2	2	—	1	—	1	—	—	—	
6216	Home health care services	296	732	3 203	12	4	1	2	3	1	1	—	—	—	
62161	Home health care services	296	732	3 203	12	4	1	2	3	1	1	—	—	—	
621610	Home health care services	296	732	3 203	12	4	1	2	3	1	1	—	—	—	
622	Hospitals	(F)	(D)	(D)	2	—	—	—	—	—	1	—	1	—	
6221	General medical & surgical hospitals	(F)	(D)	(D)	2	—	—	—	—	—	1	—	1	—	
62211	General medical & surgical hospitals	(F)	(D)	(D)	2	—	—	—	—	—	1	—	1	—	
623	Nursing & residential care facilities	581	2 290	10 062	28	14	4	3	2	4	1	—	—	—	
6231	Nursing care facilities	446	1 842	7 830	8	2	1	—	—	4	1	—	—	—	
62311	Nursing care facilities	446	1 842	7 830	8	2	1	—	—	4	1	—	—	—	
623110	Nursing care facilities	446	1 842	7 830	8	2	1	—	—	4	1	—	—	—	
6233	Community care facilities for the elderly	106	310	1 603	17	10	3	3	1	—	—	—	—	—	
62331	Community care facilities for the elderly	106	310	1 603	17	10	3	3	1	—	—	—	—	—	
624	Social assistance	(E)	(D)	(D)	49	27	9	8	3	2	—	—	—	—	
6241	Individual & family services	200	575	2 513	22	11	4	5	1	1	—	—	—	—	
62419	Other individual & family services	153	442	1 779	16	9	2	3	1	1	—	—	—	—	
624190	Other individual & family services	153	442	1 779	16	9	2	3	1	1	—	—	—	—	
6244	Child day care services	162	326	1 490	18	12	1	3	1	1	—	—	—	—	
62441	Child day care services	162	326	1 490	18	12	1	3	1	1	—	—	—	—	
624410	Child day care services	162	326	1 490	18	12	1	3	1	1	—	—	—	—	
<b>71</b>	<b>Arts, entertainment &amp; recreation</b>	<b>357</b>	<b>1 515</b>	<b>6 576</b>	<b>30</b>	<b>21</b>	<b>4</b>	<b>3</b>	—	<b>1</b>	<b>1</b>	—	—	—	
713	Amusement, gambling & recreation industries	341	1 472	6 402	21	12	4	3	—	1	1	—	—	—	
7132	Gambling industries	(C)	(D)	(D)	1	—	—	—	—	—	1	—	—	—	
71321	Casinos (except hotel casinos)	(C)	(D)	(D)	1	—	—	—	—	—	1	—	—	—	
7139	Other amusement & recreation industries	(C)	(D)	(D)	20	12	4	3	—	1	—	—	—	—	
<b>72</b>	<b>Accommodation &amp; food services</b>	<b>2 203</b>	<b>4 642</b>	<b>22 398</b>	<b>215</b>	<b>90</b>	<b>47</b>	<b>42</b>	<b>33</b>	<b>2</b>	<b>1</b>	—	—	—	
721	Accommodation	415	1 016	5 283	57	35	10	9	2	—	1	—	—	—	
7211	Traveler accommodation	389	914	4 744	48	28	9	8	2	—	1	—	—	—	
72111	Hotels (exc casino hotels) & motels	355	837	4 332	41	22	9	8	1	—	1	—	—	—	
721110	Hotels (exc casino hotels) & motels	355	837	4 332	41	22	9	8	1	—	1	—	—	—	
722	Food services & drinking places	1 788	3 626	17 115	158	55	37	33	31	2	—	—	—	—	
7221	Full-service restaurants	895	1 878	9 181	74	22	18	16	17	1	—	—	—	—	
72211	Full-service restaurants	895	1 878	9 181	74	22	18	16	17	1	—	—	—	—	
722110	Full-service restaurants	895	1 878	9 181	74	22	18	16	17	1	—	—	—	—	
7222	Limited-service eating places	665	1 281	5 737	58	19	11	16	12	—	—	—	—	—	
72221	Limited-service eating places	665	1 281	5 737	58	19	11	16	12	—	—	—	—	—	
722211	Limited-service restaurants	588	1 172	5 236	45	14	5	14	12	—	—	—	—	—	
7223	Special food services	(C)	(D)	(D)	6	2	—	1	2	1	—	—	—	—	
72231	Food service contractors	(C)	(D)	(D)	6	2	—	1	2	1	—	—	—	—	

Note: Employment-size classes are indicated as follows: A—0 to 19; B—20 to 99; C—100 to 249; E—250 to 499; F—500 to 999; G—1,000 to 2,499; H—2,500 to 4,999; I—5,000 to 9,999; J—10,000 to 24,999; K—25,000 to 49,999; L—50,000 to 99,999; M—100,000 or more.

**Table 6. Counties—Employees, Payroll, and Establishments by Industry: 1999—Con.**

[Excludes most government employees, railroad employees, and self-employed persons. Size class 1 to 4 includes establishments with payroll, but no employees, during mid-March pay period. (D) denotes figures withheld to avoid disclosing data for individual companies; the data are included in broader industry totals. Detailed industries with 100 or more employees are shown if industry was not a (D). For explanation of terms, abbreviations, and data reliability/comparability, see introductory text]

NAICS code	Industry	Number of employees for week including March 12	Payroll (\$1,000)		Total number of establishments	Number of establishments by employment-size class									
			First quarter	Annual		1 to 4	5 to 9	10 to 19	20 to 49	50 to 99	100 to 249	250 to 499	500 to 999	1,000 or more	
<b>CLALLAM—Con.</b>															
<b>81</b>	<b>Other services (except public administration)</b>	<b>878</b>	<b>3 219</b>	<b>13 403</b>	<b>196</b>	<b>133</b>	<b>36</b>	<b>22</b>	<b>5</b>	—	—	—	—	—	
811	Repair & maintenance	268	1 406	6 022	66	44	16	5	1	—	—	—	—	—	
8111	Automotive repair & maintenance	199	1 050	4 468	46	27	14	5	—	—	—	—	—	—	
81111	Automotive mechanical & electrical R&M	108	594	2 585	25	14	9	2	—	—	—	—	—	—	
812	Personal & laundry services	184	528	2 119	46	36	6	1	3	—	—	—	—	—	
8121	Personal care services	115	291	1 236	29	21	6	1	1	—	—	—	—	—	
81211	Hair, nail & skin care services	110	281	1 193	24	16	6	1	1	—	—	—	—	—	
813	Religious, grantmaking, civic, prof & like organizations	426	1 285	5 262	84	53	14	16	1	—	—	—	—	—	
8131	Religious organizations	228	606	2 443	40	22	10	7	1	—	—	—	—	—	
81311	Religious organizations	228	606	2 443	40	22	10	7	1	—	—	—	—	—	
813110	Religious organizations	228	606	2 443	40	22	10	7	1	—	—	—	—	—	
8134	Civic & social organizations	100	202	872	17	11	1	5	—	—	—	—	—	—	
81341	Civic & social organizations	100	202	872	17	11	1	5	—	—	—	—	—	—	
813410	Civic & social organizations	100	202	872	17	11	1	5	—	—	—	—	—	—	
<b>95</b>	<b>Auxiliaries (exc corporate, subsidiary &amp; regional mgt)</b>	<b>(A)</b>	<b>(D)</b>	<b>(D)</b>	<b>1</b>	<b>1</b>	—	—	—	—	—	—	—	—	
<b>99</b>	<b>Unclassified establishments</b>	<b>9</b>	<b>19</b>	<b>320</b>	<b>33</b>	<b>33</b>	—	—	—	—	—	—	—	—	
<b>CLARK</b>															
	<b>Total</b>	<b>93 265</b>	<b>623 323</b>	<b>2 708 256</b>	<b>7 876</b>	<b>4 527</b>	<b>1 489</b>	<b>930</b>	<b>602</b>	<b>199</b>	<b>98</b>	<b>19</b>	<b>8</b>	<b>4</b>	
<b>11</b>	<b>Forestry, fishing, hunting, and agriculture support</b>	<b>129</b>	<b>1 061</b>	<b>5 203</b>	<b>39</b>	<b>30</b>	<b>5</b>	<b>3</b>	<b>1</b>	—	—	—	—	—	
113	Forestry and logging	(C)	(D)	(D)	28	20	5	2	1	—	—	—	—	—	
1133	Logging	(C)	(D)	(D)	27	19	5	2	1	—	—	—	—	—	
11331	Logging	(C)	(D)	(D)	27	19	5	2	1	—	—	—	—	—	
<b>21</b>	<b>Mining</b>	<b>(E)</b>	<b>(D)</b>	<b>(D)</b>	<b>7</b>	<b>4</b>	—	<b>2</b>	—	—	—	<b>1</b>	—	—	
212	Mining (except oil & gas)	(E)	(D)	(D)	6	3	—	2	—	—	—	1	—	—	
2123	Nonmetallic mineral mining & quarrying	(E)	(D)	(D)	5	2	—	2	—	—	—	1	—	—	
21231	Stone mining & quarrying	(E)	(D)	(D)	1	—	—	—	—	—	—	1	—	—	
<b>22</b>	<b>Utilities</b>	<b>70</b>	<b>1 277</b>	<b>4 767</b>	<b>8</b>	<b>4</b>	<b>2</b>	—	<b>2</b>	—	—	—	—	—	
<b>23</b>	<b>Construction</b>	<b>8 949</b>	<b>62 376</b>	<b>294 877</b>	<b>1 471</b>	<b>955</b>	<b>278</b>	<b>145</b>	<b>71</b>	<b>17</b>	<b>5</b>	—	—	—	
233	Building, developing & general contracting	2 174	14 574	64 706	481	340	80	42	16	3	—	—	—	—	
2332	Residential building construction	1 623	9 372	43 431	388	280	65	31	10	2	—	—	—	—	
23321	Single-family housing construction	1 583	9 302	42 865	375	269	64	31	9	2	—	—	—	—	
233210	Single-family housing construction	1 583	9 302	42 865	375	269	64	31	9	2	—	—	—	—	
2333	Nonresidential building construction	467	4 693	18 324	63	37	10	9	6	1	—	—	—	—	
23332	Commercial & institutional bldg construction	425	4 396	16 687	52	29	8	8	6	1	—	—	—	—	
233320	Commercial & institutional bldg construction	425	4 396	16 687	52	29	8	8	6	1	—	—	—	—	
234	Heavy construction	1 136	9 527	50 861	60	20	13	11	9	5	2	—	—	—	
2341	Highway, street, bridge & tunnel construction	285	3 005	16 297	15	3	3	4	3	2	—	—	—	—	
23411	Highway & street construction	156	1 366	8 251	12	3	3	3	3	—	—	—	—	—	
234110	Highway & street construction	156	1 366	8 251	12	3	3	3	3	—	—	—	—	—	
23412	Bridge & tunnel construction	129	1 639	8 046	3	—	—	1	—	2	—	—	—	—	
234120	Bridge & tunnel construction	129	1 639	8 046	3	—	—	1	—	2	—	—	—	—	
2349	Other heavy construction	851	6 522	34 564	45	17	10	7	6	3	2	—	—	—	
23491	Water, sewer & pipeline construction	166	1 299	7 454	10	4	2	2	1	1	—	—	—	—	
234910	Water, sewer & pipeline construction	166	1 299	7 454	10	4	2	2	1	1	—	—	—	—	
23492	Pwr, communication transmsn line construction	(C)	(D)	(D)	6	2	2	—	1	—	1	—	—	—	
23499	All other heavy construction	495	3 966	23 333	28	10	6	5	4	2	1	—	—	—	
234990	All other heavy construction	495	3 966	23 333	28	10	6	5	4	2	1	—	—	—	
235	Special trade contractors	5 639	38 275	179 310	930	595	185	92	46	9	3	—	—	—	
2351	Plumbing, heating & AC contractor	932	6 835	29 527	129	74	24	21	7	3	—	—	—	—	
23511	Plumbing, heating & AC contractor	932	6 835	29 527	129	74	24	21	7	3	—	—	—	—	
235110	Plumbing, heating & AC contractor	932	6 835	29 527	129	74	24	21	7	3	—	—	—	—	
2352	Painting & wall covering contractors	306	1 190	6 801	92	76	8	6	2	—	—	—	—	—	
23521	Painting & wall covering contractors	306	1 190	6 801	92	76	8	6	2	—	—	—	—	—	
235210	Painting & wall covering contractors	306	1 190	6 801	92	76	8	6	2	—	—	—	—	—	
2353	Electrical contractors	852	7 188	34 787	98	55	18	14	8	2	1	—	—	—	
23531	Electrical contractors	852	7 188	34 787	98	55	18	14	8	2	1	—	—	—	
235310	Electrical contractors	852	7 188	34 787	98	55	18	14	8	2	1	—	—	—	
2354	Masonry, drywall, insulation, tile contractors	974	7 406	31 714	118	68	24	13	10	2	1	—	—	—	
23541	Masonry & stone contractors	312	2 367	10 929	46	24	12	6	4	—	—	—	—	—	
235410	Masonry & stone contractors	312	2 367	10 929	46	24	12	6	4	—	—	—	—	—	
23542	Drywall, acoustical & insulation contractors	637	4 916	20 262	64	38	11	6	6	2	1	—	—	—	
235420	Drywall, acoustical & insulation contractors	637	4 916	20 262	64	38	11	6	6	2	1	—	—	—	
2355	Carpentry & floor contractors	713	3 904	17 140	142	106	24	8	2	1	1	—	—	—	
23551	Carpentry contractors	563	2 797	11 827	109	78	22	7	1	—	1	—	—	—	
235510	Carpentry contractors	563	2 797	11 827	109	78	22	7	1	—	1	—	—	—	
23552	Floor laying & other floor contractors	150	1 107	5 313	33	28	2	1	1	1	—	—	—	—	
235520	Floor laying & other floor contractors	150	1 107	5 313	33	28	2	1	1	1	—	—	—	—	
2356	Roofing, siding, & sheet metal contractors	529	3 080	14 905	91	48	29	9	5	—	—	—	—	—	
23561	Roofing, siding, & sheet metal contractors	529	3 080	14 905	91	48	29	9	5	—	—	—	—	—	
235610	Roofing, siding, & sheet metal contractors	529	3 080	14 905	91	48	29	9	5	—	—	—	—	—	

Note: Employment-size classes are indicated as follows: A—0 to 19; B—20 to 99; C—100 to 249; E—250 to 499; F—500 to 999; G—1,000 to 2,499; H—2,500 to 4,999; I—5,000 to 9,999; J—10,000 to 24,999; K—25,000 to 49,999; L—50,000 to 99,999; M—100,000 or more.

**Table 6. Counties—Employees, Payroll, and Establishments by Industry: 1999—Con.**

[Excludes most government employees, railroad employees, and self-employed persons. Size class 1 to 4 includes establishments with payroll, but no employees, during mid-March pay period. (D) denotes figures withheld to avoid disclosing data for individual companies; the data are included in broader industry totals. Detailed industries with 100 or more employees are shown if industry was not a (D). For explanation of terms, abbreviations, and data reliability/comparability, see introductory text]

NAICS code	Industry	Number of employees for week including March 12	Payroll (\$1,000)		Total number of establishments	Number of establishments by employment-size class								
			First quarter	Annual		1 to 4	5 to 9	10 to 19	20 to 49	50 to 99	100 to 249	250 to 499	500 to 999	1,000 or more
<b>23</b>	<b>CLARK—Con.</b>													
	<b>Construction—Con.</b>													
235	Special trade contractors—Con.													
2357	Concrete contractors	516	2 854	15 573	104	65	26	9	4	—	—	—	—	—
23571	Concrete contractors	516	2 854	15 573	104	65	26	9	4	—	—	—	—	—
235710	Concrete contractors	516	2 854	15 573	104	65	26	9	4	—	—	—	—	—
2359	Other special trade contractors	791	5 628	28 062	151	100	31	11	8	1	—	—	—	—
23593	Excavation contractors	286	2 145	11 054	63	43	12	4	4	—	—	—	—	—
235930	Excavation contractors	286	2 145	11 054	63	43	12	4	4	—	—	—	—	—
23599	All other special trade contractors	374	2 428	11 332	66	43	15	5	2	1	—	—	—	—
235990	All other special trade contractors	374	2 428	11 332	66	43	15	5	2	1	—	—	—	—
<b>31-33</b>	<b>Manufacturing</b>	<b>17 641</b>	<b>161 142</b>	<b>669 486</b>	<b>424</b>	<b>167</b>	<b>78</b>	<b>52</b>	<b>64</b>	<b>30</b>	<b>21</b>	<b>4</b>	<b>5</b>	<b>3</b>
311	Food mfg	897	6 256	34 114	21	9	4	2	2	3	—	—	1	—
3114	Fruit & veg preserving & specialty food mfg	(C)	(D)	(D)	2	—	1	—	—	1	—	—	—	—
3115	Dairy product mfg	124	552	2 319	3	—	—	—	2	1	—	—	—	—
3119	Other food mfg	(F)	(D)	(D)	2	—	1	—	—	—	—	—	1	—
31191	Snack food mfg	(F)	(D)	(D)	1	—	—	—	—	—	—	—	1	—
313	Textile mills	(E)	(D)	(D)	5	2	—	1	—	—	2	—	—	—
3132	Fabric mills	(E)	(D)	(D)	5	2	—	1	—	—	2	—	—	—
31321	Broadwoven fabric mills	(C)	(D)	(D)	2	—	—	1	—	—	1	—	—	—
31323	Nonwoven fabric mills	(C)	(D)	(D)	1	—	—	—	—	—	1	—	—	—
315	Apparel manufacturing	499	1 595	4 699	7	4	—	—	1	1	—	1	—	—
3152	Cut & sew apparel mfg	499	1 595	4 699	7	4	—	—	1	1	—	1	—	—
31521	Cut & sew apparel contractors	(C)	(D)	(D)	3	1	—	—	1	1	—	—	—	—
31523	Women's, girls' cut & sew apparel mfg	(E)	(D)	(D)	2	1	—	—	—	—	—	1	—	—
321	Wood product mfg	822	4 859	23 930	34	11	4	5	9	5	—	—	—	—
3211	Sawmills & wood preservation	288	2 015	10 961	8	3	1	—	—	4	—	—	—	—
32111	Sawmills & wood preservation	288	2 015	10 961	8	3	1	—	—	4	—	—	—	—
3212	Veneer, plywood & engineered wood product mfg	286	1 649	7 806	11	2	1	2	5	1	—	—	—	—
32121	Veneer, plywood & engineered wood product mfg	286	1 649	7 806	11	2	1	2	5	1	—	—	—	—
321214	Truss mfg	274	1 587	7 518	8	—	—	2	5	1	—	—	—	—
3219	Other wood product mfg	248	1 195	5 163	15	6	2	3	4	—	—	—	—	—
322	Paper mfg	2 392	24 704	107 142	12	1	—	1	3	1	4	1	—	1
3221	Pulp, paper & paperboard mills	(G)	(D)	(D)	1	—	—	—	—	—	—	—	—	1
32212	Paper mills	(G)	(D)	(D)	1	—	—	—	—	—	—	—	—	1
3222	Converted paper product mfg	(F)	(D)	(D)	11	1	—	1	3	1	4	1	—	—
32221	Paperboard container mfg	260	2 126	11 322	4	—	—	—	2	1	1	—	—	—
32222	Paper bag & coated & treated paper mfg	(E)	(D)	(D)	2	—	—	—	—	—	1	—	—	—
32229	Other converted paper product mfg	(E)	(D)	(D)	4	1	—	1	—	—	2	—	—	—
323	Printing & related support activities	263	2 219	9 451	28	13	8	4	2	1	—	—	—	—
3231	Printing & related support activities	263	2 219	9 451	28	13	8	4	2	1	—	—	—	—
32311	Printing	263	2 219	9 451	28	13	8	4	2	1	—	—	—	—
323110	Commercial lithographic printing	179	1 777	7 248	14	7	3	1	2	1	—	—	—	—
325	Chemical mfg	405	4 227	17 271	19	3	6	3	5	1	1	—	—	—
3254	Pharmaceutical & medicine mfg	120	807	3 180	5	1	—	1	2	1	—	—	—	—
32541	Pharmaceutical & medicine mfg	120	807	3 180	5	1	—	1	2	1	—	—	—	—
3255	Paint, coating & adhesive mfg	140	1 682	6 904	5	—	2	2	—	—	1	—	—	—
32552	Adhesive mfg	(C)	(D)	(D)	3	—	1	1	—	—	1	—	—	—
326	Plastics & rubber products mfg	1 068	7 508	31 502	23	4	1	2	10	4	1	1	—	—
3261	Plastics product mfg	(G)	(D)	(D)	22	4	1	2	9	4	1	1	—	—
32612	Plastics pipe, pipe fitting, & unsupported profile shape mfg	164	1 170	4 833	5	2	—	—	2	1	—	—	—	—
32619	Other plastics product mfg	816	5 783	24 723	14	2	1	2	4	3	1	1	—	—
326199	All other plastics product mfg	816	5 783	24 723	14	2	1	2	4	3	1	1	—	—
327	Nonmetallic mineral product mfg	335	2 696	12 446	14	4	3	4	1	1	1	—	—	—
3272	Glass & glass product mfg	139	1 091	4 895	5	1	1	1	1	1	—	—	—	—
32721	Glass & glass product mfg	139	1 091	4 895	5	1	1	1	1	1	—	—	—	—
3273	Cement & concrete product mfg	(C)	(D)	(D)	7	1	2	3	—	—	1	—	—	—
32732	Ready-mix concrete mfg	(C)	(D)	(D)	3	—	2	—	—	—	1	—	—	—
331	Primary metal mfg	(F)	(D)	(D)	8	2	1	1	2	1	—	—	1	—
3313	Alumina & aluminum production & processing	(F)	(D)	(D)	3	—	—	1	1	—	—	—	1	—
33131	Alumina & aluminum production & processing	(F)	(D)	(D)	3	—	—	1	1	—	—	—	1	—
332	Fabricated metal product mfg	1 274	10 046	44 459	84	42	16	5	15	4	2	—	—	—
3323	Architectural & structural metals mfg	542	4 344	19 167	27	10	4	2	9	1	1	—	—	—
33231	Plate work & fabricated structural prod mfg	192	1 485	5 801	14	6	2	—	6	—	—	—	—	—
33232	Ornamental & architectural metal prod mfg	350	2 859	13 366	13	4	2	2	3	1	1	—	—	—
332322	Sheet metal work mfg	315	2 633	12 416	8	1	1	2	2	1	1	—	—	—
3327	Mach shops, turn prod, screw, nut, bolt mfg	398	3 349	13 757	39	20	12	3	3	—	1	—	—	—
33271	Machine shops	(E)	(D)	(D)	37	20	11	3	2	—	1	—	—	—
3329	Other fabricated metal product mfg	(C)	(D)	(D)	10	8	—	—	1	1	—	—	—	—

Note: Employment-size classes are indicated as follows: A—0 to 19; B—20 to 99; C—100 to 249; E—250 to 499; F—500 to 999; G—1,000 to 2,499; H—2,500 to 4,999; I—5,000 to 9,999; J—10,000 to 24,999; K—25,000 to 49,999; L—50,000 to 99,999; M—100,000 or more.

**Table 6. Counties—Employees, Payroll, and Establishments by Industry: 1999—Con.**

[Excludes most government employees, railroad employees, and self-employed persons. Size class 1 to 4 includes establishments with payroll, but no employees, during mid-March pay period. (D) denotes figures withheld to avoid disclosing data for individual companies; the data are included in broader industry totals. Detailed industries with 100 or more employees are shown if industry was not a (D). For explanation of terms, abbreviations, and data reliability/comparability, see introductory text]

NAICS code	Industry	Number of employees for week including March 12	Payroll (\$1,000)		Total number of establishments	Number of establishments by employment-size class								
			First quarter	Annual		1 to 4	5 to 9	10 to 19	20 to 49	50 to 99	100 to 249	250 to 499	500 to 999	1,000 or more
<b>CLARK—Con.</b>														
<b>31-33 Manufacturing—Con.</b>														
333	Machinery mfg .....	1 264	12 274	50 800	40	13	11	6	5	1	3	1	-	-
3332	Industrial machinery mfg .....	575	5 909	24 987	9	1	4	1	1	1	-	1	-	-
33329	Other industrial machinery mfg .....	559	5 840	24 659	6	-	2	1	1	1	-	1	-	-
3333	Commercial & service industry machinery mfg ..	265	2 004	8 855	4	1	-	1	1	-	1	-	-	-
33331	Commercial & service industry machinery mfg .....	265	2 004	8 855	4	1	-	1	1	-	1	-	-	-
3334	HVAC & commercial refrigeration equipment mfg .....	(C)	(D)	(D)	2	1	-	-	-	-	1	-	-	-
33341	HVAC & commercial refrigeration equipment mfg .....	(C)	(D)	(D)	2	1	-	-	-	-	1	-	-	-
3339	Other general purpose machinery mfg .....	268	2 977	11 955	14	2	5	3	3	-	1	-	-	-
33391	Pump & compressor mfg .....	(C)	(D)	(D)	3	-	-	1	1	-	1	-	-	-
334	Computer & electronic product mfg .....	5 484	62 118	236 431	27	9	4	3	2	1	3	-	3	2
3341	Computer & peripheral equipment mfg .....	(G)	(D)	(D)	1	-	-	-	-	-	-	-	-	1
33411	Computer & peripheral equipment mfg .....	(G)	(D)	(D)	1	-	-	-	-	-	-	-	-	1
3343	Audio & video equipment mfg .....	(F)	(D)	(D)	1	-	-	-	-	-	-	-	1	-
33431	Audio & video equipment mfg .....	(F)	(D)	(D)	1	-	-	-	-	-	-	-	1	-
3344	Semiconductor & oth electronic component mfg .....	3 535	35 380	158 891	11	-	3	1	-	1	3	-	2	1
33441	Semiconductor & oth electronic component mfg .....	3 535	35 380	158 891	11	-	3	1	-	1	3	-	2	1
334413	Semiconductor & related device mfg .....	2 442	24 668	116 452	4	-	-	-	-	1	1	-	1	1
335	Electrical equip, appliance & component mfg .....	193	1 528	6 302	9	3	1	2	2	1	-	-	-	-
3353	Electrical equipment mfg .....	(C)	(D)	(D)	6	2	-	1	2	1	-	-	-	-
33531	Electrical equipment mfg .....	(C)	(D)	(D)	6	2	-	1	2	1	-	-	-	-
335314	Relay & industrial control mfg .....	167	1 361	5 629	5	1	-	1	2	1	-	-	-	-
336	Transportation equipment mfg .....	566	4 359	19 191	10	2	2	2	1	1	2	-	-	-
3362	Motor vehicle body & trailer mfg .....	(C)	(D)	(D)	1	-	-	-	-	-	1	-	-	-
33621	Motor vehicle body & trailer mfg .....	(C)	(D)	(D)	1	-	-	-	-	-	1	-	-	-
3366	Ship & boat building .....	230	1 732	7 122	3	-	-	1	1	-	1	-	-	-
33661	Ship & boat building .....	230	1 732	7 122	3	-	-	1	1	-	1	-	-	-
337	Furniture & related product mfg .....	388	2 500	10 943	31	17	6	3	3	1	1	-	-	-
3371	HH & institutional furniture & kitchen cabinet mfg .....	295	1 952	8 678	24	14	4	2	3	-	1	-	-	-
33711	Wood kitchen cabinet & countertop mfg .....	226	1 673	7 100	17	10	3	2	1	-	1	-	-	-
337110	Wood kitchen cabinet & countertop mfg .....	226	1 673	7 100	17	10	3	2	1	-	1	-	-	-
339	Miscellaneous mfg .....	628	4 024	18 143	49	28	9	7	1	3	1	-	-	-
3391	Medical equipment & supplies mfg .....	215	1 529	6 601	19	10	4	3	-	2	-	-	-	-
33911	Medical equipment & supplies mfg .....	215	1 529	6 601	19	10	4	3	-	2	-	-	-	-
3399	Other miscellaneous mfg .....	413	2 495	11 542	30	18	5	4	1	1	1	-	-	-
33992	Sporting & athletic goods mfg .....	328	1 949	8 804	11	5	2	1	1	1	1	-	-	-
339920	Sporting & athletic goods mfg .....	328	1 949	8 804	11	5	2	1	1	1	1	-	-	-
<b>42</b>	<b>Wholesale trade .....</b>	<b>4 003</b>	<b>38 195</b>	<b>170 767</b>	<b>472</b>	<b>285</b>	<b>91</b>	<b>47</b>	<b>35</b>	<b>11</b>	<b>3</b>	-	-	-
421	Wholesale trade, durable goods .....	2 696	26 740	121 048	365	227	73	32	25	6	2	-	-	-
4211	Motor vehicle, motor vehicle pt & supply whsle ..	139	1 108	4 731	26	18	5	2	1	-	-	-	-	-
42112	Motor vehicle supplies & new parts whsle ....	105	938	4 031	13	7	3	2	1	-	-	-	-	-
421120	Motor vehicle supplies & new parts whsle ..	105	938	4 031	13	7	3	2	1	-	-	-	-	-
4212	Furniture & home furnishing whsle .....	100	811	3 140	12	9	1	1	-	1	-	-	-	-
4213	Lumber & other construction materials whsle ...	229	1 911	9 150	37	27	5	2	2	1	-	-	-	-
42131	Lumber, plywood, millwork & wood panel whsle .....	111	1 135	4 796	21	15	4	1	1	-	-	-	-	-
421310	Lumber, plywood, millwork & wood panel whsle .....	111	1 135	4 796	21	15	4	1	1	-	-	-	-	-
4214	Professional & commercial equip & supp whsle .	486	5 785	24 005	49	24	12	5	6	2	-	-	-	-
42143	Computer & peripheral equip & software whsle .....	272	3 978	16 624	25	12	7	2	2	2	-	-	-	-
421430	Computer & peripheral equip & software whsle .....	272	3 978	16 624	25	12	7	2	2	2	-	-	-	-
4215	Metal & mineral (except petroleum) whsle .....	131	1 265	4 792	19	10	4	4	1	-	-	-	-	-
42151	Metal service centers & offices whsle .....	131	1 265	4 792	19	10	4	4	1	-	-	-	-	-
421510	Metal service centers & offices whsle .....	131	1 265	4 792	19	10	4	4	1	-	-	-	-	-
4216	Electrical goods whsle .....	484	5 618	32 063	48	29	10	3	4	-	2	-	-	-
42161	Elec equip, wiring supp, const material whsle ..	(C)	(D)	(D)	21	10	5	3	3	-	-	-	-	-
42169	Other electronic parts & equipment whsle ....	297	3 938	24 612	25	17	5	-	1	-	2	-	-	-
421690	Other electronic parts & equipment whsle ..	297	3 938	24 612	25	17	5	-	1	-	2	-	-	-
4217	Hardware, plumb & heating equip & sup whsle..	277	2 593	11 145	32	14	12	2	4	-	-	-	-	-
42171	Hardware whsle .....	120	1 181	5 246	12	4	6	-	2	-	-	-	-	-
421710	Hardware whsle .....	120	1 181	5 246	12	4	6	-	2	-	-	-	-	-
4218	Machinery, equipment & supplies whsle .....	649	6 376	26 497	95	60	20	8	5	2	-	-	-	-
42183	Industrial machinery & equipment whsle .....	328	3 054	13 512	52	38	8	3	1	2	-	-	-	-
421830	Industrial machinery & equipment whsle ....	328	3 054	13 512	52	38	8	3	1	2	-	-	-	-
42184	Industrial supplies whsle .....	164	2 103	7 174	24	11	8	4	1	-	-	-	-	-
421840	Industrial supplies whsle .....	164	2 103	7 174	24	11	8	4	1	-	-	-	-	-
4219	Miscellaneous durable goods whsle .....	201	1 273	5 525	47	36	4	5	2	-	-	-	-	-

Note: Employment-size classes are indicated as follows: A—0 to 19; B—20 to 99; C—100 to 249; E—250 to 499; F—500 to 999; G—1,000 to 2,499; H—2,500 to 4,999; I—5,000 to 9,999; J—10,000 to 24,999; K—25,000 to 49,999; L—50,000 to 99,999; M—100,000 or more.

**Table 6. Counties—Employees, Payroll, and Establishments by Industry: 1999—Con.**

[Excludes most government employees, railroad employees, and self-employed persons. Size class 1 to 4 includes establishments with payroll, but no employees, during mid-March pay period. (D) denotes figures withheld to avoid disclosing data for individual companies; the data are included in broader industry totals. Detailed industries with 100 or more employees are shown if industry was not a (D). For explanation of terms, abbreviations, and data reliability/comparability, see introductory text]

NAICS code	Industry	Number of employees for week including March 12	Payroll (\$1,000)		Total number of establishments	Number of establishments by employment-size class									
			First quarter	Annual		1 to 4	5 to 9	10 to 19	20 to 49	50 to 99	100 to 249	250 to 499	500 to 999	1,000 or more	
<b>CLARK—Con.</b>															
<b>42 Wholesale trade—Con.</b>															
422	Wholesale trade, nondurable goods .....	1 307	11 455	49 719	107	58	18	15	10	5	1	—	—	—	
4222	Drugs & druggists' sundries whsle .....	276	1 966	8 871	9	4	—	—	3	2	—	—	—	—	
42221	Drugs & druggists' sundries whsle .....	276	1 966	8 871	9	4	—	—	3	2	—	—	—	—	
422210	Drugs & druggists' sundries whsle .....	276	1 966	8 871	9	4	—	—	3	2	—	—	—	—	
4224	Grocery & related product whsle .....	492	4 688	20 604	32	15	7	6	2	1	1	—	—	—	
42241	General line grocery whsle .....	(C)	(D)	(D)	3	1	—	1	—	—	1	—	—	—	
42249	Other grocery & related products whsle .....	158	1 364	6 549	13	6	4	1	1	1	—	—	—	—	
422490	Other grocery & related products whsle .....	158	1 364	6 549	13	6	4	1	1	1	—	—	—	—	
4226	Chemical & allied products whsle .....	139	1 392	5 504	15	8	2	2	3	—	—	—	—	—	
4228	Beer, wine, distilled alcoholic beverage whsle ..	158	1 218	5 304	4	1	—	1	—	2	—	—	—	—	
42281	Beer & ale whsle .....	158	1 218	5 304	4	1	—	1	—	2	—	—	—	—	
422810	Beer & ale whsle .....	158	1 218	5 304	4	1	—	1	—	2	—	—	—	—	
44-45	<b>Retail trade .....</b>	<b>13 612</b>	<b>65 359</b>	<b>282 802</b>	<b>906</b>	<b>395</b>	<b>225</b>	<b>146</b>	<b>88</b>	<b>26</b>	<b>20</b>	<b>6</b>	—	—	
441	Motor vehicle & parts dealers .....	1 682	14 176	63 514	96	35	20	22	13	4	1	1	—	—	
4411	Automobile dealers .....	1 019	9 488	43 952	31	13	7	4	4	1	1	—	—	—	
44111	New car dealers .....	931	9 050	41 971	14	3	2	—	3	4	1	1	—	—	
441110	New car dealers .....	931	9 050	41 971	14	3	2	—	3	4	1	1	—	—	
4413	Automotive parts, accessories & tire stores .....	566	3 690	13 866	54	17	11	18	8	—	—	—	—	—	
44131	Automotive parts, accessories & tire stores ..	312	1 395	6 549	35	14	4	14	3	—	—	—	—	—	
441310	Automotive parts, accessories & tire stores ..	312	1 395	6 549	35	14	4	14	3	—	—	—	—	—	
44132	Tire dealers .....	254	2 295	7 317	19	3	7	4	5	—	—	—	—	—	
441320	Tire dealers .....	254	2 295	7 317	19	3	7	4	5	—	—	—	—	—	
442	Furniture & home furnishing stores .....	328	1 548	6 687	50	25	12	11	2	—	—	—	—	—	
4421	Furniture stores .....	176	860	3 870	25	14	2	8	1	—	—	—	—	—	
44211	Furniture stores .....	176	860	3 870	25	14	2	8	1	—	—	—	—	—	
442110	Furniture stores .....	176	860	3 870	25	14	2	8	1	—	—	—	—	—	
4422	Home furnishings stores .....	152	688	2 817	25	11	10	3	1	—	—	—	—	—	
443	Electronics & appliance stores .....	268	1 833	6 304	40	23	12	2	3	—	—	—	—	—	
4431	Electronics & appliance stores .....	268	1 833	6 304	40	23	12	2	3	—	—	—	—	—	
44311	Appliance, TV & all other electronics stores ..	119	656	2 450	22	14	6	1	1	—	—	—	—	—	
44312	Computer & software stores .....	126	1 062	3 354	14	7	5	—	2	—	—	—	—	—	
443120	Computer & software stores .....	126	1 062	3 354	14	7	5	—	2	—	—	—	—	—	
444	Bldg material & garden equip & supp dealers .....	1 158	6 781	31 326	91	44	17	15	11	2	2	—	—	—	
4441	Building material & supplies dealers .....	814	5 390	25 209	67	30	12	12	10	2	1	—	—	—	
44411	Home centers .....	116	524	4 035	3	1	1	—	—	1	—	—	—	—	
444110	Home centers .....	116	524	4 035	3	1	1	—	—	1	—	—	—	—	
44419	Other building material dealers .....	635	4 477	19 460	49	19	8	10	10	2	—	—	—	—	
444190	Other building material dealers .....	635	4 477	19 460	49	19	8	10	10	2	—	—	—	—	
4442	Lawn & garden equip & supplies stores .....	344	1 391	6 117	24	14	5	3	1	—	1	—	—	—	
44422	Nursery & garden centers .....	323	1 297	5 660	18	10	3	3	1	—	1	—	—	—	
444220	Nursery & garden centers .....	323	1 297	5 660	18	10	3	3	1	—	1	—	—	—	
445	Food & beverage stores .....	2 723	12 207	50 475	120	48	26	13	13	13	7	—	—	—	
4451	Grocery stores .....	2 505	11 555	47 399	86	31	17	7	12	12	7	—	—	—	
44511	Grocery (except convenience) stores .....	2 372	11 198	45 729	56	15	5	5	12	12	7	—	—	—	
445110	Grocery (except convenience) stores .....	2 372	11 198	45 729	56	15	5	5	12	12	7	—	—	—	
44512	Convenience stores .....	133	357	1 670	30	16	12	2	—	—	—	—	—	—	
445120	Convenience stores .....	133	357	1 670	30	16	12	2	—	—	—	—	—	—	
4452	Specialty food stores .....	(C)	(D)	(D)	25	12	5	6	1	1	—	—	—	—	
44529	Other specialty food stores .....	154	413	2 031	19	10	3	4	1	1	—	—	—	—	
445299	All other specialty food stores .....	100	173	855	9	5	—	2	1	1	—	—	—	—	
446	Health & personal care stores .....	968	5 031	22 862	67	29	12	8	16	1	1	—	—	—	
4461	Health & personal care stores .....	968	5 031	22 862	67	29	12	8	16	1	1	—	—	—	
44611	Pharmacies & drug stores .....	588	2 042	9 317	27	3	4	4	15	1	—	—	—	—	
446110	Pharmacies & drug stores .....	588	2 042	9 317	27	3	4	4	15	1	—	—	—	—	
44619	Other health & personal care stores .....	289	2 661	12 114	21	14	4	1	—	1	—	—	—	—	
446199	All other health & personal care stores .....	266	2 599	11 886	13	8	2	1	—	1	—	—	—	—	
447	Gasoline stations .....	955	2 970	13 181	117	30	45	35	7	—	—	—	—	—	
4471	Gasoline stations .....	955	2 970	13 181	117	30	45	35	7	—	—	—	—	—	
44711	Gasoline stations with convenience stores ..	699	2 142	9 413	89	23	34	29	3	—	—	—	—	—	
447110	Gasoline stations with convenience stores ..	699	2 142	9 413	89	23	34	29	3	—	—	—	—	—	
44719	Other gasoline stations .....	256	828	3 768	28	7	11	6	4	—	—	—	—	—	
447190	Other gasoline stations .....	256	828	3 768	28	7	11	6	4	—	—	—	—	—	
448	Clothing & clothing accessories stores .....	707	2 466	10 601	71	26	29	11	4	—	1	—	—	—	
4481	Clothing stores .....	575	1 817	7 863	41	10	16	10	4	—	1	—	—	—	
44814	Family clothing stores .....	403	1 392	5 952	12	1	2	4	4	—	1	—	—	—	
448140	Family clothing stores .....	403	1 392	5 952	12	1	2	4	4	—	1	—	—	—	
451	Sporting goods, hobby, book & music stores .....	677	2 825	10 747	61	32	11	8	7	3	—	—	—	—	
4511	Sporting goods, hobby, musical instrument stores .....	444	1 859	6 922	39	21	5	6	5	2	—	—	—	—	
45111	Sporting goods stores .....	195	801	3 249	20	11	3	5	—	1	—	—	—	—	
451110	Sporting goods stores .....	195	801	3 249	20	11	3	5	—	1	—	—	—	—	
45112	Hobby, toy & game stores .....	173	528	2 255	11	5	2	—	3	1	—	—	—	—	
451120	Hobby, toy & game stores .....	173	528	2 255	11	5	2	—	3	1	—	—	—	—	
4512	Book, periodical & music stores .....	233	966	3 825	22	11	6	2	2	1	—	—	—	—	
45121	Book stores & news dealers .....	132	689	2 622	15	10	1	2	2	—	—	—	—	—	
451211	Book stores .....	132	689	2 622	15	10	1	2	2	—	—	—	—	—	
45122	Prerecorded tape, CD & record stores .....	101	277	1 203	7	1	5	—	—	1	—	—	—	—	
451220	Prerecorded tape, CD & record stores .....	101	277	1 203	7	1	5	—	—	1	—	—	—	—	

Note: Employment-size classes are indicated as follows: A—0 to 19; B—20 to 99; C—100 to 249; E—250 to 499; F—500 to 999; G—1,000 to 2,499; H—2,500 to 4,999; I—5,000 to 9,999; J—10,000 to 24,999; K—25,000 to 49,999; L—50,000 to 99,999; M—100,000 or more.

**Table 6. Counties—Employees, Payroll, and Establishments by Industry: 1999—Con.**

[Excludes most government employees, railroad employees, and self-employed persons. Size class 1 to 4 includes establishments with payroll, but no employees, during mid-March pay period. (D) denotes figures withheld to avoid disclosing data for individual companies; the data are included in broader industry totals. Detailed industries with 100 or more employees are shown if industry was not a (D). For explanation of terms, abbreviations, and data reliability/comparability, see introductory text]

NAICS code	Industry	Number of employees for week including March 12	Payroll (\$1,000)		Total number of establishments	Number of establishments by employment-size class									
			First quarter	Annual		1 to 4	5 to 9	10 to 19	20 to 49	50 to 99	100 to 249	250 to 499	500 to 999	1,000 or more	
<b>CLARK—Con.</b>															
<b>44-45 Retail trade—Con.</b>															
452	General merchandise stores	3 027	10 792	48 597	25	2	1	5	3	2	7	5	—	—	
4521	Department stores	1 253	4 449	19 311	7	—	—	—	—	1	5	1	—	—	
45211	Department stores	1 253	4 449	19 311	7	—	—	—	—	1	5	1	—	—	
452110	Department stores	1 253	4 449	19 311	7	—	—	—	—	1	5	1	—	—	
4529	Other general merchandise stores	1 774	6 343	29 286	18	2	1	5	3	1	2	4	—	—	
45291	Warehouse clubs & superstores	(G)	(D)	(D)	8	—	—	—	2	—	2	4	—	—	
45299	All other general merchandise stores	(C)	(D)	(D)	10	2	1	5	1	1	—	—	—	—	
453	Miscellaneous store retailers	812	2 356	10 761	125	73	29	14	8	1	—	—	—	—	
4531	Florists	140	332	1 361	23	11	9	2	1	—	—	—	—	—	
45311	Florists	140	332	1 361	23	11	9	2	1	—	—	—	—	—	
453110	Florists	140	332	1 361	23	11	9	2	1	—	—	—	—	—	
4532	Office supplies, stationery & gift stores	181	459	2 231	29	16	6	5	2	—	—	—	—	—	
45322	Gift, novelty & souvenir stores	120	273	1 378	21	11	4	5	1	—	—	—	—	—	
453220	Gift, novelty & souvenir stores	120	273	1 378	21	11	4	5	1	—	—	—	—	—	
4533	Used merchandise stores	192	586	2 617	24	15	3	3	2	1	—	—	—	—	
45331	Used merchandise stores	192	586	2 617	24	15	3	3	2	1	—	—	—	—	
453310	Used merchandise stores	192	586	2 617	24	15	3	3	2	1	—	—	—	—	
4539	Other miscellaneous store retailers	299	979	4 552	49	31	11	4	3	—	—	—	—	—	
45399	All other miscellaneous store retailers	152	452	2 229	28	20	5	2	1	—	—	—	—	—	
453998	All other misc store retailers (exc tobacco)	147	443	2 201	25	17	5	2	1	—	—	—	—	—	
454	Nonstore retailers	307	2 374	7 747	43	28	11	2	1	—	1	—	—	—	
4541	Electronic shopping & mail-order houses	216	1 839	5 478	18	12	3	1	1	—	1	—	—	—	
45411	Electronic shopping & mail-order houses	216	1 839	5 478	18	12	3	1	1	—	1	—	—	—	
454110	Electronic shopping & mail-order houses	216	1 839	5 478	18	12	3	1	1	—	1	—	—	—	
<b>48-49 Transportation &amp; warehousing</b>															
483	Water transportation	(C)	(D)	(D)	4	3	—	—	—	—	1	—	—	—	
4832	Inland water transportation	(C)	(D)	(D)	2	1	—	—	—	—	1	—	—	—	
48321	Inland water transportation	(C)	(D)	(D)	2	1	—	—	—	—	1	—	—	—	
484	Truck transportation	1 256	7 492	34 328	135	84	15	15	15	5	1	—	—	—	
4841	General freight trucking	834	5 192	22 202	77	47	9	8	7	5	1	—	—	—	
48411	General freight trucking, local	253	1 569	6 753	23	14	4	2	1	2	—	—	—	—	
484110	General freight trucking, local	253	1 569	6 753	23	14	4	2	1	2	—	—	—	—	
48412	General freight trucking, long-distance	581	3 623	15 449	54	33	5	6	6	3	1	—	—	—	
484121	General freight trucking, long-distance, TL	511	3 192	13 630	48	29	5	5	6	2	1	—	—	—	
4842	Specialized freight trucking	422	2 300	12 126	58	37	6	7	8	—	—	—	—	—	
48421	Used household & office goods moving	126	642	3 479	12	6	2	1	3	—	—	—	—	—	
484210	Used household & office goods moving	126	642	3 479	12	6	2	1	3	—	—	—	—	—	
48422	Specialized freight (exc used) trucking, local	171	838	4 658	36	27	3	4	2	—	—	—	—	—	
484220	Specialized freight (exc used) trucking, local	171	838	4 658	36	27	3	4	2	—	—	—	—	—	
48423	Specialized freight (exc used) trucking, LDist	125	820	3 989	10	4	1	2	3	—	—	—	—	—	
484230	Specialized freight (exc used) trucking, LDist	125	820	3 989	10	4	1	2	3	—	—	—	—	—	
485	Transit & ground passenger transportation	275	1 040	3 777	9	2	2	1	2	1	1	—	—	—	
4854	School & employee bus transportation	(C)	(D)	(D)	1	—	—	—	—	—	1	—	—	—	
48541	School & employee bus transportation	(C)	(D)	(D)	1	—	—	—	—	—	1	—	—	—	
488	Transportation support activities	310	2 698	11 638	54	30	11	12	1	—	—	—	—	—	
4884	Road transportation support activities	(C)	(D)	(D)	12	3	3	6	—	—	—	—	—	—	
48841	Motor vehicle towing	101	472	1 868	10	2	3	5	—	—	—	—	—	—	
488410	Motor vehicle towing	101	472	1 868	10	2	3	5	—	—	—	—	—	—	
4885	Freight transportation arrangement	125	1 087	5 310	26	14	8	4	—	—	—	—	—	—	
48851	Freight transportation arrangement	125	1 087	5 310	26	14	8	4	—	—	—	—	—	—	
488510	Freight transportation arrangement	125	1 087	5 310	26	14	8	4	—	—	—	—	—	—	
<b>51 Information</b>															
511	Publishing industries	517	7 538	33 431	31	17	3	3	6	1	1	—	—	—	
5111	Newspaper, periodical, book, database publishers	192	3 963	16 163	16	11	—	2	2	1	—	—	—	—	
51111	Newspaper publishers	(C)	(D)	(D)	6	4	—	—	1	1	—	—	—	—	
5112	Software publishers	325	3 575	17 268	15	6	3	1	4	—	1	—	—	—	
51121	Software publishers	325	3 575	17 268	15	6	3	1	4	—	1	—	—	—	
511210	Software publishers	325	3 575	17 268	15	6	3	1	4	—	1	—	—	—	
512	Motion picture & sound recording industries	268	523	1 577	15	7	1	3	2	2	—	—	—	—	
5121	Motion picture & video industries	(E)	(D)	(D)	14	7	—	3	2	2	—	—	—	—	
51213	Motion picture & video exhibition	(C)	(D)	(D)	9	2	—	3	2	2	—	—	—	—	
513	Broadcasting & telecommunications	2 214	20 743	89 714	57	29	6	11	3	2	3	2	1	—	
5132	Cable networks & program distribution	(C)	(D)	(D)	6	5	—	—	—	—	1	—	—	—	
51322	Cable & other program distribution	(C)	(D)	(D)	6	5	—	—	—	—	1	—	—	—	
5133	Telecommunications	2 031	19 625	83 321	48	23	5	10	3	2	2	2	1	—	
51331	Wired telecommunications carriers	1 592	15 457	57 686	34	15	3	7	3	2	2	1	1	—	
513310	Wired telecommunications carriers	1 592	15 457	57 686	34	15	3	7	3	2	2	1	1	—	
51333	Telecommunications resellers	(E)	(D)	(D)	7	4	2	—	—	—	—	1	—	—	
514	Information & data processing services	186	1 542	6 022	14	7	3	1	2	1	—	—	—	—	
5142	Data processing services	173	1 458	5 437	8	3	1	1	2	1	—	—	—	—	
51421	Data processing services	173	1 458	5 437	8	3	1	1	2	1	—	—	—	—	
514210	Data processing services	173	1 458	5 437	8	3	1	1	2	1	—	—	—	—	

Note: Employment-size classes are indicated as follows: A—0 to 19; B—20 to 99; C—100 to 249; E—250 to 499; F—500 to 999; G—1,000 to 2,499; H—2,500 to 4,999; I—5,000 to 9,999; J—10,000 to 24,999; K—25,000 to 49,999; L—50,000 to 99,999; M—100,000 or more.

**Table 6. Counties—Employees, Payroll, and Establishments by Industry: 1999—Con.**

[Excludes most government employees, railroad employees, and self-employed persons. Size class 1 to 4 includes establishments with payroll, but no employees, during mid-March pay period. (D) denotes figures withheld to avoid disclosing data for individual companies; the data are included in broader industry totals. Detailed industries with 100 or more employees are shown if industry was not a (D). For explanation of terms, abbreviations, and data reliability/comparability, see introductory text]

NAICS code	Industry	Number of employees for week including March 12	Payroll (\$1,000)		Total number of establishments	Number of establishments by employment-size class									
			First quarter	Annual		1 to 4	5 to 9	10 to 19	20 to 49	50 to 99	100 to 249	250 to 499	500 to 999	1,000 or more	
<b>CLARK—Con.</b>															
<b>52</b>	<b>Finance &amp; insurance</b>	<b>3 432</b>	<b>30 625</b>	<b>120 969</b>	<b>505</b>	<b>308</b>	<b>95</b>	<b>69</b>	<b>26</b>	<b>7</b>	—	—	—	—	
522	Credit intermediation & related activities	2 415	21 524	83 984	255	105	70	55	20	5	—	—	—	—	
5221	Depository credit intermediation	1 668	13 349	52 627	150	47	41	44	14	4	—	—	—	—	
52211	Commercial banking	786	6 906	23 996	84	31	22	23	7	1	—	—	—	—	
522110	Commercial banking	786	6 906	23 996	84	31	22	23	7	1	—	—	—	—	
52212	Savings institutions	364	2 926	14 149	32	7	13	10	—	2	—	—	—	—	
522120	Savings institutions	364	2 926	14 149	32	7	13	10	—	2	—	—	—	—	
52213	Credit unions	518	3 517	14 482	34	9	6	11	7	1	—	—	—	—	
522130	Credit unions	518	3 517	14 482	34	9	6	11	7	1	—	—	—	—	
5222	Nondepository credit intermediation	543	6 091	23 533	72	40	20	8	3	1	—	—	—	—	
52229	Other nondepository credit intermediation	476	5 257	18 244	61	33	18	7	2	1	—	—	—	—	
522292	Real estate credit	413	4 700	16 047	46	21	16	6	2	1	—	—	—	—	
5223	Activities related to credit intermediation	204	2 084	7 824	33	18	9	3	3	—	—	—	—	—	
52231	Mortgage & nonmortgage brokers	172	1 818	6 597	25	13	7	2	3	—	—	—	—	—	
522310	Mortgage & nonmortgage brokers	172	1 818	6 597	25	13	7	2	3	—	—	—	—	—	
523	Security, commodity contracts & like activity	(C)	(D)	(D)	60	53	4	2	1	—	—	—	—	—	
5231	Securities & commodity contracts intermed & brokerage	111	1 365	6 131	40	36	3	—	1	—	—	—	—	—	
52312	Securities brokerage	100	1 237	5 490	36	32	3	—	1	—	—	—	—	—	
523120	Securities brokerage	100	1 237	5 490	36	32	3	—	1	—	—	—	—	—	
524	Insurance carriers & related activities	823	7 177	28 204	188	150	19	12	5	2	—	—	—	—	
5241	Insurance carriers	381	3 899	14 992	52	39	3	5	3	2	—	—	—	—	
52411	Direct life, health, medical insurance carriers	126	1 384	5 794	10	7	—	1	1	1	—	—	—	—	
52412	Other direct insurance carriers	255	2 515	9 198	42	32	3	4	2	1	—	—	—	—	
524126	Direct property & casualty insurance carriers	106	1 073	4 255	37	32	1	4	—	—	—	—	—	—	
524127	Direct title insurance carriers	149	1 442	4 943	5	—	2	—	2	1	—	—	—	—	
5242	Agencies & other insurance related activities	442	3 278	13 212	136	111	16	7	2	—	—	—	—	—	
52421	Insurance agencies & brokerages	429	3 182	12 833	125	100	16	7	2	—	—	—	—	—	
524210	Insurance agencies & brokerages	429	3 182	12 833	125	100	16	7	2	—	—	—	—	—	
<b>53</b>	<b>Real estate &amp; rental &amp; leasing</b>	<b>2 075</b>	<b>11 601</b>	<b>52 460</b>	<b>381</b>	<b>263</b>	<b>73</b>	<b>30</b>	<b>8</b>	<b>6</b>	<b>1</b>	—	—	—	
531	Real estate	1 443	8 091	33 729	306	230	48	19	4	4	1	—	—	—	
5311	Lessors of real estate	702	3 333	14 297	155	116	25	9	3	2	—	—	—	—	
53111	Lessors of residential buildings & dwellings	430	1 404	6 502	87	57	21	6	2	1	—	—	—	—	
531110	Lessors of residential buildings & dwellings	430	1 404	6 502	87	57	21	6	2	1	—	—	—	—	
531112	Lessors of nonres bldg (exc miniwarehouses)	214	1 701	6 908	42	35	2	3	1	1	—	—	—	—	
531120	Lessors of nonres bldg (exc miniwarehouses)	214	1 701	6 908	42	35	2	3	1	1	—	—	—	—	
5312	Offices of real estate agents & brokers	204	1 571	5 891	82	67	14	1	—	—	—	—	—	—	
53121	Offices of real estate agents & brokers	204	1 571	5 891	82	67	14	1	—	—	—	—	—	—	
531210	Offices of real estate agents & brokers	204	1 571	5 891	82	67	14	1	—	—	—	—	—	—	
5313	Activities related to real estate	537	3 187	13 541	69	47	9	9	1	2	1	—	—	—	
53131	Real estate property managers	443	2 305	9 972	32	17	2	9	1	2	1	—	—	—	
531311	Residential property managers	257	1 433	6 199	22	11	2	6	1	2	—	—	—	—	
531312	Nonresidential property managers	186	872	3 773	10	6	—	3	—	—	1	—	—	—	
532	Rental & leasing services	(F)	(D)	(D)	72	32	24	11	4	1	—	—	—	—	
5322	Consumer goods rental	384	1 219	4 923	40	14	16	6	3	1	—	—	—	—	
53223	Video tape & disc rental	279	598	2 460	31	9	13	6	3	—	—	—	—	—	
532230	Video tape & disc rental	279	598	2 460	31	9	13	6	3	—	—	—	—	—	
<b>54</b>	<b>Professional, scientific &amp; technical services</b>	<b>3 808</b>	<b>30 485</b>	<b>139 488</b>	<b>690</b>	<b>492</b>	<b>113</b>	<b>53</b>	<b>23</b>	<b>7</b>	<b>1</b>	<b>1</b>	—	—	
541	Professional, scientific & technical services	3 808	30 485	139 488	690	492	113	53	23	7	1	1	—	—	
5411	Legal services	568	5 218	22 241	117	80	25	7	4	1	—	—	—	—	
54111	Offices of lawyers	508	4 899	21 027	110	78	22	6	3	1	—	—	—	—	
541110	Offices of lawyers	508	4 899	21 027	110	78	22	6	3	1	—	—	—	—	
5412	Accounting, tax prep, bookkeep, payroll services	795	3 294	14 047	122	92	21	5	2	1	—	1	—	—	
54121	Accounting, tax prep, bookkeep, payroll services	795	3 294	14 047	122	92	21	5	2	1	—	1	—	—	
541211	Offices of certified public accountants	221	1 511	6 949	54	37	12	4	1	—	—	—	—	—	
541219	Other accounting services	107	410	1 753	53	48	5	—	—	—	—	—	—	—	
5413	Architectural, engineering & related services	842	8 111	39 109	121	81	20	9	9	1	—	—	—	—	
54133	Engineering services	460	4 727	22 792	74	50	10	8	5	1	—	—	—	—	
541330	Engineering services	460	4 727	22 792	74	50	10	8	5	1	—	—	—	—	
54138	Testing laboratories	(C)	(D)	(D)	4	2	1	—	—	—	1	—	—	—	
5415	Computer systems design & related services	599	7 695	37 324	111	80	17	7	5	2	—	—	—	—	
54151	Computer systems design & related services	599	7 695	37 324	111	80	17	7	5	2	—	—	—	—	
541511	Custom computer programming services	233	3 262	17 650	56	42	8	4	1	1	—	—	—	—	
541512	Computer systems design services	271	3 208	13 953	34	23	5	2	3	1	—	—	—	—	
5416	Management, sci & tech consulting services	314	3 199	12 387	96	83	7	5	—	1	—	—	—	—	
54161	Management consulting services	260	2 667	10 257	75	65	5	4	—	1	—	—	—	—	
5419	Other professional, scientific, technical services	556	2 120	10 683	78	42	15	7	3	1	—	—	—	—	
54193	Translation & interpretation services	(C)	(D)	(D)	4	1	—	1	1	1	—	—	—	—	
54194	Veterinary services	273	1 089	4 851	32	9	8	14	1	—	—	—	—	—	
541940	Veterinary services	273	1 089	4 851	32	9	8	14	1	—	—	—	—	—	
<b>55</b>	<b>Management of companies &amp; enterprises</b>	<b>1 117</b>	<b>20 903</b>	<b>65 027</b>	<b>35</b>	<b>11</b>	<b>9</b>	<b>6</b>	<b>1</b>	<b>5</b>	<b>2</b>	<b>1</b>	—	—	
551	Management of companies & enterprises	1 117	20 903	65 027	35	11	9	6	1	5	2	1	—	—	
5511	Management of companies & enterprises	1 117	20 903	65 027	35	11	9	6	1	5	2	1	—	—	
55111	Management of companies & enterprises	1 117	20 903	65 027	35	11	9	6	1	5	2	1	—	—	
551114	Corp, subsidiary & regional managing offices	1 034	19 753	59 713	30	9	8	5	1	4	2	1	—	—	

Note: Employment-size classes are indicated as follows: A—0 to 19; B—20 to 99; C—100 to 249; E—250 to 499; F—500 to 999; G—1,000 to 2,499; H—2,500 to 4,999; I—5,000 to 9,999; J—10,000 to 24,999; K—25,000 to 49,999; L—50,000 to 99,999; M—100,000 or more.



**Table 6. Counties—Employees, Payroll, and Establishments by Industry: 1999—Con.**

[Excludes most government employees, railroad employees, and self-employed persons. Size class 1 to 4 includes establishments with payroll, but no employees, during mid-March pay period. (D) denotes figures withheld to avoid disclosing data for individual companies; the data are included in broader industry totals. Detailed industries with 100 or more employees are shown if industry was not a (D). For explanation of terms, abbreviations, and data reliability/comparability, see introductory text]

NAICS code	Industry	Number of employees for week including March 12	Payroll (\$1,000)		Total number of establishments	Number of establishments by employment-size class									
			First quarter	Annual		1 to 4	5 to 9	10 to 19	20 to 49	50 to 99	100 to 249	250 to 499	500 to 999	1,000 or more	
<b>CLARK—Con.</b>															
<b>56</b>	<b>Admin, support, waste mgt, remediation services</b>	<b>5 285</b>	<b>20 731</b>	<b>95 692</b>	<b>429</b>	<b>279</b>	<b>67</b>	<b>37</b>	<b>20</b>	<b>13</b>	<b>12</b>	—	<b>1</b>	—	
561	Administrative & support services	5 014	18 990	87 700	408	266	66	35	17	11	12	—	1	—	
5611	Office administrative services	144	946	4 306	19	12	1	4	2	—	—	—	—	—	
56111	Office administrative services	144	946	4 306	19	12	1	4	2	—	—	—	—	—	
561110	Office administrative services	144	946	4 306	19	12	1	4	2	—	—	—	—	—	
5613	Employment services	2 345	7 612	35 874	35	14	1	2	3	6	8	—	1	—	
56132	Temporary help services	(G)	(D)	(D)	28	8	—	2	3	6	8	—	—	—	
56133	Employee leasing services	(F)	(D)	(D)	2	1	—	—	—	—	—	—	1	—	
5614	Business support services	265	1 276	5 138	46	31	5	5	5	—	—	—	—	—	
56144	Collection agencies	104	586	2 466	8	3	1	1	3	—	—	—	—	—	
561440	Collection agencies	104	586	2 466	8	3	1	1	3	—	—	—	—	—	
5615	Travel arrangement & reservation services	(C)	(D)	(D)	34	18	13	3	—	—	—	—	—	—	
56151	Travel agencies	(C)	(D)	(D)	30	17	11	2	—	—	—	—	—	—	
5616	Investigation & security services	608	2 713	12 021	31	18	1	6	2	2	2	—	—	—	
56161	Investigation, guard & armored car services	537	2 276	10 175	19	10	—	4	1	2	2	—	—	—	
561612	Security guards & patrol services	418	1 729	7 617	10	5	—	1	1	1	2	—	—	—	
5617	Services to buildings & dwellings	1 195	4 337	21 367	214	157	38	12	3	3	1	—	—	—	
56171	Exterminating & pest control services	125	464	2 446	8	3	2	2	—	1	—	—	—	—	
561710	Exterminating & pest control services	125	464	2 446	8	3	2	2	—	1	—	—	—	—	
56172	Janitorial services	683	2 260	10 080	91	71	11	4	2	2	1	—	—	—	
561720	Janitorial services	683	2 260	10 080	91	71	11	4	2	2	1	—	—	—	
56173	Landscaping services	307	1 235	7 185	89	64	20	4	1	—	—	—	—	—	
561730	Landscaping services	307	1 235	7 185	89	64	20	4	1	—	—	—	—	—	
5619	Other support services	272	1 017	4 402	27	15	7	3	1	—	1	—	—	—	
56199	All other support services	227	764	3 240	22	13	6	1	1	—	1	—	—	—	
561990	All other support services	227	764	3 240	22	13	6	1	1	—	1	—	—	—	
562	Waste management & remediation services	271	1 741	7 992	21	13	1	2	3	2	—	—	—	—	
5621	Waste collection	105	756	3 644	9	7	—	—	1	1	—	—	—	—	
56211	Waste collection	105	756	3 644	9	7	—	—	1	1	—	—	—	—	
5629	Remediation & oth waste management services	(C)	(D)	(D)	10	5	—	2	2	1	—	—	—	—	
56291	Remediation services	122	694	3 228	4	—	—	2	1	1	—	—	—	—	
562910	Remediation services	122	694	3 228	4	—	—	2	1	1	—	—	—	—	
<b>61</b>	<b>Educational services</b>	<b>762</b>	<b>3 636</b>	<b>15 567</b>	<b>75</b>	<b>41</b>	<b>13</b>	<b>8</b>	<b>10</b>	<b>3</b>	—	—	—	—	
611	Educational services	762	3 636	15 567	75	41	13	8	10	3	—	—	—	—	
6111	Elementary & secondary schools	366	1 399	5 489	19	4	4	5	4	2	—	—	—	—	
61111	Elementary & secondary schools	366	1 399	5 489	19	4	4	5	4	2	—	—	—	—	
611110	Elementary & secondary schools	366	1 399	5 489	19	4	4	5	4	2	—	—	—	—	
6115	Technical & trade schools	135	556	2 308	12	6	1	3	2	—	—	—	—	—	
61151	Technical & trade schools	135	556	2 308	12	6	1	3	2	—	—	—	—	—	
6116	Other schools & instruction	188	1 330	6 159	28	19	6	—	2	1	—	—	—	—	
61169	All other schools & instruction	117	1 150	5 294	9	4	3	—	1	1	—	—	—	—	
<b>62</b>	<b>Health care and social assistance</b>	<b>11 556</b>	<b>77 753</b>	<b>365 660</b>	<b>602</b>	<b>292</b>	<b>111</b>	<b>89</b>	<b>67</b>	<b>29</b>	<b>10</b>	<b>2</b>	<b>1</b>	<b>1</b>	
621	Ambulatory health care services	4 567	38 809	174 848	349	161	88	48	36	10	5	—	1	—	
6211	Offices of physicians	1 614	19 554	88 366	82	28	20	11	19	2	1	—	1	—	
62111	Offices of physicians	1 614	19 554	88 366	82	28	20	11	19	2	1	—	1	—	
621111	Offices of physicians (exc mental health)	1 594	19 377	87 677	74	21	19	11	19	2	1	—	1	—	
6212	Offices of dentists	1 049	8 634	39 616	120	35	49	26	9	1	—	—	—	—	
62121	Offices of dentists	1 049	8 634	39 616	120	35	49	26	9	1	—	—	—	—	
621210	Offices of dentists	1 049	8 634	39 616	120	35	49	26	9	1	—	—	—	—	
6213	Offices of other health practitioners	455	2 259	10 185	98	77	13	6	—	2	—	—	—	—	
62134	Offices of PT, OT, speech therapy & audiology	149	909	3 572	12	5	2	4	—	1	—	—	—	—	
621340	Offices of PT, OT, speech therapy & audiology	149	909	3 572	12	5	2	4	—	1	—	—	—	—	
62139	Offices of all other health practitioners	108	389	2 067	13	10	1	4	—	1	—	—	—	—	
6214	Outpatient care centers	812	5 736	26 080	23	12	1	2	3	2	3	—	—	—	
62142	Outpatient mental health, substance abuse ctrs	(C)	(D)	(D)	8	5	—	1	1	1	—	—	—	—	
62149	Other outpatient care centers	698	4 975	21 770	13	5	1	1	2	1	3	—	—	—	
6216	Home health care services	496	1 828	6 976	16	6	1	2	4	2	1	—	—	—	
62161	Home health care services	496	1 828	6 976	16	6	1	2	4	2	1	—	—	—	
621610	Home health care services	496	1 828	6 976	16	6	1	2	4	2	1	—	—	—	
6219	Other ambulatory health care services	(C)	(D)	(D)	8	2	3	1	1	1	—	—	—	—	
62191	Ambulance services	(C)	(D)	(D)	3	—	1	—	1	1	—	—	—	—	
622	Hospitals	(H)	(D)	(D)	3	—	—	—	—	—	—	—	2	—	
6221	General medical & surgical hospitals	(H)	(D)	(D)	2	—	—	—	—	—	—	—	1	—	
62211	General medical & surgical hospitals	(H)	(D)	(D)	2	—	—	—	—	—	—	—	1	—	
6222	Psychiatric & substance abuse hospitals	(E)	(D)	(D)	1	—	—	—	—	—	—	—	1	—	
62221	Psychiatric & substance abuse hospitals	(E)	(D)	(D)	1	—	—	—	—	—	—	—	1	—	
623	Nursing & residential care facilities	2 434	9 983	51 771	112	56	5	14	19	14	4	—	—	—	
6231	Nursing care facilities	1 218	5 762	32 256	27	12	1	—	4	6	4	—	—	—	
62311	Nursing care facilities	1 218	5 762	32 256	27	12	1	—	4	6	4	—	—	—	
623110	Nursing care facilities	1 218	5 762	32 256	27	12	1	—	4	6	4	—	—	—	
6232	Residential mental retardation, health facil	223	900	3 950	14	6	—	2	5	1	—	—	—	—	
62322	Residential mental health, subst abuse facil	137	492	2 008	10	4	—	2	4	—	—	—	—	—	
623220	Residential mental health, subst abuse facil	137	492	2 008	10	4	—	2	4	—	—	—	—	—	

Note: Employment-size classes are indicated as follows: A—0 to 19; B—20 to 99; C—100 to 249; E—250 to 499; F—500 to 999; G—1,000 to 2,499; H—2,500 to 4,999; I—5,000 to 9,999; J—10,000 to 24,999; K—25,000 to 49,999; L—50,000 to 99,999; M—100,000 or more.



**Table 6. Counties—Employees, Payroll, and Establishments by Industry: 1999—Con.**

[Excludes most government employees, railroad employees, and self-employed persons. Size class 1 to 4 includes establishments with payroll, but no employees, during mid-March pay period. (D) denotes figures withheld to avoid disclosing data for individual companies; the data are included in broader industry totals. Detailed industries with 100 or more employees are shown if industry was not a (D). For explanation of terms, abbreviations, and data reliability/comparability, see introductory text]

NAICS code	Industry	Number of employees for week including March 12	Payroll (\$1,000)		Total number of establishments	Number of establishments by employment-size class									
			First quarter	Annual		1 to 4	5 to 9	10 to 19	20 to 49	50 to 99	100 to 249	250 to 499	500 to 999	1,000 or more	
<b>CLARK—Con.</b>															
<b>81</b>	<b>Other services (except public administration)—Con.</b>														
813	Religious, grantmaking, civic, prof & like organizations .....	1 875	6 107	25 636	256	140	68	27	19	—	2	—	—	—	
8131	Religious organizations .....	1 328	3 924	16 537	158	75	52	17	12	—	2	—	—	—	
81311	Religious organizations .....	1 328	3 924	16 537	158	75	52	17	12	—	2	—	—	—	
813110	Religious organizations .....	1 328	3 924	16 537	158	75	52	17	12	—	2	—	—	—	
8134	Civic & social organizations .....	193	491	2 006	17	7	3	2	5	—	—	—	—	—	
81341	Civic & social organizations .....	193	491	2 006	17	7	3	2	5	—	—	—	—	—	
813410	Civic & social organizations .....	193	491	2 006	17	7	3	2	5	—	—	—	—	—	
8139	Business, labor, political, like organizations .....	273	1 148	4 844	62	43	11	7	1	—	—	—	—	—	
81393	Labor unions & similar labor organizations .....	131	333	1 432	25	14	7	3	1	—	—	—	—	—	
813930	Labor unions & similar labor organizations .....	131	333	1 432	25	14	7	3	1	—	—	—	—	—	
<b>95</b>	<b>Auxiliaries (exc corporate, subsidiary &amp; regional mgt) .....</b>	<b>414</b>	<b>5 331</b>	<b>21 334</b>	<b>11</b>	<b>2</b>	<b>4</b>	<b>1</b>	<b>—</b>	<b>2</b>	<b>2</b>	<b>—</b>	<b>—</b>	<b>—</b>	
<b>99</b>	<b>Unclassified establishments .....</b>	<b>(C)</b>	<b>(D)</b>	<b>(D)</b>	<b>162</b>	<b>156</b>	<b>6</b>	<b>—</b>	<b>—</b>	<b>—</b>	<b>—</b>	<b>—</b>	<b>—</b>	<b>—</b>	
<b>COLUMBIA</b>															
	<b>Total .....</b>	<b>735</b>	<b>3 216</b>	<b>19 055</b>	<b>134</b>	<b>96</b>	<b>23</b>	<b>9</b>	<b>4</b>	<b>1</b>	<b>1</b>	<b>—</b>	<b>—</b>	<b>—</b>	
<b>11</b>	<b>Forestry, fishing, hunting, and agriculture support .....</b>	<b>(A)</b>	<b>(D)</b>	<b>(D)</b>	<b>4</b>	<b>3</b>	<b>1</b>	<b>—</b>	<b>—</b>	<b>—</b>	<b>—</b>	<b>—</b>	<b>—</b>	<b>—</b>	
<b>21</b>	<b>Mining .....</b>	<b>(A)</b>	<b>(D)</b>	<b>(D)</b>	<b>1</b>	<b>—</b>	<b>1</b>	<b>—</b>	<b>—</b>	<b>—</b>	<b>—</b>	<b>—</b>	<b>—</b>	<b>—</b>	
<b>22</b>	<b>Utilities .....</b>	<b>(B)</b>	<b>(D)</b>	<b>(D)</b>	<b>1</b>	<b>—</b>	<b>—</b>	<b>—</b>	<b>1</b>	<b>—</b>	<b>—</b>	<b>—</b>	<b>—</b>	<b>—</b>	
<b>23</b>	<b>Construction .....</b>	<b>57</b>	<b>358</b>	<b>2 839</b>	<b>16</b>	<b>12</b>	<b>3</b>	<b>—</b>	<b>1</b>	<b>—</b>	<b>—</b>	<b>—</b>	<b>—</b>	<b>—</b>	
<b>31-33</b>	<b>Manufacturing .....</b>	<b>146</b>	<b>813</b>	<b>7 541</b>	<b>7</b>	<b>2</b>	<b>2</b>	<b>1</b>	<b>1</b>	<b>1</b>	<b>—</b>	<b>—</b>	<b>—</b>	<b>—</b>	
<b>42</b>	<b>Wholesale trade .....</b>	<b>(A)</b>	<b>(D)</b>	<b>(D)</b>	<b>15</b>	<b>15</b>	<b>—</b>	<b>—</b>	<b>—</b>	<b>—</b>	<b>—</b>	<b>—</b>	<b>—</b>	<b>—</b>	
<b>44-45</b>	<b>Retail trade .....</b>	<b>151</b>	<b>561</b>	<b>2 462</b>	<b>26</b>	<b>15</b>	<b>5</b>	<b>5</b>	<b>1</b>	<b>—</b>	<b>—</b>	<b>—</b>	<b>—</b>	<b>—</b>	
<b>48-49</b>	<b>Transportation &amp; warehousing .....</b>	<b>(A)</b>	<b>(D)</b>	<b>(D)</b>	<b>2</b>	<b>1</b>	<b>1</b>	<b>—</b>	<b>—</b>	<b>—</b>	<b>—</b>	<b>—</b>	<b>—</b>	<b>—</b>	
<b>51</b>	<b>Information .....</b>	<b>11</b>	<b>38</b>	<b>216</b>	<b>4</b>	<b>4</b>	<b>—</b>	<b>—</b>	<b>—</b>	<b>—</b>	<b>—</b>	<b>—</b>	<b>—</b>	<b>—</b>	
<b>52</b>	<b>Finance &amp; insurance .....</b>	<b>29</b>	<b>193</b>	<b>639</b>	<b>9</b>	<b>7</b>	<b>1</b>	<b>1</b>	<b>—</b>	<b>—</b>	<b>—</b>	<b>—</b>	<b>—</b>	<b>—</b>	
<b>53</b>	<b>Real estate &amp; rental &amp; leasing .....</b>	<b>(A)</b>	<b>(D)</b>	<b>(D)</b>	<b>2</b>	<b>2</b>	<b>—</b>	<b>—</b>	<b>—</b>	<b>—</b>	<b>—</b>	<b>—</b>	<b>—</b>	<b>—</b>	
<b>54</b>	<b>Professional, scientific &amp; technical services .....</b>	<b>14</b>	<b>62</b>	<b>271</b>	<b>4</b>	<b>3</b>	<b>1</b>	<b>—</b>	<b>—</b>	<b>—</b>	<b>—</b>	<b>—</b>	<b>—</b>	<b>—</b>	
<b>56</b>	<b>Admin, support, waste mgt, remediation services .....</b>	<b>(A)</b>	<b>(D)</b>	<b>(D)</b>	<b>1</b>	<b>1</b>	<b>—</b>	<b>—</b>	<b>—</b>	<b>—</b>	<b>—</b>	<b>—</b>	<b>—</b>	<b>—</b>	
<b>62</b>	<b>Health care and social assistance .....</b>	<b>36</b>	<b>116</b>	<b>602</b>	<b>10</b>	<b>7</b>	<b>3</b>	<b>—</b>	<b>—</b>	<b>—</b>	<b>—</b>	<b>—</b>	<b>—</b>	<b>—</b>	
<b>71</b>	<b>Arts, entertainment &amp; recreation .....</b>	<b>(C)</b>	<b>(D)</b>	<b>(D)</b>	<b>2</b>	<b>1</b>	<b>—</b>	<b>—</b>	<b>—</b>	<b>1</b>	<b>—</b>	<b>—</b>	<b>—</b>	<b>—</b>	
713	Amusement, gambling & recreation industries .....	(C)	(D)	(D)	2	1	—	—	—	1	—	—	—	—	
7139	Other amusement & recreation industries .....	(C)	(D)	(D)	2	1	—	—	—	1	—	—	—	—	
71392	Skiing facilities .....	(C)	(D)	(D)	1	—	—	—	—	1	—	—	—	—	
<b>72</b>	<b>Accommodation &amp; food services .....</b>	<b>(B)</b>	<b>(D)</b>	<b>(D)</b>	<b>12</b>	<b>7</b>	<b>3</b>	<b>2</b>	<b>—</b>	<b>—</b>	<b>—</b>	<b>—</b>	<b>—</b>	<b>—</b>	
<b>81</b>	<b>Other services (except public administration) .....</b>	<b>36</b>	<b>187</b>	<b>736</b>	<b>17</b>	<b>15</b>	<b>2</b>	<b>—</b>	<b>—</b>	<b>—</b>	<b>—</b>	<b>—</b>	<b>—</b>	<b>—</b>	
<b>99</b>	<b>Unclassified establishments .....</b>	<b>(A)</b>	<b>(D)</b>	<b>(D)</b>	<b>1</b>	<b>1</b>	<b>—</b>	<b>—</b>	<b>—</b>	<b>—</b>	<b>—</b>	<b>—</b>	<b>—</b>	<b>—</b>	
<b>COWLITZ</b>															
	<b>Total .....</b>	<b>32 561</b>	<b>225 923</b>	<b>969 499</b>	<b>2 377</b>	<b>1 237</b>	<b>545</b>	<b>302</b>	<b>193</b>	<b>57</b>	<b>31</b>	<b>6</b>	<b>4</b>	<b>2</b>	
<b>11</b>	<b>Forestry, fishing, hunting, and agriculture support .....</b>	<b>1 100</b>	<b>9 347</b>	<b>41 848</b>	<b>95</b>	<b>49</b>	<b>18</b>	<b>16</b>	<b>11</b>	<b>—</b>	<b>—</b>	<b>1</b>	<b>—</b>	<b>—</b>	
113	Forestry and logging .....	949	8 785	39 070	76	38	14	15	8	—	—	1	—	—	
1133	Logging .....	949	8 785	39 070	76	38	14	15	8	—	—	1	—	—	
11331	Logging .....	949	8 785	39 070	76	38	14	15	8	—	—	1	—	—	
113310	Logging .....	949	8 785	39 070	76	38	14	15	8	—	—	1	—	—	
115	Agriculture & forestry support activities .....	151	562	2 778	19	11	4	1	3	—	—	—	—	—	
1153	Forestry support activities .....	118	476	2 261	15	10	2	—	3	—	—	—	—	—	
11531	Forestry support activities .....	118	476	2 261	15	10	2	—	3	—	—	—	—	—	
115310	Forestry support activities .....	118	476	2 261	15	10	2	—	3	—	—	—	—	—	
<b>21</b>	<b>Mining .....</b>	<b>197</b>	<b>1 727</b>	<b>8 405</b>	<b>8</b>	<b>4</b>	<b>1</b>	<b>—</b>	<b>1</b>	<b>2</b>	<b>—</b>	<b>—</b>	<b>—</b>	<b>—</b>	
212	Mining (except oil & gas) .....	(C)	(D)	(D)	7	3	1	—	1	2	—	—	—	—	
2123	Nonmetallic mineral mining & quarrying .....	(C)	(D)	(D)	7	3	1	—	1	2	—	—	—	—	
21231	Stone mining & quarrying .....	(C)	(D)	(D)	5	2	1	—	—	2	—	—	—	—	
<b>22</b>	<b>Utilities .....</b>	<b>(B)</b>	<b>(D)</b>	<b>(D)</b>	<b>4</b>	<b>2</b>	<b>—</b>	<b>1</b>	<b>1</b>	<b>—</b>	<b>—</b>	<b>—</b>	<b>—</b>	<b>—</b>	

Note: Employment-size classes are indicated as follows: A—0 to 19; B—20 to 99; C—100 to 249; E—250 to 499; F—500 to 999; G—1,000 to 2,499; H—2,500 to 4,999; I—5,000 to 9,999; J—10,000 to 24,999; K—25,000 to 49,999; L—50,000 to 99,999; M—100,000 or more.

**Table 6. Counties—Employees, Payroll, and Establishments by Industry: 1999—Con.**

[Excludes most government employees, railroad employees, and self-employed persons. Size class 1 to 4 includes establishments with payroll, but no employees, during mid-March pay period. (D) denotes figures withheld to avoid disclosing data for individual companies; the data are included in broader industry totals. Detailed industries with 100 or more employees are shown if industry was not a (D). For explanation of terms, abbreviations, and data reliability/comparability, see introductory text]

NAICS code	Industry	Number of employees for week including March 12	Payroll (\$1,000)		Total number of establishments	Number of establishments by employment-size class									
			First quarter	Annual		1 to 4	5 to 9	10 to 19	20 to 49	50 to 99	100 to 249	250 to 499	500 to 999	1,000 or more	
<b>COWLITZ—Con.</b>															
<b>23</b>	<b>Construction</b>	<b>3 645</b>	<b>23 852</b>	<b>108 738</b>	<b>314</b>	<b>206</b>	<b>63</b>	<b>25</b>	<b>14</b>	<b>4</b>	<b>1</b>	—	—	<b>1</b>	
233	Building, developing & general contracting	670	3 688	18 863	109	72	24	7	3	3	—	—	—	—	
2332	Residential building construction	(E)	(D)	(D)	90	66	19	3	1	1	—	—	—	—	
23321	Single-family housing construction	358	1 472	6 796	88	65	19	2	1	1	—	—	—	—	
233210	Single-family housing construction	358	1 472	6 796	88	65	19	2	1	1	—	—	—	—	
2333	Nonresidential building construction	277	1 966	10 305	16	5	4	3	2	2	—	—	—	—	
23332	Commercial & institutional bldg construction	238	1 660	8 971	12	4	2	3	1	2	—	—	—	—	
233320	Commercial & institutional bldg construction	238	1 660	8 971	12	4	2	3	1	2	—	—	—	—	
234	Heavy construction	248	2 317	14 520	25	15	4	4	1	—	1	—	—	—	
2349	Other heavy construction	188	2 068	13 198	12	7	2	1	1	—	1	—	—	—	
23493	Industrial nonbuilding structure construction	(C)	(D)	(D)	1	—	—	—	—	—	1	—	—	—	
235	Special trade contractors	2 727	17 847	75 355	180	119	35	14	10	1	—	—	—	1	
2351	Plumbing, heating & AC contractor	2 007	12 579	50 460	27	8	11	4	3	—	—	—	—	1	
23511	Plumbing, heating & AC contractor	2 007	12 579	50 460	27	8	11	4	3	—	—	—	—	1	
235110	Plumbing, heating & AC contractor	2 007	12 579	50 460	27	8	11	4	3	—	—	—	—	1	
2353	Electrical contractors	135	1 469	7 037	18	10	3	2	3	—	—	—	—	—	
23531	Electrical contractors	135	1 469	7 037	18	10	3	2	3	—	—	—	—	—	
235310	Electrical contractors	135	1 469	7 037	18	10	3	2	3	—	—	—	—	—	
2359	Other special trade contractors	220	1 786	7 923	34	24	6	1	2	1	—	—	—	—	
<b>31-33</b>	<b>Manufacturing</b>	<b>7 924</b>	<b>87 783</b>	<b>366 176</b>	<b>124</b>	<b>35</b>	<b>28</b>	<b>17</b>	<b>20</b>	<b>7</b>	<b>11</b>	<b>2</b>	<b>3</b>	<b>1</b>	
321	Wood product mfg	1 692	14 069	57 779	24	8	2	4	—	2	6	2	—	—	
3211	Sawmills & wood preservation	1 152	11 191	46 500	13	4	1	1	—	1	5	1	—	—	
32111	Sawmills & wood preservation	1 152	11 191	46 500	13	4	1	1	—	1	5	1	—	—	
321113	Sawmills	1 152	11 191	46 500	13	4	1	1	—	1	5	1	—	—	
3219	Other wood product mfg	540	2 878	11 279	11	4	1	3	—	1	1	1	—	—	
32191	Millwork	(C)	(D)	(D)	3	—	—	2	—	—	1	—	—	—	
32199	All other wood product mfg	(E)	(D)	(D)	5	3	—	1	—	—	—	1	—	—	
322	Paper mfg	(H)	(D)	(D)	9	—	—	—	3	1	2	—	2	1	
3221	Pulp, paper & paperboard mills	(H)	(D)	(D)	4	—	—	—	—	—	1	—	2	1	
32212	Paper mills	(F)	(D)	(D)	2	—	—	—	—	—	1	—	1	—	
32213	Paperboard mills	(G)	(D)	(D)	2	—	—	—	—	—	—	—	1	1	
3222	Converted paper product mfg	328	2 772	12 800	5	—	—	—	3	1	1	—	—	—	
32221	Paperboard container mfg	(E)	(D)	(D)	4	—	—	—	3	—	1	—	—	—	
323	Printing & related support activities	107	635	2 718	10	1	4	3	2	—	—	—	—	—	
3231	Printing & related support activities	107	635	2 718	10	1	4	3	2	—	—	—	—	—	
32311	Printing	107	635	2 718	10	1	4	3	2	—	—	—	—	—	
325	Chemical mfg	394	6 158	19 258	14	3	6	1	2	1	1	—	—	—	
3251	Basic chemical mfg	379	6 010	18 631	11	2	4	1	2	1	1	—	—	—	
32518	Other basic inorganic chemical mfg	139	2 239	5 570	5	—	2	1	1	1	—	—	—	—	
32519	Other basic organic chemical mfg	(C)	(D)	(D)	4	1	1	—	1	—	1	—	—	—	
331	Primary metal mfg	(F)	(D)	(D)	3	—	—	—	2	—	—	—	1	—	
3313	Alumina & aluminum production & processing	(F)	(D)	(D)	1	—	—	—	—	—	—	—	1	—	
33131	Alumina & aluminum production & processing	(F)	(D)	(D)	1	—	—	—	—	—	—	—	1	—	
332	Fabricated metal product mfg	259	1 889	8 862	17	4	5	2	5	1	—	—	—	—	
3327	Mach shops, turn prod, screw, nut, bolt mfg	133	848	3 533	10	3	3	2	1	1	—	—	—	—	
33271	Machine shops	133	848	3 533	10	3	3	2	1	1	—	—	—	—	
332710	Machine shops	133	848	3 533	10	3	3	2	1	1	—	—	—	—	
333	Machinery mfg	376	3 904	16 249	6	1	1	1	1	1	1	—	—	—	
3331	Ag, construction & mining machinery mfg	(C)	(D)	(D)	3	—	1	—	1	1	—	—	—	—	
3332	Industrial machinery mfg	(C)	(D)	(D)	2	1	—	—	—	—	1	—	—	—	
33321	Sawmill & woodworking machinery mfg	(C)	(D)	(D)	1	—	—	—	—	—	1	—	—	—	
339	Miscellaneous mfg	280	1 593	7 220	11	5	3	1	1	—	1	—	—	—	
3399	Other miscellaneous mfg	265	1 491	6 782	7	3	1	1	1	—	1	—	—	—	
33992	Sporting & athletic goods mfg	(E)	(D)	(D)	4	1	—	1	1	—	1	—	—	—	
<b>42</b>	<b>Wholesale trade</b>	<b>1 118</b>	<b>10 062</b>	<b>44 486</b>	<b>85</b>	<b>35</b>	<b>24</b>	<b>10</b>	<b>12</b>	<b>3</b>	<b>1</b>	—	—	—	
421	Wholesale trade, durable goods	691	6 315	29 348	60	26	18	9	5	1	1	—	—	—	
4215	Metal & mineral (except petroleum) whlse	(C)	(D)	(D)	2	1	—	—	—	—	1	—	—	—	
42151	Metal service centers & offices whlse	(C)	(D)	(D)	2	1	—	—	—	—	1	—	—	—	
4218	Machinery, equipment & supplies whlse	198	1 659	7 148	24	9	8	5	2	—	—	—	—	—	
4219	Miscellaneous durable goods whlse	204	1 426	6 047	13	5	3	1	3	1	—	—	—	—	
42193	Recyclable material whlse	119	609	2 673	5	2	—	1	1	1	—	—	—	—	
421930	Recyclable material whlse	119	609	2 673	5	2	—	1	1	1	—	—	—	—	
422	Wholesale trade, nondurable goods	427	3 747	15 138	25	9	6	1	7	2	—	—	—	—	
4227	Petroleum & petroleum products whlse	161	1 148	4 809	4	1	—	—	1	2	—	—	—	—	
42271	Petroleum bulk stations & terminals	161	1 148	4 809	4	1	—	—	1	2	—	—	—	—	
422710	Petroleum bulk stations & terminals	161	1 148	4 809	4	1	—	—	1	2	—	—	—	—	

Note: Employment-size classes are indicated as follows: A—0 to 19; B—20 to 99; C—100 to 249; E—250 to 499; F—500 to 999; G—1,000 to 2,499; H—2,500 to 4,999; I—5,000 to 9,999; J—10,000 to 24,999; K—25,000 to 49,999; L—50,000 to 99,999; M—100,000 or more.

**Table 6. Counties—Employees, Payroll, and Establishments by Industry: 1999—Con.**

[Excludes most government employees, railroad employees, and self-employed persons. Size class 1 to 4 includes establishments with payroll, but no employees, during mid-March pay period. (D) denotes figures withheld to avoid disclosing data for individual companies; the data are included in broader industry totals. Detailed industries with 100 or more employees are shown if industry was not a (D). For explanation of terms, abbreviations, and data reliability/comparability, see introductory text]

NAICS code	Industry	Number of employees for week including March 12	Payroll (\$1,000)		Total number of establishments	Number of establishments by employment-size class								
			First quarter	Annual		1 to 4	5 to 9	10 to 19	20 to 49	50 to 99	100 to 249	250 to 499	500 to 999	1,000 or more
<b>COWLITZ—Con.</b>														
<b>44-45</b>	<b>Retail trade</b>	<b>4 920</b>	<b>21 942</b>	<b>91 592</b>	<b>394</b>	<b>154</b>	<b>120</b>	<b>78</b>	<b>23</b>	<b>10</b>	<b>7</b>	<b>2</b>	—	—
441	Motor vehicle & parts dealers	817	5 628	24 040	59	18	20	10	8	1	2	—	—	—
4411	Automobile dealers	415	3 090	13 588	18	8	3	1	3	1	2	—	—	—
44111	New car dealers	385	2 878	12 707	7	—	—	1	3	1	2	—	—	—
441110	New car dealers	385	2 878	12 707	7	—	—	1	3	1	2	—	—	—
4413	Automotive parts, accessories & tire stores	336	2 209	8 913	31	6	14	7	4	—	—	—	—	—
44131	Automotive parts, accessories & tire stores	176	870	3 628	20	4	10	5	1	—	—	—	—	—
441310	Automotive parts, accessories & tire stores	176	870	3 628	20	4	10	5	1	—	—	—	—	—
44132	Tire dealers	160	1 339	5 285	11	2	4	2	3	—	—	—	—	—
441320	Tire dealers	160	1 339	5 285	11	2	4	2	3	—	—	—	—	—
442	Furniture & home furnishing stores	125	667	2 655	18	7	7	4	—	—	—	—	—	—
444	Bldg material & garden equip & supp dealers	342	2 283	8 967	39	12	12	12	3	—	—	—	—	—
4441	Building material & supplies dealers	281	2 052	7 861	29	6	9	12	2	—	—	—	—	—
44419	Other building material dealers	201	1 661	6 041	19	4	4	9	2	—	—	—	—	—
444190	Other building material dealers	201	1 661	6 041	19	4	4	9	2	—	—	—	—	—
445	Food & beverage stores	961	4 142	16 855	55	27	11	7	3	3	4	—	—	—
4451	Grocery stores	879	3 858	15 484	35	13	7	5	3	3	4	—	—	—
44511	Grocery (except convenience) stores	823	3 745	14 949	21	5	1	5	3	3	4	—	—	—
445110	Grocery (except convenience) stores	823	3 745	14 949	21	5	1	5	3	3	4	—	—	—
446	Health & personal care stores	190	914	3 698	26	14	6	5	1	—	—	—	—	—
4461	Health & personal care stores	190	914	3 698	26	14	6	5	1	—	—	—	—	—
44611	Pharmacies & drug stores	132	609	2 487	12	4	3	4	1	—	—	—	—	—
446110	Pharmacies & drug stores	132	609	2 487	12	4	3	4	1	—	—	—	—	—
447	Gasoline stations	406	1 174	5 304	41	10	13	14	4	—	—	—	—	—
4471	Gasoline stations	406	1 174	5 304	41	10	13	14	4	—	—	—	—	—
44711	Gasoline stations with convenience stores	357	987	4 441	34	8	11	11	4	—	—	—	—	—
447110	Gasoline stations with convenience stores	357	987	4 441	34	8	11	11	4	—	—	—	—	—
448	Clothing & clothing accessories stores	271	801	3 555	37	12	19	5	—	1	—	—	—	—
4481	Clothing stores	184	437	1 906	24	10	10	3	—	1	—	—	—	—
451	Sporting goods, hobby, book & music stores	165	447	1 945	26	9	12	5	—	—	—	—	—	—
4511	Sporting goods, hobby, musical instrument stores	114	290	1 294	16	5	7	4	—	—	—	—	—	—
452	General merchandise stores	1 159	4 080	17 347	16	2	4	2	—	5	1	2	—	—
4521	Department stores	732	2 554	10 481	6	—	—	—	—	4	1	1	—	—
45211	Department stores	732	2 554	10 481	6	—	—	—	—	4	1	1	—	—
452110	Department stores	732	2 554	10 481	6	—	—	—	—	4	1	1	—	—
4529	Other general merchandise stores	427	1 526	6 866	10	2	4	2	—	1	—	—	—	—
45291	Warehouse clubs & superstores	(E)	(D)	(D)	1	—	—	—	—	—	—	1	—	—
45299	All other general merchandise stores	(C)	(D)	(D)	9	2	4	2	—	1	—	—	—	—
453	Miscellaneous store retailers	352	1 012	4 188	52	28	11	9	4	—	—	—	—	—
4532	Office supplies, stationery & gift stores	129	343	1 490	19	10	5	2	2	—	—	—	—	—
<b>48-49</b>	<b>Transportation &amp; warehousing</b>	<b>1 179</b>	<b>7 693</b>	<b>33 022</b>	<b>109</b>	<b>73</b>	<b>12</b>	<b>11</b>	<b>8</b>	<b>3</b>	<b>1</b>	<b>1</b>	—	—
483	Water transportation	(E)	(D)	(D)	1	—	—	—	—	—	—	1	—	—
4831	Deep sea, coastal & Great Lakes water trans	(E)	(D)	(D)	1	—	—	—	—	—	—	1	—	—
48311	Deep sea, coastal & Great Lakes water trans	(E)	(D)	(D)	1	—	—	—	—	—	—	1	—	—
484	Truck transportation	660	4 604	20 368	80	56	7	7	7	3	—	—	—	—
4841	General freight trucking	230	1 602	7 056	36	27	3	2	3	1	—	—	—	—
48412	General freight trucking, long-distance	205	1 423	6 219	26	19	1	2	3	1	—	—	—	—
484121	General freight trucking, long-distance, TL	136	932	4 090	18	14	—	1	2	1	—	—	—	—
4842	Specialized freight trucking	430	3 002	13 312	44	29	4	5	4	2	—	—	—	—
48422	Specialized freight (exc used) trucking, local	(C)	(D)	(D)	22	18	1	2	1	—	—	—	—	—
48423	Specialized freight (exc used) trucking, LDist	319	2 290	10 110	20	10	2	3	3	2	—	—	—	—
484230	Specialized freight (exc used) trucking, LDist	319	2 290	10 110	20	10	2	3	3	2	—	—	—	—
488	Transportation support activities	164	1 401	5 263	14	8	3	2	—	—	1	—	—	—
4883	Water transportation support activities	126	1 190	4 212	5	3	—	1	—	—	1	—	—	—
48832	Marine cargo handling	(C)	(D)	(D)	2	1	—	—	—	—	1	—	—	—
<b>51</b>	<b>Information</b>	<b>413</b>	<b>2 952</b>	<b>14 518</b>	<b>29</b>	<b>13</b>	<b>6</b>	<b>5</b>	<b>4</b>	—	<b>1</b>	—	—	—
511	Publishing industries	(C)	(D)	(D)	7	3	2	—	1	—	1	—	—	—
5111	Newspaper, periodical, book, database publishers	(C)	(D)	(D)	6	2	2	—	1	—	1	—	—	—
51111	Newspaper publishers	(C)	(D)	(D)	3	1	1	—	—	—	1	—	—	—
513	Broadcasting & telecommunications	156	1 457	6 320	16	8	3	2	3	—	—	—	—	—
<b>52</b>	<b>Finance &amp; insurance</b>	<b>835</b>	<b>6 129</b>	<b>25 746</b>	<b>116</b>	<b>73</b>	<b>26</b>	<b>12</b>	<b>2</b>	<b>2</b>	<b>1</b>	—	—	—
522	Credit intermediation & related activities	635	4 695	18 961	54	21	20	9	1	2	1	—	—	—
5221	Depository credit intermediation	563	4 162	16 818	36	9	15	8	1	2	1	—	—	—
52211	Commercial banking	193	1 483	5 358	17	5	8	3	—	1	—	—	—	—
522110	Commercial banking	193	1 483	5 358	17	5	8	3	—	1	—	—	—	—
52213	Credit unions	309	2 219	9 215	13	3	4	4	—	1	1	—	—	—
522130	Credit unions	309	2 219	9 215	13	3	4	4	—	1	1	—	—	—
524	Insurance carriers & related activities	(C)	(D)	(D)	51	43	5	2	1	—	—	—	—	—
5242	Agencies & other insurance related activities	136	734	3 984	40	33	5	1	1	—	—	—	—	—
52421	Insurance agencies & brokerages	127	675	3 780	36	29	5	1	1	—	—	—	—	—
524210	Insurance agencies & brokerages	127	675	3 780	36	29	5	1	1	—	—	—	—	—

Note: Employment-size classes are indicated as follows: A—0 to 19; B—20 to 99; C—100 to 249; E—250 to 499; F—500 to 999; G—1,000 to 2,499; H—2,500 to 4,999; I—5,000 to 9,999; J—10,000 to 24,999; K—25,000 to 49,999; L—50,000 to 99,999; M—100,000 or more.

**Table 6. Counties—Employees, Payroll, and Establishments by Industry: 1999—Con.**

[Excludes most government employees, railroad employees, and self-employed persons. Size class 1 to 4 includes establishments with payroll, but no employees, during mid-March pay period. (D) denotes figures withheld to avoid disclosing data for individual companies; the data are included in broader industry totals. Detailed industries with 100 or more employees are shown if industry was not a (D). For explanation of terms, abbreviations, and data reliability/comparability, see introductory text]

NAICS code	Industry	Number of employees for week including March 12	Payroll (\$1,000)		Total number of establishments	Number of establishments by employment-size class									
			First quarter	Annual		1 to 4	5 to 9	10 to 19	20 to 49	50 to 99	100 to 249	250 to 499	500 to 999	1,000 or more	
<b>COWLITZ—Con.</b>															
<b>53</b>	<b>Real estate &amp; rental &amp; leasing</b>	<b>435</b>	<b>1 740</b>	<b>7 489</b>	<b>98</b>	<b>69</b>	<b>18</b>	<b>8</b>	<b>3</b>	—	—	—	—	—	
531	Real estate	277	997	4 155	79	63	11	3	2	—	—	—	—	—	
5311	Lessors of real estate	163	434	1 829	44	36	6	—	2	—	—	—	—	—	
532	Rental & leasing services	158	743	3 334	19	6	7	5	1	—	—	—	—	—	
<b>54</b>	<b>Professional, scientific &amp; technical services</b>	<b>816</b>	<b>5 398</b>	<b>21 821</b>	<b>137</b>	<b>97</b>	<b>22</b>	<b>9</b>	<b>8</b>	—	<b>1</b>	—	—	—	
541	Professional, scientific & technical services	816	5 398	21 821	137	97	22	9	8	—	1	—	—	—	
5411	Legal services	198	1 466	6 326	41	29	7	3	2	—	—	—	—	—	
54111	Offices of lawyers	157	1 155	5 065	38	28	7	2	1	—	—	—	—	—	
541110	Offices of lawyers	157	1 155	5 065	38	28	7	2	1	—	—	—	—	—	
5412	Accounting, tax prep, bookkeep, payroll services	160	653	2 660	32	21	7	2	2	—	—	—	—	—	
54121	Accounting, tax prep, bookkeep, payroll services	160	653	2 660	32	21	7	2	2	—	—	—	—	—	
5413	Architectural, engineering & related services	243	2 320	8 709	25	21	1	1	1	—	1	—	—	—	
54138	Testing laboratories	(C)	(D)	(D)	2	1	—	—	—	—	1	—	—	—	
5419	Oth professional, scientific, technical services	102	420	1 962	18	12	2	3	1	—	—	—	—	—	
<b>55</b>	<b>Management of companies &amp; enterprises</b>	<b>76</b>	<b>716</b>	<b>3 255</b>	<b>7</b>	<b>3</b>	<b>2</b>	<b>1</b>	<b>1</b>	—	—	—	—	—	
<b>56</b>	<b>Admin, support, waste mgt, remediation services</b>	<b>1 035</b>	<b>4 364</b>	<b>18 760</b>	<b>100</b>	<b>62</b>	<b>17</b>	<b>10</b>	<b>4</b>	<b>6</b>	<b>1</b>	—	—	—	
561	Administrative & support services	937	3 547	16 065	95	60	17	8	4	5	1	—	—	—	
5613	Employment services	273	1 229	5 433	8	2	1	2	2	—	1	—	—	—	
56132	Temporary help services	257	1 174	5 311	5	—	1	1	2	—	1	—	—	—	
561320	Temporary help services	257	1 174	5 311	5	—	1	1	2	—	1	—	—	—	
5614	Business support services	174	607	2 436	11	6	2	1	—	2	—	—	—	—	
5617	Services to buildings & dwellings	311	974	4 882	53	38	10	3	—	2	—	—	—	—	
56172	Janitorial services	238	773	3 645	24	13	7	2	—	2	—	—	—	—	
561720	Janitorial services	238	773	3 645	24	13	7	2	—	2	—	—	—	—	
<b>61</b>	<b>Educational services</b>	<b>374</b>	<b>1 093</b>	<b>4 482</b>	<b>23</b>	<b>8</b>	<b>8</b>	<b>2</b>	<b>3</b>	<b>2</b>	—	—	—	—	
611	Educational services	374	1 093	4 482	23	8	8	2	3	2	—	—	—	—	
6111	Elementary & secondary schools	259	656	2 628	8	2	1	1	2	2	—	—	—	—	
61111	Elementary & secondary schools	259	656	2 628	8	2	1	1	2	2	—	—	—	—	
611110	Elementary & secondary schools	259	656	2 628	8	2	1	1	2	2	—	—	—	—	
<b>62</b>	<b>Health care and social assistance</b>	<b>3 981</b>	<b>27 624</b>	<b>119 748</b>	<b>213</b>	<b>88</b>	<b>55</b>	<b>34</b>	<b>19</b>	<b>11</b>	<b>5</b>	—	<b>1</b>	—	
621	Ambulatory health care services	1 612	13 615	61 216	127	57	33	21	10	3	3	—	—	—	
6211	Offices of physicians	686	6 595	30 072	43	18	10	7	5	2	1	—	—	—	
62111	Offices of physicians	686	6 595	30 072	43	18	10	7	5	2	1	—	—	—	
621111	Offices of physicians (exc mental health)	683	6 588	30 023	40	15	10	7	5	2	1	—	—	—	
6212	Offices of dentists	221	1 761	7 536	30	9	12	9	—	—	—	—	—	—	
62121	Offices of dentists	221	1 761	7 536	30	9	12	9	—	—	—	—	—	—	
621210	Offices of dentists	221	1 761	7 536	30	9	12	9	—	—	—	—	—	—	
6213	Offices of other health practitioners	(C)	(D)	(D)	36	24	7	4	1	—	—	—	—	—	
6214	Outpatient care centers	310	2 756	12 447	8	2	2	1	2	—	1	—	—	—	
62149	Other outpatient care centers	253	2 239	10 610	5	2	—	1	1	—	1	—	—	—	
6216	Home health care services	(C)	(D)	(D)	4	1	1	—	—	1	1	—	—	—	
62161	Home health care services	(C)	(D)	(D)	4	1	1	—	—	1	1	—	—	—	
622	Hospitals	(F)	(D)	(D)	1	—	—	—	—	—	—	—	1	—	
6221	General medical & surgical hospitals	(F)	(D)	(D)	1	—	—	—	—	—	—	—	1	—	
62211	General medical & surgical hospitals	(F)	(D)	(D)	1	—	—	—	—	—	—	—	1	—	
623	Nursing & residential care facilities	900	3 516	14 835	41	11	10	8	4	7	1	—	—	—	
6231	Nursing care facilities	535	2 272	9 309	11	3	—	1	1	5	1	—	—	—	
62311	Nursing care facilities	535	2 272	9 309	11	3	—	1	1	5	1	—	—	—	
623110	Nursing care facilities	535	2 272	9 309	11	3	—	1	1	5	1	—	—	—	
6232	Residential mental retardation, health facil	(C)	(D)	(D)	11	2	5	3	1	—	—	—	—	—	
6233	Community care facilities for the elderly	201	602	2 818	13	4	3	3	1	2	—	—	—	—	
62331	Community care facilities for the elderly	201	602	2 818	13	4	3	3	1	2	—	—	—	—	
624	Social assistance	(F)	(D)	(D)	44	20	12	5	5	1	1	—	—	—	
6241	Individual & family services	(E)	(D)	(D)	18	6	8	2	1	—	1	—	—	—	
62419	Other individual & family services	188	569	2 354	8	3	2	2	—	—	1	—	—	—	
624190	Other individual & family services	188	569	2 354	8	3	2	2	—	—	1	—	—	—	
6244	Child day care services	192	383	1 579	14	8	2	1	2	1	—	—	—	—	
62441	Child day care services	192	383	1 579	14	8	2	1	2	1	—	—	—	—	
624410	Child day care services	192	383	1 579	14	8	2	1	2	1	—	—	—	—	
<b>71</b>	<b>Arts, entertainment &amp; recreation</b>	<b>273</b>	<b>854</b>	<b>3 622</b>	<b>26</b>	<b>13</b>	<b>3</b>	<b>4</b>	<b>6</b>	—	—	—	—	—	
713	Amusement, gambling & recreation industries	252	803	3 399	21	9	3	3	6	—	—	—	—	—	
7139	Other amusement & recreation industries	(C)	(D)	(D)	19	7	3	3	6	—	—	—	—	—	

Note: Employment-size classes are indicated as follows: A—0 to 19; B—20 to 99; C—100 to 249; E—250 to 499; F—500 to 999; G—1,000 to 2,499; H—2,500 to 4,999; I—5,000 to 9,999; J—10,000 to 24,999; K—25,000 to 49,999; L—50,000 to 99,999; M—100,000 or more.

**Table 6. Counties—Employees, Payroll, and Establishments by Industry: 1999—Con.**

[Excludes most government employees, railroad employees, and self-employed persons. Size class 1 to 4 includes establishments with payroll, but no employees, during mid-March pay period. (D) denotes figures withheld to avoid disclosing data for individual companies; the data are included in broader industry totals. Detailed industries with 100 or more employees are shown if industry was not a (D). For explanation of terms, abbreviations, and data reliability/comparability, see introductory text]

NAICS code	Industry	Number of employees for week including March 12	Payroll (\$1,000)		Total number of establishments	Number of establishments by employment-size class								
			First quarter	Annual		1 to 4	5 to 9	10 to 19	20 to 49	50 to 99	100 to 249	250 to 499	500 to 999	1,000 or more
<b>COWLITZ—Con.</b>														
<b>72</b>	<b>Accommodation &amp; food services</b>	<b>2 876</b>	<b>7 041</b>	<b>31 574</b>	<b>211</b>	<b>68</b>	<b>53</b>	<b>39</b>	<b>44</b>	<b>6</b>	<b>1</b>			
721	Accommodation	250	699	3 018	28	16	5	6	—	1	—	—	—	—
7211	Traveler accommodation	224	633	2 807	23	14	2	6	—	1	—	—	—	—
72111	Hotels (exc casino hotels) & motels	217	616	2 743	20	11	2	6	—	1	—	—	—	—
721110	Hotels (exc casino hotels) & motels	217	616	2 743	20	11	2	6	—	1	—	—	—	—
722	Food services & drinking places	2 626	6 342	28 556	183	52	48	33	44	5	1	—	—	—
7221	Full-service restaurants	1 303	3 419	15 380	75	17	14	18	23	2	1	—	—	—
72211	Full-service restaurants	1 303	3 419	15 380	75	17	14	18	23	2	1	—	—	—
722110	Full-service restaurants	1 303	3 419	15 380	75	17	14	18	23	2	1	—	—	—
7222	Limited-service eating places	1 166	2 531	11 675	75	17	21	14	20	3	—	—	—	—
72221	Limited-service eating places	1 166	2 531	11 675	75	17	21	14	20	3	—	—	—	—
722211	Limited-service restaurants	992	2 243	10 366	55	9	16	8	20	2	—	—	—	—
7224	Drinking places (alcoholic beverages)	138	329	1 267	26	13	11	1	1	—	—	—	—	—
72241	Drinking places (alcoholic beverages)	138	329	1 267	26	13	11	1	1	—	—	—	—	—
722410	Drinking places (alcoholic beverages)	138	329	1 267	26	13	11	1	1	—	—	—	—	—
<b>81</b>	<b>Other services (except public administration)</b>	<b>1 299</b>	<b>4 910</b>	<b>20 835</b>	<b>240</b>	<b>142</b>	<b>68</b>	<b>20</b>	<b>9</b>	<b>1</b>				
811	Repair & maintenance	411	2 283	10 107	89	53	29	5	2	—	—	—	—	—
8111	Automotive repair & maintenance	263	1 390	6 067	60	36	20	4	—	—	—	—	—	—
81111	Automotive mechanical & electrical R&M	149	867	4 028	37	24	11	2	—	—	—	—	—	—
811111	General automotive repair	103	554	2 684	28	18	9	1	—	—	—	—	—	—
812	Personal & laundry services	237	886	3 746	50	29	17	2	2	—	—	—	—	—
8121	Personal care services	135	449	1 861	25	13	9	2	1	—	—	—	—	—
81211	Hair, nail & skin care services	118	403	1 674	20	10	7	2	1	—	—	—	—	—
813	Religious, grantmaking, civic, prof & like organizations	651	1 741	6 982	101	60	22	13	5	1	—	—	—	—
8131	Religious organizations	418	1 053	4 248	62	36	14	8	3	1	—	—	—	—
81311	Religious organizations	418	1 053	4 248	62	36	14	8	3	1	—	—	—	—
813110	Religious organizations	418	1 053	4 248	62	36	14	8	3	1	—	—	—	—
8139	Business, labor, political, like organizations	126	365	1 494	22	15	3	3	1	—	—	—	—	—
81393	Labor unions & similar labor organizations	106	259	1 146	14	7	3	3	1	—	—	—	—	—
813930	Labor unions & similar labor organizations	106	259	1 146	14	7	3	3	1	—	—	—	—	—
<b>95</b>	<b>Auxiliaries (exc corporate, subsidiary &amp; regional mgt)</b>	<b>(A)</b>	<b>(D)</b>	<b>(D)</b>	<b>1</b>	<b>1</b>								
<b>99</b>	<b>Unclassified establishments</b>	<b>(B)</b>	<b>(D)</b>	<b>(D)</b>	<b>43</b>	<b>42</b>	<b>1</b>							
<b>DOUGLAS</b>														
	<b>Total</b>	<b>3 860</b>	<b>18 880</b>	<b>90 233</b>	<b>551</b>	<b>344</b>	<b>111</b>	<b>55</b>	<b>30</b>	<b>7</b>	<b>4</b>			
<b>11</b>	<b>Forestry, fishing, hunting, and agriculture support</b>	<b>(A)</b>	<b>(D)</b>	<b>(D)</b>	<b>5</b>	<b>5</b>								
<b>21</b>	<b>Mining</b>	<b>(A)</b>	<b>(D)</b>	<b>(D)</b>	<b>1</b>	<b>1</b>								
<b>22</b>	<b>Utilities</b>	<b>(B)</b>	<b>(D)</b>	<b>(D)</b>	<b>2</b>	<b>1</b>		<b>1</b>						
<b>23</b>	<b>Construction</b>	<b>382</b>	<b>2 424</b>	<b>15 904</b>	<b>95</b>	<b>71</b>	<b>14</b>	<b>7</b>	<b>3</b>					
233	Building, developing & general contracting	102	750	3 494	37	29	6	2	—	—	—	—	—	—
235	Special trade contractors	202	1 217	6 576	51	40	5	4	2	—	—	—	—	—
<b>31-33</b>	<b>Manufacturing</b>	<b>173</b>	<b>1 630</b>	<b>7 287</b>	<b>12</b>	<b>6</b>	<b>3</b>	<b>1</b>	<b>1</b>	<b>1</b>				
<b>42</b>	<b>Wholesale trade</b>	<b>171</b>	<b>1 188</b>	<b>5 428</b>	<b>28</b>	<b>14</b>	<b>9</b>	<b>2</b>	<b>3</b>					
<b>44-45</b>	<b>Retail trade</b>	<b>1 016</b>	<b>4 859</b>	<b>21 873</b>	<b>93</b>	<b>48</b>	<b>28</b>	<b>7</b>	<b>5</b>	<b>2</b>	<b>3</b>			
445	Food & beverage stores	299	1 324	5 889	12	5	2	2	—	2	1	—	—	—
4451	Grocery stores	(E)	(D)	(D)	9	2	2	2	—	2	1	—	—	—
44511	Grocery (except convenience) stores	293	1 299	5 747	8	1	2	2	—	2	1	—	—	—
445110	Grocery (except convenience) stores	293	1 299	5 747	8	1	2	2	—	2	1	—	—	—
452	General merchandise stores	283	1 524	7 934	5	2	—	—	1	—	2	—	—	—
4521	Department stores	(C)	(D)	(D)	2	1	—	—	—	—	1	—	—	—
45211	Department stores	(C)	(D)	(D)	2	1	—	—	—	—	1	—	—	—
4529	Other general merchandise stores	(C)	(D)	(D)	3	1	—	—	1	—	1	—	—	—
45291	Warehouse clubs & superstores	(C)	(D)	(D)	2	—	—	—	1	—	1	—	—	—
<b>48-49</b>	<b>Transportation &amp; warehousing</b>	<b>115</b>	<b>699</b>	<b>2 871</b>	<b>17</b>	<b>11</b>	<b>3</b>	<b>2</b>	<b>1</b>					
<b>51</b>	<b>Information</b>	<b>(B)</b>	<b>(D)</b>	<b>(D)</b>	<b>3</b>	<b>2</b>								
<b>52</b>	<b>Finance &amp; insurance</b>	<b>161</b>	<b>972</b>	<b>4 118</b>	<b>31</b>	<b>22</b>	<b>4</b>	<b>4</b>	<b>1</b>					
522	Credit intermediation & related activities	(C)	(D)	(D)	14	5	4	4	1	—	—	—	—	—
5221	Depository credit intermediation	(C)	(D)	(D)	12	3	4	4	1	—	—	—	—	—
<b>53</b>	<b>Real estate &amp; rental &amp; leasing</b>	<b>71</b>	<b>284</b>	<b>1 244</b>	<b>17</b>	<b>13</b>	<b>2</b>	<b>1</b>	<b>1</b>					
<b>54</b>	<b>Professional, scientific &amp; technical services</b>	<b>104</b>	<b>742</b>	<b>3 474</b>	<b>27</b>	<b>18</b>	<b>6</b>	<b>3</b>						
541	Professional, scientific & technical services	104	742	3 474	27	18	6	3	—	—	—	—	—	—
<b>55</b>	<b>Management of companies &amp; enterprises</b>	<b>(A)</b>	<b>(D)</b>	<b>(D)</b>	<b>4</b>	<b>3</b>	<b>1</b>							
<b>56</b>	<b>Admin, support, waste mgt, remediation services</b>	<b>98</b>	<b>285</b>	<b>1 384</b>	<b>28</b>	<b>22</b>	<b>4</b>	<b>1</b>	<b>1</b>					
<b>61</b>	<b>Educational services</b>	<b>29</b>	<b>100</b>	<b>490</b>	<b>4</b>	<b>2</b>		<b>2</b>						

Note: Employment-size classes are indicated as follows: A—0 to 19; B—20 to 99; C—100 to 249; E—250 to 499; F—500 to 999; G—1,000 to 2,499; H—2,500 to 4,999; I—5,000 to 9,999; J—10,000 to 24,999; K—25,000 to 49,999; L—50,000 to 99,999; M—100,000 or more.

**Table 6. Counties—Employees, Payroll, and Establishments by Industry: 1999—Con.**

[Excludes most government employees, railroad employees, and self-employed persons. Size class 1 to 4 includes establishments with payroll, but no employees, during mid-March pay period. (D) denotes figures withheld to avoid disclosing data for individual companies; the data are included in broader industry totals. Detailed industries with 100 or more employees are shown if industry was not a (D). For explanation of terms, abbreviations, and data reliability/comparability, see introductory text]

NAICS code	Industry	Number of employees for week including March 12	Payroll (\$1,000)		Total number of establishments	Number of establishments by employment-size class								
			First quarter	Annual		1 to 4	5 to 9	10 to 19	20 to 49	50 to 99	100 to 249	250 to 499	500 to 999	1,000 or more
<b>DOUGLAS—Con.</b>														
<b>62</b>	<b>Health care and social assistance . . . . .</b>	<b>421</b>	<b>2 162</b>	<b>9 345</b>	<b>44</b>	<b>23</b>	<b>12</b>	<b>4</b>	<b>3</b>	<b>1</b>	<b>1</b>	—	—	—
621	Ambulatory health care services . . . . .	202	1 176	5 416	22	8	9	2	2	1	—	—	—	—
623	Nursing & residential care facilities . . . . .	(C)	(D)	(D)	11	7	1	2	—	—	1	—	—	—
6231	Nursing care facilities . . . . .	(C)	(D)	(D)	2	1	—	—	—	—	1	—	—	—
62311	Nursing care facilities . . . . .	(C)	(D)	(D)	2	1	—	—	—	—	1	—	—	—
<b>71</b>	<b>Arts, entertainment &amp; recreation . . . . .</b>	<b>161</b>	<b>717</b>	<b>3 784</b>	<b>10</b>	<b>6</b>	<b>2</b>	—	—	<b>2</b>	—	—	—	—
713	Amusement, gambling & recreation industries . . . . .	(C)	(D)	(D)	9	5	2	—	—	2	—	—	—	—
7139	Other amusement & recreation industries . . . . .	155	708	3 739	7	3	2	—	—	2	—	—	—	—
<b>72</b>	<b>Accommodation &amp; food services . . . . .</b>	<b>655</b>	<b>1 407</b>	<b>6 589</b>	<b>50</b>	<b>14</b>	<b>8</b>	<b>17</b>	<b>10</b>	<b>1</b>	—	—	—	—
722	Food services & drinking places . . . . .	(F)	(D)	(D)	46	11	8	16	10	1	—	—	—	—
7221	Full-service restaurants . . . . .	265	583	3 110	17	3	1	9	3	1	—	—	—	—
72211	Full-service restaurants . . . . .	265	583	3 110	17	3	1	9	3	1	—	—	—	—
722110	Full-service restaurants . . . . .	265	583	3 110	17	3	1	9	3	1	—	—	—	—
7222	Limited-service eating places . . . . .	301	629	2 671	23	5	7	5	6	—	—	—	—	—
72221	Limited-service eating places . . . . .	301	629	2 671	23	5	7	5	6	—	—	—	—	—
<b>81</b>	<b>Other services (except public administration) . . . . .</b>	<b>219</b>	<b>837</b>	<b>3 490</b>	<b>62</b>	<b>44</b>	<b>15</b>	<b>3</b>	—	—	—	—	—	—
813	Religious, grantmaking, civic, prof & like organizations . . . . .	105	262	1 000	27	17	9	1	—	—	—	—	—	—
<b>99</b>	<b>Unclassified establishments . . . . .</b>	<b>7</b>	<b>10</b>	<b>130</b>	<b>18</b>	<b>18</b>	—	—	—	—	—	—	—	—
<b>FERRY</b>														
	<b>Total . . . . .</b>	<b>1 028</b>	<b>6 215</b>	<b>27 030</b>	<b>158</b>	<b>110</b>	<b>27</b>	<b>12</b>	<b>6</b>	<b>2</b>	<b>1</b>	—	—	—
<b>11</b>	<b>Forestry, fishing, hunting, and agriculture support . . . . .</b>	<b>135</b>	<b>1 056</b>	<b>4 684</b>	<b>19</b>	<b>8</b>	<b>8</b>	<b>1</b>	<b>2</b>	—	—	—	—	—
113	Forestry and logging . . . . .	(C)	(D)	(D)	17	8	7	—	2	—	—	—	—	—
1133	Logging . . . . .	(C)	(D)	(D)	17	8	7	—	2	—	—	—	—	—
11331	Logging . . . . .	(C)	(D)	(D)	17	8	7	—	2	—	—	—	—	—
<b>21</b>	<b>Mining . . . . .</b>	<b>(C)</b>	<b>(D)</b>	<b>(D)</b>	<b>3</b>	<b>2</b>	—	—	—	—	<b>1</b>	—	—	—
212	Mining (except oil & gas) . . . . .	(C)	(D)	(D)	2	1	—	—	—	—	1	—	—	—
2122	Metal ore mining . . . . .	(C)	(D)	(D)	2	1	—	—	—	—	1	—	—	—
21222	Gold ore & silver ore mining . . . . .	(C)	(D)	(D)	2	1	—	—	—	—	1	—	—	—
<b>23</b>	<b>Construction . . . . .</b>	<b>(B)</b>	<b>(D)</b>	<b>(D)</b>	<b>17</b>	<b>16</b>	<b>1</b>	—	—	—	—	—	—	—
<b>31-33</b>	<b>Manufacturing . . . . .</b>	<b>157</b>	<b>1 111</b>	<b>4 619</b>	<b>6</b>	—	<b>1</b>	<b>3</b>	<b>1</b>	<b>1</b>	—	—	—	—
321	Wood product mfg . . . . .	(C)	(D)	(D)	3	—	1	—	1	1	—	—	—	—
3211	Sawmills & wood preservation . . . . .	(C)	(D)	(D)	3	—	1	—	1	1	—	—	—	—
32111	Sawmills & wood preservation . . . . .	(C)	(D)	(D)	3	—	1	—	1	1	—	—	—	—
<b>42</b>	<b>Wholesale trade . . . . .</b>	<b>(A)</b>	<b>(D)</b>	<b>(D)</b>	<b>3</b>	<b>3</b>	—	—	—	—	—	—	—	—
<b>44-45</b>	<b>Retail trade . . . . .</b>	<b>223</b>	<b>703</b>	<b>3 172</b>	<b>31</b>	<b>19</b>	<b>5</b>	<b>5</b>	<b>2</b>	—	—	—	—	—
<b>48-49</b>	<b>Transportation &amp; warehousing . . . . .</b>	<b>(B)</b>	<b>(D)</b>	<b>(D)</b>	<b>7</b>	<b>6</b>	—	—	<b>1</b>	—	—	—	—	—
<b>51</b>	<b>Information . . . . .</b>	<b>(A)</b>	<b>(D)</b>	<b>(D)</b>	<b>3</b>	<b>3</b>	—	—	—	—	—	—	—	—
<b>52</b>	<b>Finance &amp; insurance . . . . .</b>	<b>18</b>	<b>77</b>	<b>314</b>	<b>5</b>	<b>3</b>	<b>2</b>	—	—	—	—	—	—	—
<b>53</b>	<b>Real estate &amp; rental &amp; leasing . . . . .</b>	<b>(A)</b>	<b>(D)</b>	<b>(D)</b>	<b>2</b>	<b>2</b>	—	—	—	—	—	—	—	—
<b>54</b>	<b>Professional, scientific &amp; technical services . . . . .</b>	<b>21</b>	<b>65</b>	<b>288</b>	<b>11</b>	<b>11</b>	—	—	—	—	—	—	—	—
<b>56</b>	<b>Admin, support, waste mgt, remediation services . . . . .</b>	<b>(A)</b>	<b>(D)</b>	<b>(D)</b>	<b>3</b>	<b>2</b>	<b>1</b>	—	—	—	—	—	—	—
<b>61</b>	<b>Educational services . . . . .</b>	<b>(A)</b>	<b>(D)</b>	<b>(D)</b>	<b>1</b>	<b>1</b>	—	—	—	—	—	—	—	—
<b>62</b>	<b>Health care and social assistance . . . . .</b>	<b>99</b>	<b>452</b>	<b>1 929</b>	<b>13</b>	<b>10</b>	<b>2</b>	—	—	<b>1</b>	—	—	—	—
<b>71</b>	<b>Arts, entertainment &amp; recreation . . . . .</b>	<b>3</b>	<b>2</b>	<b>54</b>	<b>3</b>	<b>3</b>	—	—	—	—	—	—	—	—
<b>72</b>	<b>Accommodation &amp; food services . . . . .</b>	<b>78</b>	<b>152</b>	<b>826</b>	<b>20</b>	<b>13</b>	<b>5</b>	<b>2</b>	—	—	—	—	—	—
<b>81</b>	<b>Other services (except public administration) . . . . .</b>	<b>25</b>	<b>111</b>	<b>536</b>	<b>7</b>	<b>5</b>	<b>1</b>	<b>1</b>	—	—	—	—	—	—
<b>99</b>	<b>Unclassified establishments . . . . .</b>	<b>(A)</b>	<b>(D)</b>	<b>(D)</b>	<b>4</b>	<b>3</b>	<b>1</b>	—	—	—	—	—	—	—

Note: Employment-size classes are indicated as follows: A—0 to 19; B—20 to 99; C—100 to 249; E—250 to 499; F—500 to 999; G—1,000 to 2,499; H—2,500 to 4,999; I—5,000 to 9,999; J—10,000 to 24,999; K—25,000 to 49,999; L—50,000 to 99,999; M—100,000 or more.



**Table 6. Counties—Employees, Payroll, and Establishments by Industry: 1999—Con.**

[Excludes most government employees, railroad employees, and self-employed persons. Size class 1 to 4 includes establishments with payroll, but no employees, during mid-March pay period. (D) denotes figures withheld to avoid disclosing data for individual companies; the data are included in broader industry totals. Detailed industries with 100 or more employees are shown if industry was not a (D). For explanation of terms, abbreviations, and data reliability/comparability, see introductory text]

NAICS code	Industry	Number of employees for week including March 12	Payroll (\$1,000)		Total number of establishments	Number of establishments by employment-size class									
			First quarter	Annual		1 to 4	5 to 9	10 to 19	20 to 49	50 to 99	100 to 249	250 to 499	500 to 999	1,000 or more	
<b>FRANKLIN</b>															
	<b>Total</b> .....	<b>13 469</b>	<b>78 277</b>	<b>335 496</b>	<b>1 093</b>	<b>545</b>	<b>260</b>	<b>159</b>	<b>93</b>	<b>23</b>	<b>8</b>	<b>2</b>	<b>2</b>	<b>1</b>	
<b>11</b>	<b>Forestry, fishing, hunting, and agriculture support</b> .....	<b>116</b>	<b>352</b>	<b>2 588</b>	<b>18</b>	<b>11</b>	<b>5</b>	<b>—</b>	<b>2</b>	<b>—</b>	<b>—</b>	<b>—</b>	<b>—</b>	<b>—</b>	
115	Agriculture & forestry support activities .....	116	352	2 588	18	11	5	—	2	—	—	—	—	—	
1151	Crop production support activities .....	116	352	2 588	18	11	5	—	2	—	—	—	—	—	
11511	Crop production support activities .....	116	352	2 588	18	11	5	—	2	—	—	—	—	—	
<b>21</b>	<b>Mining</b> .....	<b>(A)</b>	<b>(D)</b>	<b>(D)</b>	<b>2</b>	<b>1</b>	<b>—</b>	<b>1</b>	<b>—</b>	<b>—</b>	<b>—</b>	<b>—</b>	<b>—</b>	<b>—</b>	
<b>22</b>	<b>Utilities</b> .....	<b>(A)</b>	<b>(D)</b>	<b>(D)</b>	<b>3</b>	<b>1</b>	<b>1</b>	<b>1</b>	<b>—</b>	<b>—</b>	<b>—</b>	<b>—</b>	<b>—</b>	<b>—</b>	
<b>23</b>	<b>Construction</b> .....	<b>1 081</b>	<b>8 235</b>	<b>34 819</b>	<b>126</b>	<b>78</b>	<b>22</b>	<b>13</b>	<b>7</b>	<b>5</b>	<b>1</b>	<b>—</b>	<b>—</b>	<b>—</b>	
233	Building, developing & general contracting .....	170	705	2 740	39	30	7	1	—	1	—	—	—	—	
2332	Residential building construction .....	(C)	(D)	(D)	32	25	5	1	—	1	—	—	—	—	
23321	Single-family housing construction .....	149	606	2 372	31	24	5	1	—	1	—	—	—	—	
233210	Single-family housing construction .....	149	606	2 372	31	24	5	1	—	1	—	—	—	—	
234	Heavy construction .....	172	1 723	5 867	10	4	1	4	—	—	1	—	—	—	
2349	Other heavy construction .....	(C)	(D)	(D)	6	2	1	2	—	—	1	—	—	—	
23491	Water, sewer & pipeline construction .....	137	1 513	4 117	4	—	1	2	—	—	1	—	—	—	
234910	Water, sewer & pipeline construction .....	137	1 513	4 117	4	—	1	2	—	—	1	—	—	—	
235	Special trade contractors .....	739	5 807	26 212	77	44	14	8	7	4	—	—	—	—	
2351	Plumbing, heating & AC contractor .....	227	2 075	9 351	12	6	3	—	—	3	—	—	—	—	
23511	Plumbing, heating & AC contractor .....	227	2 075	9 351	12	6	3	—	—	3	—	—	—	—	
235110	Plumbing, heating & AC contractor .....	227	2 075	9 351	12	6	3	—	—	3	—	—	—	—	
2354	Masonry, drywall, insulation, tile contractors .....	(C)	(D)	(D)	10	3	3	1	2	1	—	—	—	—	
2357	Concrete contractors .....	126	671	3 182	10	6	1	1	2	—	—	—	—	—	
23571	Concrete contractors .....	126	671	3 182	10	6	1	1	2	—	—	—	—	—	
235710	Concrete contractors .....	126	671	3 182	10	6	1	1	2	—	—	—	—	—	
<b>31-33</b>	<b>Manufacturing</b> .....	<b>3 237</b>	<b>18 721</b>	<b>82 118</b>	<b>47</b>	<b>19</b>	<b>13</b>	<b>7</b>	<b>3</b>	<b>1</b>	<b>—</b>	<b>2</b>	<b>1</b>	<b>1</b>	
311	Food mfg .....	2 903	16 353	71 973	11	5	—	2	—	—	—	2	1	1	
3114	Fruit & veg preserving & specialty food mfg .....	(G)	(D)	(D)	3	—	—	—	—	—	—	2	1	—	
31141	Frozen food mfg .....	(G)	(D)	(D)	3	—	—	—	—	—	—	2	1	—	
3116	Animal slaughtering & processing .....	(G)	(D)	(D)	3	2	—	—	—	—	—	—	—	1	
31161	Animal slaughtering & processing .....	(G)	(D)	(D)	3	2	—	—	—	—	—	—	—	1	
<b>42</b>	<b>Wholesale trade</b> .....	<b>994</b>	<b>9 173</b>	<b>32 079</b>	<b>93</b>	<b>32</b>	<b>26</b>	<b>19</b>	<b>14</b>	<b>2</b>	<b>—</b>	<b>—</b>	<b>—</b>	<b>—</b>	
421	Wholesale trade, durable goods .....	586	4 787	19 716	54	15	17	13	9	—	—	—	—	—	
4218	Machinery, equipment & supplies whsle .....	396	3 444	13 880	32	7	9	10	6	—	—	—	—	—	
42182	Farm & garden machinery & equipment whsle .....	227	1 947	8 284	13	1	4	4	4	—	—	—	—	—	
421820	Farm & garden machinery & equipment whsle .....	227	1 947	8 284	13	1	4	4	4	—	—	—	—	—	
422	Wholesale trade, nondurable goods .....	408	4 386	12 363	39	17	9	6	5	2	—	—	—	—	
4229	Miscellaneous nondurable goods whsle .....	153	2 618	4 917	13	5	3	1	4	—	—	—	—	—	
42291	Farm supplies whsle .....	(C)	(D)	(D)	11	4	3	1	3	—	—	—	—	—	
<b>44-45</b>	<b>Retail trade</b> .....	<b>2 196</b>	<b>11 960</b>	<b>50 721</b>	<b>185</b>	<b>75</b>	<b>52</b>	<b>33</b>	<b>16</b>	<b>7</b>	<b>2</b>	<b>—</b>	<b>—</b>	<b>—</b>	
441	Motor vehicle & parts dealers .....	685	5 088	22 041	36	10	8	9	6	2	1	—	—	—	
4411	Automobile dealers .....	(E)	(D)	(D)	9	3	—	—	3	2	1	—	—	—	
44111	New car dealers .....	352	2 716	12 147	4	—	—	—	2	1	1	—	—	—	
441110	New car dealers .....	352	2 716	12 147	4	—	—	—	2	1	1	—	—	—	
44112	Used car dealers .....	(C)	(D)	(D)	5	3	—	—	1	1	—	—	—	—	
4413	Automotive parts, accessories & tire stores .....	172	1 094	4 750	22	6	7	7	2	—	—	—	—	—	
44131	Automotive parts, accessories & tire stores .....	110	572	2 722	14	4	4	5	1	—	—	—	—	—	
441310	Automotive parts, accessories & tire stores .....	110	572	2 722	14	4	4	5	1	—	—	—	—	—	
444	Bldg material & garden equip & supp dealers .....	363	2 554	9 926	24	6	6	6	6	—	—	—	—	—	
4441	Building material & supplies dealers .....	(C)	(D)	(D)	10	3	2	4	1	—	—	—	—	—	
4442	Lawn & garden equip & supplies stores .....	(C)	(D)	(D)	14	3	4	2	5	—	—	—	—	—	
44422	Nursery & garden centers .....	213	1 525	6 203	12	2	4	1	5	—	—	—	—	—	
444220	Nursery & garden centers .....	213	1 525	6 203	12	2	4	1	5	—	—	—	—	—	
445	Food & beverage stores .....	390	1 611	7 048	23	12	5	2	—	3	1	—	—	—	
4451	Grocery stores .....	(E)	(D)	(D)	20	10	4	2	—	3	1	—	—	—	
44511	Grocery (except convenience) stores .....	364	1 540	6 637	14	5	4	1	—	3	1	—	—	—	
445110	Grocery (except convenience) stores .....	364	1 540	6 637	14	5	4	1	—	3	1	—	—	—	
447	Gasoline stations .....	238	830	3 765	23	7	9	5	1	1	—	—	—	—	
4471	Gasoline stations .....	238	830	3 765	23	7	9	5	1	1	—	—	—	—	
44711	Gasoline stations with convenience stores .....	120	342	1 520	14	4	7	2	1	—	—	—	—	—	
447110	Gasoline stations with convenience stores .....	120	342	1 520	14	4	7	2	1	—	—	—	—	—	
44719	Other gasoline stations .....	118	488	2 245	9	3	2	3	—	1	—	—	—	—	
447190	Other gasoline stations .....	118	488	2 245	9	3	2	3	—	1	—	—	—	—	
452	General merchandise stores .....	112	334	1 314	3	—	—	1	1	1	—	—	—	—	

Note: Employment-size classes are indicated as follows: A—0 to 19; B—20 to 99; C—100 to 249; E—250 to 499; F—500 to 999; G—1,000 to 2,499; H—2,500 to 4,999; I—5,000 to 9,999; J—10,000 to 24,999; K—25,000 to 49,999; L—50,000 to 99,999; M—100,000 or more.

**Table 6. Counties—Employees, Payroll, and Establishments by Industry: 1999—Con.**

[Excludes most government employees, railroad employees, and self-employed persons. Size class 1 to 4 includes establishments with payroll, but no employees, during mid-March pay period. (D) denotes figures withheld to avoid disclosing data for individual companies; the data are included in broader industry totals. Detailed industries with 100 or more employees are shown if industry was not a (D). For explanation of terms, abbreviations, and data reliability/comparability, see introductory text]

NAICS code	Industry	Number of employees for week including March 12	Payroll (\$1,000)		Total number of establishments	Number of establishments by employment-size class									
			First quarter	Annual		1 to 4	5 to 9	10 to 19	20 to 49	50 to 99	100 to 249	250 to 499	500 to 999	1,000 or more	
<b>FRANKLIN—Con.</b>															
<b>48-49</b>	<b>Transportation &amp; warehousing</b>	<b>932</b>	<b>5 477</b>	<b>22 407</b>	<b>69</b>	<b>26</b>	<b>11</b>	<b>18</b>	<b>12</b>	<b>1</b>	<b>1</b>				
484	Truck transportation	439	2 609	11 736	45	19	10	10	6						
4841	General freight trucking	154	1 016	4 531	15	6	2	5	2						
48412	General freight trucking, long-distance	110	682	2 937	12	5	2	4	1						
4842	Specialized freight trucking	285	1 593	7 205	30	13	8	5	4						
48422	Specialized freight (exc used) trucking, local	113	602	2 569	15	9	2	3	1						
484220	Specialized freight (exc used) trucking, local	113	602	2 569	15	9	2	3	1						
48423	Specialized freight (exc used) trucking, LDist	147	846	3 869	12	4	3	2	3						
484230	Specialized freight (exc used) trucking, LDist	147	846	3 869	12	4	3	2	3						
488	Transportation support activities	142	747	3 456	5	2		1	1		1				
4889	Other transportation support activities	(C)	(D)	(D)	1						1				
48899	Other transportation support activities	(C)	(D)	(D)	1						1				
492	Couriers & messengers	101	560	2 362	5	1	1	1	2						
4921	Couriers	101	560	2 362	5	1	1	1	2						
49211	Couriers	101	560	2 362	5	1	1	1	2						
492110	Couriers	101	560	2 362	5	1	1	1	2						
493	Warehousing & storage	141	1 032	2 766	10	4		4	1	1					
4931	Warehousing & storage	141	1 032	2 766	10	4		4	1	1					
<b>51</b>	<b>Information</b>	<b>150</b>	<b>1 052</b>	<b>5 099</b>	<b>12</b>	<b>5</b>	<b>1</b>	<b>2</b>	<b>4</b>						
513	Broadcasting & telecommunications	(C)	(D)	(D)	8	3		2	3						
<b>52</b>	<b>Finance &amp; insurance</b>	<b>242</b>	<b>1 905</b>	<b>6 913</b>	<b>40</b>	<b>21</b>	<b>13</b>	<b>4</b>	<b>2</b>						
522	Credit intermediation & related activities	160	1 153	3 895	19	6	9	2	2						
5221	Depository credit intermediation	144	1 014	3 331	14	1	9	2	2						
52211	Commercial banking	103	780	2 433	9	1	4	2	2						
522110	Commercial banking	103	780	2 433	9	1	4	2	2						
<b>53</b>	<b>Real estate &amp; rental &amp; leasing</b>	<b>281</b>	<b>1 456</b>	<b>9 247</b>	<b>41</b>	<b>22</b>	<b>6</b>	<b>10</b>	<b>3</b>						
531	Real estate	(C)	(D)	(D)	24	18	3	3							
532	Rental & leasing services	170	902	6 714	16	4	3	6	3						
<b>54</b>	<b>Professional, scientific &amp; technical services</b>	<b>201</b>	<b>1 613</b>	<b>5 590</b>	<b>54</b>	<b>40</b>	<b>10</b>	<b>3</b>	<b>1</b>						
541	Professional, scientific & technical services	201	1 613	5 590	54	40	10	3	1						
<b>55</b>	<b>Management of companies &amp; enterprises</b>	<b>(A)</b>	<b>(D)</b>	<b>(D)</b>	<b>1</b>	<b>1</b>									
<b>56</b>	<b>Admin, support, waste mgmt, remediation services</b>	<b>551</b>	<b>2 257</b>	<b>12 204</b>	<b>52</b>	<b>29</b>	<b>12</b>	<b>6</b>	<b>2</b>	<b>2</b>	<b>1</b>				
561	Administrative & support services	(E)	(D)	(D)	45	27	11	3	1	2	1				
5614	Business support services	204	453	4 052	7	1	1	3	1		1				
56142	Telephone call centers	(C)	(D)	(D)	2			1			1				
5617	Services to buildings & dwellings	167	557	2 726	25	16	8			1					
56172	Janitorial services	101	354	1 520	7	5	1			1					
561720	Janitorial services	101	354	1 520	7	5	1			1					
<b>61</b>	<b>Educational services</b>	<b>61</b>	<b>265</b>	<b>1 047</b>	<b>11</b>	<b>7</b>	<b>3</b>		<b>1</b>						
<b>62</b>	<b>Health care and social assistance</b>	<b>1 648</b>	<b>9 555</b>	<b>43 431</b>	<b>104</b>	<b>47</b>	<b>30</b>	<b>15</b>	<b>7</b>	<b>2</b>	<b>2</b>		<b>1</b>		
621	Ambulatory health care services	400	2 504	11 617	57	26	20	8	3						
6211	Offices of physicians	149	651	2 952	30	15	14	1							
62111	Offices of physicians	149	651	2 952	30	15	14	1							
621111	Offices of physicians (exc mental health)	149	651	2 952	30	15	14	1							
622	Hospitals	(F)	(D)	(D)	1								1		
6221	General medical & surgical hospitals	(F)	(D)	(D)	1								1		
62211	General medical & surgical hospitals	(F)	(D)	(D)	1								1		
623	Nursing & residential care facilities	(E)	(D)	(D)	9	4		2	1		2				
6231	Nursing care facilities	(C)	(D)	(D)	1						1				
62311	Nursing care facilities	(C)	(D)	(D)	1						1				
6233	Community care facilities for the elderly	152	487	1 987	6	4		1			1				
62331	Community care facilities for the elderly	152	487	1 987	6	4		1			1				
624	Social assistance	390	1 503	7 214	37	17	10	5	3	2					
6244	Child day care services	212	711	3 861	27	14	8	3	1	1					
62441	Child day care services	212	711	3 861	27	14	8	3	1	1					
624410	Child day care services	212	711	3 861	27	14	8	3	1	1					
<b>71</b>	<b>Arts, entertainment &amp; recreation</b>	<b>35</b>	<b>99</b>	<b>720</b>	<b>8</b>	<b>6</b>		<b>2</b>							
<b>72</b>	<b>Accommodation &amp; food services</b>	<b>1 059</b>	<b>2 546</b>	<b>10 881</b>	<b>82</b>	<b>31</b>	<b>18</b>	<b>16</b>	<b>13</b>	<b>3</b>	<b>1</b>				
721	Accommodation	255	847	3 926	14	7	2	4			1				
7211	Traveler accommodation	(C)	(D)	(D)	12	6	2	3			1				
72111	Hotels (exc casino hotels) & motels	(C)	(D)	(D)	12	6	2	3			1				
722	Food services & drinking places	804	1 699	6 955	68	24	16	12	13	3					
7221	Full-service restaurants	269	628	2 497	29	10	8	5	6						
72211	Full-service restaurants	269	628	2 497	29	10	8	5	6						
722110	Full-service restaurants	269	628	2 497	29	10	8	5	6						
7222	Limited-service eating places	481	938	3 886	26	6	4	6	7	3					
72221	Limited-service eating places	481	938	3 886	26	6	4	6	7	3					
722211	Limited-service restaurants	443	834	3 483	21	3	3	6	6	3					

Note: Employment-size classes are indicated as follows: A—0 to 19; B—20 to 99; C—100 to 249; E—250 to 499; F—500 to 999; G—1,000 to 2,499; H—2,500 to 4,999; I—5,000 to 9,999; J—10,000 to 24,999; K—25,000 to 49,999; L—50,000 to 99,999; M—100,000 or more.

**Table 6. Counties—Employees, Payroll, and Establishments by Industry: 1999—Con.**

[Excludes most government employees, railroad employees, and self-employed persons. Size class 1 to 4 includes establishments with payroll, but no employees, during mid-March pay period. (D) denotes figures withheld to avoid disclosing data for individual companies; the data are included in broader industry totals. Detailed industries with 100 or more employees are shown if industry was not a (D). For explanation of terms, abbreviations, and data reliability/comparability, see introductory text]

NAICS code	Industry	Number of employees for week including March 12	Payroll (\$1,000)		Total number of establishments	Number of establishments by employment-size class								
			First quarter	Annual		1 to 4	5 to 9	10 to 19	20 to 49	50 to 99	100 to 249	250 to 499	500 to 999	1,000 or more
<b>FRANKLIN—Con.</b>														
81	<b>Other services (except public administration)</b>	625	3 037	12 841	123	73	37	7	6	—	—	—	—	—
811	Repair & maintenance	314	1 913	8 360	52	27	18	3	4	—	—	—	—	—
8111	Automotive repair & maintenance	172	935	3 939	37	20	14	2	1	—	—	—	—	—
81111	Automotive mechanical & electrical R&M	111	644	2 765	21	11	7	2	1	—	—	—	—	—
813	Religious, grantmaking, civic, prof & like organizations	278	993	3 977	59	37	17	3	2	—	—	—	—	—
8131	Religious organizations	187	539	1 946	31	17	10	2	2	—	—	—	—	—
81311	Religious organizations	187	539	1 946	31	17	10	2	2	—	—	—	—	—
813110	Religious organizations	187	539	1 946	31	17	10	2	2	—	—	—	—	—
95	<b>Auxiliaries (exc corporate, subsidiary &amp; regional mgt)</b>	(B)	(D)	(D)	2	—	—	2	—	—	—	—	—	—
99	<b>Unclassified establishments</b>	2	3	407	20	20	—	—	—	—	—	—	—	—
<b>GARFIELD</b>														
	<b>Total</b>	362	1 800	7 410	53	30	14	6	1	2	—	—	—	—
11	<b>Forestry, fishing, hunting, and agriculture support</b>	(A)	(D)	(D)	1	1	—	—	—	—	—	—	—	—
22	<b>Utilities</b>	(A)	(D)	(D)	1	1	—	—	—	—	—	—	—	—
23	<b>Construction</b>	21	52	249	5	3	1	1	—	—	—	—	—	—
42	<b>Wholesale trade</b>	117	670	2 943	6	—	2	2	1	1	—	—	—	—
422	Wholesale trade, nondurable goods	(C)	(D)	(D)	5	—	2	1	1	1	—	—	—	—
44-45	<b>Retail trade</b>	65	368	1 259	11	5	4	2	—	—	—	—	—	—
48-49	<b>Transportation &amp; warehousing</b>	(A)	(D)	(D)	2	2	—	—	—	—	—	—	—	—
51	<b>Information</b>	(A)	(D)	(D)	1	—	—	1	—	—	—	—	—	—
52	<b>Finance &amp; insurance</b>	20	144	581	5	4	1	—	—	—	—	—	—	—
53	<b>Real estate &amp; rental &amp; leasing</b>	(A)	(D)	(D)	1	—	1	—	—	—	—	—	—	—
54	<b>Professional, scientific &amp; technical services</b>	(A)	(D)	(D)	1	1	—	—	—	—	—	—	—	—
62	<b>Health care and social assistance</b>	82	406	1 686	5	2	2	—	—	1	—	—	—	—
71	<b>Arts, entertainment &amp; recreation</b>	(A)	(D)	(D)	1	1	—	—	—	—	—	—	—	—
72	<b>Accommodation &amp; food services</b>	(A)	(D)	(D)	2	1	1	—	—	—	—	—	—	—
81	<b>Other services (except public administration)</b>	25	37	135	9	7	2	—	—	—	—	—	—	—
95	<b>Auxiliaries (exc corporate, subsidiary &amp; regional mgt)</b>	(A)	(D)	(D)	1	1	—	—	—	—	—	—	—	—
99	<b>Unclassified establishments</b>	(A)	(D)	(D)	1	1	—	—	—	—	—	—	—	—
<b>GRANT</b>														
	<b>Total</b>	16 514	88 541	405 627	1 686	985	342	201	108	30	14	2	4	—
11	<b>Forestry, fishing, hunting, and agriculture support</b>	574	2 565	12 771	41	25	2	6	3	4	1	—	—	—
115	Agriculture & forestry support activities	(F)	(D)	(D)	40	24	2	6	3	4	1	—	—	—
1151	Crop production support activities	(F)	(D)	(D)	40	24	2	6	3	4	1	—	—	—
11511	Crop production support activities	(F)	(D)	(D)	40	24	2	6	3	4	1	—	—	—
115114	Postharvest crop activities (exc ginning)	462	1 984	8 994	13	1	1	4	3	3	1	—	—	—
21	<b>Mining</b>	(B)	(D)	(D)	2	1	—	—	—	1	—	—	—	—
22	<b>Utilities</b>	10	12	66	6	6	—	—	—	—	—	—	—	—
23	<b>Construction</b>	959	4 924	25 090	220	158	35	17	10	—	—	—	—	—
233	Building, developing & general contracting	219	880	3 973	78	64	8	5	1	—	—	—	—	—
2332	Residential building construction	165	597	2 754	66	55	8	3	—	—	—	—	—	—
23321	Single-family housing construction	161	580	2 664	63	52	8	3	—	—	—	—	—	—
233210	Single-family housing construction	161	580	2 664	63	52	8	3	—	—	—	—	—	—
234	Heavy construction	187	1 079	7 248	18	10	1	3	4	—	—	—	—	—
2341	Highway, street, bridge & tunnel construction	120	707	5 354	6	2	—	1	3	—	—	—	—	—
23411	Highway & street construction	120	707	5 354	6	2	—	1	3	—	—	—	—	—
234110	Highway & street construction	120	707	5 354	6	2	—	1	3	—	—	—	—	—
235	Special trade contractors	553	2 965	13 869	124	84	26	9	5	—	—	—	—	—
2351	Plumbing, heating & AC contractor	135	973	4 640	24	16	5	1	2	—	—	—	—	—
23511	Plumbing, heating & AC contractor	135	973	4 640	24	16	5	1	2	—	—	—	—	—
235110	Plumbing, heating & AC contractor	135	973	4 640	24	16	5	1	2	—	—	—	—	—

Note: Employment-size classes are indicated as follows: A—0 to 19; B—20 to 99; C—100 to 249; E—250 to 499; F—500 to 999; G—1,000 to 2,499; H—2,500 to 4,999; I—5,000 to 9,999; J—10,000 to 24,999; K—25,000 to 49,999; L—50,000 to 99,999; M—100,000 or more.

**Table 6. Counties—Employees, Payroll, and Establishments by Industry: 1999—Con.**

[Excludes most government employees, railroad employees, and self-employed persons. Size class 1 to 4 includes establishments with payroll, but no employees, during mid-March pay period. (D) denotes figures withheld to avoid disclosing data for individual companies; the data are included in broader industry totals. Detailed industries with 100 or more employees are shown if industry was not a (D). For explanation of terms, abbreviations, and data reliability/comparability, see introductory text]

NAICS code	Industry	Number of employees for week including March 12	Payroll (\$1,000)		Total number of establishments	Number of establishments by employment-size class									
			First quarter	Annual		1 to 4	5 to 9	10 to 19	20 to 49	50 to 99	100 to 249	250 to 499	500 to 999	1,000 or more	
<b>GRANT—Con.</b>															
<b>31-33</b>	<b>Manufacturing</b>	<b>3 848</b>	<b>26 586</b>	<b>128 712</b>	<b>58</b>	<b>15</b>	<b>10</b>	<b>9</b>	<b>11</b>	<b>3</b>	<b>6</b>		<b>4</b>		
311	Food mfg	2 376	14 003	67 524	21	5	—	4	4	2	3		3		
3114	Fruit & veg preserving & specialty food mfg	2 166	12 807	61 811	9	—	—	—	2	1	3		3		
31141	Frozen food mfg	1 872	11 217	54 126	6	—	—	—	1	1	1		3		
311411	Frozen fruit, juice & vegetable mfg	1 872	11 217	54 126	6	—	—	—	1	1	1		3		
31142	Fruit & veg canning, pickling & drying	294	1 590	7 685	3	—	—	—	1	—	2		—		
311423	Dried & dehydrated food mfg	294	1 590	7 685	3	—	—	—	1	—	2		—		
322	Paper mfg	(C)	(D)	(D)	1	—	—	—	—	—	1		—		
3222	Converted paper product mfg	(C)	(D)	(D)	1	—	—	—	—	—	1		—		
32221	Paperboard container mfg	(C)	(D)	(D)	1	—	—	—	—	—	1		—		
331	Primary metal mfg	(F)	(D)	(D)	2	—	—	—	—	—	1		1		
3314	Nonferrous (exc alum) production & processing	(F)	(D)	(D)	1	—	—	—	—	—	—		1		
33141	Nonferrous (exc aluminum) smelting & refining	(F)	(D)	(D)	1	—	—	—	—	—	—		1		
3315	Foundries	(C)	(D)	(D)	1	—	—	—	—	—	1		—		
33151	Ferrous metal foundries	(C)	(D)	(D)	1	—	—	—	—	—	1		—		
334	Computer & electronic product mfg	(C)	(D)	(D)	2	—	—	—	1	1	—		—		
3344	Semiconductor & oth electronic component mfg	(C)	(D)	(D)	2	—	—	—	1	1	—		—		
33441	Semiconductor & oth electronic component mfg	(C)	(D)	(D)	2	—	—	—	1	1	—		—		
336	Transportation equipment mfg	(C)	(D)	(D)	2	1	—	—	—	—	1		—		
3363	Motor vehicle parts mfg	(C)	(D)	(D)	1	—	—	—	—	—	1		—		
33639	Other motor vehicle parts mfg	(C)	(D)	(D)	1	—	—	—	—	—	1		—		
<b>42</b>	<b>Wholesale trade</b>	<b>925</b>	<b>5 827</b>	<b>26 656</b>	<b>104</b>	<b>50</b>	<b>28</b>	<b>13</b>	<b>11</b>	<b>2</b>					
421	Wholesale trade, durable goods	321	2 231	9 310	43	18	16	6	3	—	—		—		
4218	Machinery, equipment & supplies whsle	234	1 635	6 946	25	8	11	3	3	—	—		—		
42182	Farm & garden machinery & equipment whsle	166	1 074	4 763	12	3	4	2	3	—	—		—		
421820	Farm & garden machinery & equipment whsle	166	1 074	4 763	12	3	4	2	3	—	—		—		
422	Wholesale trade, nondurable goods	604	3 596	17 346	61	32	12	7	8	2	—		—		
4224	Grocery & related product whsle	216	992	5 342	16	9	1	1	4	1	—		—		
42248	Fresh fruit & vegetable whsle	171	745	3 979	11	6	1	—	3	1	—		—		
422480	Fresh fruit & vegetable whsle	171	745	3 979	11	6	1	—	3	1	—		—		
4229	Miscellaneous nondurable goods whsle	205	1 425	6 802	21	9	6	4	1	1	—		—		
42291	Farm supplies whsle	205	1 425	6 802	21	9	6	4	1	1	—		—		
422910	Farm supplies whsle	205	1 425	6 802	21	9	6	4	1	1	—		—		
<b>44-45</b>	<b>Retail trade</b>	<b>3 140</b>	<b>15 074</b>	<b>61 508</b>	<b>311</b>	<b>140</b>	<b>84</b>	<b>57</b>	<b>22</b>	<b>5</b>	<b>2</b>	<b>1</b>			
441	Motor vehicle & parts dealers	411	2 695	10 554	53	22	16	11	4	—	—		—		
4411	Automobile dealers	202	1 258	5 331	19	7	3	6	3	—	—		—		
44111	New car dealers	136	922	3 916	7	1	—	3	3	—	—		—		
441110	New car dealers	136	922	3 916	7	1	—	3	3	—	—		—		
4413	Automotive parts, accessories & tire stores	189	1 338	4 744	25	9	10	5	1	—	—		—		
444	Bldg material & garden equip & supp dealers	590	4 053	16 453	59	22	16	15	5	1	—		—		
4441	Building material & supplies dealers	331	1 624	7 091	40	18	9	10	3	—	—		—		
44413	Hardware stores	126	558	2 445	12	3	3	5	1	—	—		—		
444130	Hardware stores	126	558	2 445	12	3	3	5	1	—	—		—		
44419	Other building material dealers	196	1 021	4 438	25	12	6	5	2	—	—		—		
444190	Other building material dealers	196	1 021	4 438	25	12	6	5	2	—	—		—		
4442	Lawn & garden equip & supplies stores	259	2 429	9 362	19	4	7	5	2	1	—		—		
44422	Nursery & garden centers	259	2 429	9 362	19	4	7	5	2	1	—		—		
444220	Nursery & garden centers	259	2 429	9 362	19	4	7	5	2	1	—		—		
445	Food & beverage stores	708	2 861	11 821	45	24	4	5	7	4	1		—		
4451	Grocery stores	673	2 777	11 439	32	12	4	4	7	4	1		—		
44511	Grocery (except convenience) stores	603	2 536	10 421	20	3	2	4	6	4	1		—		
445110	Grocery (except convenience) stores	603	2 536	10 421	20	3	2	4	6	4	1		—		
446	Health & personal care stores	163	876	3 713	18	7	4	5	2	—	—		—		
4461	Health & personal care stores	163	876	3 713	18	7	4	5	2	—	—		—		
44611	Pharmacies & drug stores	104	478	2 170	9	4	1	2	2	—	—		—		
446110	Pharmacies & drug stores	104	478	2 170	9	4	1	2	2	—	—		—		
447	Gasoline stations	319	941	4 303	39	10	19	9	1	—	—		—		
4471	Gasoline stations	319	941	4 303	39	10	19	9	1	—	—		—		
44711	Gasoline stations with convenience stores	245	757	3 219	31	5	18	8	—	—	—		—		
447110	Gasoline stations with convenience stores	245	757	3 219	31	5	18	8	—	—	—		—		
448	Clothing & clothing accessories stores	118	354	1 444	20	11	6	2	1	—	—		—		
452	General merchandise stores	454	1 625	6 087	5	1	1	1	—	—	1	1	—	—	
4521	Department stores	(E)	(D)	(D)	2	—	—	—	—	—	1	1	—	—	
45211	Department stores	(E)	(D)	(D)	2	—	—	—	—	—	1	1	—	—	
453	Miscellaneous store retailers	153	659	2 766	28	15	9	3	1	—	—	—	—	—	
<b>48-49</b>	<b>Transportation &amp; warehousing</b>	<b>581</b>	<b>3 170</b>	<b>14 265</b>	<b>86</b>	<b>60</b>	<b>16</b>	<b>3</b>	<b>5</b>	<b>1</b>	<b>1</b>				
484	Truck transportation	228	1 284	6 518	66	51	11	2	2	—	—		—		
4842	Specialized freight trucking	164	898	4 705	43	33	7	2	1	—	—		—		
493	Warehousing & storage	202	1 246	4 890	7	3	1	—	2	—	1	—	—	—	
4931	Warehousing & storage	202	1 246	4 890	7	3	1	—	2	—	1	—	—	—	
49312	Refrigerated warehousing & storage	202	1 246	4 890	7	3	1	—	2	—	1	—	—	—	
493120	Refrigerated warehousing & storage	202	1 246	4 890	7	3	1	—	2	—	1	—	—	—	

Note: Employment-size classes are indicated as follows: A—0 to 19; B—20 to 99; C—100 to 249; E—250 to 499; F—500 to 999; G—1,000 to 2,499; H—2,500 to 4,999; I—5,000 to 9,999; J—10,000 to 24,999; K—25,000 to 49,999; L—50,000 to 99,999; M—100,000 or more.

**Table 6. Counties—Employees, Payroll, and Establishments by Industry: 1999—Con.**

[Excludes most government employees, railroad employees, and self-employed persons. Size class 1 to 4 includes establishments with payroll, but no employees, during mid-March pay period. (D) denotes figures withheld to avoid disclosing data for individual companies; the data are included in broader industry totals. Detailed industries with 100 or more employees are shown if industry was not a (D). For explanation of terms, abbreviations, and data reliability/comparability, see introductory text]

NAICS code	Industry	Number of employees for week including March 12	Payroll (\$1,000)		Total number of establishments	Number of establishments by employment-size class									
			First quarter	Annual		1 to 4	5 to 9	10 to 19	20 to 49	50 to 99	100 to 249	250 to 499	500 to 999	1,000 or more	
<b>GRANT—Con.</b>															
<b>51</b>	<b>Information</b> .....	<b>287</b>	<b>1 614</b>	<b>6 884</b>	<b>25</b>	<b>9</b>	<b>6</b>	<b>7</b>	<b>1</b>	<b>2</b>	—	—	—	—	
5111	Publishing industries .....	149	624	2 651	6	2	—	2	—	2	—	—	—	—	
51111	Newspaper, periodical, book, database publishers .....	149	624	2 651	6	2	—	2	—	2	—	—	—	—	
51111	Newspaper publishers .....	(C)	(D)	(D)	5	1	—	2	—	2	—	—	—	—	
513	Broadcasting & telecommunications .....	115	963	3 952	15	5	5	4	1	—	—	—	—	—	
<b>52</b>	<b>Finance &amp; insurance</b> .....	<b>400</b>	<b>3 297</b>	<b>12 930</b>	<b>77</b>	<b>41</b>	<b>23</b>	<b>11</b>	<b>2</b>	—	—	—	—	—	
522	Credit intermediation & related activities .....	244	2 080	7 862	38	13	17	7	1	—	—	—	—	—	
5221	Depository credit intermediation .....	218	1 772	6 679	27	4	16	6	1	—	—	—	—	—	
52211	Commercial banking .....	147	1 163	4 412	17	2	11	3	1	—	—	—	—	—	
522110	Commercial banking .....	147	1 163	4 412	17	2	11	3	1	—	—	—	—	—	
524	Insurance carriers & related activities .....	(C)	(D)	(D)	30	20	6	3	1	—	—	—	—	—	
5242	Agencies & other insurance related activities .....	(C)	(D)	(D)	29	20	6	3	—	—	—	—	—	—	
<b>53</b>	<b>Real estate &amp; rental &amp; leasing</b> .....	<b>171</b>	<b>516</b>	<b>2 411</b>	<b>70</b>	<b>61</b>	<b>7</b>	<b>2</b>	—	—	—	—	—	—	
531	Real estate .....	113	296	1 388	57	53	4	—	—	—	—	—	—	—	
<b>54</b>	<b>Professional, scientific &amp; technical services</b> .....	<b>451</b>	<b>2 581</b>	<b>11 079</b>	<b>99</b>	<b>68</b>	<b>18</b>	<b>10</b>	<b>3</b>	—	—	—	—	—	
541	Professional, scientific & technical services .....	451	2 581	11 079	99	68	18	10	3	—	—	—	—	—	
5411	Legal services .....	157	1 117	4 857	37	29	4	3	1	—	—	—	—	—	
54111	Offices of lawyers .....	(C)	(D)	(D)	35	28	4	2	1	—	—	—	—	—	
<b>55</b>	<b>Management of companies &amp; enterprises</b> .....	<b>76</b>	<b>675</b>	<b>4 159</b>	<b>4</b>	—	—	<b>3</b>	<b>1</b>	—	—	—	—	—	
<b>56</b>	<b>Admin, support, waste mgt, remediation services</b> .....	<b>419</b>	<b>1 567</b>	<b>8 232</b>	<b>63</b>	<b>48</b>	<b>4</b>	<b>6</b>	<b>3</b>	<b>1</b>	<b>1</b>	—	—	—	
561	Administrative & support services .....	(E)	(D)	(D)	60	47	4	5	2	1	1	—	—	—	
5613	Employment services .....	161	505	2 933	3	1	—	—	—	1	1	—	—	—	
56133	Employee leasing services .....	(C)	(D)	(D)	2	—	—	—	—	—	1	—	—	—	
5617	Services to buildings & dwellings .....	139	446	2 620	38	32	2	2	2	—	—	—	—	—	
<b>61</b>	<b>Educational services</b> .....	<b>58</b>	<b>183</b>	<b>777</b>	<b>13</b>	<b>10</b>	—	<b>3</b>	—	—	—	—	—	—	
<b>62</b>	<b>Health care and social assistance</b> .....	<b>2 075</b>	<b>12 891</b>	<b>56 229</b>	<b>122</b>	<b>61</b>	<b>31</b>	<b>12</b>	<b>8</b>	<b>6</b>	<b>3</b>	<b>1</b>	—	—	
621	Ambulatory health care services .....	638	4 949	21 283	75	43	21	7	2	—	2	—	—	—	
6211	Offices of physicians .....	272	2 598	11 206	21	12	4	3	1	—	1	—	—	—	
62111	Offices of physicians .....	272	2 598	11 206	21	12	4	3	1	—	1	—	—	—	
6212	Offices of dentists .....	135	885	3 869	19	4	11	4	—	—	—	—	—	—	
62121	Offices of dentists .....	135	885	3 869	19	4	11	4	—	—	—	—	—	—	
621210	Offices of dentists .....	135	885	3 869	19	4	11	4	—	—	—	—	—	—	
6214	Outpatient care centers .....	(C)	(D)	(D)	3	2	—	—	—	—	1	—	—	—	
62149	Other outpatient care centers .....	(C)	(D)	(D)	3	2	—	—	—	—	1	—	—	—	
622	Hospitals .....	787	5 689	24 353	5	—	—	1	—	2	1	1	—	—	
6221	General medical & surgical hospitals .....	787	5 689	24 353	5	—	—	1	—	2	1	1	—	—	
62211	General medical & surgical hospitals .....	787	5 689	24 353	5	—	—	1	—	2	1	1	—	—	
622110	General medical & surgical hospitals .....	787	5 689	24 353	5	—	—	1	—	2	1	1	—	—	
623	Nursing & residential care facilities .....	(E)	(D)	(D)	11	5	1	2	—	3	—	—	—	—	
6231	Nursing care facilities .....	(C)	(D)	(D)	5	1	—	2	—	2	—	—	—	—	
62311	Nursing care facilities .....	(C)	(D)	(D)	5	1	—	2	—	2	—	—	—	—	
624	Social assistance .....	(E)	(D)	(D)	31	13	9	2	6	1	—	—	—	—	
6241	Individual & family services .....	106	374	1 491	9	3	3	1	2	—	—	—	—	—	
6244	Child day care services .....	147	495	2 966	16	7	6	1	1	1	—	—	—	—	
62441	Child day care services .....	147	495	2 966	16	7	6	1	1	1	—	—	—	—	
624410	Child day care services .....	147	495	2 966	16	7	6	1	1	1	—	—	—	—	
<b>71</b>	<b>Arts, entertainment &amp; recreation</b> .....	<b>129</b>	<b>413</b>	<b>2 311</b>	<b>16</b>	<b>12</b>	<b>1</b>	<b>1</b>	<b>1</b>	<b>1</b>	—	—	—	—	
713	Amusement, gambling & recreation industries .....	126	405	2 249	13	9	1	1	1	1	—	—	—	—	
7139	Other amusement & recreation industries .....	126	405	2 249	13	9	1	1	1	1	—	—	—	—	
<b>72</b>	<b>Accommodation &amp; food services</b> .....	<b>1 622</b>	<b>3 465</b>	<b>16 186</b>	<b>156</b>	<b>66</b>	<b>32</b>	<b>30</b>	<b>25</b>	<b>3</b>	—	—	—	—	
721	Accommodation .....	331	683	3 777	39	19	9	9	1	1	—	—	—	—	
7211	Traveler accommodation .....	282	564	3 108	26	10	6	8	1	1	—	—	—	—	
72111	Hotels (exc casino hotels) & motels .....	282	564	3 108	26	10	6	8	1	1	—	—	—	—	
721110	Hotels (exc casino hotels) & motels .....	282	564	3 108	26	10	6	8	1	1	—	—	—	—	
722	Food services & drinking places .....	1 291	2 782	12 409	117	47	23	21	24	2	—	—	—	—	
7221	Full-service restaurants .....	441	1 085	4 819	44	18	9	9	7	1	—	—	—	—	
72211	Full-service restaurants .....	441	1 085	4 819	44	18	9	9	7	1	—	—	—	—	
722110	Full-service restaurants .....	441	1 085	4 819	44	18	9	9	7	1	—	—	—	—	
7222	Limited-service eating places .....	657	1 276	5 782	48	16	8	10	13	1	—	—	—	—	
72221	Limited-service eating places .....	657	1 276	5 782	48	16	8	10	13	1	—	—	—	—	
722211	Limited-service restaurants .....	615	1 217	5 497	38	9	7	8	13	1	—	—	—	—	
7224	Drinking places (alcoholic beverages) .....	182	360	1 530	19	8	5	2	4	—	—	—	—	—	
72241	Drinking places (alcoholic beverages) .....	182	360	1 530	19	8	5	2	4	—	—	—	—	—	
722410	Drinking places (alcoholic beverages) .....	182	360	1 530	19	8	5	2	4	—	—	—	—	—	

Note: Employment-size classes are indicated as follows: A—0 to 19; B—20 to 99; C—100 to 249; E—250 to 499; F—500 to 999; G—1,000 to 2,499; H—2,500 to 4,999; I—5,000 to 9,999; J—10,000 to 24,999; K—25,000 to 49,999; L—50,000 to 99,999; M—100,000 or more.

**Table 6. Counties—Employees, Payroll, and Establishments by Industry: 1999—Con.**

[Excludes most government employees, railroad employees, and self-employed persons. Size class 1 to 4 includes establishments with payroll, but no employees, during mid-March pay period. (D) denotes figures withheld to avoid disclosing data for individual companies; the data are included in broader industry totals. Detailed industries with 100 or more employees are shown if industry was not a (D). For explanation of terms, abbreviations, and data reliability/comparability, see introductory text]

NAICS code	Industry	Number of employees for week including March 12	Payroll (\$1,000)		Total number of establishments	Number of establishments by employment-size class									
			First quarter	Annual		1 to 4	5 to 9	10 to 19	20 to 49	50 to 99	100 to 249	250 to 499	500 to 999	1,000 or more	
<b>GRANT—Con.</b>															
<b>81</b>	<b>Other services (except public administration)</b>	<b>694</b>	<b>2 494</b>	<b>11 385</b>	<b>171</b>	<b>115</b>	<b>42</b>	<b>11</b>	<b>2</b>	<b>1</b>	—	—	—	—	
811	Repair & maintenance	278	1 376	6 510	63	44	13	4	1	1	—	—	—	—	
8111	Automotive repair & maintenance	209	1 052	4 856	47	33	10	3	—	1	—	—	—	—	
81111	Automotive mechanical & electrical R&M	134	714	3 331	28	22	3	2	—	1	—	—	—	—	
811111	General automotive repair	110	643	3 010	22	18	2	1	—	1	—	—	—	—	
813	Religious, grantmaking, civic, prof & like organizations	353	906	3 949	89	57	25	6	1	—	—	—	—	—	
8131	Religious organizations	170	509	2 101	48	33	12	2	1	—	—	—	—	—	
81311	Religious organizations	170	509	2 101	48	33	12	2	1	—	—	—	—	—	
813110	Religious organizations	170	509	2 101	48	33	12	2	1	—	—	—	—	—	
8134	Civic & social organizations	132	215	1 011	22	8	11	3	—	—	—	—	—	—	
81341	Civic & social organizations	132	215	1 011	22	8	11	3	—	—	—	—	—	—	
813410	Civic & social organizations	132	215	1 011	22	8	11	3	—	—	—	—	—	—	
<b>95</b>	<b>Auxiliaries (exc corporate, subsidiary &amp; regional mgt)</b>	<b>(A)</b>	<b>(D)</b>	<b>(D)</b>	<b>1</b>	<b>1</b>	—	—	—	—	—	—	—	—	
<b>99</b>	<b>Unclassified establishments</b>	<b>(B)</b>	<b>(D)</b>	<b>(D)</b>	<b>41</b>	<b>38</b>	<b>3</b>	—	—	—	—	—	—	—	
<b>GRAYS HARBOR</b>															
	<b>Total</b>	<b>17 433</b>	<b>101 801</b>	<b>459 150</b>	<b>1 945</b>	<b>1 121</b>	<b>418</b>	<b>244</b>	<b>111</b>	<b>36</b>	<b>9</b>	<b>4</b>	<b>2</b>	—	
<b>11</b>	<b>Forestry, fishing, hunting, and agriculture support</b>	<b>1 285</b>	<b>11 282</b>	<b>49 890</b>	<b>128</b>	<b>74</b>	<b>29</b>	<b>17</b>	<b>6</b>	<b>1</b>	—	—	<b>1</b>	—	
113	Forestry and logging	(G)	(D)	(D)	100	51	25	16	6	1	—	—	1	—	
1133	Logging	1 216	10 772	47 562	97	49	25	15	6	1	—	—	1	—	
11331	Logging	1 216	10 772	47 562	97	49	25	15	6	1	—	—	1	—	
113310	Logging	1 216	10 772	47 562	97	49	25	15	6	1	—	—	1	—	
<b>21</b>	<b>Mining</b>	<b>(A)</b>	<b>(D)</b>	<b>(D)</b>	<b>1</b>	<b>1</b>	—	—	—	—	—	—	—	—	
<b>22</b>	<b>Utilities</b>	<b>(A)</b>	<b>(D)</b>	<b>(D)</b>	<b>1</b>	—	—	<b>1</b>	—	—	—	—	—	—	
<b>23</b>	<b>Construction</b>	<b>1 020</b>	<b>6 310</b>	<b>35 621</b>	<b>205</b>	<b>137</b>	<b>41</b>	<b>18</b>	<b>7</b>	<b>2</b>	—	—	—	—	
233	Building, developing & general contracting	396	2 546	14 476	87	61	18	5	2	1	—	—	—	—	
2332	Residential building construction	(C)	(D)	(D)	72	53	13	5	1	—	—	—	—	—	
23321	Single-family housing construction	243	1 015	5 420	69	50	13	5	1	—	—	—	—	—	
233210	Single-family housing construction	243	1 015	5 420	69	50	13	5	1	—	—	—	—	—	
2333	Nonresidential building construction	(C)	(D)	(D)	10	5	4	—	—	1	—	—	—	—	
23332	Commercial & institutional bldg construction	106	1 223	7 659	8	4	3	—	—	1	—	—	—	—	
233320	Commercial & institutional bldg construction	106	1 223	7 659	8	4	3	—	—	1	—	—	—	—	
234	Heavy construction	300	2 069	11 801	25	8	6	5	5	1	—	—	—	—	
2341	Highway, street, bridge & tunnel construction	197	1 498	8 631	10	2	1	3	3	1	—	—	—	—	
23411	Highway & street construction	(C)	(D)	(D)	9	2	1	3	3	—	—	—	—	—	
2349	Other heavy construction	103	571	3 170	15	6	5	2	2	—	—	—	—	—	
235	Special trade contractors	324	1 695	9 344	93	68	17	8	—	—	—	—	—	—	
<b>31-33</b>	<b>Manufacturing</b>	<b>3 368</b>	<b>30 121</b>	<b>135 072</b>	<b>99</b>	<b>34</b>	<b>23</b>	<b>17</b>	<b>9</b>	<b>6</b>	<b>7</b>	<b>3</b>	—	—	
311	Food mfg	231	1 109	4 774	14	7	4	—	1	2	—	—	—	—	
3117	Seafood product preparation & packaging	207	1 057	4 501	6	1	2	—	1	2	—	—	—	—	
31171	Seafood product preparation & packaging	207	1 057	4 501	6	1	2	—	1	2	—	—	—	—	
311712	Fresh & frozen seafood processing	207	1 057	4 501	6	1	2	—	1	2	—	—	—	—	
321	Wood product mfg	1 520	12 124	53 645	38	15	7	5	4	1	5	1	—	—	
3211	Sawmills & wood preservation	348	2 787	13 731	19	10	3	3	2	—	1	—	—	—	
32111	Sawmills & wood preservation	348	2 787	13 731	19	10	3	3	2	—	1	—	—	—	
321113	Sawmills	348	2 787	13 731	19	10	3	3	2	—	1	—	—	—	
3212	Veneer, plywood & engineered wood product mfg	548	4 198	17 127	4	—	—	—	—	1	3	—	—	—	
32121	Veneer, plywood & engineered wood product mfg	548	4 198	17 127	4	—	—	—	—	1	3	—	—	—	
321212	Softwood veneer & plywood mfg	548	4 198	17 127	4	—	—	—	—	1	3	—	—	—	
3219	Other wood product mfg	624	5 139	22 787	15	5	4	2	2	—	1	1	—	—	
32191	Millwork	538	4 687	20 759	8	4	1	—	1	—	1	1	—	—	
322	Paper mfg	(F)	(D)	(D)	3	—	—	1	—	—	1	1	—	—	
3221	Pulp, paper & paperboard mills	(F)	(D)	(D)	2	—	—	—	—	—	1	1	—	—	
32211	Pulp mills	(E)	(D)	(D)	1	—	—	—	—	—	—	1	—	—	
32212	Paper mills	(C)	(D)	(D)	1	—	—	—	—	—	1	—	—	—	
333	Machinery mfg	(E)	(D)	(D)	7	—	1	3	1	1	1	—	—	—	
3339	Other general purpose machinery mfg	(E)	(D)	(D)	4	—	—	1	1	1	1	—	—	—	
33392	Material handling equipment mfg	(C)	(D)	(D)	1	—	—	—	—	—	1	—	—	—	
336	Transportation equipment mfg	(E)	(D)	(D)	4	—	2	—	1	—	—	1	—	—	
3366	Ship & boat building	(E)	(D)	(D)	4	—	2	—	1	—	—	1	—	—	
33661	Ship & boat building	(E)	(D)	(D)	4	—	2	—	1	—	—	1	—	—	
<b>42</b>	<b>Wholesale trade</b>	<b>578</b>	<b>3 636</b>	<b>16 875</b>	<b>61</b>	<b>33</b>	<b>12</b>	<b>8</b>	<b>6</b>	<b>2</b>	—	—	—	—	
421	Wholesale trade, durable goods	303	2 170	9 646	43	25	9	7	1	1	—	—	—	—	
4213	Lumber & other construction materials whse	116	864	3 799	6	3	1	1	—	1	—	—	—	—	
422	Wholesale trade, nondurable goods	275	1 466	7 229	18	8	3	1	5	1	—	—	—	—	

Note: Employment-size classes are indicated as follows: A—0 to 19; B—20 to 99; C—100 to 249; E—250 to 499; F—500 to 999; G—1,000 to 2,499; H—2,500 to 4,999; I—5,000 to 9,999; J—10,000 to 24,999; K—25,000 to 49,999; L—50,000 to 99,999; M—100,000 or more.

**Table 6. Counties—Employees, Payroll, and Establishments by Industry: 1999—Con.**

[Excludes most government employees, railroad employees, and self-employed persons. Size class 1 to 4 includes establishments with payroll, but no employees, during mid-March pay period. (D) denotes figures withheld to avoid disclosing data for individual companies; the data are included in broader industry totals. Detailed industries with 100 or more employees are shown if industry was not a (D). For explanation of terms, abbreviations, and data reliability/comparability, see introductory text]

NAICS code	Industry	Number of employees for week including March 12	Payroll (\$1,000)		Total number of establishments	Number of establishments by employment-size class									
			First quarter	Annual		1 to 4	5 to 9	10 to 19	20 to 49	50 to 99	100 to 249	250 to 499	500 to 999	1,000 or more	
<b>GRAYS HARBOR—Con.</b>															
<b>44-45</b>	<b>Retail trade</b> .....	<b>3 021</b>	<b>13 969</b>	<b>59 919</b>	<b>319</b>	<b>152</b>	<b>88</b>	<b>50</b>	<b>18</b>	<b>9</b>	<b>1</b>	<b>1</b>	—	—	
441	Motor vehicle & parts dealers .....	446	3 254	14 310	33	14	7	5	4	3	—	—	—	—	
4411	Automobile dealers .....	305	2 340	10 852	14	7	—	1	3	3	—	—	—	—	
44111	New car dealers .....	293	2 279	10 584	8	1	—	1	3	3	—	—	—	—	
441110	New car dealers .....	293	2 279	10 584	8	1	—	1	3	3	—	—	—	—	
4413	Automotive parts, accessories & tire stores .....	(C)	(D)	(D)	17	6	6	4	1	—	—	—	—	—	
444	Bldg material & garden equip & supp dealers .....	292	1 433	6 304	34	10	13	8	3	—	—	—	—	—	
4441	Building material & supplies dealers .....	244	1 294	5 650	25	6	9	7	3	—	—	—	—	—	
44419	Other building material dealers .....	182	1 055	4 577	17	5	5	4	3	—	—	—	—	—	
444190	Other building material dealers .....	182	1 055	4 577	17	5	5	4	3	—	—	—	—	—	
445	Food & beverage stores .....	767	3 663	15 663	61	38	7	4	7	4	1	—	—	—	
4451	Grocery stores .....	720	3 434	14 643	47	28	4	3	7	4	1	—	—	—	
44511	Grocery (except convenience) stores .....	700	3 392	14 403	36	18	3	3	7	4	1	—	—	—	
445110	Grocery (except convenience) stores .....	700	3 392	14 403	36	18	3	3	7	4	1	—	—	—	
446	Health & personal care stores .....	168	884	3 966	23	9	8	6	—	—	—	—	—	—	
4461	Health & personal care stores .....	168	884	3 966	23	9	8	6	—	—	—	—	—	—	
44611	Pharmacies & drug stores .....	121	628	2 918	13	2	6	5	—	—	—	—	—	—	
446110	Pharmacies & drug stores .....	121	628	2 918	13	2	6	5	—	—	—	—	—	—	
447	Gasoline stations .....	277	696	3 156	38	12	14	11	1	—	—	—	—	—	
4471	Gasoline stations .....	277	696	3 156	38	12	14	11	1	—	—	—	—	—	
44711	Gasoline stations with convenience stores .....	197	484	2 103	26	6	11	9	—	—	—	—	—	—	
447110	Gasoline stations with convenience stores .....	197	484	2 103	26	6	11	9	—	—	—	—	—	—	
448	Clothing & clothing accessories stores .....	137	399	1 796	26	14	9	2	1	—	—	—	—	—	
452	General merchandise stores .....	501	2 205	8 471	10	1	1	4	1	2	—	1	—	—	
4521	Department stores .....	445	1 923	7 406	4	—	—	—	1	2	—	1	—	—	
45211	Department stores .....	445	1 923	7 406	4	—	—	—	1	2	—	1	—	—	
452110	Department stores .....	445	1 923	7 406	4	—	—	—	1	2	—	1	—	—	
453	Miscellaneous store retailers .....	190	465	2 159	49	32	13	3	1	—	—	—	—	—	
4532	Office supplies, stationery & gift stores .....	102	223	1 129	24	16	6	1	1	—	—	—	—	—	
<b>48-49</b>	<b>Transportation &amp; warehousing</b> .....	<b>477</b>	<b>2 898</b>	<b>13 291</b>	<b>105</b>	<b>80</b>	<b>11</b>	<b>8</b>	<b>6</b>	—	—	—	—	—	
484	Truck transportation .....	376	2 353	10 850	76	55	11	5	5	—	—	—	—	—	
4842	Specialized freight trucking .....	352	2 193	10 069	61	41	10	5	5	—	—	—	—	—	
48422	Specialized freight (exc used) trucking, local .....	(C)	(D)	(D)	34	26	5	1	2	—	—	—	—	—	
48423	Specialized freight (exc used) trucking, LDist .....	197	1 311	5 887	25	14	4	4	3	—	—	—	—	—	
484230	Specialized freight (exc used) trucking, LDist .....	197	1 311	5 887	25	14	4	4	3	—	—	—	—	—	
<b>51</b>	<b>Information</b> .....	<b>278</b>	<b>1 748</b>	<b>8 680</b>	<b>23</b>	<b>8</b>	<b>5</b>	<b>7</b>	<b>1</b>	<b>2</b>	—	—	—	—	
513	Broadcasting & telecommunications .....	148	1 115	5 034	15	6	3	4	1	1	—	—	—	—	
<b>52</b>	<b>Finance &amp; insurance</b> .....	<b>593</b>	<b>4 253</b>	<b>16 255</b>	<b>93</b>	<b>55</b>	<b>26</b>	<b>6</b>	<b>5</b>	<b>1</b>	—	—	—	—	
522	Credit intermediation & related activities .....	396	2 817	10 567	49	22	18	5	3	1	—	—	—	—	
5221	Depository credit intermediation .....	387	2 772	10 363	43	16	18	5	3	1	—	—	—	—	
52211	Commercial banking .....	124	1 127	3 506	15	5	6	3	1	—	—	—	—	—	
522110	Commercial banking .....	124	1 127	3 506	15	5	6	3	1	—	—	—	—	—	
52212	Savings institutions .....	190	1 187	4 949	15	4	8	—	2	1	—	—	—	—	
522120	Savings institutions .....	190	1 187	4 949	15	4	8	—	2	1	—	—	—	—	
524	Insurance carriers & related activities .....	162	1 024	4 054	32	23	6	1	2	—	—	—	—	—	
5242	Agencies & other insurance related activities .....	(C)	(D)	(D)	26	18	6	1	1	—	—	—	—	—	
52421	Insurance agencies & brokerages .....	100	545	2 120	23	17	4	1	1	—	—	—	—	—	
524210	Insurance agencies & brokerages .....	100	545	2 120	23	17	4	1	1	—	—	—	—	—	
<b>53</b>	<b>Real estate &amp; rental &amp; leasing</b> .....	<b>219</b>	<b>736</b>	<b>3 199</b>	<b>75</b>	<b>63</b>	<b>8</b>	<b>4</b>	—	—	—	—	—	—	
531	Real estate .....	163	559	2 387	56	47	5	4	—	—	—	—	—	—	
<b>54</b>	<b>Professional, scientific &amp; technical services</b> .....	<b>468</b>	<b>3 142</b>	<b>14 864</b>	<b>105</b>	<b>76</b>	<b>16</b>	<b>10</b>	<b>3</b>	—	—	—	—	—	
541	Professional, scientific & technical services .....	468	3 142	14 864	105	76	16	10	3	—	—	—	—	—	
5411	Legal services .....	157	1 275	6 277	35	25	6	3	1	—	—	—	—	—	
54111	Offices of lawyers .....	(C)	(D)	(D)	34	25	6	2	1	—	—	—	—	—	
<b>55</b>	<b>Management of companies &amp; enterprises</b> .....	<b>(A)</b>	<b>(D)</b>	<b>(D)</b>	<b>2</b>	<b>2</b>	—	—	—	—	—	—	—	—	
<b>56</b>	<b>Admin, support, waste mgt, remediation services</b> .....	<b>304</b>	<b>1 040</b>	<b>4 761</b>	<b>58</b>	<b>37</b>	<b>12</b>	<b>7</b>	<b>2</b>	—	—	—	—	—	
561	Administrative & support services .....	233	635	3 039	49	33	8	7	1	—	—	—	—	—	
5617	Services to buildings & dwellings .....	133	333	1 732	31	22	4	5	—	—	—	—	—	—	
<b>61</b>	<b>Educational services</b> .....	<b>26</b>	<b>70</b>	<b>288</b>	<b>8</b>	<b>7</b>	<b>1</b>	—	—	—	—	—	—	—	

Note: Employment-size classes are indicated as follows: A—0 to 19; B—20 to 99; C—100 to 249; E—250 to 499; F—500 to 999; G—1,000 to 2,499; H—2,500 to 4,999; I—5,000 to 9,999; J—10,000 to 24,999; K—25,000 to 49,999; L—50,000 to 99,999; M—100,000 or more.

**Table 6. Counties—Employees, Payroll, and Establishments by Industry: 1999—Con.**

[Excludes most government employees, railroad employees, and self-employed persons. Size class 1 to 4 includes establishments with payroll, but no employees, during mid-March pay period. (D) denotes figures withheld to avoid disclosing data for individual companies; the data are included in broader industry totals. Detailed industries with 100 or more employees are shown if industry was not a (D). For explanation of terms, abbreviations, and data reliability/comparability, see introductory text]

NAICS code	Industry	Number of employees for week including March 12	Payroll (\$1,000)		Total number of establishments	Number of establishments by employment-size class								
			First quarter	Annual		1 to 4	5 to 9	10 to 19	20 to 49	50 to 99	100 to 249	250 to 499	500 to 999	1,000 or more
<b>GRAYS HARBOR—Con.</b>														
<b>62</b>	<b>Health care and social assistance . . . . .</b>	<b>2 338</b>	<b>13 516</b>	<b>59 194</b>	<b>178</b>	<b>94</b>	<b>44</b>	<b>20</b>	<b>8</b>	<b>10</b>	<b>1</b>	—	<b>1</b>	—
621	Ambulatory health care services . . . . .	808	5 418	24 324	118	65	34	13	3	3	—	—	—	—
6211	Offices of physicians . . . . .	242	2 244	10 489	47	25	15	6	1	—	—	—	—	—
62111	Offices of physicians . . . . .	242	2 244	10 489	47	25	15	6	1	—	—	—	—	—
621111	Offices of physicians (exc mental health) . . . . .	242	2 244	10 489	47	25	15	6	1	—	—	—	—	—
6212	Offices of dentists . . . . .	173	1 281	5 843	30	15	12	2	1	—	—	—	—	—
62121	Offices of dentists . . . . .	173	1 281	5 843	30	15	12	2	1	—	—	—	—	—
621210	Offices of dentists . . . . .	173	1 281	5 843	30	15	12	2	1	—	—	—	—	—
6213	Offices of other health practitioners . . . . .	196	816	3 442	33	23	7	1	1	1	—	—	—	—
62133	Offices of other mental health practitioners . . . . .	(C)	(D)	(D)	3	1	—	—	1	1	—	—	—	—
6216	Home health care services . . . . .	153	671	2 876	3	—	—	1	—	2	—	—	—	—
62161	Home health care services . . . . .	153	671	2 876	3	—	—	1	—	2	—	—	—	—
621610	Home health care services . . . . .	153	671	2 876	3	—	—	1	—	2	—	—	—	—
622	Hospitals . . . . .	(F)	(D)	(D)	2	—	—	—	—	1	—	—	1	—
6221	General medical & surgical hospitals . . . . .	(F)	(D)	(D)	2	—	—	—	—	1	—	—	1	—
62211	General medical & surgical hospitals . . . . .	(F)	(D)	(D)	2	—	—	—	—	1	—	—	1	—
623	Nursing & residential care facilities . . . . .	(E)	(D)	(D)	9	1	1	2	2	2	1	—	—	—
6231	Nursing care facilities . . . . .	(C)	(D)	(D)	2	—	—	—	—	1	1	—	—	—
62311	Nursing care facilities . . . . .	(C)	(D)	(D)	2	—	—	—	—	1	1	—	—	—
6233	Community care facilities for the elderly . . . . .	147	513	2 096	5	—	—	2	2	1	—	—	—	—
62331	Community care facilities for the elderly . . . . .	147	513	2 096	5	—	—	2	2	1	—	—	—	—
624	Social assistance . . . . .	527	1 590	6 868	49	28	9	5	3	4	—	—	—	—
6241	Individual & family services . . . . .	(E)	(D)	(D)	14	5	4	—	2	3	—	—	—	—
62412	Services for elderly & disabled persons . . . . .	232	650	3 234	10	3	3	—	2	2	—	—	—	—
624120	Services for elderly & disabled persons . . . . .	232	650	3 234	10	3	3	—	2	2	—	—	—	—
<b>71</b>	<b>Arts, entertainment &amp; recreation . . . . .</b>	<b>149</b>	<b>406</b>	<b>1 967</b>	<b>31</b>	<b>18</b>	<b>8</b>	<b>5</b>	—	—	—	—	—	—
713	Amusement, gambling & recreation industries . . . . .	132	360	1 724	26	14	8	4	—	—	—	—	—	—
7139	Other amusement & recreation industries . . . . .	109	317	1 491	21	12	5	4	—	—	—	—	—	—
<b>72</b>	<b>Accommodation &amp; food services . . . . .</b>	<b>2 273</b>	<b>5 177</b>	<b>23 954</b>	<b>226</b>	<b>97</b>	<b>48</b>	<b>44</b>	<b>35</b>	<b>2</b>	—	—	—	—
721	Accommodation . . . . .	509	1 339	6 635	57	32	6	9	10	—	—	—	—	—
7211	Traveler accommodation . . . . .	462	1 129	5 586	45	23	4	8	10	—	—	—	—	—
72111	Hotels (exc casino hotels) & motels . . . . .	441	1 065	5 302	40	19	4	7	10	—	—	—	—	—
721110	Hotels (exc casino hotels) & motels . . . . .	441	1 065	5 302	40	19	4	7	10	—	—	—	—	—
722	Food services & drinking places . . . . .	1 764	3 838	17 319	169	65	42	35	25	2	—	—	—	—
7221	Full-service restaurants . . . . .	859	2 180	9 908	72	21	17	20	13	1	—	—	—	—
72211	Full-service restaurants . . . . .	859	2 180	9 908	72	21	17	20	13	1	—	—	—	—
722110	Full-service restaurants . . . . .	859	2 180	9 908	72	21	17	20	13	1	—	—	—	—
7222	Limited-service eating places . . . . .	656	1 119	5 160	54	15	15	12	12	—	—	—	—	—
72221	Limited-service eating places . . . . .	656	1 119	5 160	54	15	15	12	12	—	—	—	—	—
722211	Limited-service restaurants . . . . .	619	1 058	4 851	44	8	12	12	12	—	—	—	—	—
7223	Special food services . . . . .	(C)	(D)	(D)	6	3	2	—	—	1	—	—	—	—
7224	Drinking places (alcoholic beverages) . . . . .	(C)	(D)	(D)	37	26	8	3	—	—	—	—	—	—
72241	Drinking places (alcoholic beverages) . . . . .	(C)	(D)	(D)	37	26	8	3	—	—	—	—	—	—
<b>81</b>	<b>Other services (except public administration) . . . . .</b>	<b>987</b>	<b>2 911</b>	<b>12 844</b>	<b>201</b>	<b>129</b>	<b>45</b>	<b>21</b>	<b>5</b>	<b>1</b>	—	—	—	—
811	Repair & maintenance . . . . .	300	1 299	5 884	69	48	14	6	—	1	—	—	—	—
8111	Automotive repair & maintenance . . . . .	171	742	3 374	48	35	8	5	—	—	—	—	—	—
81111	Automotive mechanical & electrical R&M . . . . .	103	425	1 859	27	19	5	3	—	—	—	—	—	—
812	Personal & laundry services . . . . .	102	363	1 602	26	17	6	3	—	—	—	—	—	—
813	Religious, grantmaking, civic, prof & like organizations . . . . .	585	1 249	5 358	106	64	25	12	5	—	—	—	—	—
8131	Religious organizations . . . . .	233	501	2 118	54	37	12	4	1	—	—	—	—	—
81311	Religious organizations . . . . .	233	501	2 118	54	37	12	4	1	—	—	—	—	—
813110	Religious organizations . . . . .	233	501	2 118	54	37	12	4	1	—	—	—	—	—
8134	Civic & social organizations . . . . .	210	385	1 662	27	13	7	5	2	—	—	—	—	—
81341	Civic & social organizations . . . . .	210	385	1 662	27	13	7	5	2	—	—	—	—	—
813410	Civic & social organizations . . . . .	210	385	1 662	27	13	7	5	2	—	—	—	—	—
8139	Business, labor, political, like organizations . . . . .	117	257	1 114	20	11	5	2	2	—	—	—	—	—
<b>95</b>	<b>Auxiliaries (exc corporate, subsidiary &amp; regional mgt) . . . . .</b>	<b>(A)</b>	<b>(D)</b>	<b>(D)</b>	<b>1</b>	—	—	<b>1</b>	—	—	—	—	—	—
<b>99</b>	<b>Unclassified establishments . . . . .</b>	<b>13</b>	<b>31</b>	<b>360</b>	<b>25</b>	<b>24</b>	<b>1</b>	—	—	—	—	—	—	—
<b>ISLAND</b>														
	<b>Total . . . . .</b>	<b>11 000</b>	<b>54 190</b>	<b>230 858</b>	<b>1 573</b>	<b>1 051</b>	<b>276</b>	<b>141</b>	<b>76</b>	<b>18</b>	<b>8</b>	<b>3</b>	—	—
<b>11</b>	<b>Forestry, fishing, hunting, and agriculture support . . . . .</b>	<b>(A)</b>	<b>(D)</b>	<b>(D)</b>	<b>17</b>	<b>17</b>	—	—	—	—	—	—	—	—
<b>21</b>	<b>Mining . . . . .</b>	<b>(A)</b>	<b>(D)</b>	<b>(D)</b>	<b>2</b>	<b>1</b>	—	<b>1</b>	—	—	—	—	—	—
<b>22</b>	<b>Utilities . . . . .</b>	<b>54</b>	<b>426</b>	<b>1 737</b>	<b>11</b>	<b>7</b>	<b>3</b>	—	<b>1</b>	—	—	—	—	—

Note: Employment-size classes are indicated as follows: A—0 to 19; B—20 to 99; C—100 to 249; E—250 to 499; F—500 to 999; G—1,000 to 2,499; H—2,500 to 4,999; I—5,000 to 9,999; J—10,000 to 24,999; K—25,000 to 49,999; L—50,000 to 99,999; M—100,000 or more.



**Table 6. Counties—Employees, Payroll, and Establishments by Industry: 1999—Con.**

[Excludes most government employees, railroad employees, and self-employed persons. Size class 1 to 4 includes establishments with payroll, but no employees, during mid-March pay period. (D) denotes figures withheld to avoid disclosing data for individual companies; the data are included in broader industry totals. Detailed industries with 100 or more employees are shown if industry was not a (D). For explanation of terms, abbreviations, and data reliability/comparability, see introductory text]

NAICS code	Industry	Number of employees for week including March 12	Payroll (\$1,000)		Total number of establishments	Number of establishments by employment-size class									
			First quarter	Annual		1 to 4	5 to 9	10 to 19	20 to 49	50 to 99	100 to 249	250 to 499	500 to 999	1,000 or more	
<b>ISLAND—Con.</b>															
<b>23</b>	<b>Construction</b>	<b>1 049</b>	<b>5 786</b>	<b>28 295</b>	<b>310</b>	<b>251</b>	<b>41</b>	<b>12</b>	<b>5</b>		<b>1</b>				
233	Building, developing & general contracting	495	2 624	12 593	147	126	14	5	1		1				
2331	Land subdivision & land development	147	647	3 288	10	8	1				1				
23311	Land subdivision & land development	147	647	3 288	10	8	1				1				
233110	Land subdivision & land development	147	647	3 288	10	8	1				1				
2332	Residential building construction	302	1 670	7 846	123	106	13	3	1						
23321	Single-family housing construction	284	1 536	7 329	116	100	12	3	1						
233210	Single-family housing construction	284	1 536	7 329	116	100	12	3	1						
235	Special trade contractors	474	2 576	12 522	152	119	24	6	3						
2359	Other special trade contractors	157	1 021	5 044	31	23	3	2	3						
23593	Excavation contractors	111	819	4 167	15	11		1	3						
235930	Excavation contractors	111	819	4 167	15	11		1	3						
<b>31-33</b>	<b>Manufacturing</b>	<b>658</b>	<b>4 676</b>	<b>19 627</b>	<b>46</b>	<b>30</b>	<b>8</b>	<b>3</b>	<b>2</b>	<b>1</b>	<b>2</b>				
334	Computer & electronic product mfg	(C)	(D)	(D)	1						1				
3344	Semiconductor & oth electronic component mfg	(C)	(D)	(D)	1						1				
33441	Semiconductor & oth electronic component mfg	(C)	(D)	(D)	1						1				
336	Transportation equipment mfg	(C)	(D)	(D)	6	4		1			1				
3366	Ship & boat building	(C)	(D)	(D)	4	2		1			1				
33661	Ship & boat building	(C)	(D)	(D)	4	2		1			1				
<b>42</b>	<b>Wholesale trade</b>	<b>122</b>	<b>624</b>	<b>3 027</b>	<b>36</b>	<b>28</b>	<b>4</b>	<b>3</b>	<b>1</b>						
<b>44-45</b>	<b>Retail trade</b>	<b>2 339</b>	<b>10 731</b>	<b>45 067</b>	<b>225</b>	<b>115</b>	<b>46</b>	<b>36</b>	<b>22</b>	<b>4</b>	<b>1</b>	<b>1</b>			
441	Motor vehicle & parts dealers	256	1 853	7 590	23	8	4	7	4						
4411	Automobile dealers	(C)	(D)	(D)	7	2	1		4						
44111	New car dealers	122	925	4 364	6	2			4						
441110	New car dealers	122	925	4 364	6	2			4						
4413	Automotive parts, accessories & tire stores	110	818	2 672	11	2	3	6							
444	Bldg material & garden equip & supp dealers	314	1 596	6 716	30	11	5	9	5						
4441	Building material & supplies dealers	240	1 384	5 814	20	5	4	7	4						
44419	Other building material dealers	144	1 010	4 157	13	4	2	5	2						
444190	Other building material dealers	144	1 010	4 157	13	4	2	5	2						
445	Food & beverage stores	595	3 132	13 260	28	11	2	6	5	4					
4451	Grocery stores	543	3 017	12 733	17	3	1	4	5	4					
44511	Grocery (except convenience) stores	528	2 982	12 583	14	2		3	5	4					
445110	Grocery (except convenience) stores	528	2 982	12 583	14	2		3	5	4					
446	Health & personal care stores	140	609	2 731	9	1	3	1	4						
4461	Health & personal care stores	140	609	2 731	9	1	3	1	4						
44611	Pharmacies & drug stores	117	496	2 298	6		2		4						
446110	Pharmacies & drug stores	117	496	2 298	6		2		4						
447	Gasoline stations	158	565	2 343	15	4	6	3	2						
4471	Gasoline stations	158	565	2 343	15	4	6	3	2						
44711	Gasoline stations with convenience stores	123	446	1 829	10	2	5	1	2						
447110	Gasoline stations with convenience stores	123	446	1 829	10	2	5	1	2						
452	General merchandise stores	386	1 290	4 779	4	1	1				1	1			
4521	Department stores	(E)	(D)	(D)	2						1	1			
45211	Department stores	(E)	(D)	(D)	2						1	1			
453	Miscellaneous store retailers	139	372	1 657	42	32	8	2							
<b>48-49</b>	<b>Transportation &amp; warehousing</b>	<b>198</b>	<b>1 054</b>	<b>4 176</b>	<b>20</b>	<b>13</b>	<b>4</b>	<b>2</b>			<b>1</b>				
481	Air transportation	(C)	(D)	(D)	1						1				
4811	Scheduled air transportation	(C)	(D)	(D)	1						1				
48111	Scheduled air transportation	(C)	(D)	(D)	1						1				
<b>51</b>	<b>Information</b>	<b>234</b>	<b>1 740</b>	<b>10 094</b>	<b>24</b>	<b>17</b>	<b>2</b>	<b>2</b>	<b>2</b>		<b>1</b>				
513	Broadcasting & telecommunications	133	1 276	7 821	7	5			1		1				
5133	Telecommunications	(C)	(D)	(D)	5	3			1		1				
51331	Wired telecommunications carriers	(C)	(D)	(D)	4	2			1		1				
<b>52</b>	<b>Finance &amp; insurance</b>	<b>767</b>	<b>7 162</b>	<b>22 429</b>	<b>72</b>	<b>37</b>	<b>21</b>	<b>10</b>	<b>2</b>	<b>1</b>		<b>1</b>			
522	Credit intermediation & related activities	617	6 006	17 498	39	12	17	8		1		1			
5221	Depository credit intermediation	571	5 568	16 052	28	4	15	7		1		1			
52211	Commercial banking	181	1 660	5 587	17	2	10	4		1					
522110	Commercial banking	181	1 660	5 587	17	2	10	4		1					
52212	Savings institutions	(E)	(D)	(D)	9	1	5	2				1			
524	Insurance carriers & related activities	136	983	4 195	25	18	3	2	2						
5242	Agencies & other insurance related activities	(C)	(D)	(D)	21	14	3	2	2						
52421	Insurance agencies & brokerages	119	770	3 310	19	13	3	1	2						
524210	Insurance agencies & brokerages	119	770	3 310	19	13	3	1	2						
<b>53</b>	<b>Real estate &amp; rental &amp; leasing</b>	<b>263</b>	<b>928</b>	<b>3 928</b>	<b>81</b>	<b>66</b>	<b>11</b>	<b>3</b>	<b>1</b>						
531	Real estate	166	684	2 889	69	60	8	1							
<b>54</b>	<b>Professional, scientific &amp; technical services</b>	<b>353</b>	<b>1 954</b>	<b>8 733</b>	<b>127</b>	<b>105</b>	<b>14</b>	<b>7</b>	<b>1</b>						
541	Professional, scientific & technical services	353	1 954	8 733	127	105	14	7	1						
5411	Legal services	101	516	2 219	30	24	3	3							
<b>55</b>	<b>Management of companies &amp; enterprises</b>	<b>11</b>	<b>254</b>	<b>1 028</b>	<b>4</b>	<b>3</b>	<b>1</b>								

Note: Employment-size classes are indicated as follows: A—0 to 19; B—20 to 99; C—100 to 249; E—250 to 499; F—500 to 999; G—1,000 to 2,499; H—2,500 to 4,999; I—5,000 to 9,999; J—10,000 to 24,999; K—25,000 to 49,999; L—50,000 to 99,999; M—100,000 or more.

**Table 6. Counties—Employees, Payroll, and Establishments by Industry: 1999—Con.**

[Excludes most government employees, railroad employees, and self-employed persons. Size class 1 to 4 includes establishments with payroll, but no employees, during mid-March pay period. (D) denotes figures withheld to avoid disclosing data for individual companies; the data are included in broader industry totals. Detailed industries with 100 or more employees are shown if industry was not a (D). For explanation of terms, abbreviations, and data reliability/comparability, see introductory text]

NAICS code	Industry	Number of employees for week including March 12	Payroll (\$1,000)		Total number of establishments	Number of establishments by employment-size class								
			First quarter	Annual		1 to 4	5 to 9	10 to 19	20 to 49	50 to 99	100 to 249	250 to 499	500 to 999	1,000 or more
<b>ISLAND—Con.</b>														
<b>56</b>	<b>Admin, support, waste mgmt, remediation services</b>	<b>625</b>	<b>2 489</b>	<b>10 055</b>	<b>90</b>	<b>65</b>	<b>15</b>	<b>6</b>	<b>1</b>	<b>2</b>	<b>1</b>	—	—	—
561	Administrative & support services	585	2 239	8 938	85	63	14	4	1	2	1	—	—	—
5613	Employment services	(C)	(D)	(D)	3	—	1	—	—	1	1	—	—	—
56133	Employee leasing services	(C)	(D)	(D)	2	—	—	—	—	1	1	—	—	—
5617	Services to buildings & dwellings	183	453	2 348	56	44	8	4	—	—	—	—	—	—
<b>61</b>	<b>Educational services</b>	<b>135</b>	<b>610</b>	<b>2 619</b>	<b>25</b>	<b>15</b>	<b>5</b>	<b>4</b>	<b>1</b>	—	—	—	—	—
611	Educational services	135	610	2 619	25	15	5	4	1	—	—	—	—	—
<b>62</b>	<b>Health care and social assistance</b>	<b>1 704</b>	<b>9 306</b>	<b>40 588</b>	<b>151</b>	<b>86</b>	<b>39</b>	<b>11</b>	<b>8</b>	<b>5</b>	<b>1</b>	<b>1</b>	—	—
621	Ambulatory health care services	566	3 049	13 530	91	53	28	7	—	3	—	—	—	—
6211	Offices of physicians	184	1 243	5 246	26	14	9	2	—	1	—	—	—	—
62111	Offices of physicians	184	1 243	5 246	26	14	9	2	—	1	—	—	—	—
6212	Offices of dentists	155	868	3 905	26	10	12	4	—	—	—	—	—	—
62121	Offices of dentists	155	868	3 905	26	10	12	4	—	—	—	—	—	—
621210	Offices of dentists	155	868	3 905	26	10	12	4	—	—	—	—	—	—
622	Hospitals	(F)	(D)	(D)	2	—	—	—	—	1	—	1	—	—
6221	General medical & surgical hospitals	(F)	(D)	(D)	2	—	—	—	—	1	—	1	—	—
62211	General medical & surgical hospitals	(F)	(D)	(D)	2	—	—	—	—	1	—	1	—	—
623	Nursing & residential care facilities	(E)	(D)	(D)	20	14	3	—	1	1	1	—	—	—
6231	Nursing care facilities	(C)	(D)	(D)	3	1	—	—	—	1	1	—	—	—
62311	Nursing care facilities	(C)	(D)	(D)	3	1	—	—	—	1	1	—	—	—
624	Social assistance	339	1 185	4 933	38	19	8	4	7	—	—	—	—	—
6241	Individual & family services	(C)	(D)	(D)	19	8	5	3	3	—	—	—	—	—
<b>71</b>	<b>Arts, entertainment &amp; recreation</b>	<b>277</b>	<b>757</b>	<b>4 206</b>	<b>33</b>	<b>22</b>	<b>3</b>	<b>3</b>	<b>4</b>	<b>1</b>	—	—	—	—
713	Amusement, gambling & recreation industries	258	658	3 345	22	12	2	3	4	1	—	—	—	—
7139	Other amusement & recreation industries	(C)	(D)	(D)	21	12	2	3	4	—	—	—	—	—
71391	Golf courses & country clubs	100	343	1 861	5	1	1	1	2	—	—	—	—	—
713910	Golf courses & country clubs	100	343	1 861	5	1	1	1	2	—	—	—	—	—
<b>72</b>	<b>Accommodation &amp; food services</b>	<b>1 487</b>	<b>3 294</b>	<b>14 608</b>	<b>120</b>	<b>51</b>	<b>22</b>	<b>20</b>	<b>23</b>	<b>4</b>	—	—	—	—
721	Accommodation	246	603	2 879	28	15	4	4	5	—	—	—	—	—
7211	Traveler accommodation	(C)	(D)	(D)	27	14	4	4	5	—	—	—	—	—
72111	Hotels (exc casino hotels) & motels	146	339	1 536	14	7	2	2	3	—	—	—	—	—
721110	Hotels (exc casino hotels) & motels	146	339	1 536	14	7	2	2	3	—	—	—	—	—
722	Food services & drinking places	1 241	2 691	11 729	92	36	18	16	18	4	—	—	—	—
7221	Full-service restaurants	487	1 277	5 658	42	16	7	11	8	—	—	—	—	—
72211	Full-service restaurants	487	1 277	5 658	42	16	7	11	8	—	—	—	—	—
722110	Full-service restaurants	487	1 277	5 658	42	16	7	11	8	—	—	—	—	—
7222	Limited-service eating places	690	1 310	5 672	39	13	9	4	9	4	—	—	—	—
72221	Limited-service eating places	690	1 310	5 672	39	13	9	4	9	4	—	—	—	—
722211	Limited-service restaurants	578	1 110	4 560	29	8	5	4	9	3	—	—	—	—
722213	Snack & nonalcoholic beverage bars	112	200	1 012	10	5	4	—	—	1	—	—	—	—
<b>81</b>	<b>Other services (except public administration)</b>	<b>679</b>	<b>2 235</b>	<b>9 683</b>	<b>141</b>	<b>84</b>	<b>37</b>	<b>18</b>	<b>2</b>	—	—	—	—	—
811	Repair & maintenance	112	754	3 268	38	32	5	1	—	—	—	—	—	—
812	Personal & laundry services	165	420	1 882	35	19	12	3	1	—	—	—	—	—
813	Religious, grantmaking, civic, prof & like organizations	402	1 061	4 533	68	33	20	14	1	—	—	—	—	—
8131	Religious organizations	254	672	2 769	35	12	15	7	1	—	—	—	—	—
81311	Religious organizations	254	672	2 769	35	12	15	7	1	—	—	—	—	—
813110	Religious organizations	254	672	2 769	35	12	15	7	1	—	—	—	—	—
<b>99</b>	<b>Unclassified establishments</b>	<b>9</b>	<b>18</b>	<b>292</b>	<b>38</b>	<b>38</b>	—	—	—	—	—	—	—	—
<b>JEFFERSON</b>														
	<b>Total</b>	<b>6 358</b>	<b>30 102</b>	<b>135 840</b>	<b>1 029</b>	<b>719</b>	<b>152</b>	<b>102</b>	<b>42</b>	<b>9</b>	<b>3</b>	<b>2</b>	—	—
<b>11</b>	<b>Forestry, fishing, hunting, and agriculture support</b>	<b>65</b>	<b>416</b>	<b>2 057</b>	<b>26</b>	<b>20</b>	<b>3</b>	<b>3</b>	—	—	—	—	—	—
<b>21</b>	<b>Mining</b>	<b>(B)</b>	<b>(D)</b>	<b>(D)</b>	<b>3</b>	—	<b>1</b>	<b>2</b>	—	—	—	—	—	—
<b>22</b>	<b>Utilities</b>	<b>31</b>	<b>327</b>	<b>1 308</b>	<b>7</b>	<b>6</b>	—	—	<b>1</b>	—	—	—	—	—
<b>23</b>	<b>Construction</b>	<b>528</b>	<b>2 682</b>	<b>12 340</b>	<b>165</b>	<b>135</b>	<b>18</b>	<b>10</b>	<b>1</b>	<b>1</b>	—	—	—	—
233	Building, developing & general contracting	289	1 678	7 407	72	56	10	4	1	1	—	—	—	—
2332	Residential building construction	(C)	(D)	(D)	62	52	8	2	—	—	—	—	—	—
23321	Single-family housing construction	155	703	3 475	59	49	8	2	—	—	—	—	—	—
233210	Single-family housing construction	155	703	3 475	59	49	8	2	—	—	—	—	—	—
2333	Nonresidential building construction	(C)	(D)	(D)	9	4	2	1	1	1	—	—	—	—
23332	Commercial & institutional bldg construction	113	855	3 484	8	4	1	1	1	1	—	—	—	—
233320	Commercial & institutional bldg construction	113	855	3 484	8	4	1	1	1	1	—	—	—	—
235	Special trade contractors	222	974	4 677	87	74	8	5	—	—	—	—	—	—

Note: Employment-size classes are indicated as follows: A—0 to 19; B—20 to 99; C—100 to 249; E—250 to 499; F—500 to 999; G—1,000 to 2,499; H—2,500 to 4,999; I—5,000 to 9,999; J—10,000 to 24,999; K—25,000 to 49,999; L—50,000 to 99,999; M—100,000 or more.

**Table 6. Counties—Employees, Payroll, and Establishments by Industry: 1999—Con.**

[Excludes most government employees, railroad employees, and self-employed persons. Size class 1 to 4 includes establishments with payroll, but no employees, during mid-March pay period. (D) denotes figures withheld to avoid disclosing data for individual companies; the data are included in broader industry totals. Detailed industries with 100 or more employees are shown if industry was not a (D). For explanation of terms, abbreviations, and data reliability/comparability, see introductory text]

NAICS code	Industry	Number of employees for week including March 12	Payroll (\$1,000)		Total number of establishments	Number of establishments by employment-size class								
			First quarter	Annual		1 to 4	5 to 9	10 to 19	20 to 49	50 to 99	100 to 249	250 to 499	500 to 999	1,000 or more
<b>JEFFERSON—Con.</b>														
<b>31-33</b>	<b>Manufacturing .....</b>	<b>915</b>	<b>7 458</b>	<b>33 395</b>	<b>64</b>	<b>40</b>	<b>4</b>	<b>11</b>	<b>6</b>	<b>1</b>	<b>1</b>	<b>1</b>	—	—
321	Wood product mfg .....	105	808	3 548	7	2	1	3	—	1	—	—	—	—
322	Paper mfg .....	(E)	(D)	(D)	2	—	—	—	—	—	1	1	—	—
3221	Pulp, paper & paperboard mills .....	(E)	(D)	(D)	1	—	—	—	—	—	—	1	—	—
32212	Paper mills .....	(E)	(D)	(D)	1	—	—	—	—	—	—	1	—	—
3222	Converted paper product mfg .....	(C)	(D)	(D)	1	—	—	—	—	—	1	—	—	—
32222	Paper bag & coated & treated paper mfg .....	(C)	(D)	(D)	1	—	—	—	—	—	1	—	—	—
<b>42</b>	<b>Wholesale trade .....</b>	<b>75</b>	<b>395</b>	<b>1 880</b>	<b>28</b>	<b>25</b>	<b>1</b>	<b>2</b>	—	—	—	—	—	—
<b>44-45</b>	<b>Retail trade .....</b>	<b>1 023</b>	<b>4 139</b>	<b>17 908</b>	<b>145</b>	<b>96</b>	<b>21</b>	<b>16</b>	<b>10</b>	<b>1</b>	<b>1</b>	—	—	—
444	Bldg material & garden equip & supp dealers .....	135	594	2 841	13	7	1	2	3	—	—	—	—	—
4441	Building material & supplies dealers .....	(C)	(D)	(D)	11	6	1	2	2	—	—	—	—	—
445	Food & beverage stores .....	371	1 573	6 524	21	10	3	2	4	1	1	—	—	—
4451	Grocery stores .....	350	1 523	6 310	13	4	1	2	4	1	1	—	—	—
44511	Grocery (except convenience) stores .....	319	1 390	5 991	9	3	—	—	4	1	1	—	—	—
445110	Grocery (except convenience) stores .....	319	1 390	5 991	9	3	—	—	4	1	1	—	—	—
<b>48-49</b>	<b>Transportation &amp; warehousing .....</b>	<b>85</b>	<b>506</b>	<b>2 626</b>	<b>19</b>	<b>15</b>	<b>1</b>	<b>2</b>	1	—	—	—	—	—
<b>51</b>	<b>Information .....</b>	<b>179</b>	<b>1 178</b>	<b>5 413</b>	<b>22</b>	<b>11</b>	<b>6</b>	<b>3</b>	2	—	—	—	—	—
<b>52</b>	<b>Finance &amp; insurance .....</b>	<b>185</b>	<b>1 231</b>	<b>4 716</b>	<b>31</b>	<b>16</b>	<b>7</b>	<b>7</b>	1	—	—	—	—	—
<b>53</b>	<b>Real estate &amp; rental &amp; leasing .....</b>	<b>136</b>	<b>453</b>	<b>2 095</b>	<b>37</b>	<b>31</b>	<b>4</b>	<b>1</b>	1	—	—	—	—	—
531	Real estate .....	117	412	1 882	34	29	4	—	1	—	—	—	—	—
<b>54</b>	<b>Professional, scientific &amp; technical services .....</b>	<b>155</b>	<b>778</b>	<b>3 380</b>	<b>76</b>	<b>68</b>	<b>7</b>	<b>1</b>	—	—	—	—	—	—
541	Professional, scientific & technical services .....	155	778	3 380	76	68	7	1	—	—	—	—	—	—
<b>56</b>	<b>Admin, support, waste mgt, remediation services .....</b>	<b>(C)</b>	<b>(D)</b>	<b>(D)</b>	<b>38</b>	<b>29</b>	<b>6</b>	<b>2</b>	—	1	—	—	—	—
561	Administrative & support services .....	(C)	(D)	(D)	36	27	6	2	—	1	—	—	—	—
<b>61</b>	<b>Educational services .....</b>	<b>58</b>	<b>207</b>	<b>892</b>	<b>14</b>	<b>9</b>	<b>4</b>	<b>1</b>	—	—	—	—	—	—
<b>62</b>	<b>Health care and social assistance .....</b>	<b>994</b>	<b>5 248</b>	<b>22 678</b>	<b>88</b>	<b>51</b>	<b>20</b>	<b>9</b>	<b>4</b>	<b>2</b>	<b>1</b>	<b>1</b>	—	—
621	Ambulatory health care services .....	343	1 742	7 950	52	27	16	6	2	1	—	—	—	—
622	Hospitals .....	(E)	(D)	(D)	1	—	—	—	—	—	—	1	—	—
6221	General medical & surgical hospitals .....	(E)	(D)	(D)	1	—	—	—	—	—	—	1	—	—
62211	General medical & surgical hospitals .....	(E)	(D)	(D)	1	—	—	—	—	—	—	1	—	—
623	Nursing & residential care facilities .....	(C)	(D)	(D)	9	4	2	1	1	1	—	—	—	—
624	Social assistance .....	208	838	3 497	26	20	2	2	1	—	1	—	—	—
6243	Vocational rehabilitation services .....	126	546	2 306	6	3	2	—	—	—	1	—	—	—
62431	Vocational rehabilitation services .....	126	546	2 306	6	3	2	—	—	—	1	—	—	—
624310	Vocational rehabilitation services .....	126	546	2 306	6	3	2	—	—	—	1	—	—	—
<b>71</b>	<b>Arts, entertainment &amp; recreation .....</b>	<b>124</b>	<b>434</b>	<b>2 569</b>	<b>28</b>	<b>19</b>	<b>6</b>	<b>2</b>	<b>1</b>	—	—	—	—	—
713	Amusement, gambling & recreation industries .....	104	306	2 033	17	9	5	2	1	—	—	—	—	—
7139	Other amusement & recreation industries .....	104	306	2 033	17	9	5	2	1	—	—	—	—	—
<b>72</b>	<b>Accommodation &amp; food services .....</b>	<b>1 164</b>	<b>2 510</b>	<b>12 111</b>	<b>113</b>	<b>51</b>	<b>24</b>	<b>23</b>	<b>12</b>	<b>3</b>	—	—	—	—
721	Accommodation .....	281	658	3 270	30	15	7	4	3	1	—	—	—	—
7211	Traveler accommodation .....	270	622	3 048	24	9	7	4	3	1	—	—	—	—
72111	Hotels (exc casino hotels) & motels .....	220	563	2 759	15	5	4	2	3	1	—	—	—	—
721110	Hotels (exc casino hotels) & motels .....	220	563	2 759	15	5	4	2	3	1	—	—	—	—
722	Food services & drinking places .....	883	1 852	8 841	83	36	17	19	9	2	—	—	—	—
7221	Full-service restaurants .....	583	1 319	6 323	46	13	10	16	6	1	—	—	—	—
72211	Full-service restaurants .....	583	1 319	6 323	46	13	10	16	6	1	—	—	—	—
722110	Full-service restaurants .....	583	1 319	6 323	46	13	10	16	6	1	—	—	—	—
7222	Limited-service eating places .....	243	441	2 021	29	19	4	3	2	1	—	—	—	—
72221	Limited-service eating places .....	243	441	2 021	29	19	4	3	2	1	—	—	—	—
722211	Limited-service restaurants .....	180	334	1 397	16	12	1	—	2	1	—	—	—	—
<b>81</b>	<b>Other services (except public administration) .....</b>	<b>414</b>	<b>1 218</b>	<b>5 715</b>	<b>108</b>	<b>81</b>	<b>18</b>	<b>7</b>	<b>2</b>	—	—	—	—	—
811	Repair & maintenance .....	127	498	2 482	36	28	4	4	—	—	—	—	—	—
813	Religious, grantmaking, civic, prof & like organizations .....	212	552	2 514	49	34	11	3	1	—	—	—	—	—
<b>99</b>	<b>Unclassified establishments .....</b>	<b>9</b>	<b>24</b>	<b>266</b>	<b>17</b>	<b>16</b>	<b>1</b>	—	—	—	—	—	—	—

Note: Employment-size classes are indicated as follows: A—0 to 19; B—20 to 99; C—100 to 249; E—250 to 499; F—500 to 999; G—1,000 to 2,499; H—2,500 to 4,999; I—5,000 to 9,999; J—10,000 to 24,999; K—25,000 to 49,999; L—50,000 to 99,999; M—100,000 or more.

**Table 6. Counties—Employees, Payroll, and Establishments by Industry: 1999—Con.**

[Excludes most government employees, railroad employees, and self-employed persons. Size class 1 to 4 includes establishments with payroll, but no employees, during mid-March pay period. (D) denotes figures withheld to avoid disclosing data for individual companies; the data are included in broader industry totals. Detailed industries with 100 or more employees are shown if industry was not a (D). For explanation of terms, abbreviations, and data reliability/comparability, see introductory text]

NAICS code	Industry	Number of employees for week including March 12	Payroll (\$1,000)		Total number of establishments	Number of establishments by employment-size class									
			First quarter	Annual		1 to 4	5 to 9	10 to 19	20 to 49	50 to 99	100 to 249	250 to 499	500 to 999	1,000 or more	
<b>KING</b>	<b>Total .....</b>	<b>1 004 382</b>	<b>10 663 237</b>	<b>45 142 974</b>	<b>59 335</b>	<b>32 364</b>	<b>10 740</b>	<b>7 618</b>	<b>5 286</b>	<b>1 826</b>	<b>1 089</b>	<b>273</b>	<b>82</b>	<b>57</b>	
<b>11</b>	<b>Forestry, fishing, hunting, and agriculture support .....</b>	<b>2 867</b>	<b>26 384</b>	<b>120 688</b>	<b>290</b>	<b>218</b>	<b>19</b>	<b>21</b>	<b>17</b>	<b>7</b>	<b>6</b>	<b>2</b>	<b>-</b>	<b>-</b>	
113	Forestry and logging .....	507	4 544	21 802	45	29	7	5	3	-	-	1	-	-	
1133	Logging .....	489	4 387	20 862	41	27	5	5	3	-	-	1	-	-	
11331	Logging .....	489	4 387	20 862	41	27	5	5	3	-	-	1	-	-	
113310	Logging .....	489	4 387	20 862	41	27	5	5	3	-	-	1	-	-	
114	Fishing, hunting & trapping .....	(G)	(D)	(D)	193	149	5	12	13	7	6	1	-	-	
1141	Fishing .....	2 192	21 108	95 582	191	147	5	12	13	7	6	1	-	-	
11411	Fishing .....	2 192	21 108	95 582	191	147	5	12	13	7	6	1	-	-	
114111	Finfish fishing .....	1 974	19 279	82 714	136	101	3	9	10	6	6	1	-	-	
114112	Shellfish fishing .....	218	1 829	12 868	55	46	2	3	3	1	-	-	-	-	
115	Agriculture & forestry support activities .....	(C)	(D)	(D)	52	40	7	4	1	-	-	-	-	-	
1152	Animal production support activities .....	125	481	2 032	36	27	5	3	1	-	-	-	-	-	
11521	Animal production support activities .....	125	481	2 032	36	27	5	3	1	-	-	-	-	-	
115210	Animal production support activities .....	125	481	2 032	36	27	5	3	1	-	-	-	-	-	
<b>21</b>	<b>Mining .....</b>	<b>275</b>	<b>3 848</b>	<b>11 852</b>	<b>33</b>	<b>17</b>	<b>5</b>	<b>6</b>	<b>5</b>	<b>-</b>	<b>-</b>	<b>-</b>	<b>-</b>	<b>-</b>	
212	Mining (except oil & gas) .....	(E)	(D)	(D)	24	8	5	6	5	-	-	-	-	-	
2123	Nonmetallic mineral mining & quarrying .....	(C)	(D)	(D)	21	6	5	5	5	-	-	-	-	-	
21231	Stone mining & quarrying .....	(C)	(D)	(D)	10	3	4	1	2	-	-	-	-	-	
21232	Sand, gravel, clay, refractory minerals mining .....	144	2 758	6 890	11	3	1	4	3	-	-	-	-	-	
<b>22</b>	<b>Utilities .....</b>	<b>2 278</b>	<b>30 726</b>	<b>121 910</b>	<b>45</b>	<b>21</b>	<b>1</b>	<b>3</b>	<b>8</b>	<b>5</b>	<b>4</b>	<b>3</b>	<b>-</b>	<b>-</b>	
221	Utilities .....	2 278	30 726	121 910	45	21	1	3	8	5	4	3	-	-	
2211	Elec pwr generation, transmns & distribution .....	(G)	(D)	(D)	30	8	1	3	7	5	3	3	-	-	
22111	Electric power generation .....	(E)	(D)	(D)	5	2	-	2	-	-	-	1	-	-	
22112	Electric pwr transmns, control & distribution ..	(G)	(D)	(D)	25	6	1	1	7	5	3	2	-	-	
2212	Natural gas distribution .....	(C)	(D)	(D)	4	3	-	-	-	-	1	-	-	-	
22121	Natural gas distribution .....	(C)	(D)	(D)	4	3	-	-	-	-	1	-	-	-	
<b>23</b>	<b>Construction .....</b>	<b>60 092</b>	<b>550 775</b>	<b>2 622 555</b>	<b>5 755</b>	<b>3 645</b>	<b>884</b>	<b>606</b>	<b>411</b>	<b>120</b>	<b>68</b>	<b>15</b>	<b>5</b>	<b>1</b>	
233	Building, developing & general contracting .....	19 306	184 345	868 457	2 348	1 662	329	191	110	28	20	6	1	1	
2331	Land subdivision & land development .....	851	8 830	41 156	179	132	21	18	6	1	1	-	-	-	
23311	Land subdivision & land development .....	851	8 830	41 156	179	132	21	18	6	1	1	-	-	-	
233110	Land subdivision & land development .....	851	8 830	41 156	179	132	21	18	6	1	1	-	-	-	
2332	Residential building construction .....	9 242	78 027	353 465	1 764	1 314	251	119	61	10	7	2	-	-	
23321	Single-family housing construction .....	8 202	68 666	320 576	1 660	1 253	229	110	50	10	7	1	-	-	
233210	Single-family housing construction .....	8 202	68 666	320 576	1 660	1 253	229	110	50	10	7	1	-	-	
23322	Multifamily housing construction .....	1 040	9 361	32 889	104	61	22	9	11	-	-	1	-	-	
233220	Multifamily housing construction .....	1 040	9 361	32 889	104	61	22	9	11	-	-	1	-	-	
2333	Nonresidential building construction .....	9 213	97 488	473 836	405	216	57	54	43	17	12	4	1	1	
23331	Mfg & industrial building construction .....	2 289	26 456	127 581	56	31	5	5	9	1	4	-	-	1	
233310	Mfg & industrial building construction .....	2 289	26 456	127 581	56	31	5	5	9	1	4	-	-	1	
23332	Commercial & institutional bldg construction ..	6 924	71 032	346 255	349	185	52	49	34	16	8	4	1	-	
233320	Commercial & institutional bldg construction ..	6 924	71 032	346 255	349	185	52	49	34	16	8	4	1	-	
234	Heavy construction .....	7 191	73 216	383 246	272	104	51	46	47	11	7	4	2	-	
2341	Highway, street, bridge & tunnel construction ...	2 388	24 673	146 778	65	21	12	12	10	4	4	1	1	-	
23411	Highway & street construction .....	2 134	22 190	133 126	60	18	12	12	10	3	3	1	1	-	
234110	Highway & street construction .....	2 134	22 190	133 126	60	18	12	12	10	3	3	1	1	-	
23412	Bridge & tunnel construction .....	254	2 483	13 652	5	3	-	-	-	1	1	-	-	-	
234120	Bridge & tunnel construction .....	254	2 483	13 652	5	3	-	-	-	1	1	-	-	-	
2349	Other heavy construction .....	4 803	48 543	236 468	207	83	39	34	37	7	3	3	1	-	
23491	Water, sewer & pipeline construction .....	1 163	13 151	64 613	64	18	13	13	16	3	1	-	-	-	
234910	Water, sewer & pipeline construction .....	1 163	13 151	64 613	64	18	13	13	16	3	1	-	-	-	
23492	Pwr, communication transmnsn line construction ..	(G)	(D)	(D)	29	15	2	4	5	1	1	-	1	-	
23493	Industrial nonbuilding structure construction ..	(F)	(D)	(D)	6	2	1	-	1	-	-	2	-	-	
23499	All other heavy construction .....	1 648	17 914	80 161	108	48	23	17	15	3	1	1	-	-	
234990	All other heavy construction .....	1 648	17 914	80 161	108	48	23	17	15	3	1	1	-	-	
235	Special trade contractors .....	33 595	293 214	1 370 852	3 135	1 879	504	369	254	81	41	5	2	-	
2351	Plumbing, heating & AC contractor .....	7 105	75 558	331 292	460	236	74	69	50	20	9	2	-	-	
23511	Plumbing, heating & AC contractor .....	7 105	75 558	331 292	460	236	74	69	50	20	9	2	-	-	
235110	Plumbing, heating & AC contractor .....	7 105	75 558	331 292	460	236	74	69	50	20	9	2	-	-	
2352	Painting & wall covering contractors .....	2 966	19 036	103 899	451	319	60	40	24	5	2	1	-	-	
23521	Painting & wall covering contractors .....	2 966	19 036	103 899	451	319	60	40	24	5	2	1	-	-	
235210	Painting & wall covering contractors .....	2 966	19 036	103 899	451	319	60	40	24	5	2	1	-	-	
2353	Electrical contractors .....	6 182	59 539	281 568	415	210	86	51	43	11	13	1	-	-	
23531	Electrical contractors .....	6 182	59 539	281 568	415	210	86	51	43	11	13	1	-	-	
235310	Electrical contractors .....	6 182	59 539	281 568	415	210	86	51	43	11	13	1	-	-	
2354	Masonry, drywall, insulation, tile contractors .....	6 123	50 087	225 772	367	210	55	35	41	14	9	1	2	-	
23541	Masonry & stone contractors .....	992	8 599	40 717	126	89	17	7	8	4	1	-	-	-	
235410	Masonry & stone contractors .....	992	8 599	40 717	126	89	17	7	8	4	1	-	-	-	
23542	Drywall, acoustical & insulation contractors ...	4 310	33 126	149 495	183	80	31	23	30	9	8	1	1	-	
235420	Drywall, acoustical & insulation contractors ...	4 310	33 126	149 495	183	80	31	23	30	9	8	1	1	-	
23543	Tile, marble, terrazzo & mosaic contractors ..	821	8 362	35 560	58	41	7	5	3	1	-	-	1	-	
235430	Tile, marble, terrazzo & mosaic contractors ..	821	8 362	35 560	58	41	7	5	3	1	-	-	1	-	
2355	Carpentry & floor contractors .....	2 692	17 230	82 111	518	375	71	45	21	6	-	-	-	-	
23551	Carpentry contractors .....	2 015	12 483	60 225	370	270	49	31	14	6	-	-	-	-	
235510	Carpentry contractors .....	2 015	12 483	60 225	370	270	49	31	14	6	-	-	-	-	
23552	Floor laying & other floor contractors .....	677	4 747	21 886	148	105	22	14	7	-	-	-	-	-	
235520	Floor laying & other floor contractors .....	677	4 747	21 886	148	105	22	14	7	-	-	-	-	-	

Note: Employment-size classes are indicated as follows: A—0 to 19; B—20 to 99; C—100 to 249; E—250 to 499; F—500 to 999; G—1,000 to 2,499; H—2,500 to 4,999; I—5,000 to 9,999; J—10,000 to 24,999; K—25,000 to 49,999; L—50,000 to 99,999; M—100,000 or more.

Table 6. Counties—Employees, Payroll, and Establishments by Industry: 1999—Con.

[Excludes most government employees, railroad employees, and self-employed persons. Size class 1 to 4 includes establishments with payroll, but no employees, during mid-March pay period. (D) denotes figures withheld to avoid disclosing data for individual companies; the data are included in broader industry totals. Detailed industries with 100 or more employees are shown if industry was not a (D). For explanation of terms, abbreviations, and data reliability/comparability, see introductory text]

NAICS code	Industry	Number of employees for week including March 12	Payroll (\$1,000)		Total number of establishments	Number of establishments by employment-size class										
			First quarter	Annual		1 to 4	5 to 9	10 to 19	20 to 49	50 to 99	100 to 249	250 to 499	500 to 999	1,000 or more		
<b>23</b>	<b>KING—Con.</b>															
	<b>Construction—Con.</b>															
235	Special trade contractors—Con.															
2356	Roofing, siding, & sheet metal contractors	2 047	14 488	76 488	244	138	46	29	24	6	1	—	—	—	—	—
23561	Roofing, siding, & sheet metal contractors	2 047	14 488	76 488	244	138	46	29	24	6	1	—	—	—	—	—
235610	Roofing, siding, & sheet metal contractors	2 047	14 488	76 488	244	138	46	29	24	6	1	—	—	—	—	—
2357	Concrete contractors	1 602	11 733	56 875	182	103	33	28	13	4	1	—	—	—	—	—
23571	Concrete contractors	1 602	11 733	56 875	182	103	33	28	13	4	1	—	—	—	—	—
235710	Concrete contractors	1 602	11 733	56 875	182	103	33	28	13	4	1	—	—	—	—	—
2359	Other special trade contractors	4 856	45 358	211 850	490	282	77	72	38	15	6	—	—	—	—	—
23591	Structural steel erection contractors	1 057	8 668	37 528	36	10	6	7	3	3	3	—	—	—	—	—
235910	Structural steel erection contractors	1 057	8 668	37 528	36	10	6	7	3	3	3	—	—	—	—	—
23592	Glass & glazing contractors	507	4 688	20 721	57	32	14	5	3	3	—	—	—	—	—	—
235920	Glass & glazing contractors	507	4 688	20 721	57	32	14	5	3	3	—	—	—	—	—	—
23593	Excavation contractors	921	7 194	47 575	134	87	20	16	8	2	1	—	—	—	—	—
235930	Excavation contractors	921	7 194	47 575	134	87	20	16	8	2	1	—	—	—	—	—
23594	Wrecking & demolition contractors	306	3 326	15 111	17	8	1	3	3	1	1	—	—	—	—	—
235940	Wrecking & demolition contractors	306	3 326	15 111	17	8	1	3	3	1	1	—	—	—	—	—
23595	Bldg equip & oth mach installation contractor	600	10 294	40 448	34	16	5	7	2	3	1	—	—	—	—	—
235950	Bldg equip & oth mach installation contractor	600	10 294	40 448	34	16	5	7	2	3	1	—	—	—	—	—
23599	All other special trade contractors	1 465	11 188	50 467	212	129	31	34	15	3	—	—	—	—	—	—
235990	All other special trade contractors	1 465	11 188	50 467	212	129	31	34	15	3	—	—	—	—	—	—
<b>31-33</b>	<b>Manufacturing</b>	<b>139 330</b>	<b>1 611 996</b>	<b>6 530 680</b>	<b>2 858</b>	<b>1 119</b>	<b>525</b>	<b>400</b>	<b>443</b>	<b>177</b>	<b>133</b>	<b>41</b>	<b>12</b>	<b>8</b>		
311	Food mfg	12 311	100 004	413 055	277	91	55	29	38	27	30	5	1	1		
3112	Grain & oilseed milling	158	1 661	6 502	6	2	1	2	—	—	1	—	—	—	—	—
31121	Flour milling & malt mfg	(C)	(D)	(D)	4	1	1	1	—	—	1	—	—	—	—	—
3113	Sugar & confectionery product mfg	(E)	(D)	(D)	20	8	4	3	4	1	—	—	—	—	—	—
31133	Confectionery mfg from purchased chocolate	135	461	2 572	10	3	2	3	2	—	—	—	—	—	—	—
311330	Confectionery mfg from purchased chocolate	135	461	2 572	10	3	2	3	2	—	—	—	—	—	—	—
3114	Fruit & veg preserving & specialty food mfg	411	3 163	13 435	17	7	5	—	2	2	1	—	—	—	—	—
31141	Frozen food mfg	354	2 738	11 736	10	3	3	—	1	2	1	—	—	—	—	—
3115	Dairy product mfg	882	9 474	39 484	16	5	1	1	3	1	5	—	—	—	—	—
31151	Dairy product (exc frozen) mfg	(F)	(D)	(D)	10	2	1	1	2	—	4	—	—	—	—	—
31152	Ice cream & frozen dessert mfg	(C)	(D)	(D)	6	3	—	—	1	1	1	—	—	—	—	—
3116	Animal slaughtering & processing	929	7 008	28 646	24	9	2	2	4	5	1	1	—	—	—	—
31161	Animal slaughtering & processing	929	7 008	28 646	24	9	2	2	4	5	1	1	—	—	—	—
311612	Meat processed from carcasses	764	5 026	21 715	15	3	2	1	4	3	1	1	—	—	—	—
3117	Seafood product preparation & packaging	4 313	36 366	144 216	52	10	8	4	7	8	12	2	1	—	—	—
31171	Seafood product preparation & packaging	4 313	36 366	144 216	52	10	8	4	7	8	12	2	1	—	—	—
311711	Seafood canning	352	5 267	19 022	13	6	3	2	—	—	2	—	—	—	—	—
311712	Fresh & frozen seafood processing	3 961	31 099	125 194	39	4	5	2	7	8	10	2	1	—	—	—
3118	Bakeries & tortilla mfg	4 310	34 958	147 514	105	38	26	13	11	6	8	2	—	1		
31181	Bread & bakery product mfg	3 474	27 790	119 498	86	35	23	10	6	4	5	2	—	—	—	—
311812	Commercial bakeries	3 034	25 741	110 288	38	13	6	3	5	4	4	2	—	—	—	—
31182	Cookie, cracker & pasta mfg	(F)	(D)	(D)	15	1	3	2	4	2	3	—	—	—	—	—
311822	Flour mixes & dough mfg from purchased flour	504	5 097	19 906	4	—	—	—	1	—	3	—	—	—	—	—
3119	Other food mfg	978	5 850	26 183	36	12	8	4	6	4	2	—	—	—	—	—
31192	Coffee & tea mfg	(C)	(D)	(D)	7	3	2	—	1	—	1	—	—	—	—	—
31194	Seasoning & dressing mfg	(E)	(D)	(D)	9	4	1	1	—	3	—	—	—	—	—	—
31199	All other food mfg	496	2 478	10 989	19	5	5	3	5	—	1	—	—	—	—	—
312	Beverage & tobacco product mfg	1 903	16 095	61 871	30	8	2	3	6	6	3	—	—	—	—	—
3121	Beverage mfg	1 903	16 095	61 871	30	8	2	3	6	6	3	2	—	—	—	—
31211	Soft drink & ice mfg	(F)	(D)	(D)	10	1	—	—	5	3	—	1	—	—	—	—
312111	Soft drink mfg	549	4 875	21 050	7	—	—	—	3	3	—	1	—	—	—	—
31212	Breweries	635	4 765	19 053	13	4	—	3	1	3	2	—	—	—	—	—
312120	Breweries	635	4 765	19 053	13	4	—	3	1	3	2	—	—	—	—	—
31213	Wineries	(F)	(D)	(D)	7	3	2	—	—	—	1	1	—	—	—	—
313	Textile mills	167	1 282	6 721	26	16	4	5	1	—	—	—	—	—	—	—
314	Textile product mills	854	4 850	22 541	69	30	14	9	14	2	—	—	—	—	—	—
3141	Textile furnishings mills	152	950	4 111	14	8	2	—	4	—	—	—	—	—	—	—
31412	Curtain & linen mills	(C)	(D)	(D)	13	7	2	—	4	—	—	—	—	—	—	—
3149	Other textile product mills	702	3 900	18 430	55	22	12	9	10	2	—	—	—	—	—	—
31491	Textile bag & canvas mills	408	2 339	10 999	31	15	5	4	5	2	—	—	—	—	—	—
314911	Textile bag mills	149	618	3 222	8	4	—	1	2	1	—	—	—	—	—	—
314912	Canvas & related product mills	259	1 721	7 777	23	11	5	3	3	1	—	—	—	—	—	—
31499	All other textile product mills	294	1 561	7 431	24	7	7	5	5	—	—	—	—	—	—	—
315	Apparel manufacturing	2 205	10 873	53 164	112	59	14	19	9	4	7	—	—	—	—	—
3152	Cut & sew apparel mfg	1 684	7 471	34 125	79	36	10	17	8	2	6	—	—	—	—	—
31521	Cut & sew apparel contractors	660	2 367	12 202	45	22	7	10	4	—	2	—	—	—	—	—
315211	Men's, boys' cut & sew apparel contractors	363	1 235	7 248	6	1	—	2	1	—	2	—	—	—	—	—
315212	Women's, girls', infants, cut, sew apparel contr	297	1 132	4 954	39	21	7	8	3	—	—	—	—	—	—	—
31522	Men's, boys' cut & sew apparel mfg	509	2 996	13 388	6	—	—	2	1	—	3	—	—	—	—	—
31523	Women's, girls' cut & sew apparel mfg	331	1 548	5 855	21	10	3	3	3	2	—	—	—	—	—	—
31529	Other cut & sew apparel mfg	184	560	2 680	7	4	—	2	—	—	1	—	—	—	—	—
3159	Apparel accessories & other apparel mfg	(E)	(D)	(D)	29	23	2	1	1	1	1	—	—	—	—	—
31599	Apparel accessories & other apparel mfg	(E)	(D)	(D)	29	23	2	1	1	1	1	—	—	—	—	—
315999	Other apparel accessories & other apparel mfg	325	1 458	6 668	23	18	2	1	1	—	1	—	—	—	—	—

Note: Employment-size classes are indicated as follows: A—0 to 19; B—20 to 99; C—100 to 249; E—250 to 499; F—500 to 999; G—1,000 to 2,499; H—2,500 to 4,999; I—5,000 to 9,999; J—10,000 to 24,999; K—25,000 to 49,999; L—50,000 to 99,999; M—100,000 or more.

Table 6. **Counties—Employees, Payroll, and Establishments by Industry: 1999—Con.**

[Excludes most government employees, railroad employees, and self-employed persons. Size class 1 to 4 includes establishments with payroll, but no employees, during mid-March pay period. (D) denotes figures withheld to avoid disclosing data for individual companies; the data are included in broader industry totals. Detailed industries with 100 or more employees are shown if industry was not a (D). For explanation of terms, abbreviations, and data reliability/comparability, see introductory text]

NAICS code	Industry	Number of employees for week including March 12	Payroll (\$1,000)		Total number of establishments	Number of establishments by employment-size class									
			First quarter	Annual		1 to 4	5 to 9	10 to 19	20 to 49	50 to 99	100 to 249	250 to 499	500 to 999	1,000 or more	
<b>KING—Con.</b>															
<b>31-33 Manufacturing—Con.</b>															
321	Wood product mfg .....	2 181	16 204	63 985	77	28	11	13	12	9	3	1	—	—	
3211	Sawmills & wood preservation .....	427	4 210	17 101	7	1	—	3	2	—	—	1	—	—	
32111	Sawmills & wood preservation .....	427	4 210	17 101	7	1	—	3	2	—	—	1	—	—	
3212	Veneer, plywood & engineered wood product mfg .....	543	3 561	15 440	12	3	3	—	1	4	1	—	—	—	
32121	Veneer, plywood & engineered wood product mfg .....	543	3 561	15 440	12	3	3	—	1	4	1	—	—	—	
321214	Truss mfg .....	156	1 048	4 968	5	1	1	—	1	2	—	—	—	—	
3219	Other wood product mfg .....	1 211	8 433	31 444	58	24	8	10	9	5	2	—	—	—	
32191	Millwork .....	580	4 223	18 210	30	14	3	5	4	—	—	—	—	—	
321911	Wood window & door mfg .....	377	2 685	11 482	18	7	2	4	3	2	—	—	—	—	
32192	Wood container & pallet mfg .....	200	1 132	4 995	12	3	2	4	2	1	—	—	—	—	
321920	Wood container & pallet mfg .....	200	1 132	4 995	12	3	2	4	2	1	—	—	—	—	
32199	All other wood product mfg .....	431	3 078	8 239	16	7	3	1	3	—	2	—	—	—	
321999	All other miscellaneous wood product mfg ..	138	871	3 630	9	5	2	—	1	—	1	—	—	—	
322	Paper mfg .....	1 828	16 854	67 135	37	6	5	4	9	6	7	—	—	—	
3222	Converted paper product mfg .....	1 828	16 854	67 135	37	6	5	4	9	6	7	—	—	—	
32221	Paperboard container mfg .....	1 229	11 877	46 404	20	2	1	2	6	3	6	—	—	—	
322211	Corrugated & solid fiber box mfg .....	810	7 775	30 348	14	2	1	1	4	2	4	—	—	—	
32223	Stationery product mfg .....	413	3 629	14 833	10	2	2	2	2	1	1	—	—	—	
32229	Other converted paper product mfg .....	(C)	(D)	(D)	3	1	1	—	—	1	—	—	—	—	
323	Printing & related support activities .....	6 718	57 648	240 426	399	158	83	69	58	21	8	2	—	—	
3231	Printing & related support activities .....	6 718	57 648	240 426	399	158	83	69	58	21	8	2	—	—	
32311	Printing .....	5 857	48 079	204 896	357	147	75	59	48	19	7	2	—	—	
323110	Commercial lithographic printing .....	3 249	29 108	126 139	166	57	36	25	29	13	6	—	—	—	
323112	Commercial flexographic printing .....	219	1 787	9 228	7	1	3	—	1	2	—	—	—	—	
323113	Commercial screen printing .....	886	5 280	20 362	48	20	7	10	9	—	1	1	—	—	
323114	Quick printing .....	559	3 850	16 743	80	44	18	13	4	1	—	—	—	—	
323116	Manifold business form printing .....	469	4 037	16 001	7	2	1	—	1	2	—	1	—	—	
323117	Book printing .....	145	1 275	4 588	5	1	—	2	1	1	—	—	—	—	
323119	Other commercial printing .....	197	1 313	6 129	30	16	8	5	1	—	—	—	—	—	
32312	Printing support activities .....	861	9 569	35 530	42	11	8	10	10	2	1	—	—	—	
323121	Tradebinding & related work .....	307	2 208	8 911	17	5	1	5	5	1	—	—	—	—	
323122	Prepress services .....	554	7 361	26 619	25	6	7	5	5	1	1	—	—	—	
324	Petroleum & coal products mfg .....	(C)	(D)	(D)	7	3	1	1	2	—	—	—	—	—	
3241	Petroleum & coal products mfg .....	(C)	(D)	(D)	7	3	1	1	2	—	—	—	—	—	
325	Chemical mfg .....	1 240	12 831	53 922	84	30	20	16	13	4	1	—	—	—	
3254	Pharmaceutical & medicine mfg .....	330	4 291	15 405	16	6	6	1	2	—	1	—	—	—	
32541	Pharmaceutical & medicine mfg .....	330	4 291	15 405	16	6	6	1	2	—	1	—	—	—	
3255	Paint, coating & adhesive mfg .....	350	3 210	13 554	19	6	3	4	3	3	—	—	—	—	
32551	Paint & coating mfg .....	317	2 988	12 476	13	3	1	3	3	3	—	—	—	—	
325510	Paint & coating mfg .....	317	2 988	12 476	13	3	1	3	3	3	—	—	—	—	
3256	Soap, cleaners & toilet preparation mfg .....	143	1 195	5 943	18	9	4	3	2	—	—	—	—	—	
32561	Soap & cleaning compound mfg .....	116	1 066	5 259	13	6	3	2	2	—	—	—	—	—	
3259	Other chemical product & preparation mfg .....	253	2 821	11 930	14	1	4	3	6	—	—	—	—	—	
32591	Printing ink mfg .....	(C)	(D)	(D)	5	—	1	2	2	—	—	—	—	—	
32599	All other chemical product & preparation mfg ..	(C)	(D)	(D)	9	1	3	1	4	—	—	—	—	—	
326	Plastics & rubber products mfg .....	4 156	30 055	131 139	95	34	8	9	23	11	7	3	—	—	
3261	Plastics product mfg .....	3 858	28 196	122 296	83	30	6	9	20	8	7	3	—	—	
32611	Unsupported plastics film, sheet, & bag mfg ..	559	3 815	17 231	7	1	1	1	1	1	2	—	—	—	
32612	Plastics pipe, pipe fitting, & unsupported profile shape mfg .....	(F)	(D)	(D)	7	4	—	—	1	—	—	1	—	—	
32614	Polystyrene foam product mfg .....	140	1 076	4 721	5	1	—	1	2	1	—	—	—	—	
326140	Polystyrene foam product mfg .....	140	1 076	4 721	5	1	—	1	2	1	—	—	—	—	
32615	Foam product (exc polystyrene) mfg .....	(E)	(D)	(D)	8	5	—	—	—	2	—	—	—	—	
32619	Other plastics product mfg .....	2 109	13 587	59 044	51	16	4	6	15	4	5	1	—	—	
326199	All other plastics product mfg .....	2 010	13 119	57 413	47	16	3	6	12	4	5	1	—	—	
3262	Rubber product mfg .....	298	1 859	8 843	12	4	2	—	3	3	—	—	—	—	
32629	Other rubber product mfg .....	(E)	(D)	(D)	10	3	1	—	3	3	—	—	—	—	
327	Nonmetallic mineral product mfg .....	2 801	23 866	103 522	89	33	19	9	12	9	6	—	1	—	
3271	Clay product & refractory mfg .....	185	1 235	5 241	11	1	5	2	2	1	—	—	—	—	
32712	Clay building material & refractories mfg .....	111	711	3 311	5	—	4	—	—	1	—	—	—	—	
3272	Glass & glass product mfg .....	1 250	10 316	41 597	35	18	7	2	3	2	2	—	1	—	
32721	Glass & glass product mfg .....	1 250	10 316	41 597	35	18	7	2	3	2	2	—	1	—	
327215	Glass product mfg made of purchased glass .....	601	4 194	18 880	22	11	5	1	2	1	2	—	—	—	
3273	Cement & concrete product mfg .....	1 144	10 641	49 586	31	9	2	4	7	6	3	—	—	—	
32731	Cement mfg .....	(C)	(D)	(D)	3	1	—	—	1	—	—	—	—	—	
32732	Ready-mix concrete mfg .....	584	6 090	30 001	14	4	—	2	2	5	1	—	—	—	
327320	Ready-mix concrete mfg .....	584	6 090	30 001	14	4	—	2	2	5	1	—	—	—	
32739	Other concrete product mfg .....	413	2 976	12 631	10	2	1	1	4	—	2	—	—	—	
327390	Other concrete product mfg .....	413	2 976	12 631	10	2	1	1	4	—	2	—	—	—	
3274	Lime & gypsum product mfg .....	(C)	(D)	(D)	1	—	—	—	—	—	1	—	—	—	
32742	Gypsum product mfg .....	(C)	(D)	(D)	1	—	—	—	—	—	1	—	—	—	
331	Primary metal mfg .....	1 603	16 335	67 244	30	6	6	4	6	4	3	1	—	—	
3311	Iron & steel mills & ferroalloy mfg .....	(F)	(D)	(D)	4	2	—	—	—	—	1	1	—	—	
33111	Iron & steel mills & ferroalloy mfg .....	(F)	(D)	(D)	4	2	—	—	—	—	1	1	—	—	
3312	Steel product mfg from purchased steel .....	202	2 051	7 584	4	1	—	2	—	—	1	—	—	—	
33122	Rolling & drawing of purchased steel .....	202	2 051	7 584	4	1	—	2	—	—	1	—	—	—	
3314	Nonferrous (exc alum) production & processing ..	(E)	(D)	(D)	7	2	1	1	1	1	1	—	—	—	
33149	Other nonferrous roll, draw, extruding, alloying .....	363	3 044	12 134	5	1	—	1	1	1	1	—	—	—	

Note: Employment-size classes are indicated as follows: A—0 to 19; B—20 to 99; C—100 to 249; E—250 to 499; F—500 to 999; G—1,000 to 2,499; H—2,500 to 4,999; I—5,000 to 9,999; J—10,000 to 24,999; K—25,000 to 49,999; L—50,000 to 99,999; M—100,000 or more.

**Table 6. Counties—Employees, Payroll, and Establishments by Industry: 1999—Con.**

[Excludes most government employees, railroad employees, and self-employed persons. Size class 1 to 4 includes establishments with payroll, but no employees, during mid-March pay period. (D) denotes figures withheld to avoid disclosing data for individual companies; the data are included in broader industry totals. Detailed industries with 100 or more employees are shown if industry was not a (D). For explanation of terms, abbreviations, and data reliability/comparability, see introductory text]

NAICS code	Industry	Number of employees for week including March 12	Payroll (\$1,000)		Total number of establishments	Number of establishments by employment-size class											
			First quarter	Annual		1 to 4	5 to 9	10 to 19	20 to 49	50 to 99	100 to 249	250 to 499	500 to 999	1,000 or more			
	<b>KING—Con.</b>																
	<b>31-33 Manufacturing—Con.</b>																
	Primary metal mfg—Con.																
331	Foundries	(E)	(D)	(D)	15	1	5	1	5	3							
33151	Ferrous metal foundries	274	2 252	9 729	6	1	1	—	3	2							
33152	Nonferrous metal foundries	(C)	(D)	(D)	9	1	4	1	2	1							
332	Fabricated metal product mfg	8 781	70 870	306 362	421	164	89	69	66	15	15			3			
3321	Forging & stamping	603	5 021	21 864	16	6	1	3	1	2	3						
33211	Forging & stamping	603	5 021	21 864	16	6	1	3	1	2	3						
332116	Metal stamping	413	3 471	15 639	8	2	1	—	1	2	2						
3322	Cutlery & handtool mfg	150	1 332	5 449	11	7	2	1	—	—	1						
33221	Cutlery & handtool mfg	150	1 332	5 449	11	7	2	1	—	—	1						
3323	Architectural & structural metals mfg	2 892	21 372	94 324	102	33	23	19	19	3	3						
33231	Plate work & fabricated structural prod mfg	545	4 623	22 776	36	9	11	9	5	1	1						
332312	Fabricated structural metal mfg	442	3 775	19 224	25	7	5	7	4	1	1						
33232	Ornamental & architectural metal prod mfg	2 347	16 749	71 548	66	24	12	10	14	2	2						
332321	Metal window & door mfg	1 450	8 959	37 885	12	5	3	—	1	1	1						
332322	Sheet metal work mfg	711	6 455	26 764	34	7	7	7	11	1	1						
332323	Ornamental & architectural metal work mfg	186	1 335	6 899	20	12	2	3	3	—	—						
3324	Boiler, tank & shipping container mfg	442	4 722	19 537	14	3	—	3	5	2	1						
33243	Light gauge metal container mfg	339	3 492	15 030	8	1	—	2	2	2	1						
332431	Metal can mfg	253	2 962	12 444	3	—	—	—	2	2	1						
3325	Hardware mfg	(C)	(D)	(D)	3	—	1	—	1	1	—						
33251	Hardware mfg	(C)	(D)	(D)	3	—	1	—	1	1	—						
3326	Spring & wire product mfg	(C)	(D)	(D)	11	3	2	2	3	1	—						
33261	Spring & wire product mfg	(C)	(D)	(D)	11	3	2	2	3	1	—						
3327	Mach shops, turn prod, screw, nut, bolt mfg	2 329	20 689	90 356	182	79	43	32	21	3	4						
33271	Machine shops	1 854	15 348	67 331	164	76	37	29	19	—	3						
332710	Machine shops	1 854	15 348	67 331	164	76	37	29	19	—	3						
33272	Turned product & screw, nut & bolt mfg	475	5 341	23 025	18	3	6	3	2	3	1						
3328	Coating, engrave, heat treating & oth activity	1 708	12 526	53 318	39	12	7	4	9	3	3			1			
33281	Coating, engrave, heat treating & oth activity	1 708	12 526	53 318	39	12	7	4	9	3	3			—			
332811	Metal heat treating	116	983	3 770	6	2	—	—	4	—	—			—			
332812	Metal coating, engraving & allied services	571	4 233	17 586	17	5	1	4	4	2	1			—			
332813	Electroplating, polish, anodize, coloring	1 021	7 310	31 962	16	5	6	—	1	1	2			1			
3329	Other fabricated metal product mfg	351	2 846	11 643	43	21	10	5	7	—	—			—			
33299	All other fabricated metal product mfg	266	2 046	8 279	33	16	9	3	5	—	—			—			
332999	All other misc fabricated metal product mfg	158	1 086	4 457	20	11	4	2	3	—	—			—			
333	Machinery mfg	6 448	62 624	282 331	166	47	39	23	31	17	6	2		—			1
3331	Ag, construction & mining machinery mfg	236	2 324	9 728	8	1	3	—	3	—	1			—			
33312	Construction machinery mfg	(C)	(D)	(D)	6	1	1	—	3	—	1			—			
3332	Industrial machinery mfg	741	7 473	31 718	32	10	7	8	2	3	2			—			
33329	Other industrial machinery mfg	707	7 282	30 806	26	7	5	7	2	3	2			—			
333294	Food product machinery mfg	157	1 679	6 489	7	2	—	3	1	1	—			—			
333298	All other industrial machinery mfg	433	4 308	19 167	13	4	3	3	—	1	2			—			
3333	Commercial & service industry machinery mfg	466	3 924	16 998	19	4	5	3	4	2	1			—			
33331	Commercial & service industry machinery mfg	466	3 924	16 998	19	4	5	3	4	2	1			—			
333319	Oth commercial, service industry machinery mfg	332	2 571	11 435	12	4	2	1	3	1	1			—			
3334	HVAC & commercial refrigeration equipment mfg	690	5 142	26 994	11	2	—	—	5	3	—	1		—			
33341	HVAC & commercial refrigeration equipment mfg	690	5 142	26 994	11	2	—	—	5	3	—	1		—			
333414	Heating equipment (exc warm air furnaces) mfg	545	3 718	20 386	6	1	—	—	2	2	—	1		—			
3335	Metalworking machinery mfg	773	8 942	38 489	28	13	3	3	7	1	—	1		—			
33351	Metalworking machinery mfg	773	8 942	38 489	28	13	3	3	7	1	—	1		—			
333511	Industrial mold mfg	164	1 549	7 202	9	4	—	2	2	1	—	—		—			
333512	Machine tool (metal cutting types) mfg	456	6 041	24 625	3	—	—	—	2	—	—	1		—			
3336	Engine, turbine & power transmsn equip mfg	150	1 615	7 080	8	3	3	—	1	1	—	—		—			
33361	Engine, turbine & power transmsn equip mfg	150	1 615	7 080	8	3	3	—	1	1	—	—		—			
3339	Other general purpose machinery mfg	3 392	33 204	151 324	60	14	18	9	9	7	2			—			1
33392	Material handling equipment mfg	2 615	26 070	120 668	25	5	8	3	4	3	1			—			1
33399	All other general purpose machinery mfg	714	6 634	28 645	30	7	10	4	4	4	1			—			—
333993	Packaging machinery mfg	158	1 797	6 987	5	2	—	—	2	1	—			—			—
334	Computer & electronic product mfg	27 925	423 058	1 599 287	218	76	32	23	39	14	15	14		3			2
3341	Computer & peripheral equipment mfg	1 142	15 050	90 419	27	9	4	4	3	2	4	1		—			—
33411	Computer & peripheral equipment mfg	1 142	15 050	90 419	27	9	4	4	3	2	4	1		—			—
334119	Other computer peripheral equipment mfg	622	6 971	28 442	16	4	3	3	2	2	1	1		—			—
3342	Communications equipment mfg	2 073	31 261	135 114	27	7	3	2	8	1	2	4		—			—
33421	Telephone apparatus mfg	1 199	22 682	89 431	9	1	—	—	4	1	1	2		—			—
334210	Telephone apparatus mfg	1 199	22 682	89 431	9	1	—	—	4	1	1	2		—			—
33422	Radio, TV broadcast & wireless comm equip mfg	825	8 179	44 152	11	2	2	1	3	—	1	2		—			—
334220	Radio, TV broadcast & wireless comm equip mfg	825	8 179	44 152	11	2	2	1	3	—	1	2		—			—
3343	Audio & video equipment mfg	(F)	(D)	(D)	6	4	1	—	—	—	—	—		—			1
33431	Audio & video equipment mfg	(F)	(D)	(D)	6	4	1	—	—	—	—	—		—			1
3344	Semiconductor & oth electronic component mfg	3 325	29 916	110 711	58	17	12	4	13	6	1	4	1				—
33441	Semiconductor & oth electronic component mfg	3 325	29 916	110 711	58	17	12	4	13	6	1	4	1				—
334412	Bare printed circuit board mfg	1 356	11 818	42 245	17	5	4	1	2	2	—	3		—			—
334418	Printed circuit assembly (electronic assembly) mfg	233	1 588	7 356	9	1	1	1	5	1	—	—		—			—
334419	Other electronic component mfg	982	9 244	35 244	15	5	2	2	3	1	1	—		—			—

Note: Employment-size classes are indicated as follows: A—0 to 19; B—20 to 99; C—100 to 249; E—250 to 499; F—500 to 999; G—1,000 to 2,499; H—2,500 to 4,999; I—5,000 to 9,999; J—10,000 to 24,999; K—25,000 to 49,999; L—50,000 to 99,999; M—100,000 or more.

Table 6. Counties—Employees, Payroll, and Establishments by Industry: 1999—Con.

[Excludes most government employees, railroad employees, and self-employed persons. Size class 1 to 4 includes establishments with payroll, but no employees, during mid-March pay period. (D) denotes figures withheld to avoid disclosing data for individual companies; the data are included in broader industry totals. Detailed industries with 100 or more employees are shown if industry was not a (D). For explanation of terms, abbreviations, and data reliability/comparability, see introductory text]

NAICS code	Industry	Number of employees for week including March 12	Payroll (\$1,000)		Total number of establishments	Number of establishments by employment-size class								
			First quarter	Annual		1 to 4	5 to 9	10 to 19	20 to 49	50 to 99	100 to 249	250 to 499	500 to 999	1,000 or more
<b>KING—Con.</b>														
<b>31-33 Manufacturing—Con.</b>														
334	Computer & electronic product mfg—Con.													
3345	Nav, measuring, medical, control instruments mfg	20 454	338 918	1 225 123	79	30	10	9	11	4	7	5	1	2
33451	Nav, measuring, medical, control instruments mfg	20 454	338 918	1 225 123	79	30	10	9	11	4	7	5	1	2
334510	Electromedical apparatus mfg	3 466	75 327	244 238	10	—	1	1	2	—	1	4	—	1
334515	Electricity measuring, testing instrument mfg	748	9 506	40 232	12	4	1	1	2	1	3	—	—	—
3346	Mfg & reproducing magnetic & optical media	(E)	(D)	(D)	21	9	2	4	4	1	1	—	—	—
33461	Mfg & reproducing magnetic & optical media	(E)	(D)	(D)	21	9	2	4	4	1	1	—	—	—
335	Electrical equip, appliance & component mfg	1 103	9 168	49 182	45	18	8	10	6	1	1	1	—	—
3351	Electric lighting equipment mfg	128	867	3 219	10	4	3	1	1	1	—	—	—	—
33512	Lighting fixture mfg	128	867	3 219	10	4	3	1	1	1	—	—	—	—
3352	Household appliance mfg	(F)	(D)	(D)	4	1	—	1	—	—	1	1	—	—
33521	Small electrical appliance mfg	(E)	(D)	(D)	2	—	—	1	—	—	—	1	—	—
33522	Major appliance mfg	(C)	(D)	(D)	2	1	—	—	—	—	1	—	—	—
3353	Electrical equipment mfg	210	1 995	8 844	19	7	4	6	2	—	—	—	—	—
33531	Electrical equipment mfg	210	1 995	8 844	19	7	4	6	2	—	—	—	—	—
335314	Relay & industrial control mfg	116	1 098	4 908	9	2	3	3	1	—	—	—	—	—
3359	Other electrical equipment & component mfg	(C)	(D)	(D)	12	6	1	2	3	—	—	—	—	—
33599	All oth electrical equipment & component mfg	110	806	3 778	7	3	—	2	2	—	—	—	—	—
335999	All oth misc electrical equip & component mfg	110	806	3 778	7	3	—	2	2	—	—	—	—	—
336	Transportation equipment mfg	48 132	673 678	2 728 661	166	53	20	25	30	13	12	7	2	4
3361	Motor vehicle mfg	(G)	(D)	(D)	7	4	1	1	—	—	—	—	—	1
33612	Heavy duty truck mfg	(G)	(D)	(D)	2	—	1	—	—	—	—	—	—	1
3362	Motor vehicle body & trailer mfg	(C)	(D)	(D)	6	2	—	1	2	1	—	—	—	—
33621	Motor vehicle body & trailer mfg	(C)	(D)	(D)	6	2	—	1	2	1	—	—	—	—
3363	Motor vehicle parts mfg	1 560	10 571	47 502	32	12	4	6	3	3	3	1	—	—
33632	MV electrical & electronic equipment mfg	479	1 971	10 283	12	4	2	—	3	2	1	—	—	—
33639	Other motor vehicle parts mfg	977	7 898	34 490	9	2	—	4	—	2	1	—	—	—
3364	Aerospace product & parts mfg	42 405	621 321	2 506 575	64	19	6	7	11	6	8	3	1	3
33641	Aerospace product & parts mfg	42 405	621 321	2 506 575	64	19	6	7	11	6	8	3	1	3
3365	Railroad rolling stock mfg	150	1 305	4 940	3	—	—	—	2	1	—	—	—	—
33651	Railroad rolling stock mfg	150	1 305	4 940	3	—	—	—	2	1	—	—	—	—
336510	Railroad rolling stock mfg	150	1 305	4 940	3	—	—	—	2	1	—	—	—	—
3366	Ship & boat building	2 211	22 271	94 017	43	11	7	9	11	1	1	2	1	—
33661	Ship & boat building	2 211	22 271	94 017	43	11	7	9	11	1	1	2	1	—
336611	Ship building & repairing	1 953	20 295	84 508	25	8	3	3	6	1	1	2	1	—
336612	Boat building	258	1 976	9 509	18	3	4	6	5	—	—	—	—	—
3369	Other transportation equipment mfg	411	4 455	19 240	11	5	2	1	1	1	—	1	—	—
33699	Other transportation equipment mfg	411	4 455	19 240	11	5	2	1	1	1	—	1	—	—
337	Furniture & related product mfg	2 945	19 540	83 819	157	70	30	15	30	7	4	1	—	—
3371	HH & institutional furniture & kitchen cabinet mfg	1 155	7 783	34 283	106	59	17	12	14	3	1	—	—	—
33711	Wood kitchen cabinet & countertop mfg	774	5 514	24 311	56	26	10	6	11	2	1	—	—	—
337110	Wood kitchen cabinet & countertop mfg	774	5 514	24 311	56	26	10	6	11	2	1	—	—	—
33712	Household & institutional furniture mfg	381	2 269	9 972	50	33	7	6	3	1	—	—	—	—
337122	Nonupholstered wood household furniture mfg	140	758	3 436	27	19	3	4	1	—	—	—	—	—
337127	Institutional furniture mfg	183	1 245	5 395	10	5	2	—	2	1	—	—	—	—
3372	Office furniture (including fixtures) mfg	1 455	9 601	40 158	43	10	11	2	14	3	2	1	—	—
33721	Office furniture (including fixtures) mfg	1 455	9 601	40 158	43	10	11	2	14	3	2	1	—	—
337211	Wood office furniture mfg	840	4 954	21 024	17	5	3	—	5	2	1	1	—	—
337212	Custom architectural woodwork & millwork mfg	164	1 173	3 975	7	2	1	—	3	1	—	—	—	—
337214	Office furniture (except wood) mfg	261	2 116	8 679	4	—	—	1	2	—	1	—	—	—
337215	Showcase, partition, shelving & locker mfg	190	1 358	6 480	15	3	7	1	4	—	—	—	—	—
3379	Other furniture related product mfg	335	2 156	9 378	8	1	2	1	2	1	1	—	—	—
33791	Mattress mfg	(E)	(D)	(D)	7	1	2	1	1	1	1	—	—	—
339	Miscellaneous mfg	5 842	44 902	190 791	345	184	64	45	36	7	5	2	2	—
3391	Medical equipment & supplies mfg	1 840	16 185	67 169	147	80	33	14	14	3	1	2	—	—
33911	Medical equipment & supplies mfg	1 840	16 185	67 169	147	80	33	14	14	3	1	2	—	—
339112	Surgical & medical instrument mfg	648	7 008	30 898	19	5	5	4	3	—	1	—	—	—
339113	Surgical appliance & supplies mfg	246	2 359	9 485	13	3	4	2	2	—	—	—	—	—
339116	Dental laboratories	572	4 360	17 674	97	61	21	7	7	1	—	—	—	—
3399	Other miscellaneous mfg	4 002	28 717	123 622	198	104	31	31	22	4	4	—	2	—
33991	Jewelry & silverware mfg	161	1 105	5 418	34	26	3	4	1	—	—	—	—	—
339911	Jewelry (exc costume) mfg	139	1 023	4 603	27	20	3	3	1	—	—	—	—	—
33992	Sporting & athletic goods mfg	2 516	17 690	75 824	35	13	6	4	4	3	3	—	2	—
339920	Sporting & athletic goods mfg	2 516	17 690	75 824	35	13	6	4	4	3	3	—	2	—
33993	Doll, toy & game mfg	108	473	2 118	12	6	2	2	2	—	—	—	—	—
33994	Office supplies (exc paper) mfg	126	951	4 229	13	7	2	1	3	—	—	—	—	—
33995	Sign mfg	649	5 288	23 188	65	32	13	11	8	—	1	—	—	—
339950	Sign mfg	649	5 288	23 188	65	32	13	11	8	—	1	—	—	—
33999	All other misc mfg	442	3 210	12 845	39	20	5	9	4	1	—	—	—	—
339999	All other miscellaneous mfg	282	1 744	7 328	24	12	5	4	2	1	—	—	—	—

Note: Employment-size classes are indicated as follows: A—0 to 19; B—20 to 99; C—100 to 249; E—250 to 499; F—500 to 999; G—1,000 to 2,499; H—2,500 to 4,999; I—5,000 to 9,999; J—10,000 to 24,999; K—25,000 to 49,999; L—50,000 to 99,999; M—100,000 or more.



**Table 6. Counties—Employees, Payroll, and Establishments by Industry: 1999—Con.**

[Excludes most government employees, railroad employees, and self-employed persons. Size class 1 to 4 includes establishments with payroll, but no employees, during mid-March pay period. (D) denotes figures withheld to avoid disclosing data for individual companies; the data are included in broader industry totals. Detailed industries with 100 or more employees are shown if industry was not a (D). For explanation of terms, abbreviations, and data reliability/comparability, see introductory text]

NAICS code	Industry	Number of employees for week including March 12	Payroll (\$1,000)		Total number of establishments	Number of establishments by employment-size class									
			First quarter	Annual		1 to 4	5 to 9	10 to 19	20 to 49	50 to 99	100 to 249	250 to 499	500 to 999	1,000 or more	
<b>KING—Con.</b>															
<b>42</b>	<b>Wholesale trade</b>	<b>65 478</b>	<b>718 264</b>	<b>3 016 627</b>	<b>4 836</b>	<b>2 506</b>	<b>913</b>	<b>688</b>	<b>501</b>	<b>136</b>	<b>69</b>	<b>18</b>	<b>3</b>	<b>2</b>	
421	Wholesale trade, durable goods	38 759	441 581	1 886 733	3 271	1 664	646	488	341	87	37	7	1	—	
4211	Motor vehicle, motor vehicle pt & supply whsle . . .	2 771	22 841	101 020	198	90	39	38	20	7	3	1	—	—	
42111	Automobile & other motor vehicle whsle . . . . .	1 187	10 461	44 707	61	32	8	7	8	3	2	1	—	—	
421110	Automobile & other motor vehicle whsle . . . . .	1 187	10 461	44 707	61	32	8	7	8	3	2	1	—	—	
42112	Motor vehicle supplies & new parts whsle . . . . .	1 381	10 873	49 485	103	41	20	26	11	4	1	—	—	—	
421120	Motor vehicle supplies & new parts whsle . . . . .	1 381	10 873	49 485	103	41	20	26	11	4	1	—	—	—	
42114	Motor vehicle parts (used) whsle . . . . .	168	1 117	5 168	27	12	10	4	1	—	—	—	—	—	
421140	Motor vehicle parts (used) whsle . . . . .	168	1 117	5 168	27	12	10	4	1	—	—	—	—	—	
4212	Furniture & home furnishing whsle . . . . .	2 574	23 519	100 267	224	114	51	28	23	5	3	—	—	—	
42121	Furniture whsle . . . . .	985	10 787	47 062	88	41	23	13	8	1	2	—	—	—	
421210	Furniture whsle . . . . .	985	10 787	47 062	88	41	23	13	8	1	2	—	—	—	
42122	Home furnishing whsle . . . . .	1 589	12 732	53 205	136	73	28	15	15	4	1	—	—	—	
421220	Home furnishing whsle . . . . .	1 589	12 732	53 205	136	73	28	15	15	4	1	—	—	—	
4213	Lumber & other construction materials whsle . . .	2 428	24 801	105 628	252	142	39	39	26	3	3	—	—	—	
42131	Lumber, plywood, millwork & wood panel whsle . . . . .	1 478	16 474	67 061	129	73	15	21	16	2	2	—	—	—	
421310	Lumber, plywood, millwork & wood panel whsle . . . . .	1 478	16 474	67 061	129	73	15	21	16	2	2	—	—	—	
42132	Brick & related construction material whsle . . .	357	3 172	13 634	32	13	8	7	3	—	1	—	—	—	
421320	Brick & related construction material whsle . . .	357	3 172	13 634	32	13	8	7	3	—	1	—	—	—	
42133	Roofing, siding & insulation material whsle . . .	177	1 875	8 378	28	18	5	2	3	—	—	—	—	—	
421330	Roofing, siding & insulation material whsle . . .	177	1 875	8 378	28	18	5	2	3	—	—	—	—	—	
42139	Other construction material whsle . . . . .	416	3 280	16 555	63	38	11	9	4	1	—	—	—	—	
421390	Other construction material whsle . . . . .	416	3 280	16 555	63	38	11	9	4	1	—	—	—	—	
4214	Professional & commercial equip & supp whsle . .	9 527	138 678	559 729	600	272	111	101	76	25	11	4	—	—	
42141	Photographic equipment & supplies whsle . . .	188	2 543	10 749	17	9	3	2	2	1	—	—	—	—	
421410	Photographic equipment & supplies whsle . . .	188	2 543	10 749	17	9	3	2	2	1	—	—	—	—	
42142	Office equipment whsle . . . . .	1 775	23 542	84 646	64	21	13	9	12	4	4	1	—	—	
421420	Office equipment whsle . . . . .	1 775	23 542	84 646	64	21	13	9	12	4	4	1	—	—	
42143	Computer & peripheral equip & software whsle . . . . .	4 509	77 126	313 644	283	139	50	41	33	13	5	2	—	—	
421430	Computer & peripheral equip & software whsle . . . . .	4 509	77 126	313 644	283	139	50	41	33	13	5	2	—	—	
42144	Other commercial equipment whsle . . . . .	874	7 465	34 167	85	32	22	22	8	1	—	—	—	—	
421440	Other commercial equipment whsle . . . . .	874	7 465	34 167	85	32	22	22	8	1	—	—	—	—	
42145	Medical, dental, hospital equip & supp whsle . .	1 656	23 095	94 553	107	50	19	20	11	4	2	1	—	—	
421450	Medical, dental, hospital equip & supp whsle . . . . .	1 656	23 095	94 553	107	50	19	20	11	4	2	1	—	—	
42146	Ophthalmic goods whsle . . . . .	173	999	4 193	17	10	2	2	2	1	—	—	—	—	
421460	Ophthalmic goods whsle . . . . .	173	999	4 193	17	10	2	2	2	1	—	—	—	—	
42149	Oth professional equipment & supplies whsle . .	352	3 908	17 777	27	11	2	5	8	1	—	—	—	—	
421490	Oth professional equipment & supplies whsle . . . . .	352	3 908	17 777	27	11	2	5	8	1	—	—	—	—	
4215	Metal & mineral (except petroleum) whsle . . . . .	1 942	19 755	81 291	141	73	14	25	23	3	3	—	—	—	
42151	Metal service centers & offices whsle . . . . .	(G)	(D)	(D)	136	68	14	25	23	3	3	—	—	—	
4216	Electrical goods whsle . . . . .	5 414	66 101	300 887	503	250	107	85	46	9	5	1	—	—	
42161	Elec equip, wiring supp, const material whsle . .	1 584	18 432	85 591	182	89	39	35	18	1	—	—	—	—	
421610	Elec equip, wiring supp, const material whsle . . . . .	1 584	18 432	85 591	182	89	39	35	18	1	—	—	—	—	
42162	Electric appliance, TV, radio set whsle . . . . .	666	6 467	28 439	47	26	6	6	6	2	1	—	—	—	
421620	Electric appliance, TV, radio set whsle . . . . .	666	6 467	28 439	47	26	6	6	6	2	1	—	—	—	
42169	Other electronic parts & equipment whsle . . . .	3 164	41 202	186 857	274	135	62	44	22	6	4	1	—	—	
421690	Other electronic parts & equipment whsle . . . .	3 164	41 202	186 857	274	135	62	44	22	6	4	1	—	—	
4217	Hardware, plumb & heating equip & sup whsle . .	2 276	25 682	109 504	222	97	52	42	24	6	1	—	—	—	
42171	Hardware whsle . . . . .	1 088	10 521	45 023	103	46	27	15	11	3	1	—	—	—	
421710	Hardware whsle . . . . .	1 088	10 521	45 023	103	46	27	15	11	3	1	—	—	—	
42172	Plumbing & heating equipment & supplies whsle . . . . .	407	3 708	16 730	44	16	10	13	5	—	—	—	—	—	
421720	Plumbing & heating equipment & supplies whsle . . . . .	407	3 708	16 730	44	16	10	13	5	—	—	—	—	—	
42173	Warm air heating & AC equip & supplies whsle . . . . .	620	9 249	39 747	59	26	12	13	6	2	—	—	—	—	
421730	Warm air heating & AC equip & supplies whsle . . . . .	620	9 249	39 747	59	26	12	13	6	2	—	—	—	—	
42174	Refrigeration equipment & supplies whsle . . . .	161	2 204	8 004	16	9	3	1	2	1	—	—	—	—	
421740	Refrigeration equipment & supplies whsle . . . .	161	2 204	8 004	16	9	3	1	2	1	—	—	—	—	
4218	Machinery, equipment & supplies whsle . . . . .	7 618	81 734	343 647	706	339	169	96	81	14	7	—	—	—	
42181	Const & mining (exc petroleum) equip whsle . .	507	5 335	22 641	41	16	12	5	6	2	—	—	—	—	
421810	Const & mining (exc petroleum) equip whsle . . . . .	507	5 335	22 641	41	16	12	5	6	2	—	—	—	—	
42182	Farm & garden machinery & equipment whsle . . . . .	142	1 260	6 038	19	10	4	3	2	—	—	—	—	—	
421820	Farm & garden machinery & equipment whsle . . . . .	142	1 260	6 038	19	10	4	3	2	—	—	—	—	—	
42183	Industrial machinery & equipment whsle . . . . .	3 570	39 611	162 285	327	156	81	40	41	4	5	—	—	—	
421830	Industrial machinery & equipment whsle . . . . .	3 570	39 611	162 285	327	156	81	40	41	4	5	—	—	—	
42184	Industrial supplies whsle . . . . .	1 210	11 728	51 139	121	59	32	14	13	2	1	—	—	—	
421840	Industrial supplies whsle . . . . .	1 210	11 728	51 139	121	59	32	14	13	2	1	—	—	—	
42185	Service establishment equip & supplies whsle . . . . .	604	5 391	22 962	66	29	18	15	2	2	—	—	—	—	
421850	Service establishment equip & supplies whsle . . . . .	604	5 391	22 962	66	29	18	15	2	2	—	—	—	—	
42186	Transportation equip, supplies (exc MV) whsle . . . . .	1 585	18 409	78 582	132	69	22	19	17	4	1	—	—	—	
421860	Transportation equip, supplies (exc MV) whsle . . . . .	1 585	18 409	78 582	132	69	22	19	17	4	1	—	—	—	
4219	Miscellaneous durable goods whsle . . . . .	4 209	38 470	184 760	425	287	64	34	22	15	1	1	1	—	
42191	Sporting & recreational goods & supply whsle . . . . .	1 170	9 869	45 194	107	67	15	11	7	6	—	1	—	—	
421910	Sporting & recreational goods & supply whsle . . . . .	1 170	9 869	45 194	107	67	15	11	7	6	—	1	—	—	

Note: Employment-size classes are indicated as follows: A—0 to 19; B—20 to 99; C—100 to 249; E—250 to 499; F—500 to 999; G—1,000 to 2,499; H—2,500 to 4,999; I—5,000 to 9,999; J—10,000 to 24,999; K—25,000 to 49,999; L—50,000 to 99,999; M—100,000 or more.



**Table 6. Counties—Employees, Payroll, and Establishments by Industry: 1999—Con.**

[Excludes most government employees, railroad employees, and self-employed persons. Size class 1 to 4 includes establishments with payroll, but no employees, during mid-March pay period. (D) denotes figures withheld to avoid disclosing data for individual companies; the data are included in broader industry totals. Detailed industries with 100 or more employees are shown if industry was not a (D). For explanation of terms, abbreviations, and data reliability/comparability, see introductory text]

NAICS code	Industry	Number of employees for week including March 12	Payroll (\$1,000)		Total number of establishments	Number of establishments by employment-size class									
			First quarter	Annual		1 to 4	5 to 9	10 to 19	20 to 49	50 to 99	100 to 249	250 to 499	500 to 999	1,000 or more	
<b>KING—Con.</b>															
<b>44-45 Retail trade—Con.</b>															
441	Motor vehicle & parts dealers—Con.														
4412	Other motor vehicle dealers	1 058	8 559	39 519	131	67	26	22	16	—	—	—	—	—	
44121	Recreational vehicle dealers	164	1 412	6 428	12	5	1	2	4	—	—	—	—	—	
441210	Recreational vehicle dealers	164	1 412	6 428	12	5	1	2	4	—	—	—	—	—	
44122	Motorcycle & boat & other MV dealers	894	7 147	33 091	119	62	25	20	12	—	—	—	—	—	
441221	Motorcycle dealers	282	1 857	9 654	27	7	7	9	4	—	—	—	—	—	
441222	Boat dealers	504	4 499	20 115	80	48	16	10	6	—	—	—	—	—	
441229	All other motor vehicle dealers	108	791	3 322	12	7	2	1	2	—	—	—	—	—	
4413	Automotive parts, accessories & tire stores	3 646	22 703	93 447	354	98	96	125	32	2	1	—	—	—	
44131	Automotive parts, accessories & tire stores	2 471	13 701	58 098	244	77	68	75	21	2	1	—	—	—	
441310	Automotive parts, accessories & tire stores	2 471	13 701	58 098	244	77	68	75	21	2	1	—	—	—	
44132	Tire dealers	1 175	9 002	35 349	110	21	28	50	11	—	—	—	—	—	
441320	Tire dealers	1 175	9 002	35 349	110	21	28	50	11	—	—	—	—	—	
442	Furniture & home furnishing stores	5 244	30 999	137 591	510	249	123	69	53	14	1	1	—	—	
4421	Furniture stores	2 186	14 565	64 736	197	94	51	24	22	5	—	1	—	—	
44211	Furniture stores	2 186	14 565	64 736	197	94	51	24	22	5	—	1	—	—	
442110	Furniture stores	2 186	14 565	64 736	197	94	51	24	22	5	—	1	—	—	
4422	Home furnishings stores	3 058	16 434	72 855	313	155	72	45	31	9	1	—	—	—	
44221	Floor covering stores	873	7 331	33 604	103	51	27	12	11	2	—	—	—	—	
442210	Floor covering stores	873	7 331	33 604	103	51	27	12	11	2	—	—	—	—	
44229	Other home furnishings stores	2 185	9 103	39 251	210	104	45	33	20	7	1	—	—	—	
442299	All other home furnishings stores	2 101	8 641	37 325	187	86	41	33	19	7	1	—	—	—	
443	Electronics & appliance stores	3 630	25 927	127 380	351	154	114	43	27	10	3	—	—	—	
4431	Electronics & appliance stores	3 630	25 927	127 380	351	154	114	43	27	10	3	—	—	—	
44311	Appliance, TV & all other electronics stores	1 872	12 772	53 754	167	73	56	18	13	5	2	—	—	—	
443111	Household appliance stores	432	2 602	12 648	62	25	21	12	4	—	—	—	—	—	
443112	Radio, television & other electronics stores	1 440	10 170	41 106	105	48	35	6	9	5	2	—	—	—	
44312	Computer & software stores	1 453	11 475	65 540	148	72	42	15	13	5	1	—	—	—	
443120	Computer & software stores	1 453	11 475	65 540	148	72	42	15	13	5	1	—	—	—	
44313	Camera & photographic supplies stores	305	1 680	8 086	36	9	16	10	1	—	—	—	—	—	
443130	Camera & photographic supplies stores	305	1 680	8 086	36	9	16	10	1	—	—	—	—	—	
444	Bldg material & garden equip & supp dealers	8 270	54 111	238 823	488	175	115	112	52	16	18	—	—	—	
4441	Building material & supplies dealers	7 235	49 488	215 841	405	139	97	96	43	13	17	—	—	—	
44411	Home centers	2 547	13 870	59 598	20	3	1	—	1	1	14	—	—	—	
444110	Home centers	2 547	13 870	59 598	20	3	1	—	1	1	14	—	—	—	
44412	Paint & wallpaper stores	304	2 305	9 056	45	15	22	7	1	—	—	—	—	—	
444120	Paint & wallpaper stores	304	2 305	9 056	45	15	22	7	1	—	—	—	—	—	
44413	Hardware stores	756	3 775	16 267	62	20	16	17	8	—	1	—	—	—	
444130	Hardware stores	756	3 775	16 267	62	20	16	17	8	—	1	—	—	—	
44419	Other building material dealers	3 628	29 538	130 920	278	101	58	72	33	12	2	—	—	—	
444190	Other building material dealers	3 628	29 538	130 920	278	101	58	72	33	12	2	—	—	—	
4442	Lawn & garden equip & supplies stores	1 035	4 623	22 982	83	36	18	16	9	3	1	—	—	—	
44421	Outdoor power equipment stores	148	834	4 092	19	10	3	4	2	—	—	—	—	—	
444210	Outdoor power equipment stores	148	834	4 092	19	10	3	4	2	—	—	—	—	—	
44422	Nursery & garden centers	887	3 789	18 890	64	26	15	12	7	3	1	—	—	—	
444220	Nursery & garden centers	887	3 789	18 890	64	26	15	12	7	3	1	—	—	—	
445	Food & beverage stores	19 012	97 220	405 808	897	407	179	78	87	105	40	1	—	—	
4451	Grocery stores	17 376	89 344	373 005	635	262	96	54	78	105	40	—	—	—	
44511	Grocery (except convenience) stores	16 542	87 069	363 142	454	151	47	38	73	105	40	—	—	—	
445110	Grocery (except convenience) stores	16 542	87 069	363 142	454	151	47	38	73	105	40	—	—	—	
44512	Convenience stores	834	2 275	9 863	181	111	49	16	5	—	—	—	—	—	
445120	Convenience stores	834	2 275	9 863	181	111	49	16	5	—	—	—	—	—	
4452	Specialty food stores	996	4 246	17 445	177	101	47	20	9	—	—	—	—	—	
44521	Meat markets	117	611	2 331	34	25	7	2	—	—	—	—	—	—	
445210	Meat markets	117	611	2 331	34	25	7	2	—	—	—	—	—	—	
44523	Fruit & vegetable markets	126	490	2 201	24	15	6	2	1	—	—	—	—	—	
445230	Fruit & vegetable markets	126	490	2 201	24	15	6	2	1	—	—	—	—	—	
44529	Other specialty food stores	673	2 603	10 244	107	54	31	15	7	—	—	—	—	—	
445291	Baked goods stores	239	1 436	5 336	21	11	1	4	5	—	—	—	—	—	
445292	Confectionery & nut stores	174	536	1 964	30	10	16	4	—	—	—	—	—	—	
445299	All other specialty food stores	260	631	2 944	56	33	14	7	2	—	—	—	—	—	
4453	Beer, wine & liquor stores	640	3 630	15 358	85	44	36	4	—	—	—	1	—	—	
44531	Beer, wine & liquor stores	640	3 630	15 358	85	44	36	4	—	—	—	1	—	—	
445310	Beer, wine & liquor stores	640	3 630	15 358	85	44	36	4	—	—	—	1	—	—	
446	Health & personal care stores	5 359	28 866	125 231	529	244	106	98	69	12	—	—	—	—	
4461	Health & personal care stores	5 359	28 866	125 231	529	244	106	98	69	12	—	—	—	—	
44611	Pharmacies & drug stores	3 578	19 909	87 866	224	59	32	63	59	11	—	—	—	—	
446110	Pharmacies & drug stores	3 578	19 909	87 866	224	59	32	63	59	11	—	—	—	—	
44612	Cosmetics, beauty supplies & perfume stores	414	1 205	4 497	75	41	22	11	1	—	—	—	—	—	
446120	Cosmetics, beauty supplies & perfume stores	414	1 205	4 497	75	41	22	11	1	—	—	—	—	—	
44613	Optical goods stores	510	3 009	12 332	107	70	27	9	1	—	—	—	—	—	
446130	Optical goods stores	510	3 009	12 332	107	70	27	9	1	—	—	—	—	—	
44619	Other health & personal care stores	857	4 743	20 536	123	74	25	15	8	1	—	—	—	—	
446191	Food (health) supplement stores	449	1 634	6 898	77	47	17	9	4	—	—	—	—	—	
446199	All other health & personal care stores	408	3 109	13 638	46	27	8	6	4	1	—	—	—	—	
447	Gasoline stations	4 250	15 258	64 309	523	173	197	120	27	6	—	—	—	—	
4471	Gasoline stations	4 250	15 258	64 309	523	173	197	120	27	6	—	—	—	—	
44711	Gasoline stations with convenience stores	2 546	9 138	38 609	325	107	122	78	16	2	—	—	—	—	
447110	Gasoline stations with convenience stores	2 546	9 138	38 609	325	107	122	78	16	2	—	—	—	—	
44719	Other gasoline stations	1 704	6 120	25 700	198	66	75	42	11	4	—	—	—	—	
447190	Other gasoline stations	1 704	6 120	25 700	198	66	75	42	11	4	—	—	—	—	

Note: Employment-size classes are indicated as follows: A—0 to 19; B—20 to 99; C—100 to 249; E—250 to 499; F—500 to 999; G—1,000 to 2,499; H—2,500 to 4,999; I—5,000 to 9,999; J—10,000 to 24,999; K—25,000 to 49,999; L—50,000 to 99,999; M—100,000 or more.

**Table 6. Counties—Employees, Payroll, and Establishments by Industry: 1999—Con.**

[Excludes most government employees, railroad employees, and self-employed persons. Size class 1 to 4 includes establishments with payroll, but no employees, during mid-March pay period. (D) denotes figures withheld to avoid disclosing data for individual companies; the data are included in broader industry totals. Detailed industries with 100 or more employees are shown if industry was not a (D). For explanation of terms, abbreviations, and data reliability/comparability, see introductory text]

NAICS code	Industry	Number of employees for week including March 12	Payroll (\$1,000)		Total number of establishments	Number of establishments by employment-size class									
			First quarter	Annual		1 to 4	5 to 9	10 to 19	20 to 49	50 to 99	100 to 249	250 to 499	500 to 999	1,000 or more	
<b>KING—Con.</b>															
<b>44-45 Retail trade—Con.</b>															
448	Clothing & clothing accessories stores .....	10 755	44 812	191 219	883	354	282	147	71	21	4	2	2	-	
4481	Clothing stores .....	8 620	34 335	147 596	545	195	152	108	63	20	3	2	2	-	
44811	Men's clothing stores .....	485	2 008	8 771	65	20	23	21	1	-	-	-	-	-	
448110	Men's clothing stores .....	485	2 008	8 771	65	20	23	21	1	-	-	-	-	-	
44812	Women's clothing stores .....	1 469	4 603	20 050	201	85	63	42	10	1	-	-	-	-	
448120	Women's clothing stores .....	1 469	4 603	20 050	201	85	63	42	10	1	-	-	-	-	
44813	Children's & infants' clothing stores .....	373	848	3 454	33	11	8	8	6	-	-	-	-	-	
448130	Children's & infants' clothing stores .....	373	848	3 454	33	11	8	8	6	-	-	-	-	-	
44814	Family clothing stores .....	5 603	24 845	106 505	148	35	27	19	42	18	3	2	2	-	
448140	Family clothing stores .....	5 603	24 845	106 505	148	35	27	19	42	18	3	2	2	-	
44815	Clothing accessories stores .....	239	573	2 725	37	12	19	5	1	-	-	-	-	-	
448150	Clothing accessories stores .....	239	573	2 725	37	12	19	5	1	-	-	-	-	-	
44819	Other clothing stores .....	451	1 458	6 091	61	32	12	13	3	1	-	-	-	-	
448190	Other clothing stores .....	451	1 458	6 091	61	32	12	13	3	1	-	-	-	-	
4482	Shoe stores .....	1 049	3 611	15 166	151	62	68	16	4	-	1	-	-	-	
44821	Shoe stores .....	1 049	3 611	15 166	151	62	68	16	4	-	1	-	-	-	
448210	Shoe stores .....	1 049	3 611	15 166	151	62	68	16	4	-	1	-	-	-	
4483	Jewelry, luggage & leather goods stores .....	1 086	6 866	28 457	187	97	62	23	4	1	-	-	-	-	
44831	Jewelry stores .....	940	6 350	26 005	162	92	42	23	4	1	-	-	-	-	
448310	Jewelry stores .....	940	6 350	26 005	162	92	42	23	4	1	-	-	-	-	
44832	Luggage & leather goods stores .....	146	516	2 452	25	5	20	-	-	-	-	-	-	-	
448320	Luggage & leather goods stores .....	146	516	2 452	25	5	20	-	-	-	-	-	-	-	
451	Sporting goods, hobby, book & music stores .....	7 091	24 848	107 718	624	267	153	128	57	14	3	2	-	-	
4511	Sporting goods, hobby, musical instrument stores .....	4 487	16 155	71 928	427	191	101	87	37	9	1	1	-	-	
45111	Sporting goods stores .....	2 280	8 487	38 924	206	97	48	41	13	5	1	1	-	-	
451110	Sporting goods stores .....	2 280	8 487	38 924	206	97	48	41	13	5	1	1	-	-	
45112	Hobby, toy & game stores .....	1 176	3 709	15 709	114	47	32	19	13	3	-	-	-	-	
451120	Hobby, toy & game stores .....	1 176	3 709	15 709	114	47	32	19	13	3	-	-	-	-	
45113	Sewing, needlework & piece goods stores .....	509	1 549	6 426	58	24	10	19	5	-	-	-	-	-	
451130	Sewing, needlework & piece goods stores .....	509	1 549	6 426	58	24	10	19	5	-	-	-	-	-	
45114	Musical instrument & supplies stores .....	522	2 410	10 869	49	23	11	8	6	1	-	-	-	-	
451140	Musical instrument & supplies stores .....	522	2 410	10 869	49	23	11	8	6	1	-	-	-	-	
4512	Book, periodical & music stores .....	2 604	8 693	35 790	197	76	52	41	20	5	2	1	-	-	
45121	Book stores & news dealers .....	1 952	6 624	27 144	130	52	32	27	12	4	2	1	-	-	
451211	Book stores .....	1 879	6 450	26 385	116	45	27	25	12	4	2	1	-	-	
45122	Prerecorded tape, CD & record stores .....	652	2 069	8 646	67	24	20	14	8	1	-	-	-	-	
451220	Prerecorded tape, CD & record stores .....	652	2 069	8 646	67	24	20	14	8	1	-	-	-	-	
452	General merchandise stores .....	13 244	56 197	258 735	129	37	14	8	11	11	24	22	2	-	
4521	Department stores .....	7 132	26 861	120 646	36	2	-	-	-	7	16	9	2	-	
45211	Department stores .....	7 132	26 861	120 646	36	2	-	-	-	7	16	9	2	-	
452110	Department stores .....	7 132	26 861	120 646	36	2	-	-	-	7	16	9	2	-	
4529	Other general merchandise stores .....	6 112	29 336	138 089	93	35	14	8	11	4	8	13	-	-	
45291	Warehouse clubs & superstores .....	5 468	26 767	126 273	23	-	-	-	-	2	8	13	-	-	
452910	Warehouse clubs & superstores .....	5 468	26 767	126 273	23	-	-	-	-	2	8	13	-	-	
45299	All other general merchandise stores .....	644	2 569	11 816	70	35	14	8	11	2	-	-	-	-	
452990	All other general merchandise stores .....	644	2 569	11 816	70	35	14	8	11	2	-	-	-	-	
453	Miscellaneous store retailers .....	7 944	29 805	130 087	1 006	532	237	147	78	9	3	-	-	-	
4531	Florists .....	749	2 475	10 296	141	82	41	13	4	1	-	-	-	-	
45311	Florists .....	749	2 475	10 296	141	82	41	13	4	1	-	-	-	-	
453110	Florists .....	749	2 475	10 296	141	82	41	13	4	1	-	-	-	-	
4532	Office supplies, stationery & gift stores .....	3 172	11 459	50 011	353	154	101	64	31	1	2	-	-	-	
45321	Office supplies & stationery stores .....	1 219	5 265	22 725	79	21	20	16	20	1	1	-	-	-	
453210	Office supplies & stationery stores .....	1 219	5 265	22 725	79	21	20	16	20	1	1	-	-	-	
45322	Gift, novelty & souvenir stores .....	1 953	6 194	27 286	274	133	81	48	11	-	1	-	-	-	
453220	Gift, novelty & souvenir stores .....	1 953	6 194	27 286	274	133	81	48	11	-	1	-	-	-	
4533	Used merchandise stores .....	1 781	6 066	25 831	190	110	28	25	24	2	1	-	-	-	
45331	Used merchandise stores .....	1 781	6 066	25 831	190	110	28	25	24	2	1	-	-	-	
453310	Used merchandise stores .....	1 781	6 066	25 831	190	110	28	25	24	2	1	-	-	-	
4539	Other miscellaneous store retailers .....	2 242	9 805	43 949	322	186	67	45	19	5	-	-	-	-	
45391	Pet & pet supplies stores .....	780	2 596	11 397	84	35	23	15	10	1	-	-	-	-	
453910	Pet & pet supplies stores .....	780	2 596	11 397	84	35	23	15	10	1	-	-	-	-	
45392	Art dealers .....	282	1 302	6 286	59	35	19	4	1	-	-	-	-	-	
453920	Art dealers .....	282	1 302	6 286	59	35	19	4	1	-	-	-	-	-	
45399	All other miscellaneous store retailers .....	1 126	5 552	24 833	173	114	24	7	4	-	-	-	-	-	
453991	Tobacco stores .....	105	398	1 775	33	27	3	3	-	-	-	-	-	-	
453998	All other misc store retailers (exc tobacco) .....	1 021	5 154	23 058	140	87	21	21	7	4	-	-	-	-	
454	Nonstore retailers .....	14 481	114 523	453 802	370	230	56	36	30	5	5	4	2	2	
4541	Electronic shopping & mail-order houses .....	12 224	99 607	380 561	159	105	19	16	9	-	3	3	2	2	
45411	Electronic shopping & mail-order houses .....	12 224	99 607	380 561	159	105	19	16	9	-	3	3	2	2	
454110	Electronic shopping & mail-order houses .....	12 224	99 607	380 561	159	105	19	16	9	-	3	3	2	2	
4542	Vending machine operators .....	279	1 698	7 077	38	24	4	5	5	-	-	-	-	-	
45421	Vending machine operators .....	279	1 698	7 077	38	24	4	5	5	-	-	-	-	-	
454210	Vending machine operators .....	279	1 698	7 077	38	24	4	5	5	-	-	-	-	-	
4543	Direct selling establishments .....	1 978	13 218	66 164	173	101	33	15	16	5	2	1	-	-	
45431	Fuel dealers .....	465	4 149	16 440	35	14	8	5	6	2	-	-	-	-	
454311	Heating oil dealers .....	312	2 966	11 520	21	9	4	2	4	2	-	-	-	-	
45439	Other direct selling establishments .....	1 513	9 069	49 724	138	87	25	10	10	3	2	1	-	-	
454390	Other direct selling establishments .....	1 513	9 069	49 724	138	87	25	10	10	3	2	1	-	-	

Note: Employment-size classes are indicated as follows: A—0 to 19; B—20 to 99; C—100 to 249; E—250 to 499; F—500 to 999; G—1,000 to 2,499; H—2,500 to 4,999; I—5,000 to 9,999; J—10,000 to 24,999; K—25,000 to 49,999; L—50,000 to 99,999; M—100,000 or more.

**Table 6. Counties—Employees, Payroll, and Establishments by Industry: 1999—Con.**

[Excludes most government employees, railroad employees, and self-employed persons. Size class 1 to 4 includes establishments with payroll, but no employees, during mid-March pay period. (D) denotes figures withheld to avoid disclosing data for individual companies; the data are included in broader industry totals. Detailed industries with 100 or more employees are shown if industry was not a (D). For explanation of terms, abbreviations, and data reliability/comparability, see introductory text]

NAICS code	Industry	Number of employees for week including March 12	Payroll (\$1,000)		Total number of establishments	Number of establishments by employment-size class									
			First quarter	Annual		1 to 4	5 to 9	10 to 19	20 to 49	50 to 99	100 to 249	250 to 499	500 to 999	1,000 or more	
<b>KING—Con.</b>															
<b>48-49</b>	<b>Transportation &amp; warehousing</b>	<b>44 625</b>	<b>419 942</b>	<b>1 737 331</b>	<b>1 259</b>	<b>589</b>	<b>199</b>	<b>165</b>	<b>161</b>	<b>78</b>	<b>47</b>	<b>12</b>	<b>2</b>	<b>6</b>	
481	Air transportation	13 117	148 442	573 388	67	26	10	11	6	4	4	1	1	4	
4811	Scheduled air transportation	12 940	146 806	565 714	46	16	6	6	4	4	4	1	1	4	
48111	Scheduled air transportation	12 940	146 806	565 714	46	16	6	6	4	4	4	1	1	4	
481111	Scheduled passenger air transportation	12 875	146 140	562 433	38	12	5	4	3	4	4	1	1	4	
4812	Nonscheduled air transportation	177	1 636	7 674	21	10	4	5	2	—	—	—	—	—	
48121	Nonscheduled air transportation	177	1 636	7 674	21	10	4	5	2	—	—	—	—	—	
481211	Nonscheduled chartered passenger air trans	110	1 057	4 774	15	7	3	5	—	—	—	—	—	—	
483	Water transportation	3 148	39 170	164 415	51	16	3	5	12	6	6	2	1	—	
4831	Deep sea, coastal & Great Lakes water trans	3 000	37 300	156 940	42	12	2	5	8	6	6	2	1	—	
48311	Deep sea, coastal & Great Lakes water trans	3 000	37 300	156 940	42	12	2	5	8	6	6	2	1	—	
483113	Coastal & Great Lakes freight transportation	1 989	26 938	111 597	16	1	—	3	2	5	3	1	1	—	
4832	Inland water transportation	148	1 870	7 475	9	4	1	—	4	—	—	—	—	—	
48321	Inland water transportation	148	1 870	7 475	9	4	1	—	4	—	—	—	—	—	
484	Truck transportation	7 611	60 559	268 073	445	231	65	48	55	32	11	3	—	—	
4841	General freight trucking	4 399	35 892	156 641	223	112	35	20	31	16	6	3	—	—	
48411	General freight trucking, local	1 317	11 012	44 896	102	57	18	9	14	2	1	1	—	—	
484110	General freight trucking, local	1 317	11 012	44 896	102	57	18	9	14	2	1	1	—	—	
48412	General freight trucking, long-distance	3 082	24 880	111 745	121	55	17	11	17	14	5	2	—	—	
484121	General freight trucking, long-distance, TL	1 042	7 956	36 219	86	47	13	9	9	8	—	—	—	—	
484122	General freight trucking, long-distance, LTL	2 040	16 924	75 526	35	8	4	2	8	6	5	2	—	—	
4842	Specialized freight trucking	3 212	24 667	111 432	222	119	30	28	24	16	5	—	—	—	
48421	Used household & office goods moving	1 283	8 763	39 001	62	22	9	12	11	7	1	—	—	—	
484210	Used household & office goods moving	1 283	8 763	39 001	62	22	9	12	11	7	1	—	—	—	
48422	Specialized freight (exc used) trucking, local	1 023	6 857	33 152	110	68	17	11	9	3	2	—	—	—	
484220	Specialized freight (exc used) trucking, local	1 023	6 857	33 152	110	68	17	11	9	3	2	—	—	—	
48423	Specialized freight (exc used) trucking, LDist	906	9 047	39 279	50	29	4	5	4	6	2	—	—	—	
484230	Specialized freight (exc used) trucking, LDist	906	9 047	39 279	50	29	4	5	4	6	2	—	—	—	
485	Transit & ground passenger transportation	1 586	7 419	33 267	51	20	6	7	9	4	4	1	—	—	
4853	Taxi & limousine service	204	820	4 165	24	14	2	4	4	—	—	—	—	—	
48532	Limousine service	173	630	3 194	19	11	1	3	4	—	—	—	—	—	
485320	Limousine service	173	630	3 194	19	11	1	3	4	—	—	—	—	—	
4854	School & employee bus transportation	(C)	(D)	(D)	3	—	—	1	1	—	1	—	—	—	
48541	School & employee bus transportation	(C)	(D)	(D)	3	—	—	1	1	—	1	—	—	—	
4855	Charter bus industry	(E)	(D)	(D)	5	1	1	—	1	1	1	—	—	—	
48551	Charter bus industry	(E)	(D)	(D)	5	1	1	—	1	1	1	—	—	—	
4859	Oth transit & ground passenger transportation	703	3 247	14 493	15	4	3	2	2	1	2	1	—	—	
48599	Oth transit & ground passenger transportation	703	3 247	14 493	15	4	3	2	2	1	2	1	—	—	
486	Pipeline transportation	(C)	(D)	(D)	4	2	—	—	—	1	1	—	—	—	
4862	Pipeline transportation of natural gas	(C)	(D)	(D)	2	1	—	—	—	—	1	—	—	—	
48621	Pipeline transportation of natural gas	(C)	(D)	(D)	2	1	—	—	—	—	1	—	—	—	
487	Scenic & sightseeing transportation	(E)	(D)	(D)	20	12	3	1	—	3	1	—	—	—	
4871	Scenic & sightseeing transportation, land	(C)	(D)	(D)	5	2	1	1	—	1	—	—	—	—	
48711	Scenic & sightseeing transportation, land	(C)	(D)	(D)	5	2	1	1	—	1	—	—	—	—	
4872	Scenic & sightseeing transportation, water	160	972	4 976	12	8	2	—	—	2	—	—	—	—	
48721	Scenic & sightseeing transportation, water	160	972	4 976	12	8	2	—	—	2	—	—	—	—	
487210	Scenic & sightseeing transportation, water	160	972	4 976	12	8	2	—	—	2	—	—	—	—	
488	Transportation support activities	7 738	87 706	363 411	466	233	97	69	45	11	7	3	—	1	
4881	Air transportation support activities	1 038	5 588	24 435	39	20	6	2	4	3	3	1	—	—	
48811	Airport operations	860	3 939	16 175	17	4	3	1	3	2	3	1	—	—	
488119	Other airport operations	860	3 939	16 175	17	4	3	1	3	2	3	1	—	—	
48819	Other air transportation support activities	178	1 649	8 260	22	16	3	1	1	1	—	—	—	—	
488190	Other air transportation support activities	178	1 649	8 260	22	16	3	1	1	1	—	—	—	—	
4882	Rail transportation support activities	157	1 239	4 554	5	1	—	1	2	1	—	—	—	—	
48821	Rail transportation support activities	157	1 239	4 554	5	1	—	1	2	1	—	—	—	—	
488210	Rail transportation support activities	157	1 239	4 554	5	1	—	1	2	1	—	—	—	—	
4883	Water transportation support activities	2 665	48 088	197 985	74	53	9	3	5	—	2	1	—	1	
48831	Port & harbor operations	(F)	(D)	(D)	6	2	1	—	1	—	1	1	—	—	
48832	Marine cargo handling	1 947	40 865	169 970	13	7	1	—	3	—	1	—	—	1	
488320	Marine cargo handling	1 947	40 865	169 970	13	7	1	—	3	—	1	—	—	1	
4884	Road transportation support activities	(F)	(D)	(D)	68	32	18	12	5	—	1	—	—	—	
48841	Motor vehicle towing	545	3 029	12 884	62	27	18	12	4	—	1	—	—	—	
488410	Motor vehicle towing	545	3 029	12 884	62	27	18	12	4	—	1	—	—	—	
4885	Freight transportation arrangement	3 220	29 085	120 713	272	122	64	49	28	7	1	1	—	—	
48851	Freight transportation arrangement	3 220	29 085	120 713	272	122	64	49	28	7	1	1	—	—	
488510	Freight transportation arrangement	3 220	29 085	120 713	272	122	64	49	28	7	1	1	—	—	
492	Couriers & messengers	9 378	60 768	261 671	102	35	5	16	20	13	10	2	—	1	
4921	Couriers	8 305	55 492	239 597	62	23	2	10	8	8	8	2	—	1	
49211	Couriers	8 305	55 492	239 597	62	23	2	10	8	8	8	2	—	1	
492110	Couriers	8 305	55 492	239 597	62	23	2	10	8	8	8	2	—	1	
4922	Local messengers & local delivery	1 073	5 276	22 074	40	12	3	6	12	5	2	—	—	—	
49221	Local messengers & local delivery	1 073	5 276	22 074	40	12	3	6	12	5	2	—	—	—	
492210	Local messengers & local delivery	1 073	5 276	22 074	40	12	3	6	12	5	2	—	—	—	

Note: Employment-size classes are indicated as follows: A—0 to 19; B—20 to 99; C—100 to 249; E—250 to 499; F—500 to 2,499; G—1,000 to 2,499; H—2,500 to 4,999; I—5,000 to 9,999; J—10,000 to 24,999; K—25,000 to 49,999; L—50,000 to 99,999; M—100,000 or more.

**Table 6. Counties—Employees, Payroll, and Establishments by Industry: 1999—Con.**

[Excludes most government employees, railroad employees, and self-employed persons. Size class 1 to 4 includes establishments with payroll, but no employees, during mid-March pay period. (D) denotes figures withheld to avoid disclosing data for individual companies; the data are included in broader industry totals. Detailed industries with 100 or more employees are shown if industry was not a (D). For explanation of terms, abbreviations, and data reliability/comparability, see introductory text]

NAICS code	Industry	Number of employees for week including March 12	Payroll (\$1,000)		Total number of establishments	Number of establishments by employment-size class								
			First quarter	Annual		1 to 4	5 to 9	10 to 19	20 to 49	50 to 99	100 to 249	250 to 499	500 to 999	1,000 or more
<b>48-49</b>	<b>KING—Con. Transportation &amp; warehousing—Con.</b>													
493	Warehousing & storage	1 410	10 192	43 674	53	14	10	8	14	4	3	—	—	—
4931	Warehousing & storage	1 410	10 192	43 674	53	14	10	8	14	4	3	—	—	—
49311	General warehousing & storage	805	5 362	22 674	34	9	7	6	8	2	2	—	—	—
493110	General warehousing & storage	805	5 362	22 674	34	9	7	6	8	2	2	—	—	—
49312	Refrigerated warehousing & storage	452	3 528	15 460	12	3	1	1	5	1	1	—	—	—
493120	Refrigerated warehousing & storage	452	3 528	15 460	12	3	1	1	5	1	1	—	—	—
<b>51</b>	<b>Information</b>	<b>45 912</b>	<b>962 728</b>	<b>4 176 378</b>	<b>1 417</b>	<b>700</b>	<b>186</b>	<b>172</b>	<b>173</b>	<b>95</b>	<b>65</b>	<b>12</b>	<b>9</b>	<b>5</b>
511	Publishing industries	19 590	556 517	2 575 111	496	222	80	73	66	25	16	5	6	3
5111	Newspaper, periodical, book, database publishers	5 965	57 220	237 857	225	115	35	37	22	7	8	—	—	1
51111	Newspaper publishers	3 850	36 199	148 077	59	24	9	14	4	4	3	—	—	1
511110	Newspaper publishers	3 850	36 199	148 077	59	24	9	14	4	4	3	—	—	1
51112	Periodical publishers	723	6 573	27 276	72	41	11	12	7	—	1	—	—	—
511120	Periodical publishers	723	6 573	27 276	72	41	11	12	7	—	1	—	—	—
51113	Book publishers	468	4 573	21 569	48	27	11	6	2	1	1	—	—	—
511130	Book publishers	468	4 573	21 569	48	27	11	6	2	1	1	—	—	—
51114	Database and directory publishers	123	950	4 847	15	8	2	3	2	—	—	—	—	—
511140	Database and directory publishers	123	950	4 847	15	8	2	3	2	—	—	—	—	—
51119	Other publishers	801	8 925	36 088	31	15	2	2	7	2	3	—	—	—
5112	Software publishers	13 625	499 297	2 337 254	271	107	45	36	44	18	8	5	6	2
51121	Software publishers	13 625	499 297	2 337 254	271	107	45	36	44	18	8	5	6	2
511210	Software publishers	13 625	499 297	2 337 254	271	107	45	36	44	18	8	5	6	2
512	Motion picture & sound recording industries	2 571	12 596	60 980	216	126	20	31	26	11	2	—	—	—
5121	Motion picture & video industries	2 000	9 671	46 496	178	102	15	27	24	10	—	—	—	—
51211	Motion picture & video production	479	4 171	21 233	91	67	7	11	5	1	—	—	—	—
512110	Motion picture & video production	479	4 171	21 233	91	67	7	11	5	1	—	—	—	—
51213	Motion picture & video exhibition	1 144	2 330	10 188	53	17	3	10	17	6	—	—	—	—
51219	Postprod & other movie & video industries	(E)	(D)	(D)	32	18	4	6	1	3	—	—	—	—
5122	Sound recording industries	571	2 925	14 484	38	24	5	4	2	1	2	—	—	—
51224	Sound recording studios	167	670	2 958	21	13	3	3	2	—	—	—	—	—
512240	Sound recording studios	167	670	2 958	21	13	3	3	2	—	—	—	—	—
51229	Other sound recording industries	(E)	(D)	(D)	9	5	1	1	—	—	2	—	—	—
513	Broadcasting & telecommunications	19 457	332 707	1 211 284	438	190	59	43	53	44	38	6	3	2
5131	Radio & television broadcasting	2 528	33 173	132 077	54	18	5	7	11	4	8	1	—	—
51311	Radio broadcasting	1 557	21 033	82 245	43	15	4	5	11	3	5	—	—	—
51312	Television broadcasting	971	12 140	49 832	11	3	1	2	—	1	3	1	—	—
513120	Television broadcasting	971	12 140	49 832	11	3	1	2	—	1	3	1	—	—
5132	Cable networks & program distribution	1 324	14 471	71 079	32	16	5	—	1	4	6	—	—	—
51321	Cable networks	252	3 256	13 696	6	1	2	—	—	2	1	—	—	—
513210	Cable networks	252	3 256	13 696	6	1	2	—	—	2	1	—	—	—
51322	Cable & other program distribution	1 072	11 215	57 383	26	15	3	—	1	2	5	—	—	—
513220	Cable & other program distribution	1 072	11 215	57 383	26	15	3	—	1	2	5	—	—	—
5133	Telecommunications	15 605	285 063	1 008 128	352	156	49	36	41	36	24	5	3	2
51331	Wired telecommunications carriers	8 206	127 559	442 002	190	88	27	20	27	18	5	2	1	2
513310	Wired telecommunications carriers	8 206	127 559	442 002	190	88	27	20	27	18	5	2	1	2
51332	Wireless telecom carriers (exc satellite)	6 611	149 989	472 040	106	35	16	9	9	14	18	3	2	—
513321	Paging	317	3 532	15 432	17	8	3	—	3	2	—	—	—	—
513322	Cellular & other wireless telecommunications	6 294	146 457	456 608	89	27	13	8	6	12	18	3	2	—
51333	Telecommunications resellers	642	5 474	82 751	41	22	5	7	3	3	1	—	—	—
513330	Telecommunications resellers	642	5 474	82 751	41	22	5	7	3	3	1	—	—	—
514	Information & data processing services	4 294	60 908	329 003	267	162	27	25	28	15	9	1	—	—
5141	Information services	2 330	38 258	236 764	181	123	16	13	14	9	6	—	—	—
51419	Other information services	2 160	36 926	230 800	161	108	16	11	12	8	6	—	—	—
5142	Data processing services	1 964	22 650	92 239	86	39	11	12	14	6	3	1	—	—
51421	Data processing services	1 964	22 650	92 239	86	39	11	12	14	6	3	1	—	—
514210	Data processing services	1 964	22 650	92 239	86	39	11	12	14	6	3	1	—	—
<b>52</b>	<b>Finance &amp; insurance</b>	<b>50 532</b>	<b>681 637</b>	<b>2 600 672</b>	<b>3 447</b>	<b>1 945</b>	<b>647</b>	<b>454</b>	<b>231</b>	<b>86</b>	<b>60</b>	<b>19</b>	<b>2</b>	<b>3</b>
521	Monetary authorities - central bank	(C)	(D)	(D)	1	—	—	—	—	—	1	—	—	—
5211	Monetary authorities - central bank	(C)	(D)	(D)	1	—	—	—	—	—	1	—	—	—
52111	Monetary authorities - central bank	(C)	(D)	(D)	1	—	—	—	—	—	1	—	—	—
522	Credit intermediation & related activities	22 669	282 620	1 030 529	1 315	492	371	297	103	28	14	7	1	2
5221	Depository credit intermediation	15 196	178 362	664 348	630	143	210	199	48	15	8	4	1	2
52211	Commercial banking	9 825	127 513	430 956	385	83	119	132	35	7	4	3	1	1
522110	Commercial banking	9 825	127 513	430 956	385	83	119	132	35	7	4	3	1	1
52212	Savings institutions	3 601	36 166	173 518	168	35	72	48	7	3	2	—	—	—
522120	Savings institutions	3 601	36 166	173 518	168	35	72	48	7	3	2	—	—	—
52213	Credit unions	(G)	(D)	(D)	76	24	19	19	6	5	2	1	—	—
5222	Nondepository credit intermediation	5 104	76 548	263 535	423	199	109	63	36	9	5	2	—	—
52222	Sales financing	1 363	29 024	97 413	77	36	12	17	6	3	2	1	—	—
522220	Sales financing	1 363	29 024	97 413	77	36	12	17	6	3	2	1	—	—
52229	Other nondepository credit intermediation	(H)	(D)	(D)	344	162	97	46	29	6	3	1	—	—
522291	Consumer lending	586	5 032	19 362	31	19	7	2	—	—	3	—	—	—
522292	Real estate credit	2 655	34 577	123 722	245	109	66	36	28	5	—	—	—	—
522298	All oth nondepository credit intermediation	442	7 289	20 486	62	30	23	7	1	—	—	—	—	—
5223	Activities related to credit intermediation	2 369	27 710	102 646	262	150	52	35	19	4	1	1	—	—
52231	Mortgage & nonmortgage brokers	1 387	16 129	56 955	182	98	40	29	11	4	—	—	—	—
522310	Mortgage & nonmortgage brokers	1 387	16 129	56 955	182	98	40	29	11	4	—	—	—	—
52232	Financial clearinghouse & reserve activities	133	2 683	8 988	13	11	—	—	—	—	1	—	—	—
522320	Financial clearinghouse & reserve activities	133	2 683	8 988	13	11	—	—	—	—	1	—	—	—
52239	Other credit intermediation activities	849	8 898	36 703	67	41	12	5	8	—	—	1	—	—
522390	Other credit intermediation activities	849	8 898	36 703	67	41	12	5	8	—	—	1	—	—

Note: Employment-size classes are indicated as follows: A—0 to 19; B—20 to 99; C—100 to 249; E—250 to 499; F—500 to 999; G—1,000 to 2,499; H—2,500 to 4,999; I—5,000 to 9,999; J—10,000 to 24,999; K—25,000 to 49,999; L—50,000 to 99,999; M—100,000 or more.

**Table 6. Counties—Employees, Payroll, and Establishments by Industry: 1999—Con.**

[Excludes most government employees, railroad employees, and self-employed persons. Size class 1 to 4 includes establishments with payroll, but no employees, during mid-March pay period. (D) denotes figures withheld to avoid disclosing data for individual companies; the data are included in broader industry totals. Detailed industries with 100 or more employees are shown if industry was not a (D). For explanation of terms, abbreviations, and data reliability/comparability, see introductory text]

NAICS code	Industry	Number of employees for week including March 12	Payroll (\$1,000)		Total number of establishments	Number of establishments by employment-size class									
			First quarter	Annual		1 to 4	5 to 9	10 to 19	20 to 49	50 to 99	100 to 249	250 to 499	500 to 999	1,000 or more	
<b>KING—Con.</b>															
<b>52 Finance &amp; insurance—Con.</b>															
523	Security, commodity contracts & like activity . . . . .	(I)	(D)	(D)	676	490	83	39	39	11	14	-	-	-	
5231	Scrtcy & comdty contracts intermed & brokerage . . . . .	3 595	108 128	374 891	321	222	41	20	19	9	10	-	-	-	
52311	Investment banking & securities dealing . . . . .	914	31 068	112 712	53	28	10	5	5	2	3	-	-	-	
523110	Investment banking & securities dealing . . . . .	914	31 068	112 712	53	28	10	5	5	2	3	-	-	-	
52312	Securities brokerage . . . . .	2 667	76 861	261 290	259	185	31	15	14	7	7	-	-	-	
523120	Securities brokerage . . . . .	2 667	76 861	261 290	259	185	31	15	14	7	7	-	-	-	
5239	Other financial investment activities . . . . .	(G)	(D)	(D)	354	267	42	19	20	2	4	-	-	-	
52391	Miscellaneous intermediation . . . . .	(I)	5 398	23 758	77	63	8	4	1	-	1	-	-	-	
523910	Miscellaneous intermediation . . . . .	401	5 398	23 758	77	63	8	4	1	-	1	-	-	-	
52392	Portfolio management . . . . .	1 131	25 963	103 237	136	93	17	10	12	1	3	-	-	-	
523920	Portfolio management . . . . .	1 131	25 963	103 237	136	93	17	10	12	1	3	-	-	-	
52393	Investment advice . . . . .	331	4 714	22 399	94	78	8	4	4	-	-	-	-	-	
523930	Investment advice . . . . .	331	4 714	22 399	94	78	8	4	4	-	-	-	-	-	
52399	All other financial investment activities . . . . .	(E)	(D)	(D)	47	33	9	1	3	1	-	-	-	-	
523991	Trust, fiduciary & custody activities . . . . .	280	4 140	16 445	43	29	9	1	3	1	-	-	-	-	
524	Insurance carriers & related activities . . . . .	21 810	246 193	1 012 939	1 434	950	188	115	89	47	31	12	1	1	
5241	Insurance carriers . . . . .	14 372	159 730	656 227	422	234	41	33	46	35	20	11	1	1	
52411	Direct life, health, medical insurance carriers . . . . .	6 487	72 456	282 489	135	55	16	21	19	10	7	6	-	1	
524113	Direct life insurance carriers . . . . .	3 753	42 389	161 496	114	51	13	19	16	6	5	4	-	-	
524114	Direct health & medical insurance carriers . . . . .	2 734	30 067	120 993	21	4	3	2	3	4	2	2	-	1	
52412	Other direct insurance carriers . . . . .	(I)	(D)	(D)	283	175	25	12	27	25	13	5	1	-	
524126	Direct property & casualty insurance carriers . . . . .	6 839	75 842	328 464	262	172	21	11	24	18	10	5	1	-	
5242	Agencies & other insurance related activities . . . . .	7 438	86 463	356 712	1 012	716	147	82	43	12	11	1	-	-	
52421	Insurance agencies & brokerages . . . . .	5 523	65 704	273 908	892	656	124	62	34	9	7	-	-	-	
524210	Insurance agencies & brokerages . . . . .	5 523	65 704	273 908	892	656	124	62	34	9	7	-	-	-	
52429	Other insurance related activities . . . . .	1 915	20 759	82 804	120	60	23	20	9	3	4	1	-	-	
524291	Claims adjusting . . . . .	475	6 939	24 918	38	17	7	10	3	-	1	-	-	-	
524292	Insurance & pension funds, third party admin . . . . .	1 341	12 927	53 901	61	28	13	8	5	3	3	1	-	-	
525	Funds, trusts, & other financial vehicles (part) . . . . .	(C)	(D)	(D)	21	13	5	3	-	-	-	-	-	-	
5259	Other investment pools & funds . . . . .	(C)	(D)	(D)	21	13	5	3	-	-	-	-	-	-	
52593	Real estate investment trusts . . . . .	101	2 409	5 701	16	8	5	3	-	-	-	-	-	-	
525930	Real estate investment trusts . . . . .	101	2 409	5 701	16	8	5	3	-	-	-	-	-	-	
<b>53</b>	<b>Real estate &amp; rental &amp; leasing</b>	<b>26 539</b>	<b>189 480</b>	<b>820 797</b>	<b>3 267</b>	<b>2 259</b>	<b>516</b>	<b>275</b>	<b>142</b>	<b>41</b>	<b>25</b>	<b>5</b>	<b>3</b>	<b>1</b>	
531	Real estate . . . . .	18 963	136 654	592 432	2 778	2 062	392	180	94	29	16	2	2	1	
5311	Lessors of real estate . . . . .	6 813	41 511	176 866	1 353	1 072	161	66	38	11	4	-	1	-	
53111	Lessors of residential buildings & dwellings . . . . .	3 979	16 069	74 664	824	658	100	38	21	6	-	-	1	-	
531110	Lessors of residential buildings & dwellings . . . . .	3 979	16 069	74 664	824	658	100	38	21	6	-	-	1	-	
53112	Lessors of nonres bldg (exc miniwarehouses) . . . . .	2 224	22 249	88 148	332	239	48	25	11	5	4	-	-	-	
531120	Lessors of nonres bldg (exc miniwarehouses) . . . . .	2 224	22 249	88 148	332	239	48	25	11	5	4	-	-	-	
53113	Lessors of miniwarehouses & self storage units . . . . .	296	2 006	8 141	101	91	7	-	3	-	-	-	-	-	
531130	Lessors of miniwarehouses & self storage units . . . . .	296	2 006	8 141	101	91	7	-	3	-	-	-	-	-	
53119	Lessors of other real estate property . . . . .	314	1 187	5 913	96	84	6	3	3	-	-	-	-	-	
531190	Lessors of other real estate property . . . . .	314	1 187	5 913	96	84	6	3	3	-	-	-	-	-	
5312	Offices of real estate agents & brokers . . . . .	5 136	43 264	191 738	648	484	101	38	11	8	4	1	-	1	
53121	Offices of real estate agents & brokers . . . . .	5 136	43 264	191 738	648	484	101	38	11	8	4	1	-	1	
531210	Offices of real estate agents & brokers . . . . .	5 136	43 264	191 738	648	484	101	38	11	8	4	1	-	1	
5313	Activities related to real estate . . . . .	7 014	51 879	223 828	777	506	130	76	45	10	8	1	1	-	
53131	Real estate property managers . . . . .	5 599	38 657	165 790	434	247	87	48	32	10	8	1	1	-	
531311	Residential property managers . . . . .	4 120	23 324	100 834	307	175	61	35	24	6	4	1	1	-	
531312	Nonresidential property managers . . . . .	1 479	15 333	64 956	127	72	8	26	13	4	4	-	-	-	
53132	Offices of real estate appraisers . . . . .	583	4 974	20 290	142	110	15	12	5	-	-	-	-	-	
531320	Offices of real estate appraisers . . . . .	583	4 974	20 290	142	110	15	12	5	-	-	-	-	-	
53139	Other activities related to real estate . . . . .	832	8 248	37 748	201	149	28	16	8	-	-	-	-	-	
531390	Other activities related to real estate . . . . .	832	8 248	37 748	201	149	28	16	8	-	-	-	-	-	
532	Rental & leasing services . . . . .	7 479	51 667	223 712	475	190	121	92	47	12	9	3	1	-	
5321	Automotive equipment rental & leasing . . . . .	2 574	15 184	69 021	82	32	24	10	6	4	3	2	1	-	
53211	Passenger car rental & leasing . . . . .	1 980	10 477	48 942	39	14	8	7	2	3	2	2	1	-	
532111	Passenger car rental . . . . .	1 935	10 269	47 452	35	12	8	6	1	3	2	2	1	-	
53212	Truck, utility trailer & RV rental & leasing . . . . .	594	4 707	20 079	43	18	6	3	4	1	1	-	-	-	
532120	Truck, utility trailer & RV rental & leasing . . . . .	594	4 707	20 079	43	18	6	3	4	1	1	-	-	-	
5322	Consumer goods rental . . . . .	2 120	6 993	29 871	233	97	66	50	16	4	-	-	-	-	
53222	Formal wear & costume rental . . . . .	171	474	2 427	37	21	14	2	-	-	-	-	-	-	
532220	Formal wear & costume rental . . . . .	171	474	2 427	37	21	14	2	-	-	-	-	-	-	
53223	Video tape & disc rental . . . . .	1 385	3 068	13 313	149	58	38	39	13	1	-	-	-	-	
532230	Video tape & disc rental . . . . .	1 385	3 068	13 313	149	58	38	39	13	1	-	-	-	-	
53229	Other consumer goods rental . . . . .	539	3 190	13 078	41	15	11	9	3	3	-	-	-	-	
532291	Home health equipment rental . . . . .	171	1 772	7 077	10	3	2	4	-	1	-	-	-	-	
532292	Recreational goods rental . . . . .	121	394	1 908	13	5	4	2	2	-	-	-	-	-	
532299	All other consumer goods rental . . . . .	247	1 024	4 093	18	7	5	3	1	2	-	-	-	-	
5323	General rental centers . . . . .	457	2 873	15 114	47	17	13	7	10	-	-	-	-	-	
53231	General rental centers . . . . .	457	2 873	15 114	47	17	13	7	10	-	-	-	-	-	
532310	General rental centers . . . . .	457	2 873	15 114	47	17	13	7	10	-	-	-	-	-	
5324	Commercial, industrial equip rental & leasing . . . . .	2 328	26 617	109 706	113	44	18	25	15	4	6	1	-	-	
53241	Const, trans, mining equip rental & leasing . . . . .	866	12 219	43 800	32	8	6	7	7	2	2	-	-	-	
532411	Commercial trans equip (exc MV) rental, lease . . . . .	336	7 038	19 804	5	1	1	-	2	-	1	-	-	-	
532412	Const, mining, forestry equip rental & leasing . . . . .	530	5 181	23 996	27	7	5	7	5	2	1	-	-	-	
53242	Office machinery & equipment rental & leasing . . . . .	197	2 803	15 325	28	16	6	5	-	1	-	-	-	-	
532420	Office machinery & equipment rental & leasing . . . . .	197	2 803	15 325	28	16	6	5	-	1	-	-	-	-	

Note: Employment-size classes are indicated as follows: A—0 to 19; B—20 to 99; C—100 to 249; E—250 to 499; F—500 to 999; G—1,000 to 2,499; H—2,500 to 4,999; I—5,000 to 9,999; J—10,000 to 24,999; K—25,000 to 49,999; L—50,000 to 99,999; M—100,000 or more.

**Table 6. Counties—Employees, Payroll, and Establishments by Industry: 1999—Con.**

[Excludes most government employees, railroad employees, and self-employed persons. Size class 1 to 4 includes establishments with payroll, but no employees, during mid-March pay period. (D) denotes figures withheld to avoid disclosing data for individual companies; the data are included in broader industry totals. Detailed industries with 100 or more employees are shown if industry was not a (D). For explanation of terms, abbreviations, and data reliability/comparability, see introductory text]

NAICS code	Industry	Number of employees for week including March 12	Payroll (\$1,000)		Total number of establishments	Number of establishments by employment-size class								
			First quarter	Annual		1 to 4	5 to 9	10 to 19	20 to 49	50 to 99	100 to 249	250 to 499	500 to 999	1,000 or more
<b>KING—Con.</b>														
53	<b>Real estate &amp; rental &amp; leasing—Con.</b>													
532	Rental & leasing services—Con.													
5324	Commercial, industrial equip rental & leasing—Con.													
53249	Oth commercial, industrial equip rental, lease .....	1 265	11 595	50 581	53	20	6	13	8	1	4	1	-	-
532490	Oth commercial, industrial equip rental, lease .....	1 265	11 595	50 581	53	20	6	13	8	1	4	1	-	-
54	<b>Professional, scientific &amp; technical services.....</b>													
541	Professional, scientific & technical services.....	77 217	855 229	3 879 690	7 716	5 335	1 054	656	384	167	91	20	6	3
5411	Legal services .....	11 868	153 691	731 222	1 586	1 145	234	106	55	28	13	5	-	-
54111	Offices of lawyers .....	11 312	145 189	693 073	1 555	1 123	231	103	55	28	10	5	-	-
541110	Offices of lawyers .....	11 312	145 189	693 073	1 555	1 123	231	103	55	28	10	5	-	-
54119	Other legal services .....	556	8 502	38 149	31	22	3	3	-	-	3	-	-	-
541191	Title abstract & settlement offices .....	151	1 102	5 371	13	10	2	-	-	1	-	-	-	-
541199	All other legal services .....	405	7 400	32 778	18	12	1	3	-	-	2	-	-	-
5412	Accounting, tax prep, bookkeep, payroll services .....	8 552	77 180	321 821	903	658	117	57	40	14	13	3	1	-
54121	Accounting, tax prep, bookkeep, payroll services .....	8 552	77 180	321 821	903	658	117	57	40	14	13	3	1	-
541211	Offices of certified public accountants .....	3 866	44 748	200 617	505	349	90	33	22	4	5	2	-	-
541213	Tax preparation services .....	791	2 194	7 403	84	63	4	9	7	-	-	1	-	-
541214	Payroll services .....	2 581	22 199	78 188	32	10	-	3	5	7	6	-	1	-
541219	Other accounting services .....	1 314	8 039	35 613	282	236	23	12	6	3	2	-	-	-
5413	Architectural, engineering & related services .....	16 351	183 255	845 654	1 404	847	219	162	103	41	27	4	1	-
54131	Architectural services .....	9 330	39 235	198 263	425	271	77	41	25	6	3	2	-	-
541310	Architectural services .....	9 330	39 235	198 263	425	271	77	41	25	6	3	2	-	-
54132	Landscape architectural services .....	482	3 451	17 513	105	75	17	9	3	1	-	-	-	-
541320	Landscape architectural services .....	482	3 451	17 513	105	75	17	9	3	1	-	-	-	-
54133	Engineering services .....	10 612	129 311	582 204	699	388	100	92	64	28	24	2	1	-
541330	Engineering services .....	10 612	129 311	582 204	699	388	100	92	64	28	24	2	1	-
54135	Building inspection services .....	156	866	3 997	44	34	6	2	2	-	-	-	-	-
541350	Building inspection services .....	156	866	3 997	44	34	6	2	2	-	-	-	-	-
54137	Surveying, mapping (exc geophysical) services .....	341	2 669	13 372	59	39	9	9	1	1	-	-	-	-
541370	Surveying, mapping (exc geophysical) services .....	341	2 669	13 372	59	39	9	9	1	1	-	-	-	-
54138	Testing laboratories .....	709	6 144	25 108	52	25	7	9	7	4	-	-	-	-
541380	Testing laboratories .....	709	6 144	25 108	52	25	7	9	7	4	-	-	-	-
5414	Specialized design services .....	1 586	14 605	66 482	363	284	44	20	10	5	-	-	-	-
54141	Interior design services .....	417	3 097	13 790	97	74	12	6	5	-	-	-	-	-
541410	Interior design services .....	417	3 097	13 790	97	74	12	6	5	-	-	-	-	-
54143	Graphic design services .....	1 016	10 178	46 835	239	192	27	12	3	5	-	-	-	-
541430	Graphic design services .....	1 016	10 178	46 835	239	192	27	12	3	5	-	-	-	-
5415	Computer systems design & related services .....	14 394	192 802	903 278	1 179	812	144	111	53	34	16	5	3	1
54151	Computer systems design & related services .....	14 394	192 802	903 278	1 179	812	144	111	53	34	16	5	3	1
541511	Custom computer programming services .....	6 154	86 892	416 512	554	375	66	57	26	19	8	2	1	-
541512	Computer systems design services .....	7 003	87 423	402 572	414	274	47	48	20	13	6	3	2	1
541513	Computer facilities management services .....	287	4 114	14 728	6	2	2	1	-	1	-	-	-	-
541519	Other computer related services .....	950	14 373	69 466	205	161	29	6	6	2	1	-	-	-
5416	Management, sci & tech consulting services .....	6 498	89 147	406 586	1 130	876	110	77	48	12	5	2	-	-
54161	Management consulting services .....	4 728	69 802	315 982	824	657	73	47	31	10	4	2	-	-
541611	Admin & gen management consulting services .....	1 982	32 469	146 619	367	306	23	19	12	4	2	1	-	-
541612	Human res & exec search consulting services .....	1 594	25 461	108 131	202	148	28	13	8	2	2	1	-	-
541613	Marketing consulting services .....	735	7 151	35 466	175	138	17	12	6	2	-	-	-	-
541614	Process, phys dist & log consulting services .....	251	2 956	14 068	47	38	4	1	2	2	-	-	-	-
541618	Other management consulting services .....	166	1 765	11 698	33	27	1	2	3	-	-	-	-	-
54162	Environmental consulting services .....	799	7 894	36 163	122	80	16	15	9	2	-	-	-	-
541620	Environmental consulting services .....	799	7 894	36 163	122	80	16	15	9	2	-	-	-	-
54169	Oth scientific & technical consulting services .....	971	11 451	54 441	184	139	21	15	8	-	1	-	-	-
541690	Oth scientific & technical consulting services .....	971	11 451	54 441	184	139	21	15	8	-	1	-	-	-
5417	Scientific R&D services .....	5 652	65 745	263 935	183	94	26	23	19	12	7	1	-	1
54171	R&D in physical, engineering & life sciences .....	5 483	64 205	257 181	155	78	20	19	17	12	7	1	-	1
541710	R&D in physical, engineering & life sciences .....	5 483	64 205	257 181	155	78	20	19	17	12	7	1	-	1
54172	R&D in social sciences & humanities .....	169	1 540	6 754	28	16	6	4	2	-	-	-	-	-
541720	R&D in social sciences & humanities .....	169	1 540	6 754	28	16	6	4	2	-	-	-	-	-
5418	Advertising & related services .....	7 885	53 965	224 341	429	272	66	40	32	12	6	-	-	1
54181	Advertising agencies .....	1 440	18 807	76 948	127	80	18	12	10	5	2	-	-	-
541810	Advertising agencies .....	1 440	18 807	76 948	127	80	18	12	10	5	2	-	-	-
54182	Public relations agencies .....	597	6 955	30 910	93	62	16	9	5	-	1	-	-	-
541820	Public relations agencies .....	597	6 955	30 910	93	62	16	9	5	-	1	-	-	-
54184	Media representatives .....	401	4 390	17 458	33	21	7	-	1	4	-	-	-	-
541840	Media representatives .....	401	4 390	17 458	33	21	7	-	1	4	-	-	-	-
54185	Display advertising .....	225	2 394	9 036	15	11	2	-	-	1	1	-	-	-
541850	Display advertising .....	225	2 394	9 036	15	11	2	-	-	1	1	-	-	-
54186	Direct mail advertising .....	717	5 977	22 630	56	29	8	10	6	2	1	-	-	-
541860	Direct mail advertising .....	717	5 977	22 630	56	29	8	10	6	2	1	-	-	-
54189	Other services related to advertising .....	4 394	14 387	62 511	88	60	12	5	9	-	1	-	-	1
541890	Other services related to advertising .....	4 394	14 387	62 511	88	60	12	5	9	-	1	-	-	1
5419	Oth professional, scientific, technical services .....	4 431	24 839	116 371	539	347	94	60	24	9	4	-	1	-
54191	Marketing research & public opinion polling .....	1 310	7 743	32 533	58	32	4	4	8	7	3	-	-	-
541910	Marketing research & public opinion polling .....	1 310	7 743	32 533	58	32	4	4	8	7	3	-	-	-
54192	Photographic services .....	704	4 201	18 229	153	112	26	10	3	1	1	-	-	-
541921	Photography studios, portrait .....	503	2 499	12 507	90	61	20	5	2	1	1	-	-	-
541922	Commercial photography .....	201	1 702	5 722	63	51	6	5	1	-	-	-	-	-

Note: Employment-size classes are indicated as follows: A—0 to 19; B—20 to 99; C—100 to 249; E—250 to 499; F—500 to 999; G—1,000 to 2,499; H—2,500 to 4,999; I—5,000 to 9,999; J—10,000 to 24,999; K—25,000 to 49,999; L—50,000 to 99,999; M—100,000 or more.





Table 6. **Counties—Employees, Payroll, and Establishments by Industry: 1999—Con.**

[Excludes most government employees, railroad employees, and self-employed persons. Size class 1 to 4 includes establishments with payroll, but no employees, during mid-March pay period. (D) denotes figures withheld to avoid disclosing data for individual companies; the data are included in broader industry totals. Detailed industries with 100 or more employees are shown if industry was not a (D). For explanation of terms, abbreviations, and data reliability/comparability, see introductory text]

NAICS code	Industry	Number of employees for week including March 12	Payroll (\$1,000)		Total number of establishments	Number of establishments by employment-size class									
			First quarter	Annual		1 to 4	5 to 9	10 to 19	20 to 49	50 to 99	100 to 249	250 to 499	500 to 999	1,000 or more	
<b>KING—Con.</b>															
<b>56</b>	<b>Admin, support, waste mgt, remediation services—Con.</b>														
562	Waste management & remediation services—Con.														
5629	Remediation & oth waste management services	946	7 836	33 542	33	13	5	3	8	1	3	—	—	—	
56291	Remediation services	360	3 156	14 353	12	3	1	2	4	1	1	—	—	—	
562910	Remediation services	360	3 156	14 353	12	3	1	2	4	1	1	—	—	—	
56292	Materials recovery facilities	(E)	(D)	(D)	7	2	1	—	2	—	2	—	—	—	
56299	All other waste management services	(C)	(D)	(D)	14	8	3	1	2	—	—	—	—	—	
<b>61</b>	<b>Educational services</b>	<b>16 717</b>	<b>83 373</b>	<b>342 290</b>	<b>818</b>	<b>419</b>	<b>134</b>	<b>101</b>	<b>104</b>	<b>38</b>	<b>13</b>	<b>5</b>	<b>2</b>	<b>2</b>	
611	Educational services	16 717	83 373	342 290	818	419	134	101	104	38	13	5	2	2	
6111	Elementary & secondary schools	5 674	29 289	118 909	169	34	25	29	41	30	9	1	—	—	
61111	Elementary & secondary schools	5 674	29 289	118 909	169	34	25	29	41	30	9	1	—	—	
611110	Elementary & secondary schools	5 674	29 289	118 909	169	34	25	29	41	30	9	1	—	—	
6112	Junior colleges	260	1 483	5 571	5	—	—	1	2	1	1	—	—	—	
61121	Junior colleges	260	1 483	5 571	5	—	—	1	2	1	1	—	—	—	
611210	Junior colleges	260	1 483	5 571	5	—	—	1	2	1	1	—	—	—	
6113	Colleges, universities & professional schools	4 713	22 786	92 181	27	12	2	1	3	2	2	2	1	2	
61131	Colleges, universities & professional schools	4 713	22 786	92 181	27	12	2	1	3	2	2	2	1	2	
611310	Colleges, universities & professional schools	4 713	22 786	92 181	27	12	2	1	3	2	2	2	1	2	
6114	Business schools & computer & mgt training	996	8 651	37 240	122	86	13	12	10	—	—	1	—	—	
61142	Computer training	616	6 083	25 269	49	33	5	5	5	—	—	1	—	—	
611420	Computer training	616	6 083	25 269	49	33	5	5	5	—	—	1	—	—	
61143	Professional, management development training	319	2 376	10 866	68	50	7	7	4	—	—	—	—	—	
611430	Professional, management development training	319	2 376	10 866	68	50	7	7	4	—	—	—	—	—	
6115	Technical & trade schools	1 475	6 237	25 351	66	30	15	9	10	1	—	—	1	—	
61151	Technical & trade schools	1 475	6 237	25 351	66	30	15	9	10	1	—	—	1	—	
611511	Cosmetology & barber schools	103	536	2 208	11	5	3	1	2	—	—	—	—	—	
611512	Flight training	164	1 108	4 228	11	4	2	2	3	—	—	—	—	—	
611513	Apprenticeship training	153	707	2 864	13	5	3	3	2	—	—	—	—	—	
611519	Other technical & trade schools	1 055	3 886	16 051	31	16	7	3	3	1	—	—	1	—	
6116	Other schools & instruction	3 263	12 711	53 215	362	205	69	47	36	3	1	1	—	—	
61161	Fine arts schools	613	1 720	7 292	81	46	16	12	6	1	—	—	—	—	
611610	Fine arts schools	613	1 720	7 292	81	46	16	12	6	1	—	—	—	—	
61162	Sports & recreation instruction	860	1 821	8 706	102	60	16	17	8	—	1	—	—	—	
611620	Sports & recreation instruction	860	1 821	8 706	102	60	16	17	8	—	1	—	—	—	
61163	Language schools	333	813	3 441	29	11	9	4	4	1	—	—	—	—	
611630	Language schools	333	813	3 441	29	11	9	4	4	1	—	—	—	—	
61169	All other schools & instruction	1 457	8 357	33 776	150	88	28	14	18	1	—	1	—	—	
611691	Exam preparation & tutoring	368	1 017	4 672	46	24	10	5	6	1	—	—	—	—	
611699	All other miscellaneous schools & instruction	1 032	7 190	28 170	86	51	14	8	12	—	—	1	—	—	
6117	Educational support services	336	2 216	9 823	67	52	10	2	2	1	—	—	—	—	
61171	Educational support services	336	2 216	9 823	67	52	10	2	2	1	—	—	—	—	
611710	Educational support services	336	2 216	9 823	67	52	10	2	2	1	—	—	—	—	
<b>62</b>	<b>Health care and social assistance</b>	<b>99 258</b>	<b>748 745</b>	<b>3 233 599</b>	<b>5 330</b>	<b>2 689</b>	<b>1 225</b>	<b>729</b>	<b>443</b>	<b>109</b>	<b>95</b>	<b>17</b>	<b>11</b>	<b>12</b>	
621	Ambulatory health care services	36 745	314 020	1 415 427	3 633	1 876	968	489	215	41	33	5	5	1	
6211	Offices of physicians	11 726	141 897	666 437	1 180	688	245	137	91	10	4	2	2	1	
62111	Offices of physicians	11 726	141 897	666 437	1 180	688	245	137	91	10	4	2	2	1	
621111	Offices of physicians (exc mental health)	11 448	139 442	654 135	1 082	606	236	131	90	10	4	2	2	1	
621112	Offices of physicians, mental health	278	2 455	12 302	98	82	9	6	1	—	—	—	—	—	
6212	Offices of dentists	8 321	58 584	264 519	1 200	427	507	232	32	1	1	—	—	—	
62121	Offices of dentists	8 321	58 584	264 519	1 200	427	507	232	32	1	1	—	—	—	
621210	Offices of dentists	8 321	58 584	264 519	1 200	427	507	232	32	1	1	—	—	—	
6213	Offices of other health practitioners	3 206	19 494	84 421	842	631	157	39	13	1	1	—	—	—	
62131	Offices of chiropractors	834	4 659	20 041	311	258	47	6	—	—	—	—	—	—	
621310	Offices of chiropractors	834	4 659	20 041	311	258	47	6	—	—	—	—	—	—	
62132	Offices of optometrists	499	2 616	12 321	126	80	41	5	—	—	—	—	—	—	
621320	Offices of optometrists	499	2 616	12 321	126	80	41	5	—	—	—	—	—	—	
62133	Offices of other mental health practitioners	216	1 121	5 021	88	79	5	3	1	—	—	—	—	—	
621330	Offices of other mental health practitioners	216	1 121	5 021	88	79	5	3	1	—	—	—	—	—	
62134	Offices of PT, OT, speech therapy & audiology	961	7 104	30 482	130	64	41	17	6	1	1	—	—	—	
621340	Offices of PT, OT, speech therapy & audiology	961	7 104	30 482	130	64	41	17	6	1	1	—	—	—	
62139	Offices of all other health practitioners	696	3 994	16 556	187	150	23	8	6	—	—	—	—	—	
621391	Offices of podiatrists	191	1 148	4 826	58	47	9	2	—	—	—	—	—	—	
621399	Offices of all other misc health practitioners	505	2 846	11 730	129	103	14	6	6	—	—	—	—	—	
6214	Outpatient care centers	7 125	53 451	227 894	207	44	33	46	47	18	16	2	1	—	
62141	Family planning centers	275	1 708	6 913	16	5	3	5	1	2	—	—	—	—	
621410	Family planning centers	275	1 708	6 913	16	5	3	5	1	2	—	—	—	—	
62142	Outpatient mental health, substance abuse ctrs	1 241	7 461	31 874	53	15	14	9	8	4	3	—	—	—	
621420	Outpatient mental health, substance abuse ctrs	1 241	7 461	31 874	53	15	14	9	8	4	3	—	—	—	
62149	Other outpatient care centers	5 609	44 282	189 107	138	24	16	32	38	12	13	2	1	—	
621493	Freestanding ambulatory surgery, emergency ctr	108	1 300	5 897	9	2	1	5	1	—	—	—	—	—	
621498	All other outpatient care centers	3 389	24 787	105 893	96	21	14	20	24	8	7	1	1	—	
6215	Medical & diagnostic laboratories	2 422	21 882	93 973	77	29	15	14	13	2	2	1	1	—	
62151	Medical & diagnostic laboratories	2 422	21 882	93 973	77	29	15	14	13	2	2	1	1	—	
621511	Medical laboratories	2 013	16 449	70 149	36	13	5	5	8	1	2	1	1	—	
621512	Diagnostic Imaging centers	409	5 433	23 824	41	16	10	9	5	1	—	—	—	—	

Note: Employment-size classes are indicated as follows: A—0 to 19; B—20 to 99; C—100 to 249; E—250 to 499; F—500 to 999; G—1,000 to 2,499; H—2,500 to 4,999; I—5,000 to 9,999; J—10,000 to 24,999; K—25,000 to 49,999; L—50,000 to 99,999; M—100,000 or more.

**Table 6. Counties—Employees, Payroll, and Establishments by Industry: 1999—Con.**

[Excludes most government employees, railroad employees, and self-employed persons. Size class 1 to 4 includes establishments with payroll, but no employees, during mid-March pay period. (D) denotes figures withheld to avoid disclosing data for individual companies; the data are included in broader industry totals. Detailed industries with 100 or more employees are shown if industry was not a (D). For explanation of terms, abbreviations, and data reliability/comparability, see introductory text]

NAICS code	Industry	Number of employees for week including March 12	Payroll (\$1,000)		Total number of establishments	Number of establishments by employment-size class								
			First quarter	Annual		1 to 4	5 to 9	10 to 19	20 to 49	50 to 99	100 to 249	250 to 499	500 to 999	1,000 or more
<b>KING—Con.</b>														
<b>62 Health care and social assistance—Con.</b>														
Ambulatory health care services—Con.														
621	Ambulatory health care services—Con.													
6216	Home health care services . . . . .	3 122	12 627	50 874	83	40	6	9	12	8	7	—	1	—
62161	Home health care services . . . . .	3 122	12 627	50 874	83	40	6	9	12	8	7	—	1	—
621610	Home health care services . . . . .	3 122	12 627	50 874	83	40	6	9	12	8	7	—	1	—
6219	Other ambulatory health care services . . . . .	823	6 085	27 309	44	17	5	12	7	1	2	—	—	—
62191	Ambulance services . . . . .	332	2 121	9 502	10	3	1	3	2	—	1	—	—	—
621910	Ambulance services . . . . .	332	2 121	9 502	10	3	1	3	2	—	1	—	—	—
62199	All other ambulatory health care services . . . . .	491	3 964	17 807	34	14	4	9	5	1	1	—	—	—
621991	Blood & organ banks . . . . .	332	2 828	12 932	13	3	1	5	2	1	1	—	—	—
621999	All oth misc ambulatory health care services . . . . .	159	1 136	4 875	21	11	3	4	3	—	—	—	—	—
622	Hospitals . . . . .	32 662	292 868	1 227 325	33	1	8	—	1	1	4	1	6	11
6221	General medical & surgical hospitals . . . . .	32 230	290 187	1 215 319	29	1	8	—	—	—	2	1	6	11
62211	General medical & surgical hospitals . . . . .	32 230	290 187	1 215 319	29	1	8	—	—	—	2	1	6	11
622110	General medical & surgical hospitals . . . . .	32 230	290 187	1 215 319	29	1	8	—	—	—	2	1	6	11
6222	Psychiatric & substance abuse hospitals . . . . .	432	2 681	12 006	4	—	—	—	1	1	2	—	—	—
62221	Psychiatric & substance abuse hospitals . . . . .	432	2 681	12 006	4	—	—	—	1	1	2	—	—	—
622210	Psychiatric & substance abuse hospitals . . . . .	432	2 681	12 006	4	—	—	—	1	1	2	—	—	—
623	Nursing & residential care facilities . . . . .	15 196	79 125	322 382	410	161	55	46	55	38	46	9	—	—
6231	Nursing care facilities . . . . .	6 972	42 546	171 840	76	15	5	1	5	16	29	5	—	—
62311	Nursing care facilities . . . . .	6 972	42 546	171 840	76	15	5	1	5	16	29	5	—	—
623110	Nursing care facilities . . . . .	6 972	42 546	171 840	76	15	5	1	5	16	29	5	—	—
6232	Residential mental retardation, health facil . . . . .	1 257	5 964	23 685	67	18	7	21	16	4	1	—	—	—
62321	Residential mental retardation facilities . . . . .	682	2 922	13 245	39	7	6	16	7	3	—	—	—	—
623210	Residential mental retardation facilities . . . . .	682	2 922	13 245	39	7	6	16	7	3	—	—	—	—
62322	Residential mental health, subst abuse facil . . . . .	575	3 042	10 440	28	11	1	5	9	1	1	—	—	—
623220	Residential mental health, subst abuse facil . . . . .	575	3 042	10 440	28	11	1	5	9	1	1	—	—	—
6233	Community care facilities for the elderly . . . . .	6 174	26 330	108 373	235	114	39	18	31	15	14	4	—	—
62331	Community care facilities for the elderly . . . . .	6 174	26 330	108 373	235	114	39	18	31	15	14	4	—	—
623311	Continuing care retirement communities . . . . .	3 476	17 205	72 202	35	4	3	1	8	5	11	3	—	—
623312	Homes for the elderly . . . . .	2 698	9 125	36 171	200	111	35	17	23	10	3	1	—	—
6239	Other residential care facilities . . . . .	793	4 285	18 484	32	14	4	6	3	3	2	—	—	—
62399	Other residential care facilities . . . . .	793	4 285	18 484	32	14	4	6	3	3	2	—	—	—
623990	Other residential care facilities . . . . .	793	4 285	18 484	32	14	4	6	3	3	2	—	—	—
624	Social assistance . . . . .	14 655	62 732	268 465	1 254	651	194	194	172	29	12	2	—	—
6241	Individual & family services . . . . .	6 460	31 611	134 974	388	190	61	47	60	19	10	1	—	—
62411	Child & youth services . . . . .	1 482	8 428	35 796	84	38	10	8	21	5	2	—	—	—
624110	Child & youth services . . . . .	1 482	8 428	35 796	84	38	10	8	21	5	2	—	—	—
62412	Services for elderly & disabled persons . . . . .	2 243	9 859	42 802	98	44	15	16	11	6	5	1	—	—
624120	Services for elderly & disabled persons . . . . .	2 243	9 859	42 802	98	44	15	16	11	6	5	1	—	—
62419	Other individual & family services . . . . .	2 735	13 324	56 376	206	108	36	23	28	8	3	—	—	—
624190	Other individual & family services . . . . .	2 735	13 324	56 376	206	108	36	23	28	8	3	—	—	—
6242	Community, emergency & other relief services . . . . .	1 575	7 454	32 417	110	55	14	21	14	4	1	1	—	—
62421	Community food services . . . . .	378	1 909	8 486	37	21	4	6	5	1	—	—	—	—
624210	Community food services . . . . .	378	1 909	8 486	37	21	4	6	5	1	—	—	—	—
62422	Community housing services . . . . .	976	4 404	18 929	64	29	9	14	9	2	—	—	—	—
624221	Temporary shelters . . . . .	541	2 189	9 492	21	5	5	6	3	1	—	—	—	—
624229	Other community housing services . . . . .	435	2 215	9 437	43	24	4	8	6	1	—	—	—	—
62423	Emergency & other relief services . . . . .	221	1 141	5 002	9	5	1	1	—	1	1	—	—	—
624230	Emergency & other relief services . . . . .	221	1 141	5 002	9	5	1	1	—	1	1	—	—	—
6243	Vocational rehabilitation services . . . . .	984	5 597	25 239	68	28	11	14	11	3	1	—	—	—
62431	Vocational rehabilitation services . . . . .	984	5 597	25 239	68	28	11	14	11	3	1	—	—	—
624310	Vocational rehabilitation services . . . . .	984	5 597	25 239	68	28	11	14	11	3	1	—	—	—
6244	Child day care services . . . . .	5 636	18 070	75 835	688	378	108	112	87	3	—	—	—	—
62441	Child day care services . . . . .	5 636	18 070	75 835	688	378	108	112	87	3	—	—	—	—
624410	Child day care services . . . . .	5 636	18 070	75 835	688	378	108	112	87	3	—	—	—	—
71	<b>Arts, entertainment &amp; recreation . . . . .</b>	<b>17 461</b>	<b>110 980</b>	<b>505 404</b>	<b>822</b>	<b>430</b>	<b>112</b>	<b>104</b>	<b>105</b>	<b>40</b>	<b>21</b>	<b>7</b>	<b>2</b>	<b>1</b>
711	Performing arts, spectator sports & related industries . . . . .	4 747	61 559	292 665	299	208	32	27	11	9	8	4	—	—
7111	Performing arts companies . . . . .	2 630	12 433	52 984	105	65	9	12	6	6	5	2	—	—
71111	Theater companies & dinner theaters . . . . .	1 486	6 717	28 730	36	19	3	2	4	3	4	1	—	—
711110	Theater companies & dinner theaters . . . . .	1 486	6 717	28 730	36	19	3	2	4	3	4	1	—	—
71112	Dance companies . . . . .	650	2 459	9 825	11	1	2	4	2	1	—	—	—	—
711120	Dance companies . . . . .	650	2 459	9 825	11	1	2	4	2	1	—	—	—	—
71113	Musical groups & artists . . . . .	401	2 724	12 239	47	37	3	5	—	1	1	—	—	—
711130	Musical groups & artists . . . . .	401	2 724	12 239	47	37	3	5	—	1	1	—	—	—
7112	Spectator sports . . . . .	1 325	43 603	212 461	42	24	7	5	1	1	2	2	—	—
71121	Spectator sports . . . . .	1 325	43 603	212 461	42	24	7	5	1	1	2	2	—	—
711211	Sports teams and clubs . . . . .	788	40 602	196 476	7	1	—	3	—	—	2	1	—	—
7113	Promoters of entertainment events . . . . .	396	2 722	12 351	38	21	5	7	3	2	—	—	—	—
71131	Promoters of entertainment events with facility . . . . .	152	1 004	4 639	11	6	—	3	1	1	—	—	—	—
711310	Promoters of entertainment events with facility . . . . .	152	1 004	4 639	11	6	—	3	1	1	—	—	—	—
71132	Promoters of entertainment events without facility . . . . .	244	1 718	7 712	27	15	5	4	2	1	—	—	—	—
711320	Promoters of entertainment events without facility . . . . .	244	1 718	7 712	27	15	5	4	2	1	—	—	—	—
7115	Independent artists, writers & performers . . . . .	331	2 140	11 743	92	81	7	2	1	—	1	—	—	—
71151	Independent artists, writers & performers . . . . .	331	2 140	11 743	92	81	7	2	1	—	1	—	—	—
711510	Independent artists, writers & performers . . . . .	331	2 140	11 743	92	81	7	2	1	—	1	—	—	—
712	Museums, historical sites & like institutions . . . . .	1 160	5 909	27 102	37	16	4	5	6	3	2	1	—	—
7121	Museums, historical sites & like institutions . . . . .	1 160	5 909	27 102	37	16	4	5	6	3	2	1	—	—
71211	Museums . . . . .	(G)	(D)	(D)	(D)	31	14	3	3	2	1	—	—	—

Note: Employment-size classes are indicated as follows: A—0 to 19; B—20 to 99; C—100 to 249; E—250 to 499; F—500 to 999; G—1,000 to 2,499; H—2,500 to 4,999; I—5,000 to 9,999; J—10,000 to 24,999; K—25,000 to 49,999; L—50,000 to 99,999; M—100,000 or more.



**Table 6. Counties—Employees, Payroll, and Establishments by Industry: 1999—Con.**

[Excludes most government employees, railroad employees, and self-employed persons. Size class 1 to 4 includes establishments with payroll, but no employees, during mid-March pay period. (D) denotes figures withheld to avoid disclosing data for individual companies; the data are included in broader industry totals. Detailed industries with 100 or more employees are shown if industry was not a (D). For explanation of terms, abbreviations, and data reliability/comparability, see introductory text]

NAICS code	Industry	Number of employees for week including March 12	Payroll (\$1,000)		Total number of establishments	Number of establishments by employment-size class									
			First quarter	Annual		1 to 4	5 to 9	10 to 19	20 to 49	50 to 99	100 to 249	250 to 499	500 to 999	1,000 or more	
<b>81</b>	<b>KING—Con.</b>														
	<b>Other services (except public administration)—Con.</b>														
811	Repair & maintenance—Con.														
8114	Personal & household goods R&M	1 399	9 971	45 588	262	176	46	30	8	1	1				
81141	Home, garden equipment & appliance R&M	445	3 755	17 127	55	39	6	6	2	1	1				
811412	Appliance repair & maintenance	406	3 420	15 958	37	23	5	5	2	1	1				
81142	Reupholstery & furniture repair	216	1 254	5 994	52	37	9	5	1						
811420	Reupholstery & furniture repair	216	1 254	5 994	52	37	9	5	1						
81149	Other personal & household goods R&M	677	4 711	21 314	130	78	28	19	5						
811490	Other personal & household goods R&M	677	4 711	21 314	130	78	28	19	5						
812	Personal & laundry services	10 874	48 466	209 042	1 599	1 007	319	180	67	11	14	1			
8121	Personal care services	5 117	19 589	85 840	776	446	179	117	26	2	6				
81211	Hair, nail & skin care services	4 182	16 849	74 341	659	378	149	103	24		5				
812111	Barber shops	107	430	1 893	23	18	2	1							
812112	Beauty salons	3 976	16 174	71 298	580	309	143	101	22		5				
81219	Other personal care services	935	2 740	11 499	117	68	30	14	2	2	1				
812191	Diet & weight reducing centers	375	1 177	4 419	24	11	7	4	1		1				
812199	Other personal care services	560	1 563	7 080	93	57	23	10	1	2					
8122	Death care services	672	4 677	19 863	60	21	17	13	7	2					
81221	Funeral homes	357	2 374	10 109	34	10	11	10	2	1					
812210	Funeral homes	357	2 374	10 109	34	10	11	10	2	1					
81222	Cemeteries & crematories	315	2 303	9 754	26	11	6	3	5	1					
812220	Cemeteries & crematories	315	2 303	9 754	26	11	6	3	5	1					
8123	Drycleaning & laundry services	1 904	8 922	37 995	309	210	63	15	15	4	2				
81231	Coin-operated laundries & drycleaners	304	1 750	6 807	56	40	7	6	3						
812310	Coin-operated laundries & drycleaners	304	1 750	6 807	56	40	7	6	3						
81232	Drycleaning & laundry services (exc coin-op)	1 031	3 487	15 155	239	167	53	9	9	1					
812320	Drycleaning & laundry services (exc coin-op)	1 031	3 487	15 155	239	167	53	9	9	1					
81233	Linen & uniform supply	569	3 685	16 033	14	3	3		3	3	2				
812331	Linen supply	322	2 025	9 019	7	2	1		1	2	1				
812332	Industrial launderers	247	1 660	7 014	7	1	2		2	1	1				
8129	Other personal services	3 181	15 278	65 344	454	330	60	35	19	3	6	1			
81291	Pet care (except veterinary) services	227	588	2 842	60	46	10	2	2						
812910	Pet care (except veterinary) services	227	588	2 842	60	46	10	2	2						
81292	Photofinishing	1 216	7 654	31 291	61	39	6	5	5	2	3	1			
812921	Photofinishing laboratories (except one-hour)	1 132	7 281	29 660	34	17	3	3	5	2	3	1			
81293	Parking lots & garages	1 252	5 313	22 153	251	183	35	20	11	1	1				
812930	Parking lots & garages	1 252	5 313	22 153	251	183	35	20	11	1	1				
81299	All other personal services	486	1 723	9 058	82	62	9	8	1		2				
812990	All other personal services	486	1 723	9 058	82	62	9	8	1		2				
813	Religious, grantmaking, civic, prof & like organizations	19 319	101 660	435 068	1 954	1 092	420	225	149	42	25		1		
8131	Religious organizations	10 017	42 748	177 780	850	375	235	132	75	19	13		1		
81311	Religious organizations	10 017	42 748	177 780	850	375	235	132	75	19	13		1		
813110	Religious organizations	10 017	42 748	177 780	850	375	235	132	75	19	13		1		
8132	Grantmaking & giving services	1 041	8 629	38 164	120	71	26	9	10	3	1				
81321	Grantmaking & giving services	1 041	8 629	38 164	120	71	26	9	10	3	1				
813211	Grantmaking foundations	208	1 856	8 419	56	39	10	6	1						
813212	Voluntary health organizations	614	4 842	21 361	41	17	11	2	8	2	1				
813219	Other grantmaking & giving services	219	1 931	8 384	23	15	5	1	1	1					
8133	Social advocacy organizations	1 099	6 887	30 001	129	72	25	18	12	1	1				
81331	Social advocacy organizations	1 099	6 887	30 001	129	72	25	18	12	1	1				
813311	Human rights organizations	270	2 124	9 011	24	9	6	5	4						
813312	Environment & wildlife organizations	360	2 024	9 080	55	34	7	10	4						
813319	Other social advocacy organizations	469	2 739	11 910	50	29	12	3	4	1	1				
8134	Civic & social organizations	2 893	10 330	44 738	204	118	32	20	18	10	6				
81341	Civic & social organizations	2 893	10 330	44 738	204	118	32	20	18	10	6				
813410	Civic & social organizations	2 893	10 330	44 738	204	118	32	20	18	10	6				
8139	Business, labor, political, like organizations	4 269	33 066	144 385	651	456	102	46	34	9	4				
81391	Business associations	710	6 944	28 718	132	89	31	6	5	1					
813910	Business associations	710	6 944	28 718	132	89	31	6	5	1					
81392	Professional organizations	641	5 132	21 226	80	54	10	9	4	2	1				
813920	Professional organizations	641	5 132	21 226	80	54	10	9	4	2	1				
81393	Labor unions & similar labor organizations	1 639	14 965	64 357	149	73	32	20	19	3	2				
813930	Labor unions & similar labor organizations	1 639	14 965	64 357	149	73	32	20	19	3	2				
81394	Political organizations	131	690	3 180	33	22	7	4							
813940	Political organizations	131	690	3 180	33	22	7	4							
81399	Oth similar organizations (exc business, prof, labor, pol)	1 148	5 335	26 904	257	218	22	7	6	3	1				
813990	Oth similar organizations (exc business, prof, labor, pol)	1 148	5 335	26 904	257	218	22	7	6	3	1				
95	<b>Auxiliaries (exc corporate, subsidiary &amp; regional mgt)</b>	<b>9 031</b>	<b>84 452</b>	<b>351 141</b>	<b>151</b>	<b>51</b>	<b>23</b>	<b>25</b>	<b>19</b>	<b>12</b>	<b>11</b>	<b>7</b>	<b>2</b>	<b>1</b>	
99	<b>Unclassified establishments</b>	<b>641</b>	<b>2 958</b>	<b>24 570</b>	<b>908</b>	<b>873</b>	<b>29</b>	<b>4</b>	<b>2</b>						
	<b>KITSAP</b>														
	<b>Total</b>	<b>47 427</b>	<b>247 215</b>	<b>1 105 409</b>	<b>5 202</b>	<b>3 095</b>	<b>985</b>	<b>635</b>	<b>350</b>	<b>79</b>	<b>48</b>	<b>8</b>	<b>1</b>	<b>1</b>	
11	<b>Forestry, fishing, hunting, and agriculture support</b>	<b>95</b>	<b>605</b>	<b>3 341</b>	<b>32</b>	<b>26</b>	<b>4</b>	<b>1</b>	<b>1</b>						
21	<b>Mining</b>	<b>(A)</b>	<b>(D)</b>	<b>(D)</b>	<b>2</b>	<b>1</b>		<b>1</b>							

Note: Employment-size classes are indicated as follows: A—0 to 19; B—20 to 99; C—100 to 249; E—250 to 499; F—500 to 999; G—1,000 to 2,499; H—2,500 to 4,999; I—5,000 to 9,999; J—10,000 to 24,999; K—25,000 to 49,999; L—50,000 to 99,999; M—100,000 or more.

**Table 6. Counties—Employees, Payroll, and Establishments by Industry: 1999—Con.**

[Excludes most government employees, railroad employees, and self-employed persons. Size class 1 to 4 includes establishments with payroll, but no employees, during mid-March pay period. (D) denotes figures withheld to avoid disclosing data for individual companies; the data are included in broader industry totals. Detailed industries with 100 or more employees are shown if industry was not a (D). For explanation of terms, abbreviations, and data reliability/comparability, see introductory text]

NAICS code	Industry	Number of employees for week including March 12	Payroll (\$1,000)		Total number of establishments	Number of establishments by employment-size class								
			First quarter	Annual		1 to 4	5 to 9	10 to 19	20 to 49	50 to 99	100 to 249	250 to 499	500 to 999	1,000 or more
<b>KITSAP—Con.</b>														
<b>22</b>	<b>Utilities .....</b>	<b>173</b>	<b>1 900</b>	<b>7 511</b>	<b>14</b>	<b>9</b>	<b>2</b>	<b>—</b>	<b>2</b>	<b>1</b>	<b>—</b>	<b>—</b>	<b>—</b>	<b>—</b>
221	Utilities .....	173	1 900	7 511	14	9	2	—	2	1	—	—	—	—
2211	Elec pwr generation, transmsn & distribution ...	(C)	(D)	(D)	2	—	—	—	1	1	—	—	—	—
22112	Electric pwr transmsn, control & distribution ..	(C)	(D)	(D)	2	—	—	—	1	1	—	—	—	—
<b>23</b>	<b>Construction .....</b>	<b>3 775</b>	<b>24 343</b>	<b>116 835</b>	<b>823</b>	<b>619</b>	<b>110</b>	<b>62</b>	<b>25</b>	<b>6</b>	<b>1</b>	<b>—</b>	<b>—</b>	<b>—</b>
233	Building, developing & general contracting .....	1 184	6 546	30 431	369	297	49	19	3	1	—	—	—	—
2332	Residential building construction .....	969	4 970	22 860	312	254	39	16	2	1	—	—	—	—
23321	Single-family housing construction .....	960	4 920	22 548	306	248	39	16	2	1	—	—	—	—
233210	Single-family housing construction .....	960	4 920	22 548	306	248	39	16	2	1	—	—	—	—
2333	Nonresidential building construction .....	183	1 478	7 092	41	28	10	2	1	—	—	—	—	—
23332	Commercial & institutional bldg construction ..	173	1 409	6 745	35	22	10	2	1	—	—	—	—	—
233320	Commercial & institutional bldg construction .....	173	1 409	6 745	35	22	10	2	1	—	—	—	—	—
234	Heavy construction .....	293	2 293	15 982	28	15	8	1	3	—	1	—	—	—
2341	Highway, street, bridge & tunnel construction ...	164	1 337	10 212	5	—	3	—	1	—	1	—	—	—
23411	Highway & street construction .....	(C)	(D)	(D)	4	—	2	—	1	—	1	—	—	—
2349	Other heavy construction .....	129	956	5 770	23	15	5	1	2	—	—	—	—	—
235	Special trade contractors .....	2 298	15 504	70 422	426	307	53	42	19	5	—	—	—	—
2351	Plumbing, heating & AC contractor .....	723	7 075	32 371	67	37	11	7	10	2	—	—	—	—
23511	Plumbing, heating & AC contractor .....	723	7 075	32 371	67	37	11	7	10	2	—	—	—	—
235110	Plumbing, heating & AC contractor .....	723	7 075	32 371	67	37	11	7	10	2	—	—	—	—
2352	Painting & wall covering contractors .....	100	437	2 403	36	30	2	3	1	—	—	—	—	—
23521	Painting & wall covering contractors .....	100	437	2 403	36	30	2	3	1	—	—	—	—	—
235210	Painting & wall covering contractors .....	100	437	2 403	36	30	2	3	1	—	—	—	—	—
2353	Electrical contractors .....	372	2 700	11 255	55	38	4	8	4	1	—	—	—	—
23531	Electrical contractors .....	372	2 700	11 255	55	38	4	8	4	1	—	—	—	—
235310	Electrical contractors .....	372	2 700	11 255	55	38	4	8	4	1	—	—	—	—
2354	Masonry, drywall, insulation, tile contractors ...	421	2 270	9 362	60	37	9	10	2	2	—	—	—	—
23542	Drywall, acoustical & insulation contractors ...	365	1 932	7 833	37	17	7	9	2	2	—	—	—	—
235420	Drywall, acoustical & insulation contractors ...	365	1 932	7 833	37	17	7	9	2	2	—	—	—	—
2355	Carpentry & floor contractors .....	256	1 112	4 865	81	70	5	4	2	—	—	—	—	—
23551	Carpentry contractors .....	200	857	3 583	53	45	2	4	2	—	—	—	—	—
235510	Carpentry contractors .....	200	857	3 583	53	45	2	4	2	—	—	—	—	—
2356	Roofing, siding, & sheet metal contractors .....	116	504	2 695	38	28	7	3	—	—	—	—	—	—
23561	Roofing, siding, & sheet metal contractors ...	116	504	2 695	38	28	7	3	—	—	—	—	—	—
235610	Roofing, siding, & sheet metal contractors ...	116	504	2 695	38	28	7	3	—	—	—	—	—	—
2359	Other special trade contractors .....	206	912	4 842	55	40	10	5	—	—	—	—	—	—
<b>31-33</b>	<b>Manufacturing .....</b>	<b>1 393</b>	<b>7 927</b>	<b>37 178</b>	<b>160</b>	<b>89</b>	<b>33</b>	<b>21</b>	<b>13</b>	<b>3</b>	<b>1</b>	<b>—</b>	<b>—</b>	<b>—</b>
323	Printing & related support activities .....	200	983	4 263	21	11	7	1	1	1	—	—	—	—
3231	Printing & related support activities .....	200	983	4 263	21	11	7	1	1	1	—	—	—	—
32311	Printing .....	185	895	3 892	17	8	6	1	1	1	—	—	—	—
323110	Commercial lithographic printing .....	142	736	3 319	9	5	2	—	1	1	—	—	—	—
326	Plastics & rubber products mfg .....	(C)	(D)	(D)	4	—	—	1	3	—	—	—	—	—
327	Nonmetallic mineral product mfg .....	146	1 004	4 698	19	13	—	4	2	—	—	—	—	—
3273	Cement & concrete product mfg .....	119	928	4 281	8	3	—	3	2	—	—	—	—	—
332	Fabricated metal product mfg .....	112	607	3 092	12	6	2	3	1	—	—	—	—	—
337	Furniture & related product mfg .....	256	1 653	8 034	24	14	4	3	1	2	—	—	—	—
3371	HH & institutional furniture & kitchen cabinet mfg .....	(C)	(D)	(D)	22	14	4	3	—	1	—	—	—	—
33711	Wood kitchen cabinet & countertop mfg .....	119	684	2 817	12	6	4	1	—	1	—	—	—	—
337110	Wood kitchen cabinet & countertop mfg .....	119	684	2 817	12	6	4	1	—	1	—	—	—	—
339	Miscellaneous mfg .....	250	1 646	7 721	23	12	6	3	1	—	1	—	—	—
3399	Other miscellaneous mfg .....	164	1 120	5 120	9	4	3	1	—	—	1	—	—	—
33992	Sporting & athletic goods mfg .....	(C)	(D)	(D)	2	—	1	—	—	—	1	—	—	—
<b>42</b>	<b>Wholesale trade .....</b>	<b>900</b>	<b>6 848</b>	<b>29 940</b>	<b>149</b>	<b>101</b>	<b>26</b>	<b>12</b>	<b>9</b>	<b>—</b>	<b>1</b>	<b>—</b>	<b>—</b>	<b>—</b>
421	Wholesale trade, durable goods .....	439	3 407	15 037	87	61	17	8	—	—	1	—	—	—
4214	Professional & commercial equip & supp whlse ..	184	1 700	7 405	17	11	2	3	—	—	1	—	—	—
42143	Computer & peripheral equip & software whlse .....	131	1 340	5 597	5	3	—	1	—	—	1	—	—	—
421430	Computer & peripheral equip & software whlse .....	131	1 340	5 597	5	3	—	1	—	—	1	—	—	—
422	Wholesale trade, nondurable goods .....	461	3 441	14 903	62	40	9	4	9	—	—	—	—	—
4224	Grocery & related product whlse .....	166	1 469	5 938	23	15	4	1	3	—	—	—	—	—
42249	Other grocery & related products whlse .....	117	1 034	4 353	10	5	2	1	2	—	—	—	—	—
422490	Other grocery & related products whlse .....	117	1 034	4 353	10	5	2	1	2	—	—	—	—	—
4229	Miscellaneous nondurable goods whlse .....	101	506	3 003	23	18	2	1	2	—	—	—	—	—

Note: Employment-size classes are indicated as follows: A—0 to 19; B—20 to 99; C—100 to 249; E—250 to 499; F—500 to 999; G—1,000 to 2,499; H—2,500 to 4,999; I—5,000 to 9,999; J—10,000 to 24,999; K—25,000 to 49,999; L—50,000 to 99,999; M—100,000 or more.

**Table 6. Counties—Employees, Payroll, and Establishments by Industry: 1999—Con.**

[Excludes most government employees, railroad employees, and self-employed persons. Size class 1 to 4 includes establishments with payroll, but no employees, during mid-March pay period. (D) denotes figures withheld to avoid disclosing data for individual companies; the data are included in broader industry totals. Detailed industries with 100 or more employees are shown if industry was not a (D). For explanation of terms, abbreviations, and data reliability/comparability, see introductory text]

NAICS code	Industry	Number of employees for week including March 12	Payroll (\$1,000)		Total number of establishments	Number of establishments by employment-size class								
			First quarter	Annual		1 to 4	5 to 9	10 to 19	20 to 49	50 to 99	100 to 249	250 to 499	500 to 999	1,000 or more
<b>KITSAP—Con.</b>														
<b>44-45</b>	<b>Retail trade</b> .....	<b>10 345</b>	<b>47 251</b>	<b>216 566</b>	<b>808</b>	<b>374</b>	<b>209</b>	<b>119</b>	<b>67</b>	<b>17</b>	<b>19</b>	<b>3</b>	—	—
441	Motor vehicle & parts dealers .....	1 518	10 320	51 728	84	18	18	27	15	4	2	—	—	—
4411	Automobile dealers .....	902	7 044	36 331	35	13	4	2	11	3	2	—	—	—
44111	New car dealers .....	811	6 502	33 899	17	2	—	—	10	3	2	—	—	—
441110	New car dealers .....	811	6 502	33 899	17	2	—	—	10	3	2	—	—	—
4412	Other motor vehicle dealers .....	155	933	4 463	11	2	3	4	1	1	—	—	—	—
4413	Automotive parts, accessories & tire stores .....	461	2 343	10 934	38	3	11	21	3	—	—	—	—	—
44131	Automotive parts, accessories & tire stores .....	327	1 494	6 528	25	3	4	15	3	—	—	—	—	—
441310	Automotive parts, accessories & tire stores .....	327	1 494	6 528	25	3	4	15	3	—	—	—	—	—
44132	Tire dealers .....	134	849	4 406	13	—	7	6	—	—	—	—	—	—
441320	Tire dealers .....	134	849	4 406	13	—	7	6	—	—	—	—	—	—
442	Furniture & home furnishing stores .....	391	1 792	8 123	55	30	15	6	3	1	—	—	—	—
4421	Furniture stores .....	195	961	4 495	25	12	7	4	2	—	—	—	—	—
44211	Furniture stores .....	195	961	4 495	25	12	7	4	2	—	—	—	—	—
442110	Furniture stores .....	195	961	4 495	25	12	7	4	2	—	—	—	—	—
4422	Home furnishings stores .....	196	831	3 628	30	18	8	2	1	1	—	—	—	—
44229	Other home furnishings stores .....	149	470	2 017	22	15	4	1	1	1	—	—	—	—
442299	All other home furnishings stores .....	141	441	1 868	18	11	4	1	1	1	—	—	—	—
443	Electronics & appliance stores .....	291	1 596	6 742	47	26	15	3	3	—	—	—	—	—
4431	Electronics & appliance stores .....	291	1 596	6 742	47	26	15	3	3	—	—	—	—	—
44311	Appliance, TV & all other electronics stores .....	235	1 404	5 836	30	15	9	3	3	—	—	—	—	—
443112	Radio, television & other electronics stores .....	167	1 022	4 097	20	9	7	2	2	—	—	—	—	—
444	Bldg material & garden equip & supp dealers .....	1 027	5 898	27 071	65	25	10	21	5	1	3	—	—	—
4441	Building material & supplies dealers .....	925	5 464	24 857	51	18	7	18	4	1	3	—	—	—
44411	Home centers .....	375	1 832	8 307	3	—	—	—	—	1	2	—	—	—
444110	Home centers .....	375	1 832	8 307	3	—	—	—	—	1	2	—	—	—
44419	Other building material dealers .....	471	3 207	14 300	36	11	5	15	4	—	1	—	—	—
444190	Other building material dealers .....	471	3 207	14 300	36	11	5	15	4	—	1	—	—	—
4442	Lawn & garden equip & supplies stores .....	102	434	2 214	14	7	3	3	1	—	—	—	—	—
445	Food & beverage stores .....	2 042	9 706	40 884	91	41	23	3	8	7	9	—	—	—
4451	Grocery stores .....	1 974	9 425	39 705	69	25	18	2	8	7	9	—	—	—
44511	Grocery (except convenience) stores .....	1 855	9 062	38 184	51	16	12	1	6	7	9	—	—	—
445110	Grocery (except convenience) stores .....	1 855	9 062	38 184	51	16	12	1	6	7	9	—	—	—
44512	Convenience stores .....	119	363	1 521	18	9	6	1	2	—	—	—	—	—
445120	Convenience stores .....	119	363	1 521	18	9	6	1	2	—	—	—	—	—
446	Health & personal care stores .....	442	2 246	9 655	55	24	17	7	7	—	—	—	—	—
4461	Health & personal care stores .....	442	2 246	9 655	55	24	17	7	7	—	—	—	—	—
44611	Pharmacies & drug stores .....	249	1 455	6 165	23	8	6	4	5	—	—	—	—	—
446110	Pharmacies & drug stores .....	249	1 455	6 165	23	8	6	4	5	—	—	—	—	—
447	Gasoline stations .....	407	1 185	4 825	56	21	21	11	3	—	—	—	—	—
4471	Gasoline stations .....	407	1 185	4 825	56	21	21	11	3	—	—	—	—	—
44711	Gasoline stations with convenience stores .....	359	1 060	4 245	44	14	17	10	3	—	—	—	—	—
447110	Gasoline stations with convenience stores .....	359	1 060	4 245	44	14	17	10	3	—	—	—	—	—
448	Clothing & clothing accessories stores .....	583	1 699	7 749	90	45	29	11	5	—	—	—	—	—
4481	Clothing stores .....	419	1 051	4 932	49	18	16	10	5	—	—	—	—	—
44812	Women's clothing stores .....	104	240	1 191	19	8	8	3	—	—	—	—	—	—
448120	Women's clothing stores .....	104	240	1 191	19	8	8	3	—	—	—	—	—	—
44814	Family clothing stores .....	211	524	2 408	12	2	1	4	5	—	—	—	—	—
448140	Family clothing stores .....	211	524	2 408	12	2	1	4	5	—	—	—	—	—
451	Sporting goods, hobby, book & music stores .....	644	1 801	7 828	77	33	24	10	10	—	—	—	—	—
4511	Sporting goods, hobby, musical instrument stores .....	472	1 319	5 792	56	26	16	5	9	—	—	—	—	—
45111	Sporting goods stores .....	220	599	2 804	28	14	9	1	4	—	—	—	—	—
451110	Sporting goods stores .....	220	599	2 804	28	14	9	1	4	—	—	—	—	—
45112	Hobby, toy & game stores .....	158	470	1 983	14	7	1	2	4	—	—	—	—	—
451120	Hobby, toy & game stores .....	158	470	1 983	14	7	1	2	4	—	—	—	—	—
4512	Book, periodical & music stores .....	172	482	2 036	21	7	8	5	1	—	—	—	—	—
452	General merchandise stores .....	2 125	8 162	37 698	24	6	3	3	—	4	5	3	—	—
4521	Department stores .....	1 513	5 334	22 423	10	1	—	—	—	3	4	2	—	—
45211	Department stores .....	1 513	5 334	22 423	10	1	—	—	—	3	4	2	—	—
452110	Department stores .....	1 513	5 334	22 423	10	1	—	—	—	3	4	2	—	—
4529	Other general merchandise stores .....	612	2 828	15 275	14	5	3	3	—	1	1	1	—	—
45291	Warehouse clubs & superstores .....	(E)	(D)	(D)	2	—	—	—	—	—	1	1	—	—
45299	All other general merchandise stores .....	(C)	(D)	(D)	12	5	3	3	—	1	—	—	—	—
453	Miscellaneous store retailers .....	758	2 268	10 451	136	83	30	17	6	—	—	—	—	—
4532	Office supplies, stationery & gift stores .....	250	750	3 231	46	27	12	6	1	—	—	—	—	—
45322	Gift, novelty & souvenir stores .....	183	450	1 899	38	23	9	6	—	—	—	—	—	—
453220	Gift, novelty & souvenir stores .....	183	450	1 899	38	23	9	6	—	—	—	—	—	—
4533	Used merchandise stores .....	182	495	2 429	30	19	6	2	3	—	—	—	—	—
45331	Used merchandise stores .....	182	495	2 429	30	19	6	2	3	—	—	—	—	—
453310	Used merchandise stores .....	182	495	2 429	30	19	6	2	3	—	—	—	—	—
4539	Other miscellaneous store retailers .....	230	802	3 843	46	31	9	4	2	—	—	—	—	—
454	Nonstore retailers .....	117	578	3 812	28	22	4	—	2	—	—	—	—	—

Note: Employment-size classes are indicated as follows: A—0 to 19; B—20 to 99; C—100 to 249; E—250 to 499; F—500 to 999; G—1,000 to 2,499; H—2,500 to 4,999; I—5,000 to 9,999; J—10,000 to 24,999; K—25,000 to 49,999; L—50,000 to 99,999; M—100,000 or more.

**Table 6. Counties—Employees, Payroll, and Establishments by Industry: 1999—Con.**

[Excludes most government employees, railroad employees, and self-employed persons. Size class 1 to 4 includes establishments with payroll, but no employees, during mid-March pay period. (D) denotes figures withheld to avoid disclosing data for individual companies; the data are included in broader industry totals. Detailed industries with 100 or more employees are shown if industry was not a (D). For explanation of terms, abbreviations, and data reliability/comparability, see introductory text]

NAICS code	Industry	Number of employees for week including March 12	Payroll (\$1,000)		Total number of establishments	Number of establishments by employment-size class									
			First quarter	Annual		1 to 4	5 to 9	10 to 19	20 to 49	50 to 99	100 to 249	250 to 499	500 to 999	1,000 or more	
<b>KITSAP—Con.</b>															
<b>48-49</b>	<b>Transportation &amp; warehousing .....</b>	<b>974</b>	<b>5 363</b>	<b>24 822</b>	<b>86</b>	<b>53</b>	<b>13</b>	<b>11</b>	<b>7</b>	<b>1</b>	<b>—</b>	<b>1</b>	<b>—</b>	<b>—</b>	
484	Truck transportation .....	281	1 539	8 233	47	26	10	8	3	—	—	—	—	—	
4842	Specialized freight trucking .....	226	1 119	6 237	32	16	6	8	2	—	—	—	—	—	
48421	Used household & office goods moving .....	184	843	4 932	18	5	3	8	2	—	—	—	—	—	
484210	Used household & office goods moving .....	184	843	4 932	18	5	3	8	2	—	—	—	—	—	
485	Transit & ground passenger transportation .....	483	2 033	9 491	6	2	1	1	1	—	—	1	—	—	
4859	Oth transit & ground passenger transportation ..	(E)	(D)	(D)	2	—	—	—	1	—	—	1	—	—	
48599	Oth transit & ground passenger transportation ..	(E)	(D)	(D)	2	—	—	—	1	—	—	1	—	—	
488	Transportation support activities .....	133	1 067	4 044	22	18	2	—	1	1	—	—	—	—	
<b>51</b>	<b>Information .....</b>	<b>1 048</b>	<b>8 450</b>	<b>35 976</b>	<b>88</b>	<b>46</b>	<b>15</b>	<b>15</b>	<b>10</b>	<b>—</b>	<b>2</b>	<b>—</b>	<b>—</b>	<b>—</b>	
511	Publishing industries .....	371	2 662	12 170	23	10	4	6	2	—	1	—	—	—	
5111	Newspaper, periodical, book, database publishers .....	324	2 375	10 357	15	4	4	5	1	—	1	—	—	—	
51111	Newspaper publishers .....	239	1 678	7 733	6	2	1	1	1	—	1	—	—	—	
511110	Newspaper publishers .....	239	1 678	7 733	6	2	1	1	1	—	1	—	—	—	
512	Motion picture & sound recording industries .....	180	301	1 184	14	5	2	4	3	—	—	—	—	—	
5121	Motion picture & video industries .....	180	301	1 184	14	5	2	4	3	—	—	—	—	—	
51213	Motion picture & video exhibition .....	165	271	1 061	10	2	2	3	3	—	—	—	—	—	
513	Broadcasting & telecommunications .....	266	2 459	10 675	31	15	7	4	5	—	—	—	—	—	
5133	Telecommunications .....	172	1 863	7 764	21	10	6	2	3	—	—	—	—	—	
51331	Wired telecommunications carriers .....	113	1 286	5 199	16	8	4	2	2	—	—	—	—	—	
513310	Wired telecommunications carriers .....	113	1 286	5 199	16	8	4	2	2	—	—	—	—	—	
514	Information & data processing services .....	231	3 028	11 947	20	16	2	1	—	—	1	—	—	—	
5142	Data processing services .....	(C)	(D)	(D)	7	5	1	—	—	—	1	—	—	—	
51421	Data processing services .....	(C)	(D)	(D)	7	5	1	—	—	—	1	—	—	—	
<b>52</b>	<b>Finance &amp; insurance .....</b>	<b>2 175</b>	<b>18 500</b>	<b>71 333</b>	<b>276</b>	<b>153</b>	<b>61</b>	<b>43</b>	<b>15</b>	<b>2</b>	<b>2</b>	<b>—</b>	<b>—</b>	<b>—</b>	
522	Credit intermediation & related activities .....	1 361	10 646	41 105	127	38	44	32	10	2	1	—	—	—	
5221	Depository credit intermediation .....	949	6 764	25 911	85	22	33	21	7	1	1	—	—	—	
52211	Commercial banking .....	542	4 214	15 628	55	16	20	15	3	1	—	—	—	—	
522110	Commercial banking .....	542	4 214	15 628	55	16	20	15	3	1	—	—	—	—	
52212	Savings institutions .....	149	897	4 072	19	4	11	3	1	—	—	—	—	—	
522120	Savings institutions .....	149	897	4 072	19	4	11	3	1	—	—	—	—	—	
52213	Credit unions .....	258	1 653	6 211	11	2	2	3	3	—	1	—	—	—	
522130	Credit unions .....	258	1 653	6 211	11	2	2	3	3	—	1	—	—	—	
5222	Nondepository credit intermediation .....	235	2 580	9 940	25	11	8	5	—	1	—	—	—	—	
52229	Other nondepository credit intermediation ....	(C)	(D)	(D)	23	11	7	4	—	1	—	—	—	—	
522292	Real estate credit .....	194	2 306	8 478	16	6	5	4	—	1	—	—	—	—	
5223	Activities related to credit intermediation .....	177	1 302	5 254	17	5	3	6	3	—	—	—	—	—	
52231	Mortgage & nonmortgage brokers .....	110	991	3 920	10	3	2	2	3	—	—	—	—	—	
522310	Mortgage & nonmortgage brokers .....	110	991	3 920	10	3	2	2	3	—	—	—	—	—	
523	Security, commodity contracts & like activity .....	138	2 631	10 228	41	35	3	2	1	—	—	—	—	—	
524	Insurance carriers & related activities .....	658	5 146	19 720	105	79	12	9	4	—	1	—	—	—	
5241	Insurance carriers .....	371	3 206	12 119	28	21	—	4	2	—	1	—	—	—	
52411	Direct life, health, medical insurance carriers .	(C)	(D)	(D)	3	—	—	2	—	—	1	—	—	—	
52412	Other direct insurance carriers .....	(C)	(D)	(D)	25	21	—	2	2	—	—	—	—	—	
524127	Direct title insurance carriers .....	105	886	3 192	5	1	—	2	2	—	—	—	—	—	
5242	Agencies & other insurance related activities ...	287	1 940	7 601	77	58	12	5	2	—	—	—	—	—	
52421	Insurance agencies & brokerages .....	259	1 694	6 550	70	53	12	3	2	—	—	—	—	—	
524210	Insurance agencies & brokerages .....	259	1 694	6 550	70	53	12	3	2	—	—	—	—	—	
<b>53</b>	<b>Real estate &amp; rental &amp; leasing .....</b>	<b>994</b>	<b>4 212</b>	<b>17 841</b>	<b>250</b>	<b>188</b>	<b>41</b>	<b>15</b>	<b>5</b>	<b>1</b>	<b>—</b>	<b>—</b>	<b>—</b>	<b>—</b>	
531	Real estate .....	713	3 129	13 341	215	173	33	5	3	1	—	—	—	—	
5311	Lessors of real estate .....	358	1 222	4 948	104	87	12	2	3	—	—	—	—	—	
53111	Lessors of residential buildings & dwellings ...	176	525	1 929	46	39	5	—	2	—	—	—	—	—	
531110	Lessors of residential buildings & dwellings ...	176	525	1 929	46	39	5	—	2	—	—	—	—	—	
5312	Offices of real estate agents & brokers .....	181	882	3 900	59	46	10	3	—	—	—	—	—	—	
53121	Offices of real estate agents & brokers .....	181	882	3 900	59	46	10	3	—	—	—	—	—	—	
531210	Offices of real estate agents & brokers .....	181	882	3 900	59	46	10	3	—	—	—	—	—	—	
5313	Activities related to real estate .....	174	1 025	4 493	52	40	11	—	—	1	—	—	—	—	
53131	Real estate property managers .....	128	703	2 827	24	15	8	—	—	1	—	—	—	—	
532	Rental & leasing services .....	281	1 083	4 500	35	15	8	10	2	—	—	—	—	—	
5322	Consumer goods rental .....	182	485	2 006	20	8	4	7	1	—	—	—	—	—	
53223	Video tape & disc rental .....	139	316	1 252	12	3	3	5	1	—	—	—	—	—	
532230	Video tape & disc rental .....	139	316	1 252	12	3	3	5	1	—	—	—	—	—	
<b>54</b>	<b>Professional, scientific &amp; technical services .....</b>	<b>2 942</b>	<b>22 051</b>	<b>102 788</b>	<b>528</b>	<b>378</b>	<b>79</b>	<b>45</b>	<b>19</b>	<b>5</b>	<b>2</b>	<b>—</b>	<b>—</b>	<b>—</b>	

Note: Employment-size classes are indicated as follows: A—0 to 19; B—20 to 99; C—100 to 249; E—250 to 499; F—500 to 999; G—1,000 to 2,499; H—2,500 to 4,999; I—5,000 to 9,999; J—10,000 to 24,999; K—25,000 to 49,999; L—50,000 to 99,999; M—100,000 or more.



**Table 6. Counties—Employees, Payroll, and Establishments by Industry: 1999—Con.**

[Excludes most government employees, railroad employees, and self-employed persons. Size class 1 to 4 includes establishments with payroll, but no employees, during mid-March pay period. (D) denotes figures withheld to avoid disclosing data for individual companies; the data are included in broader industry totals. Detailed industries with 100 or more employees are shown if industry was not a (D). For explanation of terms, abbreviations, and data reliability/comparability, see introductory text]

NAICS code	Industry	Number of employees for week including March 12	Payroll (\$1,000)		Total number of establishments	Number of establishments by employment-size class										
			First quarter	Annual		1 to 4	5 to 9	10 to 19	20 to 49	50 to 99	100 to 249	250 to 499	500 to 999	1,000 or more		
<b>54</b>	<b>KITSAP—Con.</b>															
	<b>Professional, scientific &amp; technical services—Con.</b>															
541	Professional, scientific & technical services . . . . .	2 942	22 051	102 788	528	378	79	45	19	5	2	—	—	—	—	—
5411	Legal services . . . . .	380	2 586	11 495	101	75	18	7	1	—	—	—	—	—	—	—
54111	Offices of lawyers . . . . .	(E)	(D)	(D)	100	75	18	7	—	—	—	—	—	—	—	—
5412	Accounting, tax prep, bookkeep, payroll services . . . . .	281	1 572	7 475	72	52	11	8	1	—	—	—	—	—	—	—
54121	Accounting, tax prep, bookkeep, payroll services . . . . .	281	1 572	7 475	72	52	11	8	1	—	—	—	—	—	—	—
541211	Offices of certified public accountants . . . . .	125	768	4 033	28	17	7	4	—	—	—	—	—	—	—	—
5413	Architectural, engineering & related services . . . . .	917	7 624	36 466	128	88	20	11	4	5	—	—	—	—	—	—
54133	Engineering services . . . . .	737	6 449	30 323	73	47	9	8	4	5	—	—	—	—	—	—
541330	Engineering services . . . . .	737	6 449	30 323	73	47	9	8	4	5	—	—	—	—	—	—
5415	Computer systems design & related services . . . . .	581	5 156	22 219	60	42	8	4	4	—	2	—	—	—	—	—
54151	Computer systems design & related services . . . . .	581	5 156	22 219	60	42	8	4	4	—	2	—	—	—	—	—
541511	Custom computer programming services . . . . .	204	1 782	8 225	27	20	2	3	1	—	1	—	—	—	—	—
541512	Computer systems design services . . . . .	150	1 747	8 896	23	16	3	1	3	—	—	—	—	—	—	—
5416	Management, sci & tech consulting services . . . . .	231	1 620	9 210	60	48	7	2	3	—	—	—	—	—	—	—
54161	Management consulting services . . . . .	131	911	4 833	36	27	6	2	1	—	—	—	—	—	—	—
5417	Scientific R&D services . . . . .	112	1 254	5 516	9	4	1	2	2	—	—	—	—	—	—	—
54171	R&D in physical, engineering & life sciences . . . . .	112	1 254	5 516	9	4	1	2	2	—	—	—	—	—	—	—
541710	R&D in physical, engineering & life sciences . . . . .	112	1 254	5 516	9	4	1	2	2	—	—	—	—	—	—	—
5419	Oth professional, scientific, technical services . . . . .	297	1 201	5 913	58	35	12	8	3	—	—	—	—	—	—	—
54194	Veterinary services . . . . .	174	701	3 247	26	12	6	7	1	—	—	—	—	—	—	—
541940	Veterinary services . . . . .	174	701	3 247	26	12	6	7	1	—	—	—	—	—	—	—
<b>55</b>	<b>Management of companies &amp; enterprises . . . . .</b>	<b>252</b>	<b>3 248</b>	<b>12 770</b>	<b>19</b>	<b>6</b>	<b>6</b>	<b>5</b>	<b>—</b>	<b>2</b>	<b>—</b>	<b>—</b>	<b>—</b>	<b>—</b>	<b>—</b>	<b>—</b>
551	Management of companies & enterprises . . . . .	252	3 248	12 770	19	6	6	5	—	2	—	—	—	—	—	—
5511	Management of companies & enterprises . . . . .	252	3 248	12 770	19	6	6	5	—	2	—	—	—	—	—	—
55111	Management of companies & enterprises . . . . .	252	3 248	12 770	19	6	6	5	—	2	—	—	—	—	—	—
551114	Corp, subsidiary & regional managing offices . . . . .	243	3 027	11 970	16	4	5	5	—	2	—	—	—	—	—	—
<b>56</b>	<b>Admin, support, waste mgt, remediation services . . . . .</b>	<b>2 557</b>	<b>14 138</b>	<b>62 079</b>	<b>262</b>	<b>179</b>	<b>45</b>	<b>18</b>	<b>9</b>	<b>7</b>	<b>3</b>	<b>—</b>	<b>1</b>	<b>—</b>	<b>—</b>	<b>—</b>
561	Administrative & support services . . . . .	(G)	(D)	(D)	253	174	44	18	7	7	2	—	1	—	—	—
5612	Facilities support services . . . . .	(F)	(D)	(D)	3	1	—	—	1	—	—	—	—	1	—	—
56121	Facilities support services . . . . .	(F)	(D)	(D)	3	1	—	—	1	—	—	—	—	1	—	—
5613	Employment services . . . . .	331	929	5 322	14	7	1	2	—	4	—	—	—	—	—	—
56132	Temporary help services . . . . .	323	887	5 056	8	2	—	2	—	4	—	—	—	—	—	—
561320	Temporary help services . . . . .	323	887	5 056	8	2	—	2	—	4	—	—	—	—	—	—
5614	Business support services . . . . .	217	1 129	5 640	25	17	4	3	—	1	—	—	—	—	—	—
56144	Collection agencies . . . . .	(C)	(D)	(D)	5	3	1	—	—	1	—	—	—	—	—	—
5615	Travel arrangement & reservation services . . . . .	181	556	2 431	29	15	11	2	1	—	—	—	—	—	—	—
56151	Travel agencies . . . . .	157	450	1 970	26	14	10	1	1	—	—	—	—	—	—	—
561510	Travel agencies . . . . .	157	450	1 970	26	14	10	1	1	—	—	—	—	—	—	—
5616	Investigation & security services . . . . .	170	408	1 541	12	8	3	—	—	—	1	—	—	—	—	—
56161	Investigation, guard & armored car services . . . . .	151	352	1 332	5	2	2	—	—	—	1	—	—	—	—	—
5617	Services to buildings & dwellings . . . . .	657	1 756	8 936	137	101	22	8	3	3	—	—	—	—	—	—
56172	Janitorial services . . . . .	319	706	3 119	50	36	9	1	2	2	—	—	—	—	—	—
561720	Janitorial services . . . . .	319	706	3 119	50	36	9	1	2	2	—	—	—	—	—	—
56173	Landscaping services . . . . .	289	831	4 781	65	45	12	6	1	1	—	—	—	—	—	—
561730	Landscaping services . . . . .	289	831	4 781	65	45	12	6	1	1	—	—	—	—	—	—
562	Waste management & remediation services . . . . .	(C)	(D)	(D)	9	5	1	—	2	—	1	—	—	—	—	—
5621	Waste collection . . . . .	(C)	(D)	(D)	3	1	1	—	—	—	1	—	—	—	—	—
56211	Waste collection . . . . .	(C)	(D)	(D)	3	1	1	—	—	—	1	—	—	—	—	—
<b>61</b>	<b>Educational services . . . . .</b>	<b>454</b>	<b>1 577</b>	<b>6 375</b>	<b>51</b>	<b>27</b>	<b>12</b>	<b>6</b>	<b>5</b>	<b>1</b>	<b>—</b>	<b>—</b>	<b>—</b>	<b>—</b>	<b>—</b>	<b>—</b>
611	Educational services . . . . .	454	1 577	6 375	51	27	12	6	5	1	—	—	—	—	—	—
6111	Elementary & secondary schools . . . . .	263	1 022	3 918	13	3	2	4	3	1	—	—	—	—	—	—
61111	Elementary & secondary schools . . . . .	263	1 022	3 918	13	3	2	4	3	1	—	—	—	—	—	—
611110	Elementary & secondary schools . . . . .	263	1 022	3 918	13	3	2	4	3	1	—	—	—	—	—	—
6116	Other schools & instruction . . . . .	142	356	1 480	27	16	8	2	1	—	—	—	—	—	—	—
<b>62</b>	<b>Health care and social assistance . . . . .</b>	<b>9 064</b>	<b>51 791</b>	<b>226 672</b>	<b>584</b>	<b>288</b>	<b>137</b>	<b>84</b>	<b>42</b>	<b>16</b>	<b>13</b>	<b>3</b>	<b>—</b>	<b>1</b>	<b>—</b>	<b>—</b>
621	Ambulatory health care services . . . . .	3 796	23 739	109 726	362	165	103	59	23	6	5	1	—	—	—	—
6211	Offices of physicians . . . . .	925	7 806	38 603	113	60	27	15	10	—	1	—	—	—	—	—
62111	Offices of physicians . . . . .	925	7 806	38 603	113	60	27	15	10	—	1	—	—	—	—	—
621111	Offices of physicians (exc mental health) . . . . .	920	7 766	38 453	109	56	27	15	10	—	1	—	—	—	—	—
6212	Offices of dentists . . . . .	808	4 977	23 323	107	26	49	29	3	—	—	—	—	—	—	—
62121	Offices of dentists . . . . .	808	4 977	23 323	107	26	49	29	3	—	—	—	—	—	—	—
621210	Offices of dentists . . . . .	808	4 977	23 323	107	26	49	29	3	—	—	—	—	—	—	—
6213	Offices of other health practitioners . . . . .	347	1 843	8 521	88	62	20	5	1	—	—	—	—	—	—	—
62131	Offices of chiropractors . . . . .	117	513	2 430	37	30	6	1	—	—	—	—	—	—	—	—
621310	Offices of chiropractors . . . . .	117	513	2 430	37	30	6	1	—	—	—	—	—	—	—	—
6214	Outpatient care centers . . . . .	957	5 924	25 751	27	6	6	4	6	2	2	1	—	—	—	—
62142	Outpatient mental health, substance abuse ctrs . . . . .	(E)	(D)	(D)	9	5	1	—	2	—	—	1	—	—	—	—
62149	Other outpatient care centers . . . . .	569	3 828	15 608	16	1	3	4	4	2	2	—	—	—	—	—
621498	All other outpatient care centers . . . . .	209	1 636	6 909	9	1	3	2	1	2	—	—	—	—	—	—
6215	Medical & diagnostic laboratories . . . . .	164	1 116	4 912	7	5	—	—	—	2	—	—	—	—	—	—
62151	Medical & diagnostic laboratories . . . . .	164	1 116	4 912	7	5	—	—	—	2	—	—	—	—	—	—

Note: Employment-size classes are indicated as follows: A—0 to 19; B—20 to 99; C—100 to 249; E—250 to 499; F—500 to 2,499; G—1,000 to 2,499; H—2,500 to 4,999; I—5,000 to 9,999; J—10,000 to 24,999; K—25,000 to 49,999; L—50,000 to 99,999; M—100,000 or more.

**Table 6. Counties—Employees, Payroll, and Establishments by Industry: 1999—Con.**

[Excludes most government employees, railroad employees, and self-employed persons. Size class 1 to 4 includes establishments with payroll, but no employees, during mid-March pay period. (D) denotes figures withheld to avoid disclosing data for individual companies; the data are included in broader industry totals. Detailed industries with 100 or more employees are shown if industry was not a (D). For explanation of terms, abbreviations, and data reliability/comparability, see introductory text]

NAICS code	Industry	Number of employees for week including March 12	Payroll (\$1,000)		Total number of establishments	Number of establishments by employment-size class										
			First quarter	Annual		1 to 4	5 to 9	10 to 19	20 to 49	50 to 99	100 to 249	250 to 499	500 to 999	1,000 or more		
<b>62</b>	<b>KITSAP—Con.</b>															
	<b>Health care and social assistance—Con.</b>															
621	Ambulatory health care services—Con.															
6216	Home health care services .....	476	1 670	6 993	14	5	1	2	3	1	2	—	—	—	—	—
62161	Home health care services .....	476	1 670	6 993	14	5	1	2	3	1	2	—	—	—	—	—
621610	Home health care services .....	476	1 670	6 993	14	5	1	2	3	1	2	—	—	—	—	—
6219	Other ambulatory health care services .....	119	403	1 623	6	1	—	4	—	1	—	—	—	—	—	—
622	Hospitals .....	(G)	(D)	(D)	2	—	—	—	—	—	—	1	—	—	—	1
6221	General medical & surgical hospitals .....	(G)	(D)	(D)	2	—	—	—	—	—	—	1	—	—	—	1
62211	General medical & surgical hospitals .....	(G)	(D)	(D)	2	—	—	—	—	—	—	1	—	—	—	1
623	Nursing & residential care facilities .....	1 953	8 018	36 307	64	31	10	5	5	6	6	1	—	—	—	—
6231	Nursing care facilities .....	1 209	5 608	25 623	16	6	—	1	—	4	4	1	—	—	—	—
62311	Nursing care facilities .....	1 209	5 608	25 623	16	6	—	1	—	4	4	1	—	—	—	—
623110	Nursing care facilities .....	1 209	5 608	25 623	16	6	—	1	—	4	4	1	—	—	—	—
6233	Community care facilities for the elderly .....	671	2 173	9 438	37	18	8	3	4	2	2	—	—	—	—	—
62331	Community care facilities for the elderly .....	671	2 173	9 438	37	18	8	3	4	2	2	—	—	—	—	—
623311	Continuing care retirement communities .....	326	1 108	4 595	6	2	—	1	1	—	2	—	—	—	—	—
623312	Homes for the elderly .....	345	1 065	4 843	31	16	8	2	3	2	—	—	—	—	—	—
624	Social assistance .....	(G)	(D)	(D)	156	92	24	20	14	4	2	—	—	—	—	—
6241	Individual & family services .....	693	2 239	9 312	46	21	6	11	5	2	1	—	—	—	—	—
62412	Services for elderly & disabled persons .....	245	589	2 710	7	3	—	2	—	1	1	—	—	—	—	—
624120	Services for elderly & disabled persons .....	245	589	2 710	7	3	—	2	—	1	1	—	—	—	—	—
62419	Other individual & family services .....	411	1 510	6 025	30	12	4	8	5	1	—	—	—	—	—	—
624190	Other individual & family services .....	411	1 510	6 025	30	12	4	8	5	1	—	—	—	—	—	—
6243	Vocational rehabilitation services .....	(E)	(D)	(D)	11	1	4	1	3	1	1	—	—	—	—	—
62431	Vocational rehabilitation services .....	(E)	(D)	(D)	11	1	4	1	3	1	1	—	—	—	—	—
6244	Child day care services .....	475	1 288	5 258	87	64	9	7	6	1	—	—	—	—	—	—
62441	Child day care services .....	475	1 288	5 258	87	64	9	7	6	1	—	—	—	—	—	—
624410	Child day care services .....	475	1 288	5 258	87	64	9	7	6	1	—	—	—	—	—	—
<b>71</b>	<b>Arts, entertainment &amp; recreation .....</b>	<b>1 089</b>	<b>3 859</b>	<b>17 930</b>	<b>69</b>	<b>39</b>	<b>10</b>	<b>8</b>	<b>9</b>	<b>1</b>	<b>1</b>	<b>1</b>	<b>—</b>	<b>—</b>	<b>—</b>	<b>—</b>
713	Amusement, gambling & recreation industries .....	998	3 305	14 411	46	19	9	7	8	1	1	1	—	—	—	—
7132	Gambling industries .....	(E)	(D)	(D)	5	2	1	1	—	—	—	1	—	—	—	—
71321	Casinos (except hotel casinos) .....	(E)	(D)	(D)	1	—	—	—	—	—	—	1	—	—	—	—
7139	Other amusement & recreation industries .....	(F)	(D)	(D)	39	16	8	5	8	1	1	—	—	—	—	—
71391	Golf courses & country clubs .....	115	423	2 282	5	1	—	1	3	—	—	—	—	—	—	—
713910	Golf courses & country clubs .....	115	423	2 282	5	1	—	1	3	—	—	—	—	—	—	—
71394	Fitness & recreational sports centers .....	129	296	1 307	11	4	2	1	4	—	—	—	—	—	—	—
713940	Fitness & recreational sports centers .....	129	296	1 307	11	4	2	1	4	—	—	—	—	—	—	—
71395	Bowling centers .....	352	604	3 046	4	—	—	1	1	1	1	—	—	—	—	—
713950	Bowling centers .....	352	604	3 046	4	—	—	1	1	1	1	—	—	—	—	—
<b>72</b>	<b>Accommodation &amp; food services .....</b>	<b>6 029</b>	<b>13 759</b>	<b>64 711</b>	<b>393</b>	<b>119</b>	<b>67</b>	<b>100</b>	<b>92</b>	<b>13</b>	<b>2</b>	<b>—</b>	<b>—</b>	<b>—</b>	<b>—</b>	<b>—</b>
721	Accommodation .....	677	1 686	8 894	29	8	4	9	3	4	1	—	—	—	—	—
7211	Traveler accommodation .....	(F)	(D)	(D)	24	7	3	8	3	2	1	—	—	—	—	—
72111	Hotels (exc casino hotels) & motels .....	516	1 495	7 960	23	6	3	8	3	2	1	—	—	—	—	—
721110	Hotels (exc casino hotels) & motels .....	516	1 495	7 960	23	6	3	8	3	2	1	—	—	—	—	—
7212	RV parks & recreational camps .....	(C)	(D)	(D)	3	1	—	—	—	2	—	—	—	—	—	—
72121	RV parks & recreational camps .....	(C)	(D)	(D)	3	1	—	—	—	2	—	—	—	—	—	—
722	Food services & drinking places .....	5 352	12 073	55 817	364	111	63	91	89	9	1	—	—	—	—	—
7221	Full-service restaurants .....	2 649	6 468	30 981	151	43	21	37	44	5	1	—	—	—	—	—
72211	Full-service restaurants .....	2 649	6 468	30 981	151	43	21	37	44	5	1	—	—	—	—	—
722110	Full-service restaurants .....	2 649	6 468	30 981	151	43	21	37	44	5	1	—	—	—	—	—
7222	Limited-service eating places .....	2 434	4 996	21 896	169	48	29	43	45	4	—	—	—	—	—	—
72221	Limited-service eating places .....	2 434	4 996	21 896	169	48	29	43	45	4	—	—	—	—	—	—
722211	Limited-service restaurants .....	2 195	4 583	19 916	130	32	16	34	44	4	—	—	—	—	—	—
7224	Drinking places (alcoholic beverages) .....	235	531	2 402	34	12	12	10	—	—	—	—	—	—	—	—
72241	Drinking places (alcoholic beverages) .....	235	531	2 402	34	12	12	10	—	—	—	—	—	—	—	—
722410	Drinking places (alcoholic beverages) .....	235	531	2 402	34	12	12	10	—	—	—	—	—	—	—	—
<b>81</b>	<b>Other services (except public administration) .....</b>	<b>3 055</b>	<b>10 546</b>	<b>46 512</b>	<b>494</b>	<b>291</b>	<b>113</b>	<b>67</b>	<b>19</b>	<b>3</b>	<b>1</b>	<b>—</b>	<b>—</b>	<b>—</b>	<b>—</b>	<b>—</b>
811	Repair & maintenance .....	867	4 660	21 233	153	88	36	24	5	—	—	—	—	—	—	—
8111	Automotive repair & maintenance .....	690	3 820	17 255	110	56	28	22	4	—	—	—	—	—	—	—
81111	Automotive mechanical & electrical R&M .....	376	2 105	9 396	74	45	17	10	2	—	—	—	—	—	—	—
811111	General automotive repair .....	260	1 436	6 447	55	32	17	5	1	—	—	—	—	—	—	—
81112	Automotive body, paint, interior & glass repair .....	192	1 333	6 280	22	7	6	8	1	—	—	—	—	—	—	—
811121	Automotive body, paint & interior R&M .....	149	1 034	4 897	17	5	5	6	1	—	—	—	—	—	—	—
81119	Other automotive R&M .....	122	382	1 579	14	4	5	4	1	—	—	—	—	—	—	—
812	Personal & laundry services .....	634	1 926	8 572	137	86	31	16	4	—	—	—	—	—	—	—
8121	Personal care services .....	316	930	4 023	81	54	15	12	—	—	—	—	—	—	—	—
81211	Hair, nail & skin care services .....	267	835	3 646	68	46	11	11	—	—	—	—	—	—	—	—
812112	Beauty salons .....	261	804	3 502	59	37	11	11	—	—	—	—	—	—	—	—
8122	Death care services .....	110	434	2 026	10	3	3	1	3	—	—	—	—	—	—	—
8123	Drycleaning & laundry services .....	106	281	1 235	18	11	4	2	1	—	—	—	—	—	—	—
8129	Other personal services .....	102	281	1 288	28	18	9	1	—	—	—	—	—	—	—	—

Note: Employment-size classes are indicated as follows: A—0 to 19; B—20 to 99; C—100 to 249; E—250 to 499; F—500 to 999; G—1,000 to 2,499; H—2,500 to 4,999; I—5,000 to 9,999; J—10,000 to 24,999; K—25,000 to 49,999; L—50,000 to 99,999; M—100,000 or more.

**Table 6. Counties—Employees, Payroll, and Establishments by Industry: 1999—Con.**

[Excludes most government employees, railroad employees, and self-employed persons. Size class 1 to 4 includes establishments with payroll, but no employees, during mid-March pay period. (D) denotes figures withheld to avoid disclosing data for individual companies; the data are included in broader industry totals. Detailed industries with 100 or more employees are shown if industry was not a (D). For explanation of terms, abbreviations, and data reliability/comparability, see introductory text]

NAICS code	Industry	Number of employees for week including March 12	Payroll (\$1,000)		Total number of establishments	Number of establishments by employment-size class										
			First quarter	Annual		1 to 4	5 to 9	10 to 19	20 to 49	50 to 99	100 to 249	250 to 499	500 to 999	1,000 or more		
<b>81</b>	<b>KITSAP—Con.</b>															
	<b>Other services (except public administration)—Con.</b>															
813	Religious, grantmaking, civic, prof & like organizations .....	1 554	3 960	16 707	204	117	46	27	10	3	1	—	—	—	—	—
8131	Religious organizations .....	1 123	2 765	11 554	126	64	25	25	9	3	—	—	—	—	—	—
81311	Religious organizations .....	1 123	2 765	11 554	126	64	25	25	9	3	—	—	—	—	—	—
813110	Religious organizations .....	1 123	2 765	11 554	126	64	25	25	9	3	—	—	—	—	—	—
8134	Civic & social organizations .....	256	435	1 867	23	11	9	2	—	—	1	—	—	—	—	—
81341	Civic & social organizations .....	256	435	1 867	23	11	9	2	—	—	1	—	—	—	—	—
813410	Civic & social organizations .....	256	435	1 867	23	11	9	2	—	—	1	—	—	—	—	—
8139	Business, labor, political, like organizations .....	129	505	2 201	46	36	10	—	—	—	—	—	—	—	—	—
<b>95</b>	<b>Auxiliaries (exc corporate, subsidiary &amp; regional mgt) .....</b>	<b>(B)</b>	<b>(D)</b>	<b>(D)</b>	<b>7</b>	<b>3</b>	<b>2</b>	<b>2</b>	<b>—</b>	<b>—</b>	<b>—</b>	<b>—</b>	<b>—</b>	<b>—</b>	<b>—</b>	<b>—</b>
<b>99</b>	<b>Unclassified establishments .....</b>	<b>51</b>	<b>241</b>	<b>1 976</b>	<b>107</b>	<b>106</b>	<b>—</b>	<b>—</b>	<b>1</b>	<b>—</b>	<b>—</b>	<b>—</b>	<b>—</b>	<b>—</b>	<b>—</b>	<b>—</b>
	<b>KITTITAS</b>															
	<b>Total .....</b>	<b>7 138</b>	<b>32 448</b>	<b>149 018</b>	<b>1 002</b>	<b>618</b>	<b>188</b>	<b>113</b>	<b>66</b>	<b>13</b>	<b>3</b>	<b>1</b>	<b>—</b>	<b>—</b>	<b>—</b>	<b>—</b>
<b>11</b>	<b>Forestry, fishing, hunting, and agriculture support .....</b>	<b>101</b>	<b>1 736</b>	<b>5 288</b>	<b>30</b>	<b>22</b>	<b>5</b>	<b>3</b>	<b>—</b>	<b>—</b>	<b>—</b>	<b>—</b>	<b>—</b>	<b>—</b>	<b>—</b>	<b>—</b>
<b>22</b>	<b>Utilities .....</b>	<b>(B)</b>	<b>(D)</b>	<b>(D)</b>	<b>4</b>	<b>2</b>	<b>1</b>	<b>1</b>	<b>—</b>	<b>—</b>	<b>—</b>	<b>—</b>	<b>—</b>	<b>—</b>	<b>—</b>	<b>—</b>
<b>23</b>	<b>Construction .....</b>	<b>431</b>	<b>2 175</b>	<b>12 552</b>	<b>156</b>	<b>123</b>	<b>24</b>	<b>8</b>	<b>1</b>	<b>—</b>	<b>—</b>	<b>—</b>	<b>—</b>	<b>—</b>	<b>—</b>	<b>—</b>
233	Building, developing & general contracting .....	182	961	4 830	74	59	13	1	1	—	—	—	—	—	—	—
2332	Residential building construction .....	(C)	(D)	(D)	65	54	10	—	1	—	—	—	—	—	—	—
23321	Single-family housing construction .....	140	652	3 209	63	52	10	—	1	—	—	—	—	—	—	—
233210	Single-family housing construction .....	140	652	3 209	63	52	10	—	1	—	—	—	—	—	—	—
235	Special trade contractors .....	204	956	5 330	71	57	9	5	—	—	—	—	—	—	—	—
<b>31-33</b>	<b>Manufacturing .....</b>	<b>463</b>	<b>3 052</b>	<b>18 432</b>	<b>30</b>	<b>16</b>	<b>3</b>	<b>7</b>	<b>1</b>	<b>2</b>	<b>1</b>	<b>—</b>	<b>—</b>	<b>—</b>	<b>—</b>	<b>—</b>
311	Food mfg .....	121	1 011	7 210	7	3	1	2	—	1	—	—	—	—	—	—
332	Fabricated metal product mfg .....	(C)	(D)	(D)	4	1	—	2	—	—	1	—	—	—	—	—
3323	Architectural & structural metals mfg .....	(C)	(D)	(D)	1	—	—	—	—	—	1	—	—	—	—	—
33232	Ornamental & architectural metal prod mfg .....	(C)	(D)	(D)	1	—	—	—	—	—	1	—	—	—	—	—
<b>42</b>	<b>Wholesale trade .....</b>	<b>335</b>	<b>1 824</b>	<b>9 312</b>	<b>32</b>	<b>15</b>	<b>7</b>	<b>7</b>	<b>2</b>	<b>1</b>	<b>—</b>	<b>—</b>	<b>—</b>	<b>—</b>	<b>—</b>	<b>—</b>
422	Wholesale trade, nondurable goods .....	247	1 386	7 595	18	9	2	4	2	1	—	—	—	—	—	—
4229	Miscellaneous nondurable goods whse .....	156	975	5 680	6	3	1	—	1	1	—	—	—	—	—	—
42291	Farm supplies whse .....	(C)	(D)	(D)	5	3	—	—	1	1	—	—	—	—	—	—
<b>44-45</b>	<b>Retail trade .....</b>	<b>1 385</b>	<b>5 795</b>	<b>25 077</b>	<b>165</b>	<b>80</b>	<b>40</b>	<b>26</b>	<b>17</b>	<b>1</b>	<b>1</b>	<b>—</b>	<b>—</b>	<b>—</b>	<b>—</b>	<b>—</b>
441	Motor vehicle & parts dealers .....	189	1 367	5 919	22	9	6	3	4	—	—	—	—	—	—	—
444	Bldg material & garden equip & supp dealers .....	143	604	2 844	18	7	5	4	2	—	—	—	—	—	—	—
445	Food & beverage stores .....	380	1 634	6 748	22	8	5	3	4	1	1	—	—	—	—	—
4451	Grocery stores .....	362	1 581	6 495	15	3	3	3	4	1	1	—	—	—	—	—
44511	Grocery (except convenience) stores .....	319	1 486	6 041	11	2	2	2	3	1	1	—	—	—	—	—
445110	Grocery (except convenience) stores .....	319	1 486	6 041	11	2	2	2	3	1	1	—	—	—	—	—
447	Gasoline stations .....	182	609	2 713	26	13	7	4	2	—	—	—	—	—	—	—
4471	Gasoline stations .....	182	609	2 713	26	13	7	4	2	—	—	—	—	—	—	—
<b>48-49</b>	<b>Transportation &amp; warehousing .....</b>	<b>226</b>	<b>1 842</b>	<b>7 188</b>	<b>46</b>	<b>32</b>	<b>8</b>	<b>4</b>	<b>1</b>	<b>1</b>	<b>—</b>	<b>—</b>	<b>—</b>	<b>—</b>	<b>—</b>	<b>—</b>
484	Truck transportation .....	212	1 758	6 882	39	26	7	4	1	1	—	—	—	—	—	—
4841	General freight trucking .....	124	1 300	4 915	15	7	5	2	—	1	—	—	—	—	—	—
<b>51</b>	<b>Information .....</b>	<b>239</b>	<b>1 922</b>	<b>8 305</b>	<b>16</b>	<b>7</b>	<b>2</b>	<b>3</b>	<b>3</b>	<b>1</b>	<b>—</b>	<b>—</b>	<b>—</b>	<b>—</b>	<b>—</b>	<b>—</b>
513	Broadcasting & telecommunications .....	149	1 414	6 027	9	5	—	2	1	1	—	—	—	—	—	—
5133	Telecommunications .....	123	1 278	5 355	5	3	—	—	1	1	—	—	—	—	—	—
51331	Wired telecommunications carriers .....	(C)	(D)	(D)	3	1	—	—	1	1	—	—	—	—	—	—
<b>52</b>	<b>Finance &amp; insurance .....</b>	<b>144</b>	<b>1 138</b>	<b>4 120</b>	<b>29</b>	<b>18</b>	<b>8</b>	<b>2</b>	<b>1</b>	<b>—</b>	<b>—</b>	<b>—</b>	<b>—</b>	<b>—</b>	<b>—</b>	<b>—</b>
<b>53</b>	<b>Real estate &amp; rental &amp; leasing .....</b>	<b>185</b>	<b>564</b>	<b>2 309</b>	<b>47</b>	<b>39</b>	<b>4</b>	<b>1</b>	<b>3</b>	<b>—</b>	<b>—</b>	<b>—</b>	<b>—</b>	<b>—</b>	<b>—</b>	<b>—</b>
531	Real estate .....	122	364	1 540	39	33	4	1	1	—	—	—	—	—	—	—
<b>54</b>	<b>Professional, scientific &amp; technical services .....</b>	<b>144</b>	<b>776</b>	<b>3 462</b>	<b>50</b>	<b>38</b>	<b>9</b>	<b>3</b>	<b>—</b>	<b>—</b>	<b>—</b>	<b>—</b>	<b>—</b>	<b>—</b>	<b>—</b>	<b>—</b>
541	Professional, scientific & technical services .....	144	776	3 462	50	38	9	3	—	—	—	—	—	—	—	—
<b>55</b>	<b>Management of companies &amp; enterprises .....</b>	<b>(C)</b>	<b>(D)</b>	<b>(D)</b>	<b>3</b>	<b>2</b>	<b>—</b>	<b>—</b>	<b>—</b>	<b>—</b>	<b>1</b>	<b>—</b>	<b>—</b>	<b>—</b>	<b>—</b>	<b>—</b>
551	Management of companies & enterprises .....	(C)	(D)	(D)	3	2	—	—	—	—	1	—	—	—	—	—
5511	Management of companies & enterprises .....	(C)	(D)	(D)	3	2	—	—	—	—	1	—	—	—	—	—
55111	Management of companies & enterprises .....	(C)	(D)	(D)	3	2	—	—	—	—	1	—	—	—	—	—
<b>56</b>	<b>Admin, support, waste mgt, remediation services .....</b>	<b>122</b>	<b>403</b>	<b>1 973</b>	<b>34</b>	<b>25</b>	<b>7</b>	<b>2</b>	<b>—</b>	<b>—</b>	<b>—</b>	<b>—</b>	<b>—</b>	<b>—</b>	<b>—</b>	<b>—</b>
<b>61</b>	<b>Educational services .....</b>	<b>111</b>	<b>250</b>	<b>1 233</b>	<b>11</b>	<b>7</b>	<b>1</b>	<b>—</b>	<b>3</b>	<b>—</b>	<b>—</b>	<b>—</b>	<b>—</b>	<b>—</b>	<b>—</b>	<b>—</b>
611	Educational services .....	111	250	1 233	11	7	1	—	3	—	—	—	—	—	—	—

Note: Employment-size classes are indicated as follows: A—0 to 19; B—20 to 99; C—100 to 249; E—250 to 499; F—500 to 999; G—1,000 to 2,499; H—2,500 to 4,999; I—5,000 to 9,999; J—10,000 to 24,999; K—25,000 to 49,999; L—50,000 to 99,999; M—100,000 or more.

**Table 6. Counties—Employees, Payroll, and Establishments by Industry: 1999—Con.**

[Excludes most government employees, railroad employees, and self-employed persons. Size class 1 to 4 includes establishments with payroll, but no employees, during mid-March pay period. (D) denotes figures withheld to avoid disclosing data for individual companies; the data are included in broader industry totals. Detailed industries with 100 or more employees are shown if industry was not a (D). For explanation of terms, abbreviations, and data reliability/comparability, see introductory text]

NAICS code	Industry	Number of employees for week including March 12	Payroll (\$1,000)		Total number of establishments	Number of establishments by employment-size class									
			First quarter	Annual		1 to 4	5 to 9	10 to 19	20 to 49	50 to 99	100 to 249	250 to 499	500 to 999	1,000 or more	
<b>KITTITAS—Con.</b>															
<b>62</b>	<b>Health care and social assistance</b> . . . . .	<b>1 030</b>	<b>4 945</b>	<b>22 071</b>	<b>77</b>	<b>36</b>	<b>19</b>	<b>9</b>	<b>10</b>	<b>2</b>	—	<b>1</b>	—	—	
621	Ambulatory health care services . . . . .	299	1 567	6 792	45	21	18	2	4	—	—	—	—	—	
6211	Offices of physicians . . . . .	138	685	3 089	13	5	4	1	3	—	—	—	—	—	
62111	Offices of physicians . . . . .	138	685	3 089	13	5	4	1	3	—	—	—	—	—	
621111	Offices of physicians (exc mental health) . . . . .	138	685	3 089	13	5	4	1	3	—	—	—	—	—	
622	Hospitals . . . . .	(E)	(D)	(D)	1	—	—	—	—	—	—	1	—	—	
6221	General medical & surgical hospitals . . . . .	(E)	(D)	(D)	1	—	—	—	—	—	—	1	—	—	
62211	General medical & surgical hospitals . . . . .	(E)	(D)	(D)	1	—	—	—	—	—	—	1	—	—	
623	Nursing & residential care facilities . . . . .	268	1 035	4 678	12	6	—	2	2	2	—	—	—	—	
6231	Nursing care facilities . . . . .	(C)	(D)	(D)	2	—	—	—	—	2	—	—	—	—	
62311	Nursing care facilities . . . . .	(C)	(D)	(D)	2	—	—	—	—	2	—	—	—	—	
624	Social assistance . . . . .	(C)	(D)	(D)	19	9	1	5	4	—	—	—	—	—	
<b>71</b>	<b>Arts, entertainment &amp; recreation</b> . . . . .	<b>99</b>	<b>216</b>	<b>1 192</b>	<b>25</b>	<b>16</b>	<b>6</b>	<b>3</b>	—	—	—	—	—	—	
<b>72</b>	<b>Accommodation &amp; food services</b> . . . . .	<b>1 503</b>	<b>3 373</b>	<b>15 561</b>	<b>127</b>	<b>54</b>	<b>22</b>	<b>25</b>	<b>21</b>	<b>5</b>	—	—	—	—	
721	Accommodation . . . . .	230	622	3 203	30	15	9	4	1	1	—	—	—	—	
7211	Traveler accommodation . . . . .	(C)	(D)	(D)	18	6	6	4	1	1	—	—	—	—	
72111	Hotels (exc casino hotels) & motels . . . . .	196	444	1 912	17	5	6	4	1	1	—	—	—	—	
721110	Hotels (exc casino hotels) & motels . . . . .	196	444	1 912	17	5	6	4	1	1	—	—	—	—	
722	Food services & drinking places . . . . .	1 273	2 751	12 358	97	39	13	21	20	4	—	—	—	—	
7221	Full-service restaurants . . . . .	673	1 718	7 704	43	14	7	9	10	3	—	—	—	—	
72211	Full-service restaurants . . . . .	673	1 718	7 704	43	14	7	9	10	3	—	—	—	—	
722110	Full-service restaurants . . . . .	673	1 718	7 704	43	14	7	9	10	3	—	—	—	—	
7222	Limited-service eating places . . . . .	515	881	3 990	35	12	1	12	9	1	—	—	—	—	
72221	Limited-service eating places . . . . .	515	881	3 990	35	12	1	12	9	1	—	—	—	—	
722211	Limited-service restaurants . . . . .	456	795	3 602	28	8	1	10	8	1	—	—	—	—	
<b>81</b>	<b>Other services (except public administration)</b> . . . . .	<b>467</b>	<b>1 286</b>	<b>5 544</b>	<b>98</b>	<b>64</b>	<b>22</b>	<b>9</b>	<b>3</b>	—	—	—	—	—	
811	Repair & maintenance . . . . .	103	515	2 312	34	26	8	—	—	—	—	—	—	—	
813	Religious, grantmaking, civic, prof & like organizations . . . . .	273	519	2 166	41	23	9	6	3	—	—	—	—	—	
8131	Religious organizations . . . . .	182	302	1 236	23	11	7	3	2	—	—	—	—	—	
81311	Religious organizations . . . . .	182	302	1 236	23	11	7	3	2	—	—	—	—	—	
813110	Religious organizations . . . . .	182	302	1 236	23	11	7	3	2	—	—	—	—	—	
<b>99</b>	<b>Unclassified establishments</b> . . . . .	<b>12</b>	<b>34</b>	<b>542</b>	<b>22</b>	<b>22</b>	—	—	—	—	—	—	—	—	
<b>KLICKITAT</b>															
	<b>Total</b> . . . . .	<b>3 473</b>	<b>21 456</b>	<b>98 426</b>	<b>511</b>	<b>380</b>	<b>66</b>	<b>45</b>	<b>13</b>	<b>3</b>	<b>2</b>	<b>1</b>	<b>1</b>	—	
<b>11</b>	<b>Forestry, fishing, hunting, and agriculture support</b> . . . . .	(C)	(D)	(D)	<b>34</b>	<b>25</b>	<b>4</b>	<b>3</b>	<b>2</b>	—	—	—	—	—	
113	Forestry and logging . . . . .	(C)	(D)	(D)	33	24	4	3	2	—	—	—	—	—	
1133	Logging . . . . .	107	591	6 078	32	24	4	2	2	—	—	—	—	—	
11331	Logging . . . . .	107	591	6 078	32	24	4	2	2	—	—	—	—	—	
113310	Logging . . . . .	107	591	6 078	32	24	4	2	2	—	—	—	—	—	
<b>21</b>	<b>Mining</b> . . . . .	<b>21</b>	<b>46</b>	<b>424</b>	<b>5</b>	<b>4</b>	—	<b>1</b>	—	—	—	—	—	—	
<b>22</b>	<b>Utilities</b> . . . . .	<b>7</b>	<b>50</b>	<b>231</b>	<b>5</b>	<b>5</b>	—	—	—	—	—	—	—	—	
<b>23</b>	<b>Construction</b> . . . . .	<b>214</b>	<b>1 064</b>	<b>6 083</b>	<b>81</b>	<b>70</b>	<b>5</b>	<b>6</b>	—	—	—	—	—	—	
<b>31-33</b>	<b>Manufacturing</b> . . . . .	<b>1 118</b>	<b>10 963</b>	<b>46 066</b>	<b>21</b>	<b>11</b>	<b>4</b>	<b>4</b>	—	—	—	<b>1</b>	<b>1</b>	—	
321	Wood product mfg . . . . .	(E)	(D)	(D)	1	—	—	—	—	—	—	1	—	—	
3211	Sawmills & wood preservation . . . . .	(E)	(D)	(D)	1	—	—	—	—	—	—	1	—	—	
32111	Sawmills & wood preservation . . . . .	(E)	(D)	(D)	1	—	—	—	—	—	—	1	—	—	
331	Primary metal mfg . . . . .	(F)	(D)	(D)	2	—	—	1	—	—	—	—	1	—	
3313	Alumina & aluminum production & processing . . . . .	(F)	(D)	(D)	1	—	—	—	—	—	—	—	1	—	
33131	Alumina & aluminum production & processing . . . . .	(F)	(D)	(D)	1	—	—	—	—	—	—	—	1	—	
<b>42</b>	<b>Wholesale trade</b> . . . . .	<b>105</b>	<b>525</b>	<b>2 165</b>	<b>22</b>	<b>16</b>	<b>2</b>	<b>3</b>	<b>1</b>	—	—	—	—	—	
<b>44-45</b>	<b>Retail trade</b> . . . . .	<b>404</b>	<b>1 447</b>	<b>6 606</b>	<b>61</b>	<b>42</b>	<b>10</b>	<b>5</b>	<b>3</b>	<b>1</b>	—	—	—	—	
445	Food & beverage stores . . . . .	146	480	2 422	14	8	3	—	3	—	—	—	—	—	
4451	Grocery stores . . . . .	(C)	(D)	(D)	12	6	3	—	3	—	—	—	—	—	
44511	Grocery (except convenience) stores . . . . .	127	433	1 909	9	5	1	—	3	—	—	—	—	—	
445110	Grocery (except convenience) stores . . . . .	127	433	1 909	9	5	1	—	3	—	—	—	—	—	
447	Gasoline stations . . . . .	108	236	1 062	11	7	2	1	—	1	—	—	—	—	
4471	Gasoline stations . . . . .	108	236	1 062	11	7	2	1	—	1	—	—	—	—	
<b>48-49</b>	<b>Transportation &amp; warehousing</b> . . . . .	<b>47</b>	<b>203</b>	<b>1 184</b>	<b>21</b>	<b>20</b>	—	<b>1</b>	—	—	—	—	—	—	
<b>51</b>	<b>Information</b> . . . . .	<b>45</b>	<b>275</b>	<b>1 120</b>	<b>10</b>	<b>6</b>	<b>2</b>	<b>2</b>	—	—	—	—	—	—	
<b>52</b>	<b>Finance &amp; insurance</b> . . . . .	<b>114</b>	<b>545</b>	<b>2 514</b>	<b>17</b>	<b>8</b>	<b>7</b>	<b>1</b>	<b>1</b>	—	—	—	—	—	
<b>53</b>	<b>Real estate &amp; rental &amp; leasing</b> . . . . .	(B)	(D)	(D)	<b>23</b>	<b>22</b>	<b>1</b>	—	—	—	—	—	—	—	
<b>54</b>	<b>Professional, scientific &amp; technical services</b> . . . . .	<b>139</b>	<b>706</b>	<b>2 894</b>	<b>42</b>	<b>32</b>	<b>5</b>	<b>5</b>	—	—	—	—	—	—	
541	Professional, scientific & technical services . . . . .	139	706	2 894	42	32	5	5	—	—	—	—	—	—	
<b>55</b>	<b>Management of companies &amp; enterprises</b> . . . . .	<b>21</b>	<b>267</b>	<b>1 301</b>	<b>4</b>	<b>3</b>	—	<b>1</b>	—	—	—	—	—	—	

Note: Employment-size classes are indicated as follows: A—0 to 19; B—20 to 99; C—100 to 249; E—250 to 499; F—500 to 999; G—1,000 to 2,499; H—2,500 to 4,999; I—5,000 to 9,999; J—10,000 to 24,999; K—25,000 to 49,999; L—50,000 to 99,999; M—100,000 or more.

**Table 6. Counties—Employees, Payroll, and Establishments by Industry: 1999—Con.**

[Excludes most government employees, railroad employees, and self-employed persons. Size class 1 to 4 includes establishments with payroll, but no employees, during mid-March pay period. (D) denotes figures withheld to avoid disclosing data for individual companies; the data are included in broader industry totals. Detailed industries with 100 or more employees are shown if industry was not a (D). For explanation of terms, abbreviations, and data reliability/comparability, see introductory text]

NAICS code	Industry	Number of employees for week including March 12	Payroll (\$1,000)		Total number of establishments	Number of establishments by employment-size class									
			First quarter	Annual		1 to 4	5 to 9	10 to 19	20 to 49	50 to 99	100 to 249	250 to 499	500 to 999	1,000 or more	
<b>KLICKITAT—Con.</b>															
<b>56</b>	<b>Admin, support, waste mgmt, remediation services</b> .....	<b>140</b>	<b>904</b>	<b>4 078</b>	<b>15</b>	<b>10</b>	<b>3</b>	<b>1</b>	—	<b>1</b>	—	—	—	—	
562	Waste management & remediation services .....	(C)	(D)	(D)	6	1	3	1	—	1	—	—	—	—	
<b>61</b>	<b>Educational services</b> .....	<b>(A)</b>	<b>(D)</b>	<b>(D)</b>	<b>2</b>	<b>2</b>	—	—	—	—	—	—	—	—	
<b>62</b>	<b>Health care and social assistance</b> .....	<b>468</b>	<b>2 521</b>	<b>10 998</b>	<b>33</b>	<b>18</b>	<b>7</b>	<b>3</b>	<b>2</b>	<b>1</b>	<b>2</b>	—	—	—	
622	Hospitals .....	(C)	(D)	(D)	2	—	—	—	—	—	2	—	—	—	
6221	General medical & surgical hospitals .....	(C)	(D)	(D)	2	—	—	—	—	—	2	—	—	—	
62211	General medical & surgical hospitals .....	(C)	(D)	(D)	2	—	—	—	—	—	2	—	—	—	
<b>71</b>	<b>Arts, entertainment &amp; recreation</b> .....	<b>(B)</b>	<b>(D)</b>	<b>(D)</b>	<b>11</b>	<b>9</b>	—	<b>2</b>	—	—	—	—	—	—	
<b>72</b>	<b>Accommodation &amp; food services</b> .....	<b>296</b>	<b>561</b>	<b>3 137</b>	<b>46</b>	<b>26</b>	<b>11</b>	<b>5</b>	<b>4</b>	—	—	—	—	—	
722	Food services & drinking places .....	262	480	2 764	37	19	10	4	4	—	—	—	—	—	
7221	Full-service restaurants .....	140	233	1 165	17	5	8	3	1	—	—	—	—	—	
72211	Full-service restaurants .....	140	233	1 165	17	5	8	3	1	—	—	—	—	—	
722110	Full-service restaurants .....	140	233	1 165	17	5	8	3	1	—	—	—	—	—	
<b>81</b>	<b>Other services (except public administration)</b> .....	<b>129</b>	<b>378</b>	<b>1 654</b>	<b>42</b>	<b>35</b>	<b>5</b>	<b>2</b>	—	—	—	—	—	—	
<b>99</b>	<b>Unclassified establishments</b> .....	<b>(A)</b>	<b>(D)</b>	<b>(D)</b>	<b>16</b>	<b>16</b>	—	—	—	—	—	—	—	—	
<b>LEWIS</b>															
	<b>Total</b> .....	<b>19 126</b>	<b>111 211</b>	<b>479 893</b>	<b>1 969</b>	<b>1 133</b>	<b>387</b>	<b>264</b>	<b>118</b>	<b>47</b>	<b>14</b>	<b>4</b>	<b>2</b>	—	
<b>11</b>	<b>Forestry, fishing, hunting, and agriculture support</b> .....	<b>976</b>	<b>5 112</b>	<b>24 240</b>	<b>123</b>	<b>82</b>	<b>16</b>	<b>12</b>	<b>7</b>	<b>6</b>	—	—	—	—	
113	Forestry and logging .....	611	3 844	17 553	87	58	13	8	5	3	—	—	—	—	
1133	Logging .....	595	3 723	16 832	82	55	11	8	5	3	—	—	—	—	
11331	Logging .....	595	3 723	16 832	82	55	11	8	5	3	—	—	—	—	
113310	Logging .....	595	3 723	16 832	82	55	11	8	5	3	—	—	—	—	
115	Agriculture & forestry support activities .....	359	1 238	6 407	28	16	3	4	2	3	—	—	—	—	
1153	Forestry support activities .....	337	1 117	5 730	21	11	1	4	2	3	—	—	—	—	
11531	Forestry support activities .....	337	1 117	5 730	21	11	1	4	2	3	—	—	—	—	
115310	Forestry support activities .....	337	1 117	5 730	21	11	1	4	2	3	—	—	—	—	
<b>21</b>	<b>Mining</b> .....	<b>636</b>	<b>8 911</b>	<b>31 848</b>	<b>9</b>	<b>3</b>	<b>1</b>	—	<b>4</b>	—	—	—	<b>1</b>	—	
212	Mining (except oil & gas) .....	(F)	(D)	(D)	6	2	—	—	3	—	—	—	1	—	
2121	Coal mining .....	(F)	(D)	(D)	1	—	—	—	—	—	—	—	1	—	
21211	Coal mining .....	(F)	(D)	(D)	1	—	—	—	—	—	—	—	1	—	
<b>22</b>	<b>Utilities</b> .....	<b>(C)</b>	<b>(D)</b>	<b>(D)</b>	<b>11</b>	<b>7</b>	<b>2</b>	<b>1</b>	—	—	<b>1</b>	—	—	—	
221	Utilities .....	(C)	(D)	(D)	11	7	2	1	—	—	1	—	—	—	
2211	Elec pwr generation, transmns & distribution ...	(C)	(D)	(D)	4	3	—	—	—	—	1	—	—	—	
22111	Electric power generation .....	(C)	(D)	(D)	2	1	—	—	—	—	1	—	—	—	
<b>23</b>	<b>Construction</b> .....	<b>894</b>	<b>5 358</b>	<b>28 075</b>	<b>218</b>	<b>161</b>	<b>31</b>	<b>20</b>	<b>6</b>	—	—	—	—	—	
233	Building, developing & general contracting .....	229	1 244	6 550	74	60	9	4	1	—	—	—	—	—	
2332	Residential building construction .....	(C)	(D)	(D)	54	49	5	—	—	—	—	—	—	—	
23321	Single-family housing construction .....	102	396	2 356	51	46	5	—	—	—	—	—	—	—	
233210	Single-family housing construction .....	102	396	2 356	51	46	5	—	—	—	—	—	—	—	
2333	Nonresidential building construction .....	113	787	3 827	16	8	4	3	1	—	—	—	—	—	
234	Heavy construction .....	219	1 744	10 150	33	21	4	4	4	—	—	—	—	—	
2349	Other heavy construction .....	150	1 091	6 740	18	11	1	2	4	—	—	—	—	—	
23499	All other heavy construction .....	(C)	(D)	(D)	15	10	1	1	3	—	—	—	—	—	
235	Special trade contractors .....	446	2 370	11 375	111	80	18	12	1	—	—	—	—	—	
<b>31-33</b>	<b>Manufacturing</b> .....	<b>3 549</b>	<b>25 963</b>	<b>111 010</b>	<b>136</b>	<b>57</b>	<b>19</b>	<b>23</b>	<b>18</b>	<b>10</b>	<b>7</b>	<b>2</b>	—	—	
311	Food mfg .....	362	2 328	12 762	10	3	2	—	3	1	1	—	—	—	
3114	Fruit & veg preserving & specialty food mfg ....	(E)	(D)	(D)	2	—	—	—	—	1	1	—	—	—	
31141	Frozen food mfg .....	(E)	(D)	(D)	2	—	—	—	—	1	1	—	—	—	
321	Wood product mfg .....	2 118	17 035	66 917	31	7	3	1	8	4	6	2	—	—	
3211	Sawmills & wood preservation .....	1 138	10 202	40 665	13	3	2	1	—	1	5	1	—	—	
32111	Sawmills & wood preservation .....	1 138	10 202	40 665	13	3	2	1	—	1	5	1	—	—	
3212	Veneer, plywood & engineered wood product mfg .....	407	3 338	13 864	7	1	—	—	4	1	1	—	—	—	
32121	Veneer, plywood & engineered wood product mfg .....	407	3 338	13 864	7	1	—	—	4	1	1	—	—	—	
321212	Softwood veneer & plywood mfg .....	306	2 648	11 022	3	—	—	—	1	1	1	—	—	—	
3219	Other wood product mfg .....	573	3 495	12 388	11	3	1	—	4	2	—	1	—	—	
32191	Millwork .....	(C)	(D)	(D)	6	1	1	—	2	2	—	—	—	—	
32199	All other wood product mfg .....	356	2 166	7 553	4	1	—	—	2	—	—	1	—	—	
332	Fabricated metal product mfg .....	248	1 474	7 589	23	12	5	3	2	1	—	—	—	—	
3323	Architectural & structural metals mfg .....	168	1 010	5 551	6	1	—	2	2	1	—	—	—	—	
33232	Ornamental & architectural metal prod mfg ...	168	1 010	5 551	6	1	—	2	2	1	—	—	—	—	
336	Transportation equipment mfg .....	268	1 866	9 140	8	1	3	—	1	3	—	—	—	—	

Note: Employment-size classes are indicated as follows: A—0 to 19; B—20 to 99; C—100 to 249; E—250 to 499; F—500 to 999; G—1,000 to 2,499; H—2,500 to 4,999; I—5,000 to 9,999; J—10,000 to 24,999; K—25,000 to 49,999; L—50,000 to 99,999; M—100,000 or more.

**Table 6. Counties—Employees, Payroll, and Establishments by Industry: 1999—Con.**

[Excludes most government employees, railroad employees, and self-employed persons. Size class 1 to 4 includes establishments with payroll, but no employees, during mid-March pay period. (D) denotes figures withheld to avoid disclosing data for individual companies; the data are included in broader industry totals. Detailed industries with 100 or more employees are shown if industry was not a (D). For explanation of terms, abbreviations, and data reliability/comparability, see introductory text]

NAICS code	Industry	Number of employees for week including March 12	Payroll (\$1,000)		Total number of establishments	Number of establishments by employment-size class																		
			First quarter	Annual		1 to 4	5 to 9	10 to 19	20 to 49	50 to 99	100 to 249	250 to 499	500 to 999	1,000 or more										
<b>LEWIS—Con.</b>																								
<b>42</b>	<b>Wholesale trade</b>	<b>743</b>	<b>4 640</b>	<b>20 562</b>	<b>81</b>	<b>38</b>	<b>23</b>	<b>11</b>	<b>7</b>	<b>2</b>	—	—	—	—	—	—								
421	Wholesale trade, durable goods	419	3 048	13 476	45	23	12	5	3	2	—	—	—	—	—	—								
4211	Motor vehicle, motor vehicle pt & supply whsle	148	1 037	4 275	7	2	1	2	1	1	—	—	—	—	—	—								
42114	Motor vehicle parts (used) whsle (C)	(C)	(D)	(D)	5	2	—	2	—	1	—	—	—	—	—	—								
4218	Machinery, equipment & supplies whsle	158	1 475	6 544	14	6	4	2	1	1	—	—	—	—	—	—								
422	Wholesale trade, nondurable goods	324	1 592	7 086	36	15	11	6	4	—	—	—	—	—	—	—								
4224	Grocery & related product whsle	104	496	2 063	7	4	—	1	2	—	—	—	—	—	—	—								
<b>44-45</b>	<b>Retail trade</b>	<b>3 661</b>	<b>16 623</b>	<b>70 803</b>	<b>379</b>	<b>169</b>	<b>112</b>	<b>63</b>	<b>24</b>	<b>10</b>	—	<b>1</b>	—	—	—	—								
441	Motor vehicle & parts dealers	512	3 631	15 290	44	21	6	8	8	1	—	—	—	—	—	—								
4411	Automobile dealers	282	2 104	9 060	19	9	3	2	4	1	—	—	—	—	—	—								
44111	New car dealers	234	1 815	7 881	7	1	—	1	4	1	—	—	—	—	—	—								
441110	New car dealers	234	1 815	7 881	7	1	—	1	4	1	—	—	—	—	—	—								
4413	Automotive parts, accessories & tire stores (C)	(C)	(D)	(D)	21	10	3	5	3	—	—	—	—	—	—	—								
44132	Tire dealers	109	888	3 016	7	2	1	1	3	—	—	—	—	—	—	—								
441320	Tire dealers	109	888	3 016	7	2	1	1	3	—	—	—	—	—	—	—								
442	Furniture & home furnishing stores	110	431	1 812	21	9	8	4	—	—	—	—	—	—	—	—								
444	Bldg material & garden equip & supp dealers	333	1 890	8 356	42	16	15	9	2	—	—	—	—	—	—	—								
4441	Building material & supplies dealers	237	1 457	6 347	30	12	11	5	2	—	—	—	—	—	—	—								
44419	Other building material dealers	162	1 129	4 901	15	4	5	4	2	—	—	—	—	—	—	—								
444190	Other building material dealers	162	1 129	4 901	15	4	5	4	2	—	—	—	—	—	—	—								
445	Food & beverage stores	852	3 634	15 760	59	29	11	9	4	6	—	—	—	—	—	—								
4451	Grocery stores	823	3 520	15 167	46	19	8	9	4	6	—	—	—	—	—	—								
44511	Grocery (except convenience) stores	764	3 385	14 541	32	10	4	8	4	6	—	—	—	—	—	—								
445110	Grocery (except convenience) stores	764	3 385	14 541	32	10	4	8	4	6	—	—	—	—	—	—								
446	Health & personal care stores	185	899	3 916	22	10	5	4	3	—	—	—	—	—	—	—								
4461	Health & personal care stores	185	899	3 916	22	10	5	4	3	—	—	—	—	—	—	—								
44611	Pharmacies & drug stores	147	786	3 127	13	4	3	3	3	—	—	—	—	—	—	—								
446110	Pharmacies & drug stores	147	786	3 127	13	4	3	3	3	—	—	—	—	—	—	—								
447	Gasoline stations	390	1 159	4 994	49	18	17	12	2	—	—	—	—	—	—	—								
4471	Gasoline stations	390	1 159	4 994	49	18	17	12	2	—	—	—	—	—	—	—								
44711	Gasoline stations with convenience stores	284	773	3 200	39	14	14	11	—	—	—	—	—	—	—	—								
447110	Gasoline stations with convenience stores	284	773	3 200	39	14	14	11	—	—	—	—	—	—	—	—								
44719	Other gasoline stations	106	386	1 794	10	4	3	1	2	—	—	—	—	—	—	—								
447190	Other gasoline stations	106	386	1 794	10	4	3	1	2	—	—	—	—	—	—	—								
448	Clothing & clothing accessories stores	249	817	3 271	43	17	19	6	1	—	—	—	—	—	—	—								
4481	Clothing stores	188	588	2 254	27	8	13	5	1	—	—	—	—	—	—	—								
44814	Family clothing stores	112	365	1 301	10	1	3	5	1	—	—	—	—	—	—	—								
448140	Family clothing stores	112	365	1 301	10	1	3	5	1	—	—	—	—	—	—	—								
451	Sporting goods, hobby, book & music stores	102	310	1 369	22	14	7	—	1	—	—	—	—	—	—	—								
452	General merchandise stores	483	1 904	7 877	8	1	3	—	1	2	—	1	—	—	—	—								
4521	Department stores	430	1 739	7 171	3	—	—	—	—	2	—	1	—	—	—	—								
45211	Department stores	430	1 739	7 171	3	—	—	—	—	2	—	1	—	—	—	—								
452110	Department stores	430	1 739	7 171	3	—	—	—	—	2	—	1	—	—	—	—								
453	Miscellaneous store retailers	315	1 356	5 586	45	19	16	8	1	1	—	—	—	—	—	—								
4539	Other miscellaneous store retailers	140	899	3 614	13	4	4	4	—	1	—	—	—	—	—	—								
45393	Manufactured (mobile) home dealers	108	836	3 346	7	—	3	3	—	1	—	—	—	—	—	—								
453930	Manufactured (mobile) home dealers	108	836	3 346	7	—	3	3	—	1	—	—	—	—	—	—								
<b>48-49</b>	<b>Transportation &amp; warehousing</b>	<b>530</b>	<b>3 019</b>	<b>14 473</b>	<b>109</b>	<b>88</b>	<b>6</b>	<b>12</b>	—	<b>3</b>	—	—	—	—	—	—								
484	Truck transportation	407	2 382	11 494	90	73	5	10	—	2	—	—	—	—	—	—								
4842	Specialized freight trucking	336	2 011	9 890	56	42	4	8	—	2	—	—	—	—	—	—								
48422	Specialized freight (exc used) trucking, local	126	545	2 888	42	36	1	5	—	—	—	—	—	—	—	—								
484220	Specialized freight (exc used) trucking, local	126	545	2 888	42	36	1	5	—	—	—	—	—	—	—	—								
48423	Specialized freight (exc used) trucking, LDist	193	1 378	6 603	11	5	2	2	—	2	—	—	—	—	—	—								
484230	Specialized freight (exc used) trucking, LDist	193	1 378	6 603	11	5	2	2	—	2	—	—	—	—	—	—								
<b>51</b>	<b>Information</b>	<b>302</b>	<b>2 123</b>	<b>9 578</b>	<b>30</b>	<b>19</b>	<b>3</b>	<b>4</b>	<b>3</b>	—	<b>1</b>	—	—	—	—	—								
511	Publishing industries (C)	(C)	(D)	(D)	8	5	—	1	1	—	1	—	—	—	—	—								
5111	Newspaper, periodical, book, database publishers (C)	(C)	(D)	(D)	8	5	—	1	1	—	1	—	—	—	—	—								
51111	Newspaper publishers (C)	(C)	(D)	(D)	4	2	—	1	—	—	1	—	—	—	—	—								
513	Broadcasting & telecommunications	118	989	4 617	19	13	2	2	2	—	—	—	—	—	—	—								
<b>52</b>	<b>Finance &amp; insurance</b>	<b>473</b>	<b>3 850</b>	<b>14 156</b>	<b>67</b>	<b>38</b>	<b>12</b>	<b>13</b>	<b>3</b>	<b>1</b>	—	—	—	—	—	—								
522	Credit intermediation & related activities	282	2 282	8 005	35	11	11	11	2	—	—	—	—	—	—	—								
5221	Depository credit intermediation	260	2 088	7 204	26	3	11	10	2	—	—	—	—	—	—	—								
52211	Commercial banking	185	1 539	4 891	16	—	7	7	2	—	—	—	—	—	—	—								
522110	Commercial banking	185	1 539	4 891	16	—	7	7	2	—	—	—	—	—	—	—								
524	Insurance carriers & related activities	174	1 353	5 221	25	20	1	2	1	1	—	—	—	—	—	—								
<b>53</b>	<b>Real estate &amp; rental &amp; leasing</b>	<b>230</b>	<b>851</b>	<b>3 659</b>	<b>64</b>	<b>49</b>	<b>10</b>	<b>4</b>	<b>1</b>	—	—	—	—	—	—	—								
531	Real estate	160	558	2 410	50	42	5	2	1	—	—	—	—	—	—	—								
<b>54</b>	<b>Professional, scientific &amp; technical services</b>	<b>362</b>	<b>2 059</b>	<b>8 771</b>	<b>93</b>	<b>65</b>	<b>20</b>	<b>7</b>	<b>1</b>	—	—	—	—	—	—	—								
541	Professional, scientific & technical services	362	2 059	8 771	93	65	20	7	1	—	—	—	—	—	—	—								
5411	Legal services	114	918	3 504	25	17	6	1	1	—	—	—	—	—	—	—								

Note: Employment-size classes are indicated as follows: A—0 to 19; B—20 to 99; C—100 to 249; E—250 to 499; F—500 to 999; G—1,000 to 2,499; H—2,500 to 4,999; I—5,000 to 9,999; J—10,000 to 24,999; K—25,000 to 49,999; L—50,000 to 99,999; M—100,000 or more.

**Table 6. Counties—Employees, Payroll, and Establishments by Industry: 1999—Con.**

[Excludes most government employees, railroad employees, and self-employed persons. Size class 1 to 4 includes establishments with payroll, but no employees, during mid-March pay period. (D) denotes figures withheld to avoid disclosing data for individual companies; the data are included in broader industry totals. Detailed industries with 100 or more employees are shown if industry was not a (D). For explanation of terms, abbreviations, and data reliability/comparability, see introductory text]

NAICS code	Industry	Number of employees for week including March 12	Payroll (\$1,000)		Total number of establishments	Number of establishments by employment-size class								
			First quarter	Annual		1 to 4	5 to 9	10 to 19	20 to 49	50 to 99	100 to 249	250 to 499	500 to 999	1,000 or more
<b>LEWIS—Con.</b>														
<b>55</b>	<b>Management of companies &amp; enterprises</b>	<b>(B)</b>	<b>(D)</b>	<b>(D)</b>	<b>6</b>	<b>1</b>	<b>3</b>	<b>2</b>	—	—	—	—	—	—
<b>56</b>	<b>Admin, support, waste mgmt, remediation services</b>	<b>492</b>	<b>2 041</b>	<b>9 236</b>	<b>53</b>	<b>32</b>	<b>13</b>	<b>4</b>	<b>3</b>	—	<b>1</b>	—	—	—
561	Administrative & support services	435	1 562	7 030	49	31	12	3	2	—	1	—	—	—
5613	Employment services	237	922	4 121	4	1	1	1	—	—	1	—	—	—
56132	Temporary help services	(C)	(D)	(D)	3	1	1	—	—	—	1	—	—	—
5617	Services to buildings & dwellings	107	222	1 039	27	19	6	1	1	—	—	—	—	—
<b>61</b>	<b>Educational services</b>	<b>159</b>	<b>484</b>	<b>1 431</b>	<b>14</b>	<b>9</b>	<b>2</b>	<b>1</b>	<b>1</b>	<b>1</b>	—	—	—	—
611	Educational services	159	484	1 431	14	9	2	1	1	1	—	—	—	—
6111	Elementary & secondary schools	(C)	(D)	(D)	3	—	1	—	1	1	—	—	—	—
61111	Elementary & secondary schools	(C)	(D)	(D)	3	—	1	—	1	1	—	—	—	—
<b>62</b>	<b>Health care and social assistance</b>	<b>2 510</b>	<b>16 599</b>	<b>72 988</b>	<b>161</b>	<b>72</b>	<b>38</b>	<b>28</b>	<b>14</b>	<b>5</b>	<b>3</b>	—	<b>1</b>	—
621	Ambulatory health care services	944	7 902	35 308	97	42	28	17	7	3	—	—	—	—
6211	Offices of physicians	387	3 654	15 165	37	14	13	6	2	2	—	—	—	—
62111	Offices of physicians	387	3 654	15 165	37	14	13	6	2	2	—	—	—	—
621111	Offices of physicians (exc mental health)	387	3 654	15 165	37	14	13	6	2	2	—	—	—	—
6212	Offices of dentists	225	1 498	6 718	27	6	11	9	1	—	—	—	—	—
62121	Offices of dentists	225	1 498	6 718	27	6	11	9	1	—	—	—	—	—
621210	Offices of dentists	225	1 498	6 718	27	6	11	9	1	—	—	—	—	—
6214	Outpatient care centers	182	1 943	10 246	6	1	2	—	2	1	—	—	—	—
62149	Other outpatient care centers	(C)	(D)	(D)	3	—	1	—	1	1	—	—	—	—
622	Hospitals	(F)	(D)	(D)	2	—	—	—	—	—	1	—	1	—
6221	General medical & surgical hospitals	(F)	(D)	(D)	2	—	—	—	—	—	1	—	1	—
62211	General medical & surgical hospitals	(F)	(D)	(D)	2	—	—	—	—	—	1	—	1	—
623	Nursing & residential care facilities	590	2 249	9 314	16	3	3	2	4	2	2	—	—	—
6231	Nursing care facilities	405	1 712	7 143	4	—	—	—	—	2	2	—	—	—
62311	Nursing care facilities	405	1 712	7 143	4	—	—	—	—	2	2	—	—	—
623110	Nursing care facilities	405	1 712	7 143	4	—	—	—	—	2	2	—	—	—
6233	Community care facilities for the elderly	185	537	2 171	12	3	3	2	4	—	—	—	—	—
62331	Community care facilities for the elderly	185	537	2 171	12	3	3	2	4	—	—	—	—	—
623312	Homes for the elderly	126	323	1 305	9	3	3	1	2	—	—	—	—	—
624	Social assistance	(E)	(D)	(D)	46	27	7	9	3	—	—	—	—	—
6241	Individual & family services	(C)	(D)	(D)	14	9	2	2	1	—	—	—	—	—
6244	Child day care services	151	290	1 283	28	18	2	7	1	—	—	—	—	—
62441	Child day care services	151	290	1 283	28	18	2	7	1	—	—	—	—	—
624410	Child day care services	151	290	1 283	28	18	2	7	1	—	—	—	—	—
<b>71</b>	<b>Arts, entertainment &amp; recreation</b>	<b>182</b>	<b>294</b>	<b>1 344</b>	<b>23</b>	<b>13</b>	<b>5</b>	<b>4</b>	—	<b>1</b>	—	—	—	—
713	Amusement, gambling & recreation industries	178	279	1 275	20	10	5	4	—	1	—	—	—	—
7139	Other amusement & recreation industries	163	248	1 148	17	8	4	4	—	1	—	—	—	—
71394	Fitness & recreational sports centers	110	116	545	8	3	2	2	—	1	—	—	—	—
713940	Fitness & recreational sports centers	110	116	545	8	3	2	2	—	1	—	—	—	—
<b>72</b>	<b>Accommodation &amp; food services</b>	<b>1 968</b>	<b>4 502</b>	<b>20 353</b>	<b>181</b>	<b>82</b>	<b>31</b>	<b>39</b>	<b>22</b>	<b>7</b>	—	—	—	—
721	Accommodation	147	380	2 081	28	18	3	7	—	—	—	—	—	—
722	Food services & drinking places	1 821	4 122	18 272	153	64	28	32	22	7	—	—	—	—
7221	Full-service restaurants	908	2 360	10 615	59	20	8	17	10	4	—	—	—	—
72211	Full-service restaurants	908	2 360	10 615	59	20	8	17	10	4	—	—	—	—
722110	Full-service restaurants	908	2 360	10 615	59	20	8	17	10	4	—	—	—	—
7222	Limited-service eating places	762	1 473	6 450	59	22	12	10	12	3	—	—	—	—
72221	Limited-service eating places	762	1 473	6 450	59	22	12	10	12	3	—	—	—	—
722211	Limited-service restaurants	682	1 344	5 864	47	17	7	8	12	3	—	—	—	—
<b>81</b>	<b>Other services (except public administration)</b>	<b>843</b>	<b>3 126</b>	<b>14 537</b>	<b>155</b>	<b>99</b>	<b>36</b>	<b>16</b>	<b>3</b>	—	<b>1</b>	—	—	—
811	Repair & maintenance	266	1 105	5 000	57	35	15	6	1	—	—	—	—	—
8111	Automotive repair & maintenance	238	986	4 484	42	22	13	6	1	—	—	—	—	—
81111	Automotive mechanical & electrical R&M	154	594	2 781	29	18	8	2	1	—	—	—	—	—
811111	General automotive repair	143	526	2 491	25	15	7	2	1	—	—	—	—	—
812	Personal & laundry services	236	1 108	5 820	24	15	5	3	—	—	1	—	—	—
8129	Other personal services	164	859	4 771	9	6	2	—	—	—	1	—	—	—
81292	Photofinishing	(C)	(D)	(D)	2	1	—	—	—	—	1	—	—	—
813	Religious, grantmaking, civic, prof & like organizations	341	913	3 717	74	49	16	7	2	—	—	—	—	—
8131	Religious organizations	251	643	2 576	53	35	11	5	2	—	—	—	—	—
81311	Religious organizations	251	643	2 576	53	35	11	5	2	—	—	—	—	—
813110	Religious organizations	251	643	2 576	53	35	11	5	2	—	—	—	—	—
<b>95</b>	<b>Auxiliaries (exc corporate, subsidiary &amp; regional mgt)</b>	<b>(E)</b>	<b>(D)</b>	<b>(D)</b>	<b>3</b>	—	—	—	<b>1</b>	<b>1</b>	—	<b>1</b>	—	—
<b>99</b>	<b>Unclassified establishments</b>	<b>56</b>	<b>138</b>	<b>846</b>	<b>53</b>	<b>49</b>	<b>4</b>	—	—	—	—	—	—	—

Note: Employment-size classes are indicated as follows: A—0 to 19; B—20 to 99; C—100 to 249; E—250 to 499; F—500 to 999; G—1,000 to 2,499; H—2,500 to 4,999; I—5,000 to 9,999; J—10,000 to 24,999; K—25,000 to 49,999; L—50,000 to 99,999; M—100,000 or more.

**Table 6. Counties—Employees, Payroll, and Establishments by Industry: 1999—Con.**

[Excludes most government employees, railroad employees, and self-employed persons. Size class 1 to 4 includes establishments with payroll, but no employees, during mid-March pay period. (D) denotes figures withheld to avoid disclosing data for individual companies; the data are included in broader industry totals. Detailed industries with 100 or more employees are shown if industry was not a (D). For explanation of terms, abbreviations, and data reliability/comparability, see introductory text]

NAICS code	Industry	Number of employees for week including March 12	Payroll (\$1,000)		Total number of establishments	Number of establishments by employment-size class								
			First quarter	Annual		1 to 4	5 to 9	10 to 19	20 to 49	50 to 99	100 to 249	250 to 499	500 to 999	1,000 or more
<b>LINCOLN</b>														
	<b>Total</b> .....	<b>1 846</b>	<b>9 619</b>	<b>42 484</b>	<b>301</b>	<b>200</b>	<b>51</b>	<b>36</b>	<b>11</b>	<b>1</b>	<b>2</b>			
11	Forestry, fishing, hunting, and agriculture support .....	(A)	(D)	(D)	6	5	1	—	—	—	—	—	—	—
22	Utilities .....	(B)	(D)	(D)	3	1	1	—	1	—	—	—	—	—
23	Construction .....	68	355	1 993	29	24	3	2	—	—	—	—	—	—
31-33	Manufacturing .....	(B)	(D)	(D)	7	5	1	1	—	—	—	—	—	—
42	Wholesale trade .....	282	1 603	8 056	35	16	8	7	4	—	—	—	—	—
422	Wholesale trade, nondurable goods .....	236	1 345	6 994	30	14	7	5	4	—	—	—	—	—
4229	Miscellaneous nondurable goods whse .....	126	661	3 442	8	—	3	2	3	—	—	—	—	—
44-45	Retail trade .....	321	1 370	5 646	52	27	13	11	1	—	—	—	—	—
444	Bldg material & garden equip & supp dealers .....	108	677	2 607	13	4	4	5	—	—	—	—	—	—
48-49	Transportation & warehousing .....	36	216	1 094	9	7	1	—	1	—	—	—	—	—
51	Information .....	21	131	599	8	6	2	—	—	—	—	—	—	—
52	Finance & insurance .....	95	640	2 635	26	17	7	2	—	—	—	—	—	—
53	Real estate & rental & leasing .....	22	38	143	6	5	—	1	—	—	—	—	—	—
54	Professional, scientific & technical services .....	103	771	3 216	15	13	—	—	2	—	—	—	—	—
541	Professional, scientific & technical services .....	103	771	3 216	15	13	—	—	2	—	—	—	—	—
55	Management of companies & enterprises .....	(A)	(D)	(D)	1	—	1	—	—	—	—	—	—	—
56	Admin, support, waste mgt, remediation services .....	(A)	(D)	(D)	5	3	1	1	—	—	—	—	—	—
61	Educational services .....	(A)	(D)	(D)	1	—	—	1	—	—	—	—	—	—
62	Health care and social assistance .....	512	2 387	9 611	21	12	2	3	1	1	2	—	—	—
622	Hospitals .....	406	1 775	7 131	3	—	—	—	—	1	2	—	—	—
6221	General medical & surgical hospitals .....	406	1 775	7 131	3	—	—	—	—	1	2	—	—	—
62211	General medical & surgical hospitals .....	406	1 775	7 131	3	—	—	—	—	1	2	—	—	—
622110	General medical & surgical hospitals .....	406	1 775	7 131	3	—	—	—	—	1	2	—	—	—
71	Arts, entertainment & recreation .....	(B)	(D)	(D)	6	4	—	1	1	—	—	—	—	—
72	Accommodation & food services .....	103	146	907	28	18	8	2	—	—	—	—	—	—
81	Other services (except public administration) .....	108	267	1 081	40	34	2	4	—	—	—	—	—	—
99	Unclassified establishments .....	—	—	13	3	3	—	—	—	—	—	—	—	—
<b>MASON</b>														
	<b>Total</b> .....	<b>8 532</b>	<b>44 428</b>	<b>198 372</b>	<b>1 026</b>	<b>646</b>	<b>201</b>	<b>115</b>	<b>41</b>	<b>13</b>	<b>6</b>	<b>4</b>		
11	Forestry, fishing, hunting, and agriculture support .....	243	1 859	8 695	35	19	11	4	—	1	—	—	—	—
113	Forestry and logging .....	(C)	(D)	(D)	26	14	7	4	—	1	—	—	—	—
1133	Logging .....	195	1 627	7 644	23	13	6	3	—	1	—	—	—	—
11331	Logging .....	195	1 627	7 644	23	13	6	3	—	1	—	—	—	—
113310	Logging .....	195	1 627	7 644	23	13	6	3	—	1	—	—	—	—
21	Mining .....	(B)	(D)	(D)	4	2	—	2	—	—	—	—	—	—
22	Utilities .....	(A)	(D)	(D)	6	5	1	—	—	—	—	—	—	—
23	Construction .....	627	3 389	15 702	189	152	26	9	2	—	—	—	—	—
233	Building, developing & general contracting .....	191	842	3 706	81	69	11	1	—	—	—	—	—	—
2332	Residential building construction .....	175	716	3 162	74	63	10	1	—	—	—	—	—	—
23321	Single-family housing construction .....	165	691	3 064	71	61	9	1	—	—	—	—	—	—
233210	Single-family housing construction .....	165	691	3 064	71	61	9	1	—	—	—	—	—	—
235	Special trade contractors .....	412	2 390	11 330	96	72	14	8	2	—	—	—	—	—
31-33	Manufacturing .....	1 619	12 232	55 174	52	21	13	6	5	3	2	2	—	—
311	Food mfg .....	291	1 581	7 848	6	1	2	—	2	—	1	—	—	—
3117	Seafood product preparation & packaging .....	(C)	(D)	(D)	2	—	—	—	1	—	1	—	—	—
31171	Seafood product preparation & packaging .....	(C)	(D)	(D)	2	—	—	—	1	—	1	—	—	—
321	Wood product mfg .....	1 007	8 441	37 130	15	4	2	3	2	1	1	2	—	—
3211	Sawmills & wood preservation .....	512	4 754	21 072	6	1	1	1	1	—	1	1	—	—
32111	Sawmills & wood preservation .....	512	4 754	21 072	6	1	1	1	1	—	1	1	—	—
321113	Sawmills .....	512	4 754	21 072	6	1	1	1	1	—	1	1	—	—
3212	Veneer, plywood & engineered wood product mfg .....	(E)	(D)	(D)	2	—	—	1	—	—	—	1	—	—
32121	Veneer, plywood & engineered wood product mfg .....	(E)	(D)	(D)	2	—	—	1	—	—	—	1	—	—
3219	Other wood product mfg .....	(C)	(D)	(D)	7	3	1	1	1	—	—	—	—	—
32191	Millwork .....	(C)	(D)	(D)	3	—	—	1	1	—	—	—	—	—
332	Fabricated metal product mfg .....	(C)	(D)	(D)	5	1	2	1	—	1	—	—	—	—
336	Transportation equipment mfg .....	(C)	(D)	(D)	5	3	—	1	—	1	—	—	—	—
3364	Aerospace product & parts mfg .....	(C)	(D)	(D)	4	2	—	1	—	1	—	—	—	—
33641	Aerospace product & parts mfg .....	(C)	(D)	(D)	4	2	—	1	—	1	—	—	—	—

Note: Employment-size classes are indicated as follows: A—0 to 19; B—20 to 99; C—100 to 249; E—250 to 499; F—500 to 999; G—1,000 to 2,499; H—2,500 to 4,999; I—5,000 to 9,999; J—10,000 to 24,999; K—25,000 to 49,999; L—50,000 to 99,999; M—100,000 or more.



**Table 6. Counties—Employees, Payroll, and Establishments by Industry: 1999—Con.**

[Excludes most government employees, railroad employees, and self-employed persons. Size class 1 to 4 includes establishments with payroll, but no employees, during mid-March pay period. (D) denotes figures withheld to avoid disclosing data for individual companies; the data are included in broader industry totals. Detailed industries with 100 or more employees are shown if industry was not a (D). For explanation of terms, abbreviations, and data reliability/comparability, see introductory text]

NAICS code	Industry	Number of employees for week including March 12	Payroll (\$1,000)		Total number of establishments	Number of establishments by employment-size class									
			First quarter	Annual		1 to 4	5 to 9	10 to 19	20 to 49	50 to 99	100 to 249	250 to 499	500 to 999	1,000 or more	
<b>MASON—Con.</b>															
<b>42</b>	<b>Wholesale trade</b> .....	<b>319</b>	<b>1 822</b>	<b>9 372</b>	<b>31</b>	<b>15</b>	<b>8</b>	<b>2</b>	<b>5</b>	<b>1</b>	—	—	—	—	
421	Wholesale trade, durable goods .....	134	864	3 535	13	8	1	2	1	1	—	—	—	—	
422	Wholesale trade, nondurable goods .....	185	958	5 837	18	7	7	—	4	—	—	—	—	—	
4229	Miscellaneous nondurable goods whse. ....	176	926	5 738	13	3	6	—	4	—	—	—	—	—	
42293	Flower, nursery stock, florists' supplies whse. (C)	(C)	(D)	(D)	12	3	5	—	4	—	—	—	—	—	
<b>44-45</b>	<b>Retail trade</b> .....	<b>1 338</b>	<b>5 586</b>	<b>25 375</b>	<b>142</b>	<b>77</b>	<b>31</b>	<b>25</b>	<b>5</b>	<b>2</b>	<b>2</b>	—	—	—	
441	Motor vehicle & parts dealers .....	158	903	4 165	24	14	3	6	1	—	—	—	—	—	
444	Bldg material & garden equip & supp dealers .....	110	532	2 388	14	6	4	3	1	—	—	—	—	—	
445	Food & beverage stores .....	240	1 112	5 172	17	11	2	1	1	2	—	—	—	—	
4451	Grocery stores .....	215	993	4 609	10	6	1	—	1	2	—	—	—	—	
44511	Grocery (except convenience) stores .....	186	947	4 390	6	3	1	—	—	2	—	—	—	—	
445110	Grocery (except convenience) stores .....	186	947	4 390	6	3	1	—	—	2	—	—	—	—	
447	Gasoline stations .....	200	555	2 724	23	9	6	7	1	—	—	—	—	—	
4471	Gasoline stations .....	200	555	2 724	23	9	6	7	1	—	—	—	—	—	
44711	Gasoline stations with convenience stores .....	171	471	2 324	18	6	5	6	1	—	—	—	—	—	
447110	Gasoline stations with convenience stores .....	171	471	2 324	18	6	5	6	1	—	—	—	—	—	
452	General merchandise stores .....	(E)	(D)	(D)	6	2	2	—	—	—	2	—	—	—	
4521	Department stores .....	(C)	(D)	(D)	1	—	—	—	—	—	1	—	—	—	
45211	Department stores .....	(C)	(D)	(D)	1	—	—	—	—	—	1	—	—	—	
4529	Other general merchandise stores .....	(C)	(D)	(D)	5	2	2	—	—	—	1	—	—	—	
45291	Warehouse clubs & superstores .....	(C)	(D)	(D)	1	—	—	—	—	—	1	—	—	—	
<b>48-49</b>	<b>Transportation &amp; warehousing</b> .....	<b>164</b>	<b>1 002</b>	<b>4 424</b>	<b>30</b>	<b>19</b>	<b>5</b>	<b>5</b>	<b>1</b>	—	—	—	—	—	
484	Truck transportation .....	134	720	3 265	25	17	3	4	1	—	—	—	—	—	
<b>51</b>	<b>Information</b> .....	<b>106</b>	<b>673</b>	<b>2 701</b>	<b>11</b>	<b>5</b>	<b>2</b>	<b>2</b>	<b>2</b>	—	—	—	—	—	
<b>52</b>	<b>Finance &amp; insurance</b> .....	<b>307</b>	<b>1 865</b>	<b>7 623</b>	<b>37</b>	<b>18</b>	<b>11</b>	<b>5</b>	<b>2</b>	<b>1</b>	—	—	—	—	
522	Credit intermediation & related activities .....	218	1 331	5 539	18	3	9	4	1	1	—	—	—	—	
5221	Depository credit intermediation .....	210	1 274	5 234	15	1	8	4	1	1	—	—	—	—	
52213	Credit unions .....	(C)	(D)	(D)	4	—	—	2	1	1	—	—	—	—	
<b>53</b>	<b>Real estate &amp; rental &amp; leasing</b> .....	<b>224</b>	<b>821</b>	<b>3 579</b>	<b>51</b>	<b>41</b>	<b>7</b>	<b>1</b>	<b>1</b>	<b>1</b>	—	—	—	—	
531	Real estate .....	(C)	(D)	(D)	43	36	4	1	1	1	—	—	—	—	
5311	Lessors of real estate .....	104	344	1 530	19	17	1	—	—	1	—	—	—	—	
<b>54</b>	<b>Professional, scientific &amp; technical services</b> .....	<b>242</b>	<b>1 151</b>	<b>4 658</b>	<b>56</b>	<b>41</b>	<b>10</b>	<b>4</b>	—	<b>1</b>	—	—	—	—	
541	Professional, scientific & technical services .....	242	1 151	4 658	56	41	10	4	—	1	—	—	—	—	
<b>55</b>	<b>Management of companies &amp; enterprises</b> .....	<b>67</b>	<b>1 066</b>	<b>3 160</b>	<b>3</b>	<b>1</b>	—	—	<b>2</b>	—	—	—	—	—	
<b>56</b>	<b>Admin, support, waste mgt, remediation services</b> .....	<b>120</b>	<b>437</b>	<b>2 119</b>	<b>39</b>	<b>33</b>	<b>4</b>	<b>1</b>	<b>1</b>	—	—	—	—	—	
<b>61</b>	<b>Educational services</b> .....	<b>46</b>	<b>256</b>	<b>1 101</b>	<b>6</b>	<b>5</b>	—	—	<b>1</b>	—	—	—	—	—	
<b>62</b>	<b>Health care and social assistance</b> .....	<b>1 015</b>	<b>5 761</b>	<b>24 826</b>	<b>89</b>	<b>49</b>	<b>21</b>	<b>13</b>	<b>4</b>	—	<b>1</b>	<b>1</b>	—	—	
621	Ambulatory health care services .....	333	2 002	8 791	54	29	15	7	3	—	—	—	—	—	
6211	Offices of physicians .....	122	720	3 181	20	12	5	2	1	—	—	—	—	—	
62111	Offices of physicians .....	122	720	3 181	20	12	5	2	1	—	—	—	—	—	
621111	Offices of physicians (exc mental health) .....	122	720	3 181	20	12	5	2	1	—	—	—	—	—	
622	Hospitals .....	(E)	(D)	(D)	1	—	—	—	—	—	—	1	—	—	
6221	General medical & surgical hospitals .....	(E)	(D)	(D)	1	—	—	—	—	—	—	1	—	—	
62211	General medical & surgical hospitals .....	(E)	(D)	(D)	1	—	—	—	—	—	—	1	—	—	
623	Nursing & residential care facilities .....	223	856	3 740	10	4	1	4	—	—	1	—	—	—	
6231	Nursing care facilities .....	(C)	(D)	(D)	2	1	—	—	—	—	1	—	—	—	
62311	Nursing care facilities .....	(C)	(D)	(D)	2	1	—	—	—	—	1	—	—	—	
624	Social assistance .....	(C)	(D)	(D)	24	16	5	2	1	—	—	—	—	—	
<b>71</b>	<b>Arts, entertainment &amp; recreation</b> .....	<b>(E)</b>	<b>(D)</b>	<b>(D)</b>	<b>14</b>	<b>5</b>	<b>4</b>	<b>4</b>	—	—	—	<b>1</b>	—	—	
713	Amusement, gambling & recreation industries .....	(E)	(D)	(D)	11	3	3	4	—	—	—	1	—	—	
7132	Gambling industries .....	(E)	(D)	(D)	1	—	—	—	—	—	—	1	—	—	
71321	Casinos (except hotel casinos) .....	(E)	(D)	(D)	1	—	—	—	—	—	—	1	—	—	
<b>72</b>	<b>Accommodation &amp; food services</b> .....	<b>1 065</b>	<b>2 222</b>	<b>9 954</b>	<b>100</b>	<b>42</b>	<b>22</b>	<b>24</b>	<b>9</b>	<b>2</b>	<b>1</b>	—	—	—	
721	Accommodation .....	118	302	1 596	16	9	5	1	—	1	—	—	—	—	
722	Food services & drinking places .....	947	1 920	8 358	84	33	17	23	9	1	1	—	—	—	
7221	Full-service restaurants .....	568	1 235	5 575	36	8	7	15	4	1	1	—	—	—	
72211	Full-service restaurants .....	568	1 235	5 575	36	8	7	15	4	1	1	—	—	—	
722110	Full-service restaurants .....	568	1 235	5 575	36	8	7	15	4	1	1	—	—	—	
7222	Limited-service eating places .....	325	583	2 373	31	11	7	8	5	—	—	—	—	—	
72221	Limited-service eating places .....	325	583	2 373	31	11	7	8	5	—	—	—	—	—	
722211	Limited-service restaurants .....	278	528	2 128	22	6	5	6	5	—	—	—	—	—	

Note: Employment-size classes are indicated as follows: A—0 to 19; B—20 to 99; C—100 to 249; E—250 to 499; F—500 to 999; G—1,000 to 2,499; H—2,500 to 4,999; I—5,000 to 9,999; J—10,000 to 24,999; K—25,000 to 49,999; L—50,000 to 99,999; M—100,000 or more.

**Table 6. Counties—Employees, Payroll, and Establishments by Industry: 1999—Con.**

[Excludes most government employees, railroad employees, and self-employed persons. Size class 1 to 4 includes establishments with payroll, but no employees, during mid-March pay period. (D) denotes figures withheld to avoid disclosing data for individual companies; the data are included in broader industry totals. Detailed industries with 100 or more employees are shown if industry was not a (D). For explanation of terms, abbreviations, and data reliability/comparability, see introductory text]

NAICS code	Industry	Number of employees for week including March 12	Payroll (\$1,000)		Total number of establishments	Number of establishments by employment-size class								
			First quarter	Annual		1 to 4	5 to 9	10 to 19	20 to 49	50 to 99	100 to 249	250 to 499	500 to 999	1,000 or more
<b>MASON—Con.</b>														
<b>81</b>	<b>Other services (except public administration)</b>	<b>418</b>	<b>1 369</b>	<b>6 069</b>	<b>106</b>	<b>75</b>	<b>23</b>	<b>7</b>	<b>1</b>	—	—	—	—	—
811	Repair & maintenance	136	526	2 279	36	25	8	3	—	—	—	—	—	—
8111	Automotive repair & maintenance	103	414	1 716	27	17	8	2	—	—	—	—	—	—
813	Religious, grantmaking, civic, prof & like organizations	207	550	2 507	44	28	12	3	1	—	—	—	—	—
8131	Religious organizations	126	351	1 517	21	12	5	3	1	—	—	—	—	—
81311	Religious organizations	126	351	1 517	21	12	5	3	1	—	—	—	—	—
813110	Religious organizations	126	351	1 517	21	12	5	3	1	—	—	—	—	—
<b>95</b>	<b>Auxiliaries (exc corporate, subsidiary &amp; regional mgt)</b>	<b>(B)</b>	<b>(D)</b>	<b>(D)</b>	<b>2</b>	—	—	<b>1</b>	—	<b>1</b>	—	—	—	—
<b>99</b>	<b>Unclassified establishments</b>	<b>16</b>	<b>37</b>	<b>386</b>	<b>23</b>	<b>21</b>	<b>2</b>	—	—	—	—	—	—	—
<b>OKANOGAN</b>														
	<b>Total</b>	<b>8 617</b>	<b>38 505</b>	<b>173 988</b>	<b>1 037</b>	<b>685</b>	<b>187</b>	<b>97</b>	<b>44</b>	<b>10</b>	<b>10</b>	<b>3</b>	<b>1</b>	—
<b>11</b>	<b>Forestry, fishing, hunting, and agriculture support</b>	<b>293</b>	<b>1 199</b>	<b>5 360</b>	<b>30</b>	<b>22</b>	<b>3</b>	<b>2</b>	—	<b>2</b>	<b>1</b>	—	—	—
113	Forestry and logging	115	574	2 773	17	11	3	2	—	1	—	—	—	—
1133	Logging	115	574	2 773	17	11	3	2	—	1	—	—	—	—
11331	Logging	115	574	2 773	17	11	3	2	—	1	—	—	—	—
113310	Logging	115	574	2 773	17	11	3	2	—	1	—	—	—	—
115	Agriculture & forestry support activities	(C)	(D)	(D)	12	10	—	—	—	1	1	—	—	—
1151	Crop production support activities	174	614	2 465	6	4	—	—	—	1	1	—	—	—
11511	Crop production support activities	174	614	2 465	6	4	—	—	—	1	1	—	—	—
<b>21</b>	<b>Mining</b>	<b>44</b>	<b>412</b>	<b>1 352</b>	<b>6</b>	<b>3</b>	<b>1</b>	<b>1</b>	<b>1</b>	—	—	—	—	—
<b>22</b>	<b>Utilities</b>	<b>(B)</b>	<b>(D)</b>	<b>(D)</b>	<b>6</b>	<b>4</b>	<b>1</b>	<b>1</b>	—	—	—	—	—	—
<b>23</b>	<b>Construction</b>	<b>354</b>	<b>1 472</b>	<b>9 343</b>	<b>153</b>	<b>130</b>	<b>18</b>	<b>5</b>	—	—	—	—	—	—
233	Building, developing & general contracting	179	707	4 368	70	59	9	2	—	—	—	—	—	—
2332	Residential building construction	150	554	3 585	58	49	7	2	—	—	—	—	—	—
23321	Single-family housing construction	142	515	3 373	55	46	7	2	—	—	—	—	—	—
233210	Single-family housing construction	142	515	3 373	55	46	7	2	—	—	—	—	—	—
235	Special trade contractors	137	608	3 667	78	69	8	1	—	—	—	—	—	—
<b>31-33</b>	<b>Manufacturing</b>	<b>584</b>	<b>3 758</b>	<b>18 805</b>	<b>24</b>	<b>11</b>	<b>8</b>	<b>2</b>	<b>1</b>	—	<b>1</b>	<b>1</b>	—	—
321	Wood product mfg	518	3 498	17 240	6	—	2	1	1	—	1	1	—	—
3211	Sawmills & wood preservation	(C)	(D)	(D)	3	—	—	1	—	1	—	—	—	—
32111	Sawmills & wood preservation	(C)	(D)	(D)	3	—	—	1	—	1	—	—	—	—
3212	Veneer, plywood & engineered wood product mfg	(E)	(D)	(D)	1	—	—	—	—	—	—	1	—	—
32121	Veneer, plywood & engineered wood product mfg	(E)	(D)	(D)	1	—	—	—	—	—	—	1	—	—
<b>42</b>	<b>Wholesale trade</b>	<b>1 111</b>	<b>4 887</b>	<b>20 562</b>	<b>39</b>	<b>17</b>	<b>9</b>	<b>5</b>	<b>4</b>	<b>1</b>	<b>1</b>	<b>2</b>	—	—
421	Wholesale trade, durable goods	118	844	4 158	15	6	5	3	1	—	—	—	—	—
422	Wholesale trade, nondurable goods	993	4 043	16 404	24	11	4	2	3	1	1	2	—	—
4224	Grocery & related product whse	874	3 443	13 773	9	3	1	1	—	1	1	2	—	—
42248	Fresh fruit & vegetable whse	(F)	(D)	(D)	7	2	1	—	—	1	1	2	—	—
<b>44-45</b>	<b>Retail trade</b>	<b>1 595</b>	<b>6 236</b>	<b>26 825</b>	<b>179</b>	<b>93</b>	<b>45</b>	<b>26</b>	<b>11</b>	<b>3</b>	<b>1</b>	—	—	—
441	Motor vehicle & parts dealers	217	1 005	4 132	30	13	10	6	1	—	—	—	—	—
4413	Automotive parts, accessories & tire stores	116	540	2 160	19	8	8	3	—	—	—	—	—	—
444	Bldg material & garden equip & supp dealers	162	776	3 616	25	13	5	6	1	—	—	—	—	—
4441	Building material & supplies dealers	148	620	3 064	20	10	3	6	1	—	—	—	—	—
445	Food & beverage stores	469	1 955	8 585	28	12	4	4	5	3	—	—	—	—
4451	Grocery stores	454	1 832	8 217	23	9	2	4	5	3	—	—	—	—
44511	Grocery (except convenience) stores	445	1 815	8 143	18	4	2	4	5	3	—	—	—	—
445110	Grocery (except convenience) stores	445	1 815	8 143	18	4	2	4	5	3	—	—	—	—
446	Health & personal care stores	118	418	1 735	12	4	3	4	1	—	—	—	—	—
4461	Health & personal care stores	118	418	1 735	12	4	3	4	1	—	—	—	—	—
44611	Pharmacies & drug stores	101	386	1 612	9	2	3	3	1	—	—	—	—	—
446110	Pharmacies & drug stores	101	386	1 612	9	2	3	3	1	—	—	—	—	—
447	Gasoline stations	207	508	2 321	26	10	9	5	2	—	—	—	—	—
4471	Gasoline stations	207	508	2 321	26	10	9	5	2	—	—	—	—	—
44711	Gasoline stations with convenience stores	168	407	1 715	19	6	7	4	2	—	—	—	—	—
447110	Gasoline stations with convenience stores	168	407	1 715	19	6	7	4	2	—	—	—	—	—
452	General merchandise stores	(C)	(D)	(D)	5	3	—	—	—	1	—	—	—	—
4521	Department stores	(C)	(D)	(D)	1	—	—	—	—	—	1	—	—	—
45211	Department stores	(C)	(D)	(D)	1	—	—	—	—	—	1	—	—	—
<b>48-49</b>	<b>Transportation &amp; warehousing</b>	<b>435</b>	<b>1 701</b>	<b>6 402</b>	<b>24</b>	<b>12</b>	<b>7</b>	<b>2</b>	<b>1</b>	—	<b>2</b>	—	—	—
493	Warehousing & storage	(E)	(D)	(D)	3	1	—	—	—	—	2	—	—	—
4931	Warehousing & storage	(E)	(D)	(D)	3	1	—	—	—	—	2	—	—	—
49312	Refrigerated warehousing & storage	(E)	(D)	(D)	2	—	—	—	—	—	2	—	—	—
<b>51</b>	<b>Information</b>	<b>191</b>	<b>1 282</b>	<b>5 730</b>	<b>20</b>	<b>9</b>	<b>5</b>	<b>4</b>	<b>1</b>	<b>1</b>	—	—	—	—
513	Broadcasting & telecommunications	116	1 070	4 796	12	6	3	2	—	1	—	—	—	—

Note: Employment-size classes are indicated as follows: A—0 to 19; B—20 to 99; C—100 to 249; E—250 to 499; F—500 to 2,499; G—1,000 to 2,499; H—2,500 to 4,999; I—5,000 to 9,999; J—10,000 to 24,999; K—25,000 to 49,999; L—50,000 to 99,999; M—100,000 or more.

**Table 6. Counties—Employees, Payroll, and Establishments by Industry: 1999—Con.**

[Excludes most government employees, railroad employees, and self-employed persons. Size class 1 to 4 includes establishments with payroll, but no employees, during mid-March pay period. (D) denotes figures withheld to avoid disclosing data for individual companies; the data are included in broader industry totals. Detailed industries with 100 or more employees are shown if industry was not a (D). For explanation of terms, abbreviations, and data reliability/comparability, see introductory text]

NAICS code	Industry	Number of employees for week including March 12	Payroll (\$1,000)		Total number of establishments	Number of establishments by employment-size class								
			First quarter	Annual		1 to 4	5 to 9	10 to 19	20 to 49	50 to 99	100 to 249	250 to 499	500 to 999	1,000 or more
<b>OKANOGAN—Con.</b>														
<b>52</b>	<b>Finance &amp; insurance</b> .....	<b>204</b>	<b>1 631</b>	<b>5 337</b>	<b>39</b>	<b>19</b>	<b>13</b>	<b>7</b>	—	—	—	—	—	—
522	Credit intermediation & related activities .....	146	1 283	3 937	19	4	8	7	—	—	—	—	—	—
5221	Depository credit intermediation .....	141	1 256	3 830	16	1	8	7	—	—	—	—	—	—
<b>53</b>	<b>Real estate &amp; rental &amp; leasing</b> .....	<b>104</b>	<b>314</b>	<b>1 328</b>	<b>45</b>	<b>38</b>	<b>5</b>	<b>2</b>	—	—	—	—	—	—
<b>54</b>	<b>Professional, scientific &amp; technical services</b> .....	<b>208</b>	<b>1 057</b>	<b>4 991</b>	<b>66</b>	<b>50</b>	<b>11</b>	<b>4</b>	<b>1</b>	—	—	—	—	—
541	Professional, scientific & technical services .....	208	1 057	4 991	66	50	11	4	1	—	—	—	—	—
<b>56</b>	<b>Admin, support, waste mgt, remediation services</b> .....	<b>97</b>	<b>404</b>	<b>2 781</b>	<b>36</b>	<b>32</b>	<b>3</b>	<b>1</b>	—	—	—	—	—	—
<b>61</b>	<b>Educational services</b> .....	<b>90</b>	<b>434</b>	<b>2 186</b>	<b>6</b>	<b>4</b>	—	—	<b>1</b>	<b>1</b>	—	—	—	—
<b>62</b>	<b>Health care and social assistance</b> .....	<b>1 415</b>	<b>7 809</b>	<b>34 152</b>	<b>107</b>	<b>56</b>	<b>23</b>	<b>14</b>	<b>9</b>	<b>2</b>	<b>3</b>	—	—	—
621	Ambulatory health care services .....	589	3 742	16 464	60	29	14	9	7	1	—	—	—	—
6211	Offices of physicians .....	203	1 804	7 714	10	2	3	2	2	1	—	—	—	—
62111	Offices of physicians .....	203	1 804	7 714	10	2	3	2	2	1	—	—	—	—
621111	Offices of physicians (exc mental health) .....	203	1 804	7 714	10	2	3	2	2	1	—	—	—	—
6212	Offices of dentists .....	100	454	1 830	18	8	8	2	—	—	—	—	—	—
62121	Offices of dentists .....	100	454	1 830	18	8	8	2	—	—	—	—	—	—
621210	Offices of dentists .....	100	454	1 830	18	8	8	2	—	—	—	—	—	—
6214	Outpatient care centers .....	(C)	(D)	(D)	7	1	1	2	3	—	—	—	—	—
62149	Other outpatient care centers .....	(C)	(D)	(D)	5	—	—	2	3	—	—	—	—	—
622	Hospitals .....	495	2 935	12 989	3	—	—	—	—	—	3	—	—	—
6221	General medical & surgical hospitals .....	495	2 935	12 989	3	—	—	—	—	—	3	—	—	—
62211	General medical & surgical hospitals .....	495	2 935	12 989	3	—	—	—	—	—	3	—	—	—
622110	General medical & surgical hospitals .....	495	2 935	12 989	3	—	—	—	—	—	3	—	—	—
623	Nursing & residential care facilities .....	151	670	2 743	11	7	—	2	1	1	—	—	—	—
6231	Nursing care facilities .....	(C)	(D)	(D)	2	—	—	—	1	1	—	—	—	—
62311	Nursing care facilities .....	(C)	(D)	(D)	2	—	—	—	1	1	—	—	—	—
624	Social assistance .....	180	462	1 956	33	20	9	3	1	—	—	—	—	—
<b>71</b>	<b>Arts, entertainment &amp; recreation</b> .....	<b>(F)</b>	<b>(D)</b>	<b>(D)</b>	<b>21</b>	<b>13</b>	<b>3</b>	<b>3</b>	<b>1</b>	—	—	—	<b>1</b>	—
713	Amusement, gambling & recreation industries .....	(F)	(D)	(D)	17	9	3	3	1	—	—	—	1	—
7132	Gambling industries .....	(F)	(D)	(D)	2	—	1	—	—	—	—	—	1	—
71321	Casinos (except hotel casinos) .....	(F)	(D)	(D)	1	—	—	—	—	—	—	—	1	—
<b>72</b>	<b>Accommodation &amp; food services</b> .....	<b>966</b>	<b>2 216</b>	<b>11 145</b>	<b>112</b>	<b>67</b>	<b>15</b>	<b>16</b>	<b>13</b>	—	<b>1</b>	—	—	—
721	Accommodation .....	339	1 036	5 264	35	23	6	2	3	—	1	—	—	—
7211	Traveler accommodation .....	(E)	(D)	(D)	26	14	6	2	3	—	1	—	—	—
72111	Hotels (exc casino hotels) & motels .....	331	1 030	5 069	24	12	6	2	3	—	1	—	—	—
721110	Hotels (exc casino hotels) & motels .....	331	1 030	5 069	24	12	6	2	3	—	1	—	—	—
722	Food services & drinking places .....	627	1 180	5 881	77	44	9	14	10	—	—	—	—	—
7221	Full-service restaurants .....	298	607	3 347	44	25	6	10	3	—	—	—	—	—
72211	Full-service restaurants .....	298	607	3 347	44	25	6	10	3	—	—	—	—	—
722110	Full-service restaurants .....	298	607	3 347	44	25	6	10	3	—	—	—	—	—
7222	Limited-service eating places .....	273	442	1 990	18	7	1	4	6	—	—	—	—	—
72221	Limited-service eating places .....	273	442	1 990	18	7	1	4	6	—	—	—	—	—
722211	Limited-service restaurants .....	254	414	1 862	13	4	—	3	6	—	—	—	—	—
<b>81</b>	<b>Other services (except public administration)</b> .....	<b>282</b>	<b>855</b>	<b>3 882</b>	<b>104</b>	<b>85</b>	<b>17</b>	<b>2</b>	—	—	—	—	—	—
811	Repair & maintenance .....	107	456	2 106	41	34	7	—	—	—	—	—	—	—
813	Religious, grantmaking, civic, prof & like organizations .....	140	316	1 345	46	35	9	2	—	—	—	—	—	—
<b>95</b>	<b>Auxiliaries (exc corporate, subsidiary &amp; regional mgt)</b> .....	<b>(A)</b>	<b>(D)</b>	<b>(D)</b>	<b>1</b>	<b>1</b>	—	—	—	—	—	—	—	—
<b>99</b>	<b>Unclassified establishments</b> .....	<b>3</b>	<b>2</b>	<b>242</b>	<b>19</b>	<b>19</b>	—	—	—	—	—	—	—	—
<b>PACIFIC</b>														
	<b>Total</b> .....	<b>4 253</b>	<b>17 717</b>	<b>79 271</b>	<b>665</b>	<b>449</b>	<b>117</b>	<b>58</b>	<b>29</b>	<b>7</b>	<b>5</b>	—	—	—
<b>11</b>	<b>Forestry, fishing, hunting, and agriculture support</b> .....	<b>259</b>	<b>1 511</b>	<b>5 975</b>	<b>40</b>	<b>25</b>	<b>10</b>	<b>2</b>	<b>2</b>	<b>1</b>	—	—	—	—
113	Forestry and logging .....	119	1 139	3 964	19	11	5	2	1	—	—	—	—	—
1133	Logging .....	119	1 139	3 964	19	11	5	2	1	—	—	—	—	—
11331	Logging .....	119	1 139	3 964	19	11	5	2	1	—	—	—	—	—
113310	Logging .....	119	1 139	3 964	19	11	5	2	1	—	—	—	—	—
<b>21</b>	<b>Mining</b> .....	<b>(A)</b>	<b>(D)</b>	<b>(D)</b>	<b>2</b>	—	<b>2</b>	—	—	—	—	—	—	—
<b>22</b>	<b>Utilities</b> .....	<b>(A)</b>	<b>(D)</b>	<b>(D)</b>	<b>4</b>	<b>3</b>	<b>1</b>	—	—	—	—	—	—	—
<b>23</b>	<b>Construction</b> .....	<b>210</b>	<b>722</b>	<b>3 563</b>	<b>72</b>	<b>59</b>	<b>11</b>	<b>1</b>	<b>1</b>	—	—	—	—	—
233	Building, developing & general contracting .....	105	272	1 272	33	28	4	—	1	—	—	—	—	—

Note: Employment-size classes are indicated as follows: A—0 to 19; B—20 to 99; C—100 to 249; E—250 to 499; F—500 to 999; G—1,000 to 2,499; H—2,500 to 4,999; I—5,000 to 9,999; J—10,000 to 24,999; K—25,000 to 49,999; L—50,000 to 99,999; M—100,000 or more.

**Table 6. Counties—Employees, Payroll, and Establishments by Industry: 1999—Con.**

[Excludes most government employees, railroad employees, and self-employed persons. Size class 1 to 4 includes establishments with payroll, but no employees, during mid-March pay period. (D) denotes figures withheld to avoid disclosing data for individual companies; the data are included in broader industry totals. Detailed industries with 100 or more employees are shown if industry was not a (D). For explanation of terms, abbreviations, and data reliability/comparability, see introductory text]

NAICS code	Industry	Number of employees for week including March 12	Payroll (\$1,000)		Total number of establishments	Number of establishments by employment-size class									
			First quarter	Annual		1 to 4	5 to 9	10 to 19	20 to 49	50 to 99	100 to 249	250 to 499	500 to 999	1,000 or more	
<b>PACIFIC—Con.</b>															
<b>31-33</b>	<b>Manufacturing</b>	<b>769</b>	<b>4 022</b>	<b>19 877</b>	<b>34</b>	<b>17</b>	<b>3</b>	<b>5</b>	<b>5</b>	<b>2</b>	<b>2</b>				
311	Food mfg	414	1 429	6 999	13	3	1	3	4	1	1				
3117	Seafood product preparation & packaging	388	1 376	6 732	9	1	—	2	4	1	1				
31171	Seafood product preparation & packaging	388	1 376	6 732	9	1	—	2	4	1	1				
321	Wood product mfg	(E)	(D)	(D)	6	3	—	1	—	1	1				
3211	Sawmills & wood preservation	(E)	(D)	(D)	5	2	—	1	—	1	1				
32111	Sawmills & wood preservation	(E)	(D)	(D)	5	2	—	1	—	1	1				
<b>42</b>	<b>Wholesale trade</b>	<b>110</b>	<b>341</b>	<b>1 756</b>	<b>14</b>	<b>10</b>	<b>1</b>	<b>—</b>	<b>3</b>	<b>—</b>	<b>—</b>	<b>—</b>	<b>—</b>	<b>—</b>	
422	Wholesale trade, nondurable goods	102	302	1 564	9	5	1	—	3	—	—	—	—	—	
<b>44-45</b>	<b>Retail trade</b>	<b>640</b>	<b>2 335</b>	<b>10 946</b>	<b>116</b>	<b>76</b>	<b>21</b>	<b>12</b>	<b>5</b>	<b>2</b>	<b>—</b>	<b>—</b>	<b>—</b>	<b>—</b>	
444	Bldg material & garden equip & supp dealers	102	437	1 763	10	6	1	2	—	1	—	—	—	—	
4441	Building material & supplies dealers	(C)	(D)	(D)	9	5	1	2	—	1	—	—	—	—	
445	Food & beverage stores	211	770	3 469	26	15	4	3	3	1	—	—	—	—	
4451	Grocery stores	201	755	3 368	18	7	4	3	3	1	—	—	—	—	
44511	Grocery (except convenience) stores	185	718	3 204	13	4	2	3	3	1	—	—	—	—	
445110	Grocery (except convenience) stores	185	718	3 204	13	4	2	3	3	1	—	—	—	—	
<b>48-49</b>	<b>Transportation &amp; warehousing</b>	<b>(B)</b>	<b>(D)</b>	<b>(D)</b>	<b>15</b>	<b>14</b>	<b>—</b>	<b>1</b>	<b>—</b>	<b>—</b>	<b>—</b>	<b>—</b>	<b>—</b>	<b>—</b>	
<b>51</b>	<b>Information</b>	<b>83</b>	<b>379</b>	<b>1 631</b>	<b>11</b>	<b>4</b>	<b>6</b>	<b>—</b>	<b>1</b>	<b>—</b>	<b>—</b>	<b>—</b>	<b>—</b>	<b>—</b>	
<b>52</b>	<b>Finance &amp; insurance</b>	<b>189</b>	<b>1 479</b>	<b>4 910</b>	<b>30</b>	<b>13</b>	<b>10</b>	<b>6</b>	<b>1</b>	<b>—</b>	<b>—</b>	<b>—</b>	<b>—</b>	<b>—</b>	
522	Credit intermediation & related activities	131	1 171	3 702	18	6	7	4	1	—	—	—	—	—	
5221	Depository credit intermediation	(C)	(D)	(D)	15	4	6	4	1	—	—	—	—	—	
<b>53</b>	<b>Real estate &amp; rental &amp; leasing</b>	<b>47</b>	<b>123</b>	<b>438</b>	<b>19</b>	<b>17</b>	<b>—</b>	<b>2</b>	<b>—</b>	<b>—</b>	<b>—</b>	<b>—</b>	<b>—</b>	<b>—</b>	
<b>54</b>	<b>Professional, scientific &amp; technical services</b>	<b>76</b>	<b>370</b>	<b>1 728</b>	<b>33</b>	<b>31</b>	<b>—</b>	<b>2</b>	<b>—</b>	<b>—</b>	<b>—</b>	<b>—</b>	<b>—</b>	<b>—</b>	
<b>55</b>	<b>Management of companies &amp; enterprises</b>	<b>(A)</b>	<b>(D)</b>	<b>(D)</b>	<b>1</b>	<b>1</b>	<b>—</b>	<b>—</b>	<b>—</b>	<b>—</b>	<b>—</b>	<b>—</b>	<b>—</b>	<b>—</b>	
<b>56</b>	<b>Admin, support, waste mgt, remediation services</b>	<b>74</b>	<b>376</b>	<b>1 563</b>	<b>25</b>	<b>19</b>	<b>4</b>	<b>2</b>	<b>—</b>	<b>—</b>	<b>—</b>	<b>—</b>	<b>—</b>	<b>—</b>	
<b>61</b>	<b>Educational services</b>	<b>(B)</b>	<b>(D)</b>	<b>(D)</b>	<b>3</b>	<b>1</b>	<b>—</b>	<b>1</b>	<b>1</b>	<b>—</b>	<b>—</b>	<b>—</b>	<b>—</b>	<b>—</b>	
<b>62</b>	<b>Health care and social assistance</b>	<b>566</b>	<b>3 036</b>	<b>12 002</b>	<b>44</b>	<b>27</b>	<b>8</b>	<b>4</b>	<b>1</b>	<b>2</b>	<b>2</b>	<b>—</b>	<b>—</b>	<b>—</b>	
621	Ambulatory health care services	111	579	2 390	28	19	7	2	—	—	—	—	—	—	
622	Hospitals	(C)	(D)	(D)	2	—	—	—	—	2	—	—	—	—	
6221	General medical & surgical hospitals	(C)	(D)	(D)	2	—	—	—	—	2	—	—	—	—	
62211	General medical & surgical hospitals	(C)	(D)	(D)	2	—	—	—	—	2	—	—	—	—	
623	Nursing & residential care facilities	(C)	(D)	(D)	3	1	—	—	1	1	—	—	—	—	
624	Social assistance	114	319	1 342	11	7	1	2	—	1	—	—	—	—	
<b>71</b>	<b>Arts, entertainment &amp; recreation</b>	<b>65</b>	<b>172</b>	<b>1 053</b>	<b>19</b>	<b>12</b>	<b>6</b>	<b>1</b>	<b>—</b>	<b>—</b>	<b>—</b>	<b>—</b>	<b>—</b>	<b>—</b>	
<b>72</b>	<b>Accommodation &amp; food services</b>	<b>832</b>	<b>1 872</b>	<b>8 937</b>	<b>108</b>	<b>60</b>	<b>23</b>	<b>16</b>	<b>8</b>	<b>—</b>	<b>1</b>	<b>—</b>	<b>—</b>	<b>—</b>	
721	Accommodation	183	401	1 942	31	21	4	4	2	—	—	—	—	—	
7211	Traveler accommodation	164	335	1 607	22	14	2	4	2	—	—	—	—	—	
72111	Hotels (exc casino hotels) & motels	143	288	1 383	17	11	1	3	2	—	—	—	—	—	
721110	Hotels (exc casino hotels) & motels	143	288	1 383	17	11	1	3	2	—	—	—	—	—	
722	Food services & drinking places	649	1 471	6 995	77	39	19	12	6	—	1	—	—	—	
7221	Full-service restaurants	435	1 044	5 065	36	12	9	11	3	—	1	—	—	—	
72211	Full-service restaurants	435	1 044	5 065	36	12	9	11	3	—	1	—	—	—	
722110	Full-service restaurants	435	1 044	5 065	36	12	9	11	3	—	1	—	—	—	
7222	Limited-service eating places	153	296	1 316	24	16	5	—	3	—	—	—	—	—	
72221	Limited-service eating places	153	296	1 316	24	16	5	—	3	—	—	—	—	—	
722211	Limited-service restaurants	142	276	1 187	18	11	4	—	3	—	—	—	—	—	
<b>81</b>	<b>Other services (except public administration)</b>	<b>216</b>	<b>602</b>	<b>2 556</b>	<b>59</b>	<b>44</b>	<b>11</b>	<b>3</b>	<b>1</b>	<b>—</b>	<b>—</b>	<b>—</b>	<b>—</b>	<b>—</b>	
813	Religious, grantmaking, civic, prof & like organizations	145	331	1 394	38	29	5	3	1	—	—	—	—	—	
<b>99</b>	<b>Unclassified establishments</b>	<b>5</b>	<b>8</b>	<b>66</b>	<b>16</b>	<b>16</b>	<b>—</b>	<b>—</b>	<b>—</b>	<b>—</b>	<b>—</b>	<b>—</b>	<b>—</b>	<b>—</b>	
<b>PEND OREILLE</b>															
	<b>Total</b>	<b>1 524</b>	<b>9 693</b>	<b>41 892</b>	<b>233</b>	<b>159</b>	<b>48</b>	<b>16</b>	<b>4</b>	<b>4</b>	<b>2</b>	<b>—</b>	<b>—</b>	<b>—</b>	
<b>11</b>	<b>Forestry, fishing, hunting, and agriculture support</b>	<b>(B)</b>	<b>(D)</b>	<b>(D)</b>	<b>15</b>	<b>9</b>	<b>3</b>	<b>2</b>	<b>1</b>	<b>—</b>	<b>—</b>	<b>—</b>	<b>—</b>	<b>—</b>	
<b>21</b>	<b>Mining</b>	<b>11</b>	<b>71</b>	<b>599</b>	<b>3</b>	<b>2</b>	<b>1</b>	<b>—</b>	<b>—</b>	<b>—</b>	<b>—</b>	<b>—</b>	<b>—</b>	<b>—</b>	
<b>23</b>	<b>Construction</b>	<b>111</b>	<b>473</b>	<b>2 167</b>	<b>35</b>	<b>32</b>	<b>2</b>	<b>—</b>	<b>—</b>	<b>1</b>	<b>—</b>	<b>—</b>	<b>—</b>	<b>—</b>	
<b>31-33</b>	<b>Manufacturing</b>	<b>321</b>	<b>4 332</b>	<b>17 188</b>	<b>9</b>	<b>4</b>	<b>2</b>	<b>—</b>	<b>1</b>	<b>1</b>	<b>1</b>	<b>—</b>	<b>—</b>	<b>—</b>	
322	Paper mfg	(C)	(D)	(D)	1	—	—	—	—	—	1	—	—	—	
3221	Pulp, paper & paperboard mills	(C)	(D)	(D)	1	—	—	—	—	—	1	—	—	—	
32212	Paper mills	(C)	(D)	(D)	1	—	—	—	—	—	1	—	—	—	
<b>42</b>	<b>Wholesale trade</b>	<b>8</b>	<b>30</b>	<b>150</b>	<b>5</b>	<b>5</b>	<b>—</b>	<b>—</b>	<b>—</b>	<b>—</b>	<b>—</b>	<b>—</b>	<b>—</b>	<b>—</b>	
<b>44-45</b>	<b>Retail trade</b>	<b>197</b>	<b>787</b>	<b>3 364</b>	<b>33</b>	<b>19</b>	<b>11</b>	<b>2</b>	<b>—</b>	<b>1</b>	<b>—</b>	<b>—</b>	<b>—</b>	<b>—</b>	
445	Food & beverage stores	104	472	2 058	9	4	4	—	—	1	—	—	—	—	
4451	Grocery stores	(C)	(D)	(D)	7	2	4	—	—	1	—	—	—	—	

Note: Employment-size classes are indicated as follows: A—0 to 19; B—20 to 99; C—100 to 249; E—250 to 499; F—500 to 999; G—1,000 to 2,499; H—2,500 to 4,999; I—5,000 to 9,999; J—10,000 to 24,999; K—25,000 to 49,999; L—50,000 to 99,999; M—100,000 or more.

**Table 6. Counties—Employees, Payroll, and Establishments by Industry: 1999—Con.**

[Excludes most government employees, railroad employees, and self-employed persons. Size class 1 to 4 includes establishments with payroll, but no employees, during mid-March pay period. (D) denotes figures withheld to avoid disclosing data for individual companies; the data are included in broader industry totals. Detailed industries with 100 or more employees are shown if industry was not a (D). For explanation of terms, abbreviations, and data reliability/comparability, see introductory text]

NAICS code	Industry	Number of employees for week including March 12	Payroll (\$1,000)		Total number of establishments	Number of establishments by employment-size class								
			First quarter	Annual		1 to 4	5 to 9	10 to 19	20 to 49	50 to 99	100 to 249	250 to 499	500 to 999	1,000 or more
<b>PEND OREILLE—Con.</b>														
48-49	Transportation & warehousing .....	(A)	(D)	(D)	8	6	2	—	—	—	—	—	—	—
51	Information .....	45	180	787	6	2	2	2	—	—	—	—	—	—
52	Finance & insurance .....	38	217	912	8	4	4	—	—	—	—	—	—	—
53	Real estate & rental & leasing .....	(A)	(D)	(D)	8	8	—	—	—	—	—	—	—	—
54	Professional, scientific & technical services .....	54	328	1 557	13	9	1	3	—	—	—	—	—	—
56	Admin, support, waste mgt, remediation services .....	(A)	(D)	(D)	6	6	—	—	—	—	—	—	—	—
62	Health care and social assistance .....	292	1 635	7 396	22	10	9	1	1	—	1	—	—	—
622	Hospitals .....	(C)	(D)	(D)	1	—	—	—	—	—	1	—	—	—
6221	General medical & surgical hospitals .....	(C)	(D)	(D)	1	—	—	—	—	—	1	—	—	—
62211	General medical & surgical hospitals .....	(C)	(D)	(D)	1	—	—	—	—	—	1	—	—	—
71	Arts, entertainment & recreation .....	32	57	206	3	1	—	2	—	—	—	—	—	—
72	Accommodation & food services .....	170	307	1 655	28	17	7	3	1	—	—	—	—	—
722	Food services & drinking places .....	151	269	1 386	23	14	5	3	1	—	—	—	—	—
81	Other services (except public administration) .....	125	530	2 414	20	14	4	1	—	1	—	—	—	—
99	Unclassified establishments .....	2	2	192	11	11	—	—	—	—	—	—	—	—
<b>PIERCE</b>														
	<b>Total .....</b>	<b>199 454</b>	<b>1 276 862</b>	<b>5 566 438</b>	<b>15 416</b>	<b>8 526</b>	<b>2 959</b>	<b>1 987</b>	<b>1 257</b>	<b>418</b>	<b>199</b>	<b>47</b>	<b>13</b>	<b>10</b>
11	Forestry, fishing, hunting, and agriculture support .....	524	4 017	19 377	101	71	16	9	3	2	—	—	—	—
113	Forestry and logging .....	(E)	(D)	(D)	55	31	12	8	3	1	—	—	—	—
1133	Logging .....	314	2 601	12 114	53	30	12	8	3	—	—	—	—	—
11331	Logging .....	314	2 601	12 114	53	30	12	8	3	—	—	—	—	—
113310	Logging .....	314	2 601	12 114	53	30	12	8	3	—	—	—	—	—
115	Agriculture & forestry support activities .....	125	1 180	5 698	17	12	3	1	—	1	—	—	—	—
21	Mining .....	204	2 305	11 268	9	3	1	1	2	2	—	—	—	—
212	Mining (except oil & gas) .....	(C)	(D)	(D)	8	2	1	1	2	2	—	—	—	—
2123	Nonmetallic mineral mining & quarrying .....	(C)	(D)	(D)	7	1	1	1	2	2	—	—	—	—
21232	Sand, gravel, clay, refractory minerals mining .....	108	1 099	5 745	4	1	1	—	1	1	—	—	—	—
212321	Construction sand & gravel mining .....	108	1 099	5 745	4	1	1	—	1	1	—	—	—	—
22	Utilities .....	658	7 020	29 242	39	16	9	5	6	2	1	—	—	—
221	Utilities .....	658	7 020	29 242	39	16	9	5	6	2	1	—	—	—
2211	Elec pwr generation, transmsn & distribution ...	(F)	(D)	(D)	13	1	2	3	4	2	1	—	—	—
22112	Electric pwr transmsn, control & distribution ..	494	5 832	23 904	12	1	2	2	4	2	1	—	—	—
221122	Electric power distribution .....	494	5 832	23 904	12	1	2	2	4	2	1	—	—	—
2213	Water, sewage & other systems .....	(C)	(D)	(D)	25	14	7	2	2	—	—	—	—	—
22131	Water supply & irrigation systems .....	(C)	(D)	(D)	25	14	7	2	2	—	—	—	—	—
23	Construction .....	14 693	108 877	532 858	2 207	1 481	356	201	130	24	15	—	—	—
233	Building, developing & general contracting .....	4 045	28 603	136 601	775	572	108	57	31	3	4	—	—	—
2331	Land subdivision & land development .....	163	746	3 285	44	32	8	3	1	—	—	—	—	—
23311	Land subdivision & land development .....	163	746	3 285	44	32	8	3	1	—	—	—	—	—
233110	Land subdivision & land development .....	163	746	3 285	44	32	8	3	1	—	—	—	—	—
2332	Residential building construction .....	2 147	12 160	59 240	589	464	76	38	9	1	1	—	—	—
23321	Single-family housing construction .....	2 079	11 603	56 699	570	449	74	36	9	1	1	—	—	—
233210	Single-family housing construction .....	2 079	11 603	56 699	570	449	74	36	9	1	1	—	—	—
2333	Nonresidential building construction .....	1 735	15 697	74 076	142	76	24	16	21	2	3	—	—	—
23331	Mfg & industrial building construction .....	235	1 766	8 708	14	6	2	1	4	1	—	—	—	—
233310	Mfg & industrial building construction .....	235	1 766	8 708	14	6	2	1	4	1	—	—	—	—
23332	Commercial & institutional bldg construction ..	1 500	13 931	65 368	128	70	22	15	17	1	3	—	—	—
233320	Commercial & institutional bldg construction ..	1 500	13 931	65 368	128	70	22	15	17	1	3	—	—	—
234	Heavy construction .....	1 677	15 309	87 522	103	50	19	11	14	5	4	—	—	—
2341	Highway, street, bridge & tunnel construction ...	641	5 002	32 215	23	7	6	1	4	3	2	—	—	—
23411	Highway & street construction .....	641	5 002	32 215	23	7	6	1	4	3	2	—	—	—
234110	Highway & street construction .....	641	5 002	32 215	23	7	6	1	4	3	2	—	—	—
2349	Other heavy construction .....	1 036	10 307	55 307	80	43	13	10	10	2	2	—	—	—
23491	Water, sewer & pipeline construction .....	766	7 951	44 179	33	10	7	5	8	1	2	—	—	—
234910	Water, sewer & pipeline construction .....	766	7 951	44 179	33	10	7	5	8	1	2	—	—	—
23499	All other heavy construction .....	241	2 139	9 826	38	26	5	4	2	1	—	—	—	—
234990	All other heavy construction .....	241	2 139	9 826	38	26	5	4	2	1	—	—	—	—

Note: Employment-size classes are indicated as follows: A—0 to 19; B—20 to 99; C—100 to 249; E—250 to 499; F—500 to 999; G—1,000 to 2,499; H—2,500 to 4,999; I—5,000 to 9,999; J—10,000 to 24,999; K—25,000 to 49,999; L—50,000 to 99,999; M—100,000 or more.

**Table 6. Counties—Employees, Payroll, and Establishments by Industry: 1999—Con.**

[Excludes most government employees, railroad employees, and self-employed persons. Size class 1 to 4 includes establishments with payroll, but no employees, during mid-March pay period. (D) denotes figures withheld to avoid disclosing data for individual companies; the data are included in broader industry totals. Detailed industries with 100 or more employees are shown if industry was not a (D). For explanation of terms, abbreviations, and data reliability/comparability, see introductory text]

NAICS code	Industry	Number of employees for week including March 12	Payroll (\$1,000)		Total number of establishments	Number of establishments by employment-size class									
			First quarter	Annual		1 to 4	5 to 9	10 to 19	20 to 49	50 to 99	100 to 249	250 to 499	500 to 999	1,000 or more	
<b>PIERCE—Con.</b>															
<b>23 Construction—Con.</b>															
235	Special trade contractors	8 971	64 965	308 735	1 329	859	229	133	85	16	7	—	—	—	
2351	Plumbing, heating & AC contractor	1 891	15 174	64 876	177	91	33	27	19	4	3	—	—	—	
23511	Plumbing, heating & AC contractor	1 891	15 174	64 876	177	91	33	27	19	4	3	—	—	—	
235110	Plumbing, heating & AC contractor	1 891	15 174	64 876	177	91	33	27	19	4	3	—	—	—	
2352	Painting & wall covering contractors	477	2 487	14 733	131	93	29	5	4	—	—	—	—	—	
23521	Painting & wall covering contractors	477	2 487	14 733	131	93	29	5	4	—	—	—	—	—	
235210	Painting & wall covering contractors	477	2 487	14 733	131	93	29	5	4	—	—	—	—	—	
2353	Electrical contractors	1 898	17 123	82 899	165	88	29	25	16	4	3	—	—	—	
23531	Electrical contractors	1 898	17 123	82 899	165	88	29	25	16	4	3	—	—	—	
235310	Electrical contractors	1 898	17 123	82 899	165	88	29	25	16	4	3	—	—	—	
2354	Masonry, drywall, insulation, tile contractors	1 285	8 416	38 806	143	83	22	19	15	3	1	—	—	—	
23541	Masonry & stone contractors	147	799	3 417	41	32	5	3	1	—	—	—	—	—	
235410	Masonry & stone contractors	147	799	3 417	41	32	5	3	1	—	—	—	—	—	
23542	Drywall, acoustical & insulation contractors	1 094	7 357	33 945	89	41	15	15	14	3	1	—	—	—	
235420	Drywall, acoustical & insulation contractors	1 094	7 357	33 945	89	41	15	15	14	3	1	—	—	—	
2355	Carpentry & floor contractors	835	4 632	22 500	255	201	36	13	5	—	—	—	—	—	
23551	Carpentry contractors	595	3 412	16 854	190	152	24	11	3	—	—	—	—	—	
235510	Carpentry contractors	595	3 412	16 854	190	152	24	11	3	—	—	—	—	—	
23552	Floor laying & other floor contractors	240	1 220	5 646	65	49	12	2	2	—	—	—	—	—	
235520	Floor laying & other floor contractors	240	1 220	5 646	65	49	12	2	2	—	—	—	—	—	
2356	Roofing, siding, & sheet metal contractors	757	4 593	23 613	129	98	7	14	8	2	—	—	—	—	
23561	Roofing, siding, & sheet metal contractors	757	4 593	23 613	129	98	7	14	8	2	—	—	—	—	
235610	Roofing, siding, & sheet metal contractors	757	4 593	23 613	129	98	7	14	8	2	—	—	—	—	
2357	Concrete contractors	596	3 647	18 711	119	71	29	14	5	—	—	—	—	—	
23571	Concrete contractors	596	3 647	18 711	119	71	29	14	5	—	—	—	—	—	
235710	Concrete contractors	596	3 647	18 711	119	71	29	14	5	—	—	—	—	—	
2359	Other special trade contractors	1 141	8 127	38 960	200	129	43	13	12	3	—	—	—	—	
23591	Structural steel erection contractors	101	1 253	5 675	8	4	2	—	1	1	—	—	—	—	
235910	Structural steel erection contractors	101	1 253	5 675	8	4	2	—	1	1	—	—	—	—	
23592	Glass & glazing contractors	186	1 511	6 766	15	4	4	5	1	1	—	—	—	—	
235920	Glass & glazing contractors	186	1 511	6 766	15	4	4	5	1	1	—	—	—	—	
23593	Excavation contractors	346	2 161	10 855	67	42	17	3	5	—	—	—	—	—	
235930	Excavation contractors	346	2 161	10 855	67	42	17	3	5	—	—	—	—	—	
23594	Wrecking & demolition contractors	111	1 050	5 514	10	6	2	—	1	1	—	—	—	—	
235940	Wrecking & demolition contractors	111	1 050	5 514	10	6	2	—	1	1	—	—	—	—	
23599	All other special trade contractors	375	1 948	9 322	90	65	16	5	4	—	—	—	—	—	
235990	All other special trade contractors	375	1 948	9 322	90	65	16	5	4	—	—	—	—	—	
<b>31-33</b>	<b>Manufacturing</b>	<b>21 450</b>	<b>181 785</b>	<b>772 367</b>	<b>665</b>	<b>245</b>	<b>99</b>	<b>107</b>	<b>95</b>	<b>67</b>	<b>43</b>	<b>6</b>	<b>2</b>	<b>1</b>	
311	Food mfg	2 354	16 070	70 308	54	17	10	7	10	5	3	1	1	—	
3111	Animal food mfg	(E)	(D)	(D)	3	1	—	—	1	—	—	1	—	—	
31111	Animal food mfg	(E)	(D)	(D)	3	1	—	—	1	—	—	1	—	—	
3113	Sugar & confectionery product mfg	(C)	(D)	(D)	3	1	1	—	—	—	1	—	—	—	
31133	Confectionery mfg from purchased chocolate	(C)	(D)	(D)	2	—	1	—	—	—	1	—	—	—	
3114	Fruit & veg preserving & specialty food mfg	(F)	(D)	(D)	4	1	—	1	1	—	—	—	1	—	
31142	Fruit & veg canning, pickling & drying	(F)	(D)	(D)	3	1	—	—	1	—	—	—	1	—	
3116	Animal slaughtering & processing	234	1 489	6 491	12	4	3	2	1	2	—	—	—	—	
31161	Animal slaughtering & processing	234	1 489	6 491	12	4	3	2	1	2	—	—	—	—	
3117	Seafood product preparation & packaging	393	2 436	9 479	7	2	—	—	2	2	1	—	—	—	
31171	Seafood product preparation & packaging	393	2 436	9 479	7	2	—	—	2	2	1	—	—	—	
3118	Bakeries & tortilla mfg	321	1 782	7 902	15	5	3	3	2	1	—	—	—	—	
31181	Bread & bakery product mfg	(C)	(D)	(D)	12	4	3	3	2	—	—	—	—	—	
31182	Cookie, cracker & pasta mfg	(C)	(D)	(D)	2	—	—	—	—	1	1	—	—	—	
3119	Other food mfg	137	767	3 623	8	1	3	1	3	—	—	—	—	—	
313	Textile mills	(C)	(D)	(D)	2	—	—	1	—	—	1	—	—	—	
3133	Textile, fabric finishing, fabric coating mills	(C)	(D)	(D)	1	—	—	—	—	—	1	—	—	—	
31332	Fabric coating mills	(C)	(D)	(D)	1	—	—	—	—	—	1	—	—	—	
314	Textile product mills	113	571	2 742	11	5	3	1	2	—	—	—	—	—	
3149	Other textile product mills	(C)	(D)	(D)	10	4	3	1	2	—	—	—	—	—	
315	Apparel manufacturing	685	3 207	15 624	19	6	2	3	2	4	2	—	—	—	
3152	Cut & sew apparel mfg	(F)	(D)	(D)	16	6	2	2	1	3	2	—	—	—	
31521	Cut & sew apparel contractors	322	1 216	6 710	8	3	1	1	—	2	1	—	—	—	
31522	Men's, boys' cut & sew apparel mfg	(C)	(D)	(D)	3	1	1	—	—	1	—	—	—	—	
31523	Women's, girls' cut & sew apparel mfg	(C)	(D)	(D)	5	2	—	1	1	1	—	—	—	—	
321	Wood product mfg	3 045	21 606	99 201	65	14	7	13	13	8	8	2	—	—	
3211	Sawmills & wood preservation	1 409	11 617	51 969	16	2	1	2	1	5	4	1	—	—	
32111	Sawmills & wood preservation	1 409	11 617	51 969	16	2	1	2	1	5	4	1	—	—	
321113	Sawmills	1 133	8 836	38 768	13	2	1	2	—	4	3	1	—	—	
321114	Wood preservation	276	2 781	13 201	3	—	—	—	1	1	1	—	—	—	
3212	Veneer, plywood & engineered wood product mfg	601	3 913	19 110	9	1	1	1	2	1	3	—	—	—	
32121	Veneer, plywood & engineered wood product mfg	601	3 913	19 110	9	1	1	1	2	1	3	—	—	—	
321219	Reconstituted wood product mfg	333	2 250	11 244	3	—	—	—	—	—	2	—	—	—	
3219	Other wood product mfg	1 035	6 076	28 122	40	11	5	10	10	2	1	1	—	—	
32191	Millwork	780	4 226	19 204	24	7	3	4	7	1	1	1	—	—	
321911	Wood window & door mfg	588	3 182	13 698	13	4	1	2	4	—	1	1	—	—	
32192	Wood container & pallet mfg	133	538	3 710	6	—	1	3	1	1	—	—	—	—	
321920	Wood container & pallet mfg	133	538	3 710	6	—	1	3	1	1	—	—	—	—	
32199	All other wood product mfg	122	1 312	5 208	10	4	1	3	2	—	—	—	—	—	
321992	Prefabricated wood building mfg	102	1 184	4 615	6	1	1	2	2	—	—	—	—	—	

Note: Employment-size classes are indicated as follows: A—0 to 19; B—20 to 99; C—100 to 249; E—250 to 499; F—500 to 999; G—1,000 to 2,499; H—2,500 to 4,999; I—5,000 to 9,999; J—10,000 to 24,999; K—25,000 to 49,999; L—50,000 to 99,999; M—100,000 or more.

**Table 6. Counties—Employees, Payroll, and Establishments by Industry: 1999—Con.**

[Excludes most government employees, railroad employees, and self-employed persons. Size class 1 to 4 includes establishments with payroll, but no employees, during mid-March pay period. (D) denotes figures withheld to avoid disclosing data for individual companies; the data are included in broader industry totals. Detailed industries with 100 or more employees are shown if industry was not a (D). For explanation of terms, abbreviations, and data reliability/comparability, see introductory text]

NAICS code	Industry	Number of employees for week including March 12	Payroll (\$1,000)		Total number of establishments	Number of establishments by employment-size class																				
			First quarter	Annual		1 to 4	5 to 9	10 to 19	20 to 49	50 to 99	100 to 249	250 to 499	500 to 999	1,000 or more												
<b>PIERCE—Con.</b>																										
<b>31-33 Manufacturing—Con.</b>																										
322	Paper mfg .....	1 142	12 524	52 546	16	—	2	2	6	4	1	—	1	—												
3221	Pulp, paper & paperboard mills .....	(F)	(D)	(D)	3	—	—	—	1	1	—	—	1	—												
32213	Paperboard mills .....	(F)	(D)	(D)	3	—	—	—	1	1	—	—	1	—												
3222	Converted paper product mfg .....	(F)	(D)	(D)	13	—	2	2	5	3	1	—	—	—												
32221	Paperboard container mfg .....	235	1 875	8 365	3	—	—	—	1	1	—	—	—	—												
32222	Paper bag & coated & treated paper mfg .....	170	1 440	7 050	7	—	2	2	2	1	—	—	—	—												
32229	Other converted paper product mfg .....	(C)	(D)	(D)	3	—	—	—	2	1	—	—	—	—												
323	Printing & related support activities .....	1 158	8 554	36 309	65	30	14	7	8	4	2	—	—	—												
3231	Printing & related support activities .....	1 158	8 554	36 309	65	30	14	7	8	4	2	—	—	—												
32311	Printing .....	1 134	8 351	35 358	59	26	12	7	8	4	2	—	—	—												
323110	Commercial lithographic printing .....	426	2 681	11 988	29	14	6	4	3	1	1	—	—	—												
323113	Commercial screen printing .....	145	557	2 762	8	4	1	1	1	1	—	—	—	—												
323116	Manifold business form printing .....	121	1 036	4 339	3	—	1	—	1	1	—	—	—	—												
323119	Other commercial printing .....	127	1 230	3 920	6	3	—	—	2	1	—	—	—	—												
324	Petroleum & coal products mfg .....	391	4 097	18 849	6	1	—	1	1	1	2	—	—	—												
3241	Petroleum & coal products mfg .....	391	4 097	18 849	6	1	—	1	1	1	2	—	—	—												
32411	Petroleum refineries .....	(C)	(D)	(D)	3	—	—	1	1	—	1	—	—	—												
32412	Asphalt paving, roofing & saturated mat mfg ..	(C)	(D)	(D)	3	1	—	—	—	1	1	—	—	—												
325	Chemical mfg .....	448	5 163	19 798	14	4	2	2	3	2	1	—	—	—												
3251	Basic chemical mfg .....	223	2 946	12 089	6	1	2	1	1	—	1	—	—	—												
32518	Other basic inorganic chemical mfg .....	(C)	(D)	(D)	3	—	1	1	—	—	1	—	—	—												
3255	Paint, coating & adhesive mfg .....	(C)	(D)	(D)	3	1	—	—	1	1	—	—	—	—												
326	Plastics & rubber products mfg .....	1 580	11 415	49 729	33	5	2	11	4	5	6	—	—	—												
3261	Plastics product mfg .....	1 544	11 153	48 609	30	5	2	8	4	5	6	—	—	—												
32612	Plastics pipe, pipe fitting, & unsupported profile shape mfg .....	103	596	2 882	3	—	—	1	1	1	—	—	—	—												
32615	Foam product (exc polystyrene) mfg .....	(C)	(D)	(D)	1	—	—	—	—	—	1	—	—	—												
32616	Plastics bottle mfg .....	130	781	3 567	3	—	—	1	1	1	—	—	—	—												
326160	Plastics bottle mfg .....	130	781	3 567	3	—	—	1	1	1	—	—	—	—												
32619	Other plastics product mfg .....	1 047	7 570	32 838	19	4	2	5	1	2	5	—	—	—												
327	Nonmetallic mineral product mfg .....	1 346	11 895	57 116	44	12	6	9	8	5	4	—	—	—												
3272	Glass & glass product mfg .....	421	2 972	12 317	4	—	—	1	—	1	2	—	—	—												
32721	Glass & glass product mfg .....	421	2 972	12 317	4	—	—	1	—	1	2	—	—	—												
327215	Glass product mfg made of purchased glass .....	421	2 972	12 317	4	—	—	1	—	1	2	—	—	—												
3273	Cement & concrete product mfg .....	592	5 348	29 060	21	6	1	5	5	2	2	—	—	—												
32732	Ready-mix concrete mfg .....	271	2 725	15 476	8	2	—	1	4	—	1	—	—	—												
327320	Ready-mix concrete mfg .....	271	2 725	15 476	8	2	—	1	4	—	1	—	—	—												
32733	Concrete pipe, brick & block mfg .....	144	1 027	5 487	3	—	1	—	—	2	—	—	—	—												
32739	Other concrete product mfg .....	177	1 596	8 097	10	4	—	4	1	—	1	—	—	—												
327390	Other concrete product mfg .....	177	1 596	8 097	10	4	—	4	1	—	1	—	—	—												
3274	Lime & gypsum product mfg .....	(C)	(D)	(D)	3	—	1	—	1	1	—	—	—	—												
32742	Gypsum product mfg .....	(C)	(D)	(D)	2	—	1	—	—	1	—	—	—	—												
3279	Other nonmetallic mineral product mfg .....	112	949	4 420	6	2	—	2	1	1	—	—	—	—												
32799	All other nonmetallic mineral product mfg .....	112	949	4 420	6	2	—	2	1	1	—	—	—	—												
331	Primary metal mfg .....	937	8 911	37 679	10	3	—	2	1	1	1	2	—	—												
3313	Alumina & aluminum production & processing ..	(E)	(D)	(D)	1	—	—	—	—	—	—	1	—	—												
33131	Alumina & aluminum production & processing .....	(E)	(D)	(D)	1	—	—	—	—	—	—	1	—	—												
3315	Foundries .....	526	4 811	19 683	6	3	—	—	1	—	1	—	—	—												
33151	Ferrous metal foundries .....	(E)	(D)	(D)	3	1	—	—	1	—	—	1	—	—												
33152	Nonferrous metal foundries .....	(C)	(D)	(D)	3	2	—	—	—	—	1	—	—	—												
332	Fabricated metal product mfg .....	2 348	19 949	84 342	98	35	17	21	12	7	5	1	—	—												
3323	Architectural & structural metals mfg .....	1 174	10 180	44 191	31	9	2	9	5	3	2	1	—	—												
33231	Plate work & fabricated structural prod mfg ..	147	997	5 040	14	5	1	6	2	—	—	—	—	—												
33232	Ornamental & architectural metal prod mfg ..	1 027	9 183	39 151	17	4	1	3	3	2	1	—	—	—												
332322	Sheet metal work mfg .....	352	2 776	13 191	8	2	—	2	1	2	1	—	—	—												
3324	Boiler, tank & shipping container mfg .....	170	1 407	5 448	5	1	—	2	1	—	1	—	—	—												
33242	Metal tank (heavy gauge) mfg .....	(C)	(D)	(D)	3	—	—	2	—	—	1	—	—	—												
3326	Spring & wire product mfg .....	(C)	(D)	(D)	2	—	1	—	—	—	1	—	—	—												
33261	Spring & wire product mfg .....	(C)	(D)	(D)	2	—	1	—	—	—	1	—	—	—												
3327	Mach shops, turn prod, screw, nut, bolt mfg ..	342	2 712	10 794	36	17	9	7	1	2	—	—	—	—												
33271	Machine shops .....	(E)	(D)	(D)	35	17	8	7	1	2	—	—	—	—												
3329	Other fabricated metal product mfg .....	313	2 449	10 751	14	5	4	1	2	1	1	—	—	—												
33299	All other fabricated metal product mfg .....	(E)	(D)	(D)	13	4	1	1	2	1	1	—	—	—												
332999	All other misc fabricated metal product mfg ..	238	2 014	8 973	6	2	1	—	1	1	1	—	—	—												
333	Machinery mfg .....	809	6 030	26 790	34	16	3	8	2	3	2	—	—	—												
3331	Ag, construction & mining machinery mfg .....	120	1 071	4 564	5	1	1	1	1	1	—	—	—	—												
33312	Construction machinery mfg .....	(C)	(D)	(D)	4	1	—	1	1	1	—	—	—	—												
3332	Industrial machinery mfg .....	370	2 871	13 680	5	2	—	1	—	—	2	—	—	—												
33321	Sawmill & woodworking machinery mfg .....	(C)	(D)	(D)	2	1	—	—	—	—	1	—	—	—												
33329	Other industrial machinery mfg .....	(C)	(D)	(D)	3	1	—	1	—	—	1	—	—	—												
3333	Commercial & service industry machinery mfg ..	(C)	(D)	(D)	3	—	1	1	—	1	—	—	—	—												
33331	Commercial & service industry machinery mfg ..	(C)	(D)	(D)	3	—	1	1	—	1	—	—	—	—												
3335	Metalworking machinery mfg .....	132	1 055	4 478	11	6	1	3	—	1	—	—	—	—												
33351	Metalworking machinery mfg .....	132	1 055	4 478	11	6	1	3	—	1	—	—	—	—												

Note: Employment-size classes are indicated as follows: A—0 to 19; B—20 to 99; C—100 to 249; E—250 to 499; F—500 to 999; G—1,000 to 2,499; H—2,500 to 4,999; I—5,000 to 9,999; J—10,000 to 24,999; K—25,000 to 49,999; L—50,000 to 99,999; M—100,000 or more.

**Table 6. Counties—Employees, Payroll, and Establishments by Industry: 1999—Con.**

[Excludes most government employees, railroad employees, and self-employed persons. Size class 1 to 4 includes establishments with payroll, but no employees, during mid-March pay period. (D) denotes figures withheld to avoid disclosing data for individual companies; the data are included in broader industry totals. Detailed industries with 100 or more employees are shown if industry was not a (D). For explanation of terms, abbreviations, and data reliability/comparability, see introductory text]

NAICS code	Industry	Number of employees for week including March 12	Payroll (\$1,000)		Total number of establishments	Number of establishments by employment-size class									
			First quarter	Annual		1 to 4	5 to 9	10 to 19	20 to 49	50 to 99	100 to 249	250 to 499	500 to 999	1,000 or more	
<b>PIERCE—Con.</b>															
<b>31-33 Manufacturing—Con.</b>															
334	Computer & electronic product mfg . . . . .	493	11 458	38 433	23	12	4	2	2	2	1	-	-	-	
3344	Semiconductor & oth electronic component mfg . . . . .	(E)	(D)	(D)	5	3	-	1	-	-	1	-	-	-	
33441	Semiconductor & oth electronic component mfg . . . . .	(E)	(D)	(D)	5	3	-	1	-	-	1	-	-	-	
3345	Nav, measuring, medical, control instruments mfg . . . . .	(C)	(D)	(D)	11	6	2	1	1	1	-	-	-	-	
33451	Nav, measuring, medical, control instruments mfg . . . . .	(C)	(D)	(D)	11	6	2	1	1	1	-	-	-	-	
336	Transportation equipment mfg . . . . .	2 323	24 494	94 820	36	15	4	2	8	4	2	-	-	1	
3363	Motor vehicle parts mfg . . . . .	(C)	(D)	(D)	7	3	-	1	3	-	-	-	-	-	
3364	Aerospace product & parts mfg . . . . .	1 707	19 395	72 229	12	6	2	-	1	1	1	-	-	1	
33641	Aerospace product & parts mfg . . . . .	1 707	19 395	72 229	12	6	2	-	1	1	1	-	-	1	
3366	Ship & boat building . . . . .	352	3 227	14 394	10	4	-	-	3	2	1	-	-	-	
33661	Ship & boat building . . . . .	352	3 227	14 394	10	4	-	-	3	2	1	-	-	-	
337	Furniture & related product mfg . . . . .	1 431	9 558	40 665	47	16	5	8	7	9	2	-	-	-	
3371	HH & institutional furniture & kitchen cabinet mfg . . . . .	836	4 612	19 852	30	11	3	6	5	3	2	-	-	-	
33711	Wood kitchen cabinet & countertop mfg . . . . .	453	2 172	9 676	19	7	3	3	4	1	1	-	-	-	
337110	Wood kitchen cabinet & countertop mfg . . . . .	453	2 172	9 676	19	7	3	3	4	1	1	-	-	-	
33712	Household & institutional furniture mfg . . . . .	383	2 440	10 176	11	4	-	3	1	2	1	-	-	-	
3372	Office furniture (including fixtures) mfg . . . . .	432	3 476	14 755	13	4	2	1	2	4	-	-	-	-	
33721	Office furniture (including fixtures) mfg . . . . .	432	3 476	14 755	13	4	2	1	2	4	-	-	-	-	
337215	Showcase, partition, shelving & locker mfg . . . . .	260	2 239	9 515	6	1	1	1	-	3	-	-	-	-	
3379	Other furniture related product mfg . . . . .	163	1 470	6 058	4	1	-	1	-	2	-	-	-	-	
33791	Mattress mfg . . . . .	163	1 470	6 058	4	1	-	1	-	2	-	-	-	-	
337910	Mattress mfg . . . . .	163	1 470	6 058	4	1	-	1	-	2	-	-	-	-	
339	Miscellaneous mfg . . . . .	520	3 375	15 353	74	48	14	5	5	2	-	-	-	-	
3391	Medical equipment & supplies mfg . . . . .	173	1 249	5 617	33	23	5	3	2	-	-	-	-	-	
33911	Medical equipment & supplies mfg . . . . .	173	1 249	5 617	33	23	5	3	2	-	-	-	-	-	
3399	Other miscellaneous mfg . . . . .	347	2 126	9 736	41	25	9	2	3	2	-	-	-	-	
33995	Sign mfg . . . . .	112	771	3 766	14	8	3	1	2	-	-	-	-	-	
339950	Sign mfg . . . . .	112	771	3 766	14	8	3	1	2	-	-	-	-	-	
33999	All other misc mfg . . . . .	125	663	2 835	12	7	2	1	1	1	-	-	-	-	
<b>42</b>	<b>Wholesale trade . . . . .</b>	<b>10 107</b>	<b>86 494</b>	<b>353 910</b>	<b>785</b>	<b>409</b>	<b>146</b>	<b>103</b>	<b>82</b>	<b>32</b>	<b>11</b>	<b>2</b>	<b>-</b>	<b>-</b>	
421	Wholesale trade, durable goods . . . . .	5 887	55 747	227 140	537	274	109	73	58	18	5	-	-	-	
4211	Motor vehicle, motor vehicle pt & supply whsle . . . . .	813	6 208	27 128	73	38	14	9	8	4	-	-	-	-	
42111	Automobile & other motor vehicle whsle . . . . .	347	2 993	14 329	20	7	3	5	3	2	-	-	-	-	
421110	Automobile & other motor vehicle whsle . . . . .	347	2 993	14 329	20	7	3	5	3	2	-	-	-	-	
42112	Motor vehicle supplies & new parts whsle . . . . .	206	1 498	5 947	25	17	3	2	2	1	-	-	-	-	
421120	Motor vehicle supplies & new parts whsle . . . . .	206	1 498	5 947	25	17	3	2	2	1	-	-	-	-	
42114	Motor vehicle parts (used) whsle . . . . .	233	1 541	6 223	20	9	5	2	3	1	-	-	-	-	
421140	Motor vehicle parts (used) whsle . . . . .	233	1 541	6 223	20	9	5	2	3	1	-	-	-	-	
4212	Furniture & home furnishing whsle . . . . .	224	1 943	7 950	29	20	3	1	4	1	-	-	-	-	
42121	Furniture whsle . . . . .	171	1 351	6 601	13	7	1	-	4	1	-	-	-	-	
421210	Furniture whsle . . . . .	171	1 351	6 601	13	7	1	-	4	1	-	-	-	-	
4213	Lumber & other construction materials whsle . . . . .	679	7 703	30 307	62	34	10	7	9	1	1	-	-	-	
42131	Lumber, plywood, millwork & wood panel whsle . . . . .	519	5 977	23 274	35	12	8	6	8	-	1	-	-	-	
421310	Lumber, plywood, millwork & wood panel whsle . . . . .	519	5 977	23 274	35	12	8	6	8	-	1	-	-	-	
4214	Professional & commercial equip & supp whsle . . . . .	843	7 239	30 757	63	30	13	10	6	3	1	-	-	-	
42142	Office equipment whsle . . . . .	130	1 144	4 371	14	7	2	3	2	-	-	-	-	-	
421420	Office equipment whsle . . . . .	130	1 144	4 371	14	7	2	3	2	-	-	-	-	-	
42143	Computer & peripheral equip & software whsle . . . . .	273	2 330	10 168	20	8	4	4	3	1	-	-	-	-	
421430	Computer & peripheral equip & software whsle . . . . .	273	2 330	10 168	20	8	4	4	3	1	-	-	-	-	
42144	Other commercial equipment whsle . . . . .	113	853	3 918	7	4	1	1	-	1	-	-	-	-	
421440	Other commercial equipment whsle . . . . .	113	853	3 918	7	4	1	1	-	1	-	-	-	-	
42145	Medical, dental, hospital equip & supp whsle . . . . .	165	1 728	7 593	11	6	3	1	-	-	1	-	-	-	
421450	Medical, dental, hospital equip & supp whsle . . . . .	165	1 728	7 593	11	6	3	1	-	-	1	-	-	-	
42146	Ophthalmic goods whsle . . . . .	(C)	(D)	(D)	3	1	-	-	1	1	-	-	-	-	
4215	Metal & mineral (except petroleum) whsle . . . . .	534	4 043	18 635	23	10	1	2	6	3	1	-	-	-	
42151	Metal service centers & offices whsle . . . . .	534	4 043	18 635	23	10	1	2	6	3	1	-	-	-	
421510	Metal service centers & offices whsle . . . . .	534	4 043	18 635	23	10	1	2	6	3	1	-	-	-	
4216	Electrical goods whsle . . . . .	526	10 121	32 001	43	22	9	7	4	-	1	-	-	-	
42161	Elec equip, wiring supp, const material whsle . . . . .	120	1 118	4 364	16	6	4	5	1	-	-	-	-	-	
421610	Elec equip, wiring supp, const material whsle . . . . .	120	1 118	4 364	16	6	4	5	1	-	-	-	-	-	
42169	Other electronic parts & equipment whsle . . . . .	374	8 773	26 749	20	13	1	2	3	-	1	-	-	-	
421690	Other electronic parts & equipment whsle . . . . .	374	8 773	26 749	20	13	1	2	3	-	1	-	-	-	
4217	Hardware, plumb & heating equip & sup whsle . . . . .	644	4 477	20 072	50	22	12	10	3	2	1	-	-	-	
42171	Hardware whsle . . . . .	358	2 155	9 890	30	13	7	7	1	2	-	-	-	-	
421710	Hardware whsle . . . . .	358	2 155	9 890	30	13	7	7	1	2	-	-	-	-	
42173	Warm air heating & AC equip & supplies whsle . . . . .	192	1 463	6 532	8	2	4	-	1	-	1	-	-	-	
421730	Warm air heating & AC equip & supplies whsle . . . . .	192	1 463	6 532	8	2	4	-	1	-	1	-	-	-	

Note: Employment-size classes are indicated as follows: A—0 to 19; B—20 to 99; C—100 to 249; E—250 to 499; F—500 to 999; G—1,000 to 2,499; H—2,500 to 4,999; I—5,000 to 9,999; J—10,000 to 24,999; K—25,000 to 49,999; L—50,000 to 99,999; M—100,000 or more.



**Table 6. Counties—Employees, Payroll, and Establishments by Industry: 1999—Con.**

[Excludes most government employees, railroad employees, and self-employed persons. Size class 1 to 4 includes establishments with payroll, but no employees, during mid-March pay period. (D) denotes figures withheld to avoid disclosing data for individual companies; the data are included in broader industry totals. Detailed industries with 100 or more employees are shown if industry was not a (D). For explanation of terms, abbreviations, and data reliability/comparability, see introductory text]

NAICS code	Industry	Number of employees for week including March 12	Payroll (\$1,000)		Total number of establishments	Number of establishments by employment-size class									
			First quarter	Annual		1 to 4	5 to 9	10 to 19	20 to 49	50 to 99	100 to 249	250 to 499	500 to 999	1,000 or more	
<b>PIERCE—Con.</b>															
<b>42</b>	<b>Wholesale trade—Con.</b>														
421	Wholesale trade, durable goods—Con.														
4218	Machinery, equipment & supplies whse	844	7 765	31 711	112	55	28	19	9	1	—	—	—	—	
42181	Const & mining (exc petroleum) equip whse	113	1 363	5 685	6	1	2	1	1	1	—	—	—	—	
421810	Const & mining (exc petroleum) equip whse	113	1 363	5 685	6	1	2	1	1	1	—	—	—	—	
42183	Industrial machinery & equipment whse	258	2 113	9 119	48	30	10	5	3	—	—	—	—	—	
421830	Industrial machinery & equipment whse	258	2 113	9 119	48	30	10	5	3	—	—	—	—	—	
42184	Industrial supplies whse	285	2 821	10 994	27	8	8	7	4	—	—	—	—	—	
421840	Industrial supplies whse	285	2 821	10 994	27	8	8	7	4	—	—	—	—	—	
4219	Miscellaneous durable goods whse	780	6 248	28 579	82	43	19	8	9	3	—	—	—	—	
42191	Sporting & recreational goods & supply whse	130	1 044	5 321	18	7	7	2	2	—	—	—	—	—	
421910	Sporting & recreational goods & supply whse	130	1 044	5 321	18	7	7	2	2	—	—	—	—	—	
42193	Recyclable material whse	374	2 754	12 827	21	6	5	4	4	2	—	—	—	—	
421930	Recyclable material whse	374	2 754	12 827	21	6	5	4	4	2	—	—	—	—	
42199	Other miscellaneous durable goods whse	186	1 852	7 120	24	17	2	2	2	1	—	—	—	—	
421990	Other miscellaneous durable goods whse	186	1 852	7 120	24	17	2	2	2	1	—	—	—	—	
422	Wholesale trade, nondurable goods	4 220	30 747	126 770	248	135	37	30	24	14	6	2	—	—	
4221	Paper & paper product whse	169	1 277	5 844	27	21	3	—	2	1	—	—	—	—	
42212	Stationery & office supplies whse	137	1 057	4 617	16	12	1	—	2	1	—	—	—	—	
422120	Stationery & office supplies whse	137	1 057	4 617	16	12	1	—	2	1	—	—	—	—	
4222	Drugs & druggists' sundries whse	199	1 702	7 075	11	5	—	3	1	2	—	—	—	—	
42221	Drugs & druggists' sundries whse	199	1 702	7 075	11	5	—	3	1	2	—	—	—	—	
422210	Drugs & druggists' sundries whse	199	1 702	7 075	11	5	—	3	1	2	—	—	—	—	
4223	Apparel, piece goods & notions whse	426	2 236	5 237	16	12	2	1	—	—	—	1	—	—	
42233	Women's, children's, infants' clothing whse	(E)	(D)	(D)	4	3	—	—	—	—	—	1	—	—	
4224	Grocery & related product whse	1 404	11 659	49 354	82	36	17	13	9	3	4	—	—	—	
42242	Packaged frozen food whse	302	3 060	11 843	10	5	2	—	1	1	1	—	—	—	
422420	Packaged frozen food whse	302	3 060	11 843	10	5	2	—	1	1	1	—	—	—	
42246	Fish & seafood whse	150	785	3 670	12	7	2	1	1	1	—	—	—	—	
422460	Fish & seafood whse	150	785	3 670	12	7	2	1	1	1	—	—	—	—	
42249	Other grocery & related products whse	624	5 499	23 685	25	9	4	5	3	1	3	—	—	—	
422490	Other grocery & related products whse	624	5 499	23 685	25	9	4	5	3	1	3	—	—	—	
4225	Farm product raw material whse	(C)	(D)	(D)	4	2	—	1	—	1	—	—	—	—	
42251	Grain & field bean whse	(C)	(D)	(D)	3	1	—	1	—	1	—	—	—	—	
4226	Chemical & allied products whse	178	1 564	7 222	21	12	3	4	2	—	—	—	—	—	
42269	Other chemical & allied products whse	119	1 167	5 576	16	9	2	4	1	—	—	—	—	—	
422690	Other chemical & allied products whse	119	1 167	5 576	16	9	2	4	1	—	—	—	—	—	
4227	Petroleum & petroleum products whse	(C)	(D)	(D)	11	5	1	3	2	—	—	—	—	—	
42271	Petroleum bulk stations & terminals	116	1 171	4 831	7	2	—	3	2	—	—	—	—	—	
422710	Petroleum bulk stations & terminals	116	1 171	4 831	7	2	—	3	2	—	—	—	—	—	
4228	Beer, wine, distilled alcoholic beverage whse	326	2 944	13 033	7	2	—	—	1	4	—	—	—	—	
42281	Beer & ale whse	(C)	(D)	(D)	5	1	—	—	1	3	—	—	—	—	
4229	Miscellaneous nondurable goods whse	1 288	7 230	30 285	69	40	11	5	7	3	2	1	—	—	
42292	Book, periodical & newspaper whse	209	586	2 272	6	4	1	—	—	1	—	—	—	—	
422920	Book, periodical & newspaper whse	209	586	2 272	6	4	1	—	—	1	—	—	—	—	
42293	Flower, nursery stock, florists' supplies whse	313	1 471	6 021	14	6	1	1	4	2	—	—	—	—	
422930	Flower, nursery stock, florists' supplies whse	313	1 471	6 021	14	6	1	1	4	2	—	—	—	—	
42294	Tobacco & tobacco product whse	(E)	(D)	(D)	4	1	1	—	1	—	—	1	—	—	
42299	Other miscellaneous nondurable goods whse	239	1 006	4 725	31	22	6	1	1	—	1	—	—	—	
422990	Other miscellaneous nondurable goods whse	239	1 006	4 725	31	22	6	1	1	—	1	—	—	—	
<b>44-45</b>	<b>Retail trade</b>	<b>30 167</b>	<b>151 922</b>	<b>670 268</b>	<b>2 266</b>	<b>1 017</b>	<b>555</b>	<b>380</b>	<b>180</b>	<b>84</b>	<b>40</b>	<b>10</b>	—	—	
441	Motor vehicle & parts dealers	5 125	41 342	189 889	330	113	77	76	32	29	3	—	—	—	
4411	Automobile dealers	2 911	27 780	130 462	123	55	19	10	10	26	3	—	—	—	
44111	New car dealers	2 579	25 194	118 422	51	9	2	9	26	3	—	—	—	—	
441110	New car dealers	2 579	25 194	118 422	51	9	2	9	26	3	—	—	—	—	
44112	Used car dealers	332	2 586	12 040	72	46	17	8	1	—	—	—	—	—	
441120	Used car dealers	332	2 586	12 040	72	46	17	8	1	—	—	—	—	—	
4412	Other motor vehicle dealers	598	4 272	20 941	45	18	6	10	9	2	—	—	—	—	
44121	Recreational vehicle dealers	416	3 089	15 133	19	3	3	4	7	2	—	—	—	—	
441210	Recreational vehicle dealers	416	3 089	15 133	19	3	3	4	7	2	—	—	—	—	
44122	Motorcycle & boat & other MV dealers	182	1 183	5 808	26	15	3	6	2	—	—	—	—	—	
4413	Automotive parts, accessories & tire stores	1 616	9 290	38 486	162	40	52	56	13	1	—	—	—	—	
44131	Automotive parts, accessories & tire stores	1 135	5 709	24 398	121	33	39	41	7	1	—	—	—	—	
441310	Automotive parts, accessories & tire stores	1 135	5 709	24 398	121	33	39	41	7	1	—	—	—	—	
44132	Tire dealers	481	3 581	14 088	41	7	13	15	6	—	—	—	—	—	
441320	Tire dealers	481	3 581	14 088	41	7	13	15	6	—	—	—	—	—	
442	Furniture & home furnishing stores	906	5 059	23 441	129	70	41	10	6	1	1	—	—	—	
4421	Furniture stores	581	3 488	16 119	62	33	17	5	5	1	1	—	—	—	
44211	Furniture stores	581	3 488	16 119	62	33	17	5	5	1	1	—	—	—	
442110	Furniture stores	581	3 488	16 119	62	33	17	5	5	1	1	—	—	—	
4422	Home furnishings stores	325	1 571	7 322	67	37	24	5	1	—	—	—	—	—	
44221	Floor covering stores	171	1 121	5 359	34	17	14	3	—	—	—	—	—	—	
442210	Floor covering stores	171	1 121	5 359	34	17	14	3	—	—	—	—	—	—	
44229	Other home furnishings stores	154	450	1 963	33	20	10	2	1	—	—	—	—	—	
442290	All other home furnishings stores	140	416	1 818	28	16	9	2	1	—	—	—	—	—	

Note: Employment-size classes are indicated as follows: A—0 to 19; B—20 to 99; C—100 to 249; E—250 to 499; F—500 to 999; G—1,000 to 2,499; H—2,500 to 4,999; I—5,000 to 9,999; J—10,000 to 24,999; K—25,000 to 49,999; L—50,000 to 99,999; M—100,000 or more.

**Table 6. Counties—Employees, Payroll, and Establishments by Industry: 1999—Con.**

[Excludes most government employees, railroad employees, and self-employed persons. Size class 1 to 4 includes establishments with payroll, but no employees, during mid-March pay period. (D) denotes figures withheld to avoid disclosing data for individual companies; the data are included in broader industry totals. Detailed industries with 100 or more employees are shown if industry was not a (D). For explanation of terms, abbreviations, and data reliability/comparability, see introductory text]

NAICS code	Industry	Number of employees for week including March 12	Payroll (\$1,000)		Total number of establishments	Number of establishments by employment-size class									
			First quarter	Annual		1 to 4	5 to 9	10 to 19	20 to 49	50 to 99	100 to 249	250 to 499	500 to 999	1,000 or more	
<b>PIERCE—Con.</b>															
<b>44-45 Retail trade—Con.</b>															
443	Electronics & appliance stores .....	695	4 130	17 498	110	67	30	6	5	2	-	-	-	-	
4431	Electronics & appliance stores .....	695	4 130	17 498	110	67	30	6	5	2	-	-	-	-	
44311	Appliance, TV & all other electronics stores ..	400	2 823	10 409	71	44	20	3	4	-	-	-	-	-	
443111	Household appliance stores .....	144	1 100	3 713	30	16	13	1	-	-	-	-	-	-	
443112	Radio, television & other electronics stores ..	256	1 723	6 696	41	28	7	2	4	-	-	-	-	-	
44312	Computer & software stores .....	248	1 152	6 103	32	20	8	1	1	2	-	-	-	-	
443120	Computer & software stores .....	248	1 152	6 103	32	20	8	1	1	2	-	-	-	-	
444	Bldg material & garden equip & supp dealers .....	2 568	16 027	72 499	177	71	47	27	22	5	5	-	-	-	
4441	Building material & supplies dealers .....	2 301	14 979	67 239	130	44	33	24	19	5	5	-	-	-	
44411	Home centers .....	795	4 129	19 307	9	2	2	-	-	1	4	-	-	-	
444110	Home centers .....	795	4 129	19 307	9	2	2	-	-	1	4	-	-	-	
44413	Hardware stores .....	282	1 213	5 616	19	5	2	8	3	1	-	-	-	-	
444130	Hardware stores .....	282	1 213	5 616	19	5	2	8	3	1	-	-	-	-	
44419	Other building material dealers .....	1 151	9 115	40 275	88	28	26	14	16	3	1	-	-	-	
444190	Other building material dealers .....	1 151	9 115	40 275	88	28	26	14	16	3	1	-	-	-	
4442	Lawn & garden equip & supplies stores .....	267	1 048	5 260	47	27	14	3	3	-	-	-	-	-	
44422	Nursery & garden centers .....	197	667	3 221	38	23	11	2	2	-	-	-	-	-	
444220	Nursery & garden centers .....	197	667	3 221	38	23	11	2	2	-	-	-	-	-	
445	Food & beverage stores .....	5 676	25 718	110 535	301	149	48	31	30	27	16	-	-	-	
4451	Grocery stores .....	5 259	24 348	104 071	216	86	34	26	29	25	16	-	-	-	
44511	Grocery (except convenience) stores .....	5 032	23 790	101 519	158	50	17	21	29	25	16	-	-	-	
445110	Grocery (except convenience) stores .....	5 032	23 790	101 519	158	50	17	21	29	25	16	-	-	-	
44512	Convenience stores .....	227	558	2 552	58	36	17	5	-	-	-	-	-	-	
445120	Convenience stores .....	227	558	2 552	58	36	17	5	-	-	-	-	-	-	
4452	Specialty food stores .....	312	832	4 107	55	38	10	4	1	2	-	-	-	-	
44529	Other specialty food stores .....	173	407	2 007	35	24	7	3	-	1	-	-	-	-	
445299	All other specialty food stores .....	114	219	1 208	21	16	2	2	-	1	-	-	-	-	
4453	Beer, wine & liquor stores .....	105	538	2 357	30	25	4	1	-	-	-	-	-	-	
44531	Beer, wine & liquor stores .....	105	538	2 357	30	25	4	1	-	-	-	-	-	-	
445310	Beer, wine & liquor stores .....	105	538	2 357	30	25	4	1	-	-	-	-	-	-	
446	Health & personal care stores .....	1 410	6 947	29 410	141	63	29	28	18	3	-	-	-	-	
4461	Health & personal care stores .....	1 410	6 947	29 410	141	63	29	28	18	3	-	-	-	-	
44611	Pharmacies & drug stores .....	984	4 969	21 376	63	15	12	19	14	3	-	-	-	-	
446110	Pharmacies & drug stores .....	984	4 969	21 376	63	15	12	19	14	3	-	-	-	-	
44612	Cosmetics, beauty supplies & perfume stores .....	105	295	1 313	19	9	6	4	-	-	-	-	-	-	
446120	Cosmetics, beauty supplies & perfume stores .....	105	295	1 313	19	9	6	4	-	-	-	-	-	-	
44613	Optical goods stores .....	145	751	3 044	31	21	8	1	1	-	-	-	-	-	
446130	Optical goods stores .....	145	751	3 044	31	21	8	1	1	-	-	-	-	-	
44619	Other health & personal care stores .....	176	932	3 677	28	18	3	4	3	-	-	-	-	-	
447	Gasoline stations .....	1 398	4 339	18 440	192	60	68	58	6	-	-	-	-	-	
4471	Gasoline stations .....	1 398	4 339	18 440	192	60	68	58	6	-	-	-	-	-	
44711	Gasoline stations with convenience stores ..	975	2 898	12 198	124	35	43	42	4	-	-	-	-	-	
447110	Gasoline stations with convenience stores ..	975	2 898	12 198	124	35	43	42	4	-	-	-	-	-	
44719	Other gasoline stations .....	423	1 441	6 242	68	25	25	16	2	-	-	-	-	-	
447190	Other gasoline stations .....	423	1 441	6 242	68	25	25	16	2	-	-	-	-	-	
448	Clothing & clothing accessories stores .....	2 215	8 370	34 837	243	104	85	37	13	2	1	1	-	-	
4481	Clothing stores .....	1 655	5 836	25 142	127	39	45	27	12	2	1	1	-	-	
44812	Women's clothing stores .....	273	847	2 974	44	17	16	10	1	-	-	-	-	-	
448120	Women's clothing stores .....	273	847	2 974	44	17	16	10	1	-	-	-	-	-	
44813	Children's & infants' clothing stores .....	(C)	(D)	(D)	8	2	2	2	2	-	-	-	-	-	
44814	Family clothing stores .....	1 021	3 980	17 501	32	4	6	9	9	2	1	1	-	-	
448140	Family clothing stores .....	1 021	3 980	17 501	32	4	6	9	9	2	1	1	-	-	
44819	Other clothing stores .....	119	384	1 927	20	9	7	4	-	-	-	-	-	-	
448190	Other clothing stores .....	119	384	1 927	20	9	7	4	-	-	-	-	-	-	
4482	Shoe stores .....	231	781	3 424	51	32	17	1	1	-	-	-	-	-	
44821	Shoe stores .....	231	781	3 424	51	32	17	1	1	-	-	-	-	-	
448210	Shoe stores .....	231	781	3 424	51	32	17	1	1	-	-	-	-	-	
4483	Jewelry, luggage & leather goods stores .....	329	1 753	6 271	65	33	23	9	-	-	-	-	-	-	
44831	Jewelry stores .....	311	1 710	6 074	60	30	21	9	-	-	-	-	-	-	
448310	Jewelry stores .....	311	1 710	6 074	60	30	21	9	-	-	-	-	-	-	
451	Sporting goods, hobby, book & music stores .....	1 540	5 535	23 574	157	63	43	34	13	4	-	-	-	-	
4511	Sporting goods, hobby, musical instrument stores .....	1 141	4 499	19 179	117	52	28	24	10	3	-	-	-	-	
45111	Sporting goods stores .....	541	2 290	9 472	55	22	16	11	4	2	-	-	-	-	
451110	Sporting goods stores .....	541	2 290	9 472	55	22	16	11	4	2	-	-	-	-	
45112	Hobby, toy & game stores .....	384	1 369	5 814	36	17	10	3	5	1	-	-	-	-	
451120	Hobby, toy & game stores .....	384	1 369	5 814	36	17	10	3	5	1	-	-	-	-	
45113	Sewing, needlework & piece goods stores ..	130	312	1 321	15	7	-	8	-	-	-	-	-	-	
451130	Sewing, needlework & piece goods stores ..	130	312	1 321	15	7	-	8	-	-	-	-	-	-	
4512	Book, periodical & music stores .....	399	1 036	4 395	40	11	15	10	3	1	-	-	-	-	
45121	Book stores & news dealers .....	259	709	3 065	24	7	9	5	2	1	-	-	-	-	
451211	Book stores .....	241	680	2 930	21	6	7	5	2	1	-	-	-	-	
45122	Prerecorded tape, CD & record stores .....	140	327	1 330	16	4	6	5	1	-	-	-	-	-	
451220	Prerecorded tape, CD & record stores .....	140	327	1 330	16	4	6	5	1	-	-	-	-	-	
452	General merchandise stores .....	5 308	21 031	92 410	51	9	6	5	3	7	12	9	-	-	
4521	Department stores .....	2 965	11 171	47 404	19	-	-	-	-	5	10	4	-	-	
45211	Department stores .....	2 965	11 171	47 404	19	-	-	-	-	5	10	4	-	-	
452110	Department stores .....	2 965	11 171	47 404	19	-	-	-	-	5	10	4	-	-	
4529	Other general merchandise stores .....	2 343	9 860	45 006	32	9	6	5	3	2	2	5	-	-	
45291	Warehouse clubs & superstores .....	(G)	(D)	(D)	9	-	-	-	-	2	2	5	-	-	
45299	All other general merchandise stores .....	(C)	(D)	(D)	23	9	6	5	3	-	-	-	-	-	

Note: Employment-size classes are indicated as follows: A—0 to 19; B—20 to 99; C—100 to 249; E—250 to 499; F—500 to 999; G—1,000 to 2,499; H—2,500 to 4,999; I—5,000 to 9,999; J—10,000 to 24,999; K—25,000 to 49,999; L—50,000 to 99,999; M—100,000 or more.

**Table 6. Counties—Employees, Payroll, and Establishments by Industry: 1999—Con.**

[Excludes most government employees, railroad employees, and self-employed persons. Size class 1 to 4 includes establishments with payroll, but no employees, during mid-March pay period. (D) denotes figures withheld to avoid disclosing data for individual companies; the data are included in broader industry totals. Detailed industries with 100 or more employees are shown if industry was not a (D). For explanation of terms, abbreviations, and data reliability/comparability, see introductory text]

NAICS code	Industry	Number of employees for week including March 12	Payroll (\$1,000)		Total number of establishments	Number of establishments by employment-size class																			
			First quarter	Annual		1 to 4	5 to 9	10 to 19	20 to 49	50 to 99	100 to 249	250 to 499	500 to 999	1,000 or more											
<b>PIERCE—Con.</b>																									
<b>44-45 Retail trade—Con.</b>																									
453	Miscellaneous store retailers	2 472	8 682	35 637	345	187	68	61	27	2	—	—	—	—	—	—									
4531	Florists	255	730	3 142	50	29	11	10	—	—	—	—	—	—	—	—									
453110	Florists	255	730	3 142	50	29	11	10	—	—	—	—	—	—	—	—									
4532	Office supplies, stationery & gift stores	717	2 141	8 867	105	54	21	22	8	—	—	—	—	—	—	—									
45321	Office supplies & stationery stores	219	965	4 094	14	5	1	2	6	—	—	—	—	—	—	—									
453210	Office supplies & stationery stores	219	965	4 094	14	5	1	2	6	—	—	—	—	—	—	—									
45322	Gift, novelty & souvenir stores	498	1 176	4 773	91	49	20	20	2	—	—	—	—	—	—	—									
453220	Gift, novelty & souvenir stores	498	1 176	4 773	91	49	20	20	2	—	—	—	—	—	—	—									
4533	Used merchandise stores	541	1 686	7 338	64	38	8	10	7	1	—	—	—	—	—	—									
45331	Used merchandise stores	541	1 686	7 338	64	38	8	10	7	1	—	—	—	—	—	—									
453310	Used merchandise stores	541	1 686	7 338	64	38	8	10	7	1	—	—	—	—	—	—									
4539	Other miscellaneous store retailers	959	4 125	16 290	126	66	28	19	12	1	—	—	—	—	—	—									
45391	Pet & pet supplies stores	282	680	3 208	29	13	7	4	5	—	—	—	—	—	—	—									
453910	Pet & pet supplies stores	282	680	3 208	29	13	7	4	5	—	—	—	—	—	—	—									
45393	Manufactured (mobile) home dealers	211	1 581	4 853	22	8	4	8	2	—	—	—	—	—	—	—									
453930	Manufactured (mobile) home dealers	211	1 581	4 853	22	8	4	8	2	—	—	—	—	—	—	—									
45399	All other miscellaneous store retailers	445	1 807	7 906	70	41	17	6	5	1	—	—	—	—	—	—									
453991	Tobacco stores	244	999	4 346	25	12	6	3	3	1	—	—	—	—	—	—									
453998	All other misc store retailers (exc tobacco)	201	808	3 560	45	29	11	3	2	—	—	—	—	—	—	—									
454	Nonstore retailers	854	4 742	22 098	90	61	13	7	5	2	2	—	—	—	—	—									
4541	Electronic shopping & mail-order houses	376	1 816	8 423	25	16	3	3	1	1	1	—	—	—	—	—									
45411	Electronic shopping & mail-order houses	376	1 816	8 423	25	16	3	3	1	1	1	—	—	—	—	—									
454110	Electronic shopping & mail-order houses	376	1 816	8 423	25	16	3	3	1	1	1	—	—	—	—	—									
4543	Direct selling establishments	404	2 361	11 548	59	43	8	3	3	1	1	—	—	—	—	—									
45431	Fuel dealers	211	1 129	5 577	13	7	2	1	2	—	—	—	—	—	—	—									
454311	Heating oil dealers	189	970	4 711	7	3	1	—	2	—	—	—	—	—	—	—									
45439	Other direct selling establishments	193	1 232	5 971	46	36	6	2	1	1	—	—	—	—	—	—									
454390	Other direct selling establishments	193	1 232	5 971	46	36	6	2	1	1	—	—	—	—	—	—									
<b>48-49 Transportation &amp; warehousing</b>													<b>7 917</b>	<b>58 609</b>	<b>271 737</b>	<b>432</b>	<b>239</b>	<b>76</b>	<b>48</b>	<b>44</b>	<b>15</b>	<b>6</b>	<b>2</b>	<b>1</b>	<b>1</b>
483	Water transportation	(E)	(D)	(D)	6	3	—	1	—	1	—	1	—	1	—	—									
4831	Deep sea, coastal & Great Lakes water trans	(E)	(D)	(D)	5	2	—	1	—	1	—	1	—	1	—	—									
48311	Deep sea, coastal & Great Lakes water trans	(E)	(D)	(D)	5	2	—	1	—	1	—	1	—	1	—	—									
484	Truck transportation	5 114	39 090	182 930	247	140	38	28	30	6	2	1	1	1	1	1									
4841	General freight trucking	3 651	29 176	134 865	117	69	16	12	13	4	—	1	1	1	1	1									
48411	General freight trucking, local	324	2 173	10 915	43	26	8	4	4	1	—	—	—	—	—	—									
484110	General freight trucking, local	324	2 173	10 915	43	26	8	4	4	1	—	—	—	—	—	—									
48412	General freight trucking, long-distance	3 327	27 003	123 950	74	43	8	8	9	3	—	1	1	1	1	1									
484121	General freight trucking, long-distance, TL	3 099	25 250	115 869	64	38	8	8	5	2	—	1	1	1	1	1									
484122	General freight trucking, long-distance, LTL	228	1 753	8 081	10	5	—	—	4	1	—	—	—	—	—	—									
4842	Specialized freight trucking	1 463	9 914	48 065	130	71	22	16	17	2	2	—	—	—	—	—									
48421	Used household & office goods moving	522	2 975	13 683	40	10	9	9	12	—	—	—	—	—	—	—									
484210	Used household & office goods moving	522	2 975	13 683	40	10	9	9	12	—	—	—	—	—	—	—									
48422	Specialized freight (exc used) trucking, local	450	2 971	17 124	61	45	8	4	3	—	1	—	—	—	—	—									
484220	Specialized freight (exc used) trucking, local	450	2 971	17 124	61	45	8	4	3	—	1	—	—	—	—	—									
48423	Specialized freight (exc used) trucking, LDist	491	3 968	17 258	29	16	5	3	2	2	1	—	—	—	—	—									
484230	Specialized freight (exc used) trucking, LDist	491	3 968	17 258	29	16	5	3	2	2	1	—	—	—	—	—									
485	Transit & ground passenger transportation	661	2 705	11 725	32	17	5	3	4	1	2	—	—	—	—	—									
4851	Urban transit systems	(C)	(D)	(D)	2	—	1	—	—	—	1	—	—	—	—	—									
48511	Urban transit systems	(C)	(D)	(D)	2	—	1	—	—	—	1	—	—	—	—	—									
4854	School & employee bus transportation	(E)	(D)	(D)	3	1	—	—	—	—	1	—	—	—	—	—									
48541	School & employee bus transportation	(E)	(D)	(D)	3	1	—	—	—	—	1	—	—	—	—	—									
4859	Oth transit & ground passenger transportation	117	408	2 049	11	6	3	—	1	1	—	—	—	—	—	—									
48599	Oth transit & ground passenger transportation	117	408	2 049	11	6	3	—	1	1	—	—	—	—	—	—									
485991	Special needs transportation	106	352	1 783	7	3	2	—	1	1	—	—	—	—	—	—									
488	Transportation support activities	953	5 963	25 687	100	53	25	11	5	6	—	—	—	—	—	—									
4881	Air transportation support activities	(C)	(D)	(D)	14	9	2	1	2	—	—	—	—	—	—	—									
4882	Rail transportation support activities	169	696	2 453	7	1	2	2	—	2	—	—	—	—	—	—									
48821	Rail transportation support activities	169	696	2 453	7	1	2	2	—	2	—	—	—	—	—	—									
488210	Rail transportation support activities	169	696	2 453	7	1	2	2	—	2	—	—	—	—	—	—									
4883	Water transportation support activities	155	1 687	6 817	16	12	1	2	—	1	—	—	—	—	—	—									
48832	Marine cargo handling	139	1 508	5 956	6	2	1	2	—	1	—	—	—	—	—	—									
488320	Marine cargo handling	139	1 508	5 956	6	2	1	2	—	1	—	—	—	—	—	—									
4884	Road transportation support activities	322	1 168	5 106	33	13	12	4	2	2	—	—	—	—	—	—									
48841	Motor vehicle towing	230	834	3 557	26	11	8	4	2	1	—	—	—	—	—	—									
488410	Motor vehicle towing	230	834	3 557	26	11	8	4	2	1	—	—	—	—	—	—									
4885	Freight transportation arrangement	202	1 633	8 208	29	17	8	2	1	1	—	—	—	—	—	—									
48851	Freight transportation arrangement	202	1 633	8 208	29	17	8	2	1	1	—	—	—	—	—	—									
488510	Freight transportation arrangement	202	1 633	8 208	29	17	8	2	1	1	—	—	—	—	—	—									
492	Couriers & messengers	(E)	(D)	(D)	19	13	1	1	2	1	1	—	—	—	—	—									
4921	Couriers	219	1 644	7 228	12	7	1	1	2	—	1	—	—	—	—	—									
49211	Couriers	219	1 644	7 228	12	7	1	1	2	—	1	—	—	—	—	—									
492110	Couriers	219	1 644	7 228	12	7	1	1	2	—	1	—	—	—	—	—									
493	Warehousing & storage	366	2 863	12 447	18	7	5	2	3	—	1	—	—	—	—	—									
4931	Warehousing & storage	366	2 863	12 447	18	7	5	2	3	—	1	—	—	—	—	—									
49319	Other warehousing & storage	250	2 152	8 764	5	1	3	—	—	—	1	—	—	—	—	—									
493190	Other warehousing & storage	250	2 152	8 764	5	1	3	—	—	—	1	—	—	—	—	—									

Note: Employment-size classes are indicated as follows: A—0 to 19; B—20 to 99; C—100 to 249; E—250 to 499; F—500 to 999; G—1,000 to 2,499; H—2,500 to 4,999; I—5,000 to 9,999; J—10,000 to 24,999; K—25,000 to 49,999; L—50,000 to 99,999; M—100,000 or more.

**Table 6. Counties—Employees, Payroll, and Establishments by Industry: 1999—Con.**

[Excludes most government employees, railroad employees, and self-employed persons. Size class 1 to 4 includes establishments with payroll, but no employees, during mid-March pay period. (D) denotes figures withheld to avoid disclosing data for individual companies; the data are included in broader industry totals. Detailed industries with 100 or more employees are shown if industry was not a (D). For explanation of terms, abbreviations, and data reliability/comparability, see introductory text]

NAICS code	Industry	Number of employees for week including March 12	Payroll (\$1,000)		Total number of establishments	Number of establishments by employment-size class								
			First quarter	Annual		1 to 4	5 to 9	10 to 19	20 to 49	50 to 99	100 to 249	250 to 499	500 to 999	1,000 or more
<b>PIERCE—Con.</b>														
<b>51</b>	<b>Information</b>	<b>3 403</b>	<b>25 813</b>	<b>113 275</b>	<b>153</b>	<b>82</b>	<b>20</b>	<b>20</b>	<b>16</b>	<b>7</b>	<b>6</b>	<b>1</b>	<b>1</b>	<b>-</b>
511	Publishing industries	1 086	8 523	38 658	38	21	5	6	3	1	1	-	1	-
5111	Newspaper, periodical, book, database publishers	1 023	7 971	35 041	23	8	5	6	1	1	1	-	1	-
51111	Newspaper publishers (F)	(D)	(D)	(D)	8	-	3	3	-	1	-	-	1	-
51114	Database and directory publishers (C)	(D)	(D)	(D)	2	-	1	-	-	-	1	-	-	-
512	Motion picture & sound recording industries	415	794	3 221	31	17	2	2	8	2	-	-	-	-
5121	Motion picture & video industries (E)	(D)	(D)	(D)	29	15	2	2	8	2	-	-	-	-
51213	Motion picture & video exhibition	400	721	2 875	19	5	2	2	8	2	-	-	-	-
512131	Motion picture theaters (except drive-ins)	400	721	2 875	19	5	2	2	8	2	-	-	-	-
513	Broadcasting & telecommunications	1 172	12 731	55 642	59	26	13	10	4	3	3	-	-	-
5132	Cable networks & program distribution (E)	(D)	(D)	(D)	8	5	1	-	-	1	1	-	-	-
51322	Cable & other program distribution (E)	(D)	(D)	(D)	5	3	-	-	-	1	1	-	-	-
5133	Telecommunications	765	8 573	35 710	47	19	11	10	4	1	2	-	-	-
51331	Wired telecommunications carriers	686	7 956	33 311	34	13	6	9	3	1	2	-	-	-
513310	Wired telecommunications carriers	686	7 956	33 311	34	13	6	9	3	1	2	-	-	-
514	Information & data processing services	730	3 765	15 754	25	18	-	2	1	1	2	1	-	-
5141	Information services	413	1 727	8 239	16	12	-	2	-	1	-	1	-	-
51412	Libraries & archives (E)	(D)	(D)	(D)	1	-	-	-	-	-	-	1	-	-
51419	Other information services (C)	(D)	(D)	(D)	15	12	-	2	-	1	-	-	-	-
5142	Data processing services	317	2 038	7 515	9	6	-	-	1	-	2	-	-	-
51421	Data processing services	317	2 038	7 515	9	6	-	-	1	-	2	-	-	-
514210	Data processing services	317	2 038	7 515	9	6	-	-	1	-	2	-	-	-
<b>52</b>	<b>Finance &amp; insurance</b>	<b>7 936</b>	<b>99 019</b>	<b>391 536</b>	<b>846</b>	<b>476</b>	<b>194</b>	<b>118</b>	<b>35</b>	<b>16</b>	<b>4</b>	<b>1</b>	<b>2</b>	<b>-</b>
522	Credit intermediation & related activities	4 398	39 000	154 699	405	135	145	90	24	7	3	1	-	-
5221	Depository credit intermediation	3 196	28 005	110 188	227	54	80	67	17	5	3	1	-	-
52211	Commercial banking	2 122	18 628	69 741	144	25	57	46	11	2	2	1	-	-
522110	Commercial banking	2 122	18 628	69 741	144	25	57	46	11	2	2	1	-	-
52212	Savings institutions	384	3 337	18 262	45	16	14	13	2	-	-	-	-	-
522120	Savings institutions	384	3 337	18 262	45	16	14	13	2	-	-	-	-	-
52213	Credit unions	690	6 040	22 185	38	13	9	8	4	3	1	-	-	-
522130	Credit unions	690	6 040	22 185	38	13	9	8	4	3	1	-	-	-
5222	Nondepository credit intermediation	829	8 321	33 534	108	45	39	18	4	2	-	-	-	-
52229	Other nondepository credit intermediation	763	7 520	29 197	97	41	36	14	4	2	-	-	-	-
522292	Real estate credit	546	5 851	22 584	62	24	22	11	3	2	-	-	-	-
5223	Activities related to credit intermediation	373	2 674	10 977	70	36	26	5	3	-	-	-	-	-
52231	Mortgage & nonmortgage brokers	235	1 951	7 549	40	22	11	4	3	-	-	-	-	-
522310	Mortgage & nonmortgage brokers	235	1 951	7 549	40	22	11	4	3	-	-	-	-	-
52239	Other credit intermediation activities (C)	(D)	(D)	(D)	29	13	15	1	-	-	-	-	-	-
523	Security, commodity contracts & like activity	1 450	39 837	157 343	129	98	13	10	3	3	1	-	1	-
5231	Secrty & comdty contracts intermed & brokerage	386	8 767	30 083	67	51	7	4	3	2	-	-	-	-
52312	Securities brokerage	354	8 219	27 684	63	50	5	3	3	2	-	-	-	-
523120	Securities brokerage	354	8 219	27 684	63	50	5	3	3	2	-	-	-	-
5239	Other financial investment activities	1 064	31 070	127 260	62	47	6	6	-	1	1	-	1	-
52392	Portfolio management	212	3 770	15 982	18	15	1	1	-	-	-	-	-	-
523920	Portfolio management	212	3 770	15 982	18	15	1	1	-	-	-	-	-	-
52393	Investment advice (F)	(D)	(D)	(D)	22	15	3	3	-	-	-	-	1	-
52399	All other financial investment activities (C)	(D)	(D)	(D)	13	10	1	1	-	1	-	-	-	-
524	Insurance carriers & related activities	(G)	(D)	(D)	309	240	36	18	8	6	-	-	1	-
5241	Insurance carriers	1 160	11 673	45 995	73	50	7	6	5	4	-	-	1	-
52411	Direct life, health, medical insurance carriers	740	6 907	27 078	14	5	4	-	4	-	-	-	1	-
52412	Other direct insurance carriers (E)	(D)	(D)	(D)	57	44	3	6	1	3	-	-	-	-
524127	Direct title insurance carriers	209	2 396	9 815	10	2	3	2	1	2	-	-	-	-
5242	Agencies & other insurance related activities (F)	(D)	(D)	(D)	236	190	29	12	3	2	-	-	-	-
52421	Insurance agencies & brokerages	829	7 844	30 661	212	171	26	11	2	2	-	-	-	-
524210	Insurance agencies & brokerages	829	7 844	30 661	212	171	26	11	2	2	-	-	-	-
<b>53</b>	<b>Real estate &amp; rental &amp; leasing</b>	<b>4 438</b>	<b>21 863</b>	<b>94 504</b>	<b>744</b>	<b>509</b>	<b>133</b>	<b>64</b>	<b>30</b>	<b>4</b>	<b>3</b>	<b>1</b>	<b>-</b>	<b>-</b>
531	Real estate	3 121	14 424	61 302	604	448	96	36	19	2	2	1	-	-
5311	Lessors of real estate	1 398	5 814	24 355	338	267	50	12	8	-	1	-	-	-
53111	Lessors of residential buildings & dwellings	963	3 382	14 207	213	169	33	4	6	-	1	-	-	-
531110	Lessors of residential buildings & dwellings	963	3 382	14 207	213	169	33	4	6	-	1	-	-	-
53112	Lessors of nonres bldg (exc minwarehouses)	264	1 943	7 931	61	43	12	4	2	-	-	-	-	-
531120	Lessors of nonres bldg (exc minwarehouses)	264	1 943	7 931	61	43	12	4	2	-	-	-	-	-
53113	Lessors of miniwarehouses & self storage units	112	336	1 521	36	29	4	3	-	-	-	-	-	-
531130	Lessors of miniwarehouses & self storage units	112	336	1 521	36	29	4	3	-	-	-	-	-	-
5312	Offices of real estate agents & brokers	546	3 124	13 224	139	102	22	11	4	-	-	-	-	-
53121	Offices of real estate agents & brokers	546	3 124	13 224	139	102	22	11	4	-	-	-	-	-
531210	Offices of real estate agents & brokers	546	3 124	13 224	139	102	22	11	4	-	-	-	-	-
5313	Activities related to real estate	1 177	5 486	23 723	127	79	24	13	7	2	1	1	-	-
53131	Real estate property managers	951	4 017	17 209	74	44	12	10	4	2	1	1	-	-
531311	Residential property managers	774	3 169	13 595	55	33	8	9	2	1	1	1	-	-
531312	Nonresidential property managers	177	848	3 614	19	11	4	1	2	1	-	-	-	-
53132	Offices of real estate appraisers	117	746	3 206	25	18	3	2	2	-	-	-	-	-
531320	Offices of real estate appraisers	117	746	3 206	25	18	3	2	2	-	-	-	-	-
53139	Other activities related to real estate	109	723	3 308	28	17	9	1	1	-	-	-	-	-
531390	Other activities related to real estate	109	723	3 308	28	17	9	1	1	-	-	-	-	-

Note: Employment-size classes are indicated as follows: A—0 to 19; B—20 to 99; C—100 to 249; E—250 to 499; F—500 to 999; G—1,000 to 2,499; H—2,500 to 4,999; I—5,000 to 9,999; J—10,000 to 24,999; K—25,000 to 49,999; L—50,000 to 99,999; M—100,000 or more.

**Table 6. Counties—Employees, Payroll, and Establishments by Industry: 1999—Con.**

[Excludes most government employees, railroad employees, and self-employed persons. Size class 1 to 4 includes establishments with payroll, but no employees, during mid-March pay period. (D) denotes figures withheld to avoid disclosing data for individual companies; the data are included in broader industry totals. Detailed industries with 100 or more employees are shown if industry was not a (D). For explanation of terms, abbreviations, and data reliability/comparability, see introductory text]

NAICS code	Industry	Number of employees for week including March 12	Payroll (\$1,000)		Total number of establishments	Number of establishments by employment-size class								
			First quarter	Annual		1 to 4	5 to 9	10 to 19	20 to 49	50 to 99	100 to 249	250 to 499	500 to 999	1,000 or more
<b>PIERCE—Con.</b>														
<b>53</b>	<b>Real estate &amp; rental &amp; leasing—Con.</b>													
532	Rental & leasing services .....	(G)	(D)	(D)	138	60	37	27	11	2	1	—	—	—
5321	Automotive equipment rental & leasing .....	179	1 372	5 479	21	11	6	3	—	1	—	—	—	—
5322	Consumer goods rental .....	631	2 384	10 099	75	34	18	16	6	1	—	—	—	—
53223	Video tape & disc rental .....	328	662	2 476	45	19	11	13	2	—	—	—	—	—
532230	Video tape & disc rental .....	328	662	2 476	45	19	11	13	2	—	—	—	—	—
53229	Other consumer goods rental .....	172	1 149	4 578	11	3	2	2	3	1	—	—	—	—
5323	General rental centers .....	269	1 933	9 096	19	6	9	1	2	—	1	—	—	—
53231	General rental centers .....	269	1 933	9 096	19	6	9	1	2	—	1	—	—	—
532310	General rental centers .....	269	1 933	9 096	19	6	9	1	2	—	1	—	—	—
5324	Commercial, industrial equip rental & leasing ...	(C)	(D)	(D)	23	9	4	7	3	—	—	—	—	—
53241	Const, trans, mining equip rental & leasing ...	143	1 103	5 060	11	2	2	5	2	—	—	—	—	—
532412	Const, mining, forestry equip rental & leasing .....	143	1 103	5 060	11	2	2	5	2	—	—	—	—	—
<b>54</b>	<b>Professional, scientific &amp; technical services</b>	<b>6 767</b>	<b>53 714</b>	<b>242 648</b>	<b>1 112</b>	<b>771</b>	<b>182</b>	<b>96</b>	<b>50</b>	<b>9</b>	<b>1</b>	<b>3</b>	—	—
541	Professional, scientific & technical services .....	6 767	53 714	242 648	1 112	771	182	96	50	9	1	3	—	—
5411	Legal services .....	1 614	13 533	62 033	333	245	50	27	8	2	1	—	—	—
54111	Offices of lawyers .....	1 540	13 192	60 474	323	239	50	24	7	2	1	—	—	—
541110	Offices of lawyers .....	1 540	13 192	60 474	323	239	50	24	7	2	1	—	—	—
5412	Accounting, tax prep, bookkeep, payroll services .....	942	5 961	26 508	190	137	31	13	6	3	—	—	—	—
54121	Accounting, tax prep, bookkeep, payroll services .....	942	5 961	26 508	190	137	31	13	6	3	—	—	—	—
541211	Offices of certified public accountants .....	496	4 238	19 595	85	56	18	5	4	2	—	—	—	—
541213	Tax preparation services .....	200	469	1 675	23	14	3	5	—	1	—	—	—	—
541219	Other accounting services .....	192	786	3 192	76	64	9	3	—	—	—	—	—	—
5413	Architectural, engineering & related services ...	1 362	13 397	63 276	169	93	35	21	18	2	—	—	—	—
54131	Architectural services .....	286	2 615	12 723	38	21	8	4	5	—	—	—	—	—
541310	Architectural services .....	286	2 615	12 723	38	21	8	4	5	—	—	—	—	—
54133	Engineering services .....	783	8 736	40 992	80	39	18	12	9	2	—	—	—	—
541330	Engineering services .....	783	8 736	40 992	80	39	18	12	9	2	—	—	—	—
54138	Testing laboratories .....	139	1 141	4 942	11	4	1	4	2	—	—	—	—	—
541380	Testing laboratories .....	139	1 141	4 942	11	4	1	4	2	—	—	—	—	—
5414	Specialized design services .....	129	624	1 816	30	25	3	1	—	1	—	—	—	—
54143	Graphic design services .....	106	530	1 363	14	9	3	1	—	1	—	—	—	—
541430	Graphic design services .....	106	530	1 363	14	9	3	1	—	1	—	—	—	—
5415	Computer systems design & related services ...	1 153	11 048	48 098	81	59	12	5	2	—	—	3	—	—
54151	Computer systems design & related services ...	1 153	11 048	48 098	81	59	12	5	2	—	—	3	—	—
541511	Custom computer programming services ...	502	5 560	23 607	35	26	2	4	2	—	—	1	—	—
541512	Computer systems design services .....	327	3 373	14 977	26	19	5	1	—	—	—	1	—	—
5416	Management, sci & tech consulting services ....	373	2 993	14 717	122	99	16	4	3	—	—	—	—	—
54161	Management consulting services .....	262	2 213	11 113	85	69	12	2	2	—	—	—	—	—
541611	Admin & gen management consulting services .....	145	1 197	6 168	43	34	7	1	1	—	—	—	—	—
5417	Scientific R&D services .....	147	1 108	4 163	18	11	3	2	1	1	—	—	—	—
54171	R&D in physical, engineering & life sciences ..	110	857	3 087	12	7	3	1	—	1	—	—	—	—
541710	R&D in physical, engineering & life sciences .....	110	857	3 087	12	7	3	1	—	1	—	—	—	—
5418	Advertising & related services .....	224	1 336	6 122	49	38	4	6	1	—	—	—	—	—
5419	Oth professional, scientific, technical services ..	823	3 714	15 915	120	64	28	17	11	—	—	—	—	—
54192	Photography studios, portrait .....	(C)	(D)	(D)	31	21	6	4	—	—	—	—	—	—
541921	Photography studios, portrait .....	100	278	1 425	28	19	6	3	—	—	—	—	—	—
54194	Veterinary services .....	502	2 397	10 034	57	19	20	12	6	—	—	—	—	—
541940	Veterinary services .....	502	2 397	10 034	57	19	20	12	6	—	—	—	—	—
54199	All oth prof, scientific & technical services ...	119	782	3 270	25	20	2	—	3	—	—	—	—	—
541990	All oth prof, scientific & technical services ...	119	782	3 270	25	20	2	—	3	—	—	—	—	—
<b>55</b>	<b>Management of companies &amp; enterprises</b>	<b>5 591</b>	<b>35 764</b>	<b>160 091</b>	<b>62</b>	<b>25</b>	<b>11</b>	<b>11</b>	<b>7</b>	<b>1</b>	<b>1</b>	<b>2</b>	<b>3</b>	<b>1</b>
551	Management of companies & enterprises .....	5 591	35 764	160 091	62	25	11	11	7	1	1	2	3	1
5511	Management of companies & enterprises .....	5 591	35 764	160 091	62	25	11	11	7	1	1	2	3	1
55111	Management of companies & enterprises .....	5 591	35 764	160 091	62	25	11	11	7	1	1	2	3	1
551114	Corp, subsidiary & regional managing offices .....	5 577	35 563	153 003	56	20	11	10	7	1	1	2	3	1
<b>56</b>	<b>Admin, support, waste mgt, remediation services</b>	<b>10 207</b>	<b>46 559</b>	<b>219 782</b>	<b>794</b>	<b>478</b>	<b>136</b>	<b>86</b>	<b>54</b>	<b>19</b>	<b>15</b>	<b>6</b>	—	—
561	Administrative & support services .....	9 441	40 383	189 418	748	457	131	78	45	17	14	6	—	—
5611	Office administrative services .....	435	3 068	15 556	40	23	7	3	5	2	—	—	—	—
56111	Office administrative services .....	435	3 068	15 556	40	23	7	3	5	2	—	—	—	—
561110	Office administrative services .....	435	3 068	15 556	40	23	7	3	5	2	—	—	—	—
5613	Employment services .....	3 005	15 466	72 545	49	15	7	4	6	7	6	4	—	—
56132	Temporary help services .....	2 952	15 156	70 874	38	10	2	3	6	7	6	4	—	—
561320	Temporary help services .....	2 952	15 156	70 874	38	10	2	3	6	7	6	4	—	—
5614	Business support services .....	745	3 447	15 004	79	44	17	7	9	1	004	—	—	—
56141	Document preparation services .....	184	959	3 299	13	9	3	—	—	—	1	—	—	—
561410	Document preparation services .....	184	959	3 299	13	9	3	—	—	—	1	—	—	—
56142	Telephone call centers .....	129	588	2 760	13	5	3	2	3	—	—	—	—	—
56143	Business service centers .....	164	627	2 532	20	9	5	3	3	—	—	—	—	—
561439	Oth business service centers (incl copy shops) .....	101	453	1 867	7	1	2	1	3	—	—	—	—	—
56149	Other business support services .....	153	743	4 215	16	13	—	—	1	1	—	—	—	—
561499	All other business support services .....	128	590	3 396	5	3	—	—	1	1	—	—	—	—
5615	Travel arrangement & reservation services ....	373	1 785	7 395	66	34	21	10	1	—	—	—	—	—
56151	Travel agencies .....	330	1 530	6 291	61	31	21	9	—	—	—	—	—	—
561510	Travel agencies .....	330	1 530	6 291	61	31	21	9	—	—	—	—	—	—

Note: Employment-size classes are indicated as follows: A—0 to 19; B—20 to 99; C—100 to 249; E—250 to 499; F—500 to 2,499; G—1,000 to 2,499; H—2,500 to 4,999; I—5,000 to 9,999; J—10,000 to 24,999; K—25,000 to 49,999; L—50,000 to 99,999; M—100,000 or more.

**Table 6. Counties—Employees, Payroll, and Establishments by Industry: 1999—Con.**

[Excludes most government employees, railroad employees, and self-employed persons. Size class 1 to 4 includes establishments with payroll, but no employees, during mid-March pay period. (D) denotes figures withheld to avoid disclosing data for individual companies; the data are included in broader industry totals. Detailed industries with 100 or more employees are shown if industry was not a (D). For explanation of terms, abbreviations, and data reliability/comparability, see introductory text]

NAICS code	Industry	Number of employees for week including March 12	Payroll (\$1,000)		Total number of establishments	Number of establishments by employment-size class									
			First quarter	Annual		1 to 4	5 to 9	10 to 19	20 to 49	50 to 99	100 to 249	250 to 499	500 to 999	1,000 or more	
<b>PIERCE—Con.</b>															
<b>56</b>	<b>Admin, support, waste mgt, remediation services—Con.</b>														
561	Administrative & support services—Con.														
5616	Investigation & security services	1 088	2 941	16 560	32	16	5	3	4	1	1	2	—	—	
56161	Investigation, guard & armored car services	1 012	2 494	14 521	22	10	3	3	2	1	1	2	—	—	
561612	Security guards & patrol services	874	1 660	10 821	10	5	1	—	1	—	1	2	—	—	
5617	Services to buildings & dwellings	3 226	11 907	53 955	434	294	65	47	18	6	4	—	—	—	
56171	Exterminating & pest control services	139	893	4 158	20	13	3	1	3	—	—	—	—	—	
561710	Exterminating & pest control services	139	893	4 158	20	13	3	1	3	—	—	—	—	—	
56172	Janitorial services	1 772	5 622	22 346	174	119	23	16	8	5	3	—	—	—	
561720	Janitorial services	1 772	5 622	22 346	174	119	23	16	8	5	3	—	—	—	
56173	Landscaping services	1 058	4 005	21 143	196	133	33	24	4	1	1	—	—	—	
561730	Landscaping services	1 058	4 005	21 143	196	133	33	24	4	1	1	—	—	—	
56174	Carpet & upholstery cleaning services	113	513	2 533	30	21	6	3	—	—	—	—	—	—	
561740	Carpet & upholstery cleaning services	113	513	2 533	30	21	6	3	—	—	—	—	—	—	
56179	Other services to buildings & dwellings	144	874	3 775	14	8	—	3	3	—	—	—	—	—	
561790	Other services to buildings & dwellings	144	874	3 775	14	8	—	3	3	—	—	—	—	—	
5619	Other support services	501	1 261	5 160	41	28	8	2	1	—	2	—	—	—	
56199	All other support services	479	1 178	4 835	37	26	7	1	1	—	2	—	—	—	
561990	All other support services	479	1 178	4 835	37	26	7	1	1	—	2	—	—	—	
562	Waste management & remediation services	766	6 176	30 364	46	21	5	8	9	2	1	—	—	—	
5621	Waste collection	479	3 658	17 101	22	11	3	1	5	1	1	—	—	—	
56211	Waste collection	479	3 658	17 101	22	11	3	1	5	1	1	—	—	—	
562111	Solid waste collection	422	3 253	15 288	16	8	2	—	4	1	1	—	—	—	
5629	Remediation & oth waste management services	(C)	(D)	(D)	20	9	1	6	3	1	—	—	—	—	
56291	Remediation services	(C)	(D)	(D)	7	3	—	2	1	1	—	—	—	—	
<b>61</b>	<b>Educational services</b>	<b>5 726</b>	<b>23 630</b>	<b>97 052</b>	<b>138</b>	<b>74</b>	<b>26</b>	<b>20</b>	<b>8</b>	<b>4</b>	<b>3</b>	<b>1</b>	<b>—</b>	<b>2</b>	
611	Educational services	5 726	23 630	97 052	138	74	26	20	8	4	3	1	—	2	
6111	Elementary & secondary schools	1 062	5 838	23 092	28	8	3	7	4	3	2	1	—	—	
61111	Elementary & secondary schools	1 062	5 838	23 092	28	8	3	7	4	3	2	1	—	—	
611110	Elementary & secondary schools	1 062	5 838	23 092	28	8	3	7	4	3	2	1	—	—	
6113	Colleges, universities & professional schools	4 056	14 949	61 666	8	4	—	1	—	—	1	—	—	2	
61131	Colleges, universities & professional schools	4 056	14 949	61 666	8	4	—	1	—	—	1	—	—	2	
611310	Colleges, universities & professional schools	4 056	14 949	61 666	8	4	—	1	—	—	1	—	—	2	
6115	Technical & trade schools	195	767	3 175	18	5	9	3	—	1	—	—	—	—	
61151	Technical & trade schools	195	767	3 175	18	5	9	3	—	1	—	—	—	—	
611519	Other technical & trade schools	146	583	2 384	9	1	5	2	—	1	—	—	—	—	
6116	Other schools & instruction	296	924	3 918	57	37	10	8	2	—	—	—	—	—	
61162	Sports & recreation instruction	102	232	888	23	15	4	3	1	—	—	—	—	—	
611620	Sports & recreation instruction	102	232	888	23	15	4	3	1	—	—	—	—	—	
61169	All other schools & instruction	125	554	2 410	20	13	4	2	1	—	—	—	—	—	
<b>62</b>	<b>Health care and social assistance</b>	<b>33 881</b>	<b>244 698</b>	<b>1 049 010</b>	<b>1 684</b>	<b>802</b>	<b>418</b>	<b>249</b>	<b>126</b>	<b>44</b>	<b>29</b>	<b>8</b>	<b>3</b>	<b>5</b>	
621	Ambulatory health care services	9 959	87 803	394 257	1 056	490	317	177	43	19	8	1	1	—	
6211	Offices of physicians	3 149	36 885	173 567	392	197	98	63	25	7	2	—	—	—	
62111	Offices of physicians	3 149	36 885	173 567	392	197	98	63	25	7	2	—	—	—	
621111	Offices of physicians (exc mental health)	3 111	36 577	172 160	382	188	98	62	25	7	2	—	—	—	
6212	Offices of dentists	2 196	16 454	76 396	294	81	132	77	4	—	—	—	—	—	
62121	Offices of dentists	2 196	16 454	76 396	294	81	132	77	4	—	—	—	—	—	
621210	Offices of dentists	2 196	16 454	76 396	294	81	132	77	4	—	—	—	—	—	
6213	Offices of other health practitioners	1 405	8 983	38 705	268	181	62	18	5	1	1	—	—	—	
62131	Offices of chiropractors	322	1 547	6 730	113	94	17	2	—	—	—	—	—	—	
621310	Offices of chiropractors	322	1 547	6 730	113	94	17	2	—	—	—	—	—	—	
62132	Offices of optometrists	220	1 223	5 544	40	21	14	4	1	—	—	—	—	—	
621320	Offices of optometrists	220	1 223	5 544	40	21	14	4	1	—	—	—	—	—	
62134	Offices of PT, OT, speech therapy & audiology	579	4 610	18 971	50	19	19	8	2	1	1	—	—	—	
621340	Offices of PT, OT, speech therapy & audiology	579	4 610	18 971	50	19	19	8	2	1	1	—	—	—	
62139	Offices of all other health practitioners	219	1 104	5 063	46	34	6	4	2	—	—	—	—	—	
621399	Offices of all other misc health practitioners	155	764	3 567	26	19	2	3	2	—	—	—	—	—	
6214	Outpatient care centers	2 191	20 521	84 646	58	14	19	10	5	5	3	1	1	—	
62142	Outpatient mental health, substance abuse ctrs	(E)	(D)	(D)	17	5	6	2	1	3	—	—	—	—	
62149	Other outpatient care centers	1 832	17 895	74 648	37	7	12	7	4	2	3	1	1	—	
621498	All other outpatient care centers	1 171	13 420	56 515	23	4	9	5	—	2	2	—	1	—	
6215	Medical & diagnostic laboratories	145	998	4 565	12	4	3	4	—	1	—	—	—	—	
62151	Medical & diagnostic laboratories	145	998	4 565	12	4	3	4	—	1	—	—	—	—	
6216	Home health care services	673	2 828	11 578	18	8	2	—	2	4	2	—	—	—	
62161	Home health care services	673	2 828	11 578	18	8	2	—	2	4	2	—	—	—	
621610	Home health care services	673	2 828	11 578	18	8	2	—	2	4	2	—	—	—	
6219	Other ambulatory health care services	200	1 134	4 800	14	5	1	5	2	1	—	—	—	—	
62199	All other ambulatory health care services	(C)	(D)	(D)	13	5	1	4	2	1	—	—	—	—	
622	Hospitals	(J)	(D)	(D)	10	—	1	—	—	—	—	4	—	5	
6221	General medical & surgical hospitals	10 063	90 449	378 630	9	—	1	—	—	—	—	4	—	4	
62211	General medical & surgical hospitals	10 063	90 449	378 630	9	—	1	—	—	—	—	4	—	4	
622110	General medical & surgical hospitals	10 063	90 449	378 630	9	—	1	—	—	—	—	4	—	4	
6222	Psychiatric & substance abuse hospitals	(G)	(D)	(D)	1	—	—	—	—	—	—	—	—	1	
62221	Psychiatric & substance abuse hospitals	(G)	(D)	(D)	1	—	—	—	—	—	—	—	—	1	

Note: Employment-size classes are indicated as follows: A—0 to 19; B—20 to 99; C—100 to 249; E—250 to 499; F—500 to 999; G—1,000 to 2,499; H—2,500 to 4,999; I—5,000 to 9,999; J—10,000 to 24,999; K—25,000 to 49,999; L—50,000 to 99,999; M—100,000 or more.

**Table 6. Counties—Employees, Payroll, and Establishments by Industry: 1999—Con.**

[Excludes most government employees, railroad employees, and self-employed persons. Size class 1 to 4 includes establishments with payroll, but no employees, during mid-March pay period. (D) denotes figures withheld to avoid disclosing data for individual companies; the data are included in broader industry totals. Detailed industries with 100 or more employees are shown if industry was not a (D). For explanation of terms, abbreviations, and data reliability/comparability, see introductory text]

NAICS code	Industry	Number of employees for week including March 12	Payroll (\$1,000)		Total number of establishments	Number of establishments by employment-size class								
			First quarter	Annual		1 to 4	5 to 9	10 to 19	20 to 49	50 to 99	100 to 249	250 to 499	500 to 999	1,000 or more
<b>PIERCE—Con.</b>														
<b>62 Health care and social assistance—Con.</b>														
623	Nursing & residential care facilities .....	5 773	25 726	107 928	201	77	36	17	37	16	17	1	—	—
6231	Nursing care facilities .....	3 016	15 294	63 177	37	7	1	1	4	10	14	—	—	—
62311	Nursing care facilities .....	3 016	15 294	63 177	37	7	1	1	4	10	14	—	—	—
623110	Nursing care facilities .....	3 016	15 294	63 177	37	7	1	1	4	10	14	—	—	—
6232	Residential mental retardation, health facili .....	883	3 551	14 763	39	10	7	6	12	3	1	—	—	—
62321	Residential mental retardation facilities .....	449	1 879	8 456	16	4	3	3	4	1	1	—	—	—
623210	Residential mental retardation facilities .....	449	1 879	8 456	16	4	3	3	4	1	1	—	—	—
62322	Residential mental health, subst abuse facili ..	434	1 672	6 307	23	6	4	3	8	2	—	—	—	—
623220	Residential mental health, subst abuse facili ..	434	1 672	6 307	23	6	4	3	8	2	—	—	—	—
6233	Community care facilities for the elderly .....	1 617	5 778	25 500	106	53	24	9	14	3	2	1	—	—
62331	Community care facilities for the elderly .....	1 617	5 778	25 500	106	53	24	9	14	3	2	1	—	—
623311	Continuing care retirement communities .....	744	3 059	13 733	10	1	2	1	2	1	2	1	—	—
623312	Homes for the elderly .....	873	2 719	11 767	96	52	22	8	12	2	—	—	—	—
6239	Other residential care facilities .....	257	1 103	4 488	19	7	4	1	7	—	—	—	—	—
62399	Other residential care facilities .....	257	1 103	4 488	19	7	4	1	7	—	—	—	—	—
623990	Other residential care facilities .....	257	1 103	4 488	19	7	4	1	7	—	—	—	—	—
624	Social assistance .....	(I)	(D)	(D)	417	235	64	55	46	9	4	2	2	—
6241	Individual & family services .....	2 979	12 291	51 646	104	53	23	8	10	4	3	2	1	—
62411	Child & youth services .....	333	2 221	9 087	20	8	5	4	2	—	1	—	—	—
624110	Child & youth services .....	333	2 221	9 087	20	8	5	4	2	—	1	—	—	—
62412	Services for elderly & disabled persons .....	1 131	4 691	19 076	29	15	6	2	3	1	—	2	—	—
624120	Services for elderly & disabled persons .....	1 131	4 691	19 076	29	15	6	2	3	1	—	2	—	—
62419	Other individual & family services .....	1 515	5 379	23 483	55	30	12	2	5	3	2	—	1	—
624190	Other individual & family services .....	1 515	5 379	23 483	55	30	12	2	5	3	2	—	1	—
6242	Community, emergency & other relief services ..	(E)	(D)	(D)	34	17	8	5	3	1	—	—	—	—
62422	Community housing services .....	(C)	(D)	(D)	19	10	2	4	2	1	—	—	—	—
6243	Vocational rehabilitation services .....	1 291	4 810	20 341	35	14	4	4	8	3	1	—	1	—
62431	Vocational rehabilitation services .....	1 291	4 810	20 341	35	14	4	4	8	3	1	—	1	—
624310	Vocational rehabilitation services .....	1 291	4 810	20 341	35	14	4	4	8	3	1	—	1	—
6244	Child day care services .....	1 647	4 447	18 127	244	151	29	38	25	1	—	—	—	—
62441	Child day care services .....	1 647	4 447	18 127	244	151	29	38	25	1	—	—	—	—
624410	Child day care services .....	1 647	4 447	18 127	244	151	29	38	25	1	—	—	—	—
<b>71</b>	<b>Arts, entertainment &amp; recreation .....</b>	<b>4 087</b>	<b>17 442</b>	<b>76 008</b>	<b>195</b>	<b>90</b>	<b>31</b>	<b>29</b>	<b>29</b>	<b>10</b>	<b>4</b>	<b>1</b>	<b>1</b>	<b>—</b>
711	Performing arts, spectator sports & related industries .....	360	1 589	9 210	49	35	9	1	2	1	1	—	—	—
7111	Performing arts companies .....	105	496	1 975	22	15	6	—	1	—	—	—	—	—
7113	Promoters of entertainment events .....	190	771	5 227	7	3	1	1	—	1	1	—	—	—
71132	Promoters of entertainment events without facility .....	(C)	(D)	(D)	5	3	—	1	—	—	1	—	—	—
712	Museums, historical sites & like institutions .....	134	547	2 331	12	7	1	2	1	1	—	—	—	—
7121	Museums, historical sites & like institutions .....	134	547	2 331	12	7	1	2	1	1	—	—	—	—
71211	Museums .....	(C)	(D)	(D)	8	5	1	—	1	1	—	—	—	—
713	Amusement, gambling & recreation industries .....	3 593	15 306	64 467	134	48	21	26	26	8	3	1	1	—
7132	Gambling industries .....	1 248	7 793	32 797	11	2	3	2	1	—	2	—	1	—
71321	Casinos (except hotel casinos) .....	(F)	(D)	(D)	2	—	—	1	—	—	—	—	1	—
71329	Other gambling industries .....	(E)	(D)	(D)	9	2	3	1	1	—	2	—	—	—
7139	Other amusement & recreation industries .....	2 299	7 410	31 220	119	45	17	23	24	8	1	1	—	—
71391	Golf courses & country clubs .....	629	2 472	12 312	25	5	4	6	5	5	—	—	—	—
713910	Golf courses & country clubs .....	629	2 472	12 312	25	5	4	6	5	5	—	—	—	—
71392	Skiing facilities .....	(E)	(D)	(D)	1	—	—	—	—	—	—	1	—	—
71393	Marinas .....	(C)	(D)	(D)	19	13	2	4	—	—	—	—	—	—
71394	Fitness & recreational sports centers .....	534	1 034	4 228	31	9	5	7	9	—	1	—	—	—
713940	Fitness & recreational sports centers .....	534	1 034	4 228	31	9	5	7	9	—	1	—	—	—
71395	Bowling centers .....	366	995	3 890	9	—	—	2	4	3	—	—	—	—
713950	Bowling centers .....	366	995	3 890	9	—	—	2	4	3	—	—	—	—
71399	All other amusement & recreation industries ..	294	1 246	5 633	34	18	6	4	6	—	—	—	—	—
713990	All other amusement & recreation industries ..	294	1 246	5 633	34	18	6	4	6	—	—	—	—	—
<b>72</b>	<b>Accommodation &amp; food services .....</b>	<b>18 874</b>	<b>46 289</b>	<b>196 181</b>	<b>1 218</b>	<b>429</b>	<b>207</b>	<b>246</b>	<b>270</b>	<b>58</b>	<b>8</b>	<b>—</b>	<b>—</b>	<b>—</b>
721	Accommodation .....	1 003	2 801	12 459	79	36	13	16	8	5	1	—	—	—
7211	Traveler accommodation .....	(F)	(D)	(D)	67	27	12	15	7	5	1	—	—	—
72111	Hotels (exc casino hotels) & motels .....	928	2 536	11 120	64	25	12	14	7	5	1	—	—	—
721110	Hotels (exc casino hotels) & motels .....	928	2 536	11 120	64	25	12	14	7	5	1	—	—	—
722	Food services & drinking places .....	17 871	43 488	183 722	1 139	393	194	230	262	53	7	—	—	—
7221	Full-service restaurants .....	8 418	23 363	96 759	422	126	55	86	119	30	6	—	—	—
72211	Full-service restaurants .....	8 418	23 363	96 759	422	126	55	86	119	30	6	—	—	—
722110	Full-service restaurants .....	8 418	23 363	96 759	422	126	55	86	119	30	6	—	—	—
7222	Limited-service eating places .....	7 779	16 053	69 199	520	167	80	122	132	19	—	—	—	—
72221	Limited-service eating places .....	7 779	16 053	69 199	520	167	80	122	132	19	—	—	—	—
722211	Limited-service restaurants .....	6 883	14 156	60 676	389	107	51	85	127	19	—	—	—	—
722213	Snack & nonalcoholic beverage bars .....	883	1 874	8 411	126	56	28	37	5	—	—	—	—	—
7223	Special food services .....	675	1 730	7 921	67	38	18	6	1	3	1	—	—	—
72231	Food service contractors .....	404	948	3 937	27	13	7	4	1	1	1	—	—	—
722310	Food service contractors .....	404	948	3 937	27	13	7	4	1	1	1	—	—	—
72232	Caterers .....	173	365	2 019	23	14	6	2	—	1	—	—	—	—
722320	Caterers .....	173	365	2 019	23	14	6	2	—	1	—	—	—	—
7224	Drinking places (alcoholic beverages) .....	999	2 342	9 843	130	62	41	16	10	1	—	—	—	—
72241	Drinking places (alcoholic beverages) .....	999	2 342	9 843	130	62	41	16	10	1	—	—	—	—
722410	Drinking places (alcoholic beverages) .....	999	2 342	9 843	130	62	41	16	10	1	—	—	—	—

Note: Employment-size classes are indicated as follows: A—0 to 19; B—20 to 99; C—100 to 249; E—250 to 499; F—500 to 999; G—1,000 to 2,499; H—2,500 to 4,999; I—5,000 to 9,999; J—10,000 to 24,999; K—25,000 to 49,999; L—50,000 to 99,999; M—100,000 or more.

**Table 6. Counties—Employees, Payroll, and Establishments by Industry: 1999—Con.**

[Excludes most government employees, railroad employees, and self-employed persons. Size class 1 to 4 includes establishments with payroll, but no employees, during mid-March pay period. (D) denotes figures withheld to avoid disclosing data for individual companies; the data are included in broader industry totals. Detailed industries with 100 or more employees are shown if industry was not a (D). For explanation of terms, abbreviations, and data reliability/comparability, see introductory text]

NAICS code	Industry	Number of employees for week including March 12	Payroll (\$1,000)		Total number of establishments	Number of establishments by employment-size class									
			First quarter	Annual		1 to 4	5 to 9	10 to 19	20 to 49	50 to 99	100 to 249	250 to 499	500 to 999	1,000 or more	
<b>PIERCE—Con.</b>															
<b>81</b>	<b>Other services (except public administration)</b>	<b>11 462</b>	<b>52 236</b>	<b>226 418</b>	<b>1 589</b>	<b>966</b>	<b>328</b>	<b>185</b>	<b>84</b>	<b>16</b>	<b>9</b>	<b>1</b>	—	—	
811	Repair & maintenance	3 294	20 771	92 904	580	362	124	68	23	2	1	—	—	—	
8111	Automotive repair & maintenance	2 187	12 611	56 907	422	264	91	55	11	1	—	—	—	—	
81111	Automotive mechanical & electrical R&M	1 039	6 099	27 842	248	169	54	23	2	—	—	—	—	—	
811111	General automotive repair	740	4 293	19 644	185	129	39	15	2	—	—	—	—	—	
811113	Automotive transmission repair	109	726	3 298	19	10	4	5	—	—	—	—	—	—	
81112	Automotive body, paint, interior & glass repair	807	5 419	24 161	107	59	16	24	7	1	—	—	—	—	
811121	Automotive body, paint & interior R&M	712	4 613	20 762	82	39	14	21	7	1	—	—	—	—	
81119	Other automotive R&M	341	1 093	4 904	67	36	21	8	2	—	—	—	—	—	
811191	Automotive oil change & lubrication shops	145	478	2 121	22	6	12	4	—	—	—	—	—	—	
811192	Car washes	137	363	1 678	34	25	5	2	2	—	—	—	—	—	
8112	Electronic & precision equipment R&M	256	1 889	8 303	32	15	8	6	3	—	—	—	—	—	
81121	Electronic & precision equipment R&M	256	1 889	8 303	32	15	8	6	3	—	—	—	—	—	
811219	Other electronic & precision equipment R&M	118	1 012	4 596	7	1	2	1	3	—	—	—	—	—	
8113	Commercial equipment (exc auto & elec) R&M	425	3 721	16 256	52	24	14	7	6	1	—	—	—	—	
81131	Commercial equipment (exc auto & elec) R&M	425	3 721	16 256	52	24	14	7	6	1	—	—	—	—	
811310	Commercial equipment (exc auto & elec) R&M	425	3 721	16 256	52	24	14	7	6	1	—	—	—	—	
8114	Personal & household goods R&M	426	2 550	11 438	74	59	11	—	3	—	1	—	—	—	
81141	Home, garden equipment & appliance R&M	204	1 345	6 095	18	14	3	—	—	—	1	—	—	—	
81149	Other personal & household goods R&M	177	1 002	4 487	34	26	5	—	3	—	—	—	—	—	
811490	Other personal & household goods R&M	177	1 002	4 487	34	26	5	—	3	—	—	—	—	—	
812	Personal & laundry services	2 615	10 948	48 025	411	262	77	50	14	5	3	—	—	—	
8121	Personal care services	1 274	4 491	19 109	241	152	48	35	4	1	1	—	—	—	
81211	Hair, nail & skin care services	1 192	4 256	18 037	213	130	42	35	4	1	1	—	—	—	
812112	Beauty salons	1 112	3 923	16 590	185	107	38	35	3	1	1	—	—	—	
8122	Death care services	199	1 386	5 938	23	11	7	3	1	1	—	—	—	—	
81221	Funeral homes	139	990	4 233	13	5	5	2	—	1	—	—	—	—	
812210	Funeral homes	139	990	4 233	13	5	5	2	—	1	—	—	—	—	
8123	Drycleaning & laundry services	815	4 020	18 222	80	53	10	6	7	2	2	—	—	—	
81232	Drycleaning & laundry services (exc coin-op)	320	1 044	5 585	58	39	10	5	4	—	—	—	—	—	
812320	Drycleaning & laundry services (exc coin-op)	320	1 044	5 585	58	39	10	5	4	—	—	—	—	—	
81233	Linen & uniform supply	448	2 778	11 828	7	—	—	—	3	2	2	—	—	—	
812331	Linen supply	297	1 661	6 992	4	—	—	—	1	1	2	—	—	—	
812332	Industrial launderers	151	1 117	4 836	3	—	—	—	2	1	—	—	—	—	
8129	Other personal services	327	1 051	4 756	67	46	12	6	2	1	—	—	—	—	
81292	Photofinishing (C)	(D)	(D)	(D)	14	7	4	2	—	1	—	—	—	—	
812921	Photofinishing laboratories (except one-hour)	104	401	1 795	9	3	3	2	—	1	—	—	—	—	
813	Religious, grantmaking, civic, prof & like organizations	5 553	20 517	85 489	598	342	127	67	47	9	5	1	—	—	
8131	Religious organizations	3 176	9 853	40 757	353	191	84	41	30	5	1	1	—	—	
81311	Religious organizations	3 176	9 853	40 757	353	191	84	41	30	5	1	1	—	—	
813110	Religious organizations	3 176	9 853	40 757	353	191	84	41	30	5	1	1	—	—	
8132	Grantmaking & giving services	173	1 141	4 896	24	16	4	1	3	—	—	—	—	—	
81321	Grantmaking & giving services	173	1 141	4 896	24	16	4	1	3	—	—	—	—	—	
813212	Voluntary health organizations	109	583	2 655	12	6	3	1	2	—	—	—	—	—	
8133	Social advocacy organizations	211	1 160	4 876	22	13	3	2	3	1	—	—	—	—	
81331	Social advocacy organizations	211	1 160	4 876	22	13	3	2	3	1	—	—	—	—	
8134	Civic & social organizations	1 208	3 433	14 386	64	29	9	14	7	2	3	—	—	—	
81341	Civic & social organizations	1 208	3 433	14 386	64	29	9	14	7	2	3	—	—	—	
813410	Civic & social organizations	1 208	3 433	14 386	64	29	9	14	7	2	3	—	—	—	
8139	Business, labor, political, like organizations	785	4 930	20 574	135	93	27	9	4	1	1	—	—	—	
81391	Business associations	217	2 232	9 306	26	21	2	2	—	—	1	—	—	—	
813910	Business associations	217	2 232	9 306	26	21	2	2	—	—	1	—	—	—	
81393	Labor unions & similar labor organizations	320	1 608	6 596	53	26	18	7	2	—	—	—	—	—	
813930	Labor unions & similar labor organizations	320	1 608	6 596	53	26	18	7	2	—	—	—	—	—	
81399	Oth similar organizations (exc business, prof, labor, pol)	205	848	3 717	37	29	5	—	2	1	—	—	—	—	
813990	Oth similar organizations (exc business, prof, labor, pol)	205	848	3 717	37	29	5	—	2	1	—	—	—	—	
<b>95</b>	<b>Auxiliaries (exc corporate, subsidiary &amp; regional mgt)</b>	<b>1 138</b>	<b>8 178</b>	<b>32 031</b>	<b>32</b>	<b>13</b>	<b>3</b>	<b>6</b>	<b>6</b>	<b>2</b>	—	<b>2</b>	—	—	
<b>99</b>	<b>Unclassified establishments</b>	<b>224</b>	<b>628</b>	<b>6 875</b>	<b>345</b>	<b>330</b>	<b>12</b>	<b>3</b>	—	—	—	—	—	—	
<b>SAN JUAN</b>															
	<b>Total</b>	<b>3 561</b>	<b>18 867</b>	<b>94 517</b>	<b>836</b>	<b>619</b>	<b>131</b>	<b>61</b>	<b>20</b>	<b>5</b>	—	—	—	—	
<b>11</b>	<b>Forestry, fishing, hunting, and agriculture support</b>	<b>51</b>	<b>401</b>	<b>1 882</b>	<b>16</b>	<b>14</b>	—	<b>2</b>	—	—	—	—	—	—	
<b>22</b>	<b>Utilities</b>	<b>(B)</b>	<b>(D)</b>	<b>(D)</b>	<b>7</b>	<b>4</b>	<b>1</b>	<b>1</b>	<b>1</b>	—	—	—	—	—	

Note: Employment-size classes are indicated as follows: A—0 to 19; B—20 to 99; C—100 to 249; E—250 to 499; F—500 to 999; G—1,000 to 2,499; H—2,500 to 4,999; I—5,000 to 9,999; J—10,000 to 24,999; K—25,000 to 49,999; L—50,000 to 99,999; M—100,000 or more.



**Table 6. Counties—Employees, Payroll, and Establishments by Industry: 1999—Con.**

[Excludes most government employees, railroad employees, and self-employed persons. Size class 1 to 4 includes establishments with payroll, but no employees, during mid-March pay period. (D) denotes figures withheld to avoid disclosing data for individual companies; the data are included in broader industry totals. Detailed industries with 100 or more employees are shown if industry was not a (D). For explanation of terms, abbreviations, and data reliability/comparability, see introductory text]

NAICS code	Industry	Number of employees for week including March 12	Payroll (\$1,000)		Total number of establishments	Number of establishments by employment-size class								
			First quarter	Annual		1 to 4	5 to 9	10 to 19	20 to 49	50 to 99	100 to 249	250 to 499	500 to 999	1,000 or more
<b>SAN JUAN—Con.</b>														
<b>23</b>	<b>Construction</b> .....	<b>756</b>	<b>4 211</b>	<b>20 331</b>	<b>200</b>	<b>152</b>	<b>30</b>	<b>14</b>	<b>4</b>	—	—	—	—	—
233	Building, developing & general contracting .....	407	2 372	11 338	107	84	14	6	3	—	—	—	—	—
2332	Residential building construction .....	(E)	(D)	(D)	101	80	13	5	3	—	—	—	—	—
23321	Single-family housing construction .....	365	2 195	10 536	99	80	12	4	3	—	—	—	—	—
233210	Single-family housing construction .....	365	2 195	10 536	99	80	12	4	3	—	—	—	—	—
235	Special trade contractors .....	310	1 601	7 476	85	62	16	6	1	—	—	—	—	—
<b>31-33</b>	<b>Manufacturing</b> .....	<b>(C)</b>	<b>(D)</b>	<b>(D)</b>	<b>31</b>	<b>25</b>	<b>4</b>	<b>1</b>	<b>1</b>	—	—	—	—	—
<b>42</b>	<b>Wholesale trade</b> .....	<b>78</b>	<b>429</b>	<b>2 712</b>	<b>16</b>	<b>11</b>	<b>3</b>	<b>1</b>	<b>1</b>	—	—	—	—	—
<b>44-45</b>	<b>Retail trade</b> .....	<b>646</b>	<b>2 821</b>	<b>13 867</b>	<b>111</b>	<b>78</b>	<b>17</b>	<b>10</b>	<b>4</b>	<b>2</b>	—	—	—	—
445	Food & beverage stores .....	319	1 423	7 308	25	13	5	4	1	2	—	—	—	—
4451	Grocery stores .....	(E)	(D)	(D)	18	8	4	3	1	2	—	—	—	—
44511	Grocery (except convenience) stores .....	278	1 344	6 804	15	6	4	2	1	2	—	—	—	—
445110	Grocery (except convenience) stores .....	278	1 344	6 804	15	6	4	2	1	2	—	—	—	—
<b>48-49</b>	<b>Transportation &amp; warehousing</b> .....	<b>82</b>	<b>380</b>	<b>2 220</b>	<b>21</b>	<b>17</b>	<b>2</b>	<b>1</b>	<b>1</b>	—	—	—	—	—
<b>51</b>	<b>Information</b> .....	<b>111</b>	<b>1 955</b>	<b>9 073</b>	<b>22</b>	<b>11</b>	<b>8</b>	<b>3</b>	—	—	—	—	—	—
<b>52</b>	<b>Finance &amp; insurance</b> .....	<b>114</b>	<b>1 169</b>	<b>4 901</b>	<b>20</b>	<b>10</b>	<b>7</b>	<b>2</b>	<b>1</b>	—	—	—	—	—
<b>53</b>	<b>Real estate &amp; rental &amp; leasing</b> .....	<b>89</b>	<b>432</b>	<b>2 405</b>	<b>44</b>	<b>39</b>	<b>5</b>	—	—	—	—	—	—	—
<b>54</b>	<b>Professional, scientific &amp; technical services</b> .....	<b>161</b>	<b>1 073</b>	<b>5 316</b>	<b>69</b>	<b>59</b>	<b>8</b>	<b>2</b>	—	—	—	—	—	—
541	Professional, scientific & technical services .....	161	1 073	5 316	69	59	8	2	—	—	—	—	—	—
<b>55</b>	<b>Management of companies &amp; enterprises</b> .....	<b>(A)</b>	<b>(D)</b>	<b>(D)</b>	<b>2</b>	<b>1</b>	<b>1</b>	—	—	—	—	—	—	—
<b>56</b>	<b>Admin, support, waste mgmt, remediation services</b> .....	<b>115</b>	<b>498</b>	<b>2 437</b>	<b>41</b>	<b>34</b>	<b>6</b>	<b>1</b>	—	—	—	—	—	—
<b>61</b>	<b>Educational services</b> .....	<b>(B)</b>	<b>(D)</b>	<b>(D)</b>	<b>11</b>	<b>9</b>	<b>2</b>	—	—	—	—	—	—	—
<b>62</b>	<b>Health care and social assistance</b> .....	<b>186</b>	<b>796</b>	<b>3 356</b>	<b>31</b>	<b>22</b>	<b>6</b>	—	<b>2</b>	<b>1</b>	—	—	—	—
<b>71</b>	<b>Arts, entertainment &amp; recreation</b> .....	<b>104</b>	<b>420</b>	<b>2 266</b>	<b>28</b>	<b>21</b>	<b>3</b>	<b>3</b>	<b>1</b>	—	—	—	—	—
<b>72</b>	<b>Accommodation &amp; food services</b> .....	<b>622</b>	<b>1 700</b>	<b>11 361</b>	<b>92</b>	<b>50</b>	<b>19</b>	<b>18</b>	<b>4</b>	<b>1</b>	—	—	—	—
721	Accommodation .....	260	961	6 374	41	28	6	4	2	1	—	—	—	—
7211	Traveler accommodation .....	235	830	5 640	36	25	5	3	2	1	—	—	—	—
72111	Hotels (exc casino hotels) & motels .....	154	617	4 420	14	9	—	3	1	1	—	—	—	—
721110	Hotels (exc casino hotels) & motels .....	154	617	4 420	14	9	—	3	1	1	—	—	—	—
722	Food services & drinking places .....	362	739	4 987	51	22	13	14	2	—	—	—	—	—
7221	Full-service restaurants .....	277	567	3 822	32	11	7	12	2	—	—	—	—	—
72211	Full-service restaurants .....	277	567	3 822	32	11	7	12	2	—	—	—	—	—
722110	Full-service restaurants .....	277	567	3 822	32	11	7	12	2	—	—	—	—	—
<b>81</b>	<b>Other services (except public administration)</b> .....	<b>230</b>	<b>767</b>	<b>3 704</b>	<b>51</b>	<b>39</b>	<b>9</b>	<b>2</b>	—	<b>1</b>	—	—	—	—
813	Religious, grantmaking, civic, prof & like organizations .....	163	494	2 399	28	22	3	2	—	1	—	—	—	—
<b>99</b>	<b>Unclassified establishments</b> .....	<b>11</b>	<b>32</b>	<b>345</b>	<b>23</b>	<b>23</b>	—	—	—	—	—	—	—	—
<b>SKAGIT</b>														
	<b>Total</b> .....	<b>33 953</b>	<b>201 221</b>	<b>905 789</b>	<b>3 256</b>	<b>1 896</b>	<b>625</b>	<b>386</b>	<b>235</b>	<b>70</b>	<b>31</b>	<b>10</b>	<b>3</b>	—
<b>11</b>	<b>Forestry, fishing, hunting, and agriculture support</b> .....	<b>409</b>	<b>3 088</b>	<b>15 428</b>	<b>75</b>	<b>56</b>	<b>6</b>	<b>8</b>	<b>3</b>	<b>2</b>	—	—	—	—
113	Forestry and logging .....	234	1 854	9 655	27	16	2	6	2	1	—	—	—	—
1133	Logging .....	234	1 854	9 655	27	16	2	6	2	1	—	—	—	—
11331	Logging .....	234	1 854	9 655	27	16	2	6	2	1	—	—	—	—
113310	Logging .....	234	1 854	9 655	27	16	2	6	2	1	—	—	—	—
115	Agriculture & forestry support activities .....	143	928	4 240	22	15	4	1	1	1	—	—	—	—
<b>21</b>	<b>Mining</b> .....	<b>55</b>	<b>552</b>	<b>2 260</b>	<b>12</b>	<b>8</b>	<b>1</b>	<b>3</b>	—	—	—	—	—	—
<b>22</b>	<b>Utilities</b> .....	<b>(C)</b>	<b>(D)</b>	<b>(D)</b>	<b>10</b>	<b>5</b>	<b>1</b>	—	<b>3</b>	<b>1</b>	—	—	—	—
221	Utilities .....	(C)	(D)	(D)	10	5	1	—	3	1	—	—	—	—
2211	Elec pwr generation, transmsn & distribution .....	(C)	(D)	(D)	4	1	—	—	2	1	—	—	—	—
22112	Electric pwr transmsn, control & distribution .....	(C)	(D)	(D)	4	1	—	—	2	1	—	—	—	—
<b>23</b>	<b>Construction</b> .....	<b>3 394</b>	<b>25 492</b>	<b>122 271</b>	<b>497</b>	<b>354</b>	<b>77</b>	<b>37</b>	<b>21</b>	<b>5</b>	<b>1</b>	<b>1</b>	<b>1</b>	—
233	Building, developing & general contracting .....	1 073	7 111	32 180	218	166	31	12	6	2	1	—	—	—
2332	Residential building construction .....	602	3 290	14 197	180	142	27	9	1	1	—	—	—	—
23321	Single-family housing construction .....	578	3 203	13 369	171	135	26	8	1	1	—	—	—	—
233210	Single-family housing construction .....	578	3 203	13 369	171	135	26	8	1	1	—	—	—	—
2333	Nonresidential building construction .....	398	3 258	14 830	28	18	3	1	4	1	1	—	—	—
23331	Mfg & industrial building construction .....	(C)	(D)	(D)	2	—	—	—	1	—	1	—	—	—
23332	Commercial & institutional bldg construction .....	(C)	(D)	(D)	26	18	3	1	3	1	—	—	—	—
234	Heavy construction .....	300	2 301	12 180	36	19	9	3	4	1	—	—	—	—
2349	Other heavy construction .....	229	1 939	9 695	24	10	8	3	2	1	—	—	—	—
23499	All other heavy construction .....	196	1 669	8 343	18	7	6	2	2	1	—	—	—	—
234990	All other heavy construction .....	196	1 669	8 343	18	7	6	2	2	1	—	—	—	—

Note: Employment-size classes are indicated as follows: A—0 to 19; B—20 to 99; C—100 to 249; E—250 to 499; F—500 to 999; G—1,000 to 2,499; H—2,500 to 4,999; I—5,000 to 9,999; J—10,000 to 24,999; K—25,000 to 49,999; L—50,000 to 99,999; M—100,000 or more.

**Table 6. Counties—Employees, Payroll, and Establishments by Industry: 1999—Con.**

[Excludes most government employees, railroad employees, and self-employed persons. Size class 1 to 4 includes establishments with payroll, but no employees, during mid-March pay period. (D) denotes figures withheld to avoid disclosing data for individual companies; the data are included in broader industry totals. Detailed industries with 100 or more employees are shown if industry was not a (D). For explanation of terms, abbreviations, and data reliability/comparability, see introductory text]

NAICS code	Industry	Number of employees for week including March 12	Payroll (\$1,000)		Total number of establishments	Number of establishments by employment-size class									
			First quarter	Annual		1 to 4	5 to 9	10 to 19	20 to 49	50 to 99	100 to 249	250 to 499	500 to 999	1,000 or more	
<b>SKAGIT—Con.</b>															
<b>23 Construction—Con.</b>															
235	Special trade contractors .....	2 021	16 080	77 911	243	169	37	22	11	2	—	1	1	—	
2351	Plumbing, heating & AC contractor .....	315	2 579	10 752	30	16	5	3	5	1	—	—	—	—	
23511	Plumbing, heating & AC contractor .....	315	2 579	10 752	30	16	5	3	5	1	—	—	—	—	
235110	Plumbing, heating & AC contractor .....	315	2 579	10 752	30	16	5	3	5	1	—	—	—	—	
2353	Electrical contractors .....	769	8 559	43 338	34	16	9	6	2	—	—	—	1	—	
23531	Electrical contractors .....	769	8 559	43 338	34	16	9	6	2	—	—	—	1	—	
235310	Electrical contractors .....	769	8 559	43 338	34	16	9	6	2	—	—	—	1	—	
2354	Masonry, drywall, insulation, tile contractors .....	125	680	3 094	34	27	4	2	1	—	—	—	—	—	
2355	Carpentry & floor contractors .....	126	705	2 934	45	36	6	3	—	—	—	—	—	—	
2359	Other special trade contractors .....	484	2 510	12 233	36	25	5	3	1	1	—	1	—	—	
23599	All other special trade contractors .....	394	2 008	9 871	18	13	3	—	—	1	—	1	—	—	
235990	All other special trade contractors .....	394	2 008	9 871	18	13	3	—	—	1	—	1	—	—	
<b>31-33</b>	<b>Manufacturing .....</b>	<b>4 909</b>	<b>39 678</b>	<b>180 218</b>	<b>174</b>	<b>72</b>	<b>26</b>	<b>24</b>	<b>27</b>	<b>13</b>	<b>8</b>	<b>4</b>	<b>—</b>	<b>—</b>	
311	Food mfg .....	1 242	6 553	30 224	22	7	2	4	4	1	3	1	—	—	
3114	Fruit & veg preserving & specialty food mfg .....	(C)	(D)	(D)	1	—	—	—	—	—	1	—	—	—	
31141	Frozen food mfg .....	(C)	(D)	(D)	1	—	—	—	—	—	1	—	—	—	
3116	Animal slaughtering & processing .....	(E)	(D)	(D)	3	1	1	—	—	—	—	1	—	—	
31161	Animal slaughtering & processing .....	(E)	(D)	(D)	3	1	1	—	—	—	—	1	—	—	
3117	Seafood product preparation & packaging .....	617	3 269	13 116	7	—	—	1	3	1	2	—	—	—	
31171	Seafood product preparation & packaging .....	617	3 269	13 116	7	—	—	1	3	1	2	—	—	—	
321	Wood product mfg .....	349	2 753	12 933	18	6	5	2	2	3	—	—	—	—	
3211	Sawmills & wood preservation .....	109	1 097	4 798	6	2	3	—	—	1	—	—	—	—	
32111	Sawmills & wood preservation .....	109	1 097	4 798	6	2	3	—	—	1	—	—	—	—	
321113	Sawmills .....	109	1 097	4 798	6	2	3	—	—	1	—	—	—	—	
3212	Veneer, plywood & engineered wood product mfg .....	129	1 037	5 307	4	—	—	2	1	1	—	—	—	—	
32121	Veneer, plywood & engineered wood product mfg .....	129	1 037	5 307	4	—	—	2	1	1	—	—	—	—	
3219	Other wood product mfg .....	111	619	2 828	8	4	2	—	1	1	—	—	—	—	
324	Petroleum & coal products mfg .....	(F)	(D)	(D)	4	1	—	1	—	—	—	2	—	—	
3241	Petroleum & coal products mfg .....	(F)	(D)	(D)	4	1	—	1	—	—	—	2	—	—	
32411	Petroleum refineries .....	(F)	(D)	(D)	3	—	—	1	—	—	—	2	—	—	
327	Nonmetallic mineral product mfg .....	187	1 822	6 821	6	3	1	—	—	1	1	—	—	—	
3273	Cement & concrete product mfg .....	(C)	(D)	(D)	4	2	1	—	—	—	1	—	—	—	
32732	Ready-mix concrete mfg .....	(C)	(D)	(D)	1	—	—	—	—	—	1	—	—	—	
332	Fabricated metal product mfg .....	269	2 118	9 792	26	17	3	1	3	2	—	—	—	—	
3329	Other fabricated metal product mfg .....	146	971	4 691	7	4	—	—	1	2	—	—	—	—	
33299	All other fabricated metal product mfg .....	146	971	4 691	7	4	—	—	1	2	—	—	—	—	
333	Machinery mfg .....	300	2 432	11 583	8	3	1	—	1	2	1	—	—	—	
3334	HVAC & commercial refrigeration equipment mfg .....	(C)	(D)	(D)	2	—	—	—	—	1	1	—	—	—	
33341	HVAC & commercial refrigeration equipment mfg .....	(C)	(D)	(D)	2	—	—	—	—	1	1	—	—	—	
334	Computer & electronic product mfg .....	439	2 656	10 907	6	2	1	—	2	—	—	1	—	—	
3344	Semiconductor & oth electronic component mfg .....	(E)	(D)	(D)	2	—	1	—	—	—	—	1	—	—	
33441	Semiconductor & oth electronic component mfg .....	(E)	(D)	(D)	2	—	1	—	—	—	—	1	—	—	
336	Transportation equipment mfg .....	703	7 623	26 086	18	4	2	5	2	2	3	—	—	—	
3364	Aerospace product & parts mfg .....	(C)	(D)	(D)	5	1	2	1	—	—	1	—	—	—	
33641	Aerospace product & parts mfg .....	(C)	(D)	(D)	5	1	2	1	—	—	1	—	—	—	
3366	Ship & boat building .....	(F)	(D)	(D)	12	3	—	3	2	2	2	—	—	—	
33661	Ship & boat building .....	(F)	(D)	(D)	12	3	—	3	2	2	2	—	—	—	
336612	Boat building .....	341	2 144	10 156	9	1	—	3	2	2	1	—	—	—	
337	Furniture & related product mfg .....	126	701	3 619	17	10	1	4	2	—	—	—	—	—	
339	Miscellaneous mfg .....	159	820	3 825	14	7	3	1	2	1	—	—	—	—	
3399	Other miscellaneous mfg .....	147	762	3 530	10	4	2	1	2	1	—	—	—	—	
<b>42</b>	<b>Wholesale trade .....</b>	<b>1 097</b>	<b>8 413</b>	<b>36 295</b>	<b>125</b>	<b>69</b>	<b>24</b>	<b>13</b>	<b>16</b>	<b>3</b>	<b>—</b>	<b>—</b>	<b>—</b>	<b>—</b>	
421	Wholesale trade, durable goods .....	603	4 916	21 430	69	38	12	8	10	1	—	—	—	—	
4218	Machinery, equipment & supplies whsle .....	273	2 390	10 333	22	9	3	4	5	1	—	—	—	—	
42182	Farm & garden machinery & equipment whsle .....	125	1 176	4 853	5	1	—	2	1	1	—	—	—	—	
421820	Farm & garden machinery & equipment whsle .....	125	1 176	4 853	5	1	—	2	1	1	—	—	—	—	
422	Wholesale trade, nondurable goods .....	494	3 497	14 865	56	31	12	5	6	2	—	—	—	—	
4224	Grocery & related product whsle .....	136	1 075	4 420	18	12	3	1	1	1	—	—	—	—	
4227	Petroleum & petroleum products whsle .....	102	823	3 235	7	2	2	2	—	1	—	—	—	—	
4229	Miscellaneous nondurable goods whsle .....	128	705	3 020	16	8	4	2	2	—	—	—	—	—	

Note: Employment-size classes are indicated as follows: A—0 to 19; B—20 to 99; C—100 to 249; E—250 to 499; F—500 to 999; G—1,000 to 2,499; H—2,500 to 4,999; I—5,000 to 9,999; J—10,000 to 24,999; K—25,000 to 49,999; L—50,000 to 99,999; M—100,000 or more.

**Table 6. Counties—Employees, Payroll, and Establishments by Industry: 1999—Con.**

[Excludes most government employees, railroad employees, and self-employed persons. Size class 1 to 4 includes establishments with payroll, but no employees, during mid-March pay period. (D) denotes figures withheld to avoid disclosing data for individual companies; the data are included in broader industry totals. Detailed industries with 100 or more employees are shown if industry was not a (D). For explanation of terms, abbreviations, and data reliability/comparability, see introductory text]

NAICS code	Industry	Number of employees for week including March 12	Payroll (\$1,000)		Total number of establishments	Number of establishments by employment-size class																		
			First quarter	Annual		1 to 4	5 to 9	10 to 19	20 to 49	50 to 99	100 to 249	250 to 499	500 to 999	1,000 or more										
<b>SKAGIT—Con.</b>																								
<b>44-45</b>	<b>Retail trade</b>	<b>6 673</b>	<b>31 080</b>	<b>139 129</b>	<b>606</b>	<b>284</b>	<b>172</b>	<b>82</b>	<b>43</b>	<b>17</b>	<b>6</b>	<b>2</b>												
441	Motor vehicle & parts dealers	1 142	9 262	43 357	79	32	14	14	14	5														
4411	Automobile dealers	722	6 576	31 034	30	10	4	4	7	5														
44111	New car dealers	619	5 728	27 367	16	2	2	2	5	5														
441110	New car dealers	619	5 728	27 367	16	2	2	2	5	5														
44112	Used car dealers	103	848	3 667	14	8	2	2	2															
441120	Used car dealers	103	848	3 667	14	8	2	2	2															
4412	Other motor vehicle dealers	131	834	4 157	20	12	2	5	1															
44122	Motorcycle & boat & other MV dealers	(C)	(D)	(D)	18	11	2	5																
4413	Automotive parts, accessories & tire stores	289	1 852	8 166	29	10	8	5	6															
44131	Automotive parts, accessories & tire stores	170	1 003	4 278	22	10	8	1	3															
441310	Automotive parts, accessories & tire stores	170	1 003	4 278	22	10	8	1	3															
44132	Tire dealers	119	849	3 888	7			4	3															
441320	Tire dealers	119	849	3 888	7			4	3															
442	Furniture & home furnishing stores	228	871	3 811	39	19	15	4	1															
4422	Home furnishings stores	137	444	2 060	24	12	9	2	1															
443	Electronics & appliance stores	(C)	(D)	(D)	20	7	10	3																
4431	Electronics & appliance stores	(C)	(D)	(D)	20	7	10	3																
444	Bldg material & garden equip & supp dealers	582	3 221	13 963	60	23	23	9	4		1													
4441	Building material & supplies dealers	469	2 523	11 155	48	19	20	6	2		1													
44411	Home centers	(C)	(D)	(D)	1						1													
44419	Other building material dealers	205	1 309	5 816	28	8	14	5	1															
444190	Other building material dealers	205	1 309	5 816	28	8	14	5	1															
4442	Lawn & garden equip & supplies stores	113	698	2 808	12	4	3	3	2															
44422	Nursery & garden centers	113	698	2 808	12	4	3	3	2															
444220	Nursery & garden centers	113	698	2 808	12	4	3	3	2															
445	Food & beverage stores	1 025	4 782	21 326	74	45	12	5	4	7	1													
4451	Grocery stores	943	4 293	19 252	50	27	9	2	4	7	1													
44511	Grocery (except convenience) stores	908	4 205	18 805	36	16	6	2	4	7	1													
445110	Grocery (except convenience) stores	908	4 205	18 805	36	16	6	2	4	7	1													
446	Health & personal care stores	252	1 280	5 145	32	16	9	4	3															
4461	Health & personal care stores	252	1 280	5 145	32	16	9	4	3															
44611	Pharmacies & drug stores	176	918	3 776	14	4	4	3	3															
446110	Pharmacies & drug stores	176	918	3 776	14	4	4	3	3															
447	Gasoline stations	618	1 696	7 467	56	18	16	11	10	1														
4471	Gasoline stations	618	1 696	7 467	56	18	16	11	10	1														
44711	Gasoline stations with convenience stores	563	1 471	6 624	45	13	11	10	10	1														
447110	Gasoline stations with convenience stores	563	1 471	6 624	45	13	11	10	10	1														
448	Clothing & clothing accessories stores	575	1 706	7 076	87	33	40	12	1	1														
4481	Clothing stores	383	1 005	4 303	56	23	23	8	1	1														
44812	Women's clothing stores	131	292	1 373	25	9	13	3																
448120	Women's clothing stores	131	292	1 373	25	9	13	3																
44814	Family clothing stores	165	460	1 881	16	8	4	2	1	1														
448140	Family clothing stores	165	460	1 881	16	8	4	2	1	1														
451	Sporting goods, hobby, book & music stores	243	742	3 334	42	23	10	9																
4511	Sporting goods, hobby, musical instrument stores	189	593	2 675	31	16	7	8																
45111	Sporting goods stores	105	379	1 688	17	8	4	5																
451110	Sporting goods stores	105	379	1 688	17	8	4	5																
452	General merchandise stores	(G)	(D)	(D)	11	2	1	1		2	3	2												
4521	Department stores	839	2 860	12 116	6					2	3	1												
45211	Department stores	839	2 860	12 116	6					2	3	1												
452110	Department stores	839	2 860	12 116	6					2	3	1												
4529	Other general merchandise stores	(E)	(D)	(D)	5	2	1	1					1											
45291	Warehouse clubs & superstores	(E)	(D)	(D)	1								1											
453	Miscellaneous store retailers	638	2 286	10 034	89	54	19	10	5															
4532	Office supplies, stationery & gift stores	202	606	2 565	34	20	9	3	2															
45322	Gift, novelty & souvenir stores	117	263	1 146	27	17	8	2																
453220	Gift, novelty & souvenir stores	117	263	1 146	27	17	8	2																
4539	Other miscellaneous store retailers	310	1 344	5 690	31	17	7	5	1															
45399	All other miscellaneous store retailers	196	541	2 631	12	6	3	2																
453998	All other misc store retailers (exc tobacco)	196	541	2 631	12	6	3	2																
454	Nonstore retailers	107	677	3 726	17	12	3		1	1														
<b>48-49</b>	<b>Transportation &amp; warehousing</b>	<b>1 192</b>	<b>8 198</b>	<b>37 342</b>	<b>97</b>	<b>47</b>	<b>19</b>	<b>16</b>	<b>10</b>	<b>2</b>	<b>3</b>													
484	Truck transportation	575	4 073	19 008	64	32	13	12	6		1													
4841	General freight trucking	272	2 140	10 127	22	12	1	6	2		1													
48412	General freight trucking, long-distance	233	1 836	8 675	13	6		4	2		1													
484122	General freight trucking, long-distance, LTL	150	1 377	6 199	6	2		3			1													
4842	Specialized freight trucking	303	1 933	8 881	42	20	12	6	4															
48422	Specialized freight (exc used) trucking, local	132	927	4 488	24	13	7	2	2															
484220	Specialized freight (exc used) trucking, local	132	927	4 488	24	13	7	2	2															
485	Transit & ground passenger transportation	(C)	(D)	(D)	3	1	1			1														
488	Transportation support activities	181	1 355	6 596	15	9	4	1			1													
4881	Air transportation support activities	(C)	(D)	(D)	5	3	1				1													
48819	Other air transportation support activities	(C)	(D)	(D)	4	2	1																	

Note: Employment-size classes are indicated as follows: A—0 to 19; B—20 to 99; C—100 to 249; E—250 to 499; F—500 to 999; G—1,000 to 2,499; H—2,500 to 4,999; I—5,000 to 9,999; J—10,000 to 24,999; K—25,000 to 49,999; L—50,000 to 99,999; M—100,000 or more.

**Table 6. Counties—Employees, Payroll, and Establishments by Industry: 1999—Con.**

[Excludes most government employees, railroad employees, and self-employed persons. Size class 1 to 4 includes establishments with payroll, but no employees, during mid-March pay period. (D) denotes figures withheld to avoid disclosing data for individual companies; the data are included in broader industry totals. Detailed industries with 100 or more employees are shown if industry was not a (D). For explanation of terms, abbreviations, and data reliability/comparability, see introductory text]

NAICS code	Industry	Number of employees for week including March 12	Payroll (\$1,000)		Total number of establishments	Number of establishments by employment-size class								
			First quarter	Annual		1 to 4	5 to 9	10 to 19	20 to 49	50 to 99	100 to 249	250 to 499	500 to 999	1,000 or more
<b>SKAGIT—Con.</b>														
<b>48-49 Transportation &amp; warehousing—Con.</b>														
493	Warehousing & storage .....	167	950	4 469	5	1	—	2	1	—	1	—	—	—
4931	Warehousing & storage .....	167	950	4 469	5	1	—	2	1	—	1	—	—	—
49312	Refrigerated warehousing & storage .....	(C)	(D)	(D)	4	—	—	2	1	—	1	—	—	—
<b>51</b>	<b>Information .....</b>	<b>464</b>	<b>3 213</b>	<b>14 730</b>	<b>38</b>	<b>21</b>	<b>6</b>	<b>6</b>	<b>3</b>	<b>1</b>	<b>1</b>	—	—	—
511	Publishing industries .....	219	1 279	5 694	7	2	—	3	1	—	1	—	—	—
5111	Newspaper, periodical, book, database publishers .....	219	1 279	5 694	7	2	—	3	1	—	1	—	—	—
51111	Newspaper publishers .....	(C)	(D)	(D)	4	1	—	2	—	—	1	—	—	—
513	Broadcasting & telecommunications .....	181	1 753	8 247	22	12	5	3	1	1	—	—	—	—
5133	Telecommunications .....	(C)	(D)	(D)	14	9	2	1	1	1	—	—	—	—
<b>52</b>	<b>Finance &amp; insurance .....</b>	<b>905</b>	<b>6 856</b>	<b>27 703</b>	<b>141</b>	<b>82</b>	<b>37</b>	<b>20</b>	—	<b>1</b>	<b>1</b>	—	—	—
522	Credit intermediation & related activities .....	541	3 939	15 791	70	26	28	15	—	1	—	—	—	—
5221	Depository credit intermediation .....	442	3 114	12 850	46	11	21	13	—	1	—	—	—	—
52211	Commercial banking .....	302	2 120	8 757	27	6	12	8	—	1	—	—	—	—
522110	Commercial banking .....	302	2 120	8 757	27	6	12	8	—	1	—	—	—	—
52212	Savings institutions .....	126	872	3 686	16	3	8	5	—	—	—	—	—	—
522120	Savings institutions .....	126	872	3 686	16	3	8	5	—	—	—	—	—	—
523	Security, commodity contracts & like activity .....	211	1 756	6 923	24	20	2	1	—	—	1	—	—	—
5239	Other financial investment activities .....	163	708	3 141	10	9	—	—	—	—	1	—	—	—
52391	Miscellaneous intermediation .....	(C)	(D)	(D)	2	1	—	—	—	—	1	—	—	—
524	Insurance carriers & related activities .....	153	1 161	4 989	47	36	7	4	—	—	—	—	—	—
5242	Agencies & other insurance related activities .....	(C)	(D)	(D)	39	28	7	4	—	—	—	—	—	—
52421	Insurance agencies & brokerages .....	140	986	4 327	36	25	7	4	—	—	—	—	—	—
524210	Insurance agencies & brokerages .....	140	986	4 327	36	25	7	4	—	—	—	—	—	—
<b>53</b>	<b>Real estate &amp; rental &amp; leasing .....</b>	<b>486</b>	<b>2 576</b>	<b>11 883</b>	<b>135</b>	<b>102</b>	<b>17</b>	<b>14</b>	<b>2</b>	—	—	—	—	—
531	Real estate .....	294	1 468	6 854	104	88	10	5	1	—	—	—	—	—
5311	Lessors of real estate .....	190	877	4 427	54	44	5	4	1	—	—	—	—	—
53111	Lessors of residential buildings & dwellings .....	110	408	2 384	27	22	2	2	1	—	—	—	—	—
531110	Lessors of residential buildings & dwellings .....	110	408	2 384	27	22	2	2	1	—	—	—	—	—
532	Rental & leasing services .....	192	1 108	5 029	31	14	7	9	1	—	—	—	—	—
5322	Consumer goods rental .....	109	386	2 101	18	8	5	4	1	—	—	—	—	—
<b>54</b>	<b>Professional, scientific &amp; technical services .....</b>	<b>1 092</b>	<b>8 655</b>	<b>43 053</b>	<b>242</b>	<b>191</b>	<b>24</b>	<b>18</b>	<b>8</b>	—	<b>1</b>	—	—	—
541	Professional, scientific & technical services .....	1 092	8 655	43 053	242	191	24	18	8	—	1	—	—	—
5411	Legal services .....	203	1 355	11 335	60	53	4	1	2	—	—	—	—	—
54111	Offices of lawyers .....	(C)	(D)	(D)	57	53	3	1	—	—	—	—	—	—
5412	Accounting, tax prep, bookkeep, payroll services .....	154	891	3 593	45	37	5	2	1	—	—	—	—	—
54121	Accounting, tax prep, bookkeep, payroll services .....	154	891	3 593	45	37	5	2	1	—	—	—	—	—
5413	Architectural, engineering & related services .....	230	1 858	8 321	50	36	8	4	2	—	—	—	—	—
5415	Computer systems design & related services .....	186	2 782	11 697	17	13	1	2	—	—	1	—	—	—
54151	Computer systems design & related services .....	186	2 782	11 697	17	13	1	2	—	—	1	—	—	—
5419	Oth professional, scientific, technical services .....	163	609	2 923	27	16	3	7	1	—	—	—	—	—
54194	Veterinary services .....	120	470	2 283	15	6	2	7	—	—	—	—	—	—
541940	Veterinary services .....	120	470	2 283	15	6	2	7	—	—	—	—	—	—
<b>55</b>	<b>Management of companies &amp; enterprises .....</b>	<b>(C)</b>	<b>(D)</b>	<b>(D)</b>	<b>3</b>	<b>2</b>	—	—	—	—	<b>1</b>	—	—	—
551	Management of companies & enterprises .....	(C)	(D)	(D)	3	2	—	—	—	—	1	—	—	—
5511	Management of companies & enterprises .....	(C)	(D)	(D)	3	2	—	—	—	—	1	—	—	—
55111	Management of companies & enterprises .....	(C)	(D)	(D)	3	2	—	—	—	—	1	—	—	—
<b>56</b>	<b>Admin, support, waste mgt, remediation services .....</b>	<b>882</b>	<b>3 794</b>	<b>16 438</b>	<b>126</b>	<b>90</b>	<b>23</b>	<b>5</b>	<b>7</b>	—	—	<b>1</b>	—	—
561	Administrative & support services .....	815	3 249	14 179	117	84	21	5	6	—	—	1	—	—
5613	Employment services .....	350	1 038	4 899	4	—	1	—	2	—	—	1	—	—
56132	Temporary help services .....	350	1 038	4 899	4	—	1	—	2	—	—	1	—	—
561320	Temporary help services .....	350	1 038	4 899	4	—	1	—	2	—	—	1	—	—
5617	Services to buildings & dwellings .....	198	450	2 560	58	45	9	3	1	—	—	—	—	—
56172	Janitorial services .....	114	241	1 052	24	16	6	1	1	—	—	—	—	—
561720	Janitorial services .....	114	241	1 052	24	16	6	1	1	—	—	—	—	—
<b>61</b>	<b>Educational services .....</b>	<b>221</b>	<b>902</b>	<b>4 240</b>	<b>25</b>	<b>11</b>	<b>7</b>	<b>5</b>	<b>1</b>	<b>1</b>	—	—	—	—
611	Educational services .....	221	902	4 240	25	11	7	5	1	1	—	—	—	—
6111	Elementary & secondary schools .....	119	509	2 044	6	1	1	2	1	1	—	—	—	—
61111	Elementary & secondary schools .....	119	509	2 044	6	1	1	2	1	1	—	—	—	—
611110	Elementary & secondary schools .....	119	509	2 044	6	1	1	2	1	1	—	—	—	—

Note: Employment-size classes are indicated as follows: A—0 to 19; B—20 to 99; C—100 to 249; E—250 to 499; F—500 to 999; G—1,000 to 2,499; H—2,500 to 4,999; I—5,000 to 9,999; J—10,000 to 24,999; K—25,000 to 49,999; L—50,000 to 99,999; M—100,000 or more.

**Table 6. Counties—Employees, Payroll, and Establishments by Industry: 1999—Con.**

[Excludes most government employees, railroad employees, and self-employed persons. Size class 1 to 4 includes establishments with payroll, but no employees, during mid-March pay period. (D) denotes figures withheld to avoid disclosing data for individual companies; the data are included in broader industry totals. Detailed industries with 100 or more employees are shown if industry was not a (D). For explanation of terms, abbreviations, and data reliability/comparability, see introductory text]

NAICS code	Industry	Number of employees for week including March 12	Payroll (\$1,000)		Total number of establishments	Number of establishments by employment-size class								
			First quarter	Annual		1 to 4	5 to 9	10 to 19	20 to 49	50 to 99	100 to 249	250 to 499	500 to 999	1,000 or more
<b>SKAGIT—Con.</b>														
<b>62</b>	<b>Health care and social assistance . . . . .</b>	<b>4 978</b>	<b>32 810</b>	<b>141 554</b>	<b>284</b>	<b>144</b>	<b>65</b>	<b>36</b>	<b>21</b>	<b>9</b>	<b>6</b>	<b>2</b>	<b>1</b>	<b>—</b>
621	Ambulatory health care services . . . . .	2 042	16 624	71 058	183	92	49	24	12	3	3	—	—	—
6211	Offices of physicians . . . . .	821	7 686	34 188	54	24	8	13	7	1	1	—	—	—
62111	Offices of physicians . . . . .	821	7 686	34 188	54	24	8	13	7	1	1	—	—	—
621111	Offices of physicians (exc mental health) . . . . .	778	7 413	33 050	50	21	8	13	6	1	1	—	—	—
6212	Offices of dentists . . . . .	289	2 141	10 643	50	17	27	6	—	—	—	—	—	—
62121	Offices of dentists . . . . .	289	2 141	10 643	50	17	27	6	—	—	—	—	—	—
621210	Offices of dentists . . . . .	289	2 141	10 643	50	17	27	6	—	—	—	—	—	—
6213	Offices of other health practitioners . . . . .	239	1 364	5 492	55	41	10	3	1	—	—	—	—	—
6214	Outpatient care centers . . . . .	301	2 882	10 008	13	5	1	1	4	2	—	—	—	—
62142	Outpatient mental health, substance abuse													
	ctrs . . . . . (C) (D) (D) 7 2 — 1 4 — — — —													
62149	Other outpatient care centers . . . . .	134	1 733	5 235	5	3	—	—	—	2	—	—	—	—
621498	All other outpatient care centers . . . . .	134	1 733	5 235	5	3	—	—	—	2	—	—	—	—
6216	Home health care services . . . . . (E) (D) (D) 3 — 1 — — — 2 — — —													
62161	Home health care services . . . . . (E) (D) (D) 3 — 1 — — — 2 — — —													
622	Hospitals . . . . . (G) (D) (D) 3 — — — — — — — 2 1 — —													
6221	General medical & surgical hospitals . . . . . (G) (D) (D) 3 — — — — — — — 2 1 — —													
62211	General medical & surgical hospitals . . . . . (G) (D) (D) 3 — — — — — — — 2 1 — —													
623	Nursing & residential care facilities . . . . .	722	2 877	12 505	27	9	5	2	4	6	1	—	—	—
6231	Nursing care facilities . . . . .	428	1 764	7 508	6	—	—	—	1	4	1	—	—	—
62311	Nursing care facilities . . . . .	428	1 764	7 508	6	—	—	—	1	4	1	—	—	—
623110	Nursing care facilities . . . . .	428	1 764	7 508	6	—	—	—	1	4	1	—	—	—
6233	Community care facilities for the elderly . . . . .	191	579	2 588	15	7	3	2	2	1	—	—	—	—
62331	Community care facilities for the elderly . . . . .	191	579	2 588	15	7	3	2	2	1	—	—	—	—
624	Social assistance . . . . . (F) (D) (D) 71 43 11 10 5 — 2 — — —													
6241	Individual & family services . . . . . (C) (D) (D) 20 10 6 3 1 — — — — —													
6243	Vocational rehabilitation services . . . . .	273	1 234	5 135	7	3	1	1	—	—	2	—	—	—
62431	Vocational rehabilitation services . . . . .	273	1 234	5 135	7	3	1	1	—	—	2	—	—	—
624310	Vocational rehabilitation services . . . . .	273	1 234	5 135	7	3	1	1	—	—	2	—	—	—
6244	Child day care services . . . . .	276	982	4 195	35	23	2	6	4	—	—	—	—	—
62441	Child day care services . . . . .	276	982	4 195	35	23	2	6	4	—	—	—	—	—
624410	Child day care services . . . . .	276	982	4 195	35	23	2	6	4	—	—	—	—	—
<b>71</b>	<b>Arts, entertainment &amp; recreation . . . . .</b>	<b>1 348</b>	<b>5 755</b>	<b>24 854</b>	<b>42</b>	<b>22</b>	<b>3</b>	<b>7</b>	<b>6</b>	<b>2</b>	<b>1</b>	<b>—</b>	<b>1</b>	<b>—</b>
713	Amusement, gambling & recreation industries . . . . .	1 301	5 521	23 788	25	8	2	5	6	2	1	—	1	—
7132	Gambling industries . . . . . (F) (D) (D) 3 — 1 — — — 1 — 1 — —													
71321	Casinos (except hotel casinos) . . . . . (F) (D) (D) 2 — — — — — — 1 — 1 — —													
7139	Other amusement & recreation industries . . . . . (E) (D) (D) 22 8 1 5 6 2 — — —													
71391	Golf courses & country clubs . . . . .	103	391	2 157	6	1	—	3	2	—	—	—	—	—
713910	Golf courses & country clubs . . . . .	103	391	2 157	6	1	—	3	2	—	—	—	—	—
71394	Fitness & recreational sports centers . . . . .	189	289	1 204	6	2	1	—	1	2	—	—	—	—
713940	Fitness & recreational sports centers . . . . .	189	289	1 204	6	2	1	—	1	2	—	—	—	—
<b>72</b>	<b>Accommodation &amp; food services . . . . .</b>	<b>3 915</b>	<b>9 071</b>	<b>41 004</b>	<b>277</b>	<b>102</b>	<b>47</b>	<b>60</b>	<b>54</b>	<b>12</b>	<b>2</b>	<b>—</b>	<b>—</b>	<b>—</b>
721	Accommodation . . . . .	414	924	4 490	37	13	6	11	7	—	—	—	—	—
7211	Traveler accommodation . . . . .	338	655	3 130	24	6	4	7	7	—	—	—	—	—
72111	Hotels (exc casino hotels) & motels . . . . .	301	571	2 716	20	4	3	7	6	—	—	—	—	—
721110	Hotels (exc casino hotels) & motels . . . . .	301	571	2 716	20	4	3	7	6	—	—	—	—	—
722	Food services & drinking places . . . . .	3 501	8 147	36 514	240	89	41	49	47	12	2	—	—	—
7221	Full-service restaurants . . . . .	1 654	4 430	20 349	107	35	17	25	24	5	1	—	—	—
72211	Full-service restaurants . . . . .	1 654	4 430	20 349	107	35	17	25	24	5	1	—	—	—
722110	Full-service restaurants . . . . .	1 654	4 430	20 349	107	35	17	25	24	5	1	—	—	—
7222	Limited-service eating places . . . . .	1 567	3 060	13 107	100	34	18	21	21	5	1	—	—	—
72221	Limited-service eating places . . . . .	1 567	3 060	13 107	100	34	18	21	21	5	1	—	—	—
722211	Limited-service restaurants . . . . .	1 400	2 686	11 237	73	20	9	18	20	5	1	—	—	—
722213	Snack & nonalcoholic beverage bars . . . . .	167	374	1 870	27	14	9	3	1	—	—	—	—	—
7224	Drinking places (alcoholic beverages) . . . . . (C) (D) (D) 27 16 5 3 2 1 — — —													
72241	Drinking places (alcoholic beverages) . . . . . (C) (D) (D) 27 16 5 3 2 1 — — —													
<b>81</b>	<b>Other services (except public administration) . . . . .</b>	<b>1 572</b>	<b>6 475</b>	<b>28 353</b>	<b>278</b>	<b>168</b>	<b>67</b>	<b>32</b>	<b>10</b>	<b>1</b>	<b>—</b>	<b>—</b>	<b>—</b>	<b>—</b>
811	Repair & maintenance . . . . .	583	3 420	15 744	108	71	22	10	5	—	—	—	—	—
8111	Automotive repair & maintenance . . . . .	339	1 989	8 662	74	49	19	4	2	—	—	—	—	—
81111	Automotive mechanical & electrical R&M . . . . .	191	1 039	4 362	48	36	9	2	1	—	—	—	—	—
811111	General automotive repair . . . . .	131	706	3 112	36	29	5	1	1	—	—	—	—	—
811112	Automotive body, paint, interior & glass repair . . . . .	117	858	3 910	18	9	6	2	1	—	—	—	—	—
8114	Personal & household goods R&M . . . . .	187	1 032	5 407	19	10	2	4	3	—	—	—	—	—
81149	Other personal & household goods R&M . . . . .	140	816	4 303	12	5	2	3	2	—	—	—	—	—
811490	Other personal & household goods R&M . . . . .	140	816	4 303	12	5	2	3	2	—	—	—	—	—
812	Personal & laundry services . . . . .	251	775	3 359	51	29	17	4	1	—	—	—	—	—
8121	Personal care services . . . . .	140	400	1 658	24	12	9	2	1	—	—	—	—	—
81211	Hair, nail & skin care services . . . . . (C) (D) (D) 22 10 9 2 1 — — —													
812112	Beauty salons . . . . . (C) (D) (D) 19 8 8 2 1 — — —													

Note: Employment-size classes are indicated as follows: A—0 to 19; B—20 to 99; C—100 to 249; E—250 to 499; F—500 to 2,499; G—1,000 to 2,499; H—2,500 to 4,999; I—5,000 to 9,999; J—10,000 to 24,999; K—25,000 to 49,999; L—50,000 to 99,999; M—100,000 or more.

**Table 6. Counties—Employees, Payroll, and Establishments by Industry: 1999—Con.**

[Excludes most government employees, railroad employees, and self-employed persons. Size class 1 to 4 includes establishments with payroll, but no employees, during mid-March pay period. (D) denotes figures withheld to avoid disclosing data for individual companies; the data are included in broader industry totals. Detailed industries with 100 or more employees are shown if industry was not a (D). For explanation of terms, abbreviations, and data reliability/comparability, see introductory text]

NAICS code	Industry	Number of employees for week including March 12	Payroll (\$1,000)		Total number of establishments	Number of establishments by employment-size class									
			First quarter	Annual		1 to 4	5 to 9	10 to 19	20 to 49	50 to 99	100 to 249	250 to 499	500 to 999	1,000 or more	
<b>SKAGIT—Con.</b>															
<b>81</b>	<b>Other services (except public administration)—Con.</b>														
813	Religious, grantmaking, civic, prof & like organizations .....	738	2 280	9 250	119	68	28	18	4	1	—	—	—	—	
8131	Religious organizations .....	428	1 383	5 600	65	35	17	10	2	1	—	—	—	—	
81311	Religious organizations .....	428	1 383	5 600	65	35	17	10	2	1	—	—	—	—	
813110	Religious organizations .....	428	1 383	5 600	65	35	17	10	2	1	—	—	—	—	
8134	Civic & social organizations .....	143	230	915	17	7	4	5	1	—	—	—	—	—	
81341	Civic & social organizations .....	143	230	915	17	7	4	5	1	—	—	—	—	—	
813410	Civic & social organizations .....	143	230	915	17	7	4	5	1	—	—	—	—	—	
8139	Business, labor, political, like organizations .....	126	483	1 992	28	19	6	2	1	—	—	—	—	—	
<b>95</b>	<b>Auxiliaries (exc corporate, subsidiary &amp; regional mgt) .....</b>	<b>(A)</b>	<b>(D)</b>	<b>(D)</b>	<b>2</b>	<b>1</b>	<b>1</b>	<b>—</b>	<b>—</b>	<b>—</b>	<b>—</b>	<b>—</b>	<b>—</b>	<b>—</b>	
<b>99</b>	<b>Unclassified establishments .....</b>	<b>33</b>	<b>114</b>	<b>1 140</b>	<b>67</b>	<b>65</b>	<b>2</b>	<b>—</b>	<b>—</b>	<b>—</b>	<b>—</b>	<b>—</b>	<b>—</b>	<b>—</b>	
<b>SKAMANIA</b>															
	<b>Total .....</b>	<b>1 192</b>	<b>5 175</b>	<b>25 999</b>	<b>176</b>	<b>123</b>	<b>33</b>	<b>11</b>	<b>6</b>	<b>1</b>	<b>1</b>	<b>1</b>	<b>—</b>	<b>—</b>	
<b>11</b>	<b>Forestry, fishing, hunting, and agriculture support .....</b>	<b>(B)</b>	<b>(D)</b>	<b>(D)</b>	<b>17</b>	<b>15</b>	<b>—</b>	<b>2</b>	<b>—</b>	<b>—</b>	<b>—</b>	<b>—</b>	<b>—</b>	<b>—</b>	
<b>21</b>	<b>Mining .....</b>	<b>(A)</b>	<b>(D)</b>	<b>(D)</b>	<b>1</b>	<b>—</b>	<b>1</b>	<b>—</b>	<b>—</b>	<b>—</b>	<b>—</b>	<b>—</b>	<b>—</b>	<b>—</b>	
<b>23</b>	<b>Construction .....</b>	<b>85</b>	<b>370</b>	<b>1 872</b>	<b>25</b>	<b>19</b>	<b>4</b>	<b>1</b>	<b>1</b>	<b>—</b>	<b>—</b>	<b>—</b>	<b>—</b>	<b>—</b>	
<b>31-33</b>	<b>Manufacturing .....</b>	<b>259</b>	<b>1 816</b>	<b>10 314</b>	<b>13</b>	<b>7</b>	<b>2</b>	<b>1</b>	<b>1</b>	<b>1</b>	<b>1</b>	<b>—</b>	<b>—</b>	<b>—</b>	
321	Wood product mfg .....	140	1 059	6 316	5	3	—	—	1	—	1	—	—	—	
3211	Sawmills & wood preservation .....	(C)	(D)	(D)	2	1	—	—	—	—	1	—	—	—	
32111	Sawmills & wood preservation .....	(C)	(D)	(D)	2	1	—	—	—	—	1	—	—	—	
<b>42</b>	<b>Wholesale trade .....</b>	<b>2</b>	<b>26</b>	<b>229</b>	<b>4</b>	<b>4</b>	<b>—</b>	<b>—</b>	<b>—</b>	<b>—</b>	<b>—</b>	<b>—</b>	<b>—</b>	<b>—</b>	
<b>44-45</b>	<b>Retail trade .....</b>	<b>129</b>	<b>336</b>	<b>1 486</b>	<b>15</b>	<b>6</b>	<b>6</b>	<b>1</b>	<b>2</b>	<b>—</b>	<b>—</b>	<b>—</b>	<b>—</b>	<b>—</b>	
<b>48-49</b>	<b>Transportation &amp; warehousing .....</b>	<b>48</b>	<b>318</b>	<b>1 569</b>	<b>9</b>	<b>6</b>	<b>1</b>	<b>2</b>	<b>—</b>	<b>—</b>	<b>—</b>	<b>—</b>	<b>—</b>	<b>—</b>	
<b>51</b>	<b>Information .....</b>	<b>16</b>	<b>100</b>	<b>411</b>	<b>7</b>	<b>5</b>	<b>2</b>	<b>—</b>	<b>—</b>	<b>—</b>	<b>—</b>	<b>—</b>	<b>—</b>	<b>—</b>	
<b>52</b>	<b>Finance &amp; insurance .....</b>	<b>26</b>	<b>239</b>	<b>811</b>	<b>9</b>	<b>7</b>	<b>2</b>	<b>—</b>	<b>—</b>	<b>—</b>	<b>—</b>	<b>—</b>	<b>—</b>	<b>—</b>	
<b>53</b>	<b>Real estate &amp; rental &amp; leasing .....</b>	<b>(A)</b>	<b>(D)</b>	<b>(D)</b>	<b>4</b>	<b>4</b>	<b>—</b>	<b>—</b>	<b>—</b>	<b>—</b>	<b>—</b>	<b>—</b>	<b>—</b>	<b>—</b>	
<b>54</b>	<b>Professional, scientific &amp; technical services .....</b>	<b>(E)</b>	<b>(D)</b>	<b>(D)</b>	<b>7</b>	<b>6</b>	<b>—</b>	<b>—</b>	<b>—</b>	<b>—</b>	<b>—</b>	<b>1</b>	<b>—</b>	<b>—</b>	
541	Professional, scientific & technical services .....	(E)	(D)	(D)	7	6	—	—	—	—	—	1	—	—	
5416	Management, sci & tech consulting services .....	(E)	(D)	(D)	1	—	—	—	—	—	—	1	—	—	
54161	Management consulting services .....	(E)	(D)	(D)	1	—	—	—	—	—	—	1	—	—	
<b>56</b>	<b>Admin, support, waste mgt, remediation services .....</b>	<b>(A)</b>	<b>(D)</b>	<b>(D)</b>	<b>8</b>	<b>8</b>	<b>—</b>	<b>—</b>	<b>—</b>	<b>—</b>	<b>—</b>	<b>—</b>	<b>—</b>	<b>—</b>	
<b>61</b>	<b>Educational services .....</b>	<b>(A)</b>	<b>(D)</b>	<b>(D)</b>	<b>2</b>	<b>1</b>	<b>—</b>	<b>1</b>	<b>—</b>	<b>—</b>	<b>—</b>	<b>—</b>	<b>—</b>	<b>—</b>	
<b>62</b>	<b>Health care and social assistance .....</b>	<b>63</b>	<b>193</b>	<b>778</b>	<b>12</b>	<b>4</b>	<b>6</b>	<b>2</b>	<b>—</b>	<b>—</b>	<b>—</b>	<b>—</b>	<b>—</b>	<b>—</b>	
<b>71</b>	<b>Arts, entertainment &amp; recreation .....</b>	<b>16</b>	<b>39</b>	<b>280</b>	<b>6</b>	<b>5</b>	<b>1</b>	<b>—</b>	<b>—</b>	<b>—</b>	<b>—</b>	<b>—</b>	<b>—</b>	<b>—</b>	
<b>72</b>	<b>Accommodation &amp; food services .....</b>	<b>138</b>	<b>245</b>	<b>1 417</b>	<b>18</b>	<b>9</b>	<b>6</b>	<b>1</b>	<b>2</b>	<b>—</b>	<b>—</b>	<b>—</b>	<b>—</b>	<b>—</b>	
<b>81</b>	<b>Other services (except public administration) .....</b>	<b>37</b>	<b>115</b>	<b>459</b>	<b>13</b>	<b>11</b>	<b>2</b>	<b>—</b>	<b>—</b>	<b>—</b>	<b>—</b>	<b>—</b>	<b>—</b>	<b>—</b>	
<b>99</b>	<b>Unclassified establishments .....</b>	<b>5</b>	<b>10</b>	<b>39</b>	<b>6</b>	<b>6</b>	<b>—</b>	<b>—</b>	<b>—</b>	<b>—</b>	<b>—</b>	<b>—</b>	<b>—</b>	<b>—</b>	
<b>SNOHOMISH</b>															
	<b>Total .....</b>	<b>206 830</b>	<b>1 596 759</b>	<b>6 874 297</b>	<b>15 020</b>	<b>8 760</b>	<b>2 767</b>	<b>1 779</b>	<b>1 121</b>	<b>372</b>	<b>170</b>	<b>32</b>	<b>10</b>	<b>9</b>	
<b>11</b>	<b>Forestry, fishing, hunting, and agriculture support .....</b>	<b>605</b>	<b>4 674</b>	<b>21 068</b>	<b>126</b>	<b>101</b>	<b>13</b>	<b>6</b>	<b>3</b>	<b>2</b>	<b>1</b>	<b>—</b>	<b>—</b>	<b>—</b>	
113	Forestry and logging .....	413	2 871	13 574	50	34	8	5	—	2	1	—	—	—	
1133	Logging .....	400	2 753	13 073	46	31	7	5	—	2	1	—	—	—	
11331	Logging .....	400	2 753	13 073	46	31	7	5	—	2	1	—	—	—	
113310	Logging .....	400	2 753	13 073	46	31	7	5	—	2	1	—	—	—	
114	Fishing, hunting & trapping .....	118	1 347	5 474	54	49	2	1	2	—	—	—	—	—	
1141	Fishing .....	(C)	(D)	(D)	53	48	2	1	2	—	—	—	—	—	
11411	Fishing .....	(C)	(D)	(D)	53	48	2	1	2	—	—	—	—	—	
114111	Finfish fishing .....	102	1 160	4 438	39	35	1	2	—	—	—	—	—	—	
<b>21</b>	<b>Mining .....</b>	<b>173</b>	<b>1 759</b>	<b>5 956</b>	<b>10</b>	<b>4</b>	<b>1</b>	<b>1</b>	<b>3</b>	<b>1</b>	<b>—</b>	<b>—</b>	<b>—</b>	<b>—</b>	
212	Mining (except oil & gas) .....	(C)	(D)	(D)	7	2	—	1	3	1	—	—	—	—	
2123	Nonmetallic mineral mining & quarrying .....	(C)	(D)	(D)	7	2	—	1	3	1	—	—	—	—	
21231	Stone mining & quarrying .....	(C)	(D)	(D)	4	—	—	1	2	1	—	—	—	—	
<b>22</b>	<b>Utilities .....</b>	<b>137</b>	<b>1 626</b>	<b>6 503</b>	<b>14</b>	<b>11</b>	<b>—</b>	<b>2</b>	<b>1</b>	<b>—</b>	<b>—</b>	<b>—</b>	<b>—</b>	<b>—</b>	
221	Utilities .....	137	1 626	6 503	14	11	—	—	2	1	—	—	—	—	

Note: Employment-size classes are indicated as follows: A—0 to 19; B—20 to 99; C—100 to 249; E—250 to 499; F—500 to 999; G—1,000 to 2,499; H—2,500 to 4,999; I—5,000 to 9,999; J—10,000 to 24,999; K—25,000 to 49,999; L—50,000 to 99,999; M—100,000 or more.

**Table 6. Counties—Employees, Payroll, and Establishments by Industry: 1999—Con.**

[Excludes most government employees, railroad employees, and self-employed persons. Size class 1 to 4 includes establishments with payroll, but no employees, during mid-March pay period. (D) denotes figures withheld to avoid disclosing data for individual companies; the data are included in broader industry totals. Detailed industries with 100 or more employees are shown if industry was not a (D). For explanation of terms, abbreviations, and data reliability/comparability, see introductory text]

NAICS code	Industry	Number of employees for week including March 12	Payroll (\$1,000)		Total number of establishments	Number of establishments by employment-size class								
			First quarter	Annual		1 to 4	5 to 9	10 to 19	20 to 49	50 to 99	100 to 249	250 to 499	500 to 999	1,000 or more
<b>SNOHOMISH—Con.</b>														
<b>23</b>	<b>Construction</b>	<b>16 375</b>	<b>118 433</b>	<b>570 745</b>	<b>2 768</b>	<b>1 924</b>	<b>427</b>	<b>227</b>	<b>148</b>	<b>33</b>	<b>9</b>			
233	Building, developing & general contracting	3 581	25 683	125 661	936	748	113	42	27	5	1			
2331	Land subdivision & land development	206	1 688	8 119	52	45	3	1	2	1				
23311	Land subdivision & land development	206	1 688	8 119	52	45	3	1	2	1				
233110	Land subdivision & land development	206	1 688	8 119	52	45	3	1	2	1				
2332	Residential building construction	2 332	13 865	70 926	758	622	92	29	14	1				
23321	Single-family housing construction	2 216	13 168	67 226	731	603	86	29	12	1				
233210	Single-family housing construction	2 216	13 168	67 226	731	603	86	29	12	1				
23322	Multifamily housing construction	116	697	3 700	27	19	6	2	2					
233220	Multifamily housing construction	116	697	3 700	27	19	6	2	2					
2333	Nonresidential building construction	1 043	10 130	46 616	126	81	18	12	11	3	1			
23331	Mfg & industrial building construction	180	1 972	8 464	13	7	4	1	1					
233310	Mfg & industrial building construction	180	1 972	8 464	13	7	4	1	1					
23332	Commercial & institutional bldg construction	863	8 158	38 152	113	74	14	12	10	3				
233320	Commercial & institutional bldg construction	863	8 158	38 152	113	74	14	12	10	3				
234	Heavy construction	2 037	17 352	91 010	143	65	26	28	17	2	5			
2341	Highway, street, bridge & tunnel construction	666	5 396	28 383	24	7	5	4	4	1	3			
23411	Highway & street construction	666	5 396	28 383	24	7	5	4	4	1	3			
234110	Highway & street construction	666	5 396	28 383	24	7	5	4	4	1	3			
2349	Other heavy construction	1 371	11 956	62 627	119	58	21	24	13	1	2			
23491	Water, sewer & pipeline construction	642	6 109	35 230	33	14	5	6	6	2				
234910	Water, sewer & pipeline construction	642	6 109	35 230	33	14	5	6	6	2				
23492	Pwr, communication transmsn line construction	114	853	4 254	14	6	4	3	1					
234920	Pwr, communication transmsn line construction	114	853	4 254	14	6	4	3	1					
23499	All other heavy construction	615	4 994	23 143	72	38	12	15	6	1				
234990	All other heavy construction	615	4 994	23 143	72	38	12	15	6	1				
235	Special trade contractors	10 757	75 398	354 074	1 689	1 111	288	157	104	26	3			
2351	Plumbing, heating & AC contractor	1 268	10 076	45 564	207	131	41	19	14	2				
23511	Plumbing, heating & AC contractor	1 268	10 076	45 564	207	131	41	19	14	2				
235110	Plumbing, heating & AC contractor	1 268	10 076	45 564	207	131	41	19	14	2				
2352	Painting & wall covering contractors	912	5 110	24 707	178	132	26	9	9	1	1			
23521	Painting & wall covering contractors	912	5 110	24 707	178	132	26	9	9	1	1			
235210	Painting & wall covering contractors	912	5 110	24 707	178	132	26	9	9	1	1			
2353	Electrical contractors	1 868	16 711	75 036	222	126	44	23	22	7				
23531	Electrical contractors	1 868	16 711	75 036	222	126	44	23	22	7				
235310	Electrical contractors	1 868	16 711	75 036	222	126	44	23	22	7				
2354	Masonry, drywall, insulation, tile contractors	1 796	12 422	60 128	214	129	33	29	16	7				
23541	Masonry & stone contractors	327	2 255	11 991	61	43	9	6	3					
235410	Masonry & stone contractors	327	2 255	11 991	61	43	9	6	3					
23542	Drywall, acoustical & insulation contractors	1 375	9 674	45 400	131	71	19	22	12	7				
235420	Drywall, acoustical & insulation contractors	1 375	9 674	45 400	131	71	19	22	12	7				
2355	Carpentry & floor contractors	1 249	6 922	32 060	305	238	6	1	1					
23551	Carpentry contractors	993	5 199	23 867	230	177	29	18	4	1				
235510	Carpentry contractors	993	5 199	23 867	230	177	29	18	4	1				
23552	Floor laying & other floor contractors	256	1 723	8 193	75	61	8	4	2					
235520	Floor laying & other floor contractors	256	1 723	8 193	75	61	8	4	2					
2356	Roofing, siding, & sheet metal contractors	1 079	6 691	32 260	160	104	24	20	9	2	1			
23561	Roofing, siding, & sheet metal contractors	1 079	6 691	32 260	160	104	24	20	9	2	1			
235610	Roofing, siding, & sheet metal contractors	1 079	6 691	32 260	160	104	24	20	9	2	1			
2357	Concrete contractors	980	6 148	30 650	145	84	36	15	6	4				
23571	Concrete contractors	980	6 148	30 650	145	84	36	15	6	4				
235710	Concrete contractors	980	6 148	30 650	145	84	36	15	6	4				
2359	Other special trade contractors	1 591	11 266	53 419	251	160	47	20	22	2				
23591	Structural steel erection contractors	325	2 992	12 606	18	6	4	2	5	1				
235910	Structural steel erection contractors	325	2 992	12 606	18	6	4	2	5	1				
23592	Glass & glazing contractors	159	1 128	5 258	24	13	4	5	2					
235920	Glass & glazing contractors	159	1 128	5 258	24	13	4	5	2					
23593	Excavation contractors	423	2 938	15 853	97	68	17	8	4					
235930	Excavation contractors	423	2 938	15 853	97	68	17	8	4					
23599	All other special trade contractors	616	3 644	17 148	102	64	22	5	11					
235990	All other special trade contractors	616	3 644	17 148	102	64	22	5	11					
<b>31-33</b>	<b>Manufacturing</b>	<b>62 102</b>	<b>694 388</b>	<b>2 826 077</b>	<b>854</b>	<b>355</b>	<b>156</b>	<b>109</b>	<b>115</b>	<b>66</b>	<b>37</b>	<b>9</b>	<b>3</b>	<b>4</b>
311	Food mfg	850	6 133	25 906	40	13	9	9	5	1	3			
3114	Fruit & veg preserving & specialty food mfg	(C)	(D)	(D)	3	1			1		1			
31141	Frozen food mfg	(C)	(D)	(D)	2				1		1			
3116	Animal slaughtering & processing	167	1 126	4 844	7	2	1	2	1		1			
31161	Animal slaughtering & processing	167	1 126	4 844	7	2	1	2	1		1			
3118	Bakeries & tortilla mfg	310	1 444	6 336	13	2	5	4		1	1			
31181	Bread & bakery product mfg	(E)	(D)	(D)	11	1	4	4		1	1			
311812	Commercial bakeries	243	1 281	5 613	4		1	1		1	1			
315	Apparel manufacturing	160	627	2 880	9	5	1		2	1				
3152	Cut & sew apparel mfg	(C)	(D)	(D)	7	4	1		1	1				
321	Wood product mfg	2 335	18 066	80 150	64	21	8	11	5	12	7			
3211	Sawmills & wood preservation	1 144	10 336	46 624	22	7	1	4	1	5	4			
32111	Sawmills & wood preservation	1 144	10 336	46 624	22	7	1	4	1	5	4			
3212	Veneer, plywood & engineered wood product mfg	227	1 663	6 911	4			1	1	1				
32121	Veneer, plywood & engineered wood product mfg	227	1 663	6 911	4			1	1	1				

Note: Employment-size classes are indicated as follows: A—0 to 19; B—20 to 99; C—100 to 249; E—250 to 499; F—500 to 999; G—1,000 to 2,499; H—2,500 to 4,999; I—5,000 to 9,999; J—10,000 to 24,999; K—25,000 to 49,999; L—50,000 to 99,999; M—100,000 or more.

**Table 6. Counties—Employees, Payroll, and Establishments by Industry: 1999—Con.**

[Excludes most government employees, railroad employees, and self-employed persons. Size class 1 to 4 includes establishments with payroll, but no employees, during mid-March pay period. (D) denotes figures withheld to avoid disclosing data for individual companies; the data are included in broader industry totals. Detailed industries with 100 or more employees are shown if industry was not a (D). For explanation of terms, abbreviations, and data reliability/comparability, see introductory text]

NAICS code	Industry	Number of employees for week including March 12	Payroll (\$1,000)		Total number of establishments	Number of establishments by employment-size class								
			First quarter	Annual		1 to 4	5 to 9	10 to 19	20 to 49	50 to 99	100 to 249	250 to 499	500 to 999	1,000 or more
<b>SNOHOMISH—Con.</b>														
<b>31-33 Manufacturing—Con.</b>														
321	Wood product mfg—Con.													
3219	Other wood product mfg	964	6 067	26 615	38	14	7	6	3	6	2	—	—	
32191	Millwork	770	5 130	22 032	20	6	3	1	3	5	2	—	—	
321911	Wood window & door mfg	363	2 488	11 570	8	2	1	—	2	1	—	—	—	
321912	Cut stock, resawing lumber & planing	343	2 387	9 257	7	1	1	1	1	2	1	—	—	
32192	Wood container & pallet mfg	116	475	2 281	7	4	1	1	—	1	—	—	—	
321920	Wood container & pallet mfg	116	475	2 281	7	4	1	1	—	1	—	—	—	
322	Paper mfg	(F)	(D)	(D)	6	2	1	1	1	—	—	1	—	
3221	Pulp, paper & paperboard mills	(F)	(D)	(D)	1	—	—	—	—	—	—	1	—	
32212	Paper mills	(F)	(D)	(D)	1	—	—	—	—	—	—	1	—	
323	Printing & related support activities	793	4 705	21 152	72	43	14	8	6	—	—	1	—	
3231	Printing & related support activities	793	4 705	21 152	72	43	14	8	6	—	—	1	—	
32311	Printing	789	4 698	21 003	69	40	14	8	6	—	—	1	—	
323110	Commercial lithographic printing	563	3 253	14 631	34	18	8	4	3	—	—	1	—	
325	Chemical mfg	303	3 876	14 784	16	8	4	—	3	—	1	—	—	
3254	Pharmaceutical & medicine mfg	(C)	(D)	(D)	5	4	—	—	—	—	1	—	—	
32541	Pharmaceutical & medicine mfg	(C)	(D)	(D)	5	4	—	—	—	—	1	—	—	
326	Plastics & rubber products mfg	1 184	7 469	34 050	19	3	4	4	3	2	2	—	1	
3261	Plastics product mfg	(G)	(D)	(D)	17	3	4	3	2	2	—	1	—	
32611	Unsupported plastics film, sheet, & bag mfg	(E)	(D)	(D)	2	—	—	—	—	1	1	—	—	
32619	Other plastics product mfg	750	4 386	18 410	14	3	4	3	2	—	1	—	—	
327	Nonmetallic mineral product mfg	731	5 483	24 558	34	17	3	2	8	3	1	—	—	
3272	Glass & glass product mfg	299	2 266	9 816	12	8	1	1	—	1	1	—	—	
32721	Glass & glass product mfg	299	2 266	9 816	12	8	1	1	—	1	1	—	—	
3273	Cement & concrete product mfg	(E)	(D)	(D)	16	5	2	1	7	1	—	—	—	
32732	Ready-mix concrete mfg	142	1 214	6 124	4	—	—	—	4	—	—	—	—	
327320	Ready-mix concrete mfg	142	1 214	6 124	4	—	—	—	4	—	—	—	—	
32739	Other concrete product mfg	111	732	3 544	8	4	2	—	1	1	—	—	—	
327390	Other concrete product mfg	111	732	3 544	8	4	2	—	1	1	—	—	—	
3279	Other nonmetallic mineral product mfg	(C)	(D)	(D)	3	1	—	—	1	1	—	—	—	
331	Primary metal mfg	337	2 534	11 233	15	4	3	1	5	2	—	—	—	
3315	Foundries	268	2 060	9 018	9	1	2	1	3	2	—	—	—	
33151	Ferrous metal foundries	173	1 471	6 734	4	—	—	—	3	1	—	—	—	
332	Fabricated metal product mfg	4 924	40 067	169 571	215	78	44	38	32	14	7	2	—	
3323	Architectural & structural metals mfg	1 286	9 637	42 200	49	10	11	9	11	5	3	—	—	
33231	Plate work & fabricated structural prod mfg	207	1 810	8 009	11	5	—	3	2	1	—	—	—	
33232	Ornamental & architectural metal prod mfg	1 079	7 827	34 191	38	5	11	6	9	4	3	—	—	
332321	Metal window & door mfg	266	2 184	8 959	7	—	3	1	2	—	1	—	—	
332322	Sheet metal work mfg	704	5 076	22 465	24	2	7	3	7	3	2	—	—	
332323	Ornamental & architectural metal work mfg	109	567	2 767	7	3	1	2	—	1	—	—	—	
3327	Mach shops, turn prod, screw, nut, bolt mfg	2 184	17 921	75 451	115	53	21	19	13	5	3	1	—	
33271	Machine shops	1 941	15 910	67 752	101	49	18	15	11	4	3	1	—	
332710	Machine shops	1 941	15 910	67 752	101	49	18	15	11	4	3	1	—	
33272	Turned product & screw, nut & bolt mfg	243	2 011	7 699	14	4	3	4	2	1	—	—	—	
3328	Coating, engrave, heat treating & oth activity	325	1 992	8 704	17	4	3	5	3	2	—	—	—	
33281	Coating, engrave, heat treating & oth activity	325	1 992	8 704	17	4	3	5	3	2	—	—	—	
332812	Metal coating, engraving & allied services	143	858	4 213	6	1	1	2	1	1	—	—	—	
332813	Electroplating, polish, anodize, coloring	182	1 134	4 491	11	3	2	3	2	1	—	—	—	
3329	Other fabricated metal product mfg	945	9 122	36 523	18	7	4	2	1	2	1	1	—	
33291	Metal valve mfg	(C)	(D)	(D)	3	1	1	—	—	—	1	—	—	
33299	All other fabricated metal product mfg	(F)	(D)	(D)	15	6	3	2	1	2	—	1	—	
332999	All other misc fabricated metal product mfg	170	1 205	4 718	10	5	2	1	1	1	—	—	—	
333	Machinery mfg	854	7 595	33 281	41	18	8	4	4	6	1	—	—	
3331	Ag, construction & mining machinery mfg	215	1 819	7 894	5	—	1	1	1	2	—	—	—	
33312	Construction machinery mfg	(C)	(D)	(D)	4	—	1	—	1	2	—	—	—	
3333	Commercial & service industry machinery mfg	253	2 162	9 399	8	2	2	1	—	3	—	—	—	
33331	Commercial & service industry machinery mfg	253	2 162	9 399	8	2	2	1	—	3	—	—	—	
3335	Metalworking machinery mfg	259	2 346	9 222	7	3	1	—	1	1	1	—	—	
33351	Metalworking machinery mfg	259	2 346	9 222	7	3	1	—	1	1	1	—	—	
334	Computer & electronic product mfg	6 039	77 635	320 707	67	24	10	5	9	8	7	2	—	
3341	Computer & peripheral equipment mfg	(G)	(D)	(D)	6	3	—	—	1	—	1	—	1	
33411	Computer & peripheral equipment mfg	(G)	(D)	(D)	6	3	—	—	1	—	1	—	1	
3342	Communications equipment mfg	(E)	(D)	(D)	11	4	2	—	3	2	—	—	—	
33421	Telephone apparatus mfg	(C)	(D)	(D)	5	1	2	—	1	1	—	—	—	
33422	Radio, TV broadcast & wireless comm equip mfg	191	1 703	8 438	6	3	—	—	2	1	—	—	—	
334220	Radio, TV broadcast & wireless comm equip mfg	191	1 703	8 438	6	3	—	—	2	1	—	—	—	
3344	Semiconductor & oth electronic component mfg	959	5 809	26 218	19	5	5	3	2	1	2	1	—	
33441	Semiconductor & oth electronic component mfg	959	5 809	26 218	19	5	5	3	2	1	2	1	—	
3345	Nav, measuring, medical, control instruments mfg	3 006	41 616	166 579	23	5	3	2	2	5	4	1	—	
33451	Nav, measuring, medical, control instruments mfg	3 006	41 616	166 579	23	5	3	2	2	5	4	1	—	

Note: Employment-size classes are indicated as follows: A—0 to 19; B—20 to 99; C—100 to 249; E—250 to 499; F—500 to 999; G—1,000 to 2,499; H—2,500 to 4,999; I—5,000 to 9,999; J—10,000 to 24,999; K—25,000 to 49,999; L—50,000 to 99,999; M—100,000 or more.



**Table 6. Counties—Employees, Payroll, and Establishments by Industry: 1999—Con.**

[Excludes most government employees, railroad employees, and self-employed persons. Size class 1 to 4 includes establishments with payroll, but no employees, during mid-March pay period. (D) denotes figures withheld to avoid disclosing data for individual companies; the data are included in broader industry totals. Detailed industries with 100 or more employees are shown if industry was not a (D). For explanation of terms, abbreviations, and data reliability/comparability, see introductory text]

NAICS code	Industry	Number of employees for week including March 12	Payroll (\$1,000)		Total number of establishments	Number of establishments by employment-size class									
			First quarter	Annual		1 to 4	5 to 9	10 to 19	20 to 49	50 to 99	100 to 249	250 to 499	500 to 999	1,000 or more	
<b>SNOHOMISH—Con.</b>															
<b>31-33 Manufacturing—Con.</b>															
335	Electrical equip, appliance & component mfg . . . . .	814	7 845	33 371	19	8	—	3	4	1	2	1	—	—	
3353	Electrical equipment mfg . . . . .	(E)	(D)	(D)	11	3	—	3	4	—	1	—	—	—	
33531	Electrical equipment mfg . . . . .	(E)	(D)	(D)	11	3	—	3	4	—	1	—	—	—	
335314	Relay & industrial control mfg . . . . .	256	2 854	10 805	9	2	—	3	3	—	1	—	—	—	
3359	Other electrical equipment & component mfg . . . . .	(E)	(D)	(D)	6	4	—	—	—	—	1	1	—	—	
33593	Wiring device mfg . . . . .	(C)	(D)	(D)	2	1	—	—	—	—	1	—	—	—	
33599	All oth electrical equipment & component mfg . . . . .	(E)	(D)	(D)	3	2	—	—	—	—	—	1	—	—	
336	Transportation equipment mfg . . . . .	39 233	480 441	1 917 244	70	23	17	5	9	8	3	2	1	2	
3364	Aerospace product & parts mfg . . . . .	(K)	(D)	(D)	38	8	8	4	6	5	3	2	1	1	
33641	Aerospace product & parts mfg . . . . .	(K)	(D)	(D)	38	8	8	4	6	5	3	2	1	1	
3366	Ship & boat building . . . . .	(G)	(D)	(D)	13	8	1	1	—	2	—	—	—	1	
33661	Ship & boat building . . . . .	(G)	(D)	(D)	13	8	1	1	—	2	—	—	—	1	
336611	Ship building & repairing . . . . .	100	651	2 228	7	5	1	—	—	1	—	—	—	—	
337	Furniture & related product mfg . . . . .	1 427	8 953	43 814	58	25	10	8	8	3	3	1	—	—	
3371	HH & institutional furniture & kitchen cabinet mfg . . . . .	1 042	6 424	31 537	46	23	8	6	4	3	1	1	—	—	
33711	Wood kitchen cabinet & countertop mfg . . . . .	621	3 975	18 410	31	15	7	5	3	—	—	1	—	—	
337110	Wood kitchen cabinet & countertop mfg . . . . .	621	3 975	18 410	31	15	7	5	3	—	—	1	—	—	
33712	Household & institutional furniture mfg . . . . .	421	2 449	13 127	15	8	1	1	3	1	—	—	—	—	
337127	Institutional furniture mfg . . . . .	171	1 314	5 901	4	1	1	—	2	—	—	—	—	—	
3372	Office furniture (including fixtures) mfg . . . . .	(E)	(D)	(D)	11	2	2	2	3	—	2	—	—	—	
33721	Office furniture (including fixtures) mfg . . . . .	(E)	(D)	(D)	11	2	2	2	3	—	2	—	—	—	
337211	Wood office furniture mfg . . . . .	139	1 122	4 715	3	—	1	—	1	—	1	—	—	—	
337215	Showcase, partition, shelving & locker mfg . . . . .	181	1 052	6 419	5	1	1	1	1	—	1	—	—	—	
339	Miscellaneous mfg . . . . .	862	6 114	27 379	78	46	14	6	8	4	—	—	—	—	
3391	Medical equipment & supplies mfg . . . . .	411	3 577	16 107	40	24	7	3	4	2	—	—	—	—	
33911	Medical equipment & supplies mfg . . . . .	411	3 577	16 107	40	24	7	3	4	2	—	—	—	—	
339113	Surgical appliance & supplies mfg . . . . .	138	1 206	5 374	5	1	1	1	1	1	—	—	—	—	
339114	Dental equipment & supplies mfg . . . . .	174	1 292	5 603	7	1	1	2	2	1	—	—	—	—	
3399	Other miscellaneous mfg . . . . .	451	2 537	11 272	38	22	7	3	4	2	—	—	—	—	
33992	Sporting & athletic goods mfg . . . . .	171	1 022	4 612	9	5	1	1	1	1	—	—	—	—	
339920	Sporting & athletic goods mfg . . . . .	171	1 022	4 612	9	5	1	1	1	1	—	—	—	—	
33995	Sign mfg . . . . .	120	739	3 300	14	6	5	1	2	—	—	—	—	—	
339950	Sign mfg . . . . .	120	739	3 300	14	6	5	1	2	—	—	—	—	—	
33999	All other misc mfg . . . . .	131	678	2 816	6	3	1	—	1	1	—	—	—	—	
<b>42</b>	<b>Wholesale trade . . . . .</b>	<b>7 685</b>	<b>69 785</b>	<b>304 065</b>	<b>784</b>	<b>453</b>	<b>157</b>	<b>88</b>	<b>59</b>	<b>18</b>	<b>8</b>	<b>—</b>	<b>1</b>	<b>—</b>	
421	Wholesale trade, durable goods . . . . .	4 627	45 530	202 483	536	305	118	64	41	5	2	—	1	—	
4211	Motor vehicle, motor vehicle pt & supply whsle . . . . .	517	4 097	17 920	55	22	15	12	6	—	—	—	—	—	
42111	Automobile & other motor vehicle whsle . . . . .	112	1 057	4 764	12	9	—	1	2	—	—	—	—	—	
421110	Automobile & other motor vehicle whsle . . . . .	112	1 057	4 764	12	9	—	1	2	—	—	—	—	—	
42112	Motor vehicle supplies & new parts whsle . . . . .	148	1 375	6 001	18	7	6	3	2	—	—	—	—	—	
421120	Motor vehicle supplies & new parts whsle . . . . .	148	1 375	6 001	18	7	6	3	2	—	—	—	—	—	
42114	Motor vehicle parts (used) whsle . . . . .	206	1 302	5 614	21	6	7	6	2	—	—	—	—	—	
421140	Motor vehicle parts (used) whsle . . . . .	206	1 302	5 614	21	6	7	6	2	—	—	—	—	—	
4212	Furniture & home furnishing whsle . . . . .	289	1 910	8 186	27	19	3	1	3	—	1	—	—	—	
42122	Home furnishing whsle . . . . .	245	1 562	6 772	16	11	1	—	3	—	1	—	—	—	
421220	Home furnishing whsle . . . . .	245	1 562	6 772	16	11	1	—	3	—	1	—	—	—	
4213	Lumber & other construction materials whsle . . . . .	332	3 792	15 498	55	37	10	3	4	1	—	—	—	—	
42131	Lumber, plywood, millwork & wood panel whsle . . . . .	203	2 727	10 967	31	20	7	2	1	1	—	—	—	—	
421310	Lumber, plywood, millwork & wood panel whsle . . . . .	203	2 727	10 967	31	20	7	2	1	1	—	—	—	—	
4214	Professional & commercial equip & supp whsle . . . . .	477	4 920	20 683	64	33	17	6	8	—	—	—	—	—	
42143	Computer & peripheral equip & software whsle . . . . .	222	2 641	11 324	23	12	5	1	5	—	—	—	—	—	
421430	Computer & peripheral equip & software whsle . . . . .	222	2 641	11 324	23	12	5	1	5	—	—	—	—	—	
42145	Medical, dental, hospital equip & supp whsle . . . . .	134	1 405	5 466	15	4	7	2	2	—	—	—	—	—	
421450	Medical, dental, hospital equip & supp whsle . . . . .	134	1 405	5 466	15	4	7	2	2	—	—	—	—	—	
4216	Electrical goods whsle . . . . .	1 341	15 618	72 779	77	38	18	15	3	1	1	—	1	—	
42161	Elec equip, wiring supp, const material whsle . . . . .	146	1 203	5 080	24	12	4	8	—	—	—	—	—	—	
421610	Elec equip, wiring supp, const material whsle . . . . .	146	1 203	5 080	24	12	4	8	—	—	—	—	—	—	
42162	Electric appliance, TV, radio set whsle . . . . .	142	685	4 954	6	1	2	1	1	—	1	—	—	—	
421620	Electric appliance, TV, radio set whsle . . . . .	142	685	4 954	6	1	2	1	1	—	1	—	—	—	
42169	Other electronic parts & equipment whsle . . . . .	1 053	13 730	62 745	47	25	12	6	2	—	1	—	1	—	
421690	Other electronic parts & equipment whsle . . . . .	1 053	13 730	62 745	47	25	12	6	2	—	1	—	1	—	
4217	Hardware, plumb & heating equip & sup whsle . . . . .	227	2 136	9 059	35	21	7	4	3	—	—	—	—	—	
42171	Hardware whsle . . . . .	112	841	4 008	18	13	1	2	2	—	—	—	—	—	
421710	Hardware whsle . . . . .	112	841	4 008	18	13	1	2	2	—	—	—	—	—	
4218	Machinery, equipment & supplies whsle . . . . .	854	8 043	33 324	131	71	32	19	9	—	—	—	—	—	
42183	Industrial machinery & equipment whsle . . . . .	281	2 551	11 151	50	29	11	7	3	—	—	—	—	—	
421830	Industrial machinery & equipment whsle . . . . .	281	2 551	11 151	50	29	11	7	3	—	—	—	—	—	
42184	Industrial supplies whsle . . . . .	195	1 869	6 214	28	13	9	4	2	—	—	—	—	—	
421840	Industrial supplies whsle . . . . .	195	1 869	6 214	28	13	9	4	2	—	—	—	—	—	
42186	Transportation equip, supplies (exc MV) whsle . . . . .	225	2 191	9 267	21	10	5	2	4	—	—	—	—	—	
421860	Transportation equip, supplies (exc MV) whsle . . . . .	225	2 191	9 267	21	10	5	2	4	—	—	—	—	—	

Note: Employment-size classes are indicated as follows: A—0 to 19; B—20 to 99; C—100 to 249; E—250 to 499; F—500 to 999; G—1,000 to 2,499; H—2,500 to 4,999; I—5,000 to 9,999; J—10,000 to 24,999; K—25,000 to 49,999; L—50,000 to 99,999; M—100,000 or more.

**Table 6. Counties—Employees, Payroll, and Establishments by Industry: 1999—Con.**

[Excludes most government employees, railroad employees, and self-employed persons. Size class 1 to 4 includes establishments with payroll, but no employees, during mid-March pay period. (D) denotes figures withheld to avoid disclosing data for individual companies; the data are included in broader industry totals. Detailed industries with 100 or more employees are shown if industry was not a (D). For explanation of terms, abbreviations, and data reliability/comparability, see introductory text]

NAICS code	Industry	Number of employees for week including March 12	Payroll (\$1,000)		Total number of establishments	Number of establishments by employment-size class																				
			First quarter	Annual		1 to 4	5 to 9	10 to 19	20 to 49	50 to 99	100 to 249	250 to 499	500 to 999	1,000 or more												
<b>SNOHOMISH—Con.</b>																										
<b>42</b>	<b>Wholesale trade—Con.</b>																									
421	Wholesale trade, durable goods—Con.																									
4219	Miscellaneous durable goods whse . . . . .	506	4 101	21 248	81	59	12	3	4	3	—	—	—	—												
421910	Sporting & recreational goods & supply whse . . . . .	195	1 878	10 916	25	17	4	1	2	1	—	—	—	—												
42192	Toy & hobby goods & supplies whse . . . . .	116	1 031	4 848	13	9	1	1	1	1	—	—	—	—												
421920	Toy & hobby goods & supplies whse . . . . .	116	1 031	4 848	13	9	1	1	1	1	—	—	—	—												
42199	Other miscellaneous durable goods whse . . . . .	132	758	3 289	24	19	2	1	1	1	—	—	—	—												
421990	Other miscellaneous durable goods whse . . . . .	132	758	3 289	24	19	2	1	1	1	—	—	—	—												
422	Wholesale trade, nondurable goods . . . . .	3 058	24 255	101 582	248	148	39	24	18	13	6	—	—	—												
4221	Paper & paper product whse . . . . .	195	1 647	6 461	16	11	2	1	1	—	1	—	—	—												
42212	Stationery & office supplies whse . . . . .	157	1 366	5 281	11	8	1	1	—	1	—	—	—	—												
422120	Stationery & office supplies whse . . . . .	157	1 366	5 281	11	8	1	1	—	1	—	—	—	—												
4222	Drugs & druggists' sundries whse . . . . .	185	1 640	7 172	11	6	3	—	1	—	1	—	—	—												
42221	Drugs & druggists' sundries whse . . . . .	185	1 640	7 172	11	6	3	—	1	—	1	—	—	—												
422210	Drugs & druggists' sundries whse . . . . .	185	1 640	7 172	11	6	3	—	1	—	1	—	—	—												
4223	Apparel, piece goods & notions whse . . . . .	282	2 248	9 480	17	12	2	1	—	1	1	—	—	—												
42232	Men's & boys' clothing & furnishings whse . . . . .	254	2 066	8 759	7	4	—	1	—	1	1	—	—	—												
422320	Men's & boys' clothing & furnishings whse . . . . .	254	2 066	8 759	7	4	—	1	—	1	1	—	—	—												
4224	Grocery & related product whse . . . . .	1 313	10 675	45 363	96	58	13	8	9	6	2	—	—	—												
42242	Packaged frozen food whse . . . . .	127	1 452	4 407	13	10	1	—	1	1	—	—	—	—												
422420	Packaged frozen food whse . . . . .	127	1 452	4 407	13	10	1	—	1	1	—	—	—	—												
42244	Poultry & poultry product whse . . . . .	(C)	(D)	(D)	1	—	—	—	—	—	1	—	—	—												
42246	Fish & seafood whse . . . . .	117	1 210	4 214	13	11	1	—	—	1	—	—	—	—												
422460	Fish & seafood whse . . . . .	117	1 210	4 214	13	11	1	—	—	1	—	—	—	—												
42249	Other grocery & related products whse . . . . .	666	5 450	25 232	31	13	5	3	6	3	1	—	—	—												
422490	Other grocery & related products whse . . . . .	666	5 450	25 232	31	13	5	3	6	3	1	—	—	—												
4226	Chemical & allied products whse . . . . .	115	1 175	4 677	20	12	3	4	1	—	—	—	—	—												
4227	Petroleum & petroleum products whse . . . . .	176	1 500	6 155	11	5	1	3	—	2	—	—	—	—												
42271	Petroleum bulk stations & terminals . . . . .	171	1 412	5 896	8	2	1	3	—	2	—	—	—	—												
422710	Petroleum bulk stations & terminals . . . . .	171	1 412	5 896	8	2	1	3	—	2	—	—	—	—												
4228	Beer, wine, distilled alcoholic beverage whse . . . . .	268	2 163	9 523	5	—	—	—	2	3	—	—	—	—												
42281	Beer & ale whse (D) . . . . .	(C)	(D)	(D)	3	—	—	—	—	3	—	—	—	—												
4229	Miscellaneous nondurable goods whse . . . . .	479	3 000	12 107	66	40	15	6	3	1	1	—	—	—												
42292	Book, periodical & newspaper whse . . . . .	187	1 026	2 395	6	3	—	1	—	1	1	—	—	—												
422920	Book, periodical & newspaper whse . . . . .	187	1 026	2 395	6	3	—	1	—	1	1	—	—	—												
<b>44-45</b>	<b>Retail trade . . . . .</b>													<b>29 079</b>	<b>148 033</b>	<b>651 413</b>	<b>2 039</b>	<b>932</b>	<b>492</b>	<b>331</b>	<b>160</b>	<b>82</b>	<b>32</b>	<b>9</b>	<b>—</b>	<b>1</b>
441	Motor vehicle & parts dealers . . . . .	4 453	35 768	159 906	256	78	69	55	28	18	8	—	—	—												
4411	Automobile dealers . . . . .	2 651	24 797	111 847	87	30	14	10	11	15	7	—	—	—												
44111	New car dealers . . . . .	2 296	22 137	99 894	39	4	1	3	10	14	7	—	—	—												
441110	New car dealers . . . . .	2 296	22 137	99 894	39	4	1	3	10	14	7	—	—	—												
44112	Used car dealers . . . . .	355	2 660	11 953	48	26	13	7	1	1	—	—	—	—												
441120	Used car dealers . . . . .	355	2 660	11 953	48	26	13	7	1	1	—	—	—	—												
4412	Other motor vehicle dealers . . . . .	576	3 612	19 377	41	14	10	10	4	2	1	—	—	—												
44121	Recreational vehicle dealers . . . . .	275	1 849	9 663	12	2	4	3	1	1	—	—	—	—												
441210	Recreational vehicle dealers . . . . .	275	1 849	9 663	12	2	4	3	1	1	—	—	—	—												
44122	Motorcycle & boat & other MV dealers . . . . .	301	1 763	9 714	29	12	6	7	3	1	—	—	—	—												
441222	Boat dealers . . . . .	125	735	3 511	17	7	3	7	—	—	—	—	—	—												
4413	Automotive parts, accessories & tire stores . . . . .	1 226	7 359	28 682	128	34	45	35	13	1	—	—	—	—												
44131	Automotive parts, accessories & tire stores . . . . .	869	4 162	17 577	96	27	36	25	7	1	—	—	—	—												
441310	Automotive parts, accessories & tire stores . . . . .	869	4 162	17 577	96	27	36	25	7	1	—	—	—	—												
44132	Tire dealers . . . . .	357	3 197	11 105	32	7	9	10	6	—	—	—	—	—												
441320	Tire dealers . . . . .	357	3 197	11 105	32	7	9	10	6	—	—	—	—	—												
442	Furniture & home furnishing stores . . . . .	1 103	6 313	28 405	144	72	40	21	9	2	—	—	—	—												
4421	Furniture stores . . . . .	531	3 166	13 842	73	38	19	10	6	—	—	—	—	—												
44211	Furniture stores . . . . .	531	3 166	13 842	73	38	19	10	6	—	—	—	—	—												
442110	Furniture stores . . . . .	531	3 166	13 842	73	38	19	10	6	—	—	—	—	—												
4422	Home furnishings stores . . . . .	572	3 147	14 563	71	34	21	11	3	2	—	—	—	—												
44221	Floor covering stores . . . . .	246	1 815	8 310	34	17	10	5	1	1	—	—	—	—												
442210	Floor covering stores . . . . .	246	1 815	8 310	34	17	10	5	1	1	—	—	—	—												
44229	Other home furnishings stores . . . . .	326	1 332	6 253	37	17	11	6	2	1	—	—	—	—												
442299	All other home furnishings stores . . . . .	290	1 155	5 325	30	11	11	5	2	1	—	—	—	—												
443	Electronics & appliance stores . . . . .	763	4 342	18 698	92	52	24	7	6	3	—	—	—	—												
4431	Electronics & appliance stores . . . . .	763	4 342	18 698	92	52	24	7	6	3	—	—	—	—												
44311	Appliance, TV & all other electronics stores . . . . .	490	2 766	11 579	53	28	14	5	4	2	—	—	—	—												
443111	Household appliance stores . . . . .	146	880	4 357	22	13	4	4	1	—	—	—	—	—												
443112	Radio, television & other electronics stores . . . . .	344	1 886	7 222	31	15	10	1	3	2	—	—	—	—												
44312	Computer & software stores . . . . .	238	1 410	6 349	32	21	7	1	2	1	—	—	—	—												
443120	Computer & software stores . . . . .	238	1 410	6 349	32	21	7	1	2	1	—	—	—	—												
444	Bldg material & garden equip & supp dealers . . . . .	2 927	19 446	86 655	180	63	52	35	16	9	5	—	—	—												
4441	Building material & supplies dealers . . . . .	2 378	16 340	71 472	139	43	41	29	14	8	4	—	—	—												
44411	Home centers . . . . .	660	3 261	14 953	7	1	1	—	1	1	3	—	—	—												
444110	Home centers . . . . .	660	3 261	14 953	7	1	1	—	1	1	3	—	—	—												
44413	Hardware stores . . . . .	166	608	2 633	17	5	4	6	2	—	—	—	—	—												
444130	Hardware stores . . . . .	166	608	2 633	17	5	4	6	2	—	—	—	—	—												
44419	Other building material dealers . . . . .	1 479	11 909	51 789	100	29	29	23	11	7	1	—	—	—												
444190	Other building material dealers . . . . .	1 479	11 909	51 789	100	29	29	23	11	7	1	—	—	—												
4442	Lawn & garden equip & supplies stores . . . . .	549	3 106	15 183	41	20	11	6	2	1	1	—	—	—												
44422	Nursery & garden centers . . . . .	494	2 827	14 207	31	15	7	5	2	1	1	—	—	—												
444220	Nursery & garden centers . . . . .	494	2 827	14 207	31	15	7	5	2	1	1	—	—	—												

Note: Employment-size classes are indicated as follows: A—0 to 19; B—20 to 99; C—100 to 249; E—250 to 499; F—500 to 999; G—1,000 to 2,499; H—2,500 to 4,999; I—5,000 to 9,999; J—10,000 to 24,999; K—25,000 to 49,999; L—50,000 to 99,999; M—100,000 or more.

**Table 6. Counties—Employees, Payroll, and Establishments by Industry: 1999—Con.**

[Excludes most government employees, railroad employees, and self-employed persons. Size class 1 to 4 includes establishments with payroll, but no employees, during mid-March pay period. (D) denotes figures withheld to avoid disclosing data for individual companies; the data are included in broader industry totals. Detailed industries with 100 or more employees are shown if industry was not a (D). For explanation of terms, abbreviations, and data reliability/comparability, see introductory text]

NAICS code	Industry	Number of employees for week including March 12	Payroll (\$1,000)		Total number of establishments	Number of establishments by employment-size class									
			First quarter	Annual		1 to 4	5 to 9	10 to 19	20 to 49	50 to 99	100 to 249	250 to 499	500 to 999	1,000 or more	
<b>SNOHOMISH—Con.</b>															
<b>44-45 Retail trade—Con.</b>															
445	Food & beverage stores .....	5 403	25 811	108 293	268	143	44	21	15	36	9	—	—	—	
4451	Grocery stores .....	5 120	24 805	104 168	205	101	29	17	13	36	9	—	—	—	
44511	Grocery (except convenience) stores .....	4 802	24 040	100 916	132	47	20	10	10	36	9	—	—	—	
445110	Grocery (except convenience) stores .....	4 802	24 040	100 916	132	47	20	10	10	36	9	—	—	—	
44512	Convenience stores .....	318	765	3 252	73	54	9	7	3	—	—	—	—	—	
445120	Convenience stores .....	318	765	3 252	73	54	9	7	3	—	—	—	—	—	
4452	Specialty food stores .....	196	549	2 343	39	25	8	4	2	—	—	—	—	—	
44529	Other specialty food stores .....	155	355	1 457	24	12	7	3	2	—	—	—	—	—	
445299	All other specialty food stores .....	113	226	960	16	9	3	2	2	—	—	—	—	—	
446	Health & personal care stores .....	1 333	6 545	28 302	137	59	29	27	21	1	—	—	—	—	
4461	Health & personal care stores .....	1 333	6 545	28 302	137	59	29	27	21	1	—	—	—	—	
44611	Pharmacies & drug stores .....	933	4 844	21 034	52	6	9	15	21	1	—	—	—	—	
446110	Pharmacies & drug stores .....	933	4 844	21 034	52	6	9	15	21	1	—	—	—	—	
44613	Optical goods stores .....	154	845	3 467	34	23	7	4	—	—	—	—	—	—	
446130	Optical goods stores .....	154	845	3 467	34	23	7	4	—	—	—	—	—	—	
44619	Other health & personal care stores .....	163	650	2 965	35	19	12	4	—	—	—	—	—	—	
447	Gasoline stations .....	1 588	5 144	22 300	186	66	64	44	11	1	—	—	—	—	
4471	Gasoline stations .....	1 588	5 144	22 300	186	66	64	44	11	1	—	—	—	—	
44711	Gasoline stations with convenience stores .....	1 273	4 057	16 997	135	38	49	39	8	1	—	—	—	—	
447110	Gasoline stations with convenience stores .....	1 273	4 057	16 997	135	38	49	39	8	1	—	—	—	—	
44719	Other gasoline stations .....	315	1 087	5 303	51	28	15	5	3	—	—	—	—	—	
447190	Other gasoline stations .....	315	1 087	5 303	51	28	15	5	3	—	—	—	—	—	
448	Clothing & clothing accessories stores .....	2 107	7 109	30 870	186	76	58	32	14	4	1	—	—	—	
4481	Clothing stores .....	1 694	5 194	23 316	111	44	25	23	13	4	1	—	—	—	
44812	Women's clothing stores .....	269	670	2 661	43	21	11	10	1	—	—	—	—	—	
448120	Women's clothing stores .....	269	670	2 661	43	21	11	10	1	—	—	—	—	—	
44814	Family clothing stores .....	1 080	3 757	16 931	28	6	5	3	8	4	1	—	—	—	
448140	Family clothing stores .....	1 080	3 757	16 931	28	6	5	3	8	4	1	—	—	—	
44819	Other clothing stores .....	172	296	1 576	18	9	3	3	3	—	—	—	—	—	
448190	Other clothing stores .....	172	296	1 576	18	9	3	3	3	—	—	—	—	—	
4482	Shoe stores .....	198	653	2 715	35	12	19	4	—	—	—	—	—	—	
44821	Shoe stores .....	198	653	2 715	35	12	19	4	—	—	—	—	—	—	
448210	Shoe stores .....	198	653	2 715	35	12	19	4	—	—	—	—	—	—	
4483	Jewelry, luggage & leather goods stores .....	215	1 262	4 839	40	20	14	5	1	—	—	—	—	—	
44831	Jewelry stores .....	205	1 222	4 691	36	17	13	5	1	—	—	—	—	—	
448310	Jewelry stores .....	205	1 222	4 691	36	17	13	5	1	—	—	—	—	—	
451	Sporting goods, hobby, book & music stores .....	1 637	5 033	22 344	185	96	41	29	14	4	1	—	—	—	
4511	Sporting goods, hobby, musical instrument stores .....	1 352	4 392	19 756	139	71	30	21	13	3	1	—	—	—	
45111	Sporting goods stores .....	567	2 131	9 205	70	35	17	12	5	1	—	—	—	—	
451110	Sporting goods stores .....	567	2 131	9 205	70	35	17	12	5	1	—	—	—	—	
45112	Hobby, toy & game stores .....	537	1 448	6 907	40	22	9	2	4	2	1	—	—	—	
451120	Hobby, toy & game stores .....	537	1 448	6 907	40	22	9	2	4	2	1	—	—	—	
45113	Sewing, needlework & piece goods stores .....	163	393	1 673	17	7	2	5	3	—	—	—	—	—	
451130	Sewing, needlework & piece goods stores .....	163	393	1 673	17	7	2	5	3	—	—	—	—	—	
4512	Book, periodical & music stores .....	285	641	2 588	46	25	11	8	1	—	—	—	—	—	
45121	Book stores & news dealers .....	161	356	1 466	28	18	5	4	—	—	—	—	—	—	
45122	Prerecorded tape, CD & record stores .....	124	285	1 122	18	7	6	4	1	—	—	—	—	—	
451220	Prerecorded tape, CD & record stores .....	124	285	1 122	18	7	6	4	1	—	—	—	—	—	
452	General merchandise stores .....	4 322	17 053	78 509	42	11	5	4	2	4	8	8	—	—	
4521	Department stores .....	2 153	7 597	35 267	13	1	—	—	—	3	7	2	—	—	
45211	Department stores .....	2 153	7 597	35 267	13	1	—	—	—	3	7	2	—	—	
452110	Department stores .....	2 153	7 597	35 267	13	1	—	—	—	3	7	2	—	—	
4529	Other general merchandise stores .....	2 169	9 456	43 242	29	10	5	4	2	1	1	6	—	—	
45291	Warehouse clubs & superstores .....	(G)	(D)	(D)	7	—	—	—	—	—	1	6	—	—	
45299	All other general merchandise stores .....	(C)	(D)	(D)	22	10	5	4	2	1	—	—	—	—	
453	Miscellaneous store retailers .....	1 737	5 763	24 792	283	161	60	44	18	—	—	—	—	—	
4531	Florists .....	210	681	2 644	35	20	7	6	2	—	—	—	—	—	
45311	Florists .....	210	681	2 644	35	20	7	6	2	—	—	—	—	—	
453110	Florists .....	210	681	2 644	35	20	7	6	2	—	—	—	—	—	
4532	Office supplies, stationery & gift stores .....	599	1 996	8 819	99	56	21	16	6	—	—	—	—	—	
45321	Office supplies & stationery stores .....	209	868	4 041	21	9	4	4	4	—	—	—	—	—	
453210	Office supplies & stationery stores .....	209	868	4 041	21	9	4	4	4	—	—	—	—	—	
45322	Gift, novelty & souvenir stores .....	390	1 128	4 778	78	47	17	12	2	—	—	—	—	—	
453220	Gift, novelty & souvenir stores .....	390	1 128	4 778	78	47	17	12	2	—	—	—	—	—	
4533	Used merchandise stores .....	357	985	4 433	51	29	8	8	6	—	—	—	—	—	
45331	Used merchandise stores .....	357	985	4 433	51	29	8	8	6	—	—	—	—	—	
453310	Used merchandise stores .....	357	985	4 433	51	29	8	8	6	—	—	—	—	—	
4539	Other miscellaneous store retailers .....	571	2 101	8 896	98	56	24	14	4	—	—	—	—	—	
45391	Pet & pet supplies stores .....	203	645	2 853	26	14	5	5	2	—	—	—	—	—	
453910	Pet & pet supplies stores .....	203	645	2 853	26	14	5	5	2	—	—	—	—	—	
45399	All other miscellaneous store retailers .....	298	1 039	4 092	57	35	14	6	2	—	—	—	—	—	
453998	All other misc store retailers (exc tobacco) .....	255	914	3 619	45	26	13	4	2	—	—	—	—	—	
454	Nonstore retailers .....	1 706	9 706	42 339	80	55	6	12	6	—	—	—	—	1	
4541	Electronic shopping & mail-order houses .....	1 387	7 424	32 505	22	15	—	3	3	—	—	—	—	1	
45411	Electronic shopping & mail-order houses .....	1 387	7 424	32 505	22	15	—	3	3	—	—	—	—	1	
454110	Electronic shopping & mail-order houses .....	1 387	7 424	32 505	22	15	—	3	3	—	—	—	—	1	
4543	Direct selling establishments .....	245	1 678	7 311	47	33	4	8	2	—	—	—	—	—	
45431	Fuel dealers .....	111	736	3 057	9	2	1	6	—	—	—	—	—	—	
45439	Other direct selling establishments .....	134	942	4 254	38	31	3	2	2	—	—	—	—	—	
454390	Other direct selling establishments .....	134	942	4 254	38	31	3	2	2	—	—	—	—	—	

Note: Employment-size classes are indicated as follows: A—0 to 19; B—20 to 99; C—100 to 249; E—250 to 499; F—500 to 999; G—1,000 to 2,499; H—2,500 to 4,999; I—5,000 to 9,999; J—10,000 to 24,999; K—25,000 to 49,999; L—50,000 to 99,999; M—100,000 or more.

**Table 6. Counties—Employees, Payroll, and Establishments by Industry: 1999—Con.**

[Excludes most government employees, railroad employees, and self-employed persons. Size class 1 to 4 includes establishments with payroll, but no employees, during mid-March pay period. (D) denotes figures withheld to avoid disclosing data for individual companies; the data are included in broader industry totals. Detailed industries with 100 or more employees are shown if industry was not a (D). For explanation of terms, abbreviations, and data reliability/comparability, see introductory text]

NAICS code	Industry	Number of employees for week including March 12	Payroll (\$1,000)		Total number of establishments	Number of establishments by employment-size class									
			First quarter	Annual		1 to 4	5 to 9	10 to 19	20 to 49	50 to 99	100 to 249	250 to 499	500 to 999	1,000 or more	
<b>SNOHOMISH—Con.</b>															
<b>48-49</b>	<b>Transportation &amp; warehousing</b>	<b>5 020</b>	<b>38 274</b>	<b>172 531</b>	<b>267</b>	<b>166</b>	<b>46</b>	<b>29</b>	<b>18</b>	<b>3</b>	<b>4</b>			<b>1</b>	
483	Water transportation	(C)	(D)	(D)	4	2	1	—	—	1	—	—	—	—	
4831	Deep sea, coastal & Great Lakes water trans . . .	(C)	(D)	(D)	3	1	1	—	—	1	—	—	—	—	
48311	Deep sea, coastal & Great Lakes water trans . . .	(C)	(D)	(D)	3	1	1	—	—	1	—	—	—	—	
484	Truck transportation	971	6 558	30 359	141	94	20	12	13	2	—	—	—	—	
4841	General freight trucking	378	2 844	13 260	54	37	6	5	5	1	—	—	—	—	
48411	General freight trucking, local	142	1 075	5 160	27	18	5	2	2	—	—	—	—	—	
484110	General freight trucking, local	142	1 075	5 160	27	18	5	2	2	—	—	—	—	—	
48412	General freight trucking, long-distance	236	1 769	8 100	27	19	1	3	3	1	—	—	—	—	
484121	General freight trucking, long-distance, TL	149	1 009	4 522	22	17	1	2	1	1	—	—	—	—	
4842	Specialized freight trucking	593	3 714	17 099	87	57	14	7	8	1	—	—	—	—	
48421	Used household & office goods moving	230	1 149	5 172	17	5	5	5	1	1	—	—	—	—	
484210	Used household & office goods moving	230	1 149	5 172	17	5	5	5	1	1	—	—	—	—	
48422	Specialized freight (exc used) trucking, local	219	1 534	7 090	52	40	7	1	4	—	—	—	—	—	
484220	Specialized freight (exc used) trucking, local	219	1 534	7 090	52	40	7	1	4	—	—	—	—	—	
48423	Specialized freight (exc used) trucking, LDist	144	1 031	4 837	18	12	2	1	3	—	—	—	—	—	
484230	Specialized freight (exc used) trucking, LDist	144	1 031	4 837	18	12	2	1	3	—	—	—	—	—	
485	Transit & ground passenger transportation	178	811	3 450	9	3	2	3	—	—	1	—	—	—	
4854	School & employee bus transportation	(C)	(D)	(D)	2	—	1	—	—	—	1	—	—	—	
48541	School & employee bus transportation	(C)	(D)	(D)	2	—	1	—	—	—	1	—	—	—	
487	Scenic & sightseeing transportation	(C)	(D)	(D)	4	3	—	—	—	—	1	—	—	—	
4871	Scenic & sightseeing transportation, land	(C)	(D)	(D)	1	—	—	—	—	—	1	—	—	—	
48711	Scenic & sightseeing transportation, land	(C)	(D)	(D)	1	—	—	—	—	—	1	—	—	—	
488	Transportation support activities	3 133	26 156	115 381	78	48	19	6	4	—	—	—	—	1	
4881	Air transportation support activities	(H)	(D)	(D)	11	3	5	2	—	—	—	—	—	1	
48819	Other air transportation support activities	(H)	(D)	(D)	10	3	4	2	—	—	—	—	—	1	
4884	Road transportation support activities	(C)	(D)	(D)	25	12	10	3	—	—	—	—	—	—	
48841	Motor vehicle towing	(C)	(D)	(D)	22	9	10	3	—	—	—	—	—	—	
4885	Freight transportation arrangement	139	1 163	3 650	22	17	1	1	3	—	—	—	—	—	
48851	Freight transportation arrangement	139	1 163	3 650	22	17	1	1	3	—	—	—	—	—	
488510	Freight transportation arrangement	139	1 163	3 650	22	17	1	1	3	—	—	—	—	—	
492	Couriers & messengers	249	1 856	8 367	12	4	2	4	1	—	1	—	—	—	
4921	Couriers	206	1 631	7 334	7	3	1	1	1	—	1	—	—	—	
49211	Couriers	206	1 631	7 334	7	3	1	1	1	—	1	—	—	—	
492110	Couriers	206	1 631	7 334	7	3	1	1	1	—	1	—	—	—	
493	Warehousing & storage	159	675	2 396	8	5	—	2	—	—	1	—	—	—	
4931	Warehousing & storage	159	675	2 396	8	5	—	2	—	—	1	—	—	—	
49312	Refrigerated warehousing & storage	(C)	(D)	(D)	2	1	—	—	—	—	1	—	—	—	
<b>51</b>	<b>Information</b>	<b>5 082</b>	<b>49 558</b>	<b>218 211</b>	<b>191</b>	<b>106</b>	<b>29</b>	<b>19</b>	<b>21</b>	<b>7</b>	<b>5</b>	<b>2</b>	<b>2</b>	<b>—</b>	
511	Publishing industries	1 159	10 323	41 658	63	28	15	10	7	1	1	1	—	—	
5111	Newspaper, periodical, book, database publishers	879	5 624	23 836	35	13	9	7	4	—	1	1	—	—	
51111	Newspaper publishers	547	3 864	15 719	12	3	3	2	3	—	—	1	—	—	
511110	Newspaper publishers	547	3 864	15 719	12	3	3	2	3	—	—	1	—	—	
51112	Periodical publishers	230	1 212	5 800	10	4	2	3	—	—	1	—	—	—	
511120	Periodical publishers	230	1 212	5 800	10	4	2	3	—	—	1	—	—	—	
5112	Software publishers	280	4 699	17 822	28	15	6	3	3	1	—	—	—	—	
51121	Software publishers	280	4 699	17 822	28	15	6	3	3	1	—	—	—	—	
511210	Software publishers	280	4 699	17 822	28	15	6	3	3	1	—	—	—	—	
512	Motion picture & sound recording industries	415	1 350	3 859	29	16	3	2	7	1	—	—	—	—	
5121	Motion picture & video industries	402	1 267	3 497	24	12	2	2	7	1	—	—	—	—	
51213	Motion picture & video exhibition	366	711	2 614	15	5	2	1	6	1	—	—	—	—	
513	Broadcasting & telecommunications	3 393	37 269	167 598	73	40	11	5	5	5	4	1	2	—	
5132	Cable networks & program distribution	(E)	(D)	(D)	7	3	1	—	1	—	2	—	—	—	
51322	Cable & other program distribution	(E)	(D)	(D)	7	3	1	—	1	—	2	—	—	—	
5133	Telecommunications	(H)	(D)	(D)	62	34	10	4	4	5	2	1	2	—	
51331	Wired telecommunications carriers	(G)	(D)	(D)	47	25	7	4	4	4	2	—	1	—	
51332	Wireless telecom carriers (exc satellite)	(F)	(D)	(D)	9	6	1	—	—	—	—	1	1	—	
514	Information & data processing services	115	616	5 096	26	22	—	2	2	—	—	—	—	—	
<b>52</b>	<b>Finance &amp; insurance</b>	<b>8 281</b>	<b>82 717</b>	<b>345 215</b>	<b>808</b>	<b>482</b>	<b>164</b>	<b>100</b>	<b>36</b>	<b>19</b>	<b>5</b>	<b>1</b>	<b>—</b>	<b>1</b>	
522	Credit intermediation & related activities	4 170	37 643	157 505	364	129	114	84	23	12	1	1	—	—	
5221	Depository credit intermediation	2 727	21 607	94 952	205	50	72	59	16	7	—	1	—	—	
52211	Commercial banking	1 342	10 907	46 954	113	19	41	40	11	2	—	—	—	—	
522110	Commercial banking	1 342	10 907	46 954	113	19	41	40	11	2	—	—	—	—	
52212	Savings institutions	1 052	8 440	38 545	68	20	25	18	1	3	—	1	—	—	
522120	Savings institutions	1 052	8 440	38 545	68	20	25	18	1	3	—	1	—	—	
52213	Credit unions	333	2 260	9 453	24	11	6	1	4	2	—	—	—	—	
522130	Credit unions	333	2 260	9 453	24	11	6	1	4	2	—	—	—	—	
5222	Nondepository credit intermediation	1 045	12 868	51 378	109	48	36	17	3	4	1	—	—	—	
52222	Sales financing	124	1 350	6 995	17	9	5	2	—	1	—	—	—	—	
522220	Sales financing	124	1 350	6 995	17	9	5	2	—	1	—	—	—	—	
52229	Other nondepository credit intermediation	921	11 518	44 383	92	39	31	15	3	3	1	—	—	—	
522292	Real estate credit	796	10 750	41 423	60	20	21	12	3	3	1	—	—	—	
5223	Activities related to credit intermediation	398	3 168	11 175	50	31	6	8	4	1	—	—	—	—	
52231	Mortgage & nonmortgage brokers	306	2 430	8 383	34	22	2	6	3	1	—	—	—	—	
522310	Mortgage & nonmortgage brokers	306	2 430	8 383	34	22	2	6	3	1	—	—	—	—	

Note: Employment-size classes are indicated as follows: A—0 to 19; B—20 to 99; C—100 to 249; E—250 to 499; F—500 to 999; G—1,000 to 2,499; H—2,500 to 4,999; I—5,000 to 9,999; J—10,000 to 24,999; K—25,000 to 49,999; L—50,000 to 99,999; M—100,000 or more.

**Table 6. Counties—Employees, Payroll, and Establishments by Industry: 1999—Con.**

[Excludes most government employees, railroad employees, and self-employed persons. Size class 1 to 4 includes establishments with payroll, but no employees, during mid-March pay period. (D) denotes figures withheld to avoid disclosing data for individual companies; the data are included in broader industry totals. Detailed industries with 100 or more employees are shown if industry was not a (D). For explanation of terms, abbreviations, and data reliability/comparability, see introductory text]

NAICS code	Industry	Number of employees for week including March 12	Payroll (\$1,000)		Total number of establishments	Number of establishments by employment-size class									
			First quarter	Annual		1 to 4	5 to 9	10 to 19	20 to 49	50 to 99	100 to 249	250 to 499	500 to 999	1,000 or more	
<b>SNOHOMISH—Con.</b>															
<b>52 Finance &amp; insurance—Con.</b>															
523	Security, commodity contracts & like activity . . . . .	(E)	(D)	(D)	109	92	8	4	5	—	—	—	—	—	
5231	Scrtcy & comdty contracts intermed & brokerage . . . . .	288	5 672	22 397	61	51	3	2	5	—	—	—	—	—	
52312	Securities brokerage . . . . .	225	4 434	16 770	53	46	2	2	3	—	—	—	—	—	
523120	Securities brokerage . . . . .	225	4 434	16 770	53	46	2	2	3	—	—	—	—	—	
5239	Other financial investment activities . . . . .	(C)	(D)	(D)	48	41	5	2	—	—	—	—	—	—	
524	Insurance carriers & related activities . . . . .	3 712	38 476	157 625	334	260	42	12	8	7	4	—	—	1	
5241	Insurance carriers . . . . .	2 623	30 210	123 107	87	63	8	3	5	4	3	—	—	1	
52411	Direct life, health, medical insurance carriers . . . . .	1 918	22 926	92 576	20	9	4	2	1	1	—	—	—	1	
52412	Other direct insurance carriers . . . . .	705	7 284	30 531	67	54	4	1	3	3	2	—	—	—	
524126	Direct property & casualty insurance carriers . . . . .	584	5 861	25 710	61	51	3	1	2	2	2	—	—	—	
524127	Direct title insurance carriers . . . . .	121	1 423	4 821	6	3	1	—	1	1	—	—	—	—	
5242	Agencies & other insurance related activities . . . . .	1 089	8 266	34 518	247	197	34	9	3	3	1	—	—	—	
52421	Insurance agencies & brokerages . . . . .	895	6 713	27 717	227	185	30	7	3	1	1	—	—	—	
524210	Insurance agencies & brokerages . . . . .	895	6 713	27 717	227	185	30	7	3	1	1	—	—	—	
52429	Other insurance related activities . . . . .	194	1 553	6 801	20	12	4	2	—	2	—	—	—	—	
<b>53</b>	<b>Real estate &amp; rental &amp; leasing . . . . .</b>	<b>3 506</b>	<b>18 610</b>	<b>83 467</b>	<b>697</b>	<b>494</b>	<b>129</b>	<b>56</b>	<b>13</b>	<b>3</b>	<b>1</b>	<b>1</b>	<b>—</b>	<b>—</b>	
531	Real estate . . . . .	2 524	14 058	59 914	567	435	91	30	8	1	1	1	—	—	
5311	Lessors of real estate . . . . .	1 159	6 066	24 272	263	214	36	8	4	—	—	1	—	—	
53111	Lessors of residential buildings & dwellings . . . . .	439	1 650	7 350	149	123	18	5	3	—	—	—	—	—	
531110	Lessors of residential buildings & dwellings . . . . .	439	1 650	7 350	149	123	18	5	3	—	—	—	—	—	
53112	Lessors of nonres bldg (exc miniwarehouses) . . . . .	166	915	3 911	40	30	8	1	1	—	—	—	—	—	
531120	Lessors of nonres bldg (exc miniwarehouses) . . . . .	166	915	3 911	40	30	8	1	1	—	—	—	—	—	
53113	Lessors of miniwarehouses & self storage units . . . . .	122	447	1 897	42	36	5	1	—	—	—	—	—	—	
531130	Lessors of miniwarehouses & self storage units . . . . .	122	447	1 897	42	36	5	1	—	—	—	—	—	—	
53119	Lessors of other real estate property . . . . .	432	3 054	11 114	32	25	5	1	—	—	—	1	—	—	
531190	Lessors of other real estate property . . . . .	432	3 054	11 114	32	25	5	1	—	—	—	1	—	—	
5312	Offices of real estate agents & brokers . . . . .	495	2 774	12 822	147	116	20	8	3	—	—	—	—	—	
53121	Offices of real estate agents & brokers . . . . .	495	2 774	12 822	147	116	20	8	3	—	—	—	—	—	
531210	Offices of real estate agents & brokers . . . . .	495	2 774	12 822	147	116	20	8	3	—	—	—	—	—	
5313	Activities related to real estate . . . . .	870	5 218	22 820	157	105	35	14	1	1	1	—	—	—	
53131	Real estate property managers . . . . .	472	2 191	9 079	69	41	19	7	1	—	—	1	—	—	
531311	Residential property managers . . . . .	395	1 712	7 162	52	28	17	6	—	—	—	1	—	—	
53132	Offices of real estate appraisers . . . . .	125	1 019	4 360	34	23	8	3	—	—	—	—	—	—	
531320	Offices of real estate appraisers . . . . .	125	1 019	4 360	34	23	8	3	—	—	—	—	—	—	
53139	Other activities related to real estate . . . . .	273	2 008	9 381	54	41	8	4	—	—	—	1	—	—	
531390	Other activities related to real estate . . . . .	273	2 008	9 381	54	41	8	4	—	—	—	1	—	—	
532	Rental & leasing services . . . . .	(F)	(D)	(D)	129	58	38	26	5	2	—	—	—	—	
5322	Consumer goods rental . . . . .	539	1 643	7 684	71	33	24	11	1	2	—	—	—	—	
53223	Video tape & disc rental . . . . .	246	531	2 305	50	28	15	6	1	—	—	—	—	—	
532230	Video tape & disc rental . . . . .	246	531	2 305	50	28	15	6	1	—	—	—	—	—	
53229	Other consumer goods rental . . . . .	205	738	3 710	7	—	3	2	—	2	—	—	—	—	
5323	General rental centers . . . . .	162	863	4 187	20	6	8	5	1	—	—	—	—	—	
53231	General rental centers . . . . .	162	863	4 187	20	6	8	5	1	—	—	—	—	—	
532310	General rental centers . . . . .	162	863	4 187	20	6	8	5	1	—	—	—	—	—	
5324	Commercial, industrial equip rental & leasing . . . . .	213	1 739	10 189	25	12	2	8	3	—	—	—	—	—	
53241	Const, trans, mining equip rental & leasing . . . . .	(C)	(D)	(D)	13	6	1	4	2	—	—	—	—	—	
<b>54</b>	<b>Professional, scientific &amp; technical services . . . . .</b>	<b>7 322</b>	<b>66 673</b>	<b>314 287</b>	<b>1 209</b>	<b>872</b>	<b>180</b>	<b>90</b>	<b>40</b>	<b>19</b>	<b>7</b>	<b>1</b>	<b>—</b>	<b>—</b>	
541	Professional, scientific & technical services . . . . .	7 322	66 673	314 287	1 209	872	180	90	40	19	7	1	—	—	
5411	Legal services . . . . .	741	5 819	27 082	226	177	37	9	3	—	—	—	—	—	
54111	Offices of lawyers . . . . .	717	5 534	26 025	217	171	34	9	3	—	—	—	—	—	
541110	Offices of lawyers . . . . .	717	5 534	26 025	217	171	34	9	3	—	—	—	—	—	
5412	Accounting, tax prep, bookkeep, payroll services . . . . .	868	6 650	30 530	220	162	42	12	1	3	—	—	—	—	
54121	Accounting, tax prep, bookkeep, payroll services . . . . .	868	6 650	30 530	220	162	42	12	1	3	—	—	—	—	
541211	Offices of certified public accountants . . . . .	524	3 672	16 234	110	71	28	8	1	2	—	—	—	—	
541219	Other accounting services . . . . .	161	639	2 873	78	71	7	—	—	—	—	—	—	—	
5413	Architectural, engineering & related services . . . . .	1 994	21 244	93 893	242	162	32	23	16	8	1	—	—	—	
54131	Architectural services . . . . .	165	1 440	7 095	37	27	5	3	2	—	—	—	—	—	
541310	Architectural services . . . . .	165	1 440	7 095	37	27	5	3	2	—	—	—	—	—	
54133	Engineering services . . . . .	1 473	17 068	74 283	130	80	16	15	11	7	1	—	—	—	
541330	Engineering services . . . . .	1 473	17 068	74 283	130	80	16	15	11	7	1	—	—	—	
54137	Surveying, mapping (exc geophysical) services . . . . .	134	1 160	5 089	24	16	4	2	2	—	—	—	—	—	
541370	Surveying, mapping (exc geophysical) services . . . . .	134	1 160	5 089	24	16	4	2	2	—	—	—	—	—	
5414	Specialized design services . . . . .	152	1 238	5 569	28	21	2	4	—	1	—	—	—	—	
5415	Computer systems design & related services . . . . .	790	7 882	34 802	153	120	20	9	1	1	2	—	—	—	
54151	Computer systems design & related services . . . . .	790	7 882	34 802	153	120	20	9	1	1	2	—	—	—	
541511	Custom computer programming services . . . . .	526	5 280	23 092	62	48	8	2	1	1	2	—	—	—	
541512	Computer systems design services . . . . .	214	2 005	9 078	60	44	10	6	—	—	—	—	—	—	
5416	Management, sci & tech consulting services . . . . .	604	5 193	24 830	149	121	14	8	4	1	1	—	—	—	
54161	Management consulting services . . . . .	425	3 333	16 154	104	88	8	3	3	1	1	—	—	—	
541611	Admin & gen management consulting services . . . . .	122	948	4 478	42	35	4	1	2	—	—	—	—	—	
541612	Human res & exec search consulting services . . . . .	128	1 543	7 683	30	25	3	1	—	1	—	—	—	—	
541613	Marketing consulting services . . . . .	135	542	2 432	20	18	—	—	—	—	1	—	—	—	

Note: Employment-size classes are indicated as follows: A—0 to 19; B—20 to 99; C—100 to 249; E—250 to 499; F—500 to 999; G—1,000 to 2,499; H—2,500 to 4,999; I—5,000 to 9,999; J—10,000 to 24,999; K—25,000 to 49,999; L—50,000 to 99,999; M—100,000 or more.

**Table 6. Counties—Employees, Payroll, and Establishments by Industry: 1999—Con.**

[Excludes most government employees, railroad employees, and self-employed persons. Size class 1 to 4 includes establishments with payroll, but no employees, during mid-March pay period. (D) denotes figures withheld to avoid disclosing data for individual companies; the data are included in broader industry totals. Detailed industries with 100 or more employees are shown if industry was not a (D). For explanation of terms, abbreviations, and data reliability/comparability, see introductory text]

NAICS code	Industry	Number of employees for week including March 12	Payroll (\$1,000)		Total number of establishments	Number of establishments by employment-size class									
			First quarter	Annual		1 to 4	5 to 9	10 to 19	20 to 49	50 to 99	100 to 249	250 to 499	500 to 999	1,000 or more	
<b>SNOHOMISH—Con.</b>															
<b>54</b>	<b>Professional, scientific &amp; technical services—Con.</b>														
541	Professional, scientific & technical services—Con.														
5416	Management, sci & tech consulting services—Con.														
54162	Environmental consulting services	117	1 166	5 431	17	9	3	4	1	—	—	—	—	—	
541620	Environmental consulting services	117	1 166	5 431	17	9	3	4	1	—	—	—	—	—	
5417	Scientific R&D services	691	10 991	63 804	24	12	—	5	4	2	—	1	—	—	
54171	R&D in physical, engineering & life sciences	(F)	(D)	(D)	23	12	—	5	3	2	—	1	—	—	
5418	Advertising & related services	398	3 046	13 612	52	41	4	4	1	—	2	—	—	—	
54185	Display advertising	(C)	(D)	(D)	1	—	—	—	—	—	1	—	—	—	
54189	Other services related to advertising	169	1 790	7 459	16	10	2	2	1	—	1	—	—	—	
541890	Other services related to advertising	169	1 790	7 459	16	10	2	2	1	—	1	—	—	—	
5419	Oth professional, scientific, technical services	1 084	4 610	20 165	115	56	29	16	10	3	1	—	—	—	
54191	Marketing research & public opinion polling	(C)	(D)	(D)	4	—	1	—	2	1	—	—	—	—	
54192	Photographic services	149	626	2 732	30	18	6	5	1	—	—	—	—	—	
541921	Photography studios, portrait	114	341	1 681	24	14	6	4	—	—	—	—	—	—	
54194	Veterinary services	701	3 481	15 309	58	17	21	11	7	1	1	—	—	—	
541940	Veterinary services	701	3 481	15 309	58	17	21	11	7	1	1	—	—	—	
<b>55</b>	<b>Management of companies &amp; enterprises</b>	<b>1 014</b>	<b>22 920</b>	<b>122 355</b>	<b>46</b>	<b>14</b>	<b>9</b>	<b>12</b>	<b>6</b>	<b>4</b>	<b>—</b>	<b>1</b>	<b>—</b>	<b>—</b>	
551	Management of companies & enterprises	1 014	22 920	122 355	46	14	9	12	6	4	—	1	—	—	
5511	Management of companies & enterprises	1 014	22 920	122 355	46	14	9	12	6	4	—	1	—	—	
55111	Management of companies & enterprises	1 014	22 920	122 355	46	14	9	12	6	4	—	1	—	—	
551114	Corp, subsidiary & regional managing offices	1 003	22 794	121 849	43	12	8	12	6	4	—	1	—	—	
<b>56</b>	<b>Admin, support, waste mgt, remediation services</b>	<b>9 591</b>	<b>45 526</b>	<b>213 088</b>	<b>805</b>	<b>522</b>	<b>120</b>	<b>81</b>	<b>45</b>	<b>16</b>	<b>16</b>	<b>3</b>	<b>2</b>	<b>—</b>	
561	Administrative & support services	8 987	39 966	188 139	781	512	118	77	40	14	15	3	2	—	
5611	Office administrative services	(C)	(D)	(D)	37	25	7	5	—	—	—	—	—	—	
56111	Office administrative services	(C)	(D)	(D)	37	25	7	5	—	—	—	—	—	—	
5613	Employment services	4 257	19 736	91 334	59	21	3	8	5	6	11	3	2	—	
56131	Employment placement agencies	489	1 920	9 795	16	10	1	1	1	—	3	—	—	—	
561310	Employment placement agencies	489	1 920	9 795	16	10	1	1	1	—	3	—	—	—	
56132	Temporary help services	3 709	17 347	78 926	39	8	2	7	4	5	8	3	2	—	
561320	Temporary help services	3 709	17 347	78 926	39	8	2	7	4	5	8	3	2	—	
5614	Business support services	661	3 567	15 095	67	39	6	12	8	2	—	—	—	—	
56142	Telephone call centers	261	594	2 201	17	9	1	2	4	1	—	—	—	—	
561422	Telemarketing bureaus	245	499	1 828	11	4	1	1	4	1	—	—	—	—	
56143	Business service centers	113	715	2 434	23	15	4	3	1	—	—	—	—	—	
56144	Collection agencies	162	1 132	3 717	10	3	1	4	1	1	—	—	—	—	
561440	Collection agencies	162	1 132	3 717	10	3	1	4	1	1	—	—	—	—	
5615	Travel arrangement & reservation services	594	2 145	12 543	71	40	16	13	1	—	1	—	—	—	
56151	Travel agencies	527	1 699	10 183	61	35	14	10	1	—	1	—	—	—	
561510	Travel agencies	527	1 699	10 183	61	35	14	10	1	—	1	—	—	—	
5616	Investigation & security services	260	1 456	6 664	31	22	3	1	4	1	—	—	—	—	
56161	Investigation, guard & armored car services	150	650	2 691	14	9	2	1	1	1	—	—	—	—	
561612	Security guards & patrol services	112	465	2 034	5	2	1	—	1	1	—	—	—	—	
56162	Security systems services	110	806	3 973	17	13	1	—	3	—	—	—	—	—	
5617	Services to buildings & dwellings	2 127	8 697	44 041	460	331	73	35	19	2	—	—	—	—	
56172	Janitorial services	859	2 630	11 137	161	117	24	10	8	2	—	—	—	—	
561720	Janitorial services	859	2 630	11 137	161	117	24	10	8	2	—	—	—	—	
56173	Landscaping services	913	4 086	23 530	230	169	38	14	9	—	—	—	—	—	
561730	Landscaping services	913	4 086	23 530	230	169	38	14	9	—	—	—	—	—	
56174	Carpet & upholstery cleaning services	149	708	3 384	37	25	8	4	—	—	—	—	—	—	
561740	Carpet & upholstery cleaning services	149	708	3 384	37	25	8	4	—	—	—	—	—	—	
56179	Other services to buildings & dwellings	132	814	3 772	23	16	2	4	1	—	—	—	—	—	
561790	Other services to buildings & dwellings	132	814	3 772	23	16	2	4	1	—	—	—	—	—	
5619	Other support services	873	2 813	11 233	54	34	10	2	3	2	3	—	—	—	
56191	Packaging & labeling services	(C)	(D)	(D)	3	1	1	—	—	—	1	—	—	—	
56192	Convention & trade show organizers	(C)	(D)	(D)	10	6	2	1	—	1	—	—	—	—	
56199	All other support services	(F)	(D)	(D)	41	27	7	1	3	1	2	—	—	—	
562	Waste management & remediation services	604	5 560	24 949	24	10	2	4	5	2	1	—	—	—	
5621	Waste collection	(C)	(D)	(D)	9	3	2	2	1	1	—	—	—	—	
56211	Waste collection	(C)	(D)	(D)	9	3	2	2	1	1	—	—	—	—	
562111	Solid waste collection	121	1 071	4 537	8	3	2	1	1	1	—	—	—	—	
5622	Waste treatment & disposal	(C)	(D)	(D)	2	1	—	—	—	—	—	—	—	—	
56221	Waste treatment & disposal	(C)	(D)	(D)	2	1	—	—	—	—	1	—	—	—	
5629	Remediation & oth waste management services	(E)	(D)	(D)	13	6	—	2	4	1	—	—	—	—	
56291	Remediation services	(C)	(D)	(D)	4	—	—	—	3	1	—	—	—	—	
<b>61</b>	<b>Educational services</b>	<b>1 173</b>	<b>4 390</b>	<b>17 677</b>	<b>138</b>	<b>82</b>	<b>20</b>	<b>18</b>	<b>15</b>	<b>3</b>	<b>—</b>	<b>—</b>	<b>—</b>	<b>—</b>	
611	Educational services	1 173	4 390	17 677	138	82	20	18	15	3	—	—	—	—	
6111	Elementary & secondary schools	367	1 468	5 871	26	10	2	9	4	1	—	—	—	—	
61111	Elementary & secondary schools	367	1 468	5 871	26	10	2	9	4	1	—	—	—	—	
611110	Elementary & secondary schools	367	1 468	5 871	26	10	2	9	4	1	—	—	—	—	
6113	Colleges, universities & professional schools	152	669	2 631	5	2	—	1	—	2	—	—	—	—	
61131	Colleges, universities & professional schools	152	669	2 631	5	2	—	1	—	2	—	—	—	—	
611310	Colleges, universities & professional schools	152	669	2 631	5	2	—	1	—	2	—	—	—	—	
6115	Technical & trade schools	131	467	2 141	16	9	3	2	2	—	—	—	—	—	
61151	Technical & trade schools	131	467	2 141	16	9	3	2	2	—	—	—	—	—	

Note: Employment-size classes are indicated as follows: A—0 to 19; B—20 to 99; C—100 to 249; E—250 to 499; F—500 to 999; G—1,000 to 2,499; H—2,500 to 4,999; I—5,000 to 9,999; J—10,000 to 24,999; K—25,000 to 49,999; L—50,000 to 99,999; M—100,000 or more.

**Table 6. Counties—Employees, Payroll, and Establishments by Industry: 1999—Con.**

[Excludes most government employees, railroad employees, and self-employed persons. Size class 1 to 4 includes establishments with payroll, but no employees, during mid-March pay period. (D) denotes figures withheld to avoid disclosing data for individual companies; the data are included in broader industry totals. Detailed industries with 100 or more employees are shown if industry was not a (D). For explanation of terms, abbreviations, and data reliability/comparability, see introductory text]

NAICS code	Industry	Number of employees for week including March 12	Payroll (\$1,000)		Total number of establishments	Number of establishments by employment-size class									
			First quarter	Annual		1 to 4	5 to 9	10 to 19	20 to 49	50 to 99	100 to 249	250 to 499	500 to 999	1,000 or more	
<b>SNOHOMISH—Con.</b>															
<b>61</b>	<b>Educational services—Con.</b>														
611	Educational services—Con.														
6116	Other schools & instruction	374	945	3 756	72	47	14	6	5	—	—	—	—	—	
61162	Sports & recreation instruction	182	403	1 495	29	15	8	4	2	—	—	—	—	—	
611620	Sports & recreation instruction	182	403	1 495	29	15	8	4	2	—	—	—	—	—	
61169	All other schools & instruction	137	447	1 821	27	20	4	—	3	—	—	—	—	—	
<b>62</b>	<b>Health care and social assistance</b>	<b>20 137</b>	<b>131 544</b>	<b>571 994</b>	<b>1 281</b>	<b>624</b>	<b>301</b>	<b>177</b>	<b>120</b>	<b>25</b>	<b>27</b>	<b>4</b>	<b>1</b>	<b>2</b>	
621	Ambulatory health care services	8 427	68 115	299 298	816	400	222	118	54	12	7	2	1	—	
6211	Offices of physicians	2 744	29 627	130 344	193	101	39	24	21	5	2	—	1	—	
62111	Offices of physicians	2 744	29 627	130 344	193	101	39	24	21	5	2	—	1	—	
621111	Offices of physicians (exc mental health)	2 714	29 362	129 263	179	88	38	24	21	5	2	—	1	—	
6212	Offices of dentists	1 916	13 960	63 752	281	94	125	55	7	—	—	—	—	—	
62121	Offices of dentists	1 916	13 960	63 752	281	94	125	55	7	—	—	—	—	—	
621210	Offices of dentists	1 916	13 960	63 752	281	94	125	55	7	—	—	—	—	—	
6213	Offices of other health practitioners	845	4 579	19 957	217	159	39	15	4	—	—	—	—	—	
62131	Offices of chiropractors	287	1 173	5 309	95	77	14	4	—	—	—	—	—	—	
621310	Offices of chiropractors	287	1 173	5 309	95	77	14	4	—	—	—	—	—	—	
62132	Offices of optometrists	200	1 117	4 975	31	18	6	5	2	—	—	—	—	—	
621320	Offices of optometrists	200	1 117	4 975	31	18	6	5	2	—	—	—	—	—	
62134	Offices of PT, OT, speech therapy & audiology	197	1 174	5 282	30	12	13	3	2	—	—	—	—	—	
621340	Offices of PT, OT, speech therapy & audiology	197	1 174	5 282	30	12	13	3	2	—	—	—	—	—	
62139	Offices of all other health practitioners	127	962	3 752	37	28	6	3	—	—	—	—	—	—	
6214	Outpatient care centers	1 433	9 957	40 569	75	22	13	19	14	5	2	—	—	—	
62142	Outpatient mental health, substance abuse ctrs	(E)	(D)	(D)	30	11	4	10	3	2	—	—	—	—	
62149	Other outpatient care centers	1 007	7 328	30 030	40	10	7	7	11	3	2	—	—	—	
621498	All other outpatient care centers	604	4 574	18 891	30	7	7	5	9	1	1	—	—	—	
6215	Medical & diagnostic laboratories	146	2 478	11 254	13	6	3	1	3	—	—	—	—	—	
62151	Medical & diagnostic laboratories	146	2 478	11 254	13	6	3	1	3	—	—	—	—	—	
621512	Diagnostic imaging centers	144	2 475	11 203	10	3	3	1	3	—	—	—	—	—	
6216	Home health care services	1 078	5 966	26 402	27	15	2	2	3	1	2	2	—	—	
62161	Home health care services	1 078	5 966	26 402	27	15	2	2	3	1	2	2	—	—	
621610	Home health care services	1 078	5 966	26 402	27	15	2	2	3	1	2	2	—	—	
6219	Other ambulatory health care services	265	1 548	7 020	10	3	1	2	2	1	1	—	—	—	
62191	Ambulance services	205	1 132	5 230	6	2	1	—	1	1	1	—	—	—	
621910	Ambulance services	205	1 132	5 230	6	2	1	—	1	1	1	—	—	—	
622	Hospitals	4 266	32 740	143 783	5	—	1	—	—	—	—	2	—	2	
6221	General medical & surgical hospitals	4 266	32 740	143 783	5	—	1	—	—	—	—	2	—	2	
62211	General medical & surgical hospitals	4 266	32 740	143 783	5	—	1	—	—	—	—	2	—	2	
622110	General medical & surgical hospitals	4 266	32 740	143 783	5	—	1	—	—	—	—	2	—	2	
623	Nursing & residential care facilities	4 121	17 850	74 790	162	71	30	10	27	8	16	—	—	—	
6231	Nursing care facilities	2 330	11 398	47 559	28	7	1	—	2	4	14	—	—	—	
62311	Nursing care facilities	2 330	11 398	47 559	28	7	1	—	2	4	14	—	—	—	
623110	Nursing care facilities	2 330	11 398	47 559	28	7	1	—	2	4	14	—	—	—	
6232	Residential mental retardation, health facil	380	1 714	6 985	24	9	4	1	9	1	—	—	—	—	
62321	Residential mental retardation facilities	216	996	3 877	10	2	1	1	5	1	—	—	—	—	
623210	Residential mental retardation facilities	216	996	3 877	10	2	1	1	5	1	—	—	—	—	
62322	Residential mental health, subst abuse facil	164	718	3 108	14	7	3	—	4	—	—	—	—	—	
623220	Residential mental health, subst abuse facil	164	718	3 108	14	7	3	—	4	—	—	—	—	—	
6233	Community care facilities for the elderly	1 302	4 308	18 568	98	50	20	9	14	3	2	—	—	—	
62331	Community care facilities for the elderly	1 302	4 308	18 568	98	50	20	9	14	3	2	—	—	—	
623311	Continuing care retirement communities	238	1 104	4 424	8	1	3	2	—	1	—	—	—	—	
623312	Homes for the elderly	1 064	3 204	14 144	90	49	19	6	12	3	1	—	—	—	
6239	Other residential care facilities	109	430	1 678	12	5	5	—	2	—	—	—	—	—	
62399	Other residential care facilities	109	430	1 678	12	5	5	—	2	—	—	—	—	—	
623990	Other residential care facilities	109	430	1 678	12	5	5	—	2	—	—	—	—	—	
624	Social assistance	3 323	12 839	54 123	298	153	48	49	39	5	4	—	—	—	
6241	Individual & family services	1 221	5 761	24 481	85	43	14	13	9	4	2	—	—	—	
62412	Services for elderly & disabled persons	667	3 365	14 589	36	15	6	8	4	1	2	—	—	—	
624120	Services for elderly & disabled persons	667	3 365	14 589	36	15	6	8	4	1	2	—	—	—	
62419	Other individual & family services	476	2 141	8 846	37	21	5	4	4	3	—	—	—	—	
624190	Other individual & family services	476	2 141	8 846	37	21	5	4	4	3	—	—	—	—	
6242	Community, emergency & other relief services	194	871	3 493	16	8	2	1	5	—	—	—	—	—	
62422	Community housing services	102	544	2 180	12	8	1	—	3	—	—	—	—	—	
6243	Vocational rehabilitation services	655	2 615	12 051	28	8	8	4	5	1	2	—	—	—	
62431	Vocational rehabilitation services	655	2 615	12 051	28	8	8	4	5	1	2	—	—	—	
624310	Vocational rehabilitation services	655	2 615	12 051	28	8	8	4	5	1	2	—	—	—	
6244	Child day care services	1 253	3 592	14 098	169	94	24	31	20	—	—	—	—	—	
62441	Child day care services	1 253	3 592	14 098	169	94	24	31	20	—	—	—	—	—	
624410	Child day care services	1 253	3 592	14 098	169	94	24	31	20	—	—	—	—	—	
<b>71</b>	<b>Arts, entertainment &amp; recreation</b>	<b>2 963</b>	<b>12 043</b>	<b>51 980</b>	<b>164</b>	<b>77</b>	<b>24</b>	<b>25</b>	<b>28</b>	<b>7</b>	<b>2</b>	<b>—</b>	<b>1</b>	<b>—</b>	
711	Performing arts, spectator sports & related industries	181	757	3 977	38	26	4	7	1	—	—	—	—	—	

Note: Employment-size classes are indicated as follows: A—0 to 19; B—20 to 99; C—100 to 249; E—250 to 499; F—500 to 999; G—1,000 to 2,499; H—2,500 to 4,999; I—5,000 to 9,999; J—10,000 to 24,999; K—25,000 to 49,999; L—50,000 to 99,999; M—100,000 or more.

**Table 6. Counties—Employees, Payroll, and Establishments by Industry: 1999—Con.**

[Excludes most government employees, railroad employees, and self-employed persons. Size class 1 to 4 includes establishments with payroll, but no employees, during mid-March pay period. (D) denotes figures withheld to avoid disclosing data for individual companies; the data are included in broader industry totals. Detailed industries with 100 or more employees are shown if industry was not a (D). For explanation of terms, abbreviations, and data reliability/comparability, see introductory text]

NAICS code	Industry	Number of employees for week including March 12	Payroll (\$1,000)		Total number of establishments	Number of establishments by employment-size class																					
			First quarter	Annual		1 to 4	5 to 9	10 to 19	20 to 49	50 to 99	100 to 249	250 to 499	500 to 999	1,000 or more													
<b>SNOHOMISH—Con.</b>																											
<b>71 Arts, entertainment &amp; recreation—Con.</b>																											
713	Amusement, gambling & recreation industries . . .	2 770	11 256	47 875	120	45	20	18	27	7	2	—	1	—													
7132	Gambling industries . . . . .	1 033	6 294	26 172	6	1	1	—	1	—	2	—	1	—													
71321	Casinos (except hotel casinos) . . . . .	(F)	(D)	(D)	3	1	—	—	—	—	1	—	1	—													
71329	Other gambling industries . . . . .	(C)	(D)	(D)	3	—	1	—	1	—	1	—	—	—													
7139	Other amusement & recreation industries . . . . .	(G)	(D)	(D)	113	44	19	18	26	6	—	—	—	—													
71391	Golf courses & country clubs . . . . .	241	1 047	5 036	15	5	5	—	3	2	—	—	—	—													
713910	Golf courses & country clubs . . . . .	241	1 047	5 036	15	5	5	—	3	2	—	—	—	—													
71394	Fitness & recreational sports centers . . . . .	897	2 118	8 963	48	14	7	10	14	3	—	—	—	—													
713940	Fitness & recreational sports centers . . . . .	897	2 118	8 963	48	14	7	10	14	3	—	—	—	—													
71395	Bowling centers . . . . .	242	658	2 587	11	2	1	1	7	—	—	—	—	—													
713950	Bowling centers . . . . .	242	658	2 587	11	2	1	1	7	—	—	—	—	—													
71399	All other amusement & recreation industries . . . . .	244	725	3 258	31	18	5	5	2	1	—	—	—	—													
713990	All other amusement & recreation industries . . . . .	244	725	3 258	31	18	5	5	2	1	—	—	—	—													
<b>72</b>	<b>Accommodation &amp; food services . . . . .</b>	<b>16 972</b>	<b>42 951</b>	<b>189 232</b>	<b>1 151</b>	<b>405</b>	<b>208</b>	<b>248</b>	<b>228</b>	<b>50</b>	<b>12</b>	—	—	—													
721	Accommodation . . . . .	1 165	3 435	15 889	81	33	10	19	16	1	2	—	—	—													
7211	Traveler accommodation . . . . .	(G)	(D)	(D)	61	19	8	16	15	1	2	—	—	—													
72111	Hotels (exc casino hotels) & motels . . . . .	1 031	3 078	13 937	58	17	8	16	14	1	2	—	—	—													
721110	Hotels (exc casino hotels) & motels . . . . .	1 031	3 078	13 937	58	17	8	16	14	1	2	—	—	—													
722	Food services & drinking places . . . . .	15 807	39 516	173 343	1 070	372	198	229	212	49	10	—	—	—													
7221	Full-service restaurants . . . . .	7 592	21 251	92 150	399	122	67	83	88	31	8	—	—	—													
72211	Full-service restaurants . . . . .	7 592	21 251	92 150	399	122	67	83	88	31	8	—	—	—													
722110	Full-service restaurants . . . . .	7 592	21 251	92 150	399	122	67	83	88	31	8	—	—	—													
7222	Limited-service eating places . . . . .	7 035	14 716	63 846	498	162	79	122	118	15	2	—	—	—													
72221	Limited-service eating places . . . . .	7 035	14 716	63 846	498	162	79	122	118	15	2	—	—	—													
722211	Limited-service restaurants . . . . .	5 928	12 473	54 377	358	110	42	76	113	15	2	—	—	—													
722213	Snack & nonalcoholic beverage bars . . . . .	1 107	2 243	9 469	140	52	37	46	5	—	—	—	—	—													
7223	Special food services . . . . .	426	1 300	8 650	68	40	20	4	2	2	—	—	—	—													
72231	Food service contractors . . . . .	257	737	3 344	27	15	6	3	1	2	—	—	—	—													
722310	Food service contractors . . . . .	257	737	3 344	27	15	6	3	1	2	—	—	—	—													
72233	Mobile food services . . . . .	106	423	2 202	18	10	6	1	1	—	—	—	—	—													
722330	Mobile food services . . . . .	106	423	2 202	18	10	6	1	1	—	—	—	—	—													
7224	Drinking places (alcoholic beverages) . . . . .	754	2 249	8 697	105	48	32	20	4	1	—	—	—	—													
72241	Drinking places (alcoholic beverages) . . . . .	754	2 249	8 697	105	48	32	20	4	1	—	—	—	—													
722410	Drinking places (alcoholic beverages) . . . . .	754	2 249	8 697	105	48	32	20	4	1	—	—	—	—													
<b>81</b>	<b>Other services (except public administration) . . . . .</b>	<b>9 323</b>	<b>41 085</b>	<b>179 172</b>	<b>1 355</b>	<b>839</b>	<b>281</b>	<b>158</b>	<b>59</b>	<b>13</b>	<b>4</b>	<b>1</b>	—	—													
811	Repair & maintenance . . . . .	2 306	15 311	66 413	509	345	99	53	12	—	—	—	—	—													
8111	Automotive repair & maintenance . . . . .	1 757	11 359	49 649	364	233	81	41	9	—	—	—	—	—													
81111	Automotive mechanical & electrical R&M . . . . .	896	6 122	26 490	212	147	46	17	2	—	—	—	—	—													
811111	General automotive repair . . . . .	647	4 377	19 161	157	111	30	15	1	—	—	—	—	—													
811118	Other automotive mechanical & electrical R&M . . . . .	127	886	3 166	25	17	6	1	1	—	—	—	—	—													
81112	Automotive body, paint, interior & glass repair . . . . .	523	3 996	17 838	99	64	15	16	4	—	—	—	—	—													
811121	Automotive body, paint & interior R&M . . . . .	446	3 502	15 536	71	39	12	16	4	—	—	—	—	—													
81119	Other automotive R&M . . . . .	338	1 241	5 321	53	22	20	8	3	—	—	—	—	—													
811191	Automotive oil change & lubrication shops . . . . .	178	614	2 744	26	6	15	5	—	—	—	—	—	—													
8112	Electronic & precision equipment R&M . . . . .	134	1 029	4 262	28	20	4	3	1	—	—	—	—	—													
81121	Electronic & precision equipment R&M . . . . .	134	1 029	4 262	28	20	4	3	1	—	—	—	—	—													
8113	Commercial equipment (exc auto & elec) R&M . . . . .	227	1 535	6 339	55	39	9	6	1	—	—	—	—	—													
81131	Commercial equipment (exc auto & elec) R&M . . . . .	227	1 535	6 339	55	39	9	6	1	—	—	—	—	—													
811310	Commercial equipment (exc auto & elec) R&M . . . . .	227	1 535	6 339	55	39	9	6	1	—	—	—	—	—													
8114	Personal & household goods R&M . . . . .	188	1 388	6 163	62	53	5	3	1	—	—	—	—	—													
812	Personal & laundry services . . . . .	2 292	9 080	40 895	360	214	89	44	10	1	2	—	—	—													
8121	Personal care services . . . . .	1 235	4 085	18 216	194	96	60	30	7	1	—	—	—	—													
81211	Hair, nail & skin care services . . . . .	1 092	3 778	16 980	154	66	51	30	6	1	—	—	—	—													
812112	Beauty salons . . . . .	1 044	3 618	16 310	142	58	48	29	6	1	—	—	—	—													
81219	Other personal care services . . . . .	143	307	1 236	40	30	9	—	1	—	—	—	—	—													
812199	Other personal care services . . . . .	122	230	961	35	28	6	—	1	—	—	—	—	—													
8122	Death care services . . . . .	183	911	4 190	21	8	7	4	2	—	—	—	—	—													
81222	Cemeteries & crematories . . . . .	102	455	1 964	10	5	1	2	2	—	—	—	—	—													
812220	Cemeteries & crematories . . . . .	102	455	1 964	10	5	1	2	2	—	—	—	—	—													
8123	Drycleaning & laundry services . . . . .	596	3 127	13 618	78	63	10	3	—	—	2	—	—	—													
81232	Drycleaning & laundry services (exc coin-op) . . . . .	151	373	1 751	53	44	6	3	—	—	—	—	—	—													
812320	Drycleaning & laundry services (exc coin-op) . . . . .	151	373	1 751	53	44	6	3	—	—	—	—	—	—													
81233	Linen & uniform supply . . . . .	(E)	(D)	(D)	4	2	—	—	—	—	2	—	—	—													
8129	Other personal services . . . . .	278	957	4 871	67	47	12	7	1	—	—	—	—	—													
81291	Pet care (except veterinary) services . . . . .	106	279	1 359	27	20	4	3	—	—	—	—	—	—													
812910	Pet care (except veterinary) services . . . . .	106	279	1 359	27	20	4	3	—	—	—	—	—	—													
81292	Photofinishing . . . . .	113	456	2 212	15	6	5	3	1	—	—	—	—	—													
813	Religious, grantmaking, civic, prof & like organizations . . . . .	4 725	16 694	71 864	486	280	93	61	37	12	2	1	—	—													
8131	Religious organizations . . . . .	3 327	11 164	48 051	278	147	60	32	28	9	1	1	—	—													
81311	Religious organizations . . . . .	3 327	11 164	48 051	278	147	60	32	28	9	1	1	—	—													
813110	Religious organizations . . . . .	3 327	11 164	48 051	278	147	60	32	28	9	1	1	—	—													
8134	Civic & social organizations . . . . .	821	2 510	10 955	70	28	18	16	4	3	1	—	—	—													
81341	Civic & social organizations . . . . .	821	2 510	10 955	70	28	18	16	4	3	1	—	—	—													
813410	Civic & social organizations . . . . .	821	2 510	10 955	70	28	18	16	4	3	1	—	—	—													

Note: Employment-size classes are indicated as follows: A—0 to 19; B—20 to 99; C—100 to 249; E—250 to 499; F—500 to 999; G—1,000 to 2,499; H—2,500 to 4,999; I—5,000 to 9,999; J—10,000 to 24,999; K—25,000 to 49,999; L—50,000 to 99,999; M—100,000 or more.



**Table 6. Counties—Employees, Payroll, and Establishments by Industry: 1999—Con.**

[Excludes most government employees, railroad employees, and self-employed persons. Size class 1 to 4 includes establishments with payroll, but no employees, during mid-March pay period. (D) denotes figures withheld to avoid disclosing data for individual companies; the data are included in broader industry totals. Detailed industries with 100 or more employees are shown if industry was not a (D). For explanation of terms, abbreviations, and data reliability/comparability, see introductory text]

NAICS code	Industry	Number of employees for week including March 12	Payroll (\$1,000)		Total number of establishments	Number of establishments by employment-size class									
			First quarter	Annual		1 to 4	5 to 9	10 to 19	20 to 49	50 to 99	100 to 249	250 to 499	500 to 999	1,000 or more	
<b>SNOHOMISH—Con.</b>															
<b>81</b>	<b>Other services (except public administration)—Con.</b>														
813	Religious, grantmaking, civic, prof & like organizations—Con.														
8139	Business, labor, political, like organizations . . . .	477	2 406	10 104	124	95	13	13	3	—	—	—	—	—	
81393	Labor unions & similar labor organizations . . . .	252	1 498	6 334	38	22	5	8	3	—	—	—	—	—	
813930	Labor unions & similar labor organizations . . . .	252	1 498	6 334	38	22	5	8	3	—	—	—	—	—	
81399	Oth similar organizations (exc business, prof, labor, pol) . . . . .	125	349	1 462	45	38	4	3	—	—	—	—	—	—	
813990	Oth similar organizations (exc business, prof, labor, pol) . . . . .	125	349	1 462	45	38	4	3	—	—	—	—	—	—	
<b>95</b>	<b>Auxiliaries (exc corporate, subsidiary &amp; regional mgt) . . . . .</b>	<b>108</b>	<b>1 158</b>	<b>4 039</b>	<b>10</b>	<b>4</b>	<b>2</b>	<b>2</b>	<b>2</b>	—	—	—	—	—	
<b>99</b>	<b>Unclassified establishments . . . . .</b>	<b>182</b>	<b>612</b>	<b>5 222</b>	<b>303</b>	<b>293</b>	<b>8</b>	<b>2</b>	—	—	—	—	—	—	
<b>SPOKANE</b>															
	<b>Total . . . . .</b>	<b>162 962</b>	<b>1 035 750</b>	<b>4 537 047</b>	<b>11 717</b>	<b>6 136</b>	<b>2 347</b>	<b>1 598</b>	<b>1 058</b>	<b>335</b>	<b>182</b>	<b>40</b>	<b>18</b>	<b>3</b>	
<b>11</b>	<b>Forestry, fishing, hunting, and agriculture support . . . . .</b>	<b>(B)</b>	<b>(D)</b>	<b>(D)</b>	<b>36</b>	<b>29</b>	<b>4</b>	<b>3</b>	—	—	—	—	—	—	
<b>21</b>	<b>Mining . . . . .</b>	<b>270</b>	<b>3 648</b>	<b>16 587</b>	<b>21</b>	<b>13</b>	<b>1</b>	<b>3</b>	<b>3</b>	<b>1</b>	—	—	—	—	
213	Mining support activities . . . . .	187	2 995	12 229	8	2	1	2	2	1	—	—	—	—	
2131	Mining support activities . . . . .	187	2 995	12 229	8	2	1	2	2	1	—	—	—	—	
21311	Mining support activities . . . . .	187	2 995	12 229	8	2	1	2	2	1	—	—	—	—	
213114	Support activities for metal mining . . . . .	166	2 844	11 382	4	—	—	1	2	1	—	—	—	—	
<b>22</b>	<b>Utilities . . . . .</b>	<b>(G)</b>	<b>(D)</b>	<b>(D)</b>	<b>17</b>	<b>9</b>	<b>3</b>	<b>1</b>	<b>2</b>	—	<b>1</b>	—	<b>1</b>	—	
221	Utilities . . . . .	(G)	(D)	(D)	17	9	3	1	2	—	1	—	1	—	
2211	Elec pwr generation, transmsn & distribution . . . .	(G)	(D)	(D)	11	4	2	1	2	—	1	—	1	—	
22111	Electric power generation . . . . .	(C)	(D)	(D)	2	1	—	—	—	—	1	—	—	—	
22112	Electric pwr transmsn, control & distribution . . . .	(G)	(D)	(D)	9	3	2	1	2	—	—	—	1	—	
<b>23</b>	<b>Construction . . . . .</b>	<b>10 739</b>	<b>83 536</b>	<b>407 996</b>	<b>1 474</b>	<b>979</b>	<b>217</b>	<b>161</b>	<b>88</b>	<b>19</b>	<b>9</b>	<b>1</b>	—	—	
233	Building, developing & general contracting . . . . .	3 272	24 482	112 961	544	400	70	39	28	4	3	—	—	—	
2331	Land subdivision & land development . . . . .	205	1 306	5 170	36	25	5	4	2	—	—	—	—	—	
23311	Land subdivision & land development . . . . .	205	1 306	5 170	36	25	5	4	2	—	—	—	—	—	
233110	Land subdivision & land development . . . . .	205	1 306	5 170	36	25	5	4	2	—	—	—	—	—	
2332	Residential building construction . . . . .	1 231	6 767	32 287	401	328	45	20	8	—	—	—	—	—	
23321	Single-family housing construction . . . . .	1 088	5 401	26 664	385	318	44	17	6	—	—	—	—	—	
233210	Single-family housing construction . . . . .	1 088	5 401	26 664	385	318	44	17	6	—	—	—	—	—	
23322	Multifamily housing construction . . . . .	143	1 366	5 623	16	10	1	3	2	—	—	—	—	—	
233220	Multifamily housing construction . . . . .	143	1 366	5 623	16	10	1	3	2	—	—	—	—	—	
2333	Nonresidential building construction . . . . .	1 836	16 409	75 504	107	47	20	15	18	4	3	—	—	—	
23331	Mfg & industrial building construction . . . . .	261	2 383	11 708	16	7	2	1	5	1	—	—	—	—	
233310	Mfg & industrial building construction . . . . .	261	2 383	11 708	16	7	2	1	5	1	—	—	—	—	
23332	Commercial & institutional bldg construction . . .	1 575	14 026	63 796	91	40	18	14	13	3	3	—	—	—	
233320	Commercial & institutional bldg construction . . . . .	1 575	14 026	63 796	91	40	18	14	13	3	3	—	—	—	
234	Heavy construction . . . . .	1 087	11 020	68 273	79	31	16	18	10	3	1	—	—	—	
2341	Highway, street, bridge & tunnel construction . . .	462	5 684	40 207	29	10	6	8	3	1	1	—	—	—	
23411	Highway & street construction . . . . .	(E)	(D)	(D)	27	10	6	7	3	1	—	—	—	—	
23412	Bridge & tunnel construction . . . . .	(C)	(D)	(D)	2	—	—	1	—	—	1	—	—	—	
2349	Other heavy construction . . . . .	625	5 336	28 066	50	21	10	10	7	2	—	—	—	—	
23491	Water, sewer & pipeline construction . . . . .	307	2 491	13 718	20	6	5	5	3	1	—	—	—	—	
234910	Water, sewer & pipeline construction . . . . .	307	2 491	13 718	20	6	5	5	3	1	—	—	—	—	
23499	All other heavy construction . . . . .	243	2 025	10 449	23	12	4	3	3	1	—	—	—	—	
234990	All other heavy construction . . . . .	243	2 025	10 449	23	12	4	3	3	1	—	—	—	—	
235	Special trade contractors . . . . .	6 380	48 034	226 762	851	548	131	104	50	12	5	1	—	—	
2351	Plumbing, heating & AC contractor . . . . .	1 289	9 992	42 988	142	78	23	22	14	5	—	—	—	—	
23511	Plumbing, heating & AC contractor . . . . .	1 289	9 992	42 988	142	78	23	22	14	5	—	—	—	—	
235110	Plumbing, heating & AC contractor . . . . .	1 289	9 992	42 988	142	78	23	22	14	5	—	—	—	—	
2352	Painting & wall covering contractors . . . . .	258	1 215	7 457	96	79	10	6	1	—	—	—	—	—	
23521	Painting & wall covering contractors . . . . .	258	1 215	7 457	96	79	10	6	1	—	—	—	—	—	
235210	Painting & wall covering contractors . . . . .	258	1 215	7 457	96	79	10	6	1	—	—	—	—	—	
2353	Electrical contractors . . . . .	1 788	17 073	73 655	106	55	14	18	13	2	3	1	—	—	
23531	Electrical contractors . . . . .	1 788	17 073	73 655	106	55	14	18	13	2	3	1	—	—	
235310	Electrical contractors . . . . .	1 788	17 073	73 655	106	55	14	18	13	2	3	1	—	—	
2354	Masonry, drywall, insulation, tile contractors . . . .	871	7 621	35 513	81	40	15	13	9	3	1	—	—	—	
23541	Masonry & stone contractors . . . . .	264	2 658	10 077	28	15	3	4	5	1	—	—	—	—	
235410	Masonry & stone contractors . . . . .	264	2 658	10 077	28	15	3	4	5	1	—	—	—	—	
23542	Drywall, acoustical & insulation contractors . . . .	563	4 738	24 285	46	21	11	8	3	2	1	—	—	—	
235420	Drywall, acoustical & insulation contractors . . . .	563	4 738	24 285	46	21	11	8	3	2	1	—	—	—	
2355	Carpentry & floor contractors . . . . .	430	2 455	11 478	125	97	19	7	2	—	—	—	—	—	
23551	Carpentry contractors . . . . .	309	1 722	7 864	95	76	14	3	2	—	—	—	—	—	
235510	Carpentry contractors . . . . .	309	1 722	7 864	95	76	14	3	2	—	—	—	—	—	
23552	Floor laying & other floor contractors . . . . .	121	733	3 614	30	21	5	4	—	—	—	—	—	—	
235520	Floor laying & other floor contractors . . . . .	121	733	3 614	30	21	5	4	—	—	—	—	—	—	
2356	Roofing, siding, & sheet metal contractors . . . . .	637	3 623	19 254	75	40	15	15	3	1	1	—	—	—	
23561	Roofing, siding, & sheet metal contractors . . . .	637	3 623	19 254	75	40	15	15	3	1	1	—	—	—	
235610	Roofing, siding, & sheet metal contractors . . . .	637	3 623	19 254	75	40	15	15	3	1	1	—	—	—	
2357	Concrete contractors . . . . .	211	927	7 989	64	47	13	3	1	—	—	—	—	—	
23571	Concrete contractors . . . . .	211	927	7 989	64	47	13	3	1	—	—	—	—	—	
235710	Concrete contractors . . . . .	211	927	7 989	64	47	13	3	1	—	—	—	—	—	

Note: Employment-size classes are indicated as follows: A—0 to 19; B—20 to 99; C—100 to 249; E—250 to 499; F—500 to 999; G—1,000 to 2,499; H—2,500 to 4,999; I—5,000 to 9,999; J—10,000 to 24,999; K—25,000 to 49,999; L—50,000 to 99,999; M—100,000 or more.

**Table 6. Counties—Employees, Payroll, and Establishments by Industry: 1999—Con.**

[Excludes most government employees, railroad employees, and self-employed persons. Size class 1 to 4 includes establishments with payroll, but no employees, during mid-March pay period. (D) denotes figures withheld to avoid disclosing data for individual companies; the data are included in broader industry totals. Detailed industries with 100 or more employees are shown if industry was not a (D). For explanation of terms, abbreviations, and data reliability/comparability, see introductory text]

NAICS code	Industry	Number of employees for week including March 12	Payroll (\$1,000)		Total number of establishments	Number of establishments by employment-size class									
			First quarter	Annual		1 to 4	5 to 9	10 to 19	20 to 49	50 to 99	100 to 249	250 to 499	500 to 999	1,000 or more	
<b>SPOKANE—Con.</b>															
<b>23 Construction—Con.</b>															
235	Special trade contractors—Con.														
2359	Other special trade contractors	861	4 933	27 045	153	106	20	19	7	1	—	—	—	—	
23591	Structural steel erection contractors	217	1 003	4 623	9	1	1	4	2	1	—	—	—	—	
235910	Structural steel erection contractors	217	1 003	4 623	9	1	1	4	2	1	—	—	—	—	
23593	Excavation contractors	163	824	5 609	52	45	3	2	2	—	—	—	—	—	
235930	Excavation contractors	163	824	5 609	52	45	3	2	2	—	—	—	—	—	
23595	Bldg equip & oth mach installation contractor	119	1 211	5 529	10	4	2	3	1	—	—	—	—	—	
235950	Bldg equip & oth mach installation contractor	119	1 211	5 529	10	4	2	3	1	—	—	—	—	—	
23599	All other special trade contractors	266	1 325	8 714	70	51	12	6	1	—	—	—	—	—	
235990	All other special trade contractors	266	1 325	8 714	70	51	12	6	1	—	—	—	—	—	
<b>31-33</b>	<b>Manufacturing</b>	<b>20 166</b>	<b>161 510</b>	<b>708 619</b>	<b>596</b>	<b>230</b>	<b>102</b>	<b>97</b>	<b>84</b>	<b>42</b>	<b>27</b>	<b>7</b>	<b>7</b>	<b>—</b>	
311	Food mfg	1 386	9 886	43 648	51	20	5	10	9	3	3	1	—	—	
3114	Fruit & veg preserving & specialty food mfg	(C)	(D)	(D)	6	4	—	—	1	—	1	—	—	—	
31142	Fruit & veg canning, pickling & drying	(C)	(D)	(D)	6	4	—	—	1	—	1	—	—	—	
3115	Dairy product mfg	(C)	(D)	(D)	3	2	—	—	—	—	1	—	—	—	
31151	Dairy product (exc frozen) mfg	(C)	(D)	(D)	2	1	—	—	—	—	1	—	—	—	
3116	Animal slaughtering & processing	238	1 067	6 464	9	2	—	2	4	1	—	—	—	—	
31161	Animal slaughtering & processing	238	1 067	6 464	9	2	—	2	4	1	—	—	—	—	
311612	Meat processed from carcasses	180	622	4 570	4	—	—	—	3	1	—	—	—	—	
3118	Bakeries & tortilla mfg	698	5 486	23 479	19	7	2	4	3	1	1	1	—	—	
31181	Bread & bakery product mfg	588	4 921	21 007	16	7	2	4	1	—	1	1	—	—	
311812	Commercial bakeries	560	4 790	20 235	9	3	—	3	1	—	1	1	—	—	
31182	Cookie, cracker & pasta mfg	110	565	2 472	3	—	—	—	2	1	—	—	—	—	
312	Beverage & tobacco product mfg	201	1 265	5 428	6	1	2	—	1	2	—	—	—	—	
3121	Beverage mfg	201	1 265	5 428	6	1	2	—	1	2	—	—	—	—	
31211	Soft drink & ice mfg	(C)	(D)	(D)	2	—	—	—	1	1	—	—	—	—	
315	Apparel manufacturing	239	863	3 931	10	5	—	2	1	2	—	—	—	—	
3152	Cut & sew apparel mfg	(C)	(D)	(D)	8	3	—	2	1	2	—	—	—	—	
31521	Cut & sew apparel contractors	(C)	(D)	(D)	6	3	—	1	—	2	—	—	—	—	
316	Leather & allied product mfg	(C)	(D)	(D)	4	2	—	1	—	—	1	—	—	—	
3162	Footwear mfg	(C)	(D)	(D)	4	2	—	1	—	—	1	—	—	—	
31621	Footwear mfg	(C)	(D)	(D)	4	2	—	1	—	—	1	—	—	—	
321	Wood product mfg	610	3 062	11 988	28	11	6	6	3	—	2	—	—	—	
3212	Veneer, plywood & engineered wood product mfg	123	570	2 402	4	—	1	—	3	—	—	—	—	—	
32121	Veneer, plywood & engineered wood product mfg	123	570	2 402	4	—	1	—	3	—	—	—	—	—	
321214	Truss mfg	123	570	2 402	4	—	1	—	3	—	—	—	—	—	
3219	Other wood product mfg	470	2 401	9 262	21	10	3	6	—	—	2	—	—	—	
32191	Millwork	410	2 194	8 250	10	3	2	3	—	—	2	—	—	—	
321912	Cut stock, resawing lumber & planing	368	1 950	7 118	4	1	—	—	—	—	2	—	—	—	
322	Paper mfg	352	2 974	14 674	7	—	—	1	4	1	1	—	—	—	
3221	Pulp, paper & paperboard mills	(C)	(D)	(D)	1	—	—	—	—	—	1	—	—	—	
32212	Paper mills	(C)	(D)	(D)	1	—	—	—	—	—	1	—	—	—	
3222	Converted paper product mfg	(C)	(D)	(D)	6	—	—	1	4	1	—	—	—	—	
32221	Paperboard container mfg	160	993	6 128	4	—	—	1	2	1	—	—	—	—	
323	Printing & related support activities	720	4 341	18 523	70	30	21	11	5	2	1	—	—	—	
3231	Printing & related support activities	720	4 341	18 523	70	30	21	11	5	2	1	—	—	—	
32311	Printing	685	4 161	17 784	61	25	17	11	5	2	1	—	—	—	
323110	Commercial lithographic printing	395	2 680	11 263	29	9	10	6	2	1	1	—	—	—	
325	Chemical mfg	491	4 324	19 069	18	6	1	3	6	1	1	—	—	—	
3254	Pharmaceutical & medicine mfg	253	2 541	10 606	4	—	—	1	2	—	1	—	—	—	
32541	Pharmaceutical & medicine mfg	253	2 541	10 606	4	—	—	1	2	—	1	—	—	—	
325414	Biological product (exc diagnostic) mfg	253	2 541	10 606	4	—	—	1	2	—	1	—	—	—	
3255	Paint, coating & adhesive mfg	(C)	(D)	(D)	2	—	—	—	1	1	—	—	—	—	
32551	Paint & coating mfg	(C)	(D)	(D)	2	—	—	—	1	1	—	—	—	—	
326	Plastics & rubber products mfg	815	4 539	21 691	25	8	4	3	3	4	3	—	—	—	
3261	Plastics product mfg	773	4 311	20 642	21	8	2	2	2	4	3	—	—	—	
32619	Other plastics product mfg	(F)	(D)	(D)	18	7	2	1	2	3	3	—	—	—	
327	Nonmetallic mineral product mfg	922	6 783	31 154	25	8	4	1	5	6	1	—	—	—	
3271	Clay product & refractory mfg	(C)	(D)	(D)	3	—	—	—	—	3	—	—	—	—	
32712	Clay building material & refractories mfg	(C)	(D)	(D)	3	—	—	—	—	3	—	—	—	—	
3273	Cement & concrete product mfg	690	5 316	24 673	17	5	3	—	5	3	1	—	—	—	
32732	Ready-mix concrete mfg	179	1 338	8 034	5	2	1	—	—	2	—	—	—	—	
327320	Ready-mix concrete mfg	179	1 338	8 034	5	2	1	—	—	2	—	—	—	—	
32733	Concrete pipe, brick & block mfg	109	675	3 417	4	—	—	—	4	—	—	—	—	—	
32739	Other concrete product mfg	402	3 303	13 222	8	3	2	—	1	1	1	—	—	—	
327390	Other concrete product mfg	402	3 303	13 222	8	3	2	—	1	1	1	—	—	—	
331	Primary metal mfg	3 741	36 492	159 978	12	1	—	—	2	2	2	2	3	—	
3313	Alumina & aluminum production & processing	(G)	(D)	(D)	2	—	—	—	—	—	—	—	2	—	
33131	Alumina & aluminum production & processing	(G)	(D)	(D)	2	—	—	—	—	—	—	—	2	—	
3314	Nonferrous (exc alum) production & processing	(F)	(D)	(D)	3	1	—	—	—	—	—	1	1	—	
33149	Other nonferrous roll, draw, extruding, alloying	(F)	(D)	(D)	2	—	—	—	—	—	—	—	1	—	
3315	Foundries	(F)	(D)	(D)	7	—	—	—	2	2	2	1	—	—	
33151	Ferrous metal foundries	341	2 250	9 960	5	—	—	—	2	2	1	—	—	—	
33152	Nonferrous metal foundries	(F)	(D)	(D)	2	—	—	—	—	—	1	1	—	—	

Note: Employment-size classes are indicated as follows: A—0 to 19; B—20 to 99; C—100 to 249; E—250 to 499; F—500 to 999; G—1,000 to 2,499; H—2,500 to 4,999; I—5,000 to 9,999; J—10,000 to 24,999; K—25,000 to 49,999; L—50,000 to 99,999; M—100,000 or more.

**Table 6. Counties—Employees, Payroll, and Establishments by Industry: 1999—Con.**

[Excludes most government employees, railroad employees, and self-employed persons. Size class 1 to 4 includes establishments with payroll, but no employees, during mid-March pay period. (D) denotes figures withheld to avoid disclosing data for individual companies; the data are included in broader industry totals. Detailed industries with 100 or more employees are shown if industry was not a (D). For explanation of terms, abbreviations, and data reliability/comparability, see introductory text]

NAICS code	Industry	Number of employees for week including March 12	Payroll (\$1,000)		Total number of establishments	Number of establishments by employment-size class								
			First quarter	Annual		1 to 4	5 to 9	10 to 19	20 to 49	50 to 99	100 to 249	250 to 499	500 to 999	1,000 or more
<b>SPOKANE—Con.</b>														
<b>31-33 Manufacturing—Con.</b>														
332	Fabricated metal product mfg .....	1 955	13 915	63 100	114	44	24	16	22	5	2	1	—	—
3323	Architectural & structural metals mfg .....	1 158	8 468	38 170	46	8	13	9	11	2	2	1	—	—
33231	Plate work & fabricated structural prod mfg ...	371	3 083	13 272	17	2	5	4	4	1	1	—	—	—
33232	Ornamental & architectural metal prod mfg ...	787	5 385	24 898	29	6	8	5	7	1	1	1	—	—
332322	Sheet metal work mfg .....	715	4 957	22 871	18	1	3	5	6	1	1	1	—	—
3327	Mach shops, turn prod, screw, nut, bolt mfg ....	361	2 726	12 705	40	27	5	3	3	2	—	—	—	—
33271	Machine shops .....	(E)	(D)	(D)	38	27	4	3	3	1	—	—	—	—
3328	Coating, engrave, heat treating & oth activity ...	191	1 054	4 571	8	—	4	—	3	1	—	—	—	—
33281	Coating, engrave, heat treating & oth activity ...	191	1 054	4 571	8	—	4	—	3	1	—	—	—	—
332813	Electropl, plating, polish, anodize, coloring .	128	730	3 150	4	—	1	—	2	1	—	—	—	—
333	Machinery mfg .....	1 208	9 558	43 165	41	11	7	13	4	3	3	—	—	—
3334	HVAC & commercial refrigeration equipment mfg .....	114	707	3 146	4	1	—	1	1	1	—	—	—	—
33341	HVAC & commercial refrigeration equipment mfg .....	114	707	3 146	4	1	—	1	1	1	—	—	—	—
3335	Metalworking machinery mfg .....	429	3 258	14 899	10	3	1	2	2	1	1	—	—	—
33351	Metalworking machinery mfg .....	429	3 258	14 899	10	3	1	2	2	1	1	—	—	—
3339	Other general purpose machinery mfg .....	501	4 551	16 541	9	2	2	2	—	1	2	—	—	—
33392	Material handling equipment mfg .....	(E)	(D)	(D)	4	—	1	1	—	1	1	—	—	—
333922	Conveyor & conveying equipment mfg .....	271	2 728	7 856	3	—	—	1	—	1	1	—	—	—
33399	All other general purpose machinery mfg ....	(C)	(D)	(D)	5	2	1	1	—	—	1	—	—	—
334	Computer & electronic product mfg .....	3 439	33 519	137 159	29	8	4	4	3	3	3	2	2	—
3341	Computer & peripheral equipment mfg .....	(G)	(D)	(D)	9	3	—	2	—	—	2	2	—	—
33411	Computer & peripheral equipment mfg .....	(G)	(D)	(D)	9	3	—	2	—	—	2	2	—	—
334119	Other computer peripheral equipment mfg .	526	4 730	19 732	6	2	—	2	—	—	1	1	—	—
3342	Communications equipment mfg .....	(G)	(D)	(D)	6	1	2	—	—	2	—	—	1	—
33421	Telephone apparatus mfg .....	(F)	(D)	(D)	1	—	—	—	—	—	—	—	1	—
33429	Other communications equipment mfg .....	(C)	(D)	(D)	4	1	1	—	—	2	—	—	—	—
3344	Semiconductor & oth electronic component mfg .....	(C)	(D)	(D)	4	1	—	1	1	—	1	—	—	—
33441	Semiconductor & oth electronic component mfg .....	(C)	(D)	(D)	4	1	—	1	1	—	1	—	—	—
3345	Nav, measuring, medical, control instruments mfg .....	1 061	14 098	55 924	10	3	2	1	2	1	—	—	1	—
33451	Nav, measuring, medical, control instruments mfg .....	1 061	14 098	55 924	10	3	2	1	2	1	—	—	1	—
335	Electrical equip, appliance & component mfg .....	828	5 948	25 351	12	2	3	3	3	—	—	—	1	—
3351	Electric lighting equipment mfg .....	(F)	(D)	(D)	2	1	—	—	—	—	—	—	1	—
33512	Lighting fixture mfg .....	(F)	(D)	(D)	2	1	—	—	—	—	—	—	1	—
3353	Electrical equipment mfg .....	144	1 034	5 491	7	—	2	2	3	—	—	—	—	—
33531	Electrical equipment mfg .....	144	1 034	5 491	7	—	2	2	3	—	—	—	—	—
336	Transportation equipment mfg .....	1 716	15 445	71 799	38	14	3	8	6	3	3	—	1	—
3362	Motor vehicle body & trailer mfg .....	277	2 168	9 305	8	3	2	—	1	1	1	—	—	—
33621	Motor vehicle body & trailer mfg .....	277	2 168	9 305	8	3	2	—	1	1	1	—	—	—
336214	Travel trailer & camper mfg .....	182	1 497	6 027	4	1	—	1	—	—	1	—	—	—
3363	Motor vehicle parts mfg .....	513	4 386	18 248	16	6	—	3	4	2	1	—	—	—
33631	Motor vehicle gas engine & engine parts mfg .	202	1 608	6 963	5	1	—	1	2	1	—	—	—	—
336312	Gasoline engine & engine parts mfg .....	202	1 608	6 963	5	1	—	1	2	1	—	—	—	—
33632	MV electrical & electronic equipment mfg ....	(C)	(D)	(D)	4	2	—	—	1	—	1	—	—	—
33639	Other motor vehicle parts mfg .....	(C)	(D)	(D)	3	1	—	—	1	1	—	—	—	—
3364	Aerospace product & parts mfg .....	673	7 371	39 137	7	2	—	3	1	—	—	—	1	—
33641	Aerospace product & parts mfg .....	673	7 371	39 137	7	2	—	3	1	—	—	—	1	—
3366	Ship & boat building .....	(C)	(D)	(D)	4	2	1	—	—	—	1	—	—	—
33661	Ship & boat building .....	(C)	(D)	(D)	4	2	1	—	—	—	1	—	—	—
337	Furniture & related product mfg .....	718	3 706	16 577	29	13	5	6	1	3	—	1	—	—
3371	HH & institutional furniture & kitchen cabinet mfg .....	574	2 857	12 398	20	9	4	4	1	1	—	1	—	—
33711	Wood kitchen cabinet & countertop mfg .....	(E)	(D)	(D)	12	8	3	—	—	—	—	1	—	—
33712	Household & institutional furniture mfg .....	(C)	(D)	(D)	8	1	1	4	1	1	—	—	—	—
339	Miscellaneous mfg .....	636	3 725	16 174	65	39	11	7	5	2	1	—	—	—
3391	Medical equipment & supplies mfg .....	225	1 349	5 755	21	15	2	2	1	—	1	—	—	—
33911	Medical equipment & supplies mfg .....	225	1 349	5 755	21	15	2	2	1	—	1	—	—	—
3399	Other miscellaneous mfg .....	411	2 376	10 419	44	24	9	5	4	2	—	—	—	—
33992	Sporting & athletic goods mfg .....	106	550	2 573	11	7	2	1	—	1	—	—	—	—
339920	Sporting & athletic goods mfg .....	106	550	2 573	11	7	2	1	—	1	—	—	—	—
33995	Sign mfg .....	124	838	3 406	14	8	3	2	—	1	—	—	—	—
339950	Sign mfg .....	124	838	3 406	14	8	3	2	—	1	—	—	—	—
<b>42</b>	<b>Wholesale trade .....</b>	<b>10 948</b>	<b>87 648</b>	<b>370 030</b>	<b>770</b>	<b>346</b>	<b>157</b>	<b>135</b>	<b>89</b>	<b>26</b>	<b>15</b>	<b>1</b>	<b>1</b>	<b>—</b>
421	Wholesale trade, durable goods .....	6 584	54 628	232 278	522	235	106	96	61	15	8	1	—	—
4211	Motor vehicle, motor vehicle pt & supply whsle .	1 134	7 334	33 070	64	29	12	11	5	4	3	—	—	—
42111	Automobile & other motor vehicle whsle .	521	3 577	16 488	21	10	2	3	2	3	1	—	—	—
421110	Automobile & other motor vehicle whsle ...	521	3 577	16 488	21	10	2	3	2	3	1	—	—	—
42112	Motor vehicle supplies & new parts whsle ...	377	2 472	10 779	31	15	9	4	1	1	1	—	—	—
421120	Motor vehicle supplies & new parts whsle ...	377	2 472	10 779	31	15	9	4	1	1	1	—	—	—
42114	Motor vehicle parts (used) whsle .....	(C)	(D)	(D)	10	2	1	4	2	—	1	—	—	—
4212	Furniture & home furnishing whsle .....	365	2 698	12 669	19	6	3	7	2	—	1	—	—	—
42122	Home furnishing whsle .....	310	2 312	10 716	12	3	1	5	2	—	1	—	—	—
421220	Home furnishing whsle .....	310	2 312	10 716	12	3	1	5	2	—	1	—	—	—

Note: Employment-size classes are indicated as follows: A—0 to 19; B—20 to 99; C—100 to 249; E—250 to 499; F—500 to 999; G—1,000 to 2,499; H—2,500 to 4,999; I—5,000 to 9,999; J—10,000 to 24,999; K—25,000 to 49,999; L—50,000 to 99,999; M—100,000 or more.

**Table 6. Counties—Employees, Payroll, and Establishments by Industry: 1999—Con.**

[Excludes most government employees, railroad employees, and self-employed persons. Size class 1 to 4 includes establishments with payroll, but no employees, during mid-March pay period. (D) denotes figures withheld to avoid disclosing data for individual companies; the data are included in broader industry totals. Detailed industries with 100 or more employees are shown if industry was not a (D). For explanation of terms, abbreviations, and data reliability/comparability, see introductory text]

NAICS code	Industry	Number of employees for week including March 12	Payroll (\$1,000)		Total number of establishments	Number of establishments by employment-size class									
			First quarter	Annual		1 to 4	5 to 9	10 to 19	20 to 49	50 to 99	100 to 249	250 to 499	500 to 999	1,000 or more	
<b>SPOKANE—Con.</b>															
<b>42</b>	<b>Wholesale trade—Con.</b>														
421	Wholesale trade, durable goods—Con.														
4213	Lumber & other construction materials whsle . . .	500	4 073	17 037	42	20	7	7	5	3	—	—	—	—	
42131	Lumber, plywood, millwork & wood panel whsle . . . . .	401	3 274	13 951	23	7	4	5	4	3	—	—	—	—	
421310	Lumber, plywood, millwork & wood panel whsle . . . . .	401	3 274	13 951	23	7	4	5	4	3	—	—	—	—	
4214	Professional & commercial equip & supp whsle . . .	1 144	10 680	43 398	74	33	15	15	7	2	1	1	—	—	
42142	Office equipment whsle . . . . .	416	3 534	15 074	16	3	4	4	2	2	1	—	—	—	
421420	Office equipment whsle . . . . .	416	3 534	15 074	16	3	4	4	2	2	1	—	—	—	
42143	Computer & peripheral equip & software whsle . . . . .	428	4 374	17 557	18	9	4	2	2	—	—	1	—	—	
421430	Computer & peripheral equip & software whsle . . . . .	428	4 374	17 557	18	9	4	2	2	—	—	1	—	—	
42144	Other commercial equipment whsle . . . . .	118	773	3 610	19	8	6	5	—	—	—	—	—	—	
421440	Other commercial equipment whsle . . . . .	118	773	3 610	19	8	6	5	—	—	—	—	—	—	
42145	Medical, dental, hospital equip & supp whsle . . . . .	106	1 533	5 117	13	9	1	1	2	—	—	—	—	—	
421450	Medical, dental, hospital equip & supp whsle . . . . .	106	1 533	5 117	13	9	1	1	2	—	—	—	—	—	
4215	Metal & mineral (except petroleum) whsle . . . . .	286	2 235	10 414	22	8	4	5	4	1	—	—	—	—	
42151	Metal service centers & offices whsle . . . . .	(E)	(D)	(D)	21	8	4	5	3	1	—	—	—	—	
4216	Electrical goods whsle . . . . .	628	5 756	26 268	62	32	10	10	8	1	1	—	—	—	
42161	Elec equip, wiring supp, const material whsle . . . . .	283	2 512	10 500	27	13	4	4	5	1	—	—	—	—	
421610	Elec equip, wiring supp, const material whsle . . . . .	283	2 512	10 500	27	13	4	4	5	1	—	—	—	—	
42162	Electric appliance, TV, radio set whsle . . . . .	100	781	4 494	9	4	—	4	1	—	—	—	—	—	
421620	Electric appliance, TV, radio set whsle . . . . .	100	781	4 494	9	4	—	4	1	—	—	—	—	—	
42169	Other electronic parts & equipment whsle . . . . .	245	2 463	11 274	26	15	6	2	2	—	1	—	—	—	
421690	Other electronic parts & equipment whsle . . . . .	245	2 463	11 274	26	15	6	2	2	—	1	—	—	—	
4217	Hardware, plumb & heating equip & sup whsle . . . . .	560	4 635	19 551	42	21	8	6	5	1	1	—	—	—	
42171	Hardware whsle . . . . .	376	2 859	11 935	16	8	1	2	3	1	1	—	—	—	
421710	Hardware whsle . . . . .	376	2 859	11 935	16	8	1	2	3	1	1	—	—	—	
42173	Warm air heating & AC equip & supplies whsle . . . . .	103	1 072	4 346	14	6	5	2	1	—	—	—	—	—	
421730	Warm air heating & AC equip & supplies whsle . . . . .	103	1 072	4 346	14	6	5	2	1	—	—	—	—	—	
4218	Machinery, equipment & supplies whsle . . . . .	1 442	13 947	55 089	139	62	28	27	19	2	1	—	—	—	
42181	Const & mining (exc petroleum) equip whsle . . . . .	411	4 221	15 588	20	5	2	7	4	1	1	—	—	—	
421810	Const & mining (exc petroleum) equip whsle . . . . .	411	4 221	15 588	20	5	2	7	4	1	1	—	—	—	
42182	Farm & garden machinery & equipment whsle . . . . .	106	860	3 419	12	5	1	4	2	—	—	—	—	—	
421820	Farm & garden machinery & equipment whsle . . . . .	106	860	3 419	12	5	1	4	2	—	—	—	—	—	
42183	Industrial machinery & equipment whsle . . . . .	420	3 785	15 112	59	29	14	12	4	—	—	—	—	—	
421830	Industrial machinery & equipment whsle . . . . .	420	3 785	15 112	59	29	14	12	4	—	—	—	—	—	
42184	Industrial supplies whsle . . . . .	276	2 536	10 551	18	4	6	3	4	1	—	—	—	—	
421840	Industrial supplies whsle . . . . .	276	2 536	10 551	18	4	6	3	4	1	—	—	—	—	
42185	Service establishment equip & supplies whsle . . . . .	142	916	3 951	23	14	5	1	3	—	—	—	—	—	
421850	Service establishment equip & supplies whsle . . . . .	142	916	3 951	23	14	5	1	3	—	—	—	—	—	
4219	Miscellaneous durable goods whsle . . . . .	525	3 270	14 782	58	24	19	8	6	1	—	—	—	—	
42191	Sporting & recreational goods & supply whsle . . . . .	131	772	3 524	12	5	3	3	—	1	—	—	—	—	
421910	Sporting & recreational goods & supply whsle . . . . .	131	772	3 524	12	5	3	3	—	1	—	—	—	—	
42193	Recyclable material whsle . . . . .	152	969	4 134	17	4	9	2	2	—	—	—	—	—	
421930	Recyclable material whsle . . . . .	152	969	4 134	17	4	9	2	2	—	—	—	—	—	
42199	Other miscellaneous durable goods whsle . . . . .	162	1 115	5 228	20	10	5	3	2	—	—	—	—	—	
421990	Other miscellaneous durable goods whsle . . . . .	162	1 115	5 228	20	10	5	3	2	—	—	—	—	—	
422	Wholesale trade, nondurable goods . . . . .	4 364	33 020	137 752	248	111	51	39	28	11	7	—	1	—	
4221	Paper & paper product whsle . . . . .	260	1 845	7 454	29	12	9	4	4	—	—	—	—	—	
42212	Stationery & office supplies whsle . . . . .	160	905	3 612	18	10	2	3	3	—	—	—	—	—	
422120	Stationery & office supplies whsle . . . . .	160	905	3 612	18	10	2	3	3	—	—	—	—	—	
4222	Drugs & druggists' sundries whsle . . . . .	191	1 766	6 590	15	6	4	3	1	1	—	—	—	—	
42221	Drugs & druggists' sundries whsle . . . . .	191	1 766	6 590	15	6	4	3	1	1	—	—	—	—	
422210	Drugs & druggists' sundries whsle . . . . .	191	1 766	6 590	15	6	4	3	1	1	—	—	—	—	
4224	Grocery & related product whsle . . . . .	2 532	19 404	81 161	76	24	15	15	10	6	5	—	1	—	
42241	General line grocery whsle . . . . .	1 083	10 455	42 234	12	—	4	3	2	—	2	—	1	—	
422410	General line grocery whsle . . . . .	1 083	10 455	42 234	12	—	4	3	2	—	2	—	1	—	
42245	Confectionery whsle . . . . .	249	1 316	5 757	6	2	2	1	—	—	—	—	—	—	
422450	Confectionery whsle . . . . .	249	1 316	5 757	6	2	2	1	—	—	—	—	—	—	
42247	Meat & meat product whsle . . . . .	188	1 020	2 937	7	2	1	1	2	—	—	—	—	—	
422470	Meat & meat product whsle . . . . .	188	1 020	2 937	7	2	1	1	2	—	—	—	—	—	
42248	Fresh fruit & vegetable whsle . . . . .	348	2 140	9 384	6	2	1	—	—	2	1	—	—	—	
422480	Fresh fruit & vegetable whsle . . . . .	348	2 140	9 384	6	2	1	—	—	2	1	—	—	—	
42249	Other grocery & related products whsle . . . . .	512	3 463	15 879	28	9	4	8	4	2	1	—	—	—	
422490	Other grocery & related products whsle . . . . .	512	3 463	15 879	28	9	4	8	4	2	1	—	—	—	
4225	Farm product raw material whsle . . . . .	110	621	3 132	10	7	—	1	1	1	—	—	—	—	
4226	Chemical & allied products whsle . . . . .	163	1 476	6 008	18	10	4	2	1	1	—	—	—	—	
42269	Other chemical & allied products whsle . . . . .	146	1 340	5 495	12	5	3	2	1	1	—	—	—	—	
422690	Other chemical & allied products whsle . . . . .	146	1 340	5 495	12	5	3	2	1	1	—	—	—	—	
4227	Petroleum & petroleum products whsle . . . . .	204	1 782	7 330	20	10	5	4	—	1	—	—	—	—	
42271	Petroleum bulk stations & terminals . . . . .	158	1 437	5 535	12	5	3	3	—	1	—	—	—	—	
422710	Petroleum bulk stations & terminals . . . . .	158	1 437	5 535	12	5	3	3	—	1	—	—	—	—	
4228	Beer, wine, distilled alcoholic beverage whsle . . . . .	301	2 148	9 567	11	4	1	2	2	1	1	—	—	—	
42281	Beer & ale whsle . . . . .	(C)	(D)	(D)	4	2	—	—	—	1	1	—	—	—	
42282	Wine & distilled alcoholic beverage whsle . . . . .	(C)	(D)	(D)	7	2	1	2	2	—	—	—	—	—	

Note: Employment-size classes are indicated as follows: A—0 to 19; B—20 to 99; C—100 to 249; E—250 to 499; F—500 to 999; G—1,000 to 2,499; H—2,500 to 4,999; I—5,000 to 9,999; J—10,000 to 24,999; K—25,000 to 49,999; L—50,000 to 99,999; M—100,000 or more.

**Table 6. Counties—Employees, Payroll, and Establishments by Industry: 1999—Con.**

[Excludes most government employees, railroad employees, and self-employed persons. Size class 1 to 4 includes establishments with payroll, but no employees, during mid-March pay period. (D) denotes figures withheld to avoid disclosing data for individual companies; the data are included in broader industry totals. Detailed industries with 100 or more employees are shown if industry was not a (D). For explanation of terms, abbreviations, and data reliability/comparability, see introductory text]

NAICS code	Industry	Number of employees for week including March 12	Payroll (\$1,000)		Total number of establishments	Number of establishments by employment-size class									
			First quarter	Annual		1 to 4	5 to 9	10 to 19	20 to 49	50 to 99	100 to 249	250 to 499	500 to 999	1,000 or more	
<b>SPOKANE—Con.</b>															
<b>42 Wholesale trade—Con.</b>															
<b>422 Wholesale trade, nondurable goods—Con.</b>															
4229	Miscellaneous nondurable goods whsle .....	561	3 786	15 660	61	32	13	7	8	—	1	—	—	—	
422910	Farm supplies whsle .....	151	970	3 940	14	2	6	4	2	—	—	—	—	—	
422910	Farm supplies whsle .....	151	970	3 940	14	2	6	4	2	—	—	—	—	—	
42299	Tobacco & tobacco product whsle .....	(C)	(D)	(D)	3	—	1	1	—	—	1	—	—	—	
422990	Other miscellaneous nondurable goods whsle .....	107	841	2 981	26	19	4	2	1	—	—	—	—	—	
422990	Other miscellaneous nondurable goods whsle .....	107	841	2 981	26	19	4	2	1	—	—	—	—	—	
<b>44-45</b>	<b>Retail trade .....</b>	<b>23 868</b>	<b>113 342</b>	<b>494 869</b>	<b>1 721</b>	<b>716</b>	<b>504</b>	<b>260</b>	<b>137</b>	<b>64</b>	<b>32</b>	<b>8</b>	—	—	
441	Motor vehicle & parts dealers .....	3 453	25 431	111 819	227	71	67	48	28	10	2	1	—	—	
4411	Automobile dealers .....	2 107	17 097	76 136	92	40	18	10	11	10	2	1	—	—	
44111	New car dealers .....	1 814	14 987	66 443	33	4	4	2	10	10	2	1	—	—	
441110	New car dealers .....	1 814	14 987	66 443	33	4	4	2	10	10	2	1	—	—	
44112	Used car dealers .....	293	2 110	9 693	59	36	14	8	1	—	—	—	—	—	
441120	Used car dealers .....	293	2 110	9 693	59	36	14	8	1	—	—	—	—	—	
4412	Other motor vehicle dealers .....	276	1 632	9 825	27	9	9	5	4	—	—	—	—	—	
44121	Recreational vehicle dealers .....	125	799	4 491	10	4	2	2	2	—	—	—	—	—	
441210	Recreational vehicle dealers .....	125	799	4 491	10	4	2	2	2	—	—	—	—	—	
44122	Motorcycle & boat & other MV dealers .....	151	833	5 334	17	5	7	3	2	—	—	—	—	—	
4413	Automotive parts, accessories & tire stores .....	1 070	6 702	25 858	108	22	40	33	13	—	—	—	—	—	
44131	Automotive parts, accessories & tire stores .....	655	3 520	14 401	70	17	28	18	7	—	—	—	—	—	
441310	Automotive parts, accessories & tire stores .....	655	3 520	14 401	70	17	28	18	7	—	—	—	—	—	
44132	Tire dealers .....	415	3 182	11 457	38	5	12	15	6	—	—	—	—	—	
441320	Tire dealers .....	415	3 182	11 457	38	5	12	15	6	—	—	—	—	—	
442	Furniture & home furnishing stores .....	785	4 453	20 124	110	52	30	23	5	—	—	—	—	—	
4421	Furniture stores .....	386	2 173	9 777	43	18	10	11	4	—	—	—	—	—	
44211	Furniture stores .....	386	2 173	9 777	43	18	10	11	4	—	—	—	—	—	
442110	Furniture stores .....	386	2 173	9 777	43	18	10	11	4	—	—	—	—	—	
4422	Home furnishings stores .....	399	2 280	10 347	67	34	20	12	1	—	—	—	—	—	
44221	Floor covering stores .....	233	1 569	7 260	35	14	12	9	—	—	—	—	—	—	
442210	Floor covering stores .....	233	1 569	7 260	35	14	12	9	—	—	—	—	—	—	
44229	Other home furnishings stores .....	166	711	3 087	32	20	8	3	1	—	—	—	—	—	
442299	All other home furnishings stores .....	156	654	2 782	27	16	7	3	1	—	—	—	—	—	
443	Electronics & appliance stores .....	703	3 798	17 651	82	38	27	10	3	4	—	—	—	—	
4431	Electronics & appliance stores .....	703	3 798	17 651	82	38	27	10	3	4	—	—	—	—	
44311	Appliance, TV & all other electronics stores .....	445	2 551	12 761	51	27	14	4	3	3	—	—	—	—	
443111	Household appliance stores .....	104	392	1 846	19	12	4	2	1	—	—	—	—	—	
443112	Radio, television & other electronics stores .....	341	2 159	10 915	32	15	10	2	2	3	—	—	—	—	
44312	Computer & software stores .....	(C)	(D)	(D)	28	10	11	6	—	1	—	—	—	—	
444	Bldg material & garden equip & supp dealers .....	2 353	13 304	60 223	172	67	46	29	19	6	5	—	—	—	
4441	Building material & supplies dealers .....	2 052	12 067	53 208	142	54	40	23	15	5	5	—	—	—	
44411	Home centers .....	722	3 537	16 620	12	1	2	2	2	1	4	—	—	—	
444110	Home centers .....	722	3 537	16 620	12	1	2	2	2	1	4	—	—	—	
44413	Hardware stores .....	113	477	2 095	17	8	5	2	2	—	—	—	—	—	
444130	Hardware stores .....	113	477	2 095	17	8	5	2	2	—	—	—	—	—	
44419	Other building material dealers .....	1 146	7 645	32 771	97	36	27	18	11	4	1	—	—	—	
444190	Other building material dealers .....	1 146	7 645	32 771	97	36	27	18	11	4	1	—	—	—	
4442	Lawn & garden equip & supplies stores .....	301	1 237	7 015	30	13	6	6	4	1	—	—	—	—	
44422	Nursery & garden centers .....	224	906	4 922	24	10	6	6	1	1	—	—	—	—	
444220	Nursery & garden centers .....	224	906	4 922	24	10	6	6	1	1	—	—	—	—	
445	Food & beverage stores .....	4 037	18 650	76 911	181	79	37	18	10	30	7	—	—	—	
4451	Grocery stores .....	3 768	17 599	71 996	113	32	22	13	9	30	7	—	—	—	
44511	Grocery (except convenience) stores .....	3 692	17 389	71 050	93	19	16	12	9	30	7	—	—	—	
445110	Grocery (except convenience) stores .....	3 692	17 389	71 050	93	19	16	12	9	30	7	—	—	—	
4452	Specialty food stores .....	209	768	3 628	49	33	10	5	1	—	—	—	—	—	
44529	Other specialty food stores .....	173	655	3 092	37	24	7	5	1	—	—	—	—	—	
446	Health & personal care stores .....	1 171	5 989	24 012	126	46	44	19	16	1	—	—	—	—	
4461	Health & personal care stores .....	1 171	5 989	24 012	126	46	44	19	16	1	—	—	—	—	
44611	Pharmacies & drug stores .....	654	3 954	15 767	46	8	13	10	15	—	—	—	—	—	
446110	Pharmacies & drug stores .....	654	3 954	15 767	46	8	13	10	15	—	—	—	—	—	
44612	Cosmetics, beauty supplies & perfume stores .....	102	196	917	12	2	6	4	—	—	—	—	—	—	
446120	Cosmetics, beauty supplies & perfume stores .....	102	196	917	12	2	6	4	—	—	—	—	—	—	
44613	Optical goods stores .....	127	596	2 467	29	19	7	3	—	—	—	—	—	—	
446130	Optical goods stores .....	127	596	2 467	29	19	7	3	—	—	—	—	—	—	
44619	Other health & personal care stores .....	288	1 243	4 861	39	17	18	2	1	1	—	—	—	—	
446199	All other health & personal care stores .....	198	996	3 850	20	10	6	2	1	1	—	—	—	—	
447	Gasoline stations .....	1 217	3 816	16 389	149	50	66	24	7	2	—	—	—	—	
4471	Gasoline stations .....	1 217	3 816	16 389	149	50	66	24	7	2	—	—	—	—	
44711	Gasoline stations with convenience stores .....	744	2 179	9 453	95	31	44	15	4	1	—	—	—	—	
447110	Gasoline stations with convenience stores .....	744	2 179	9 453	95	31	44	15	4	1	—	—	—	—	
44719	Other gasoline stations .....	473	1 637	6 936	54	19	22	9	3	1	—	—	—	—	
447190	Other gasoline stations .....	473	1 637	6 936	54	19	22	9	3	1	—	—	—	—	

Note: Employment-size classes are indicated as follows: A—0 to 19; B—20 to 99; C—100 to 249; E—250 to 499; F—500 to 999; G—1,000 to 2,499; H—2,500 to 4,999; I—5,000 to 9,999; J—10,000 to 24,999; K—25,000 to 49,999; L—50,000 to 99,999; M—100,000 or more.

**Table 6. Counties—Employees, Payroll, and Establishments by Industry: 1999—Con.**

[Excludes most government employees, railroad employees, and self-employed persons. Size class 1 to 4 includes establishments with payroll, but no employees, during mid-March pay period. (D) denotes figures withheld to avoid disclosing data for individual companies; the data are included in broader industry totals. Detailed industries with 100 or more employees are shown if industry was not a (D). For explanation of terms, abbreviations, and data reliability/comparability, see introductory text]

NAICS code	Industry	Number of employees for week including March 12	Payroll (\$1,000)		Total number of establishments	Number of establishments by employment-size class																		
			First quarter	Annual		1 to 4	5 to 9	10 to 19	20 to 49	50 to 99	100 to 249	250 to 499	500 to 999	1,000 or more										
<b>SPOKANE—Con.</b>																								
<b>44-45</b>	<b>Retail trade—Con.</b>																							
448	Clothing & clothing accessories stores . . . . .	1 921	6 126	28 339	213	85	81	32	13	1	—	1	—	—	—	—	—	—	—					
4481	Clothing stores . . . . .	1 473	4 270	20 159	130	46	43	27	12	1	—	1	—	1	—	—	—	—	—					
44811	Men's clothing stores . . . . .	122	507	2 381	17	4	9	3	1	—	—	—	—	—	—	—	—	—	—					
448110	Men's clothing stores . . . . .	122	507	2 381	17	4	9	3	1	—	—	—	—	—	—	—	—	—	—					
44812	Women's clothing stores . . . . .	234	545	2 455	40	20	12	7	1	—	—	—	—	—	—	—	—	—	—					
448120	Women's clothing stores . . . . .	234	545	2 455	40	20	12	7	1	—	—	—	—	—	—	—	—	—	—					
44814	Family clothing stores . . . . .	875	2 628	12 661	34	8	6	9	9	1	—	1	—	1	—	—	—	—	—					
448140	Family clothing stores . . . . .	875	2 628	12 661	34	8	6	9	9	1	—	1	—	1	—	—	—	—	—					
44819	Other clothing stores . . . . .	152	378	1 828	24	9	8	6	1	—	—	—	—	—	—	—	—	—	—					
448190	Other clothing stores . . . . .	152	378	1 828	24	9	8	6	1	—	—	—	—	—	—	—	—	—	—					
4482	Shoe stores . . . . .	203	696	3 046	49	32	15	2	—	—	—	—	—	—	—	—	—	—	—					
44821	Shoe stores . . . . .	203	696	3 046	49	32	15	2	—	—	—	—	—	—	—	—	—	—	—					
448210	Shoe stores . . . . .	203	696	3 046	49	32	15	2	—	—	—	—	—	—	—	—	—	—	—					
4483	Jewelry, luggage & leather goods stores . . . . .	245	1 160	5 134	34	7	23	3	1	—	—	—	—	—	—	—	—	—	—					
44831	Jewelry stores . . . . .	(C)	(D)	(D)	32	6	22	3	1	—	—	(D)	—	—	—	—	—	—	—					
451	Sporting goods, hobby, book & music stores . . . . .	1 478	4 661	19 259	152	75	36	20	17	4	—	—	—	—	—	—	—	—	—					
4511	Sporting goods, hobby, musical instrument stores . . . . .	1 039	3 577	14 922	113	56	25	18	12	2	—	—	—	—	—	—	—	—	—					
45111	Sporting goods stores . . . . .	641	2 252	9 301	62	27	17	10	6	2	—	—	—	—	—	—	—	—	—					
451110	Sporting goods stores . . . . .	641	2 252	9 301	62	27	17	10	6	2	—	—	—	—	—	—	—	—	—					
45112	Hobby, toy & game stores . . . . .	177	578	2 389	26	18	4	2	2	—	—	—	—	—	—	—	—	—	—					
451120	Hobby, toy & game stores . . . . .	177	578	2 389	26	18	4	2	2	—	—	—	—	—	—	—	—	—	—					
45113	Sewing, needlework & piece goods stores . . . . .	159	377	1 530	16	7	1	5	3	—	—	—	—	—	—	—	—	—	—					
451130	Sewing, needlework & piece goods stores . . . . .	159	377	1 530	16	7	1	5	3	—	—	—	—	—	—	—	—	—	—					
4512	Book, periodical & music stores . . . . .	439	1 084	4 337	39	19	11	2	5	2	—	—	—	—	—	—	—	—	—					
45121	Book stores & news dealers . . . . .	207	473	1 950	24	12	7	2	3	—	—	—	—	—	—	—	—	—	—					
45122	Prerecorded tape, CD & record stores . . . . .	232	611	2 387	15	7	4	—	2	2	—	—	—	—	—	—	—	—	—					
451220	Prerecorded tape, CD & record stores . . . . .	232	611	2 387	15	7	4	—	2	2	—	—	—	—	—	—	—	—	—					
452	General merchandise stores . . . . .	4 387	16 017	72 017	34	2	1	2	3	5	16	5	—	—	—	—	—	—	—					
4521	Department stores . . . . .	2 888	9 855	41 893	19	—	—	—	—	3	14	2	—	—	—	—	—	—	—					
45211	Department stores . . . . .	2 888	9 855	41 893	19	—	—	—	—	3	14	2	—	—	—	—	—	—	—					
452110	Department stores . . . . .	2 888	9 855	41 893	19	—	—	—	—	3	14	2	—	—	—	—	—	—	—					
4529	Other general merchandise stores . . . . .	1 499	6 162	30 124	15	2	1	2	3	2	2	3	—	—	—	—	—	—	—					
45291	Warehouse clubs & superstores . . . . .	(G)	(D)	(D)	5	—	—	—	—	—	2	3	—	—	—	—	—	—	—					
45299	All other general merchandise stores . . . . .	(E)	(D)	(D)	10	2	1	2	3	2	—	—	—	—	—	—	—	—	—					
453	Miscellaneous store retailers . . . . .	1 575	5 655	24 469	207	108	57	27	13	1	1	—	—	—	—	—	—	—	—					
4531	Florists . . . . .	103	260	1 086	23	13	8	2	—	—	—	—	—	—	—	—	—	—	—					
45311	Florists . . . . .	103	260	1 086	23	13	8	2	—	—	—	—	—	—	—	—	—	—	—					
453110	Florists . . . . .	103	260	1 086	23	13	8	2	—	—	—	—	—	—	—	—	—	—	—					
4532	Office supplies, stationery & gift stores . . . . .	543	1 991	8 376	59	23	22	7	6	1	—	—	—	—	—	—	—	—	—					
45321	Office supplies & stationery stores . . . . .	242	1 257	5 175	16	2	8	1	5	—	—	—	—	—	—	—	—	—	—					
453210	Office supplies & stationery stores . . . . .	242	1 257	5 175	16	2	8	1	5	—	—	—	—	—	—	—	—	—	—					
45322	Gift, novelty & souvenir stores . . . . .	301	734	3 201	43	21	14	6	1	1	—	—	—	—	—	—	—	—	—					
453220	Gift, novelty & souvenir stores . . . . .	301	734	3 201	43	21	14	6	1	1	—	—	—	—	—	—	—	—	—					
4533	Used merchandise stores . . . . .	408	1 237	5 428	37	24	5	3	4	—	1	—	—	—	—	—	—	—	—					
45331	Used merchandise stores . . . . .	408	1 237	5 428	37	24	5	3	4	—	1	—	—	—	—	—	—	—	—					
453310	Used merchandise stores . . . . .	408	1 237	5 428	37	24	5	3	4	—	1	—	—	—	—	—	—	—	—					
4539	Other miscellaneous store retailers . . . . .	521	2 167	9 579	88	48	22	15	3	—	—	—	—	—	—	—	—	—	—					
45391	Pet & pet supplies stores . . . . .	167	598	2 497	14	4	3	5	2	—	—	—	—	—	—	—	—	—	—					
453910	Pet & pet supplies stores . . . . .	167	598	2 497	14	4	3	5	2	—	—	—	—	—	—	—	—	—	—					
45399	All other miscellaneous store retailers . . . . .	252	1 007	4 527	56	35	13	8	—	—	—	—	—	—	—	—	—	—	—					
453998	All other misc store retailers (exc tobacco) . . . . .	229	842	3 731	47	27	13	7	—	—	—	—	—	—	—	—	—	—	—					
454	Nonstore retailers . . . . .	788	5 442	23 656	68	43	12	8	3	—	1	1	—	—	—	—	—	—	—					
4541	Electronic shopping & mail-order houses . . . . .	416	3 467	14 935	16	10	2	2	1	—	—	1	—	—	—	—	—	—	—					
45411	Electronic shopping & mail-order houses . . . . .	416	3 467	14 935	16	10	2	2	1	—	—	1	—	—	—	—	—	—	—					
454110	Electronic shopping & mail-order houses . . . . .	416	3 467	14 935	16	10	2	2	1	—	—	1	—	—	—	—	—	—	—					
4543	Direct selling establishments . . . . .	325	1 669	7 535	44	29	8	4	2	—	1	—	—	—	—	—	—	—	—					
45431	Fuel dealers . . . . .	183	1 034	4 500	9	3	3	1	1	—	1	—	—	—	—	—	—	—	—					
454311	Heating oil dealers . . . . .	159	906	3 995	6	3	—	1	1	—	1	—	—	—	—	—	—	—	—					
45439	Other direct selling establishments . . . . .	142	635	3 035	35	26	5	3	1	—	—	—	—	—	—	—	—	—	—					
454390	Other direct selling establishments . . . . .	142	635	3 035	35	26	5	3	1	—	—	—	—	—	—	—	—	—	—					
<b>48-49</b>	<b>Transportation &amp; warehousing . . . . .</b>											<b>4 413</b>	<b>28 494</b>	<b>118 740</b>	<b>232</b>	<b>104</b>	<b>35</b>	<b>38</b>	<b>41</b>	<b>8</b>	<b>3</b>	<b>2</b>	<b>1</b>	<b>—</b>
481	Air transportation . . . . .	513	3 174	13 030	13	5	1	—	5	1	—	1	—	1	—	—	—	—	—					
4811	Scheduled air transportation . . . . .	465	2 801	11 353	8	2	—	—	4	1	—	1	—	1	—	—	—	—	—					
48111	Scheduled air transportation . . . . .	465	2 801	11 353	8	2	—	—	4	1	—	1	—	1	—	—	—	—	—					
481111	Scheduled passenger air transportation . . . . .	465	2 801	11 353	8	2	—	—	4	1	—	1	—	1	—	—	—	—	—					
484	Truck transportation . . . . .	2 284	17 895	77 210	138	68	19	27	19	3	1	—	1	—	—	—	—	—	—					
4841	General freight trucking . . . . .	1 845	15 247	63 857	79	35	10	15	15	2	1	—	1	—	—	—	—	—	—					
48411	General freight trucking, local . . . . .	230	1 646	7 340	21	8	3	6	4	—	—	—	—	—	—	—	—	—	—					
484110	General freight trucking,																							

**Table 6. Counties—Employees, Payroll, and Establishments by Industry: 1999—Con.**

[Excludes most government employees, railroad employees, and self-employed persons. Size class 1 to 4 includes establishments with payroll, but no employees, during mid-March pay period. (D) denotes figures withheld to avoid disclosing data for individual companies; the data are included in broader industry totals. Detailed industries with 100 or more employees are shown if industry was not a (D). For explanation of terms, abbreviations, and data reliability/comparability, see introductory text]

NAICS code	Industry	Number of employees for week including March 12	Payroll (\$1,000)		Total number of establishments	Number of establishments by employment-size class																				
			First quarter	Annual		1 to 4	5 to 9	10 to 19	20 to 49	50 to 99	100 to 249	250 to 499	500 to 999	1,000 or more												
<b>SPOKANE—Con.</b>																										
<b>48-49 Transportation &amp; warehousing—Con.</b>																										
485	Transit & ground passenger transportation .....	561	1 683	6 815	18	3	6	3	5	—	—	1	—	—												
4854	School & employee bus transportation .....	(E)	(D)	(D)	2	—	—	—	1	—	—	1	—													
48541	School & employee bus transportation .....	(E)	(D)	(D)	2	—	—	—	1	—	—	1	—													
488	Transportation support activities .....	417	1 777	7 830	32	16	3	6	5	2	—	—	—													
4881	Air transportation support activities .....	(C)	(D)	(D)	5	1	—	1	2	1	—	—	—													
48811	Airport operations .....	141	534	2 451	3	—	—	—	2	1	—	—	—													
488119	Other airport operations .....	141	534	2 451	3	—	—	—	2	1	—	—	—													
4884	Road transportation support activities .....	166	752	3 183	11	5	—	4	1	1	—	—	—													
48841	Motor vehicle towing .....	(C)	(D)	(D)	8	4	—	3	—	1	—	—	—													
492	Couriers & messengers .....	537	3 197	11 193	22	8	4	2	4	2	2	—	—													
4921	Couriers .....	409	2 702	8 866	12	3	2	1	3	1	2	—	—													
49211	Couriers .....	409	2 702	8 866	12	3	2	1	3	1	2	—	—													
492110	Couriers .....	409	2 702	8 866	12	3	2	1	3	1	2	—	—													
4922	Local messengers & local delivery .....	128	495	2 327	10	5	2	1	1	1	—	—	—													
49221	Local messengers & local delivery .....	128	495	2 327	10	5	2	1	1	1	—	—	—													
492210	Local messengers & local delivery .....	128	495	2 327	10	5	2	1	1	1	—	—	—													
<b>51</b>	<b>Information .....</b>	<b>3 685</b>	<b>31 045</b>	<b>141 423</b>	<b>171</b>	<b>77</b>	<b>27</b>	<b>31</b>	<b>22</b>	<b>7</b>	<b>6</b>	<b>—</b>	<b>1</b>													
511	Publishing industries .....	1 036	8 309	33 868	39	25	4	7	2	—	—	—	1													
5111	Newspaper, periodical, book, database publishers .....	942	6 686	28 393	23	14	3	4	1	—	—	—	1													
51111	Newspaper publishers .....	(F)	(D)	(D)	8	4	1	2	—	—	—	—	1													
512	Motion picture & sound recording industries .....	266	924	3 759	20	9	1	6	4	—	—	—	—													
5121	Motion picture & video industries .....	(E)	(D)	(D)	18	7	1	6	4	—	—	—	—													
51213	Motion picture & video exhibition .....	(C)	(D)	(D)	10	2	—	6	2	—	—	—	—													
513	Broadcasting & telecommunications .....	2 083	19 165	92 074	88	28	19	16	14	6	5	—	—													
5131	Radio & television broadcasting .....	750	6 100	30 874	18	4	3	2	3	4	2	—	—													
51311	Radio broadcasting .....	340	2 293	13 773	12	2	3	2	2	3	—	—	—													
513112	Radio stations .....	340	2 293	13 773	12	2	3	2	2	3	—	—	—													
51312	Television broadcasting .....	410	3 807	17 101	6	2	—	—	1	1	2	—	—													
513120	Television broadcasting .....	410	3 807	17 101	6	2	—	—	1	1	2	—	—													
5132	Cable networks & program distribution .....	224	1 634	7 493	8	2	2	3	—	—	1	—	—													
51322	Cable & other program distribution .....	(C)	(D)	(D)	7	2	2	2	—	—	1	—	—													
5133	Telecommunications .....	1 109	11 431	53 707	62	22	14	11	11	2	2	—	—													
51331	Wired telecommunications carriers .....	807	8 624	42 125	36	11	7	8	6	2	2	—	—													
513310	Wired telecommunications carriers .....	807	8 624	42 125	36	11	7	8	6	2	2	—	—													
51332	Wireless telecom carriers (exc satellite) .....	240	2 421	9 963	18	6	5	3	4	—	—	—	—													
513322	Cellular & other wireless telecommunications .....	155	2 055	8 545	13	4	5	2	2	—	—	—	—													
514	Information & data processing services .....	300	2 647	11 722	24	15	3	2	2	1	1	—	—													
5142	Data processing services .....	217	2 282	10 105	9	4	2	—	1	1	1	—	—													
51421	Data processing services .....	217	2 282	10 105	9	4	2	—	1	1	1	—	—													
514210	Data processing services .....	217	2 282	10 105	9	4	2	—	1	1	1	—	—													
<b>52</b>	<b>Finance &amp; insurance .....</b>	<b>10 560</b>	<b>103 984</b>	<b>411 840</b>	<b>811</b>	<b>456</b>	<b>180</b>	<b>93</b>	<b>53</b>	<b>11</b>	<b>9</b>	<b>7</b>	<b>2</b>													
522	Credit intermediation & related activities .....	5 342	46 929	182 411	339	115	121	62	28	3	7	2	1													
5221	Depository credit intermediation .....	3 533	28 680	110 657	184	45	78	38	13	3	5	1	1													
52211	Commercial banking .....	2 093	18 647	68 899	105	28	43	21	7	1	4	—	1													
522110	Commercial banking .....	2 093	18 647	68 899	105	28	43	21	7	1	4	—	1													
52212	Savings institutions .....	(F)	(D)	(D)	30	4	18	7	—	—	—	1	—													
52213	Credit unions .....	(F)	(D)	(D)	49	13	17	10	6	2	1	—	—													
5222	Nondepository credit intermediation .....	1 585	16 504	64 623	110	45	30	17	15	—	2	1	—													
52222	Sales financing .....	445	4 885	22 509	14	5	4	2	2	—	—	1	—													
522220	Sales financing .....	445	4 885	22 509	14	5	4	2	2	—	—	1	—													
52229	Other nondepository credit intermediation .....	1 140	11 619	42 114	96	40	26	15	13	—	2	—	—													
522292	Real estate credit .....	923	10 115	36 465	56	16	10	12	—	2	—	—	—													
522298	All oth nondepository credit intermediation .....	166	942	3 350	29	16	9	3	1	—	—	—	—													
5223	Activities related to credit intermediation .....	224	1 745	7 131	45	25	13	7	—	—	—	—	—													
52231	Mortgage & nonmortgage brokers .....	151	1 201	4 867	30	18	6	6	—	—	—	—	—													
522310	Mortgage & nonmortgage brokers .....	151	1 201	4 867	30	18	6	6	—	—	—	—	—													
523	Security, commodity contracts & like activity .....	796	14 881	59 438	122	88	12	9	10	3	—	—	—													
5231	Scrtcy & comdty contracts intermed & brokerage .....	541	11 546	43 506	73	51	5	8	7	2	—	—	—													
52312	Securities brokerage .....	459	9 635	35 860	58	40	4	7	5	2	—	—	—													
523120	Securities brokerage .....	459	9 635	35 860	58	40	4	7	5	2	—	—	—													
5239	Other financial investment activities .....	255	3 335	15 932	49	37	7	1	3	1	—	—	—													
52392	Portfolio management .....	104	2 192	10 289	15	11	2	—	1	1	—	—	—													
523920	Portfolio management .....	104	2 192	10 289	15	11	2	—	1	1	—	—	—													
524	Insurance carriers & related activities .....	4 422	42 174	169 991	350	253	47	22	15	5	2	5	1													
5241	Insurance carriers .....	3 375	32 812	134 977	95	55	11	8	9	4	2	5	1													
52411	Direct life, health, medical insurance carriers .....	2 174	22 906	89 976	27	8	5	3	5	1	1	3	1													
524113	Direct life insurance carriers .....	1 342	15 730	63 596	18	4	4	2	5	1	—	1	1													
524114	Direct health & medical insurance carriers .....	832	7 176	26 380	9	4	1	1	—	—	1	2	—													
52412	Other direct insurance carriers .....	(G)	(D)	(D)	67	46	6	5	4	3	1	2	—													
524126	Direct property & casualty insurance carriers .....	1 069	8 903	41 207	64	46	6	5	2	2	1	2	—													
5242	Agencies & other insurance related activities .....	1 047	9 362	35 014	255	198	36	14	6	1	—	—	—													
52421	Insurance agencies & brokerages .....	870	7 885	29 383	230	184	30	11	4	1	—	—	—													
524210	Insurance agencies & brokerages .....	870	7 885	29 383	230	184	30	11	4	1	—	—	—													
52429	Other insurance related activities .....	177	1 477	5 631	25	14	6	3	2	—	—	—	—													
524292	Insurance & pension funds, third party admin .....	112	981	3 711	13	4	5	3	1	—	—	—	—													

Note: Employment-size classes are indicated as follows: A—0 to 19; B—20 to 99; C—100 to 249; E—250 to 499; F—500 to 999; G—1,000 to 2,499; H—2,500 to 4,999; I—5,000 to 9,999; J—10,000 to 24,999; K—25,000 to 49,999; L—50,000 to 99,999; M—100,000 or more.

**Table 6. Counties—Employees, Payroll, and Establishments by Industry: 1999—Con.**

[Excludes most government employees, railroad employees, and self-employed persons. Size class 1 to 4 includes establishments with payroll, but no employees, during mid-March pay period. (D) denotes figures withheld to avoid disclosing data for individual companies; the data are included in broader industry totals. Detailed industries with 100 or more employees are shown if industry was not a (D). For explanation of terms, abbreviations, and data reliability/comparability, see introductory text]

NAICS code	Industry	Number of employees for week including March 12	Payroll (\$1,000)		Total number of establishments	Number of establishments by employment-size class									
			First quarter	Annual		1 to 4	5 to 9	10 to 19	20 to 49	50 to 99	100 to 249	250 to 499	500 to 999	1,000 or more	
<b>SPOKANE—Con.</b>															
<b>53</b>	<b>Real estate &amp; rental &amp; leasing</b>	<b>2 652</b>	<b>11 645</b>	<b>54 752</b>	<b>472</b>	<b>329</b>	<b>74</b>	<b>41</b>	<b>22</b>	<b>5</b>	<b>1</b>				
531	Real estate	1 892	7 898	35 803	366	277	47	23	13	5	1				
5311	Lessors of real estate	742	2 574	11 809	166	135	16	6	7	2					
53111	Lessors of residential buildings & dwellings	448	1 296	5 479	94	74	13	3	2	2					
531110	Lessors of residential buildings & dwellings	448	1 296	5 479	94	74	13	3	2	2					
53112	Lessors of nonres bldg (exc min Warehouses)	230	1 090	5 387	36	27	1	3	5						
531120	Lessors of nonres bldg (exc min Warehouses)	230	1 090	5 387	36	27	1	3	5						
5312	Offices of real estate agents & brokers	449	2 176	9 809	104	77	15	9	3						
53121	Offices of real estate agents & brokers	449	2 176	9 809	104	77	15	9	3						
531210	Offices of real estate agents & brokers	449	2 176	9 809	104	77	15	9	3						
5313	Activities related to real estate	701	3 148	14 185	96	65	16	8	3	3	1				
53131	Real estate property managers	560	2 195	10 122	48	30	6	5	3	3	1				
531311	Residential property managers	451	1 504	6 877	36	24	4	3	1	3	1				
531312	Nonresidential property managers	109	691	3 245	12	6	2	2	2						
532	Rental & leasing services	741	3 621	18 373	102	50	25	18	9						
5321	Automotive equipment rental & leasing	152	808	3 448	18	8	5	2	3						
53211	Passenger car rental & leasing	112	567	2 450	6		1	2	3						
532111	Passenger car rental	112	567	2 450	6		1	2	3						
5322	Consumer goods rental	367	1 374	5 630	50	28	7	11	4						
53223	Video tape & disc rental	200	426	1 669	29	14	5	10							
532230	Video tape & disc rental	200	426	1 669	29	14	5	10							
53229	Other consumer goods rental	116	800	3 111	9	6			3						
532291	Home health equipment rental	101	728	2 845	3				3						
5324	Commercial, industrial equip rental & leasing	176	1 189	8 026	21	7	7	5	2						
<b>54</b>	<b>Professional, scientific &amp; technical services</b>	<b>6 397</b>	<b>52 276</b>	<b>247 886</b>	<b>1 009</b>	<b>687</b>	<b>163</b>	<b>90</b>	<b>57</b>	<b>5</b>	<b>7</b>				
541	Professional, scientific & technical services	6 397	52 276	247 886	1 009	687	163	90	57	5	7				
5411	Legal services	1 763	16 467	78 241	315	220	48	30	14	1	2				
54111	Offices of lawyers	1 661	15 721	75 317	308	216	47	30	12	1	2				
541110	Offices of lawyers	1 661	15 721	75 317	308	216	47	30	12	1	2				
54119	Other legal services	102	746	2 924	7	4	1		2						
5412	Accounting, tax prep, bookkeep, payroll services	1 053	6 644	29 360	146	110	14	9	9	2	2				
54121	Accounting, tax prep, bookkeep, payroll services	1 053	6 644	29 360	146	110	14	9	9	2	2				
541211	Offices of certified public accountants	602	4 684	20 345	78	51	10	8	7	2					
541219	Other accounting services	262	1 335	6 751	54	49	3		1		1				
5413	Architectural, engineering & related services	1 249	13 281	51 035	174	110	26	21	16		1				
54131	Architectural services	304	3 011	12 462	44	30	6	4	4						
541310	Architectural services	304	3 011	12 462	44	30	6	4	4						
54133	Engineering services	714	7 002	32 493	89	48	15	15	11						
541330	Engineering services	714	7 002	32 493	89	48	15	15	11						
54137	Surveying, mapping (exc geophysical) services	111	2 576	2 912	9	8					1				
541370	Surveying, mapping (exc geophysical) services	111	2 576	2 912	9	8					1				
5414	Specialized design services	136	471	2 136	22	14	5	2		1					
5415	Computer systems design & related services	600	7 251	45 277	82	57	8	11	5		1				
54151	Computer systems design & related services	600	7 251	45 277	82	57	8	11	5		1				
541512	Computer systems design services	216	2 254	9 493	35	23	4	4	4						
5416	Management, sci & tech consulting services	305	2 758	11 436	88	72	7	6	3						
54161	Management consulting services	258	2 470	9 977	70	57	6	4	3						
541611	Admin & gen management consulting services	173	1 911	6 694	29	22	2	2	3						
5418	Advertising & related services	436	2 176	12 414	63	36	20	3	3	1					
54181	Advertising agencies	120	966	5 622	25	16	6	2	1						
541810	Advertising agencies	120	966	5 622	25	16	6	2	1						
54189	Other services related to advertising	203	396	2 095	20	11	6	1	1	1					
541890	Other services related to advertising	203	396	2 095	20	11	6	1	1	1					
5419	Oth professional, scientific, technical services	791	2 932	13 964	109	62	33	7	6		1				
54191	Marketing research & public opinion polling	235	536	2 450	5	1	1	1	1		1				
541910	Marketing research & public opinion polling	235	536	2 450	5	1	1	1	1		1				
54192	Photographic services	149	472	2 759	37	28	7		2						
541921	Photography studios, portrait	140	420	2 369	34	26	6		2						
54194	Veterinary services	377	1 731	7 865	51	18	24	6	3						
541940	Veterinary services	377	1 731	7 865	51	18	24	6	3						
<b>55</b>	<b>Management of companies &amp; enterprises</b>	<b>2 022</b>	<b>23 384</b>	<b>91 090</b>	<b>67</b>	<b>22</b>	<b>11</b>	<b>7</b>	<b>17</b>	<b>6</b>	<b>2</b>	<b>2</b>			
551	Management of companies & enterprises	2 022	23 384	91 090	67	22	11	7	17	6	2	2			
5511	Management of companies & enterprises	2 022	23 384	91 090	67	22	11	7	17	6	2	2			
55111	Management of companies & enterprises	2 022	23 384	91 090	67	22	11	7	17	6	2	2			
551114	Corp, subsidiary & regional managing offices	1 975	19 439	75 750	60	18	10	6	16	6	2	2			
<b>56</b>	<b>Admin, support, waste mgt, remediation services</b>	<b>7 827</b>	<b>32 723</b>	<b>151 437</b>	<b>559</b>	<b>324</b>	<b>92</b>	<b>63</b>	<b>40</b>	<b>23</b>	<b>15</b>	<b>2</b>			
561	Administrative & support services	7 538	29 927	141 660	535	309	88	61	38	23	14	2			
5611	Office administrative services	355	3 663	14 042	34	22	4	2	4	2					
56111	Office administrative services	355	3 663	14 042	34	22	4	2	4	2					
561110	Office administrative services	355	3 663	14 042	34	22	4	2	4	2					
5613	Employment services	2 195	8 487	41 732	39	9	3	7	3	10	6	1			
56132	Temporary help services	2 086	7 911	38 985	27	4	1	3	2	10	6	1			
561320	Temporary help services	2 086	7 911	38 985	27	4	1	3	2	10	6	1			

Note: Employment-size classes are indicated as follows: A—0 to 19; B—20 to 99; C—100 to 249; E—250 to 499; F—500 to 999; G—1,000 to 2,499; H—2,500 to 4,999; I—5,000 to 9,999; J—10,000 to 24,999; K—25,000 to 49,999; L—50,000 to 99,999; M—100,000 or more.



**Table 6. Counties—Employees, Payroll, and Establishments by Industry: 1999—Con.**

[Excludes most government employees, railroad employees, and self-employed persons. Size class 1 to 4 includes establishments with payroll, but no employees, during mid-March pay period. (D) denotes figures withheld to avoid disclosing data for individual companies; the data are included in broader industry totals. Detailed industries with 100 or more employees are shown if industry was not a (D). For explanation of terms, abbreviations, and data reliability/comparability, see introductory text]

NAICS code	Industry	Number of employees for week including March 12	Payroll (\$1,000)		Total number of establishments	Number of establishments by employment-size class									
			First quarter	Annual		1 to 4	5 to 9	10 to 19	20 to 49	50 to 99	100 to 249	250 to 499	500 to 999	1,000 or more	
<b>SPOKANE—Con.</b>															
<b>56</b>	<b>Admin, support, waste mgt, remediation services—Con.</b>														
561	Administrative & support services—Con.														
5614	Business support services	1 158	4 032	21 613	78	32	16	14	11	3	2	—	—	—	
56142	Telephone call centers	362	416	5 433	10	3	—	2	3	—	2	—	—	—	
561422	Telemarketing bureaus	331	295	5 092	6	1	—	—	3	—	2	—	—	—	
56143	Business service centers	(C)	(D)	(D)	24	11	6	5	2	—	—	—	—	—	
561439	Oth business service centers (incl copy shops)	157	643	2 673	14	5	2	5	2	—	—	—	—	—	
56144	Collection agencies	286	1 407	5 654	18	3	6	4	5	—	—	—	—	—	
561440	Collection agencies	286	1 407	5 654	18	3	6	4	5	—	—	—	—	—	
56149	Other business support services	122	648	3 732	14	9	1	2	1	1	—	—	—	—	
5615	Travel arrangement & reservation services	442	2 823	11 859	53	31	14	6	—	1	1	—	—	—	
56151	Travel agencies	184	871	3 603	45	28	13	4	—	—	—	—	—	—	
561510	Travel agencies	184	871	3 603	45	28	13	4	—	—	—	—	—	—	
56152	Tour operators	(C)	(D)	(D)	4	3	—	—	—	—	1	—	—	—	
56159	Oth travel arrangement & reservation services	(C)	(D)	(D)	4	—	1	2	—	1	—	—	—	—	
5616	Investigation & security services	904	2 680	10 948	24	8	3	4	4	3	2	—	—	—	
56161	Investigation, guard & armored car services	819	2 154	8 814	17	4	3	3	2	3	2	—	—	—	
561612	Security guards & patrol services	740	1 707	6 841	11	2	1	2	1	3	2	—	—	—	
5617	Services to buildings & dwellings	1 890	5 830	31 959	269	184	45	22	13	3	1	1	—	—	
56172	Janitorial services	1 181	3 504	14 775	106	65	19	11	7	2	1	1	—	—	
561720	Janitorial services	1 181	3 504	14 775	106	65	19	11	7	2	1	1	—	—	
56173	Landscaping services	510	1 560	12 900	124	96	16	7	4	1	—	—	—	—	
561730	Landscaping services	510	1 560	12 900	124	96	16	7	4	1	—	—	—	—	
56174	Carpet & upholstery cleaning services	110	269	1 550	22	14	4	3	1	—	—	—	—	—	
561740	Carpet & upholstery cleaning services	110	269	1 550	22	14	4	3	1	—	—	—	—	—	
5619	Other support services	(F)	(D)	(D)	33	19	3	6	2	1	2	—	—	—	
56199	All other support services	443	1 367	5 463	24	13	2	5	2	—	2	—	—	—	
561990	All other support services	443	1 367	5 463	24	13	2	5	2	—	2	—	—	—	
562	Waste management & remediation services	289	2 796	9 777	24	15	4	2	2	—	1	—	—	—	
5621	Waste collection	201	1 511	5 876	7	4	—	1	1	—	1	—	—	—	
56211	Waste collection	201	1 511	5 876	7	4	—	1	1	—	1	—	—	—	
<b>61</b>	<b>Educational services</b>	<b>4 469</b>	<b>16 927</b>	<b>71 154</b>	<b>106</b>	<b>46</b>	<b>24</b>	<b>12</b>	<b>14</b>	<b>4</b>	<b>3</b>	<b>1</b>	<b>1</b>	<b>1</b>	
611	Educational services	4 469	16 927	71 154	106	46	24	12	14	4	3	1	1	1	
6111	Elementary & secondary schools	884	3 018	12 528	20	5	2	2	6	3	1	1	—	—	
61111	Elementary & secondary schools	884	3 018	12 528	20	5	2	2	6	3	1	1	—	—	
611110	Elementary & secondary schools	884	3 018	12 528	20	5	2	2	6	3	1	1	—	—	
6112	Junior colleges	(C)	(D)	(D)	2	—	—	—	1	—	1	—	—	—	
61121	Junior colleges	(C)	(D)	(D)	2	—	—	—	1	—	1	—	—	—	
6113	Colleges, universities & professional schools	(H)	(D)	(D)	7	2	—	—	3	—	—	—	1	1	
61131	Colleges, universities & professional schools	(H)	(D)	(D)	7	2	—	—	3	—	—	—	1	1	
6114	Business schools & computer & mgt training	101	597	2 496	9	5	2	—	2	—	—	—	—	—	
6115	Technical & trade schools	136	473	2 366	25	12	9	4	—	—	—	—	—	—	
61151	Technical & trade schools	136	473	2 366	25	12	9	4	—	—	—	—	—	—	
6116	Other schools & instruction	462	1 313	6 943	42	21	11	6	2	1	1	—	—	—	
61162	Sports & recreation instruction	280	750	4 123	13	8	1	2	—	1	1	—	—	—	
611620	Sports & recreation instruction	280	750	4 123	13	8	1	2	—	1	1	—	—	—	
61169	All other schools & instruction	109	392	2 154	16	7	5	2	2	—	—	—	—	—	
<b>62</b>	<b>Health care and social assistance</b>	<b>26 344</b>	<b>179 934</b>	<b>798 702</b>	<b>1 264</b>	<b>544</b>	<b>310</b>	<b>200</b>	<b>128</b>	<b>40</b>	<b>30</b>	<b>7</b>	<b>3</b>	<b>2</b>	
621	Ambulatory health care services	9 683	75 980	352 016	779	312	234	140	62	19	9	2	1	—	
6211	Offices of physicians	3 472	38 401	184 730	290	116	81	50	34	6	2	1	—	—	
62111	Offices of physicians	3 472	38 401	184 730	290	116	81	50	34	6	2	1	—	—	
621111	Offices of physicians (exc mental health)	3 443	38 090	182 900	280	108	79	50	34	6	2	1	—	—	
6212	Offices of dentists	1 599	11 743	53 920	214	60	90	59	5	—	—	—	—	—	
62121	Offices of dentists	1 599	11 743	53 920	214	60	90	59	5	—	—	—	—	—	
621210	Offices of dentists	1 599	11 743	53 920	214	60	90	59	5	—	—	—	—	—	
6213	Offices of other health practitioners	689	3 456	15 859	163	104	40	16	3	—	—	—	—	—	
62131	Offices of chiropractors	153	810	3 915	52	40	10	2	—	—	—	—	—	—	
621310	Offices of chiropractors	153	810	3 915	52	40	10	2	—	—	—	—	—	—	
62132	Offices of optometrists	119	533	2 172	23	9	9	5	—	—	—	—	—	—	
621320	Offices of optometrists	119	533	2 172	23	9	9	5	—	—	—	—	—	—	
62134	Offices of PT, OT, speech therapy & audiology	253	1 203	5 982	33	14	9	7	3	—	—	—	—	—	
621340	Offices of PT, OT, speech therapy & audiology	253	1 203	5 982	33	14	9	7	3	—	—	—	—	—	
62139	Offices of all other health practitioners	124	670	2 986	35	23	11	1	—	—	—	—	—	—	
6214	Outpatient care centers	1 318	9 854	41 753	60	16	17	9	11	4	3	—	—	—	
62142	Outpatient mental health, substance abuse ctrs	541	3 437	13 092	19	2	8	1	5	2	1	—	—	—	
621420	Outpatient mental health, substance abuse ctrs	541	3 437	13 092	19	2	8	1	5	2	1	—	—	—	
62149	Other outpatient care centers	711	6 040	27 141	36	12	9	6	5	2	2	—	—	—	
621498	All other outpatient care centers	418	3 332	14 606	23	8	7	3	2	2	1	—	—	—	
6215	Medical & diagnostic laboratories	(F)	(D)	(D)	17	10	1	—	4	1	—	—	1	—	
62151	Medical & diagnostic laboratories	(F)	(D)	(D)	17	10	1	—	4	1	—	—	1	—	
6216	Home health care services	1 435	5 569	23 192	25	4	4	3	4	7	2	1	—	—	
62161	Home health care services	1 435	5 569	23 192	25	4	4	3	4	7	2	1	—	—	
621610	Home health care services	1 435	5 569	23 192	25	4	4	3	4	7	2	1	—	—	
6219	Other ambulatory health care services	(E)	(D)	(D)	10	2	1	3	1	1	2	—	—	—	
62191	Ambulance services	229	1 437	6 845	5	—	—	2	1	1	1	—	—	—	
621910	Ambulance services	229	1 437	6 845	5	—	—	2	1	1	1	—	—	—	
62199	All other ambulatory health care services	(C)	(D)	(D)	5	2	1	—	—	—	1	—	—	—	

Note: Employment-size classes are indicated as follows: A—0 to 19; B—20 to 99; C—100 to 249; E—250 to 499; F—500 to 999; G—1,000 to 2,499; H—2,500 to 4,999; I—5,000 to 9,999; J—10,000 to 24,999; K—25,000 to 49,999; L—50,000 to 99,999; M—100,000 or more.

**Table 6. Counties—Employees, Payroll, and Establishments by Industry: 1999—Con.**

[Excludes most government employees, railroad employees, and self-employed persons. Size class 1 to 4 includes establishments with payroll, but no employees, during mid-March pay period. (D) denotes figures withheld to avoid disclosing data for individual companies; the data are included in broader industry totals. Detailed industries with 100 or more employees are shown if industry was not a (D). For explanation of terms, abbreviations, and data reliability/comparability, see introductory text]

NAICS code	Industry	Number of employees for week including March 12	Payroll (\$1,000)		Total number of establishments	Number of establishments by employment-size class									
			First quarter	Annual		1 to 4	5 to 9	10 to 19	20 to 49	50 to 99	100 to 249	250 to 499	500 to 999	1,000 or more	
<b>SPOKANE—Con.</b>															
<b>62 Health care and social assistance—Con.</b>															
622	Hospitals	8 137	70 869	309 627	10	—	—	—	—	1	1	4	2	2	
6221	General medical & surgical hospitals	6 916	60 542	266 402	7	—	—	—	—	1	—	3	1	2	
62211	General medical & surgical hospitals	6 916	60 542	266 402	7	—	—	—	—	1	—	3	1	2	
622110	General medical & surgical hospitals	6 916	60 542	266 402	7	—	—	—	—	1	—	3	1	2	
6222	Psychiatric & substance abuse hospitals	(F)	(D)	(D)	1	—	—	—	—	—	—	—	1	—	
62221	Psychiatric & substance abuse hospitals	(F)	(D)	(D)	1	—	—	—	—	—	—	—	1	—	
6223	Other specialty hospitals	(F)	(D)	(D)	2	—	—	—	—	—	1	1	—	—	
62231	Other specialty hospitals	(F)	(D)	(D)	2	—	—	—	—	—	1	1	—	—	
623	Nursing & residential care facilities	5 370	22 596	92 105	203	95	30	18	29	14	16	1	—	—	
6231	Nursing care facilities	2 733	12 989	51 642	36	12	3	—	—	7	14	—	—	—	
62311	Nursing care facilities	2 733	12 989	51 642	36	12	3	—	—	7	14	—	—	—	
623110	Nursing care facilities	2 733	12 989	51 642	36	12	3	—	—	7	14	—	—	—	
6232	Residential mental retardation, health facil	845	3 050	13 163	44	11	10	10	9	4	—	—	—	—	
62321	Residential mental retardation facilities	491	1 694	7 554	23	2	8	6	5	2	—	—	—	—	
623210	Residential mental retardation facilities	491	1 694	7 554	23	2	8	6	5	2	—	—	—	—	
62322	Residential mental health, subst abuse facil	354	1 356	5 609	21	9	2	4	4	2	—	—	—	—	
623220	Residential mental health, subst abuse facil	354	1 356	5 609	21	9	2	4	4	2	—	—	—	—	
6233	Community care facilities for the elderly	1 499	5 295	21 639	104	60	16	8	15	3	1	1	—	—	
62331	Community care facilities for the elderly	1 499	5 295	21 639	104	60	16	8	15	3	1	1	—	—	
623311	Continuing care retirement communities	896	3 516	14 461	16	2	—	3	7	2	1	1	—	—	
623312	Homes for the elderly	603	1 779	7 178	88	58	16	5	8	1	—	—	—	—	
6239	Other residential care facilities	293	1 262	5 661	19	12	1	—	5	—	1	—	—	—	
62399	Other residential care facilities	293	1 262	5 661	19	12	1	—	5	—	1	—	—	—	
623990	Other residential care facilities	293	1 262	5 661	19	12	1	—	5	—	1	—	—	—	
624	Social assistance	3 154	10 489	44 954	272	137	46	42	37	6	4	—	—	—	
6241	Individual & family services	1 169	5 044	22 488	100	52	21	14	9	2	2	—	—	—	
62411	Child & youth services	176	773	3 189	19	12	2	2	2	1	—	—	—	—	
624110	Child & youth services	176	773	3 189	19	12	2	2	2	1	—	—	—	—	
62412	Services for elderly & disabled persons	379	1 110	5 436	31	17	7	3	3	—	1	—	—	—	
624120	Services for elderly & disabled persons	379	1 110	5 436	31	17	7	3	3	—	1	—	—	—	
62419	Other individual & family services	614	3 161	13 863	50	23	12	9	4	1	1	—	—	—	
624190	Other individual & family services	614	3 161	13 863	50	23	12	9	4	1	1	—	—	—	
6242	Community, emergency & other relief services	242	897	3 733	25	11	6	4	4	—	—	—	—	—	
62422	Community housing services	101	359	1 597	13	6	4	2	1	—	—	—	—	—	
6243	Vocational rehabilitation services	683	2 262	9 113	19	3	4	3	4	3	2	—	—	—	
62431	Vocational rehabilitation services	683	2 262	9 113	19	3	4	3	4	3	2	—	—	—	
624310	Vocational rehabilitation services	683	2 262	9 113	19	3	4	3	4	3	2	—	—	—	
6244	Child day care services	1 060	2 286	9 620	128	71	15	21	20	1	—	—	—	—	
62441	Child day care services	1 060	2 286	9 620	128	71	15	21	20	1	—	—	—	—	
624410	Child day care services	1 060	2 286	9 620	128	71	15	21	20	1	—	—	—	—	
71	<b>Arts, entertainment &amp; recreation</b>	<b>2 449</b>	<b>7 793</b>	<b>33 186</b>	<b>155</b>	<b>80</b>	<b>27</b>	<b>20</b>	<b>16</b>	<b>6</b>	<b>6</b>	—	—	—	
711	Performing arts, spectator sports & related industries	(E)	(D)	(D)	47	33	8	4	—	—	2	—	—	—	
7111	Performing arts companies	211	577	2 214	16	8	4	3	—	—	1	—	—	—	
71113	Musical groups & artists	161	431	1 593	10	5	4	—	—	—	1	—	—	—	
711130	Musical groups & artists	161	431	1 593	10	5	4	—	—	—	1	—	—	—	
7112	Spectator sports	145	295	1 339	7	4	1	1	—	—	1	—	—	—	
71121	Spectator sports	145	295	1 339	7	4	1	1	—	—	1	—	—	—	
713	Amusement, gambling & recreation industries	1 994	6 396	27 274	106	47	18	16	15	6	4	—	—	—	
7132	Gambling industries	314	1 000	3 621	5	—	1	—	2	1	1	—	—	—	
71329	Other gambling industries	314	1 000	3 621	5	—	1	—	2	1	1	—	—	—	
713290	Other gambling industries	314	1 000	3 621	5	—	1	—	2	1	1	—	—	—	
7139	Other amusement & recreation industries	1 627	5 280	23 116	95	45	16	13	13	5	3	—	—	—	
71391	Golf courses & country clubs	151	611	4 154	15	6	3	4	2	—	—	—	—	—	
713910	Golf courses & country clubs	151	611	4 154	15	6	3	4	2	—	—	—	—	—	
71394	Fitness & recreational sports centers	579	1 492	5 803	37	17	3	7	5	5	—	—	—	—	
713940	Fitness & recreational sports centers	579	1 492	5 803	37	17	3	7	5	5	—	—	—	—	
71395	Bowling centers	732	2 718	11 301	8	—	—	1	4	—	3	—	—	—	
713950	Bowling centers	732	2 718	11 301	8	—	—	1	4	—	3	—	—	—	
71399	All other amusement & recreation industries	(C)	(D)	(D)	34	22	9	1	2	—	—	—	—	—	
72	<b>Accommodation &amp; food services</b>	<b>14 699</b>	<b>35 717</b>	<b>156 070</b>	<b>857</b>	<b>268</b>	<b>153</b>	<b>174</b>	<b>203</b>	<b>50</b>	<b>9</b>	—	—	—	
721	Accommodation	1 935	5 695	26 078	88	35	9	15	20	6	3	—	—	—	
7211	Traveler accommodation	(G)	(D)	(D)	72	21	8	15	19	6	3	—	—	—	
72111	Hotels (exc casino hotels) & motels	1 837	5 445	24 814	68	19	8	14	18	6	3	—	—	—	
721110	Hotels (exc casino hotels) & motels	1 837	5 445	24 814	68	19	8	14	18	6	3	—	—	—	
722	Food services & drinking places	12 764	30 022	129 992	769	233	144	159	183	44	6	—	—	—	
7221	Full-service restaurants	6 070	15 793	69 252	284	78	39	60	76	26	5	—	—	—	
72211	Full-service restaurants	6 070	15 793	69 252	284	78	39	60	76	26	5	—	—	—	
722110	Full-service restaurants	6 070	15 793	69 252	284	78	39	60	76	26	5	—	—	—	
7222	Limited-service eating places	5 681	11 539	48 989	343	78	69	77	104	14	1	—	—	—	
72221	Limited-service eating places	5 681	11 539	48 989	343	78	69	77	104	14	1	—	—	—	
722211	Limited-service restaurants	5 108	10 409	43 674	271	50	47	60	99	14	1	—	—	—	
722213	Snack & nonalcoholic beverage bars	558	1 092	5 148	68	25	21	17	5	—	—	—	—	—	
7223	Special food services	445	1 261	5 744	41	23	6	8	1	3	—	—	—	—	
72231	Food service contractors	412	1 193	5 425	27	12	4	7	1	3	—	—	—	—	
722310	Food service contractors	412	1 193	5 425	27	12	4	7	1	3	—	—	—	—	
7224	Drinking places (alcoholic beverages)	568	1 429	6 007	101	54	30	14	2	1	—	—	—	—	
72241	Drinking places (alcoholic beverages)	568	1 429	6 007	101	54	30	14	2	1	—	—	—	—	
722410	Drinking places (alcoholic beverages)	568	1 429	6 007	101	54	30	14	2	1	—	—	—	—	

Note: Employment-size classes are indicated as follows: A—0 to 19; B—20 to 99; C—100 to 249; E—250 to 499; F—500 to 2,499; G—1,000 to 2,499; H—2,500 to 4,999; I—5,000 to 9,999; J—10,000 to 24,999; K—25,000 to 49,999; L—50,000 to 99,999; M—100,000 or more.

**Table 6. Counties—Employees, Payroll, and Establishments by Industry: 1999—Con.**

[Excludes most government employees, railroad employees, and self-employed persons. Size class 1 to 4 includes establishments with payroll, but no employees, during mid-March pay period. (D) denotes figures withheld to avoid disclosing data for individual companies; the data are included in broader industry totals. Detailed industries with 100 or more employees are shown if industry was not a (D). For explanation of terms, abbreviations, and data reliability/comparability, see introductory text]

NAICS code	Industry	Number of employees for week including March 12	Payroll (\$1,000)		Total number of establishments	Number of establishments by employment-size class									
			First quarter	Annual		1 to 4	5 to 9	10 to 19	20 to 49	50 to 99	100 to 249	250 to 499	500 to 999	1,000 or more	
<b>SPOKANE—Con.</b>															
<b>81</b>	<b>Other services (except public administration)</b>	<b>9 425</b>	<b>40 239</b>	<b>165 857</b>	<b>1 171</b>	<b>684</b>	<b>257</b>	<b>164</b>	<b>41</b>	<b>17</b>	<b>6</b>	<b>1</b>	<b>1</b>	<b>—</b>	
811	Repair & maintenance	2 499	15 747	64 457	409	254	95	47	10	1	1	1	—	—	
8111	Automotive repair & maintenance	1 465	7 555	33 286	296	181	77	32	5	1	—	—	—	—	
81111	Automotive mechanical & electrical R&M	701	3 853	17 568	168	105	48	14	1	—	—	—	—	—	
811111	General automotive repair	537	2 884	13 067	126	81	32	12	1	—	—	—	—	—	
81112	Automotive body, paint, interior & glass repair	502	2 849	12 124	94	57	22	13	2	—	—	—	—	—	
811121	Automotive body, paint & interior R&M	389	2 259	9 799	71	40	18	12	1	—	—	—	—	—	
811122	Automotive glass replacement shops	113	590	2 325	23	17	4	1	1	—	—	—	—	—	
81119	Other automotive R&M	262	853	3 594	34	19	7	5	2	1	—	—	—	—	
811192	Car washes	167	542	2 189	17	12	—	2	2	1	—	—	—	—	
8112	Electronic & precision equipment R&M	440	5 024	17 521	28	20	4	2	1	—	—	1	—	—	
81121	Electronic & precision equipment R&M	440	5 024	17 521	28	20	4	2	1	—	—	1	—	—	
811212	Computer & office machine R&M	369	4 678	15 790	12	9	1	—	1	—	—	1	—	—	
8113	Commercial equipment (exc auto & elec) R&M	212	1 336	5 794	30	14	8	6	2	—	—	—	—	—	
81131	Commercial equipment (exc auto & elec) R&M	212	1 336	5 794	30	14	8	6	2	—	—	—	—	—	
811310	Commercial equipment (exc auto & elec) R&M	212	1 336	5 794	30	14	8	6	2	—	—	—	—	—	
8114	Personal & household goods R&M	382	1 832	7 856	55	39	6	7	2	—	1	—	—	—	
81141	Home, garden equipment & appliance R&M	247	1 358	5 725	22	14	2	4	1	—	1	—	—	—	
811412	Appliance repair & maintenance	212	1 161	4 953	14	8	2	2	1	—	1	—	—	—	
812	Personal & laundry services	2 053	7 560	32 749	302	184	56	50	7	3	2	—	—	—	
8121	Personal care services	824	2 613	10 864	146	85	31	28	1	1	—	—	—	—	
81211	Hair, nail & skin care services	744	2 396	9 873	121	67	25	27	1	1	—	—	—	—	
812112	Beauty salons	646	2 062	8 502	107	62	22	21	1	1	—	—	—	—	
8122	Death care services	149	1 000	4 162	20	10	4	4	2	—	—	—	—	—	
81222	Cemeteries & crematories	102	557	2 464	12	6	1	4	1	—	—	—	—	—	
812220	Cemeteries & crematories	102	557	2 464	12	6	1	4	1	—	—	—	—	—	
8123	Drycleaning & laundry services	620	2 268	9 876	50	23	10	12	3	1	1	—	—	—	
81232	Drycleaning & laundry services (exc coin-op)	307	873	3 613	30	11	8	8	2	1	—	—	—	—	
812320	Drycleaning & laundry services (exc coin-op)	307	873	3 613	30	11	8	8	2	1	—	—	—	—	
81233	Linen & uniform supply	236	1 214	5 296	8	5	—	1	1	—	1	—	—	—	
8129	Other personal services	460	1 679	7 847	86	66	11	6	1	1	1	—	—	—	
81292	Photofinishing	218	922	4 396	18	11	3	3	—	—	1	—	—	—	
812921	Photofinishing laboratories (except one-hour)	170	800	3 820	10	6	2	1	—	—	1	—	—	—	
81293	Parking lots & garages	157	517	2 112	25	18	3	2	1	1	—	—	—	—	
812930	Parking lots & garages	157	517	2 112	25	18	3	2	1	1	—	—	—	—	
813	Religious, grantmaking, civic, prof & like organizations	4 873	16 932	68 651	460	246	106	67	24	13	3	—	1	—	
8131	Religious organizations	3 241	10 584	41 936	259	116	69	47	17	8	1	—	1	—	
81311	Religious organizations	3 241	10 584	41 936	259	116	69	47	17	8	1	—	1	—	
813110	Religious organizations	3 241	10 584	41 936	259	116	69	47	17	8	1	—	1	—	
8132	Grantmaking & giving services	156	610	2 674	17	10	2	3	1	1	—	—	—	—	
81321	Grantmaking & giving services	156	610	2 674	17	10	2	3	1	1	—	—	—	—	
813212	Voluntary health organizations	118	356	1 598	8	3	1	2	1	1	—	—	—	—	
8134	Civic & social organizations	885	2 538	10 551	56	28	12	7	4	3	2	—	—	—	
81341	Civic & social organizations	885	2 538	10 551	56	28	12	7	4	3	2	—	—	—	
813410	Civic & social organizations	885	2 538	10 551	56	28	12	7	4	3	2	—	—	—	
8139	Business, labor, political, like organizations	540	2 964	12 441	78	21	9	2	1	—	—	—	—	—	
81391	Business associations	161	1 030	4 166	26	15	9	1	1	—	—	—	—	—	
813910	Business associations	161	1 030	4 166	26	15	9	1	1	—	—	—	—	—	
81393	Labor unions & similar labor organizations	273	1 635	6 808	45	27	11	5	1	1	—	—	—	—	
813930	Labor unions & similar labor organizations	273	1 635	6 808	45	27	11	5	1	1	—	—	—	—	
<b>95</b>	<b>Auxiliaries (exc corporate, subsidiary &amp; regional mgt)</b>	<b>625</b>	<b>3 038</b>	<b>13 950</b>	<b>17</b>	<b>7</b>	<b>1</b>	<b>5</b>	<b>1</b>	<b>1</b>	<b>1</b>	<b>1</b>	<b>—</b>	<b>—</b>	
<b>99</b>	<b>Unclassified establishments</b>	<b>105</b>	<b>279</b>	<b>3 091</b>	<b>191</b>	<b>186</b>	<b>5</b>	<b>—</b>	<b>—</b>	<b>—</b>	<b>—</b>	<b>—</b>	<b>—</b>	<b>—</b>	
<b>STEVENS</b>															
	<b>Total</b>	<b>7 155</b>	<b>38 432</b>	<b>172 204</b>	<b>843</b>	<b>544</b>	<b>162</b>	<b>74</b>	<b>38</b>	<b>11</b>	<b>13</b>	<b>1</b>	<b>—</b>	<b>—</b>	
<b>11</b>	<b>Forestry, fishing, hunting, and agriculture support</b>	<b>272</b>	<b>1 692</b>	<b>8 100</b>	<b>57</b>	<b>41</b>	<b>7</b>	<b>5</b>	<b>4</b>	<b>—</b>	<b>—</b>	<b>—</b>	<b>—</b>	<b>—</b>	
113	Forestry and logging	(E)	(D)	(D)	53	38	7	4	4	—	—	—	—	—	
1133	Logging	216	1 356	7 187	52	38	7	4	3	—	—	—	—	—	
11331	Logging	216	1 356	7 187	52	38	7	4	3	—	—	—	—	—	
113310	Logging	216	1 356	7 187	52	38	7	4	3	—	—	—	—	—	
<b>21</b>	<b>Mining</b>	<b>(B)</b>	<b>(D)</b>	<b>(D)</b>	<b>5</b>	<b>2</b>	<b>1</b>	<b>1</b>	<b>1</b>	<b>—</b>	<b>—</b>	<b>—</b>	<b>—</b>	<b>—</b>	
<b>22</b>	<b>Utilities</b>	<b>(B)</b>	<b>(D)</b>	<b>(D)</b>	<b>4</b>	<b>2</b>	<b>—</b>	<b>—</b>	<b>2</b>	<b>—</b>	<b>—</b>	<b>—</b>	<b>—</b>	<b>—</b>	
<b>23</b>	<b>Construction</b>	<b>443</b>	<b>1 846</b>	<b>11 399</b>	<b>139</b>	<b>114</b>	<b>17</b>	<b>4</b>	<b>4</b>	<b>—</b>	<b>—</b>	<b>—</b>	<b>—</b>	<b>—</b>	
233	Building, developing & general contracting	125	403	1 939	51	48	1	1	1	—	—	—	—	—	
235	Special trade contractors	286	1 290	7 165	77	57	14	3	3	—	—	—	—	—	

Note: Employment-size classes are indicated as follows: A—0 to 19; B—20 to 99; C—100 to 249; E—250 to 499; F—500 to 999; G—1,000 to 2,499; H—2,500 to 4,999; I—5,000 to 9,999; J—10,000 to 24,999; K—25,000 to 49,999; L—50,000 to 99,999; M—100,000 or more.

**Table 6. Counties—Employees, Payroll, and Establishments by Industry: 1999—Con.**

[Excludes most government employees, railroad employees, and self-employed persons. Size class 1 to 4 includes establishments with payroll, but no employees, during mid-March pay period. (D) denotes figures withheld to avoid disclosing data for individual companies; the data are included in broader industry totals. Detailed industries with 100 or more employees are shown if industry was not a (D). For explanation of terms, abbreviations, and data reliability/comparability, see introductory text]

NAICS code	Industry	Number of employees for week including March 12	Payroll (\$1,000)		Total number of establishments	Number of establishments by employment-size class								
			First quarter	Annual		1 to 4	5 to 9	10 to 19	20 to 49	50 to 99	100 to 249	250 to 499	500 to 999	1,000 or more
<b>STEVENS—Con.</b>														
<b>31-33</b>	<b>Manufacturing</b>	<b>1 571</b>	<b>13 272</b>	<b>59 102</b>	<b>35</b>	<b>14</b>	<b>6</b>	<b>2</b>	<b>4</b>	<b>3</b>	<b>5</b>	<b>1</b>		
321	Wood product mfg	(F)	(D)	(D)	11	3	1	—	3	—	4	—	—	—
32111	Sawmills & wood preservation	529	4 434	18 405	9	3	1	—	2	—	3	—	—	—
32111	Sawmills & wood preservation	529	4 434	18 405	9	3	1	—	2	—	3	—	—	—
3212	Veneer, plywood & engineered wood product mfg	(C)	(D)	(D)	1	—	—	—	—	—	1	—	—	—
32121	Veneer, plywood & engineered wood product mfg	(C)	(D)	(D)	1	—	—	—	—	—	1	—	—	—
331	Primary metal mfg	(E)	(D)	(D)	1	—	—	—	—	—	—	1	—	—
3314	Nonferrous (exc alum) production & processing	(E)	(D)	(D)	1	—	—	—	—	—	—	1	—	—
33141	Nonferrous (exc aluminum) smelting & refining	(E)	(D)	(D)	1	—	—	—	—	—	—	1	—	—
333	Machinery mfg	(C)	(D)	(D)	5	3	—	—	—	—	1	1	—	—
3334	HVAC & commercial refrigeration equipment mfg	(C)	(D)	(D)	1	—	—	—	—	—	1	—	—	—
33341	HVAC & commercial refrigeration equipment mfg	(C)	(D)	(D)	1	—	—	—	—	—	1	—	—	—
<b>42</b>	<b>Wholesale trade</b>	<b>172</b>	<b>844</b>	<b>3 953</b>	<b>32</b>	<b>20</b>	<b>6</b>	<b>5</b>	<b>1</b>					
422	Wholesale trade, nondurable goods	100	511	2 201	13	6	3	3	1	—	—	—	—	—
<b>44-45</b>	<b>Retail trade</b>	<b>1 191</b>	<b>4 739</b>	<b>19 316</b>	<b>132</b>	<b>72</b>	<b>36</b>	<b>12</b>	<b>8</b>	<b>2</b>	<b>2</b>			
441	Motor vehicle & parts dealers	133	767	3 289	17	6	6	3	2	—	—	—	—	—
444	Bldg material & garden equip & supp dealers	110	392	1 721	17	9	4	4	—	—	—	—	—	—
445	Food & beverage stores	353	1 380	5 601	21	9	5	1	4	1	1	—	—	—
4451	Grocery stores	339	1 356	5 503	15	4	4	1	4	1	1	—	—	—
44511	Grocery (except convenience) stores	312	1 286	5 189	10	1	3	—	4	1	1	—	—	—
445110	Grocery (except convenience) stores	312	1 286	5 189	10	1	3	—	4	1	1	—	—	—
452	General merchandise stores	(C)	(D)	(D)	6	5	—	—	—	—	1	—	—	—
4521	Department stores	(C)	(D)	(D)	1	—	—	—	—	—	1	—	—	—
45211	Department stores	(C)	(D)	(D)	1	—	—	—	—	—	1	—	—	—
<b>48-49</b>	<b>Transportation &amp; warehousing</b>	<b>290</b>	<b>1 242</b>	<b>5 594</b>	<b>37</b>	<b>28</b>	<b>2</b>	<b>3</b>	<b>2</b>	<b>2</b>				
484	Truck transportation	177	975	4 817	32	25	2	3	1	1	—	—	—	—
4842	Specialized freight trucking	160	905	4 461	24	18	1	3	1	1	—	—	—	—
48423	Specialized freight (exc used) trucking, LDist	117	714	3 311	8	4	1	1	1	1	—	—	—	—
484230	Specialized freight (exc used) trucking, LDist	117	714	3 311	8	4	1	1	1	1	—	—	—	—
485	Transit & ground passenger transportation	(C)	(D)	(D)	2	—	—	—	—	1	1	—	—	—
<b>51</b>	<b>Information</b>	<b>94</b>	<b>498</b>	<b>2 218</b>	<b>12</b>	<b>4</b>	<b>7</b>		<b>1</b>					
<b>52</b>	<b>Finance &amp; insurance</b>	<b>175</b>	<b>999</b>	<b>4 194</b>	<b>27</b>	<b>13</b>	<b>8</b>	<b>5</b>	<b>1</b>					
522	Credit intermediation & related activities	102	571	2 375	12	4	4	3	1	—	—	—	—	—
<b>53</b>	<b>Real estate &amp; rental &amp; leasing</b>	<b>120</b>	<b>382</b>	<b>1 776</b>	<b>27</b>	<b>18</b>	<b>5</b>	<b>4</b>						
<b>54</b>	<b>Professional, scientific &amp; technical services</b>	<b>125</b>	<b>657</b>	<b>2 977</b>	<b>41</b>	<b>31</b>	<b>7</b>	<b>3</b>						
541	Professional, scientific & technical services	125	657	2 977	41	31	7	3	—	—	—	—	—	—
<b>55</b>	<b>Management of companies &amp; enterprises</b>	<b>(C)</b>	<b>(D)</b>	<b>(D)</b>	<b>2</b>			<b>1</b>		<b>1</b>				
551	Management of companies & enterprises	(C)	(D)	(D)	2	—	—	1	—	1	—	—	—	—
5511	Management of companies & enterprises	(C)	(D)	(D)	2	—	—	1	—	1	—	—	—	—
55111	Management of companies & enterprises	(C)	(D)	(D)	2	—	—	1	—	1	—	—	—	—
<b>56</b>	<b>Admin, support, waste mgt, remediation services</b>	<b>60</b>	<b>212</b>	<b>929</b>	<b>13</b>	<b>9</b>	<b>3</b>		<b>1</b>					
<b>61</b>	<b>Educational services</b>	<b>11</b>	<b>32</b>	<b>135</b>	<b>8</b>	<b>8</b>								
<b>62</b>	<b>Health care and social assistance</b>	<b>1 158</b>	<b>6 121</b>	<b>27 165</b>	<b>66</b>	<b>33</b>	<b>17</b>	<b>9</b>		<b>3</b>	<b>4</b>			
621	Ambulatory health care services	414	2 588	11 844	36	16	12	6	—	1	1	—	—	—
6211	Offices of physicians	170	1 436	6 133	7	3	1	2	—	—	1	—	—	—
62111	Offices of physicians	170	1 436	6 133	7	3	1	2	—	—	1	—	—	—
621111	Offices of physicians (exc mental health)	170	1 436	6 133	7	3	1	2	—	—	1	—	—	—
6216	Home health care services	(C)	(D)	(D)	3	—	1	1	—	1	—	—	—	—
62161	Home health care services	(C)	(D)	(D)	3	—	1	1	—	1	—	—	—	—
622	Hospitals	(E)	(D)	(D)	2	—	—	—	—	—	2	—	—	—
6221	General medical & surgical hospitals	(E)	(D)	(D)	2	—	—	—	—	—	2	—	—	—
62211	General medical & surgical hospitals	(E)	(D)	(D)	2	—	—	—	—	—	2	—	—	—
623	Nursing & residential care facilities	213	733	3 122	4	1	1	—	—	1	1	—	—	—
6231	Nursing care facilities	(C)	(D)	(D)	2	—	—	—	—	1	1	—	—	—
62311	Nursing care facilities	(C)	(D)	(D)	2	—	—	—	—	1	1	—	—	—
624	Social assistance	(C)	(D)	(D)	24	16	4	3	—	1	—	—	—	—
<b>71</b>	<b>Arts, entertainment &amp; recreation</b>	<b>(E)</b>	<b>(D)</b>	<b>(D)</b>	<b>13</b>	<b>6</b>	<b>2</b>	<b>2</b>	<b>1</b>		<b>2</b>			
713	Amusement, gambling & recreation industries	(E)	(D)	(D)	12	5	2	2	1	—	2	—	—	—
7132	Gambling industries	164	817	3 545	3	—	—	1	1	—	1	—	—	—
71329	Other gambling industries	164	817	3 545	3	—	—	1	1	—	1	—	—	—
713290	Other gambling industries	164	817	3 545	3	—	—	1	1	—	1	—	—	—
7139	Other amusement & recreation industries	(C)	(D)	(D)	9	5	2	1	—	—	1	—	—	—
71392	Skiing facilities	(C)	(D)	(D)	1	—	—	—	—	—	1	—	—	—

Note: Employment-size classes are indicated as follows: A—0 to 19; B—20 to 99; C—100 to 249; E—250 to 499; F—500 to 999; G—1,000 to 2,499; H—2,500 to 4,999; I—5,000 to 9,999; J—10,000 to 24,999; K—25,000 to 49,999; L—50,000 to 99,999; M—100,000 or more.

**Table 6. Counties—Employees, Payroll, and Establishments by Industry: 1999—Con.**

[Excludes most government employees, railroad employees, and self-employed persons. Size class 1 to 4 includes establishments with payroll, but no employees, during mid-March pay period. (D) denotes figures withheld to avoid disclosing data for individual companies; the data are included in broader industry totals. Detailed industries with 100 or more employees are shown if industry was not a (D). For explanation of terms, abbreviations, and data reliability/comparability, see introductory text]

NAICS code	Industry	Number of employees for week including March 12	Payroll (\$1,000)		Total number of establishments	Number of establishments by employment-size class									
			First quarter	Annual		1 to 4	5 to 9	10 to 19	20 to 49	50 to 99	100 to 249	250 to 499	500 to 999	1,000 or more	
<b>STEVENS—Con.</b>															
<b>72</b>	<b>Accommodation &amp; food services .....</b>	<b>627</b>	<b>1 217</b>	<b>5 630</b>	<b>83</b>	<b>41</b>	<b>20</b>	<b>15</b>	<b>7</b>	—	—	—	—	—	
722	Food services & drinking places .....	535	1 025	4 551	60	23	17	14	6	—	—	—	—	—	
7221	Full-service restaurants .....	223	460	2 132	29	8	11	10	—	—	—	—	—	—	
72211	Full-service restaurants .....	223	460	2 132	29	8	11	10	—	—	—	—	—	—	
722110	Full-service restaurants .....	223	460	2 132	29	8	11	10	—	—	—	—	—	—	
7222	Limited-service eating places .....	279	517	2 215	21	7	4	4	6	—	—	—	—	—	
72221	Limited-service eating places .....	279	517	2 215	21	7	4	4	6	—	—	—	—	—	
<b>81</b>	<b>Other services (except public administration) .....</b>	<b>284</b>	<b>870</b>	<b>4 022</b>	<b>80</b>	<b>58</b>	<b>18</b>	<b>3</b>	<b>1</b>	—	—	—	—	—	
811	Repair & maintenance .....	107	497	2 089	30	21	7	2	—	—	—	—	—	—	
813	Religious, grantmaking, civic, prof & like organizations .....	123	239	1 105	31	21	9	—	1	—	—	—	—	—	
<b>99</b>	<b>Unclassified establishments .....</b>	<b>8</b>	<b>14</b>	<b>458</b>	<b>30</b>	<b>30</b>	—	—	—	—	—	—	—	—	
<b>THURSTON</b>															
	<b>Total .....</b>	<b>51 695</b>	<b>302 112</b>	<b>1 322 713</b>	<b>5 012</b>	<b>2 894</b>	<b>993</b>	<b>598</b>	<b>369</b>	<b>89</b>	<b>56</b>	<b>11</b>	<b>1</b>	<b>1</b>	
<b>11</b>	<b>Forestry, fishing, hunting, and agriculture support .....</b>	<b>443</b>	<b>2 517</b>	<b>11 219</b>	<b>62</b>	<b>39</b>	<b>15</b>	<b>4</b>	<b>2</b>	<b>1</b>	<b>1</b>	—	—	—	
113	Forestry and logging .....	(E)	(D)	(D)	36	19	11	3	2	—	1	—	—	—	
1133	Logging .....	283	1 530	6 885	33	18	9	3	2	—	1	—	—	—	
11331	Logging .....	283	1 530	6 885	33	18	9	3	2	—	1	—	—	—	
113310	Logging .....	283	1 530	6 885	33	18	9	3	2	—	1	—	—	—	
115	Agriculture & forestry support activities .....	137	795	3 238	18	13	3	1	—	1	—	—	—	—	
<b>21</b>	<b>Mining .....</b>	<b>60</b>	<b>442</b>	<b>2 115</b>	<b>8</b>	<b>3</b>	<b>2</b>	<b>3</b>	—	—	—	—	—	—	
<b>22</b>	<b>Utilities .....</b>	<b>164</b>	<b>1 813</b>	<b>7 209</b>	<b>12</b>	<b>9</b>	<b>2</b>	—	—	—	<b>1</b>	—	—	—	
221	Utilities .....	164	1 813	7 209	12	9	2	—	—	—	1	—	—	—	
2211	Elec pwr generation, transmsn & distribution ...	(C)	(D)	(D)	3	1	1	—	—	—	1	—	—	—	
22112	Electric pwr transmsn, control & distribution ..	(C)	(D)	(D)	3	1	1	—	—	—	1	—	—	—	
<b>23</b>	<b>Construction .....</b>	<b>3 781</b>	<b>23 223</b>	<b>116 536</b>	<b>759</b>	<b>554</b>	<b>110</b>	<b>63</b>	<b>25</b>	<b>3</b>	<b>4</b>	—	—	—	
233	Building, developing & general contracting .....	1 319	7 553	39 551	317	247	45	19	4	—	2	—	—	—	
2332	Residential building construction .....	906	4 341	22 287	261	210	35	13	2	—	1	—	—	—	
23321	Single-family housing construction .....	703	3 382	17 270	251	204	33	12	2	—	—	—	—	—	
233210	Single-family housing construction .....	703	3 382	17 270	251	204	33	12	2	—	—	—	—	—	
23322	Multifamily housing construction .....	203	959	5 017	10	6	2	1	—	—	1	—	—	—	
233220	Multifamily housing construction .....	203	959	5 017	10	6	2	1	—	—	1	—	—	—	
2333	Nonresidential building construction .....	(E)	(D)	(D)	40	25	8	4	2	—	1	—	—	—	
23332	Commercial & institutional bldg construction ..	358	3 038	16 188	38	24	7	4	2	—	1	—	—	—	
233320	Commercial & institutional bldg construction ..	358	3 038	16 188	38	24	7	4	2	—	1	—	—	—	
234	Heavy construction .....	208	1 217	7 582	39	22	10	6	1	—	—	—	—	—	
2349	Other heavy construction .....	164	970	5 220	32	21	4	6	1	—	—	—	—	—	
235	Special trade contractors .....	2 254	14 453	69 403	403	285	55	38	20	3	2	—	—	—	
2351	Plumbing, heating & AC contractor .....	410	2 961	13 518	69	47	10	9	2	—	1	—	—	—	
23511	Plumbing, heating & AC contractor .....	410	2 961	13 518	69	47	10	9	2	—	1	—	—	—	
235110	Plumbing, heating & AC contractor .....	410	2 961	13 518	69	47	10	9	2	—	1	—	—	—	
2352	Painting & wall covering contractors .....	169	873	4 941	42	32	5	3	2	—	—	—	—	—	
23521	Painting & wall covering contractors .....	169	873	4 941	42	32	5	3	2	—	—	—	—	—	
235210	Painting & wall covering contractors .....	169	873	4 941	42	32	5	3	2	—	—	—	—	—	
2353	Electrical contractors .....	276	2 029	8 959	43	21	14	4	4	—	—	—	—	—	
23531	Electrical contractors .....	276	2 029	8 959	43	21	14	4	4	—	—	—	—	—	
235310	Electrical contractors .....	276	2 029	8 959	43	21	14	4	4	—	—	—	—	—	
2354	Masonry, drywall, insulation, tile contractors ...	382	2 550	11 884	47	32	4	6	4	—	1	—	—	—	
23541	Masonry & stone contractors .....	146	1 289	6 400	16	13	—	2	—	—	1	—	—	—	
235410	Masonry & stone contractors .....	146	1 289	6 400	16	13	—	2	—	—	1	—	—	—	
23542	Drywall, acoustical & insulation contractors ...	209	1 150	4 901	25	16	2	3	4	—	—	—	—	—	
235420	Drywall, acoustical & insulation contractors ...	209	1 150	4 901	25	16	2	3	4	—	—	—	—	—	
2355	Carpentry & floor contractors .....	(C)	(D)	(D)	67	57	5	2	2	1	—	—	—	—	
23551	Carpentry contractors .....	164	1 133	5 364	43	37	3	1	1	1	—	—	—	—	
235510	Carpentry contractors .....	164	1 133	5 364	43	37	3	1	1	1	—	—	—	—	
2356	Roofing, siding, & sheet metal contractors .....	338	1 968	8 519	39	26	5	4	2	2	—	—	—	—	
23561	Roofing, siding, & sheet metal contractors ...	338	1 968	8 519	39	26	5	4	2	2	—	—	—	—	
235610	Roofing, siding, & sheet metal contractors ...	338	1 968	8 519	39	26	5	4	2	2	—	—	—	—	
2357	Concrete contractors .....	133	678	4 065	36	29	4	2	1	—	—	—	—	—	
23571	Concrete contractors .....	133	678	4 065	36	29	4	2	1	—	—	—	—	—	
235710	Concrete contractors .....	133	678	4 065	36	29	4	2	1	—	—	—	—	—	
2359	Other special trade contractors .....	300	1 924	10 657	58	39	8	8	3	—	—	—	—	—	
23593	Excavation contractors .....	135	860	5 724	26	18	3	4	1	—	—	—	—	—	
235930	Excavation contractors .....	135	860	5 724	26	18	3	4	1	—	—	—	—	—	

Note: Employment-size classes are indicated as follows: A—0 to 19; B—20 to 99; C—100 to 249; E—250 to 499; F—500 to 2,499; G—1,000 to 2,499; H—2,500 to 4,999; I—5,000 to 9,999; J—10,000 to 24,999; K—25,000 to 49,999; L—50,000 to 99,999; M—100,000 or more.

**Table 6. Counties—Employees, Payroll, and Establishments by Industry: 1999—Con.**

[Excludes most government employees, railroad employees, and self-employed persons. Size class 1 to 4 includes establishments with payroll, but no employees, during mid-March pay period. (D) denotes figures withheld to avoid disclosing data for individual companies; the data are included in broader industry totals. Detailed industries with 100 or more employees are shown if industry was not a (D). For explanation of terms, abbreviations, and data reliability/comparability, see introductory text]

NAICS code	Industry	Number of employees for week including March 12	Payroll (\$1,000)		Total number of establishments	Number of establishments by employment-size class																	
			First quarter	Annual		1 to 4	5 to 9	10 to 19	20 to 49	50 to 99	100 to 249	250 to 499	500 to 999	1,000 or more									
<b>THURSTON—Con.</b>																							
<b>31-33</b>	<b>Manufacturing</b>	<b>3 180</b>	<b>24 837</b>	<b>111 034</b>	<b>166</b>	<b>84</b>	<b>23</b>	<b>22</b>	<b>20</b>	<b>7</b>	<b>10</b>												
311	Food mfg	331	1 469	6 452	19	9	4	1	2	2	1												
3115	Dairy product mfg	(C)	(D)	(D)	2	1					1												
31151	Dairy product (exc frozen) mfg	(C)	(D)	(D)	2	1					1												
312	Beverage & tobacco product mfg	(E)	(D)	(D)	5	1	1	1			2												
3121	Beverage mfg	(E)	(D)	(D)	5	1	1	1			2												
31211	Soft drink & ice mfg	(C)	(D)	(D)	3	1		1			1												
31212	Breweries	(C)	(D)	(D)	1						1												
321	Wood product mfg	337	2 694	11 437	15	9		2	2	1	1												
3211	Sawmills & wood preservation	263	2 359	9 697	6	3			1	1	1												
32111	Sawmills & wood preservation	263	2 359	9 697	6	3			1	1	1												
321113	Sawmills	263	2 359	9 697	6	3			1	1	1												
322	Paper mfg	252	2 899	12 402	3			1			2												
3222	Converted paper product mfg	252	2 899	12 402	3			1			2												
32221	Paperboard container mfg	(C)	(D)	(D)	2						2												
323	Printing & related support activities	182	1 043	4 445	20	11	1	6	2														
3231	Printing & related support activities	182	1 043	4 445	20	11	1	6	2														
32311	Printing	174	998	4 221	17	8	1	6	2														
323110	Commercial lithographic printing	126	785	3 358	9	2	1	4	2														
326	Plastics & rubber products mfg	557	4 447	18 488	8	1		2	1	2	2												
3261	Plastics product mfg	557	4 447	18 488	8	1		2	1	2	2												
32616	Plastics bottle mfg	(C)	(D)	(D)	1						1												
32619	Other plastics product mfg	(E)	(D)	(D)	4	1		1		1	1												
327	Nonmetallic mineral product mfg	232	1 623	8 017	8	2	2	2	1		1												
3272	Glass & glass product mfg	(C)	(D)	(D)	2	1					1												
32721	Glass & glass product mfg	(C)	(D)	(D)	2	1					1												
332	Fabricated metal product mfg	447	4 264	20 092	21	8	2	3	7		1												
3324	Boiler, tank & shipping container mfg	217	2 483	11 166	3				2		1												
33243	Light gauge metal container mfg	(C)	(D)	(D)	2				1		1												
336	Transportation equipment mfg	114	663	3 217	11	5	2	2	2														
<b>42</b>	<b>Wholesale trade</b>	<b>2 092</b>	<b>16 931</b>	<b>72 836</b>	<b>194</b>	<b>99</b>	<b>42</b>	<b>26</b>	<b>17</b>	<b>8</b>	<b>2</b>												
421	Wholesale trade, durable goods	1 112	9 873	41 492	115	59	26	17	8	4	1												
4214	Professional & commercial equip & supp whsle	299	4 386	16 024	23	9	6	4	2	2													
42142	Office equipment whsle	126	1 060	4 517	6		1	3	1	1													
421420	Office equipment whsle	126	1 060	4 517	6		1	3	1	1													
42143	Computer & peripheral equip & software whsle	141	3 178	10 812	10	6	1	1	1	1													
421430	Computer & peripheral equip & software whsle	141	3 178	10 812	10	6	1	1	1	1													
4216	Electrical goods whsle	213	1 766	8 744	12	4	4	2		2													
42169	Other electronic parts & equipment whsle	173	1 499	7 623	8	3	3			2													
421690	Other electronic parts & equipment whsle	173	1 499	7 623	8	3	3			2													
4218	Machinery, equipment & supplies whsle	176	1 079	4 956	20	13	5	1			1												
42185	Service establishment equip & supplies whsle	(C)	(D)	(D)	5	4					1												
4219	Miscellaneous durable goods whsle	195	1 215	5 331	22	10	5	4	3														
422	Wholesale trade, nondurable goods	980	7 058	31 344	79	40	16	9	9	4	1												
4224	Grocery & related product whsle	290	2 399	10 064	21	9	3	4	4	1													
42249	Other grocery & related products whsle	164	1 510	6 324	10	6			3	1													
422490	Other grocery & related products whsle	164	1 510	6 324	10	6			3	1													
4228	Beer, wine, distilled alcoholic beverage whsle	109	856	3 644	4			2	1	1													
4229	Miscellaneous nondurable goods whsle	292	1 906	9 586	30	18	7	2	2		1												
42294	Tobacco & tobacco product whsle	(C)	(D)	(D)	1						1												
<b>44-45</b>	<b>Retail trade</b>	<b>9 198</b>	<b>45 160</b>	<b>191 796</b>	<b>734</b>	<b>328</b>	<b>190</b>	<b>117</b>	<b>69</b>	<b>14</b>	<b>15</b>	<b>1</b>											
441	Motor vehicle & parts dealers	1 268	9 579	40 508	94	37	21	20	12	3	1												
4411	Automobile dealers	745	6 726	28 750	37	16	9	2	6	3	1												
44111	New car dealers	669	6 189	26 495	15	3		2	6	3	1												
441110	New car dealers	669	6 189	26 495	15	3		2	6	3	1												
4412	Other motor vehicle dealers	115	607	2 991	16	7	4	4	1														
4413	Automotive parts, accessories & tire stores	408	2 246	8 767	41	14	8	14	5														
44131	Automotive parts, accessories & tire stores	278	1 234	5 238	28	9	5	11	3														
441310	Automotive parts, accessories & tire stores	278	1 234	5 238	28	9	5	11	3														
44132	Tire dealers	130	1 012	3 529	13	5	3	3	2														
441320	Tire dealers	130	1 012	3 529	13	5	3	3	2														
442	Furniture & home furnishing stores	326	1 878	7 756	41	14	14	10	3														
4421	Furniture stores	178	886	3 817	20	5	7	6	2														
44211	Furniture stores	178	886	3 817	20	5	7	6	2														
442110	Furniture stores	178	886	3 817	20	5	7	6	2														
4422	Home furnishings stores	148	992	3 939	21	9	7	4	1														
443	Electronics & appliance stores	356	2 048	7 584	35	15	9	5	5	1													
4431	Electronics & appliance stores	356	2 048	7 584	35	15	9	5	5	1													
44311	Appliance, TV & all other electronics stores	232	1 318	5 293	22	11	5	2	3	1													
443112	Radio, television & other electronics stores	172	1 051	4 192	14	7	3	1	2	1													
44312	Computer & software stores	100	624	2 010	10	4	2	2	2														
443120	Computer & software stores	100	624	2 010	10	4	2	2	2														

Note: Employment-size classes are indicated as follows: A—0 to 19; B—20 to 99; C—100 to 249; E—250 to 499; F—500 to 999; G—1,000 to 2,499; H—2,500 to 4,999; I—5,000 to 9,999; J—10,000 to 24,999; K—25,000 to 49,999; L—50,000 to 99,999; M—100,000 or more.

**Table 6. Counties—Employees, Payroll, and Establishments by Industry: 1999—Con.**

[Excludes most government employees, railroad employees, and self-employed persons. Size class 1 to 4 includes establishments with payroll, but no employees, during mid-March pay period. (D) denotes figures withheld to avoid disclosing data for individual companies; the data are included in broader industry totals. Detailed industries with 100 or more employees are shown if industry was not a (D). For explanation of terms, abbreviations, and data reliability/comparability, see introductory text]

NAICS code	Industry	Number of employees for week including March 12	Payroll (\$1,000)		Total number of establishments	Number of establishments by employment-size class									
			First quarter	Annual		1 to 4	5 to 9	10 to 19	20 to 49	50 to 99	100 to 249	250 to 499	500 to 999	1,000 or more	
<b>THURSTON—Con.</b>															
<b>44-45 Retail trade—Con.</b>															
444	Bldg material & garden equip & supp dealers	966	5 970	24 593	70	21	18	20	9	1	1	—	—	—	
4441	Building material & supplies dealers	829	5 432	21 818	56	15	16	17	6	1	1	—	—	—	
44411	Home centers (E)	(D)	(D)	(D)	2	—	—	—	—	1	1	—	—	—	
44419	Other building material dealers	443	2 987	12 941	41	12	8	15	6	—	—	—	—	—	
444190	Other building material dealers	443	2 987	12 941	41	12	8	15	6	—	—	—	—	—	
4442	Lawn & garden equip & supplies stores	137	538	2 775	14	6	2	3	3	—	—	—	—	—	
445	Food & beverage stores	1 758	8 774	36 367	75	40	11	5	6	7	6	—	—	—	
4451	Grocery stores	1 666	8 313	34 437	51	24	5	3	6	7	6	—	—	—	
44511	Grocery (except convenience) stores	1 618	8 186	33 875	40	17	3	1	6	7	6	—	—	—	
445110	Grocery (except convenience) stores	1 618	8 186	33 875	40	17	3	1	6	7	6	—	—	—	
446	Health & personal care stores	401	2 253	8 703	55	27	17	5	6	—	—	—	—	—	
4461	Health & personal care stores	401	2 253	8 703	55	27	17	5	6	—	—	—	—	—	
44611	Pharmacies & drug stores	253	1 623	6 236	19	4	6	3	6	—	—	—	—	—	
446110	Pharmacies & drug stores	253	1 623	6 236	19	4	6	3	6	—	—	—	—	—	
447	Gasoline stations	602	1 965	8 529	80	35	25	15	5	—	—	—	—	—	
4471	Gasoline stations	602	1 965	8 529	80	35	25	15	5	—	—	—	—	—	
44711	Gasoline stations with convenience stores	451	1 420	6 213	62	27	20	12	3	—	—	—	—	—	
447110	Gasoline stations with convenience stores	451	1 420	6 213	62	27	20	12	3	—	—	—	—	—	
44719	Other gasoline stations	151	545	2 316	18	8	5	3	2	—	—	—	—	—	
447190	Other gasoline stations	151	545	2 316	18	8	5	3	2	—	—	—	—	—	
448	Clothing & clothing accessories stores	460	1 515	6 652	76	36	28	9	3	—	—	—	—	—	
4481	Clothing stores	302	798	3 718	46	22	15	6	3	—	—	—	—	—	
44814	Family clothing stores	145	383	1 655	12	4	3	2	3	—	—	—	—	—	
448140	Family clothing stores	145	383	1 655	12	4	3	2	3	—	—	—	—	—	
451	Sporting goods, hobby, book & music stores	615	1 828	7 701	63	24	17	14	8	—	—	—	—	—	
4511	Sporting goods, hobby, musical instrument stores	424	1 341	5 578	44	18	11	9	6	—	—	—	—	—	
45111	Sporting goods stores	181	508	1 941	19	6	6	5	2	—	—	—	—	—	
451110	Sporting goods stores	181	508	1 941	19	6	6	5	2	—	—	—	—	—	
45112	Hobby, toy & game stores	143	517	2 221	12	4	4	2	2	—	—	—	—	—	
451120	Hobby, toy & game stores	143	517	2 221	12	4	4	2	2	—	—	—	—	—	
4512	Book, periodical & music stores	191	487	2 123	19	6	6	5	2	—	—	—	—	—	
45121	Book stores & news dealers	137	378	1 687	13	5	4	2	2	—	—	—	—	—	
452	General merchandise stores	1 655	6 134	28 607	19	7	—	1	1	2	7	1	—	—	
4521	Department stores	1 034	3 192	14 498	8	—	—	—	—	2	6	—	—	—	
45211	Department stores	1 034	3 192	14 498	8	—	—	—	—	2	6	—	—	—	
452110	Department stores	1 034	3 192	14 498	8	—	—	—	—	2	6	—	—	—	
4529	Other general merchandise stores	621	2 942	14 109	11	7	—	1	1	—	1	1	—	—	
45291	Warehouse clubs & superstores (F)	(D)	(D)	(D)	3	1	—	—	—	—	1	1	—	—	
453	Miscellaneous store retailers	626	2 172	10 036	91	48	24	10	9	—	—	—	—	—	
4532	Office supplies, stationery & gift stores	201	636	3 093	27	13	7	5	2	—	—	—	—	—	
45322	Gift, novelty & souvenir stores	119	324	1 698	20	9	6	5	—	—	—	—	—	—	
453220	Gift, novelty & souvenir stores	119	324	1 698	20	9	6	5	—	—	—	—	—	—	
4533	Used merchandise stores	121	377	1 576	16	8	3	3	2	—	—	—	—	—	
45331	Used merchandise stores	121	377	1 576	16	8	3	3	2	—	—	—	—	—	
453310	Used merchandise stores	121	377	1 576	16	8	3	3	2	—	—	—	—	—	
4539	Other miscellaneous store retailers	217	913	4 404	32	19	8	1	4	—	—	—	—	—	
454	Nonstore retailers	165	1 044	4 760	35	24	6	3	2	—	—	—	—	—	
<b>48-49 Transportation &amp; warehousing</b>															
484	Truck transportation	631	3 417	15 709	76	51	13	7	4	—	—	1	—	—	
4841	General freight trucking	426	2 239	10 049	26	15	4	3	3	—	—	1	—	—	
48412	General freight trucking, long-distance	339	1 580	6 664	17	10	3	2	1	—	—	1	—	—	
4842	Specialized freight trucking	205	1 178	5 660	50	36	9	4	1	—	—	—	—	—	
48422	Specialized freight (exc used) trucking, local	102	655	2 801	25	18	4	3	—	—	—	—	—	—	
484220	Specialized freight (exc used) trucking, local	102	655	2 801	25	18	4	3	—	—	—	—	—	—	
485	Transit & ground passenger transportation	(C)	(D)	(D)	7	2	2	—	3	—	—	—	—	—	
492	Couriers & messengers	131	668	3 099	13	8	2	1	1	1	—	—	—	—	
4921	Couriers	104	596	2 794	7	3	2	—	1	1	—	—	—	—	
49211	Couriers	104	596	2 794	7	3	2	—	1	1	—	—	—	—	
492110	Couriers	104	596	2 794	7	3	2	—	1	1	—	—	—	—	
51	Information	1 336	13 762	51 299	77	39	14	7	10	4	3	—	—	—	
511	Publishing industries	361	3 037	13 172	17	9	2	2	2	1	1	—	—	—	
5111	Newspaper, periodical, book, database publishers	303	2 521	11 199	12	7	1	2	—	1	1	—	—	—	
51111	Newspaper publishers (C)	(D)	(D)	(D)	3	1	—	1	—	—	1	—	—	—	
513	Broadcasting & telecommunications	763	9 234	32 079	37	17	8	1	7	2	2	—	—	—	
5132	Cable networks & program distribution	(C)	(D)	(D)	3	1	—	—	1	—	1	—	—	—	
51322	Cable & other program distribution (C)	(D)	(D)	(D)	3	1	—	—	1	—	1	—	—	—	
5133	Telecommunications	494	7 404	24 455	29	16	6	—	4	2	1	—	—	—	
51331	Wired telecommunications carriers	447	6 969	22 638	17	10	—	—	4	2	1	—	—	—	
513310	Wired telecommunications carriers	447	6 969	22 638	17	10	—	—	4	2	1	—	—	—	
514	Information & data processing services	128	1 179	4 814	13	8	2	2	—	1	—	—	—	—	

Note: Employment-size classes are indicated as follows: A—0 to 19; B—20 to 99; C—100 to 249; E—250 to 499; F—500 to 999; G—1,000 to 2,499; H—2,500 to 4,999; I—5,000 to 9,999; J—10,000 to 24,999; K—25,000 to 49,999; L—50,000 to 99,999; M—100,000 or more.

**Table 6. Counties—Employees, Payroll, and Establishments by Industry: 1999—Con.**

[Excludes most government employees, railroad employees, and self-employed persons. Size class 1 to 4 includes establishments with payroll, but no employees, during mid-March pay period. (D) denotes figures withheld to avoid disclosing data for individual companies; the data are included in broader industry totals. Detailed industries with 100 or more employees are shown if industry was not a (D). For explanation of terms, abbreviations, and data reliability/comparability, see introductory text]

NAICS code	Industry	Number of employees for week including March 12	Payroll (\$1,000)		Total number of establishments	Number of establishments by employment-size class									
			First quarter	Annual		1 to 4	5 to 9	10 to 19	20 to 49	50 to 99	100 to 249	250 to 499	500 to 999	1,000 or more	
<b>THURSTON—Con.</b>															
<b>52</b>	<b>Finance &amp; insurance</b>	<b>2 596</b>	<b>20 121</b>	<b>80 586</b>	<b>269</b>	<b>149</b>	<b>66</b>	<b>31</b>	<b>16</b>	<b>5</b>	<b>1</b>	<b>1</b>			
522	Credit intermediation & related activities	1 476	12 051	47 420	120	31	53	23	7	5	1				
5221	Depository credit intermediation	1 093	8 593	33 907	75	17	34	15	4	4	1				
52211	Commercial banking	353	2 799	10 912	33	6	15	9	2	1					
522110	Commercial banking	353	2 799	10 912	33	6	15	9	2	1					
52212	Savings institutions	269	2 117	9 005	26	9	13	2	1	1					
522120	Savings institutions	269	2 117	9 005	26	9	13	2	1	1					
52213	Credit unions	471	3 677	13 990	16	2	6	4	1	2	1				
522130	Credit unions	471	3 677	13 990	16	2	6	4	1	2	1				
5222	Nondepository credit intermediation	214	2 118	8 136	29	8	14	5	2						
52229	Other nondepository credit intermediation	(C)	(D)	(D)	25	6	13	4	2						
522292	Real estate credit	134	1 445	5 267	15	3	8	2	2						
5223	Activities related to credit intermediation	169	1 340	5 377	16	6	5	3	1	1					
523	Security, commodity contracts & like activity	156	2 687	11 132	37	32	1	1	3						
5231	Scrtcy & comdty contracts intermed & brokerage	(C)	(D)	(D)	21	18		1	2						
52312	Securities brokerage	100	1 915	7 953	19	16		1	2						
523120	Securities brokerage	100	1 915	7 953	19	16		1	2						
524	Insurance carriers & related activities	964	5 383	22 034	112	86	12	7	6			1			
5241	Insurance carriers	174	1 403	5 113	27	21		3	3						
52412	Other direct insurance carriers	(C)	(D)	(D)	21	18			3						
5242	Agencies & other insurance related activities	790	3 980	16 921	85	65	12	4	3			1			
52421	Insurance agencies & brokerages	265	1 500	6 273	77	62	9	4	2						
524210	Insurance agencies & brokerages	265	1 500	6 273	77	62	9	4	2						
52429	Other insurance related activities	525	2 480	10 648	8	3	3		1			1			
524292	Insurance & pension funds, third party admin	513	2 376	10 246	4		2		1			1			
<b>53</b>	<b>Real estate &amp; rental &amp; leasing</b>	<b>940</b>	<b>3 887</b>	<b>17 583</b>	<b>204</b>	<b>143</b>	<b>45</b>	<b>8</b>	<b>5</b>	<b>3</b>					
531	Real estate	700	2 841	12 998	167	132	27	1	4	3					
5311	Lessors of real estate	434	1 530	7 394	93	76	13		1	3					
53111	Lessors of residential buildings & dwellings	264	1 052	4 456	37	28	6		1	2					
531110	Lessors of residential buildings & dwellings	264	1 052	4 456	37	28	6		1	2					
53112	Lessors of nonres bldg (exc miniwarehouses)	100	291	2 118	25	21	3			1					
531120	Lessors of nonres bldg (exc miniwarehouses)	100	291	2 118	25	21	3			1					
5312	Offices of real estate agents & brokers	104	569	2 456	35	25	10								
53121	Offices of real estate agents & brokers	104	569	2 456	35	25	10								
531210	Offices of real estate agents & brokers	104	569	2 456	35	25	10								
5313	Activities related to real estate	162	742	3 148	39	31	4	1	3						
53131	Real estate property managers	129	514	2 121	21	14	3	1	3						
532	Rental & leasing services	240	1 046	4 585	37	11	18	7	1						
5322	Consumer goods rental	138	367	1 570	23	9	9	5							
<b>54</b>	<b>Professional, scientific &amp; technical services</b>	<b>3 140</b>	<b>28 202</b>	<b>125 982</b>	<b>478</b>	<b>341</b>	<b>79</b>	<b>37</b>	<b>17</b>	<b>3</b>			<b>1</b>		
541	Professional, scientific & technical services	3 140	28 202	125 982	478	341	79	37	17	3			1		
5411	Legal services	504	4 819	18 782	115	83	22	6	4						
54111	Offices of lawyers	414	4 198	16 507	107	80	20	5	2						
541110	Offices of lawyers	414	4 198	16 507	107	80	20	5	2						
5412	Accounting, tax prep, bookkeep, payroll services	302	1 536	6 893	61	40	11	8	2						
54121	Accounting, tax prep, bookkeep, payroll services	302	1 536	6 893	61	40	11	8	2						
541211	Offices of certified public accountants	147	1 141	5 407	21	11	3	6	1						
5413	Architectural, engineering & related services	581	5 355	23 771	80	52	11	9	6	2					
54133	Engineering services	420	4 206	18 175	43	25	4	7	5	2					
541330	Engineering services	420	4 206	18 175	43	25	4	7	5	2					
5415	Computer systems design & related services	1 224	13 299	61 685	60	44	8	2	4	1			1		
54151	Computer systems design & related services	1 224	13 299	61 685	60	44	8	2	4	1					
541511	Custom computer programming services	136	2 417	11 707	22	15	3	2	2						
541512	Computer systems design services	1 003	9 352	42 987	26	20	3		2				1		
5416	Management, sci & tech consulting services	168	1 283	6 128	64	56	2	6							
5419	Oth professional, scientific, technical services	237	994	4 563	47	25	16	5	1						
54194	Veterinary services	173	753	3 487	23	7	10	5	1						
541940	Veterinary services	173	753	3 487	23	7	10	5	1						
<b>55</b>	<b>Management of companies &amp; enterprises</b>	<b>199</b>	<b>2 152</b>	<b>8 314</b>	<b>17</b>	<b>4</b>	<b>6</b>	<b>5</b>	<b>1</b>	<b>1</b>					
551	Management of companies & enterprises	199	2 152	8 314	17	4	6	5	1	1					
5511	Management of companies & enterprises	199	2 152	8 314	17	4	6	5	1	1					
55111	Management of companies & enterprises	199	2 152	8 314	17	4	6	5	1	1					
<b>56</b>	<b>Admin, support, waste mgt, remediation services</b>	<b>2 155</b>	<b>7 879</b>	<b>37 709</b>	<b>253</b>	<b>172</b>	<b>44</b>	<b>18</b>	<b>10</b>	<b>5</b>	<b>3</b>	<b>1</b>			
561	Administrative & support services	2 024	7 076	34 164	243	164	44	18	9	4	3	1			
5613	Employment services	575	1 816	9 388	14	7		1	3	2					
56131	Employment placement agencies	(C)	(D)	(D)	4	2			1	1					
56132	Temporary help services	461	1 418	7 612	8	3		1		2					
561320	Temporary help services	461	1 418	7 612	8	3		1		2					
5614	Business support services	412	1 370	6 357	28	15	6	5	1			1			
56142	Telephone call centers	(E)	(D)	(D)	5	2	1		1			1			
5615	Travel arrangement & reservation services	119	480	2 166	23	12	9	2							
5616	Investigation & security services	157	821	3 367	13	6	3	2	1	1					
56162	Security systems services	111	644	2 592	6	2	2	1	1						

Note: Employment-size classes are indicated as follows: A—0 to 19; B—20 to 99; C—100 to 249; E—250 to 499; F—500 to 999; G—1,000 to 2,499; H—2,500 to 4,999; I—5,000 to 9,999; J—10,000 to 24,999; K—25,000 to 49,999; L—50,000 to 99,999; M—100,000 or more.



**Table 6. Counties—Employees, Payroll, and Establishments by Industry: 1999—Con.**

[Excludes most government employees, railroad employees, and self-employed persons. Size class 1 to 4 includes establishments with payroll, but no employees, during mid-March pay period. (D) denotes figures withheld to avoid disclosing data for individual companies; the data are included in broader industry totals. Detailed industries with 100 or more employees are shown if industry was not a (D). For explanation of terms, abbreviations, and data reliability/comparability, see introductory text]

NAICS code	Industry	Number of employees for week including March 12	Payroll (\$1,000)		Total number of establishments	Number of establishments by employment-size class									
			First quarter	Annual		1 to 4	5 to 9	10 to 19	20 to 49	50 to 99	100 to 249	250 to 499	500 to 999	1,000 or more	
<b>THURSTON—Con.</b>															
<b>56</b>	<b>Admin, support, waste mgt, remediation services—Con.</b>														
561	Administrative & support services—Con.														
5617	Services to buildings & dwellings .....	628	1 826	9 151	127	94	22	5	5	—	1	—	—	—	
56172	Janitorial services .....	351	797	3 526	46	31	9	3	2	—	1	—	—	—	
561720	Janitorial services .....	351	797	3 526	46	31	9	3	2	—	1	—	—	—	
56173	Landscaping services .....	210	657	3 804	60	46	10	2	2	—	—	—	—	—	
561730	Landscaping services .....	210	657	3 804	60	46	10	2	2	—	—	—	—	—	
562	Waste management & remediation services .....	131	803	3 545	10	8	—	—	1	1	—	—	—	—	
<b>61</b>	<b>Educational services .....</b>	<b>976</b>	<b>3 696</b>	<b>15 438</b>	<b>60</b>	<b>35</b>	<b>6</b>	<b>8</b>	<b>9</b>	<b>1</b>	<b>—</b>	<b>1</b>	<b>—</b>	<b>—</b>	
611	Educational services .....	976	3 696	15 438	60	35	6	8	9	1	—	1	—	—	
6111	Elementary & secondary schools .....	292	1 227	5 064	14	3	1	3	6	1	—	—	—	—	
61111	Elementary & secondary schools .....	292	1 227	5 064	14	3	1	3	6	1	—	—	—	—	
611110	Elementary & secondary schools .....	292	1 227	5 064	14	3	1	3	6	1	—	—	—	—	
6113	Colleges, universities & professional schools ...	(E)	(D)	(D)	2	—	—	1	—	—	—	1	—	—	
61131	Colleges, universities & professional schools .	(E)	(D)	(D)	2	—	—	1	—	—	—	1	—	—	
6116	Other schools & instruction .....	156	432	1 852	27	17	5	3	2	—	—	—	—	—	
<b>62</b>	<b>Health care and social assistance .....</b>	<b>8 893</b>	<b>62 497</b>	<b>273 545</b>	<b>527</b>	<b>256</b>	<b>136</b>	<b>76</b>	<b>38</b>	<b>8</b>	<b>7</b>	<b>5</b>	<b>—</b>	<b>1</b>	
621	Ambulatory health care services .....	3 773	31 011	136 606	378	190	109	53	21	—	2	3	—	—	
6211	Offices of physicians .....	1 382	16 223	74 152	135	71	29	20	14	—	—	1	—	—	
62111	Offices of physicians .....	1 382	16 223	74 152	135	71	29	20	14	—	—	1	—	—	
621111	Offices of physicians (exc mental health) ...	1 366	16 117	73 600	130	67	28	20	14	—	—	1	—	—	
6212	Offices of dentists .....	862	6 654	29 329	111	29	49	30	3	—	—	—	—	—	
62121	Offices of dentists .....	862	6 654	29 329	111	29	49	30	3	—	—	—	—	—	
621210	Offices of dentists .....	862	6 654	29 329	111	29	49	30	3	—	—	—	—	—	
6213	Offices of other health practitioners .....	281	1 278	5 816	99	77	22	—	—	—	—	—	—	—	
62131	Offices of chiropractors .....	120	465	2 172	46	39	7	—	—	—	—	—	—	—	
621310	Offices of chiropractors .....	120	465	2 172	46	39	7	—	—	—	—	—	—	—	
6214	Outpatient care centers .....	714	4 397	17 247	18	5	7	1	3	—	1	1	—	—	
62149	Other outpatient care centers .....	615	3 819	14 975	10	4	2	—	2	—	1	1	—	—	
6216	Home health care services .....	449	1 994	8 167	8	5	1	—	—	—	1	1	—	—	
62161	Home health care services .....	449	1 994	8 167	8	5	1	—	—	—	1	1	—	—	
621610	Home health care services .....	449	1 994	8 167	8	5	1	—	—	—	1	1	—	—	
622	Hospitals .....	(H)	(D)	(D)	3	—	—	—	—	1	—	1	—	1	
6221	General medical & surgical hospitals .....	(G)	(D)	(D)	2	—	—	—	—	—	—	1	—	1	
62211	General medical & surgical hospitals .....	(G)	(D)	(D)	2	—	—	—	—	—	—	1	—	1	
623	Nursing & residential care facilities .....	1 425	6 160	26 135	31	12	1	3	5	5	4	1	—	—	
6231	Nursing care facilities .....	575	2 931	12 322	5	—	—	—	1	—	4	—	—	—	
62311	Nursing care facilities .....	575	2 931	12 322	5	—	—	—	1	—	4	—	—	—	
623110	Nursing care facilities .....	575	2 931	12 322	5	—	—	—	1	—	4	—	—	—	
6233	Community care facilities for the elderly .....	669	2 676	11 524	18	9	—	2	3	3	—	1	—	—	
62331	Community care facilities for the elderly .....	669	2 676	11 524	18	9	—	2	3	3	—	1	—	—	
623311	Continuing care retirement communities ...	412	1 848	8 013	4	1	—	—	1	1	—	—	—	—	
623312	Homes for the elderly .....	257	828	3 511	14	8	—	2	2	2	—	—	—	—	
6239	Other residential care facilities .....	(C)	(D)	(D)	4	1	—	1	1	1	—	—	—	—	
62399	Other residential care facilities .....	(C)	(D)	(D)	4	1	—	1	1	1	—	—	—	—	
624	Social assistance .....	(G)	(D)	(D)	115	54	26	20	12	2	1	—	—	—	
6241	Individual & family services .....	413	1 847	8 087	36	16	6	8	4	2	—	—	—	—	
62411	Child & youth services .....	120	684	2 889	5	—	1	3	—	1	—	—	—	—	
624110	Child & youth services .....	120	684	2 889	5	—	1	3	—	1	—	—	—	—	
62412	Services for elderly & disabled persons .....	138	512	2 167	13	7	3	—	2	1	—	—	—	—	
624120	Services for elderly & disabled persons .....	138	512	2 167	13	7	3	—	2	1	—	—	—	—	
62419	Other individual & family services .....	155	651	3 031	18	9	2	5	2	—	—	—	—	—	
624190	Other individual & family services .....	155	651	3 031	18	9	2	5	2	—	—	—	—	—	
6243	Vocational rehabilitation services .....	(E)	(D)	(D)	9	5	1	1	1	—	1	—	—	—	
62431	Vocational rehabilitation services .....	(E)	(D)	(D)	9	5	1	1	1	—	1	—	—	—	
6244	Child day care services .....	436	1 111	4 743	64	32	16	10	6	—	—	—	—	—	
62441	Child day care services .....	436	1 111	4 743	64	32	16	10	6	—	—	—	—	—	
624410	Child day care services .....	436	1 111	4 743	64	32	16	10	6	—	—	—	—	—	
<b>71</b>	<b>Arts, entertainment &amp; recreation .....</b>	<b>1 617</b>	<b>6 343</b>	<b>29 027</b>	<b>72</b>	<b>36</b>	<b>11</b>	<b>10</b>	<b>8</b>	<b>4</b>	<b>2</b>	<b>1</b>	<b>—</b>	<b>—</b>	
713	Amusement, gambling & recreation industries ....	1 525	5 994	27 445	54	24	8	8	7	4	2	1	—	—	
7132	Gambling industries .....	649	3 971	17 093	5	1	—	—	1	1	1	1	—	—	
71321	Casinos (except hotel casinos) .....	(F)	(D)	(D)	2	—	—	—	—	—	1	1	—	—	
7139	Other amusement & recreation industries .....	(F)	(D)	(D)	48	22	8	8	6	3	1	—	—	—	
71391	Golf courses & country clubs .....	196	592	3 796	8	2	2	1	2	1	—	—	—	—	
713910	Golf courses & country clubs .....	196	592	3 796	8	2	2	1	2	1	—	—	—	—	
71394	Fitness & recreational sports centers .....	515	971	4 255	14	4	1	3	3	2	1	—	—	—	
713940	Fitness & recreational sports centers .....	515	971	4 255	14	4	1	3	3	2	1	—	—	—	
<b>72</b>	<b>Accommodation &amp; food services .....</b>	<b>6 392</b>	<b>15 765</b>	<b>67 215</b>	<b>389</b>	<b>117</b>	<b>73</b>	<b>92</b>	<b>85</b>	<b>18</b>	<b>4</b>	<b>—</b>	<b>—</b>	<b>—</b>	
721	Accommodation .....	592	2 068	8 762	32	11	6	7	5	2	1	—	—	—	
7211	Traveler accommodation .....	568	1 938	7 901	24	5	4	7	5	2	1	—	—	—	
72111	Hotels (exc casino hotels) & motels .....	568	1 938	7 901	24	5	4	7	5	2	1	—	—	—	
721110	Hotels (exc casino hotels) & motels .....	568	1 938	7 901	24	5	4	7	5	2	1	—	—	—	

Note: Employment-size classes are indicated as follows: A—0 to 19; B—20 to 99; C—100 to 249; E—250 to 499; F—500 to 999; G—1,000 to 2,499; H—2,500 to 4,999; I—5,000 to 9,999; J—10,000 to 24,999; K—25,000 to 49,999; L—50,000 to 99,999; M—100,000 or more.

**Table 6. Counties—Employees, Payroll, and Establishments by Industry: 1999—Con.**

[Excludes most government employees, railroad employees, and self-employed persons. Size class 1 to 4 includes establishments with payroll, but no employees, during mid-March pay period. (D) denotes figures withheld to avoid disclosing data for individual companies; the data are included in broader industry totals. Detailed industries with 100 or more employees are shown if industry was not a (D). For explanation of terms, abbreviations, and data reliability/comparability, see introductory text]

NAICS code	Industry	Number of employees for week including March 12	Payroll (\$1,000)		Total number of establishments	Number of establishments by employment-size class									
			First quarter	Annual		1 to 4	5 to 9	10 to 19	20 to 49	50 to 99	100 to 249	250 to 499	500 to 999	1,000 or more	
<b>THURSTON—Con.</b>															
<b>72</b>	<b>Accommodation &amp; food services—Con.</b>														
722	Food services & drinking places .....	5 800	13 697	58 453	357	106	67	85	80	16	3	—	—	—	
7221	Full-service restaurants .....	2 762	7 245	31 194	144	34	35	31	32	10	2	—	—	—	
72211	Full-service restaurants .....	2 762	7 245	31 194	144	34	35	31	32	10	2	—	—	—	
722110	Full-service restaurants .....	2 762	7 245	31 194	144	34	35	31	32	10	2	—	—	—	
7222	Limited-service eating places .....	2 553	5 242	22 419	165	51	21	43	44	6	—	—	—	—	
72221	Limited-service eating places .....	2 553	5 242	22 419	165	51	21	43	44	6	—	—	—	—	
722211	Limited-service restaurants .....	2 145	4 228	18 123	116	30	12	29	39	6	—	—	—	—	
722213	Snack & nonalcoholic beverage bars .....	337	808	3 458	40	17	7	12	4	—	—	—	—	—	
7223	Special food services .....	218	532	1 994	14	8	1	2	—	1	—	—	—	—	
72231	Food service contractors .....	185	480	1 678	6	2	1	—	2	—	1	—	—	—	
722310	Food service contractors .....	185	480	1 678	6	2	1	—	2	—	1	—	—	—	
7224	Drinking places (alcoholic beverages) .....	267	678	2 846	34	13	10	9	2	—	—	—	—	—	
72241	Drinking places (alcoholic beverages) .....	267	678	2 846	34	13	10	9	2	—	—	—	—	—	
722410	Drinking places (alcoholic beverages) .....	267	678	2 846	34	13	10	9	2	—	—	—	—	—	
<b>81</b>	<b>Other services (except public administration)</b>	<b>3 234</b>	<b>15 257</b>	<b>67 637</b>	<b>505</b>	<b>315</b>	<b>107</b>	<b>53</b>	<b>25</b>	<b>2</b>	<b>3</b>	—	—	—	
811	Repair & maintenance .....	775	4 408	19 259	167	109	39	15	4	—	—	—	—	—	
8111	Automotive repair & maintenance .....	683	3 972	17 349	132	79	36	13	4	—	—	—	—	—	
81111	Automotive mechanical & electrical R&M .....	358	2 087	8 767	87	57	23	6	1	—	—	—	—	—	
811111	General automotive repair .....	281	1 561	6 572	71	47	19	4	1	—	—	—	—	—	
81112	Automotive body, paint, interior & glass repair .....	221	1 585	7 148	25	11	5	7	2	—	—	—	—	—	
811121	Automotive body, paint & interior R&M .....	202	1 438	6 514	21	9	3	7	2	—	—	—	—	—	
81119	Other automotive R&M .....	104	300	1 434	20	11	8	—	1	—	—	—	—	—	
812	Personal & laundry services .....	645	2 036	9 046	112	76	23	7	5	—	1	—	—	—	
8121	Personal care services .....	282	918	4 144	63	39	17	5	2	—	—	—	—	—	
81211	Hair, nail & skin care services .....	245	827	3 642	48	29	12	5	2	—	—	—	—	—	
812112	Beauty salons .....	237	808	3 552	44	26	11	5	2	—	—	—	—	—	
8123	Drycleaning & laundry services .....	255	644	2 915	22	15	4	—	2	—	1	—	—	—	
81233	Linen & uniform supply .....	(C)	(D)	(D)	2	—	—	—	1	—	1	—	—	—	
813	Religious, grantmaking, civic, prof & like organizations .....	1 814	8 813	39 332	226	130	45	31	16	2	2	—	—	—	
8131	Religious organizations .....	805	2 357	9 683	84	43	17	14	8	1	1	—	—	—	
81311	Religious organizations .....	805	2 357	9 683	84	43	17	14	8	1	1	—	—	—	
813110	Religious organizations .....	805	2 357	9 683	84	43	17	14	8	1	1	—	—	—	
8133	Social advocacy organizations .....	207	1 251	5 288	16	7	4	2	2	1	—	—	—	—	
81331	Social advocacy organizations .....	207	1 251	5 288	16	7	4	2	2	1	—	—	—	—	
813312	Environment & wildlife organizations .....	101	793	3 190	9	5	2	1	—	1	—	—	—	—	
8134	Civic & social organizations .....	150	472	2 023	27	17	7	1	2	—	—	—	—	—	
81341	Civic & social organizations .....	150	472	2 023	27	17	7	1	2	—	—	—	—	—	
813410	Civic & social organizations .....	150	472	2 023	27	17	7	1	2	—	—	—	—	—	
8139	Business, labor, political, like organizations .....	631	4 625	21 926	92	58	15	14	4	—	1	—	—	—	
81391	Business associations .....	204	1 943	7 762	32	21	4	5	2	—	—	—	—	—	
813910	Business associations .....	204	1 943	7 762	32	21	4	5	2	—	—	—	—	—	
81392	Professional organizations .....	242	1 662	9 852	18	9	3	4	1	—	1	—	—	—	
813920	Professional organizations .....	242	1 662	9 852	18	9	3	4	1	—	1	—	—	—	
81393	Labor unions & similar labor organizations .....	134	792	3 300	22	13	3	5	1	—	—	—	—	—	
813930	Labor unions & similar labor organizations .....	134	792	3 300	22	13	3	5	1	—	—	—	—	—	
<b>95</b>	<b>Auxiliaries (exc corporate, subsidiary &amp; regional mgt)</b>	<b>259</b>	<b>2 239</b>	<b>9 547</b>	<b>13</b>	<b>3</b>	—	<b>6</b>	<b>3</b>	<b>1</b>	—	—	—	—	
<b>99</b>	<b>Unclassified establishments</b>	<b>55</b>	<b>209</b>	<b>2 857</b>	<b>100</b>	<b>96</b>	<b>3</b>	<b>1</b>	—	—	—	—	—	—	
<b>WAHKIAKUM</b>															
	<b>Total</b> .....	<b>584</b>	<b>2 971</b>	<b>13 667</b>	<b>104</b>	<b>75</b>	<b>16</b>	<b>7</b>	<b>4</b>	<b>1</b>	<b>1</b>	—	—	—	
<b>11</b>	<b>Forestry, fishing, hunting, and agriculture support</b>	<b>179</b>	<b>1 316</b>	<b>6 484</b>	<b>17</b>	<b>11</b>	<b>3</b>	<b>1</b>	<b>1</b>	—	<b>1</b>	—	—	—	
113	Forestry and logging .....	178	1 302	6 232	13	7	3	1	1	—	1	—	—	—	
1133	Logging .....	178	1 302	6 232	13	7	3	1	1	—	1	—	—	—	
11331	Logging .....	178	1 302	6 232	13	7	3	1	1	—	1	—	—	—	
113310	Logging .....	178	1 302	6 232	13	7	3	1	1	—	1	—	—	—	
<b>23</b>	<b>Construction</b> .....	<b>(B)</b>	<b>(D)</b>	<b>(D)</b>	<b>16</b>	<b>14</b>	<b>2</b>	—	—	—	—	—	—	—	
<b>31-33</b>	<b>Manufacturing</b> .....	<b>(B)</b>	<b>(D)</b>	<b>(D)</b>	<b>9</b>	<b>6</b>	<b>2</b>	—	<b>1</b>	—	—	—	—	—	
<b>44-45</b>	<b>Retail trade</b> .....	<b>81</b>	<b>298</b>	<b>1 430</b>	<b>11</b>	<b>4</b>	<b>5</b>	<b>1</b>	<b>1</b>	—	—	—	—	—	
<b>48-49</b>	<b>Transportation &amp; warehousing</b> .....	<b>(A)</b>	<b>(D)</b>	<b>(D)</b>	<b>5</b>	<b>5</b>	—	—	—	—	—	—	—	—	
<b>51</b>	<b>Information</b> .....	<b>(B)</b>	<b>(D)</b>	<b>(D)</b>	<b>2</b>	<b>1</b>	—	<b>1</b>	—	—	—	—	—	—	
<b>52</b>	<b>Finance &amp; insurance</b> .....	<b>15</b>	<b>96</b>	<b>314</b>	<b>5</b>	<b>3</b>	<b>2</b>	—	—	—	—	—	—	—	
<b>53</b>	<b>Real estate &amp; rental &amp; leasing</b> .....	<b>(A)</b>	<b>(D)</b>	<b>(D)</b>	<b>3</b>	<b>3</b>	—	—	—	—	—	—	—	—	
<b>54</b>	<b>Professional, scientific &amp; technical services</b> .....	<b>(A)</b>	<b>(D)</b>	<b>(D)</b>	<b>6</b>	<b>6</b>	—	—	—	—	—	—	—	—	
<b>56</b>	<b>Admin, support, waste mgt, remediation services</b> .....	<b>(A)</b>	<b>(D)</b>	<b>(D)</b>	<b>5</b>	<b>5</b>	—	—	—	—	—	—	—	—	
<b>61</b>	<b>Educational services</b> .....	<b>(A)</b>	<b>(D)</b>	<b>(D)</b>	<b>1</b>	<b>1</b>	—	—	—	—	—	—	—	—	
<b>62</b>	<b>Health care and social assistance</b> .....	<b>108</b>	<b>366</b>	<b>1 470</b>	<b>6</b>	<b>3</b>	—	<b>1</b>	<b>1</b>	—	—	—	—	—	
<b>71</b>	<b>Arts, entertainment &amp; recreation</b> .....	<b>(A)</b>	<b>(D)</b>	<b>(D)</b>	<b>1</b>	<b>1</b>	—	—	—	—	—	—	—	—	
<b>72</b>	<b>Accommodation &amp; food services</b> .....	<b>53</b>	<b>112</b>	<b>472</b>	<b>11</b>	<b>7</b>	<b>1</b>	<b>3</b>	—	—	—	—	—	—	

Note: Employment-size classes are indicated as follows: A—0 to 19; B—20 to 99; C—100 to 249; E—250 to 499; F—500 to 999; G—1,000 to 2,499; H—2,500 to 4,999; I—5,000 to 9,999; J—10,000 to 24,999; K—25,000 to 49,999; L—50,000 to 99,999; M—100,000 or more.

**Table 6. Counties—Employees, Payroll, and Establishments by Industry: 1999—Con.**

[Excludes most government employees, railroad employees, and self-employed persons. Size class 1 to 4 includes establishments with payroll, but no employees, during mid-March pay period. (D) denotes figures withheld to avoid disclosing data for individual companies; the data are included in broader industry totals. Detailed industries with 100 or more employees are shown if industry was not a (D). For explanation of terms, abbreviations, and data reliability/comparability, see introductory text]

NAICS code	Industry	Number of employees for week including March 12	Payroll (\$1,000)		Total number of establishments	Number of establishments by employment-size class										
			First quarter	Annual		1 to 4	5 to 9	10 to 19	20 to 49	50 to 99	100 to 249	250 to 499	500 to 999	1,000 or more		
<b>81</b>	<b>WAHIAKUM—Con.</b>															
	Other services (except public administration) .....	11	13	57	6	5	1	—	—	—	—	—	—	—	—	—
	<b>WALLA WALLA</b>															
	Total .....	16 759	91 610	399 578	1 234	670	251	161	102	24	20	3	1	2		
11	Forestry, fishing, hunting, and agriculture support .....	81	347	2 769	20	12	7	1	—	—	—	—	—	—	—	—
21	Mining .....	(A)	(D)	(D)	1	—	—	1	—	—	—	—	—	—	—	—
22	Utilities .....	(B)	(D)	(D)	6	3	—	2	1	—	—	—	—	—	—	—
23	Construction .....	696	4 425	20 203	172	132	18	15	7	—	—	—	—	—	—	—
233	Building, developing & general contracting .....	191	864	4 442	71	60	8	3	—	—	—	—	—	—	—	—
2332	Residential building construction .....	(C)	(D)	(D)	60	54	4	2	—	—	—	—	—	—	—	—
23321	Single-family housing construction .....	132	518	2 655	58	52	4	2	—	—	—	—	—	—	—	—
233210	Single-family housing construction .....	132	518	2 655	58	52	4	2	—	—	—	—	—	—	—	—
235	Special trade contractors .....	465	3 246	14 130	96	68	10	12	6	—	—	—	—	—	—	—
2351	Plumbing, heating & AC contractor .....	133	895	4 270	25	17	2	5	1	—	—	—	—	—	—	—
23511	Plumbing, heating & AC contractor .....	133	895	4 270	25	17	2	5	1	—	—	—	—	—	—	—
235110	Plumbing, heating & AC contractor .....	133	895	4 270	25	17	2	5	1	—	—	—	—	—	—	—
<b>31-33</b>	<b>Manufacturing .....</b>	<b>2 022</b>	<b>19 312</b>	<b>84 843</b>	<b>71</b>	<b>34</b>	<b>12</b>	<b>9</b>	<b>9</b>	<b>—</b>	<b>6</b>	<b>1</b>	<b>—</b>	<b>—</b>	<b>—</b>	<b>—</b>
311	Food mfg .....	289	1 790	7 179	10	7	—	—	1	—	2	—	—	—	—	—
3114	Fruit & veg preserving & specialty food mfg .....	(C)	(D)	(D)	2	—	—	—	—	—	2	—	—	—	—	—
31141	Frozen food mfg .....	(C)	(D)	(D)	1	—	—	—	—	—	1	—	—	—	—	—
31142	Fruit & veg canning, pickling & drying .....	(C)	(D)	(D)	1	—	—	—	—	—	1	—	—	—	—	—
322	Paper mfg .....	(F)	(D)	(D)	3	—	1	—	—	—	1	1	—	—	—	—
3221	Pulp, paper & paperboard mills .....	(E)	(D)	(D)	1	—	—	—	—	—	—	1	—	—	—	—
32212	Paper mills .....	(E)	(D)	(D)	1	—	—	—	—	—	—	1	—	—	—	—
3222	Converted paper product mfg .....	(C)	(D)	(D)	2	—	1	—	—	—	1	—	—	—	—	—
32221	Paperboard container mfg .....	(C)	(D)	(D)	1	—	—	—	—	—	1	—	—	—	—	—
323	Printing & related support activities .....	123	631	2 795	10	3	4	1	2	—	—	—	—	—	—	—
3231	Printing & related support activities .....	123	631	2 795	10	3	4	1	2	—	—	—	—	—	—	—
332	Fabricated metal product mfg .....	253	2 985	11 791	11	7	1	1	1	—	1	—	—	—	—	—
3323	Architectural & structural metals mfg .....	(C)	(D)	(D)	3	1	1	—	—	—	1	—	—	—	—	—
33232	Ornamental & architectural metal prod mfg .....	(C)	(D)	(D)	2	1	—	—	—	—	1	—	—	—	—	—
333	Machinery mfg .....	(E)	(D)	(D)	6	2	—	1	1	—	2	—	—	—	—	—
3333	Commercial & service industry machinery mfg .....	(C)	(D)	(D)	2	—	—	1	—	—	1	—	—	—	—	—
33331	Commercial & service industry machinery mfg .....	(C)	(D)	(D)	2	—	—	1	—	—	1	—	—	—	—	—
3339	Other general purpose machinery mfg .....	(C)	(D)	(D)	1	—	—	—	—	—	1	—	—	—	—	—
33392	Material handling equipment mfg .....	(C)	(D)	(D)	1	—	—	—	—	—	1	—	—	—	—	—
<b>42</b>	<b>Wholesale trade .....</b>	<b>721</b>	<b>4 213</b>	<b>18 497</b>	<b>81</b>	<b>44</b>	<b>22</b>	<b>8</b>	<b>3</b>	<b>3</b>	<b>1</b>	<b>—</b>	<b>—</b>	<b>—</b>	<b>—</b>	<b>—</b>
421	Wholesale trade, durable goods .....	325	2 051	8 784	28	9	15	—	2	2	—	—	—	—	—	—
4218	Machinery, equipment & supplies whsle .....	107	702	3 029	11	2	7	—	2	—	—	—	—	—	—	—
4219	Miscellaneous durable goods whsle .....	169	987	4 422	7	2	3	—	—	2	—	—	—	—	—	—
422	Wholesale trade, nondurable goods .....	396	2 162	9 713	53	35	7	8	1	1	1	—	—	—	—	—
4224	Grocery & related product whsle .....	106	542	2 924	11	4	3	3	1	—	—	—	—	—	—	—
4229	Miscellaneous nondurable goods whsle .....	134	857	3 192	7	3	1	2	—	—	1	—	—	—	—	—
42294	Tobacco & tobacco product whsle .....	(C)	(D)	(D)	1	—	—	—	—	—	1	—	—	—	—	—
<b>44-45</b>	<b>Retail trade .....</b>	<b>2 371</b>	<b>10 276</b>	<b>42 868</b>	<b>203</b>	<b>88</b>	<b>54</b>	<b>32</b>	<b>18</b>	<b>9</b>	<b>2</b>	<b>—</b>	<b>—</b>	<b>—</b>	<b>—</b>	<b>—</b>
441	Motor vehicle & parts dealers .....	321	2 401	9 467	24	8	3	7	6	—	—	—	—	—	—	—
4411	Automobile dealers .....	(C)	(D)	(D)	12	5	—	2	5	—	—	—	—	—	—	—
44111	New car dealers .....	191	1 579	6 575	9	3	—	1	5	—	—	—	—	—	—	—
441110	New car dealers .....	191	1 579	6 575	9	3	—	1	5	—	—	—	—	—	—	—
444	Bldg material & garden equip & supp dealers .....	303	1 618	7 002	23	9	3	5	5	1	—	—	—	—	—	—
4441	Building material & supplies dealers .....	105	627	2 588	12	6	2	2	2	—	—	—	—	—	—	—
4442	Lawn & garden equip & supplies stores .....	198	991	4 414	11	3	1	3	3	1	—	—	—	—	—	—
44422	Nursery & garden centers .....	198	991	4 414	11	3	1	3	3	1	—	—	—	—	—	—
444220	Nursery & garden centers .....	198	991	4 414	11	3	1	3	3	1	—	—	—	—	—	—
445	Food & beverage stores .....	548	2 088	8 887	20	5	5	2	3	5	—	—	—	—	—	—
4451	Grocery stores .....	532	2 038	8 693	16	3	3	2	3	5	—	—	—	—	—	—
44511	Grocery (except convenience) stores .....	501	1 968	8 391	11	1	2	—	3	5	—	—	—	—	—	—
445110	Grocery (except convenience) stores .....	501	1 968	8 391	11	1	2	—	3	5	—	—	—	—	—	—
446	Health & personal care stores .....	130	747	3 081	16	7	3	4	2	—	—	—	—	—	—	—
4461	Health & personal care stores .....	130	747	3 081	16	7	3	4	2	—	—	—	—	—	—	—
448	Clothing & clothing accessories stores .....	209	616	2 493	30	12	14	3	—	1	—	—	—	—	—	—
4481	Clothing stores .....	132	352	1 445	15	7	5	2	—	1	—	—	—	—	—	—
452	General merchandise stores .....	(E)	(D)	(D)	7	1	1	—	1	2	2	—	—	—	—	—
4521	Department stores .....	372	1 091	4 816	5	1	—	—	—	2	2	—	—	—	—	—
45211	Department stores .....	372	1 091	4 816	5	1	—	—	—	2	2	—	—	—	—	—
452110	Department stores .....	372	1 091	4 816	5	1	—	—	—	2	2	—	—	—	—	—
453	Miscellaneous store retailers .....	129	325	1 387	26	17	5	3	1	—	—	—	—	—	—	—
<b>48-49</b>	<b>Transportation &amp; warehousing .....</b>	<b>186</b>	<b>1 311</b>	<b>5 468</b>	<b>20</b>	<b>8</b>	<b>5</b>	<b>5</b>	<b>2</b>	<b>—</b>	<b>—</b>	<b>—</b>	<b>—</b>	<b>—</b>	<b>—</b>	<b>—</b>

Note: Employment-size classes are indicated as follows: A—0 to 19; B—20 to 99; C—100 to 249; E—250 to 499; F—500 to 999; G—1,000 to 2,499; H—2,500 to 4,999; I—5,000 to 9,999; J—10,000 to 24,999; K—25,000 to 49,999; L—50,000 to 99,999; M—100,000 or more.

**Table 6. Counties—Employees, Payroll, and Establishments by Industry: 1999—Con.**

[Excludes most government employees, railroad employees, and self-employed persons. Size class 1 to 4 includes establishments with payroll, but no employees, during mid-March pay period. (D) denotes figures withheld to avoid disclosing data for individual companies; the data are included in broader industry totals. Detailed industries with 100 or more employees are shown if industry was not a (D). For explanation of terms, abbreviations, and data reliability/comparability, see introductory text]

NAICS code	Industry	Number of employees for week including March 12	Payroll (\$1,000)		Total number of establishments	Number of establishments by employment-size class								
			First quarter	Annual		1 to 4	5 to 9	10 to 19	20 to 49	50 to 99	100 to 249	250 to 499	500 to 999	1,000 or more
<b>WALLA WALLA—Con.</b>														
<b>51</b>	<b>Information</b> .....	<b>464</b>	<b>3 710</b>	<b>17 094</b>	<b>18</b>	<b>6</b>	—	<b>6</b>	<b>3</b>	<b>1</b>	<b>2</b>	—	—	—
511	Publishing industries .....	(C)	(D)	(D)	5	2	—	1	—	—	2	—	—	—
5111	Newspaper, periodical, book, database publishers .....	(C)	(D)	(D)	3	1	—	—	—	—	2	—	—	—
51111	Newspaper publishers .....	(C)	(D)	(D)	1	—	—	—	—	—	1	—	—	—
51119	Other publishers .....	(C)	(D)	(D)	1	—	—	—	—	—	1	—	—	—
513	Broadcasting & telecommunications .....	205	2 035	9 946	11	3	—	4	3	1	—	—	—	—
5133	Telecommunications .....	129	1 560	8 132	6	1	—	3	1	1	—	—	—	—
<b>52</b>	<b>Finance &amp; insurance</b> .....	<b>607</b>	<b>5 607</b>	<b>24 605</b>	<b>57</b>	<b>27</b>	<b>15</b>	<b>9</b>	<b>4</b>	—	<b>2</b>	—	—	—
522	Credit intermediation & related activities .....	468	4 354	19 503	30	7	12	7	2	—	2	—	—	—
5221	Depository credit intermediation .....	425	4 085	18 507	21	2	10	5	2	—	2	—	—	—
52211	Commercial banking .....	232	2 473	8 071	9	—	4	3	1	—	1	—	—	—
522110	Commercial banking .....	232	2 473	8 071	9	—	4	3	1	—	1	—	—	—
52212	Savings institutions .....	(C)	(D)	(D)	8	1	4	1	1	—	1	—	—	—
524	Insurance carriers & related activities .....	(C)	(D)	(D)	22	16	3	1	2	—	—	—	—	—
<b>53</b>	<b>Real estate &amp; rental &amp; leasing</b> .....	<b>219</b>	<b>728</b>	<b>2 923</b>	<b>47</b>	<b>35</b>	<b>8</b>	<b>2</b>	<b>1</b>	<b>1</b>	—	—	—	—
531	Real estate .....	109	445	1 947	38	30	7	1	—	—	—	—	—	—
532	Rental & leasing services .....	110	283	976	9	5	1	1	1	1	—	—	—	—
<b>54</b>	<b>Professional, scientific &amp; technical services</b> .....	<b>364</b>	<b>1 919</b>	<b>8 758</b>	<b>76</b>	<b>55</b>	<b>9</b>	<b>10</b>	<b>2</b>	—	—	—	—	—
541	Professional, scientific & technical services .....	364	1 919	8 758	76	55	9	10	2	—	—	—	—	—
5411	Legal services .....	116	697	3 455	25	18	3	4	—	—	—	—	—	—
5412	Accounting, tax prep, bookkeep, payroll services .....	100	552	2 068	17	12	2	2	1	—	—	—	—	—
54121	Accounting, tax prep, bookkeep, payroll services .....	100	552	2 068	17	12	2	2	1	—	—	—	—	—
<b>55</b>	<b>Management of companies &amp; enterprises</b> .....	<b>12</b>	<b>140</b>	<b>774</b>	<b>3</b>	<b>2</b>	<b>1</b>	—	—	—	—	—	—	—
<b>56</b>	<b>Admin, support, waste mgt, remediation services</b> .....	<b>(E)</b>	<b>(D)</b>	<b>(D)</b>	<b>52</b>	<b>29</b>	<b>12</b>	<b>9</b>	<b>2</b>	—	—	—	—	—
561	Administrative & support services .....	(E)	(D)	(D)	50	28	12	8	2	—	—	—	—	—
5617	Services to buildings & dwellings .....	116	263	1 462	30	21	5	4	—	—	—	—	—	—
<b>61</b>	<b>Educational services</b> .....	<b>2 485</b>	<b>7 470</b>	<b>31 081</b>	<b>10</b>	<b>5</b>	—	—	—	<b>2</b>	<b>1</b>	—	—	<b>2</b>
611	Educational services .....	2 485	7 470	31 081	10	5	—	—	—	2	1	—	—	2
6111	Elementary & secondary schools .....	(E)	(D)	(D)	5	2	—	—	—	2	1	—	—	—
61111	Elementary & secondary schools .....	(E)	(D)	(D)	5	2	—	—	—	2	1	—	—	—
6113	Colleges, universities & professional schools .....	(G)	(D)	(D)	2	—	—	—	—	—	—	—	—	2
61131	Colleges, universities & professional schools .....	(G)	(D)	(D)	2	—	—	—	—	—	—	—	—	2
<b>62</b>	<b>Health care and social assistance</b> .....	<b>3 711</b>	<b>23 824</b>	<b>103 760</b>	<b>121</b>	<b>47</b>	<b>24</b>	<b>17</b>	<b>21</b>	<b>5</b>	<b>4</b>	<b>2</b>	<b>1</b>	—
621	Ambulatory health care services .....	762	4 753	23 679	66	28	19	11	6	1	1	—	—	—
6211	Offices of physicians .....	287	2 062	11 724	19	10	5	2	1	—	1	—	—	—
62111	Offices of physicians .....	287	2 062	11 724	19	10	5	2	1	—	1	—	—	—
6212	Offices of dentists .....	150	1 038	4 480	20	6	9	4	1	—	—	—	—	—
62121	Offices of dentists .....	150	1 038	4 480	20	6	9	4	1	—	—	—	—	—
621210	Offices of dentists .....	150	1 038	4 480	20	6	9	4	1	—	—	—	—	—
6214	Outpatient care centers .....	152	889	3 997	5	—	1	2	1	1	—	—	—	—
622	Hospitals .....	1 609	14 397	59 649	4	—	—	—	—	1	—	2	1	—
6221	General medical & surgical hospitals .....	1 609	14 397	59 649	4	—	—	—	—	1	—	2	1	—
62211	General medical & surgical hospitals .....	1 609	14 397	59 649	4	—	—	—	—	1	—	2	1	—
622110	General medical & surgical hospitals .....	1 609	14 397	59 649	4	—	—	—	—	1	—	2	1	—
623	Nursing & residential care facilities .....	837	3 278	14 122	19	6	—	2	7	1	3	—	—	—
6231	Nursing care facilities .....	442	1 857	7 698	7	1	—	—	4	—	2	—	—	—
62311	Nursing care facilities .....	442	1 857	7 698	7	1	—	—	4	—	2	—	—	—
623110	Nursing care facilities .....	442	1 857	7 698	7	1	—	—	4	—	2	—	—	—
6233	Community care facilities for the elderly .....	(E)	(D)	(D)	10	4	—	1	3	1	1	—	—	—
62331	Community care facilities for the elderly .....	(E)	(D)	(D)	10	4	—	1	3	1	1	—	—	—
624	Social assistance .....	503	1 396	6 310	32	13	5	4	8	2	—	—	—	—
6241	Individual & family services .....	188	633	2 664	12	4	1	3	4	—	—	—	—	—
6242	Community, emergency & other relief services .....	(C)	(D)	(D)	8	3	2	1	1	1	—	—	—	—
<b>71</b>	<b>Arts, entertainment &amp; recreation</b> .....	<b>126</b>	<b>458</b>	<b>2 128</b>	<b>22</b>	<b>13</b>	<b>6</b>	<b>2</b>	<b>1</b>	—	—	—	—	—
713	Amusement, gambling & recreation industries .....	101	353	1 675	16	10	3	2	1	—	—	—	—	—

Note: Employment-size classes are indicated as follows: A—0 to 19; B—20 to 99; C—100 to 249; E—250 to 499; F—500 to 999; G—1,000 to 2,499; H—2,500 to 4,999; I—5,000 to 9,999; J—10,000 to 24,999; K—25,000 to 49,999; L—50,000 to 99,999; M—100,000 or more.

**Table 6. Counties—Employees, Payroll, and Establishments by Industry: 1999—Con.**

[Excludes most government employees, railroad employees, and self-employed persons. Size class 1 to 4 includes establishments with payroll, but no employees, during mid-March pay period. (D) denotes figures withheld to avoid disclosing data for individual companies; the data are included in broader industry totals. Detailed industries with 100 or more employees are shown if industry was not a (D). For explanation of terms, abbreviations, and data reliability/comparability, see introductory text]

NAICS code	Industry	Number of employees for week including March 12	Payroll (\$1,000)		Total number of establishments	Number of establishments by employment-size class									
			First quarter	Annual		1 to 4	5 to 9	10 to 19	20 to 49	50 to 99	100 to 249	250 to 499	500 to 999	1,000 or more	
<b>WALLA WALLA—Con.</b>															
<b>72</b>	<b>Accommodation &amp; food services .....</b>	<b>1 424</b>	<b>2 908</b>	<b>12 603</b>	<b>108</b>	<b>35</b>	<b>33</b>	<b>17</b>	<b>19</b>	<b>3</b>	<b>1</b>	—	—	—	
721	Accommodation .....	122	281	1 266	21	13	4	2	2	—	—	—	—	—	
7211	Traveler accommodation .....	(C)	(D)	(D)	15	8	3	2	2	—	—	—	—	—	
72111	Hotels (exc casino hotels) & motels .....	107	231	948	14	7	3	2	2	—	—	—	—	—	
721110	Hotels (exc casino hotels) & motels .....	107	231	948	14	7	3	2	2	—	—	—	—	—	
722	Food services & drinking places .....	1 302	2 627	11 337	87	22	29	15	17	3	1	—	—	—	
7221	Full-service restaurants .....	458	1 047	4 388	27	3	7	9	8	—	—	—	—	—	
72211	Full-service restaurants .....	458	1 047	4 388	27	3	7	9	8	—	—	—	—	—	
722110	Full-service restaurants .....	458	1 047	4 388	27	3	7	9	8	—	—	—	—	—	
7222	Limited-service eating places .....	583	1 065	4 824	40	11	14	6	7	1	1	—	—	—	
72221	Limited-service eating places .....	583	1 065	4 824	40	11	14	6	7	1	1	—	—	—	
722211	Limited-service restaurants .....	545	1 005	4 589	34	9	11	5	7	1	1	—	—	—	
7223	Special food services .....	(C)	(D)	(D)	4	2	—	—	—	2	—	—	—	—	
72231	Food service contractors .....	(C)	(D)	(D)	3	1	—	—	—	2	—	—	—	—	
7224	Drinking places (alcoholic beverages) .....	(C)	(D)	(D)	16	6	8	—	2	—	—	—	—	—	
72241	Drinking places (alcoholic beverages) .....	(C)	(D)	(D)	16	6	8	—	2	—	—	—	—	—	
<b>81</b>	<b>Other services (except public administration) .....</b>	<b>882</b>	<b>2 750</b>	<b>11 722</b>	<b>127</b>	<b>77</b>	<b>24</b>	<b>16</b>	<b>9</b>	—	<b>1</b>	—	—	—	
811	Repair & maintenance .....	182	917	3 866	44	34	5	3	2	—	—	—	—	—	
8111	Automotive repair & maintenance .....	110	548	2 218	27	21	3	2	1	—	—	—	—	—	
813	Religious, grantmaking, civic, prof & like organizations .....	601	1 512	6 590	64	34	12	10	7	—	1	—	—	—	
8131	Religious organizations .....	310	916	4 035	35	14	9	8	4	—	—	—	—	—	
81311	Religious organizations .....	310	916	4 035	35	14	9	8	4	—	—	—	—	—	
813110	Religious organizations .....	310	916	4 035	35	14	9	8	4	—	—	—	—	—	
8134	Civic & social organizations .....	227	398	1 683	11	6	—	2	2	—	1	—	—	—	
81341	Civic & social organizations .....	227	398	1 683	11	6	—	2	2	—	1	—	—	—	
813410	Civic & social organizations .....	227	398	1 683	11	6	—	2	2	—	1	—	—	—	
<b>95</b>	<b>Auxiliaries (exc corporate, subsidiary &amp; regional mgt) .....</b>	<b>(A)</b>	<b>(D)</b>	<b>(D)</b>	<b>1</b>	—	<b>1</b>	—	—	—	—	—	—	—	
<b>99</b>	<b>Unclassified establishments .....</b>	<b>5</b>	<b>22</b>	<b>199</b>	<b>18</b>	<b>18</b>	—	—	—	—	—	—	—	—	
<b>WHATCOM</b>															
	<b>Total .....</b>	<b>58 488</b>	<b>349 930</b>	<b>1 509 270</b>	<b>5 386</b>	<b>3 083</b>	<b>1 052</b>	<b>658</b>	<b>401</b>	<b>111</b>	<b>66</b>	<b>8</b>	<b>5</b>	<b>2</b>	
<b>11</b>	<b>Forestry, fishing, hunting, and agriculture support .....</b>	<b>341</b>	<b>2 305</b>	<b>11 651</b>	<b>76</b>	<b>55</b>	<b>11</b>	<b>6</b>	<b>3</b>	<b>1</b>	—	—	—	—	
113	Forestry and logging .....	275	1 788	8 722	36	19	8	6	2	1	—	—	—	—	
1133	Logging .....	275	1 788	8 722	36	19	8	6	2	1	—	—	—	—	
11331	Logging .....	275	1 788	8 722	36	19	8	6	2	1	—	—	—	—	
113310	Logging .....	275	1 788	8 722	36	19	8	6	2	1	—	—	—	—	
<b>21</b>	<b>Mining .....</b>	<b>77</b>	<b>404</b>	<b>2 182</b>	<b>5</b>	<b>1</b>	<b>1</b>	<b>1</b>	<b>2</b>	—	—	—	—	—	
<b>22</b>	<b>Utilities .....</b>	<b>159</b>	<b>1 847</b>	<b>7 058</b>	<b>15</b>	<b>12</b>	—	—	<b>2</b>	<b>1</b>	—	—	—	—	
221	Utilities .....	159	1 847	7 058	15	12	—	—	2	1	—	—	—	—	
2211	Elec pwr generation, transmsn & distribution ...	(C)	(D)	(D)	4	2	—	—	1	1	—	—	—	—	
<b>23</b>	<b>Construction .....</b>	<b>5 801</b>	<b>45 938</b>	<b>222 222</b>	<b>744</b>	<b>521</b>	<b>100</b>	<b>65</b>	<b>40</b>	<b>12</b>	<b>4</b>	<b>1</b>	<b>1</b>	—	
233	Building, developing & general contracting .....	1 734	12 132	61 804	316	243	36	17	14	5	1	—	—	—	
2331	Land subdivision & land development .....	139	685	2 991	15	9	3	2	—	1	—	—	—	—	
23311	Land subdivision & land development .....	139	685	2 991	15	9	3	2	—	1	—	—	—	—	
233110	Land subdivision & land development .....	139	685	2 991	15	9	3	2	—	1	—	—	—	—	
2332	Residential building construction .....	873	5 370	25 869	249	210	24	9	3	3	—	—	—	—	
23321	Single-family housing construction .....	804	4 642	22 436	235	200	21	9	2	3	—	—	—	—	
233210	Single-family housing construction .....	804	4 642	22 436	235	200	21	9	2	3	—	—	—	—	
2333	Nonresidential building construction .....	722	6 077	32 944	52	24	9	6	11	1	1	—	—	—	
23332	Commercial & institutional bldg construction ..	639	5 404	28 697	46	22	8	6	8	1	1	—	—	—	
233320	Commercial & institutional bldg construction ..	639	5 404	28 697	46	22	8	6	8	1	1	—	—	—	
234	Heavy construction .....	1 451	15 626	79 372	47	19	9	9	6	1	1	1	1	—	
2341	Highway, street, bridge & tunnel construction ...	394	3 730	23 925	8	3	2	1	—	1	—	1	—	—	
23411	Highway & street construction .....	394	3 730	23 925	8	3	2	1	—	1	—	1	—	—	
234110	Highway & street construction .....	394	3 730	23 925	8	3	2	1	—	1	—	1	—	—	
2349	Other heavy construction .....	1 057	11 896	55 447	39	16	7	8	6	—	1	—	1	—	
23491	Water, sewer & pipeline construction .....	134	2 313	11 179	13	5	1	5	2	—	—	—	—	—	
234910	Water, sewer & pipeline construction .....	134	2 313	11 179	13	5	1	5	2	—	—	—	—	—	
23492	Pwr, communication transmsn line construction .....	(C)	(D)	(D)	2	—	1	—	—	—	1	—	—	—	
23493	Industrial nonbuilding structure construction ..	(F)	(D)	(D)	3	—	—	2	—	—	—	—	1	—	
23499	All other heavy construction .....	177	1 275	6 704	21	11	5	1	4	—	—	—	—	—	
234990	All other heavy construction .....	177	1 275	6 704	21	11	5	1	4	—	—	—	—	—	

Note: Employment-size classes are indicated as follows: A—0 to 19; B—20 to 99; C—100 to 249; E—250 to 499; F—500 to 999; G—1,000 to 2,499; H—2,500 to 4,999; I—5,000 to 9,999; J—10,000 to 24,999; K—25,000 to 49,999; L—50,000 to 99,999; M—100,000 or more.

**Table 6. Counties—Employees, Payroll, and Establishments by Industry: 1999—Con.**

[Excludes most government employees, railroad employees, and self-employed persons. Size class 1 to 4 includes establishments with payroll, but no employees, during mid-March pay period. (D) denotes figures withheld to avoid disclosing data for individual companies; the data are included in broader industry totals. Detailed industries with 100 or more employees are shown if industry was not a (D). For explanation of terms, abbreviations, and data reliability/comparability, see introductory text]

NAICS code	Industry	Number of employees for week including March 12	Payroll (\$1,000)		Total number of establishments	Number of establishments by employment-size class									
			First quarter	Annual		1 to 4	5 to 9	10 to 19	20 to 49	50 to 99	100 to 249	250 to 499	500 to 999	1,000 or more	
<b>WHATCOM—Con.</b>															
<b>23 Construction—Con.</b>															
235	Special trade contractors	2 616	18 180	81 046	381	259	55	39	20	6	2	—	—	—	
2351	Plumbing, heating & AC contractor	714	5 522	27 884	62	32	12	11	3	3	1	—	—	—	
23511	Plumbing, heating & AC contractor	714	5 522	27 884	62	32	12	11	3	3	1	—	—	—	
235110	Plumbing, heating & AC contractor	714	5 522	27 884	62	32	12	11	3	3	1	—	—	—	
2353	Electrical contractors	701	6 369	23 329	48	27	9	2	8	1	1	—	—	—	
23531	Electrical contractors	701	6 369	23 329	48	27	9	2	8	1	1	—	—	—	
235310	Electrical contractors	701	6 369	23 329	48	27	9	2	8	1	1	—	—	—	
2354	Masonry, drywall, insulation, tile contractors	293	1 566	6 725	51	36	7	6	1	1	—	—	—	—	
23542	Drywall, acoustical & insulation contractors	253	1 435	5 986	30	17	6	5	1	1	—	—	—	—	
235420	Drywall, acoustical & insulation contractors	253	1 435	5 986	30	17	6	5	1	1	—	—	—	—	
2355	Carpentry & floor contractors	221	976	4 096	57	45	7	3	1	1	—	—	—	—	
23551	Carpentry contractors	143	772	3 153	47	38	5	3	1	—	—	—	—	—	
235510	Carpentry contractors	143	772	3 153	47	38	5	3	1	—	—	—	—	—	
2356	Roofing, siding, & sheet metal contractors	176	874	5 121	33	21	4	7	1	—	—	—	—	—	
23561	Roofing, siding, & sheet metal contractors	176	874	5 121	33	21	4	7	1	—	—	—	—	—	
235610	Roofing, siding, & sheet metal contractors	176	874	5 121	33	21	4	7	1	—	—	—	—	—	
2357	Concrete contractors	127	650	4 000	38	28	6	3	1	—	—	—	—	—	
23571	Concrete contractors	127	650	4 000	38	28	6	3	1	—	—	—	—	—	
235710	Concrete contractors	127	650	4 000	38	28	6	3	1	—	—	—	—	—	
2359	Other special trade contractors	296	1 822	7 912	54	37	7	6	4	—	—	—	—	—	
23593	Excavation contractors	105	485	2 654	21	13	4	3	1	—	—	—	—	—	
235930	Excavation contractors	105	485	2 654	21	13	4	3	1	—	—	—	—	—	
23599	All other special trade contractors	123	808	3 102	23	18	2	1	2	—	—	—	—	—	
235990	All other special trade contractors	123	808	3 102	23	18	2	1	2	—	—	—	—	—	
<b>31-33</b>	<b>Manufacturing</b>	<b>9 495</b>	<b>82 180</b>	<b>351 365</b>	<b>328</b>	<b>153</b>	<b>41</b>	<b>44</b>	<b>47</b>	<b>20</b>	<b>17</b>	<b>4</b>	<b>2</b>	<b>—</b>	
311	Food mfg	1 573	8 742	38 586	44	17	3	4	10	5	4	1	—	—	
3112	Grain & oilseed milling	169	898	4 399	4	1	—	1	1	—	1	—	—	—	
31122	Starch & vegetable fats & oils mfg (C)	(C)	(D)	(D)	2	—	—	—	1	—	1	—	—	—	
3114	Fruit & veg preserving & specialty food mfg	102	945	4 624	3	—	—	—	3	—	—	—	—	—	
3116	Animal slaughtering & processing	138	841	3 966	5	2	1	—	1	—	1	—	—	—	
31161	Animal slaughtering & processing	138	841	3 966	5	2	1	—	1	—	1	—	—	—	
3117	Seafood product preparation & packaging	911	4 176	17 478	14	4	1	—	3	3	2	1	—	—	
31171	Seafood product preparation & packaging	911	4 176	17 478	14	4	1	—	3	3	2	1	—	—	
314	Textile product mills	317	2 219	8 138	17	10	1	1	3	1	1	—	—	—	
3149	Other textile product mills	305	2 190	8 005	12	5	1	1	3	1	1	—	—	—	
31499	All other textile product mills (E)	(E)	(D)	(D)	9	4	—	1	2	1	1	—	—	—	
315	Apparel manufacturing	142	600	2 799	8	6	—	—	1	—	1	—	—	—	
3152	Cut & sew apparel mfg (C)	(C)	(D)	(D)	6	5	—	—	—	—	1	—	—	—	
31522	Men's, boys' cut & sew apparel mfg (C)	(C)	(D)	(D)	1	—	—	—	—	—	1	—	—	—	
321	Wood product mfg	953	6 497	29 094	24	6	3	3	6	2	4	—	—	—	
3211	Sawmills & wood preservation	275	2 084	9 592	8	3	1	—	2	1	1	—	—	—	
32111	Sawmills & wood preservation	275	2 084	9 592	8	3	1	—	2	1	1	—	—	—	
3212	Veneer, plywood & engineered wood product mfg	223	1 644	6 850	4	1	—	1	1	—	1	—	—	—	
32121	Veneer, plywood & engineered wood product mfg	223	1 644	6 850	4	1	—	1	1	—	1	—	—	—	
3219	Other wood product mfg	455	2 769	12 652	12	2	2	2	3	1	2	—	—	—	
32191	Millwork	391	2 379	10 772	7	1	1	—	2	1	2	—	—	—	
321912	Cut stock, resawing lumber & planing	187	1 040	3 796	4	1	—	—	2	—	1	—	—	—	
322	Paper mfg (F)	(D)	(D)	(D)	2	—	—	—	1	—	—	—	—	—	
3221	Pulp, paper & paperboard mills (F)	(D)	(D)	(D)	1	—	—	—	—	—	—	—	—	—	
32212	Paper mills (F)	(D)	(D)	(D)	1	—	—	—	—	—	—	—	—	—	
323	Printing & related support activities	499	3 348	18 636	18	9	2	3	2	1	—	1	—	—	
3231	Printing & related support activities	499	3 348	18 636	18	9	2	3	2	1	—	1	—	—	
32311	Printing (E)	(E)	(D)	(D)	16	8	1	3	2	1	—	1	—	—	
324	Petroleum & coal products mfg	813	13 869	56 109	4	1	—	—	1	—	—	2	—	—	
3241	Petroleum & coal products mfg	813	13 869	56 109	4	1	—	—	1	—	—	2	—	—	
32411	Petroleum refineries (F)	(D)	(D)	(D)	3	1	—	—	—	—	—	2	—	—	
326	Plastics & rubber products mfg	512	3 441	15 365	14	6	1	2	2	1	2	—	—	—	
3261	Plastics product mfg (F)	(D)	(D)	(D)	12	4	1	2	2	1	2	—	—	—	
32619	Other plastics product mfg (E)	(D)	(D)	(D)	10	4	1	1	1	1	2	—	—	—	
327	Nonmetallic mineral product mfg	323	2 243	11 661	18	6	3	2	6	1	—	—	—	—	
3273	Cement & concrete product mfg	252	1 902	10 212	10	2	1	1	5	1	—	—	—	—	
32739	Other concrete product mfg	121	1 067	4 944	4	1	—	—	2	1	—	—	—	—	
327390	Other concrete product mfg	121	1 067	4 944	4	1	—	—	2	1	—	—	—	—	
331	Primary metal mfg (F)	(D)	(D)	(D)	4	2	—	—	1	—	—	—	—	—	
3313	Alumina & aluminum production & processing (F)	(D)	(D)	(D)	1	—	—	—	—	—	—	—	—	—	
33131	Alumina & aluminum production & processing (F)	(D)	(D)	(D)	1	—	—	—	—	—	—	—	—	—	
332	Fabricated metal product mfg	253	1 564	6 972	39	24	6	7	1	1	—	—	—	—	
333	Machinery mfg	336	2 524	12 489	20	4	5	6	4	1	—	—	—	—	
334	Computer & electronic product mfg	183	1 339	5 427	10	3	2	2	2	1	—	—	—	—	
335	Electrical equip, appliance & component mfg (C)	(C)	(D)	(D)	3	1	—	1	—	—	1	—	—	—	
3359	Other electrical equipment & component mfg (C)	(C)	(D)	(D)	2	—	—	1	—	—	1	—	—	—	
33599	All oth electrical equipment & component mfg (C)	(C)	(D)	(D)	2	—	—	1	—	—	1	—	—	—	

Note: Employment-size classes are indicated as follows: A—0 to 19; B—20 to 99; C—100 to 249; E—250 to 499; F—500 to 999; G—1,000 to 2,499; H—2,500 to 4,999; I—5,000 to 9,999; J—10,000 to 24,999; K—25,000 to 49,999; L—50,000 to 99,999; M—100,000 or more.

**Table 6. Counties—Employees, Payroll, and Establishments by Industry: 1999—Con.**

[Excludes most government employees, railroad employees, and self-employed persons. Size class 1 to 4 includes establishments with payroll, but no employees, during mid-March pay period. (D) denotes figures withheld to avoid disclosing data for individual companies; the data are included in broader industry totals. Detailed industries with 100 or more employees are shown if industry was not a (D). For explanation of terms, abbreviations, and data reliability/comparability, see introductory text]

NAICS code	Industry	Number of employees for week including March 12	Payroll (\$1,000)		Total number of establishments	Number of establishments by employment-size class								
			First quarter	Annual		1 to 4	5 to 9	10 to 19	20 to 49	50 to 99	100 to 249	250 to 499	500 to 999	1,000 or more
<b>WHATCOM—Con.</b>														
<b>31-33 Manufacturing—Con.</b>														
336	Transportation equipment mfg . . . . .	835	5 486	23 761	33	16	6	3	3	2	3	—	—	—
3363	Motor vehicle parts mfg . . . . .	(C)	(D)	(D)	3	2	—	—	—	—	1	—	—	—
33631	Motor vehicle gas engine & engine parts mfg . . . . .	(C)	(D)	(D)	1	—	—	—	—	—	1	—	—	—
3364	Aerospace product & parts mfg . . . . .	(C)	(D)	(D)	2	1	—	—	—	—	1	—	—	—
33641	Aerospace product & parts mfg . . . . .	(C)	(D)	(D)	2	1	—	—	—	—	1	—	—	—
3366	Ship & boat building . . . . .	(E)	(D)	(D)	21	9	4	3	2	2	1	—	—	—
33661	Ship & boat building . . . . .	(E)	(D)	(D)	21	9	4	3	2	2	1	—	—	—
337	Furniture & related product mfg . . . . .	225	813	3 812	21	16	1	1	1	2	—	—	—	—
3371	HH & institutional furniture & kitchen cabinet mfg . . . . .	(C)	(D)	(D)	16	12	1	1	1	1	—	—	—	—
33711	Wood kitchen cabinet & countertop mfg . . . . .	117	508	2 416	10	7	—	1	1	1	—	—	—	—
337110	Wood kitchen cabinet & countertop mfg . . . . .	117	508	2 416	10	7	—	1	1	1	—	—	—	—
339	Miscellaneous mfg . . . . .	417	2 205	10 710	34	19	7	3	2	2	1	—	—	—
3391	Medical equipment & supplies mfg . . . . .	229	1 136	5 328	17	10	2	1	2	2	—	—	—	—
33911	Medical equipment & supplies mfg . . . . .	229	1 136	5 328	17	10	2	1	2	2	—	—	—	—
339113	Surgical appliance & supplies mfg . . . . .	148	847	4 048	3	—	—	—	1	2	—	—	—	—
3399	Other miscellaneous mfg . . . . .	188	1 069	5 382	17	9	5	2	—	—	1	—	—	—
33994	Office supplies (exc paper) mfg . . . . .	(C)	(D)	(D)	1	—	—	—	—	—	1	—	—	—
<b>42</b>	<b>Wholesale trade . . . . .</b>	<b>2 594</b>	<b>20 746</b>	<b>91 412</b>	<b>334</b>	<b>208</b>	<b>55</b>	<b>41</b>	<b>21</b>	<b>7</b>	<b>2</b>	<b>—</b>	<b>—</b>	<b>—</b>
421	Wholesale trade, durable goods . . . . .	1 376	11 281	52 717	203	131	33	23	12	4	—	—	—	—
4213	Lumber & other construction materials whsle . . . . .	115	808	3 832	14	10	—	1	3	—	—	—	—	—
4214	Professional & commercial equip & supp whsle . . . . .	258	2 452	11 219	30	18	8	1	1	2	—	—	—	—
4218	Machinery, equipment & supplies whsle . . . . .	522	4 113	18 091	64	36	11	10	6	1	—	—	—	—
42182	Farm & garden machinery & equipment whsle . . . . .	144	1 228	5 516	10	3	2	2	3	—	—	—	—	—
421820	Farm & garden machinery & equipment whsle . . . . .	144	1 228	5 516	10	3	2	2	3	—	—	—	—	—
42183	Industrial machinery & equipment whsle . . . . .	172	1 261	5 628	22	15	2	3	1	1	—	—	—	—
421830	Industrial machinery & equipment whsle . . . . .	172	1 261	5 628	22	15	2	3	1	1	—	—	—	—
4219	Miscellaneous durable goods whsle . . . . .	225	2 104	10 716	33	22	3	6	1	1	—	—	—	—
422	Wholesale trade, nondurable goods . . . . .	1 218	9 465	38 695	131	77	22	18	9	3	2	—	—	—
4222	Drugs & druggists' sundries whsle . . . . .	110	684	2 994	10	5	1	3	—	1	—	—	—	—
42221	Drugs & druggists' sundries whsle . . . . .	110	684	2 994	10	5	1	3	—	1	—	—	—	—
422210	Drugs & druggists' sundries whsle . . . . .	110	684	2 994	10	5	1	3	—	1	—	—	—	—
4224	Grocery & related product whsle . . . . .	578	5 134	20 173	39	22	8	2	4	1	2	—	—	—
42246	Fish & seafood whsle . . . . .	185	1 210	5 560	13	6	4	1	1	—	1	—	—	—
422460	Fish & seafood whsle . . . . .	185	1 210	5 560	13	6	4	1	1	—	1	—	—	—
42248	Fresh fruit & vegetable whsle . . . . .	(C)	(D)	(D)	2	—	—	1	—	1	—	—	—	—
42249	Other grocery & related products whsle . . . . .	215	1 445	6 132	7	3	1	—	2	—	1	—	—	—
422490	Other grocery & related products whsle . . . . .	215	1 445	6 132	7	3	1	—	2	—	1	—	—	—
4227	Petroleum & petroleum products whsle . . . . .	108	899	3 626	16	8	2	5	1	—	—	—	—	—
4228	Beer, wine, distilled alcoholic beverage whsle . . . . .	105	648	2 919	4	—	—	2	1	1	—	—	—	—
4229	Miscellaneous nondurable goods whsle . . . . .	139	812	3 727	31	22	5	3	1	—	—	—	—	—
<b>44-45</b>	<b>Retail trade . . . . .</b>	<b>9 322</b>	<b>40 808</b>	<b>177 002</b>	<b>803</b>	<b>334</b>	<b>245</b>	<b>130</b>	<b>62</b>	<b>19</b>	<b>12</b>	<b>1</b>	<b>—</b>	<b>—</b>
441	Motor vehicle & parts dealers . . . . .	999	7 181	31 606	88	28	28	21	8	2	1	—	—	—
4411	Automobile dealers . . . . .	529	4 332	19 690	26	9	4	4	6	2	1	—	—	—
44111	New car dealers . . . . .	467	4 061	18 510	12	1	1	1	6	2	1	—	—	—
441110	New car dealers . . . . .	467	4 061	18 510	12	1	1	1	6	2	1	—	—	—
4412	Other motor vehicle dealers . . . . .	127	837	3 835	27	13	11	3	—	—	—	—	—	—
44122	Motorcycle & boat & other MV dealers . . . . .	103	678	3 105	23	12	8	3	—	—	—	—	—	—
4413	Automotive parts, accessories & tire stores . . . . .	343	2 012	8 081	35	6	13	14	2	—	—	—	—	—
44131	Automotive parts, accessories & tire stores . . . . .	214	1 048	4 587	26	6	11	8	1	—	—	—	—	—
441310	Automotive parts, accessories & tire stores . . . . .	214	1 048	4 587	26	6	11	8	1	—	—	—	—	—
44132	Tire dealers . . . . .	129	964	3 494	9	—	2	6	1	—	—	—	—	—
441320	Tire dealers . . . . .	129	964	3 494	9	—	2	6	1	—	—	—	—	—
442	Furniture & home furnishing stores . . . . .	454	1 731	7 427	56	29	15	6	5	1	—	—	—	—
4421	Furniture stores . . . . .	168	880	3 706	18	8	6	1	3	—	—	—	—	—
44211	Furniture stores . . . . .	168	880	3 706	18	8	6	1	3	—	—	—	—	—
442110	Furniture stores . . . . .	168	880	3 706	18	8	6	1	3	—	—	—	—	—
4422	Home furnishings stores . . . . .	286	851	3 721	38	21	9	5	2	1	—	—	—	—
44229	Other home furnishings stores . . . . .	219	454	1 925	26	13	8	3	1	1	—	—	—	—
442299	All other home furnishings stores . . . . .	212	419	1 773	23	10	8	3	1	1	—	—	—	—
443	Electronics & appliance stores . . . . .	296	1 738	7 155	34	16	8	6	3	1	—	—	—	—
4431	Electronics & appliance stores . . . . .	296	1 738	7 155	34	16	8	6	3	1	—	—	—	—
44311	Appliance, TV & all other electronics stores . . . . .	232	1 360	5 815	20	7	5	5	2	1	—	—	—	—
443112	Radio, television & other electronics stores . . . . .	159	920	4 227	15	6	4	3	1	1	—	—	—	—
444	Bldg material & garden equip & supp dealers . . . . .	957	5 922	25 414	72	22	23	18	5	3	1	—	—	—
4441	Building material & supplies dealers . . . . .	756	4 882	20 786	54	16	15	17	3	2	1	—	—	—
44411	Home centers . . . . .	(C)	(D)	(D)	3	1	—	—	—	—	1	—	—	—
44413	Hardware stores . . . . .	154	809	3 802	13	6	4	1	1	1	—	—	—	—
444130	Hardware stores . . . . .	154	809	3 802	13	6	4	1	1	1	—	—	—	—
44419	Other building material dealers . . . . .	369	2 923	12 091	33	8	7	16	2	—	—	—	—	—
444190	Other building material dealers . . . . .	369	2 923	12 091	33	8	7	16	2	—	—	—	—	—
4442	Lawn & garden equip & supplies stores . . . . .	201	1 040	4 628	18	6	8	1	2	1	—	—	—	—
44422	Nursery & garden centers . . . . .	182	967	4 324	14	4	6	1	2	1	—	—	—	—
444220	Nursery & garden centers . . . . .	182	967	4 324	14	4	6	1	2	1	—	—	—	—

Note: Employment-size classes are indicated as follows: A—0 to 19; B—20 to 99; C—100 to 249; E—250 to 499; F—500 to 999; G—1,000 to 2,499; H—2,500 to 4,999; I—5,000 to 9,999; J—10,000 to 24,999; K—25,000 to 49,999; L—50,000 to 99,999; M—100,000 or more.

**Table 6. Counties—Employees, Payroll, and Establishments by Industry: 1999—Con.**

[Excludes most government employees, railroad employees, and self-employed persons. Size class 1 to 4 includes establishments with payroll, but no employees, during mid-March pay period. (D) denotes figures withheld to avoid disclosing data for individual companies; the data are included in broader industry totals. Detailed industries with 100 or more employees are shown if industry was not a (D). For explanation of terms, abbreviations, and data reliability/comparability, see introductory text]

NAICS code	Industry	Number of employees for week including March 12	Payroll (\$1,000)		Total number of establishments	Number of establishments by employment-size class									
			First quarter	Annual		1 to 4	5 to 9	10 to 19	20 to 49	50 to 99	100 to 249	250 to 499	500 to 999	1,000 or more	
<b>WHATCOM—Con.</b>															
<b>44-45 Retail trade—Con.</b>															
445	Food & beverage stores	1 687	7 234	31 456	81	39	17	7	6	8	4	—	—	—	
4451	Grocery stores	1 536	6 292	27 872	55	22	13	4	4	8	4	—	—	—	
44511	Grocery (except convenience) stores	1 444	6 116	26 995	34	10	6	2	4	8	4	—	—	—	
445110	Grocery (except convenience) stores	1 444	6 116	26 995	34	10	6	2	4	8	4	—	—	—	
4453	Beer, wine & liquor stores	138	919	3 486	18	10	3	3	2	—	—	—	—	—	
44531	Beer, wine & liquor stores	138	919	3 486	18	10	3	3	2	—	—	—	—	—	
445310	Beer, wine & liquor stores	138	919	3 486	18	10	3	3	2	—	—	—	—	—	
446	Health & personal care stores	460	2 233	9 174	53	20	19	6	8	—	—	—	—	—	
4461	Health & personal care stores	460	2 233	9 174	53	20	19	6	8	—	—	—	—	—	
44611	Pharmacies & drug stores	265	1 604	6 692	19	4	4	5	6	—	—	—	—	—	
446110	Pharmacies & drug stores	265	1 604	6 692	19	4	4	5	6	—	—	—	—	—	
447	Gasoline stations	682	1 897	8 060	91	30	37	19	5	—	—	—	—	—	
4471	Gasoline stations	682	1 897	8 060	91	30	37	19	5	—	—	—	—	—	
44711	Gasoline stations with convenience stores	544	1 446	6 172	69	20	30	15	4	—	—	—	—	—	
447110	Gasoline stations with convenience stores	544	1 446	6 172	69	20	30	15	4	—	—	—	—	—	
44719	Other gasoline stations	138	451	1 888	22	10	7	4	1	—	—	—	—	—	
447190	Other gasoline stations	138	451	1 888	22	10	7	4	1	—	—	—	—	—	
448	Clothing & clothing accessories stores	787	2 315	9 205	113	42	49	17	5	—	—	—	—	—	
4481	Clothing stores	552	1 536	6 093	66	19	27	15	5	—	—	—	—	—	
44812	Women's clothing stores	131	286	1 081	20	7	10	3	—	—	—	—	—	—	
448120	Women's clothing stores	131	286	1 081	20	7	10	3	—	—	—	—	—	—	
44814	Family clothing stores	268	822	3 084	23	6	7	5	5	—	—	—	—	—	
448140	Family clothing stores	268	822	3 084	23	6	7	5	5	—	—	—	—	—	
4482	Shoe stores	143	437	1 665	27	13	12	2	—	—	—	—	—	—	
44821	Shoe stores	143	437	1 665	27	13	12	2	—	—	—	—	—	—	
448210	Shoe stores	143	437	1 665	27	13	12	2	—	—	—	—	—	—	
451	Sporting goods, hobby, book & music stores	615	1 763	7 720	65	28	17	9	10	1	—	—	—	—	
4511	Sporting goods, hobby, musical instrument stores	375	1 092	4 807	40	21	8	5	5	1	—	—	—	—	
45111	Sporting goods stores	207	568	2 615	24	11	5	5	3	—	—	—	—	—	
451110	Sporting goods stores	207	568	2 615	24	11	5	5	3	—	—	—	—	—	
45112	Hobby, toy & game stores	108	358	1 555	8	5	1	—	1	1	—	—	—	—	
451120	Hobby, toy & game stores	108	358	1 555	8	5	1	—	1	1	—	—	—	—	
4512	Book, periodical & music stores	240	671	2 913	25	7	9	4	5	—	—	—	—	—	
45121	Book stores & news dealers	187	518	2 150	20	6	8	2	4	—	—	—	—	—	
451211	Book stores	177	442	1 810	16	3	7	2	4	—	—	—	—	—	
452	General merchandise stores	1 503	5 629	25 716	15	3	2	1	—	2	6	1	—	—	
4521	Department stores	(F)	(D)	(D)	7	—	—	—	—	2	5	—	—	—	
45211	Department stores	(F)	(D)	(D)	7	—	—	—	—	2	5	—	—	—	
4529	Other general merchandise stores	(F)	(D)	(D)	8	3	2	1	—	—	1	1	—	—	
45291	Warehouse clubs & superstores	(E)	(D)	(D)	2	—	—	—	—	—	1	1	—	—	
453	Miscellaneous store retailers	670	1 767	7 551	98	58	21	13	5	1	—	—	—	—	
4532	Office supplies, stationery & gift stores	296	742	2 968	38	19	8	8	3	—	—	—	—	—	
45321	Office supplies & stationery stores	134	397	1 612	10	2	3	3	2	—	—	—	—	—	
453210	Office supplies & stationery stores	134	397	1 612	10	2	3	3	2	—	—	—	—	—	
45322	Gift, novelty & souvenir stores	162	345	1 356	28	17	5	5	1	—	—	—	—	—	
453220	Gift, novelty & souvenir stores	162	345	1 356	28	17	5	5	1	—	—	—	—	—	
4533	Used merchandise stores	148	310	1 354	17	14	1	—	1	1	—	—	—	—	
45331	Used merchandise stores	148	310	1 354	17	14	1	—	1	1	—	—	—	—	
453310	Used merchandise stores	148	310	1 354	17	14	1	—	1	1	—	—	—	—	
4539	Other miscellaneous store retailers	167	582	2 676	29	15	9	4	1	—	—	—	—	—	
454	Nonstore retailers	212	1 398	6 518	37	19	9	7	2	—	—	—	—	—	
4543	Direct selling establishments	(C)	(D)	(D)	21	9	6	5	1	—	—	—	—	—	
<b>48-49</b>	<b>Transportation &amp; warehousing</b>	<b>1 510</b>	<b>10 313</b>	<b>45 277</b>	<b>168</b>	<b>104</b>	<b>28</b>	<b>15</b>	<b>15</b>	<b>5</b>	<b>1</b>	—	—	—	
484	Truck transportation	668	4 548	20 625	95	65	14	7	6	3	—	—	—	—	
4841	General freight trucking	258	2 109	9 298	35	23	8	2	—	2	—	—	—	—	
48412	General freight trucking, long-distance	226	1 890	8 283	21	11	7	1	—	2	—	—	—	—	
484121	General freight trucking, long-distance, TL	190	1 541	6 780	16	10	3	1	—	2	—	—	—	—	
4842	Specialized freight trucking	410	2 439	11 327	60	42	6	5	6	1	—	—	—	—	
48422	Specialized freight (exc used) trucking, local	171	1 054	4 884	40	34	2	1	3	—	—	—	—	—	
484220	Specialized freight (exc used) trucking, local	171	1 054	4 884	40	34	2	1	3	—	—	—	—	—	
48423	Specialized freight (exc used) trucking, LDist	177	1 172	5 338	15	7	3	2	2	1	—	—	—	—	
484230	Specialized freight (exc used) trucking, LDist	177	1 172	5 338	15	7	3	2	2	1	—	—	—	—	
485	Transit & ground passenger transportation	114	434	1 859	5	1	—	2	1	1	—	—	—	—	
488	Transportation support activities	397	2 644	11 289	36	17	11	3	4	1	—	—	—	—	
4885	Freight transportation arrangement	296	1 876	8 248	22	9	7	2	3	1	—	—	—	—	
48851	Freight transportation arrangement	296	1 876	8 248	22	9	7	2	3	1	—	—	—	—	
488510	Freight transportation arrangement	296	1 876	8 248	22	9	7	2	3	1	—	—	—	—	
493	Warehousing & storage	(C)	(D)	(D)	6	4	—	—	1	—	1	—	—	—	
4931	Warehousing & storage	(C)	(D)	(D)	6	4	—	—	1	—	1	—	—	—	
49312	Refrigerated warehousing & storage	(C)	(D)	(D)	2	1	—	—	—	—	1	—	—	—	

Note: Employment-size classes are indicated as follows: A—0 to 19; B—20 to 99; C—100 to 249; E—250 to 499; F—500 to 999; G—1,000 to 2,499; H—2,500 to 4,999; I—5,000 to 9,999; J—10,000 to 24,999; K—25,000 to 49,999; L—50,000 to 99,999; M—100,000 or more.



**Table 6. Counties—Employees, Payroll, and Establishments by Industry: 1999—Con.**

[Excludes most government employees, railroad employees, and self-employed persons. Size class 1 to 4 includes establishments with payroll, but no employees, during mid-March pay period. (D) denotes figures withheld to avoid disclosing data for individual companies; the data are included in broader industry totals. Detailed industries with 100 or more employees are shown if industry was not a (D). For explanation of terms, abbreviations, and data reliability/comparability, see introductory text]

NAICS code	Industry	Number of employees for week including March 12	Payroll (\$1,000)		Total number of establishments	Number of establishments by employment-size class									
			First quarter	Annual		1 to 4	5 to 9	10 to 19	20 to 49	50 to 99	100 to 249	250 to 499	500 to 999	1,000 or more	
<b>WHATCOM—Con.</b>															
<b>51</b>	<b>Information</b>	<b>888</b>	<b>6 674</b>	<b>29 023</b>	<b>83</b>	<b>52</b>	<b>12</b>	<b>9</b>	<b>6</b>	<b>2</b>	<b>2</b>				
511	Publishing industries	258	1 930	8 748	24	15	4	4	—	—	1	—	—	—	
5111	Newspaper, periodical, book, database publishers	233	1 705	7 822	19	11	4	3	—	—	1	—	—	—	
51111	Newspaper publishers	185	1 397	5 870	7	3	1	2	—	—	1	—	—	—	
511110	Newspaper publishers	185	1 397	5 870	7	3	1	2	—	—	1	—	—	—	
513	Broadcasting & telecommunications	475	3 806	16 231	34	19	6	4	2	2	1	—	—	—	
5131	Radio & television broadcasting	(C)	(D)	(D)	9	3	3	1	—	2	—	—	—	—	
51311	Radio broadcasting	118	719	2 942	8	3	3	1	—	1	—	—	—	—	
513112	Radio stations	118	719	2 942	8	3	3	1	—	1	—	—	—	—	
5132	Cable networks & program distribution	(C)	(D)	(D)	3	1	—	1	—	—	1	—	—	—	
51322	Cable & other program distribution	(C)	(D)	(D)	2	1	—	—	—	—	1	—	—	—	
5133	Telecommunications	(C)	(D)	(D)	22	15	3	2	2	—	—	—	—	—	
<b>52</b>	<b>Finance &amp; insurance</b>	<b>1 962</b>	<b>17 038</b>	<b>68 949</b>	<b>232</b>	<b>128</b>	<b>59</b>	<b>22</b>	<b>17</b>	<b>4</b>	<b>2</b>				
522	Credit intermediation & related activities	1 169	9 198	36 366	110	37	45	15	8	4	1	—	—	—	
5221	Depository credit intermediation	1 004	7 945	31 191	74	15	36	11	7	4	1	—	—	—	
52211	Commercial banking	483	4 281	14 281	38	4	21	6	5	2	—	—	—	—	
522110	Commercial banking	483	4 281	14 281	38	4	21	6	5	2	—	—	—	—	
52212	Savings institutions	283	2 052	10 415	28	8	15	3	1	1	—	—	—	—	
522120	Savings institutions	283	2 052	10 415	28	8	15	3	1	1	—	—	—	—	
52213	Credit unions	238	1 612	6 495	8	3	—	2	1	1	1	—	—	—	
522130	Credit unions	238	1 612	6 495	8	3	—	2	1	1	1	—	—	—	
5222	Nondepository credit intermediation	116	940	3 589	20	12	4	3	1	—	—	—	—	—	
523	Security, commodity contracts & like activity	149	2 465	10 802	39	27	8	3	1	—	—	—	—	—	
5231	Scrtcy & comdty contracts intermed & brokerage	(C)	(D)	(D)	21	12	6	2	1	—	—	—	—	—	
524	Insurance carriers & related activities	644	5 375	21 781	83	64	6	4	8	—	1	—	—	—	
5241	Insurance carriers	359	3 249	12 913	21	17	—	—	3	—	1	—	—	—	
52411	Direct life, health, medical insurance carriers	(E)	(D)	(D)	3	1	—	—	1	—	1	—	—	—	
5242	Agencies & other insurance related activities	285	2 126	8 868	62	47	6	4	5	—	—	—	—	—	
52421	Insurance agencies & brokerages	280	2 075	8 690	56	41	6	4	5	—	—	—	—	—	
524210	Insurance agencies & brokerages	280	2 075	8 690	56	41	6	4	5	—	—	—	—	—	
<b>53</b>	<b>Real estate &amp; rental &amp; leasing</b>	<b>1 211</b>	<b>4 552</b>	<b>20 599</b>	<b>241</b>	<b>170</b>	<b>44</b>	<b>18</b>	<b>7</b>	<b>1</b>	<b>1</b>				
531	Real estate	621	2 423	11 411	182	151	19	7	5	—	—	—	—	—	
5311	Lessors of real estate	374	1 271	5 634	108	94	7	3	4	—	—	—	—	—	
53111	Lessors of residential buildings & dwellings	176	494	2 226	63	56	3	2	2	—	—	—	—	—	
531110	Lessors of residential buildings & dwellings	176	494	2 226	63	56	3	2	2	—	—	—	—	—	
531112	Lessors of nonres bldg (exc minwarehouses)	144	628	2 656	20	14	3	1	2	—	—	—	—	—	
5311120	Lessors of nonres bldg (exc minwarehouses)	144	628	2 656	20	14	3	1	2	—	—	—	—	—	
5312	Offices of real estate agents & brokers	133	479	2 788	46	36	8	2	—	—	—	—	—	—	
53121	Offices of real estate agents & brokers	133	479	2 788	46	36	8	2	—	—	—	—	—	—	
531210	Offices of real estate agents & brokers	133	479	2 788	46	36	8	2	—	—	—	—	—	—	
5313	Activities related to real estate	114	673	2 989	28	21	4	2	1	—	—	—	—	—	
532	Rental & leasing services	590	2 129	9 188	59	19	25	11	2	1	1	—	—	—	
5322	Consumer goods rental	442	1 523	6 093	38	10	19	6	1	1	1	—	—	—	
53223	Video tape & disc rental	418	1 345	5 363	29	4	16	6	1	1	1	—	—	—	
532230	Video tape & disc rental	418	1 345	5 363	29	4	16	6	1	1	1	—	—	—	
<b>54</b>	<b>Professional, scientific &amp; technical services</b>	<b>2 937</b>	<b>28 500</b>	<b>98 253</b>	<b>467</b>	<b>333</b>	<b>80</b>	<b>39</b>	<b>9</b>	<b>2</b>	<b>2</b>	<b>1</b>	<b>1</b>		
541	Professional, scientific & technical services	2 937	28 500	98 253	467	333	80	39	9	2	2	1	1	—	
5411	Legal services	398	2 735	12 140	97	69	18	8	2	—	—	—	—	—	
54111	Offices of lawyers	(E)	(D)	(D)	95	68	18	7	2	—	—	—	—	—	
5412	Accounting, tax prep, bookkeep, payroll services	353	2 294	8 900	79	55	17	4	2	1	—	—	—	—	
54121	Accounting, tax prep, bookkeep, payroll services	353	2 294	8 900	79	55	17	4	2	1	—	—	—	—	
541211	Offices of certified public accountants	248	1 586	6 830	48	31	11	4	1	1	—	—	—	—	
5413	Architectural, engineering & related services	1 225	16 661	47 319	98	62	16	15	3	—	—	1	1	—	
54133	Engineering services	1 050	15 309	40 871	59	36	10	9	2	—	—	1	1	—	
541330	Engineering services	1 050	15 309	40 871	59	36	10	9	2	—	—	1	1	—	
5415	Computer systems design & related services	274	2 536	11 614	45	36	6	2	—	—	1	—	—	—	
54151	Computer systems design & related services	274	2 536	11 614	45	36	6	2	—	—	1	—	—	—	
541512	Computer systems design services	207	1 946	8 302	21	17	3	—	—	—	1	—	—	—	
5416	Management, sci & tech consulting services	244	2 278	9 614	56	51	2	1	1	—	1	—	—	—	
54161	Management consulting services	176	1 861	7 817	37	34	2	—	—	—	1	—	—	—	
541611	Admin & gen management consulting services	145	1 727	7 022	19	18	—	—	—	—	1	—	—	—	
5418	Advertising & related services	122	396	1 777	21	15	3	2	—	1	—	—	—	—	
5419	Oth professional, scientific, technical services	253	1 162	5 309	51	30	14	6	1	—	—	—	—	—	
54194	Veterinary services	156	770	3 491	18	5	8	4	1	—	—	—	—	—	
541940	Veterinary services	156	770	3 491	18	5	8	4	1	—	—	—	—	—	
<b>55</b>	<b>Management of companies &amp; enterprises</b>	<b>1 848</b>	<b>8 247</b>	<b>33 500</b>	<b>16</b>	<b>8</b>	<b>1</b>	<b>2</b>	<b>2</b>					<b>1</b>	
551	Management of companies & enterprises	1 848	8 247	33 500	16	8	1	2	2	—	2	—	—	1	
5511	Management of companies & enterprises	1 848	8 247	33 500	16	8	1	2	2	—	2	—	—	1	
55111	Management of companies & enterprises	1 848	8 247	33 500	16	8	1	2	2	—	2	—	—	1	
551114	Corp, subsidiary & regional managing offices	1 837	8 016	32 646	9	1	1	2	2	—	2	—	—	1	

Note: Employment-size classes are indicated as follows: A—0 to 19; B—20 to 99; C—100 to 249; E—250 to 499; F—500 to 999; G—1,000 to 2,499; H—2,500 to 4,999; I—5,000 to 9,999; J—10,000 to 24,999; K—25,000 to 49,999; L—50,000 to 99,999; M—100,000 or more.

**Table 6. Counties—Employees, Payroll, and Establishments by Industry: 1999—Con.**

[Excludes most government employees, railroad employees, and self-employed persons. Size class 1 to 4 includes establishments with payroll, but no employees, during mid-March pay period. (D) denotes figures withheld to avoid disclosing data for individual companies; the data are included in broader industry totals. Detailed industries with 100 or more employees are shown if industry was not a (D). For explanation of terms, abbreviations, and data reliability/comparability, see introductory text]

NAICS code	Industry	Number of employees for week including March 12	Payroll (\$1,000)		Total number of establishments	Number of establishments by employment-size class									
			First quarter	Annual		1 to 4	5 to 9	10 to 19	20 to 49	50 to 99	100 to 249	250 to 499	500 to 999	1,000 or more	
<b>WHATCOM—Con.</b>															
<b>56</b>	<b>Admin, support, waste mgmt, remediation services</b>	<b>2 052</b>	<b>9 047</b>	<b>41 593</b>	<b>242</b>	<b>148</b>	<b>39</b>	<b>31</b>	<b>18</b>	<b>3</b>	<b>3</b>	—	—	—	
561	Administrative & support services	1 857	7 473	35 771	225	142	33	29	16	2	3	—	—	—	
5613	Employment services	495	1 635	8 177	10	3	—	2	3	—	2	—	—	—	
56132	Temporary help services (E)	(E)	(D)	(D)	7	2	—	1	2	—	2	—	—	—	
5614	Business support services	176	767	3 278	27	14	4	7	2	—	—	—	—	—	
5615	Travel arrangement & reservation services	122	555	2 286	23	14	5	3	1	—	—	—	—	—	
5616	Investigation & security services	247	847	4 445	7	3	—	—	2	1	1	—	—	—	
56161	Investigation, guard & armored car services (C)	(C)	(D)	(D)	4	1	—	—	1	1	1	—	—	—	
561612	Security guards & patrol services	215	643	3 600	3	—	—	—	1	1	1	—	—	—	
5617	Services to buildings & dwellings	635	2 212	10 922	19	83	15	13	7	1	—	—	—	—	
56172	Janitorial services	382	1 311	5 617	55	38	5	4	7	1	—	—	—	—	
561720	Janitorial services	382	1 311	5 617	55	38	5	4	7	1	—	—	—	—	
56173	Landscaping services	184	627	4 051	51	35	10	6	—	—	—	—	—	—	
561730	Landscaping services	184	627	4 051	51	35	10	6	—	—	—	—	—	—	
562	Waste management & remediation services	195	1 574	5 822	17	6	6	2	2	1	—	—	—	—	
5621	Waste collection	128	1 215	4 448	8	2	2	2	1	1	—	—	—	—	
56211	Waste collection	128	1 215	4 448	8	2	2	2	1	1	—	—	—	—	
562111	Solid waste collection	128	1 215	4 448	8	2	2	2	1	1	—	—	—	—	
<b>61</b>	<b>Educational services</b>	<b>700</b>	<b>2 748</b>	<b>11 246</b>	<b>46</b>	<b>23</b>	<b>9</b>	<b>6</b>	<b>5</b>	<b>1</b>	<b>2</b>	—	—	—	
611	Educational services	700	2 748	11 246	46	23	9	6	5	1	2	—	—	—	
6111	Elementary & secondary schools	367	1 535	6 059	13	2	3	2	4	1	1	—	—	—	
61111	Elementary & secondary schools	367	1 535	6 059	13	2	3	2	4	1	1	—	—	—	
611110	Elementary & secondary schools	367	1 535	6 059	13	2	3	2	4	1	1	—	—	—	
6112	Junior colleges (C)	(D)	(D)	(D)	1	—	—	—	—	—	1	—	—	—	
61121	Junior colleges (C)	(D)	(D)	(D)	1	—	—	—	—	—	1	—	—	—	
6116	Other schools & instruction	123	335	1 412	20	12	4	3	1	—	—	—	—	—	
<b>62</b>	<b>Health care and social assistance</b>	<b>6 691</b>	<b>37 565</b>	<b>164 846</b>	<b>474</b>	<b>239</b>	<b>117</b>	<b>62</b>	<b>34</b>	<b>11</b>	<b>9</b>	<b>1</b>	—	<b>1</b>	
621	Ambulatory health care services	2 549	16 773	73 521	325	173	92	41	13	3	2	1	—	—	
6211	Offices of physicians	983	8 453	37 671	116	58	31	16	9	1	1	—	—	—	
62111	Offices of physicians	983	8 453	37 671	116	58	31	16	9	1	1	—	—	—	
621111	Offices of physicians (exc mental health)	955	8 232	36 830	106	49	31	15	9	1	1	—	—	—	
6212	Offices of dentists	543	3 552	15 457	79	24	37	17	1	—	—	—	—	—	
62121	Offices of dentists	543	3 552	15 457	79	24	37	17	1	—	—	—	—	—	
621210	Offices of dentists	543	3 552	15 457	79	24	37	17	1	—	—	—	—	—	
6213	Offices of other health practitioners	301	1 437	6 212	102	79	19	4	—	—	—	—	—	—	
6214	Outpatient care centers	292	2 066	8 964	14	5	3	1	3	1	1	—	—	—	
62142	Outpatient mental health, substance abuse ctrs (C)	(D)	(D)	(D)	5	4	—	—	—	—	1	—	—	—	
62149	Other outpatient care centers (C)	(D)	(D)	(D)	7	1	2	—	3	1	—	—	—	—	
621498	All other outpatient care centers	101	773	3 729	5	1	2	—	1	1	—	—	—	—	
6216	Home health care services (E)	(D)	(D)	(D)	3	1	—	—	—	1	—	1	—	—	
62161	Home health care services (E)	(D)	(D)	(D)	3	1	—	—	—	1	—	1	—	—	
622	Hospitals	(G)	(D)	(D)	1	—	—	—	—	—	—	—	—	1	
6221	General medical & surgical hospitals (G)	(D)	(D)	(D)	1	—	—	—	—	—	—	—	—	1	
62211	General medical & surgical hospitals (G)	(D)	(D)	(D)	1	—	—	—	—	—	—	—	—	1	
623	Nursing & residential care facilities	1 453	5 483	23 341	46	15	8	6	7	5	5	—	—	—	
6231	Nursing care facilities	777	3 449	14 223	11	3	—	—	1	3	4	—	—	—	
62311	Nursing care facilities	777	3 449	14 223	11	3	—	—	1	3	4	—	—	—	
623110	Nursing care facilities	777	3 449	14 223	11	3	—	—	1	3	4	—	—	—	
6232	Residential mental retardation, health facil (C)	(D)	(D)	(D)	9	2	2	2	3	—	—	—	—	—	
6233	Community care facilities for the elderly	533	1 546	6 938	24	8	6	4	3	2	1	—	—	—	
62331	Community care facilities for the elderly	533	1 546	6 938	24	8	6	4	3	2	1	—	—	—	
623311	Continuing care retirement communities	291	919	4 298	4	1	—	1	—	1	1	—	—	—	
623312	Homes for the elderly	242	627	2 640	20	7	6	3	3	1	—	—	—	—	
624	Social assistance	(G)	(D)	(D)	102	51	17	15	14	3	2	—	—	—	
6241	Individual & family services	520	2 056	9 256	51	26	10	6	7	2	—	—	—	—	
62411	Child & youth services	152	657	2 918	11	5	2	1	3	—	—	—	—	—	
624110	Child & youth services	152	657	2 918	11	5	2	1	3	—	—	—	—	—	
62412	Services for elderly & disabled persons	191	588	2 680	15	6	6	—	1	2	—	—	—	—	
624120	Services for elderly & disabled persons	191	588	2 680	15	6	6	—	1	2	—	—	—	—	
62419	Other individual & family services	177	811	3 658	25	15	2	5	3	—	—	—	—	—	
624190	Other individual & family services	177	811	3 658	25	15	2	5	3	—	—	—	—	—	
6243	Vocational rehabilitation services	337	1 008	4 589	7	—	1	2	1	1	2	—	—	—	
62431	Vocational rehabilitation services	337	1 008	4 589	7	—	1	2	1	1	2	—	—	—	
624310	Vocational rehabilitation services	337	1 008	4 589	7	—	1	2	1	1	2	—	—	—	
6244	Child day care services (C)	(D)	(D)	(D)	34	23	3	3	5	—	—	—	—	—	
62441	Child day care services (C)	(D)	(D)	(D)	34	23	3	3	5	—	—	—	—	—	
<b>71</b>	<b>Arts, entertainment &amp; recreation</b>	<b>1 265</b>	<b>4 211</b>	<b>18 468</b>	<b>90</b>	<b>52</b>	<b>12</b>	<b>11</b>	<b>8</b>	<b>4</b>	<b>3</b>	—	—	—	
711	Performing arts, spectator sports & related industries	142	256	1 241	23	20	1	1	—	—	1	—	—	—	
7113	Promoters of entertainment events	115	160	790	4	2	1	—	—	—	1	—	—	—	
71131	Promoters of entertainment events with facility	(C)	(D)	(D)	2	1	—	—	—	—	1	—	—	—	

Note: Employment-size classes are indicated as follows: A—0 to 19; B—20 to 99; C—100 to 249; E—250 to 499; F—500 to 999; G—1,000 to 2,499; H—2,500 to 4,999; I—5,000 to 9,999; J—10,000 to 24,999; K—25,000 to 49,999; L—50,000 to 99,999; M—100,000 or more.

**Table 6. Counties—Employees, Payroll, and Establishments by Industry: 1999—Con.**

[Excludes most government employees, railroad employees, and self-employed persons. Size class 1 to 4 includes establishments with payroll, but no employees, during mid-March pay period. (D) denotes figures withheld to avoid disclosing data for individual companies; the data are included in broader industry totals. Detailed industries with 100 or more employees are shown if industry was not a (D). For explanation of terms, abbreviations, and data reliability/comparability, see introductory text]

NAICS code	Industry	Number of employees for week including March 12	Payroll (\$1,000)		Total number of establishments	Number of establishments by employment-size class								
			First quarter	Annual		1 to 4	5 to 9	10 to 19	20 to 49	50 to 99	100 to 249	250 to 499	500 to 999	1,000 or more
<b>WHATCOM—Con.</b>														
<b>71 Arts, entertainment &amp; recreation—Con.</b>														
713	Amusement, gambling & recreation industries . . . .	1 111	3 916	17 100	63	29	10	10	8	4	2	—	—	—
7132	Gambling industries . . . . .	298	1 272	5 373	5	1	—	1	1	1	1	—	—	—
71321	Casinos (except hotel casinos) . . . . .	(C)	(D)	(D)	1	—	—	—	—	—	1	—	—	—
71329	Other gambling industries . . . . .	(C)	(D)	(D)	4	1	—	1	1	1	—	—	—	—
7139	Other amusement & recreation industries . . . . .	789	2 594	11 473	55	26	10	8	7	3	1	—	—	—
71391	Golf courses & country clubs . . . . .	325	1 050	5 460	13	2	4	2	2	3	—	—	—	—
713910	Golf courses & country clubs . . . . .	325	1 050	5 460	13	2	4	2	2	3	—	—	—	—
71392	Skiing facilities . . . . .	(C)	(D)	(D)	1	—	—	—	—	—	1	—	—	—
71394	Fitness & recreational sports centers . . . . .	116	371	1 586	14	8	2	2	2	—	—	—	—	—
713940	Fitness & recreational sports centers . . . . .	116	371	1 586	14	8	2	2	2	—	—	—	—	—
<b>72</b>	<b>Accommodation &amp; food services . . . . .</b>	<b>6 574</b>	<b>14 371</b>	<b>62 635</b>	<b>432</b>	<b>143</b>	<b>87</b>	<b>105</b>	<b>80</b>	<b>13</b>	<b>3</b>	<b>—</b>	<b>1</b>	<b>—</b>
721	Accommodation . . . . .	871	2 568	8 771	55	26	10	10	5	2	2	—	—	—
7211	Traveler accommodation . . . . .	705	2 001	6 046	40	19	6	9	2	2	2	—	—	—
72111	Hotels (exc casino hotels) & motels . . . . .	693	1 980	5 953	34	14	5	9	2	2	2	—	—	—
721110	Hotels (exc casino hotels) & motels . . . . .	693	1 980	5 953	34	14	5	9	2	2	2	—	—	—
7212	RV parks & recreational camps . . . . .	111	392	2 061	12	6	3	1	2	—	—	—	—	—
72121	RV parks & recreational camps . . . . .	111	392	2 061	12	6	3	1	2	—	—	—	—	—
722	Food services & drinking places . . . . .	5 703	11 803	53 864	377	117	77	95	75	11	1	—	1	—
7221	Full-service restaurants . . . . .	2 601	6 061	27 278	177	51	39	42	39	5	1	—	—	—
72211	Full-service restaurants . . . . .	2 601	6 061	27 278	177	51	39	42	39	5	1	—	—	—
722110	Full-service restaurants . . . . .	2 601	6 061	27 278	177	51	39	42	39	5	1	—	—	—
7222	Limited-service eating places . . . . .	2 104	4 375	20 235	159	49	28	46	31	5	—	—	—	—
72221	Limited-service eating places . . . . .	2 104	4 375	20 235	159	49	28	46	31	5	—	—	—	—
722211	Limited-service restaurants . . . . .	1 591	3 245	14 862	105	32	14	29	25	5	—	—	—	—
7223	Special food services . . . . .	660	704	3 067	11	7	1	2	—	—	—	—	1	—
72231	Food service contractors . . . . .	(F)	(D)	(D)	4	2	—	1	—	—	—	—	1	—
7224	Drinking places (alcoholic beverages) . . . . .	338	663	3 284	30	10	9	5	5	1	—	—	—	—
72241	Drinking places (alcoholic beverages) . . . . .	338	663	3 284	30	10	9	5	5	1	—	—	—	—
722410	Drinking places (alcoholic beverages) . . . . .	338	663	3 284	30	10	9	5	5	1	—	—	—	—
<b>81</b>	<b>Other services (except public administration) . . . . .</b>	<b>2 933</b>	<b>11 651</b>	<b>48 126</b>	<b>471</b>	<b>286</b>	<b>108</b>	<b>49</b>	<b>22</b>	<b>5</b>	<b>1</b>	<b>—</b>	<b>—</b>	<b>—</b>
811	Repair & maintenance . . . . .	789	4 261	18 629	170	114	33	19	4	—	—	—	—	—
8111	Automotive repair & maintenance . . . . .	564	3 073	13 535	116	74	26	13	3	—	—	—	—	—
81111	Automotive mechanical & electrical R&M . . . . .	320	1 889	8 316	74	48	18	7	1	—	—	—	—	—
811111	General automotive repair . . . . .	251	1 530	6 989	63	40	16	7	—	—	—	—	—	—
81112	Automotive body, paint, interior & glass repair . . . . .	135	885	3 930	23	14	3	5	1	—	—	—	—	—
81119	Other automotive R&M . . . . .	109	299	1 289	19	12	5	1	1	—	—	—	—	—
8113	Commercial equipment (exc auto & elec) R&M . . . . .	109	656	2 692	15	9	3	2	1	—	—	—	—	—
81131	Commercial equipment (exc auto & elec) R&M . . . . .	109	656	2 692	15	9	3	2	1	—	—	—	—	—
811310	Commercial equipment (exc auto & elec) R&M . . . . .	109	656	2 692	15	9	3	2	1	—	—	—	—	—
812	Personal & laundry services . . . . .	490	1 835	7 665	86	49	25	8	3	1	—	—	—	—
8121	Personal care services . . . . .	185	622	2 544	44	29	10	5	—	—	—	—	—	—
81211	Hair, nail & skin care services . . . . .	171	584	2 360	39	25	9	5	—	—	—	—	—	—
8123	Drycleaning & laundry services . . . . .	202	724	3 132	16	6	3	3	3	1	—	—	—	—
813	Religious, grantmaking, civic, prof & like organizations . . . . .	1 654	5 555	21 832	215	123	50	22	15	4	1	—	—	—
8131	Religious organizations . . . . .	889	2 456	9 950	125	64	36	16	7	2	—	—	—	—
81311	Religious organizations . . . . .	889	2 456	9 950	125	64	36	16	7	2	—	—	—	—
813110	Religious organizations . . . . .	889	2 456	9 950	125	64	36	16	7	2	—	—	—	—
8134	Civic & social organizations . . . . .	331	632	2 767	25	11	5	3	4	2	—	—	—	—
81341	Civic & social organizations . . . . .	331	632	2 767	25	11	5	3	4	2	—	—	—	—
813410	Civic & social organizations . . . . .	331	632	2 767	25	11	5	3	4	2	—	—	—	—
8139	Business, labor, political, like organizations . . . . .	326	1 983	7 186	45	32	9	1	2	—	1	—	—	—
81392	Professional organizations . . . . .	(C)	(D)	(D)	6	5	—	—	—	—	1	—	—	—
<b>95</b>	<b>Auxiliaries (exc corporate, subsidiary &amp; regional mgt) . . . . .</b>	<b>77</b>	<b>622</b>	<b>2 464</b>	<b>7</b>	<b>2</b>	<b>3</b>	<b>1</b>	<b>1</b>	<b>—</b>	<b>—</b>	<b>—</b>	<b>—</b>	<b>—</b>
<b>99</b>	<b>Unclassified establishments . . . . .</b>	<b>51</b>	<b>163</b>	<b>1 399</b>	<b>112</b>	<b>111</b>	<b>—</b>	<b>1</b>	<b>—</b>	<b>—</b>	<b>—</b>	<b>—</b>	<b>—</b>	<b>—</b>
<b>WHITMAN</b>														
	<b>Total . . . . .</b>	<b>7 004</b>	<b>34 017</b>	<b>147 144</b>	<b>876</b>	<b>524</b>	<b>171</b>	<b>110</b>	<b>50</b>	<b>14</b>	<b>6</b>	<b>1</b>	<b>—</b>	<b>—</b>
<b>11</b>	<b>Forestry, fishing, hunting, and agriculture support . . . . .</b>	<b>(B)</b>	<b>(D)</b>	<b>(D)</b>	<b>14</b>	<b>12</b>	<b>1</b>	<b>1</b>	<b>—</b>	<b>—</b>	<b>—</b>	<b>—</b>	<b>—</b>	<b>—</b>
<b>21</b>	<b>Mining . . . . .</b>	<b>(A)</b>	<b>(D)</b>	<b>(D)</b>	<b>1</b>	<b>—</b>	<b>—</b>	<b>1</b>	<b>—</b>	<b>—</b>	<b>—</b>	<b>—</b>	<b>—</b>	<b>—</b>
<b>22</b>	<b>Utilities . . . . .</b>	<b>(B)</b>	<b>(D)</b>	<b>(D)</b>	<b>6</b>	<b>4</b>	<b>1</b>	<b>—</b>	<b>1</b>	<b>—</b>	<b>—</b>	<b>—</b>	<b>—</b>	<b>—</b>
<b>23</b>	<b>Construction . . . . .</b>	<b>292</b>	<b>1 677</b>	<b>8 889</b>	<b>67</b>	<b>48</b>	<b>8</b>	<b>9</b>	<b>2</b>	<b>—</b>	<b>—</b>	<b>—</b>	<b>—</b>	<b>—</b>
235	Special trade contractors . . . . .	161	1 017	4 479	30	21	3	4	2	—	—	—	—	—
<b>31-33</b>	<b>Manufacturing . . . . .</b>	<b>(F)</b>	<b>(D)</b>	<b>(D)</b>	<b>22</b>	<b>12</b>	<b>3</b>	<b>4</b>	<b>2</b>	<b>—</b>	<b>—</b>	<b>1</b>	<b>—</b>	<b>—</b>
334	Computer & electronic product mfg . . . . .	(E)	(D)	(D)	5	2	—	—	2	—	—	1	—	—
3345	Nav, measuring, medical, control instruments mfg . . . . .	(E)	(D)	(D)	4	1	—	—	2	—	—	1	—	—
33451	Nav, measuring, medical, control instruments mfg . . . . .	(E)	(D)	(D)	4	1	—	—	2	—	—	1	—	—

Note: Employment-size classes are indicated as follows: A—0 to 19; B—20 to 99; C—100 to 249; E—250 to 499; F—500 to 999; G—1,000 to 2,499; H—2,500 to 4,999; I—5,000 to 9,999; J—10,000 to 24,999; K—25,000 to 49,999; L—50,000 to 99,999; M—100,000 or more.

**Table 6. Counties—Employees, Payroll, and Establishments by Industry: 1999—Con.**

[Excludes most government employees, railroad employees, and self-employed persons. Size class 1 to 4 includes establishments with payroll, but no employees, during mid-March pay period. (D) denotes figures withheld to avoid disclosing data for individual companies; the data are included in broader industry totals. Detailed industries with 100 or more employees are shown if industry was not a (D). For explanation of terms, abbreviations, and data reliability/comparability, see introductory text]

NAICS code	Industry	Number of employees for week including March 12	Payroll (\$1,000)		Total number of establishments	Number of establishments by employment-size class																		
			First quarter	Annual		1 to 4	5 to 9	10 to 19	20 to 49	50 to 99	100 to 249	250 to 499	500 to 999	1,000 or more										
<b>WHITMAN—Con.</b>																								
<b>42</b>	<b>Wholesale trade</b> .....	<b>548</b>	<b>4 102</b>	<b>16 968</b>	<b>67</b>	<b>42</b>	<b>12</b>	<b>6</b>	<b>4</b>	<b>3</b>	—	—	—	—	—	—	—							
421	Wholesale trade, durable goods .....	219	1 734	7 306	14	7	1	1	4	1	—	—	—	—	—	—	—							
4218	Machinery, equipment & supplies whsle .....	162	1 123	4 719	7	2	1	—	3	1	—	—	—	—	—	—	—							
42182	Farm & garden machinery & equipment whsle .....	162	1 123	4 719	7	2	1	—	3	1	—	—	—	—	—	—	—							
421820	Farm & garden machinery & equipment whsle .....	162	1 123	4 719	7	2	1	—	3	1	—	—	—	—	—	—	—							
422	Wholesale trade, nondurable goods .....	329	2 368	9 662	53	35	11	5	—	2	—	—	—	—	—	—	—							
4225	Farm product raw material whsle .....	171	1 030	4 814	36	26	8	1	—	1	—	—	—	—	—	—	—							
42251	Grain & field bean whsle .....	171	1 030	4 814	36	26	8	1	—	1	—	—	—	—	—	—	—							
422510	Grain & field bean whsle .....	171	1 030	4 814	36	26	8	1	—	1	—	—	—	—	—	—	—							
4229	Miscellaneous nondurable goods whsle .....	106	1 029	3 489	12	8	2	1	—	1	—	—	—	—	—	—	—							
42291	Farm supplies whsle .....	103	1 025	3 466	9	5	2	1	—	1	—	—	—	—	—	—	—							
422910	Farm supplies whsle .....	103	1 025	3 466	9	5	2	1	—	1	—	—	—	—	—	—	—							
<b>44-45</b>	<b>Retail trade</b> .....	<b>1 394</b>	<b>6 021</b>	<b>24 698</b>	<b>139</b>	<b>68</b>	<b>36</b>	<b>21</b>	<b>10</b>	<b>1</b>	<b>3</b>	—	—	—	—	—	—							
441	Motor vehicle & parts dealers .....	204	1 285	5 382	17	5	7	1	4	—	—	—	—	—	—	—	—							
4411	Automobile dealers .....	111	728	3 150	4	—	1	—	3	—	—	—	—	—	—	—	—							
44111	New car dealers .....	111	728	3 150	4	—	1	—	3	—	—	—	—	—	—	—	—							
441110	New car dealers .....	111	728	3 150	4	—	1	—	3	—	—	—	—	—	—	—	—							
444	Bldg material & garden equip & supp dealers .....	289	1 856	7 379	35	11	14	7	3	—	—	—	—	—	—	—	—							
4442	Lawn & garden equip & supplies stores .....	(C)	(D)	(D)	24	4	13	4	3	—	—	—	—	—	—	—	—							
44422	Nursery & garden centers .....	218	1 609	5 909	23	4	12	4	3	—	—	—	—	—	—	—	—							
444220	Nursery & garden centers .....	218	1 609	5 909	23	4	12	4	3	—	—	—	—	—	—	—	—							
445	Food & beverage stores .....	331	1 111	4 429	17	8	3	3	1	1	1	—	—	—	—	—	—							
4451	Grocery stores .....	(E)	(D)	(D)	15	6	3	3	1	1	1	—	—	—	—	—	—							
44511	Grocery (except convenience) stores .....	279	1 024	4 037	9	4	2	—	1	1	1	—	—	—	—	—	—							
445110	Grocery (except convenience) stores .....	279	1 024	4 037	9	4	2	—	1	1	1	—	—	—	—	—	—							
451	Sporting goods, hobby, book & music stores .....	154	577	2 259	8	4	2	1	—	—	1	—	—	—	—	—	—							
4512	Book, periodical & music stores .....	(C)	(D)	(D)	2	1	—	—	—	—	1	—	—	—	—	—	—							
45121	Book stores & news dealers .....	(C)	(D)	(D)	2	1	—	—	—	—	1	—	—	—	—	—	—							
452	General merchandise stores .....	118	286	1 306	4	3	—	—	—	—	1	—	—	—	—	—	—							
4521	Department stores .....	(C)	(D)	(D)	1	—	—	—	—	—	1	—	—	—	—	—	—							
45211	Department stores .....	(C)	(D)	(D)	1	—	—	—	—	—	1	—	—	—	—	—	—							
<b>48-49</b>	<b>Transportation &amp; warehousing</b> .....	<b>162</b>	<b>929</b>	<b>3 691</b>	<b>30</b>	<b>21</b>	<b>5</b>	<b>2</b>	<b>2</b>	—	—	—	—	—	—	—	—							
<b>51</b>	<b>Information</b> .....	<b>133</b>	<b>706</b>	<b>3 166</b>	<b>17</b>	<b>8</b>	<b>4</b>	<b>4</b>	<b>1</b>	—	—	—	—	—	—	—	—							
<b>52</b>	<b>Finance &amp; insurance</b> .....	<b>317</b>	<b>2 278</b>	<b>8 998</b>	<b>61</b>	<b>41</b>	<b>11</b>	<b>5</b>	<b>4</b>	—	—	—	—	—	—	—	—							
522	Credit intermediation & related activities .....	228	1 656	6 632	31	16	7	5	3	—	—	—	—	—	—	—	—							
5221	Depository credit intermediation .....	221	1 521	6 342	28	13	7	5	3	—	—	—	—	—	—	—	—							
52211	Commercial banking .....	182	1 256	5 218	24	11	7	4	2	—	—	—	—	—	—	—	—							
522110	Commercial banking .....	182	1 256	5 218	24	11	7	4	2	—	—	—	—	—	—	—	—							
<b>53</b>	<b>Real estate &amp; rental &amp; leasing</b> .....	<b>176</b>	<b>508</b>	<b>2 242</b>	<b>38</b>	<b>24</b>	<b>7</b>	<b>7</b>	—	—	—	—	—	—	—	—	—							
531	Real estate .....	126	368	1 605	30	20	6	4	—	—	—	—	—	—	—	—	—							
<b>54</b>	<b>Professional, scientific &amp; technical services</b> .....	<b>232</b>	<b>1 157</b>	<b>5 894</b>	<b>59</b>	<b>42</b>	<b>9</b>	<b>8</b>	—	—	—	—	—	—	—	—	—							
541	Professional, scientific & technical services .....	232	1 157	5 894	59	42	9	8	—	—	—	—	—	—	—	—	—							
<b>55</b>	<b>Management of companies &amp; enterprises</b> .....	<b>(A)</b>	<b>(D)</b>	<b>(D)</b>	<b>1</b>	<b>1</b>	—	—	—	—	—	—	—	—	—	—	—							
<b>56</b>	<b>Admin, support, waste mgt, remediation services</b> .....	<b>119</b>	<b>459</b>	<b>1 878</b>	<b>24</b>	<b>15</b>	<b>4</b>	<b>4</b>	<b>1</b>	—	—	—	—	—	—	—	—							
<b>61</b>	<b>Educational services</b> .....	<b>21</b>	<b>16</b>	<b>57</b>	<b>4</b>	<b>3</b>	—	<b>1</b>	—	—	—	—	—	—	—	—	—							
<b>62</b>	<b>Health care and social assistance</b> .....	<b>1 236</b>	<b>6 406</b>	<b>27 756</b>	<b>84</b>	<b>45</b>	<b>16</b>	<b>8</b>	<b>6</b>	<b>7</b>	<b>2</b>	—	—	—	—	—	—							
621	Ambulatory health care services .....	349	2 312	10 274	48	28	13	4	2	1	—	—	—	—	—	—	—							
6211	Offices of physicians .....	198	1 530	6 995	15	6	5	1	2	1	—	—	—	—	—	—	—							
62111	Offices of physicians .....	198	1 530	6 995	15	6	5	1	2	1	—	—	—	—	—	—	—							
621111	Offices of physicians (exc mental health) .....	198	1 530	6 995	15	6	5	1	2	1	—	—	—	—	—	—	—							
622	Hospitals .....	(E)	(D)	(D)	2	—	—	—	—	—	2	—	—	—	—	—	—							
6221	General medical & surgical hospitals .....	(E)	(D)	(D)	2	—	—	—	—	—	2	—	—	—	—	—	—							
62211	General medical & surgical hospitals .....	(E)	(D)	(D)	2	—	—	—	—	—	2	—	—	—	—	—	—							
623	Nursing & residential care facilities .....	281	1 039	4 276	10	4	—	2	—	4	—	—	—	—	—	—	—							
6231	Nursing care facilities .....	195	749	3 029	5	2	—	—	—	3	—	—	—	—	—	—	—							
62311	Nursing care facilities .....	195	749	3 029	5	2	—	—	—	3	—	—	—	—	—	—	—							
623110	Nursing care facilities .....	195	749	3 029	5	2	—	—	—	3	—	—	—	—	—	—	—							
624	Social assistance .....	(E)	(D)	(D)	24	13	3	2	4	2	—	—	—	—	—	—	—							
6241	Individual & family services .....	(C)	(D)	(D)	10	5	2	—	2	1	—	—	—	—	—	—	—							
6244	Child day care services .....	153	375	1 460	13	7	1	2	2	1	—	—	—	—	—	—	—							
62441	Child day care services .....	153	375	1 460	13	7	1	2	2	1	—	—	—	—	—	—	—							
624410	Child day care services .....	153	375	1 460	13	7	1	2	2	1	—	—	—	—	—	—	—							
<b>71</b>	<b>Arts, entertainment &amp; recreation</b> .....	<b>38</b>	<b>114</b>	<b>408</b>	<b>12</b>	<b>9</b>	<b>3</b>	—	—	—	—	—	—	—	—	—	—							

Note: Employment-size classes are indicated as follows: A—0 to 19; B—20 to 99; C—100 to 249; E—250 to 499; F—500 to 999; G—1,000 to 2,499; H—2,500 to 4,999; I—5,000 to 9,999; J—10,000 to 24,999; K—25,000 to 49,999; L—50,000 to 99,999; M—100,000 or more.

**Table 6. Counties—Employees, Payroll, and Establishments by Industry: 1999—Con.**

[Excludes most government employees, railroad employees, and self-employed persons. Size class 1 to 4 includes establishments with payroll, but no employees, during mid-March pay period. (D) denotes figures withheld to avoid disclosing data for individual companies; the data are included in broader industry totals. Detailed industries with 100 or more employees are shown if industry was not a (D). For explanation of terms, abbreviations, and data reliability/comparability, see introductory text]

NAICS code	Industry	Number of employees for week including March 12	Payroll (\$1,000)		Total number of establishments	Number of establishments by employment-size class									
			First quarter	Annual		1 to 4	5 to 9	10 to 19	20 to 49	50 to 99	100 to 249	250 to 499	500 to 999	1,000 or more	
<b>WHITMAN—Con.</b>															
<b>72</b>	<b>Accommodation &amp; food services</b>	<b>1 296</b>	<b>2 073</b>	<b>8 791</b>	<b>113</b>	<b>47</b>	<b>24</b>	<b>22</b>	<b>16</b>	<b>3</b>	<b>1</b>				
721	Accommodation	195	305	1 204	40	27	6	5	2						
7213	Rooming & boarding houses	130	194	721	34	24	5	5							
72131	Rooming & boarding houses	130	194	721	34	24	5	5							
721310	Rooming & boarding houses	130	194	721	34	24	5	5							
722	Food services & drinking places	1 101	1 768	7 587	73	20	18	17	14	3	1				
7221	Full-service restaurants	454	780	3 258	35	10	10	8	6	1					
72211	Full-service restaurants	454	780	3 258	35	10	10	8	6	1					
722110	Full-service restaurants	454	780	3 258	35	10	10	8	6	1					
7222	Limited-service eating places	555	878	3 834	24	2	5	7	7	2	1				
72221	Limited-service eating places	555	878	3 834	24	2	5	7	7	2	1				
722211	Limited-service restaurants	487	795	3 431	17	1	2	4	7	2	1				
<b>81</b>	<b>Other services (except public administration)</b>	<b>422</b>	<b>1 524</b>	<b>6 180</b>	<b>102</b>	<b>67</b>	<b>27</b>	<b>7</b>	<b>1</b>						
813	Religious, grantmaking, civic, prof & like organizations	249	704	2 849	51	35	11	4	1						
8131	Religious organizations	192	552	2 196	33	21	8	3	1						
81311	Religious organizations	192	552	2 196	33	21	8	3	1						
813110	Religious organizations	192	552	2 196	33	21	8	3	1						
<b>95</b>	<b>Auxiliaries (exc corporate, subsidiary &amp; regional mgt)</b>	<b>(A)</b>	<b>(D)</b>	<b>(D)</b>	<b>1</b>	<b>1</b>									
<b>99</b>	<b>Unclassified establishments</b>	<b>11</b>	<b>24</b>	<b>190</b>	<b>14</b>	<b>14</b>									
<b>YAKIMA</b>															
	<b>Total</b>	<b>59 762</b>	<b>335 940</b>	<b>1 493 107</b>	<b>4 800</b>	<b>2 580</b>	<b>967</b>	<b>613</b>	<b>410</b>	<b>134</b>	<b>77</b>	<b>15</b>	<b>3</b>	<b>1</b>	
<b>11</b>	<b>Forestry, fishing, hunting, and agriculture support</b>	<b>2 481</b>	<b>12 469</b>	<b>52 453</b>	<b>47</b>	<b>19</b>	<b>5</b>	<b>3</b>	<b>6</b>	<b>5</b>	<b>6</b>	<b>3</b>			
113	Forestry and logging	126	1 392	7 160	9	4		2	2	1					
1133	Logging	126	1 392	7 160	9	4		2	2	1					
11331	Logging	126	1 392	7 160	9	4		2	2	1					
113310	Logging	126	1 392	7 160	9	4		2	2	1					
115	Agriculture & forestry support activities	2 355	11 077	45 293	38	15	5	1	4	4	6	3			
1151	Crop production support activities	(G)	(D)	(D)	35	13	5		4	4	6	3			
11511	Crop production support activities	(G)	(D)	(D)	35	13	5		4	4	6	3			
115114	Postharvest crop activities (exc ginning)	2 216	10 625	43 384	19	2	3		1	4	6	3			
<b>21</b>	<b>Mining</b>	<b>6</b>	<b>27</b>	<b>113</b>	<b>4</b>	<b>4</b>									
<b>22</b>	<b>Utilities</b>	<b>230</b>	<b>3 122</b>	<b>12 064</b>	<b>17</b>	<b>9</b>	<b>2</b>	<b>2</b>	<b>3</b>	<b>1</b>					
221	Utilities	230	3 122	12 064	17	9	2	2	3	1					
2211	Elec pwr generation, transmsn & distribution	(C)	(D)	(D)	6	1	2		2	1					
22112	Electric pwr transmsn, control & distribution	(C)	(D)	(D)	5	1	1		2	1					
<b>23</b>	<b>Construction</b>	<b>3 232</b>	<b>19 488</b>	<b>99 693</b>	<b>642</b>	<b>446</b>	<b>110</b>	<b>53</b>	<b>29</b>	<b>4</b>					
233	Building, developing & general contracting	1 128	6 563	32 891	225	163	36	15	8	3					
2331	Land subdivision & land development	114	472	2 057	6	2		2	1	1					
23311	Land subdivision & land development	114	472	2 057	6	2		2	1	1					
233110	Land subdivision & land development	114	472	2 057	6	2		2	1	1					
2332	Residential building construction	626	2 808	13 857	183	143	29	9	1	1					
23321	Single-family housing construction	614	2 779	13 609	174	134	29	9	1	1					
233210	Single-family housing construction	614	2 779	13 609	174	134	29	9	1	1					
2333	Nonresidential building construction	388	3 283	16 977	36	18	7	4	6	1					
23331	Mfg & industrial building construction	139	1 430	6 207	7	2	1	1	3						
233310	Mfg & industrial building construction	139	1 430	6 207	7	2	1	1	3						
23332	Commercial & institutional bldg construction	249	1 853	10 770	29	16	6	3	3	1					
233320	Commercial & institutional bldg construction	249	1 853	10 770	29	16	6	3	3	1					
234	Heavy construction	213	1 451	9 354	30	10	14	3	3						
2341	Highway, street, bridge & tunnel construction	102	704	5 558	12	3	6	1	2						
23411	Highway & street construction	102	704	5 558	12	3	6	1	2						
234110	Highway & street construction	102	704	5 558	12	3	6	1	2						
2349	Other heavy construction	111	747	3 796	18	7	8	2	1						
235	Special trade contractors	1 891	11 474	57 448	387	273	60	35	18	1					
2351	Plumbing, heating & AC contractor	455	2 979	12 760	68	43	12	7	6						
23511	Plumbing, heating & AC contractor	455	2 979	12 760	68	43	12	7	6						
235110	Plumbing, heating & AC contractor	455	2 979	12 760	68	43	12	7	6						
2352	Painting & wall covering contractors	158	535	3 086	41	30	7	3	1						
23521	Painting & wall covering contractors	158	535	3 086	41	30	7	3	1						
235210	Painting & wall covering contractors	158	535	3 086	41	30	7	3	1						
2353	Electrical contractors	275	2 082	10 350	54	35	9	8	2						
23531	Electrical contractors	275	2 082	10 350	54	35	9	8	2						
235310	Electrical contractors	275	2 082	10 350	54	35	9	8	2						
2354	Masonry, drywall, insulation, tile contractors	136	661	2 998	42	33	7	2							
2355	Carpentry & floor contractors	126	661	3 054	43	37	3	2	1						
23551	Carpentry contractors	109	583	2 699	33	28	2	2	1						
235510	Carpentry contractors	109	583	2 699	33	28	2	2	1						
2356	Roofing, siding, & sheet metal contractors	214	1 155	6 263	25	13	5	3	4						
23561	Roofing, siding, & sheet metal contractors	214	1 155	6 263	25	13	5	3	4						
235610	Roofing, siding, & sheet metal contractors	214	1 155	6 263	25	13	5	3	4						

Note: Employment-size classes are indicated as follows: A—0 to 19; B—20 to 99; C—100 to 249; E—250 to 499; F—500 to 999; G—1,000 to 2,499; H—2,500 to 4,999; I—5,000 to 9,999; J—10,000 to 24,999; K—25,000 to 49,999; L—50,000 to 99,999; M—100,000 or more.

**Table 6. Counties—Employees, Payroll, and Establishments by Industry: 1999—Con.**

[Excludes most government employees, railroad employees, and self-employed persons. Size class 1 to 4 includes establishments with payroll, but no employees, during mid-March pay period. (D) denotes figures withheld to avoid disclosing data for individual companies; the data are included in broader industry totals. Detailed industries with 100 or more employees are shown if industry was not a (D). For explanation of terms, abbreviations, and data reliability/comparability, see introductory text]

NAICS code	Industry	Number of employees for week including March 12	Payroll (\$1,000)		Total number of establishments	Number of establishments by employment-size class										
			First quarter	Annual		1 to 4	5 to 9	10 to 19	20 to 49	50 to 99	100 to 249	250 to 499	500 to 999	1,000 or more		
<b>23</b>	<b>YAKIMA—Con.</b>															
	<b>Construction—Con.</b>															
235	Special trade contractors—Con.															
2357	Concrete contractors	231	1 856	10 924	30	20	3	3	3	1	—	—	—	—	—	
23571	Concrete contractors	231	1 856	10 924	30	20	3	3	3	1	—	—	—	—	—	
235710	Concrete contractors	231	1 856	10 924	30	20	3	3	3	1	—	—	—	—	—	
2359	Other special trade contractors	281	1 453	7 584	79	58	13	7	1	—	—	—	—	—	—	
23593	Excavation contractors	124	623	3 520	32	23	3	6	—	—	—	—	—	—	—	
235930	Excavation contractors	124	623	3 520	32	23	3	6	—	—	—	—	—	—	—	
<b>31-33</b>	<b>Manufacturing</b>	<b>9 364</b>	<b>61 520</b>	<b>296 103</b>	<b>236</b>	<b>77</b>	<b>42</b>	<b>33</b>	<b>35</b>	<b>25</b>	<b>17</b>	<b>5</b>	<b>2</b>			
311	Food mfg	2 588	15 256	87 098	37	9	5	3	5	8	4	2	1	—	—	
3114	Fruit & veg preserving & specialty food mfg	1 763	9 943	63 231	21	3	2	1	2	8	3	2	—	—	—	
31142	Fruit & veg canning, pickling & drying	(G)	(D)	(D)	20	3	2	1	1	8	3	2	—	—	—	
311421	Fruit & vegetable canning	1 522	8 526	56 072	16	3	1	1	1	5	3	2	—	—	—	
3115	Dairy product mfg	(C)	(D)	(D)	1	—	—	—	—	—	1	—	—	—	—	
31151	Dairy product (exc frozen) mfg	(C)	(D)	(D)	1	—	—	—	—	—	1	—	—	—	—	
3116	Animal slaughtering & processing	(F)	(D)	(D)	6	2	2	—	1	—	—	—	1	—	—	
31161	Animal slaughtering & processing	(F)	(D)	(D)	6	2	2	—	1	—	—	—	1	—	—	
312	Beverage & tobacco product mfg	330	1 717	6 983	10	3	—	1	4	2	—	—	—	—	—	
3121	Beverage mfg	330	1 717	6 983	10	3	—	1	4	2	—	—	—	—	—	
31211	Soft drink & ice mfg	(C)	(D)	(D)	3	—	—	—	1	2	—	—	—	—	—	
321	Wood product mfg	1 542	9 888	42 318	25	6	4	2	3	4	5	1	—	—	—	
3211	Sawmills & wood preservation	(C)	(D)	(D)	3	—	1	—	—	1	1	—	—	—	—	
32111	Sawmills & wood preservation	(C)	(D)	(D)	3	—	1	—	—	1	1	—	—	—	—	
3212	Veneer, plywood & engineered wood product mfg	324	2 971	11 859	5	—	—	2	1	1	1	—	—	—	—	
32121	Veneer, plywood & engineered wood product mfg	324	2 971	11 859	5	—	—	2	1	1	1	—	—	—	—	
3219	Other wood product mfg	(F)	(D)	(D)	17	6	3	—	2	2	3	1	—	—	—	
32191	Millwork	(F)	(D)	(D)	6	2	—	—	—	2	1	1	—	—	—	
32192	Wood container & pallet mfg	(C)	(D)	(D)	5	1	1	—	2	—	1	—	—	—	—	
32199	All other wood product mfg	(C)	(D)	(D)	6	3	2	—	—	—	1	—	—	—	—	
322	Paper mfg	303	2 835	11 687	4	—	—	1	1	—	2	—	—	—	—	
3222	Converted paper product mfg	303	2 835	11 687	4	—	—	1	1	—	2	—	—	—	—	
32221	Paperboard container mfg	(E)	(D)	(D)	3	—	—	—	1	—	2	—	—	—	—	
323	Printing & related support activities	112	673	2 916	14	6	5	2	1	—	—	—	—	—	—	
3231	Printing & related support activities	112	673	2 916	14	6	5	2	1	—	—	—	—	—	—	
32311	Printing	112	673	2 916	14	6	5	2	1	—	—	—	—	—	—	
326	Plastics & rubber products mfg	1 373	10 356	52 360	14	3	1	1	2	3	3	1	—	—	—	
3261	Plastics product mfg	1 373	10 356	52 360	14	3	1	1	2	3	3	1	—	—	—	
32611	Unsupported plastics film, sheet, & bag mfg	(E)	(D)	(D)	1	—	—	—	—	—	—	1	—	—	—	
32612	Plastics pipe, pipe fitting, & unsupported profile shape mfg	(C)	(D)	(D)	3	1	—	—	1	—	1	—	—	—	—	
32619	Other plastics product mfg	460	3 612	18 391	7	1	1	1	1	1	2	—	—	—	—	
326199	All other plastics product mfg	460	3 612	18 391	7	1	1	1	1	1	2	—	—	—	—	
327	Nonmetallic mineral product mfg	187	1 136	5 537	8	2	1	1	3	1	—	—	—	—	—	
3273	Cement & concrete product mfg	(C)	(D)	(D)	7	2	1	—	3	1	—	—	—	—	—	
32732	Ready-mix concrete mfg	139	802	3 990	3	—	—	—	2	1	—	—	—	—	—	
327320	Ready-mix concrete mfg	139	802	3 990	3	—	—	—	2	1	—	—	—	—	—	
332	Fabricated metal product mfg	916	7 643	33 023	35	11	8	8	3	3	2	—	—	—	—	
3321	Forging & stamping	(C)	(D)	(D)	3	1	—	1	—	—	1	—	—	—	—	
33211	Forging & stamping	(C)	(D)	(D)	3	1	—	1	—	—	1	—	—	—	—	
3323	Architectural & structural metals mfg	204	1 372	6 689	9	1	3	2	2	1	—	—	—	—	—	
33232	Ornamental & architectural metal prod mfg	(C)	(D)	(D)	6	—	3	1	2	—	—	—	—	—	—	
3329	Other fabricated metal product mfg	321	3 081	12 598	6	2	1	1	—	1	1	—	—	—	—	
33291	Metal valve mfg	(C)	(D)	(D)	1	—	—	—	—	1	—	—	—	—	—	
33299	All other fabricated metal product mfg	(C)	(D)	(D)	5	2	1	1	—	1	—	—	—	—	—	
333	Machinery mfg	678	4 350	19 200	31	11	7	7	4	1	—	1	—	—	—	
3331	Ag, construction & mining machinery mfg	(C)	(D)	(D)	11	5	—	3	3	—	—	—	—	—	—	
33311	Agricultural implement mfg	(C)	(D)	(D)	10	4	—	3	3	—	—	—	—	—	—	
3332	Industrial machinery mfg	(E)	(D)	(D)	5	—	3	1	—	—	—	1	—	—	—	
33322	Plastics & rubber industry machinery mfg	(E)	(D)	(D)	1	—	—	—	—	—	—	1	—	—	—	
3339	Other general purpose machinery mfg	174	1 104	5 002	11	3	3	3	1	1	—	—	—	—	—	
33399	All other general purpose machinery mfg	(C)	(D)	(D)	9	1	3	3	1	1	—	—	—	—	—	
333993	Packaging machinery mfg	135	922	4 249	6	1	2	1	1	1	—	—	—	—	—	
336	Transportation equipment mfg	560	2 809	13 285	6	—	3	1	1	—	—	—	1	—	—	
3362	Motor vehicle body & trailer mfg	(F)	(D)	(D)	4	—	1	1	1	—	—	—	1	—	—	
33621	Motor vehicle body & trailer mfg	(F)	(D)	(D)	4	—	1	1	1	—	—	—	1	—	—	
339	Miscellaneous mfg	493	3 026	13 076	25	14	4	1	2	3	1	—	—	—	—	
3399	Other miscellaneous mfg	431	2 684	11 680	15	6	3	1	1	3	1	—	—	—	—	
33992	Sporting & athletic goods mfg	(C)	(D)	(D)	1	—	—	—	—	—	1	—	—	—	—	
33995	Sign mfg	155	1 340	5 616	10	5	2	1	—	2	—	—	—	—	—	
339950	Sign mfg	155	1 340	5 616	10	5	2	1	—	2	—	—	—	—	—	

Note: Employment-size classes are indicated as follows: A—0 to 19; B—20 to 99; C—100 to 249; E—250 to 499; F—500 to 999; G—1,000 to 2,499; H—2,500 to 4,999; I—5,000 to 9,999; J—10,000 to 24,999; K—25,000 to 49,999; L—50,000 to 99,999; M—100,000 or more.

**Table 6. Counties—Employees, Payroll, and Establishments by Industry: 1999—Con.**

[Excludes most government employees, railroad employees, and self-employed persons. Size class 1 to 4 includes establishments with payroll, but no employees, during mid-March pay period. (D) denotes figures withheld to avoid disclosing data for individual companies; the data are included in broader industry totals. Detailed industries with 100 or more employees are shown if industry was not a (D). For explanation of terms, abbreviations, and data reliability/comparability, see introductory text]

NAICS code	Industry	Number of employees for week including March 12	Payroll (\$1,000)		Total number of establishments	Number of establishments by employment-size class									
			First quarter	Annual		1 to 4	5 to 9	10 to 19	20 to 49	50 to 99	100 to 249	250 to 499	500 to 999	1,000 or more	
<b>YAKIMA—Con.</b>															
<b>42</b>	<b>Wholesale trade</b>	<b>5 065</b>	<b>33 672</b>	<b>144 774</b>	<b>289</b>	<b>132</b>	<b>59</b>	<b>39</b>	<b>36</b>	<b>13</b>	<b>7</b>	<b>3</b>	—	—	
421	Wholesale trade, durable goods	1 709	11 981	54 026	141	66	29	22	19	4	—	1	—	—	
4211	Motor vehicle, motor vehicle pt & supply whsle	269	1 716	7 487	19	6	4	3	5	1	—	—	—	—	
42111	Automobile & other motor vehicle whsle	184	1 206	5 284	6	—	—	1	4	1	—	—	—	—	
421110	Automobile & other motor vehicle whsle	184	1 206	5 284	6	—	—	1	4	1	—	—	—	—	
4214	Professional & commercial equip & supp whsle	108	893	3 724	12	7	1	2	2	—	—	—	—	—	
4217	Hardware, plumb & heating equip & sup whsle	147	1 120	4 259	13	7	3	2	—	1	—	—	—	—	
42171	Hardware whsle	122	869	3 269	6	2	1	2	—	1	—	—	—	—	
421710	Hardware whsle	122	869	3 269	6	2	1	2	—	1	—	—	—	—	
4218	Machinery, equipment & supplies whsle	648	4 750	23 239	59	21	15	13	9	1	—	—	—	—	
42182	Farm & garden machinery & equipment whsle	359	2 310	10 187	19	2	3	8	5	1	—	—	—	—	
421820	Farm & garden machinery & equipment whsle	359	2 310	10 187	19	2	3	8	5	1	—	—	—	—	
4219	Miscellaneous durable goods whsle	386	2 358	10 939	17	11	4	—	—	1	—	1	—	—	
42199	Other miscellaneous durable goods whsle	(E)	(D)	(D)	6	3	1	—	—	1	—	1	—	—	
422	Wholesale trade, nondurable goods	3 356	21 691	90 748	148	66	30	17	17	9	7	2	—	—	
4221	Paper & paper product whsle	170	2 477	8 036	9	4	2	1	1	—	1	—	—	—	
42213	Industrial & personal service paper whsle	159	2 376	7 655	4	—	1	1	1	—	1	—	—	—	
422130	Industrial & personal service paper whsle	159	2 376	7 655	4	—	1	1	1	—	1	—	—	—	
4224	Grocery & related product whsle	2 332	13 619	56 818	72	30	15	6	7	7	5	2	—	—	
42247	Meat & meat product whsle	(C)	(D)	(D)	3	—	1	—	—	2	—	—	—	—	
42248	Fresh fruit & vegetable whsle	2 025	10 879	44 949	46	22	4	3	6	4	5	2	—	—	
422480	Fresh fruit & vegetable whsle	2 025	10 879	44 949	46	22	4	3	6	4	5	2	—	—	
42249	Other grocery & related products whsle	109	1 034	4 130	12	5	5	1	—	1	—	—	—	—	
422490	Other grocery & related products whsle	109	1 034	4 130	12	5	5	1	—	1	—	—	—	—	
4226	Chemical & allied products whsle	112	968	4 832	10	4	3	1	2	—	—	—	—	—	
4227	Petroleum & petroleum products whsle	249	1 415	6 507	8	1	2	2	2	—	1	—	—	—	
42271	Petroleum bulk stations & terminals	(C)	(D)	(D)	6	—	1	2	2	—	1	—	—	—	
4228	Beer, wine, distilled alcoholic beverage whsle	158	1 122	4 975	5	1	—	—	2	1	—	—	—	—	
42281	Beer & ale whsle	(C)	(D)	(D)	4	1	—	—	2	1	—	—	—	—	
4229	Miscellaneous nondurable goods whsle	166	1 065	4 845	29	17	6	5	1	—	—	—	—	—	
<b>44-45</b>	<b>Retail trade</b>	<b>10 027</b>	<b>46 318</b>	<b>194 586</b>	<b>833</b>	<b>379</b>	<b>218</b>	<b>126</b>	<b>71</b>	<b>22</b>	<b>15</b>	<b>2</b>	—	—	
441	Motor vehicle & parts dealers	1 500	10 443	42 502	143	67	33	20	18	4	1	—	—	—	
4411	Automobile dealers	866	6 581	27 052	67	38	9	3	13	3	1	—	—	—	
44111	New car dealers	655	5 307	21 692	19	3	2	1	9	3	1	—	—	—	
441110	New car dealers	655	5 307	21 692	19	3	2	1	9	3	1	—	—	—	
44112	Used car dealers	211	1 274	5 360	48	35	7	2	4	—	—	—	—	—	
441120	Used car dealers	211	1 274	5 360	48	35	7	2	4	—	—	—	—	—	
4413	Automotive parts, accessories & tire stores	564	3 485	13 759	64	22	22	14	5	1	—	—	—	—	
44131	Automotive parts, accessories & tire stores	325	1 625	6 997	40	15	12	12	—	1	—	—	—	—	
441310	Automotive parts, accessories & tire stores	325	1 625	6 997	40	15	12	12	—	1	—	—	—	—	
44132	Tire dealers	239	1 860	6 762	24	7	10	2	5	—	—	—	—	—	
441320	Tire dealers	239	1 860	6 762	24	7	10	2	5	—	—	—	—	—	
442	Furniture & home furnishing stores	342	1 617	6 980	39	17	9	7	6	—	—	—	—	—	
4421	Furniture stores	182	921	3 786	16	6	3	3	4	—	—	—	—	—	
44211	Furniture stores	182	921	3 786	16	6	3	3	4	—	—	—	—	—	
442110	Furniture stores	182	921	3 786	16	6	3	3	4	—	—	—	—	—	
4422	Home furnishings stores	160	696	3 194	23	11	6	4	2	—	—	—	—	—	
443	Electronics & appliance stores	216	1 284	5 373	38	20	11	5	2	—	—	—	—	—	
4431	Electronics & appliance stores	216	1 284	5 373	38	20	11	5	2	—	—	—	—	—	
44311	Appliance, TV & all other electronics stores	126	780	3 068	25	14	7	3	1	—	—	—	—	—	
444	Bldg material & garden equip & supp dealers	1 107	7 100	27 325	89	30	25	22	9	1	2	—	—	—	
4441	Building material & supplies dealers	777	4 941	18 258	57	17	20	13	4	1	2	—	—	—	
44411	Home centers	(C)	(D)	(D)	3	2	—	—	—	—	1	—	—	—	
44413	Hardware stores	142	608	2 927	18	6	6	5	1	—	—	—	—	—	
444130	Hardware stores	142	608	2 927	18	6	6	5	1	—	—	—	—	—	
44419	Other building material dealers	408	3 181	10 553	30	7	12	7	2	1	1	—	—	—	
444190	Other building material dealers	408	3 181	10 553	30	7	12	7	2	1	1	—	—	—	
4442	Lawn & garden equip & supplies stores	330	2 159	9 067	32	13	5	9	5	—	—	—	—	—	
44422	Nursery & garden centers	322	2 129	8 929	27	9	4	9	5	—	—	—	—	—	
444220	Nursery & garden centers	322	2 129	8 929	27	9	4	9	5	—	—	—	—	—	
445	Food & beverage stores	1 902	7 779	32 938	99	44	23	6	11	13	2	—	—	—	
4451	Grocery stores	1 791	7 354	31 081	72	29	13	4	11	13	2	—	—	—	
44511	Grocery (except convenience) stores	1 680	7 115	29 695	58	24	6	3	10	13	2	—	—	—	
445110	Grocery (except convenience) stores	1 680	7 115	29 695	58	24	6	3	10	13	2	—	—	—	
44512	Convenience stores	111	239	1 386	14	5	7	1	1	—	—	—	—	—	
445120	Convenience stores	111	239	1 386	14	5	7	1	1	—	—	—	—	—	
446	Health & personal care stores	294	1 298	5 433	48	30	9	4	5	—	—	—	—	—	
4461	Health & personal care stores	294	1 298	5 433	48	30	9	4	5	—	—	—	—	—	
44611	Pharmacies & drug stores	196	926	3 938	19	7	4	3	5	—	—	—	—	—	
446110	Pharmacies & drug stores	196	926	3 938	19	7	4	3	5	—	—	—	—	—	
447	Gasoline stations	676	2 106	8 957	85	34	28	19	3	1	—	—	—	—	
4471	Gasoline stations	676	2 106	8 957	85	34	28	19	3	1	—	—	—	—	
44711	Gasoline stations with convenience stores	534	1 594	6 809	71	26	25	17	3	—	—	—	—	—	
447110	Gasoline stations with convenience stores	534	1 594	6 809	71	26	25	17	3	—	—	—	—	—	
44719	Other gasoline stations	142	512	2 148	14	8	3	2	—	1	—	—	—	—	
447190	Other gasoline stations	142	512	2 148	14	8	3	2	—	1	—	—	—	—	

Note: Employment-size classes are indicated as follows: A—0 to 19; B—20 to 99; C—100 to 249; E—250 to 499; F—500 to 2,499; G—1,000 to 2,499; H—2,500 to 4,999; I—5,000 to 9,999; J—10,000 to 24,999; K—25,000 to 49,999; L—50,000 to 99,999; M—100,000 or more.

**Table 6. Counties—Employees, Payroll, and Establishments by Industry: 1999—Con.**

[Excludes most government employees, railroad employees, and self-employed persons. Size class 1 to 4 includes establishments with payroll, but no employees, during mid-March pay period. (D) denotes figures withheld to avoid disclosing data for individual companies; the data are included in broader industry totals. Detailed industries with 100 or more employees are shown if industry was not a (D). For explanation of terms, abbreviations, and data reliability/comparability, see introductory text]

NAICS code	Industry	Number of employees for week including March 12	Payroll (\$1,000)		Total number of establishments	Number of establishments by employment-size class									
			First quarter	Annual		1 to 4	5 to 9	10 to 19	20 to 49	50 to 99	100 to 249	250 to 499	500 to 999	1,000 or more	
<b>YAKIMA—Con.</b>															
<b>44-45 Retail trade—Con.</b>															
448	Clothing & clothing accessories stores .....	580	1 921	8 208	78	36	32	7	2	—	1	—	—	—	
4481	Clothing stores .....	411	1 264	5 608	45	20	16	6	2	—	1	—	—	—	
44814	Family clothing stores .....	281	953	4 319	17	7	3	4	2	—	1	—	—	—	
448140	Family clothing stores .....	281	953	4 319	17	7	3	4	2	—	1	—	—	—	
451	Sporting goods, hobby, book & music stores .....	344	971	4 236	48	24	15	6	3	—	—	—	—	—	
4511	Sporting goods, hobby, musical instrument stores .....	268	778	3 454	33	18	7	5	3	—	—	—	—	—	
45111	Sporting goods stores .....	101	271	1 276	19	13	3	3	—	—	—	—	—	—	
451110	Sporting goods stores .....	101	271	1 276	19	13	3	3	—	—	—	—	—	—	
45112	Hobby, toy & game stores .....	125	391	1 677	7	2	2	—	3	—	—	—	—	—	
451120	Hobby, toy & game stores .....	125	391	1 677	7	2	2	—	3	—	—	—	—	—	
452	General merchandise stores .....	2 209	7 855	34 724	31	4	4	5	4	3	9	2	—	—	
4521	Department stores .....	1 525	4 867	21 124	13	1	—	—	—	3	8	1	—	—	
45211	Department stores .....	1 525	4 867	21 124	13	1	—	—	—	3	8	1	—	—	
452110	Department stores .....	1 525	4 867	21 124	13	1	—	—	—	3	8	1	—	—	
4529	Other general merchandise stores .....	684	2 988	13 600	18	3	4	5	4	—	1	1	—	—	
45291	Warehouse clubs & superstores .....	548	2 546	11 808	5	—	—	—	3	—	1	1	—	—	
452910	Warehouse clubs & superstores .....	548	2 546	11 808	5	—	—	—	3	—	1	1	—	—	
45299	All other general merchandise stores .....	136	442	1 792	13	3	4	5	1	—	—	—	—	—	
452990	All other general merchandise stores .....	136	442	1 792	13	3	4	5	1	—	—	—	—	—	
453	Miscellaneous store retailers .....	643	2 699	12 788	102	56	23	16	7	—	—	—	—	—	
4532	Office supplies, stationery & gift stores .....	177	677	2 818	27	15	8	1	3	—	—	—	—	—	
45321	Office supplies & stationery stores .....	118	552	2 256	11	5	2	1	3	—	—	—	—	—	
453210	Office supplies & stationery stores .....	118	552	2 256	11	5	2	1	3	—	—	—	—	—	
4533	Used merchandise stores .....	138	419	1 879	16	7	1	6	2	—	—	—	—	—	
45331	Used merchandise stores .....	138	419	1 879	16	7	1	6	2	—	—	—	—	—	
453310	Used merchandise stores .....	138	419	1 879	16	7	1	6	2	—	—	—	—	—	
4539	Other miscellaneous store retailers .....	238	1 347	6 970	40	23	8	7	2	—	—	—	—	—	
45393	Manufactured (mobile) home dealers .....	121	719	3 588	11	2	4	3	2	—	—	—	—	—	
453930	Manufactured (mobile) home dealers .....	121	719	3 588	11	2	4	3	2	—	—	—	—	—	
454	Nonstore retailers .....	214	1 245	5 122	33	17	6	9	1	—	—	—	—	—	
4543	Direct selling establishments .....	142	871	3 508	25	15	4	5	1	—	—	—	—	—	
<b>48-49 Transportation &amp; warehousing .....</b>															
484	Truck transportation .....	1 150	7 318	33 213	114	63	20	17	11	2	1	—	—	—	
4841	General freight trucking .....	753	5 253	23 849	61	28	12	11	9	—	1	—	—	—	
48411	General freight trucking, local .....	102	725	3 380	13	6	3	3	1	—	—	—	—	—	
484110	General freight trucking, local .....	102	725	3 380	13	6	3	3	1	—	—	—	—	—	
48412	General freight trucking, long-distance .....	651	4 528	20 469	48	22	9	8	8	—	1	—	—	—	
484121	General freight trucking, long-distance, TL .....	554	3 797	17 136	37	18	6	5	7	—	1	—	—	—	
4842	Specialized freight trucking .....	397	2 065	9 364	53	35	8	6	2	2	—	—	—	—	
48422	Specialized freight (exc used) trucking, local ..	120	640	2 960	20	16	2	1	—	1	—	—	—	—	
484220	Specialized freight (exc used) trucking, local ..	120	640	2 960	20	16	2	1	—	1	—	—	—	—	
48423	Specialized freight (exc used) trucking, LDist ..	242	1 287	5 734	26	15	5	3	2	1	—	—	—	—	
484230	Specialized freight (exc used) trucking, LDist ..	242	1 287	5 734	26	15	5	3	2	1	—	—	—	—	
488	Transportation support activities .....	141	992	4 372	29	16	10	3	—	—	—	—	—	—	
493	Warehousing & storage .....	176	661	2 899	12	8	—	—	3	1	—	—	—	—	
4931	Warehousing & storage .....	176	661	2 899	12	8	—	—	3	1	—	—	—	—	
49312	Refrigerated warehousing & storage .....	143	398	1 758	6	3	—	—	2	1	—	—	—	—	
493120	Refrigerated warehousing & storage .....	143	398	1 758	6	3	—	—	2	1	—	—	—	—	
<b>51 Information .....</b>															
511	Publishing industries .....	327	2 500	9 813	11	4	1	1	4	—	1	—	—	—	
5111	Newspaper, periodical, book, database publishers .....	(E)	(D)	(D)	9	3	1	1	3	—	1	—	—	—	
51111	Newspaper publishers .....	271	1 940	7 238	6	2	1	—	2	—	1	—	—	—	
511110	Newspaper publishers .....	271	1 940	7 238	6	2	1	—	2	—	1	—	—	—	
512	Motion picture & sound recording industries .....	141	305	1 453	5	3	—	—	—	2	—	—	—	—	
5121	Motion picture & video industries .....	(C)	(D)	(D)	4	2	—	—	—	2	—	—	—	—	
51213	Motion picture & video exhibition .....	(C)	(D)	(D)	3	1	—	—	—	2	—	—	—	—	
513	Broadcasting & telecommunications .....	593	4 813	19 051	39	13	12	4	8	2	—	—	—	—	
5131	Radio & television broadcasting .....	261	1 634	5 677	11	2	3	2	2	2	—	—	—	—	
51312	Television broadcasting .....	218	1 434	4 934	7	—	3	1	1	2	—	—	—	—	
513120	Television broadcasting .....	218	1 434	4 934	7	—	3	1	1	2	—	—	—	—	
5133	Telecommunications .....	267	2 621	11 014	22	7	8	2	5	—	—	—	—	—	
51331	Wired telecommunications carriers .....	153	1 574	6 632	11	2	4	2	3	—	—	—	—	—	
513310	Wired telecommunications carriers .....	153	1 574	6 632	11	2	4	2	3	—	—	—	—	—	
51332	Wireless telecom carriers (exc satellite) .....	(C)	(D)	(D)	9	4	3	—	2	—	—	—	—	—	
513322	Cellular & other wireless telecommunications .....	102	961	3 992	8	3	3	—	2	—	—	—	—	—	

Note: Employment-size classes are indicated as follows: A—0 to 19; B—20 to 99; C—100 to 249; E—250 to 499; F—500 to 999; G—1,000 to 2,499; H—2,500 to 4,999; I—5,000 to 9,999; J—10,000 to 24,999; K—25,000 to 49,999; L—50,000 to 99,999; M—100,000 or more.



**Table 6. Counties—Employees, Payroll, and Establishments by Industry: 1999—Con.**

[Excludes most government employees, railroad employees, and self-employed persons. Size class 1 to 4 includes establishments with payroll, but no employees, during mid-March pay period. (D) denotes figures withheld to avoid disclosing data for individual companies; the data are included in broader industry totals. Detailed industries with 100 or more employees are shown if industry was not a (D). For explanation of terms, abbreviations, and data reliability/comparability, see introductory text]

NAICS code	Industry	Number of employees for week including March 12	Payroll (\$1,000)		Total number of establishments	Number of establishments by employment-size class									
			First quarter	Annual		1 to 4	5 to 9	10 to 19	20 to 49	50 to 99	100 to 249	250 to 499	500 to 999	1,000 or more	
<b>YAKIMA—Con.</b>															
<b>52</b>	<b>Finance &amp; insurance</b> .....	<b>1 563</b>	<b>15 580</b>	<b>57 588</b>	<b>221</b>	<b>121</b>	<b>54</b>	<b>28</b>	<b>17</b>	<b>1</b>	—	—	—	—	
522	Credit intermediation & related activities .....	878	7 603	28 322	89	22	38	21	7	1	—	—	—	—	
5221	Depository credit intermediation .....	730	6 148	23 327	59	7	26	18	7	1	—	—	—	—	
52211	Commercial banking .....	414	3 878	12 776	33	2	15	11	5	—	—	—	—	—	
522110	Commercial banking .....	414	3 878	12 776	33	2	15	11	5	—	—	—	—	—	
52212	Savings institutions .....	179	1 400	6 923	16	4	6	5	—	1	—	—	—	—	
522120	Savings institutions .....	179	1 400	6 923	16	4	6	5	—	1	—	—	—	—	
52213	Credit unions .....	137	870	3 628	10	1	5	2	2	—	—	—	—	—	
522130	Credit unions .....	137	870	3 628	10	1	5	2	2	—	—	—	—	—	
5222	Nondepository credit intermediation .....	111	1 146	3 862	22	11	8	3	—	—	—	—	—	—	
52229	Other nondepository credit intermediation .....	(C)	(D)	(D)	21	10	8	3	—	—	—	—	—	—	
523	Security, commodity contracts & like activity .....	110	3 226	10 401	23	19	1	2	1	—	—	—	—	—	
524	Insurance carriers & related activities .....	575	4 751	18 865	109	80	15	5	9	—	—	—	—	—	
5241	Insurance carriers .....	118	1 480	4 938	20	13	3	2	2	—	—	—	—	—	
5242	Agencies & other insurance related activities .....	457	3 271	13 927	89	67	12	3	7	—	—	—	—	—	
52421	Insurance agencies & brokerages .....	424	3 008	12 896	81	61	11	2	7	—	—	—	—	—	
524210	Insurance agencies & brokerages .....	424	3 008	12 896	81	61	11	2	7	—	—	—	—	—	
<b>53</b>	<b>Real estate &amp; rental &amp; leasing</b> .....	<b>1 066</b>	<b>4 236</b>	<b>18 170</b>	<b>210</b>	<b>147</b>	<b>40</b>	<b>14</b>	<b>6</b>	<b>3</b>	—	—	—	—	
531	Real estate .....	719	2 862	11 220	158	126	18	7	5	2	—	—	—	—	
5311	Lessors of real estate .....	431	1 445	5 791	102	84	9	5	3	1	—	—	—	—	
53111	Lessors of residential buildings & dwellings .....	257	723	2 693	60	49	5	4	1	1	—	—	—	—	
531110	Lessors of residential buildings & dwellings .....	257	723	2 693	60	49	5	4	1	1	—	—	—	—	
53112	Lessors of nonres bldg (exc miniwarehouses) .....	129	576	2 494	17	11	3	1	2	—	—	—	—	—	
531120	Lessors of nonres bldg (exc miniwarehouses) .....	129	576	2 494	17	11	3	1	2	—	—	—	—	—	
5313	Activities related to real estate .....	200	976	3 638	27	18	5	1	2	1	—	—	—	—	
53131	Real estate property managers .....	128	678	2 367	11	7	1	1	1	1	—	—	—	—	
532	Rental & leasing services .....	347	1 374	6 950	52	21	22	7	1	1	—	—	—	—	
5322	Consumer goods rental .....	251	802	3 511	33	10	16	6	—	1	—	—	—	—	
53223	Video tape & disc rental .....	154	374	1 533	22	4	12	6	—	—	—	—	—	—	
532230	Video tape & disc rental .....	154	374	1 533	22	4	12	6	—	—	—	—	—	—	
<b>54</b>	<b>Professional, scientific &amp; technical services</b> .....	<b>1 456</b>	<b>11 380</b>	<b>50 908</b>	<b>267</b>	<b>176</b>	<b>52</b>	<b>24</b>	<b>13</b>	<b>2</b>	—	—	—	—	
541	Professional, scientific & technical services .....	1 456	11 380	50 908	267	176	52	24	13	2	—	—	—	—	
5411	Legal services .....	508	4 347	20 274	89	55	20	7	7	—	—	—	—	—	
54111	Offices of lawyers .....	463	4 077	18 946	86	55	20	4	7	—	—	—	—	—	
541110	Offices of lawyers .....	463	4 077	18 946	86	55	20	4	7	—	—	—	—	—	
5412	Accounting, tax prep, bookkeep, payroll services .....	317	2 155	8 675	61	47	8	3	1	2	—	—	—	—	
54121	Accounting, tax prep, bookkeep, payroll services .....	317	2 155	8 675	61	47	8	3	1	2	—	—	—	—	
541211	Offices of certified public accountants .....	201	1 836	7 623	34	26	3	3	1	1	—	—	—	—	
5413	Architectural, engineering & related services .....	356	3 083	14 751	41	20	9	7	5	—	—	—	—	—	
54133	Engineering services .....	241	2 495	11 658	17	7	2	3	5	—	—	—	—	—	
541330	Engineering services .....	241	2 495	11 658	17	7	2	3	5	—	—	—	—	—	
5419	Oth professional, scientific, technical services .....	140	524	2 479	33	22	8	3	—	—	—	—	—	—	
<b>55</b>	<b>Management of companies &amp; enterprises</b> .....	<b>221</b>	<b>1 813</b>	<b>7 639</b>	<b>24</b>	<b>10</b>	<b>7</b>	<b>4</b>	<b>3</b>	—	—	—	—	—	
551	Management of companies & enterprises .....	221	1 813	7 639	24	10	7	4	3	—	—	—	—	—	
5511	Management of companies & enterprises .....	221	1 813	7 639	24	10	7	4	3	—	—	—	—	—	
55111	Management of companies & enterprises .....	221	1 813	7 639	24	10	7	4	3	—	—	—	—	—	
<b>56</b>	<b>Admin, support, waste mgt, remediation services</b> .....	<b>1 548</b>	<b>6 361</b>	<b>28 461</b>	<b>161</b>	<b>91</b>	<b>33</b>	<b>20</b>	<b>9</b>	<b>5</b>	<b>3</b>	—	—	—	
561	Administrative & support services .....	1 435	5 685	25 434	152	88	31	17	9	4	3	—	—	—	
5613	Employment services .....	433	1 548	7 613	8	—	2	1	1	2	2	—	—	—	
56132	Temporary help services .....	(E)	(D)	(D)	5	—	—	1	1	1	2	—	—	—	
5614	Business support services .....	137	876	3 489	15	8	2	3	2	—	—	—	—	—	
56144	Collection agencies .....	103	716	2 885	8	3	2	1	2	—	—	—	—	—	
561440	Collection agencies .....	103	716	2 885	8	3	2	1	2	—	—	—	—	—	
5615	Travel arrangement & reservation services .....	145	941	3 712	18	9	5	3	—	1	—	—	—	—	
56151	Travel agencies .....	111	745	2 871	12	6	3	2	—	1	—	—	—	—	
561510	Travel agencies .....	111	745	2 871	12	6	3	2	—	1	—	—	—	—	
5616	Investigation & security services .....	274	811	3 330	16	6	4	4	1	—	1	—	—	—	
56161	Investigation, guard & armored car services .....	225	550	2 419	8	2	2	2	1	—	1	—	—	—	
5617	Services to buildings & dwellings .....	377	1 102	5 282	76	53	12	6	4	1	—	—	—	—	
56172	Janitorial services .....	248	683	2 871	34	21	4	5	3	1	—	—	—	—	
561720	Janitorial services .....	248	683	2 871	34	21	4	5	3	1	—	—	—	—	
562	Waste management & remediation services .....	113	676	3 027	9	3	2	3	—	1	—	—	—	—	
<b>61</b>	<b>Educational services</b> .....	<b>459</b>	<b>2 673</b>	<b>11 154</b>	<b>35</b>	<b>19</b>	<b>5</b>	<b>5</b>	<b>4</b>	<b>1</b>	<b>1</b>	—	—	—	
611	Educational services .....	459	2 673	11 154	35	19	5	5	4	1	1	—	—	—	
6111	Elementary & secondary schools .....	206	786	3 263	13	2	3	4	4	—	—	—	—	—	
61111	Elementary & secondary schools .....	206	786	3 263	13	2	3	4	4	—	—	—	—	—	
611110	Elementary & secondary schools .....	206	786	3 263	13	2	3	4	4	—	—	—	—	—	
6113	Colleges, universities & professional schools .....	(C)	(D)	(D)	1	—	—	—	—	—	1	—	—	—	
61131	Colleges, universities & professional schools .....	(C)	(D)	(D)	1	—	—	—	—	—	1	—	—	—	

Note: Employment-size classes are indicated as follows: A—0 to 19; B—20 to 99; C—100 to 249; E—250 to 499; F—500 to 999; G—1,000 to 2,499; H—2,500 to 4,999; I—5,000 to 9,999; J—10,000 to 24,999; K—25,000 to 49,999; L—50,000 to 99,999; M—100,000 or more.

**Table 6. Counties—Employees, Payroll, and Establishments by Industry: 1999—Con.**

[Excludes most government employees, railroad employees, and self-employed persons. Size class 1 to 4 includes establishments with payroll, but no employees, during mid-March pay period. (D) denotes figures withheld to avoid disclosing data for individual companies; the data are included in broader industry totals. Detailed industries with 100 or more employees are shown if industry was not a (D). For explanation of terms, abbreviations, and data reliability/comparability, see introductory text]

NAICS code	Industry	Number of employees for week including March 12	Payroll (\$1,000)		Total number of establishments	Number of establishments by employment-size class									
			First quarter	Annual		1 to 4	5 to 9	10 to 19	20 to 49	50 to 99	100 to 249	250 to 499	500 to 999	1,000 or more	
<b>YAKIMA—Con.</b>															
<b>62</b>	<b>Health care and social assistance . . . . .</b>	<b>10 133</b>	<b>66 252</b>	<b>302 075</b>	<b>501</b>	<b>219</b>	<b>111</b>	<b>82</b>	<b>45</b>	<b>25</b>	<b>16</b>	<b>1</b>	<b>1</b>	<b>1</b>	
621	Ambulatory health care services . . . . .	3 663	28 930	132 750	322	148	86	53	21	9	4	1	—	—	
6211	Offices of physicians . . . . .	1 296	12 524	58 451	143	79	35	14	9	5	1	—	—	—	
62111	Offices of physicians . . . . .	1 296	12 524	58 451	143	79	35	14	9	5	1	—	—	—	
621111	Offices of physicians (exc mental health) . . . . .	1 281	12 401	57 868	139	76	34	14	9	5	1	—	—	—	
6212	Offices of dentists . . . . .	530	4 229	19 381	65	16	31	16	1	1	—	—	—	—	
62121	Offices of dentists . . . . .	530	4 229	19 381	65	16	31	16	1	1	—	—	—	—	
621210	Offices of dentists . . . . .	530	4 229	19 381	65	16	31	16	1	1	—	—	—	—	
6213	Offices of other health practitioners . . . . .	307	1 865	8 222	65	41	16	7	1	—	—	—	—	—	
62134	Offices of PT, OT, speech therapy & audiology . . . . .	122	1 099	4 808	17	7	6	4	—	—	—	—	—	—	
621340	Offices of PT, OT, speech therapy & audiology . . . . .	122	1 099	4 808	17	7	6	4	—	—	—	—	—	—	
6214	Outpatient care centers . . . . .	992	6 664	29 733	28	4	4	11	4	2	2	1	—	—	
62142	Outpatient mental health, substance abuse ctrs . . . . .	(C)	(D)	(D)	9	1	—	6	2	—	—	—	—	—	
62149	Other outpatient care centers . . . . .	789	5 642	25 229	15	2	3	4	1	2	2	1	—	—	
6216	Home health care services . . . . .	338	1 474	6 225	7	2	—	1	2	1	1	—	—	—	
62161	Home health care services . . . . .	338	1 474	6 225	7	2	—	1	2	1	1	—	—	—	
621610	Home health care services . . . . .	338	1 474	6 225	7	2	—	1	2	1	1	—	—	—	
6219	Other ambulatory health care services . . . . .	112	670	3 091	7	2	—	3	2	—	—	—	—	—	
622	Hospitals . . . . .	(G)	(D)	(D)	4	—	—	—	—	—	2	—	1	1	
6221	General medical & surgical hospitals . . . . .	(G)	(D)	(D)	4	—	—	—	—	—	2	—	1	1	
62211	General medical & surgical hospitals . . . . .	(G)	(D)	(D)	4	—	—	—	—	—	2	—	1	1	
623	Nursing & residential care facilities . . . . .	2 376	10 527	45 060	50	13	5	7	6	10	9	—	—	—	
6231	Nursing care facilities . . . . .	1 468	6 443	26 968	16	1	—	1	—	7	7	—	—	—	
62311	Nursing care facilities . . . . .	1 468	6 443	26 968	16	1	—	1	—	7	7	—	—	—	
623110	Nursing care facilities . . . . .	1 468	6 443	26 968	16	1	—	1	—	7	7	—	—	—	
6232	Residential mental retardation, health facil . . . . .	480	2 805	12 602	9	4	1	—	1	1	2	—	—	—	
62322	Residential mental health, subst abuse facil . . . . .	(E)	(D)	(D)	6	2	1	—	1	—	2	—	—	—	
6233	Community care facilities for the elderly . . . . .	(E)	(D)	(D)	22	7	3	6	4	2	—	—	—	—	
62331	Community care facilities for the elderly . . . . .	(E)	(D)	(D)	22	7	3	6	4	2	—	—	—	—	
623312	Homes for the elderly . . . . .	267	794	3 284	16	6	3	2	4	1	—	—	—	—	
624	Social assistance . . . . .	(G)	(D)	(D)	125	58	20	22	18	6	1	—	—	—	
6241	Individual & family services . . . . .	(E)	(D)	(D)	36	21	1	5	7	2	—	—	—	—	
62412	Services for elderly & disabled persons . . . . .	(C)	(D)	(D)	9	5	—	—	3	1	—	—	—	—	
62419	Other individual & family services . . . . .	247	1 051	4 353	23	15	—	5	2	1	—	—	—	—	
624190	Other individual & family services . . . . .	247	1 051	4 353	23	15	—	5	2	1	—	—	—	—	
6243	Vocational rehabilitation services . . . . .	486	2 207	9 030	19	7	3	2	2	4	1	—	—	—	
62431	Vocational rehabilitation services . . . . .	486	2 207	9 030	19	7	3	2	2	4	1	—	—	—	
624310	Vocational rehabilitation services . . . . .	486	2 207	9 030	19	7	3	2	2	4	1	—	—	—	
6244	Child day care services . . . . .	619	2 283	11 002	63	30	13	12	8	—	—	—	—	—	
62441	Child day care services . . . . .	619	2 283	11 002	63	30	13	12	8	—	—	—	—	—	
624410	Child day care services . . . . .	619	2 283	11 002	63	30	13	12	8	—	—	—	—	—	
<b>71</b>	<b>Arts, entertainment &amp; recreation . . . . .</b>	<b>1 399</b>	<b>4 334</b>	<b>17 554</b>	<b>73</b>	<b>38</b>	<b>13</b>	<b>7</b>	<b>9</b>	<b>3</b>	<b>2</b>	<b>1</b>	<b>—</b>	<b>—</b>	
711	Performing arts, spectator sports & related industries . . . . .	226	672	2 765	20	15	2	1	—	1	1	—	—	—	
7113	Promoters of entertainment events . . . . .	(C)	(D)	(D)	3	2	—	—	—	—	1	—	—	—	
71132	Promoters of entertainment events without facility . . . . .	(C)	(D)	(D)	3	2	—	—	—	—	1	—	—	—	
713	Amusement, gambling & recreation industries . . . . .	1 146	3 580	14 444	48	20	10	5	9	2	1	1	—	—	
7132	Gambling industries . . . . .	429	1 931	7 971	4	—	—	1	2	—	—	1	—	—	
71321	Casinos (except hotel casinos) . . . . .	(E)	(D)	(D)	1	—	—	—	—	—	—	1	—	—	
7139	Other amusement & recreation industries . . . . .	(F)	(D)	(D)	42	20	9	4	6	2	1	—	—	—	
71391	Golf courses & country clubs . . . . .	173	489	2 686	6	—	2	1	2	1	—	—	—	—	
713910	Golf courses & country clubs . . . . .	173	489	2 686	6	—	2	1	2	1	—	—	—	—	
71392	Skiing facilities . . . . .	(C)	(D)	(D)	2	1	—	—	—	—	1	—	—	—	
71394	Fitness & recreational sports centers . . . . .	248	384	1 539	14	4	3	2	4	1	—	—	—	—	
713940	Fitness & recreational sports centers . . . . .	248	384	1 539	14	4	3	2	4	1	—	—	—	—	
<b>72</b>	<b>Accommodation &amp; food services . . . . .</b>	<b>5 333</b>	<b>12 371</b>	<b>52 418</b>	<b>411</b>	<b>163</b>	<b>67</b>	<b>91</b>	<b>74</b>	<b>13</b>	<b>3</b>	<b>—</b>	<b>—</b>	<b>—</b>	
721	Accommodation . . . . .	730	1 961	8 377	53	26	7	12	4	2	2	—	—	—	
7211	Traveler accommodation . . . . .	(F)	(D)	(D)	42	17	5	12	4	2	2	—	—	—	
72111	Hotels (exc casino hotels) & motels . . . . .	686	1 860	7 651	40	17	4	11	4	2	2	—	—	—	
721110	Hotels (exc casino hotels) & motels . . . . .	686	1 860	7 651	40	17	4	11	4	2	2	—	—	—	
722	Food services & drinking places . . . . .	4 603	10 410	44 041	358	137	60	79	70	11	1	—	—	—	
7221	Full-service restaurants . . . . .	1 960	5 054	20 882	137	53	17	33	27	6	1	—	—	—	
72211	Full-service restaurants . . . . .	1 960	5 054	20 882	137	53	17	33	27	6	1	—	—	—	
722110	Full-service restaurants . . . . .	1 960	5 054	20 882	137	53	17	33	27	6	1	—	—	—	
7222	Limited-service eating places . . . . .	2 239	4 512	18 951	160	48	28	41	38	5	—	—	—	—	
72221	Limited-service eating places . . . . .	2 239	4 512	18 951	160	48	28	41	38	5	—	—	—	—	
722211	Limited-service restaurants . . . . .	2 003	4 131	17 402	124	29	17	36	37	5	—	—	—	—	
7223	Special food services . . . . .	130	263	1 552	12	6	1	3	2	—	—	—	—	—	
7224	Drinking places (alcoholic beverages) . . . . .	274	581	2 656	49	30	14	2	3	—	—	—	—	—	
72241	Drinking places (alcoholic beverages) . . . . .	274	581	2 656	49	30	14	2	3	—	—	—	—	—	
722410	Drinking places (alcoholic beverages) . . . . .	274	581	2 656	49	30	14	2	3	—	—	—	—	—	

Note: Employment-size classes are indicated as follows: A—0 to 19; B—20 to 99; C—100 to 249; E—250 to 499; F—500 to 999; G—1,000 to 2,499; H—2,500 to 4,999; I—5,000 to 9,999; J—10,000 to 24,999; K—25,000 to 49,999; L—50,000 to 99,999; M—100,000 or more.

**Table 6. Counties—Employees, Payroll, and Establishments by Industry: 1999—Con.**

[Excludes most government employees, railroad employees, and self-employed persons. Size class 1 to 4 includes establishments with payroll, but no employees, during mid-March pay period. (D) denotes figures withheld to avoid disclosing data for individual companies; the data are included in broader industry totals. Detailed industries with 100 or more employees are shown if industry was not a (D). For explanation of terms, abbreviations, and data reliability/comparability, see introductory text]

NAICS code	Industry	Number of employees for week including March 12	Payroll (\$1,000)		Total number of establishments	Number of establishments by employment-size class									
			First quarter	Annual		1 to 4	5 to 9	10 to 19	20 to 49	50 to 99	100 to 249	250 to 499	500 to 999	1,000 or more	
<b>YAKIMA—Con.</b>															
<b>81</b>	<b>Other services (except public administration) .....</b>	<b>3 120</b>	<b>12 239</b>	<b>52 329</b>	<b>496</b>	<b>322</b>	<b>96</b>	<b>53</b>	<b>17</b>	<b>4</b>	<b>4</b>	—	—	—	
811	Repair & maintenance .....	895	4 859	21 448	179	121	34	18	5	—	1	—	—	—	
8111	Automotive repair & maintenance .....	715	3 777	17 170	138	88	31	15	3	—	1	—	—	—	
81111	Automotive mechanical & electrical R&M .....	316	1 734	7 393	81	53	19	9	—	—	—	—	—	—	
811111	General automotive repair .....	206	1 109	4 738	57	39	12	6	—	—	—	—	—	—	
81112	Automotive body, paint, interior & glass repair .....	259	1 604	7 902	34	21	9	2	1	—	1	—	—	—	
811121	Automotive body, paint & interior R&M .....	222	1 395	6 929	26	16	7	1	1	—	1	—	—	—	
81119	Other automotive R&M .....	140	439	1 875	23	14	3	4	2	—	—	—	—	—	
8113	Commercial equipment (exc auto & elec) R&M .....	105	704	2 925	19	14	1	3	1	—	—	—	—	—	
81131	Commercial equipment (exc auto & elec) R&M .....	105	704	2 925	19	14	1	3	1	—	—	—	—	—	
811310	Commercial equipment (exc auto & elec) R&M .....	105	704	2 925	19	14	1	3	1	—	—	—	—	—	
812	Personal & laundry services .....	718	3 050	12 715	102	61	23	13	3	—	2	—	—	—	
8121	Personal care services .....	309	1 136	4 276	47	29	12	5	—	—	1	—	—	—	
81211	Hair, nail & skin care services .....	288	1 077	4 075	41	25	10	5	—	—	1	—	—	—	
812112	Beauty salons .....	279	1 056	3 963	38	23	9	5	—	—	1	—	—	—	
8122	Death care services .....	105	543	2 221	11	2	3	5	1	—	—	—	—	—	
8123	Drycleaning & laundry services .....	234	1 108	5 091	28	17	6	3	1	—	1	—	—	—	
81233	Linen & uniform supply .....	(C)	(D)	(D)	3	1	—	—	1	—	1	—	—	—	
813	Religious, grantmaking, civic, prof & like organizations .....	1 507	4 330	18 166	215	140	39	22	9	4	1	—	—	—	
8131	Religious organizations .....	904	2 369	9 854	136	86	28	15	4	3	—	—	—	—	
81311	Religious organizations .....	904	2 369	9 854	136	86	28	15	4	3	—	—	—	—	
813110	Religious organizations .....	904	2 369	9 854	136	86	28	15	4	3	—	—	—	—	
8134	Civic & social organizations .....	342	794	3 308	24	12	5	2	4	—	1	—	—	—	
81341	Civic & social organizations .....	342	794	3 308	24	12	5	2	4	—	1	—	—	—	
813410	Civic & social organizations .....	342	794	3 308	24	12	5	2	4	—	1	—	—	—	
8139	Business, labor, political, like organizations .....	192	828	3 622	43	34	6	2	—	1	—	—	—	—	
<b>95</b>	<b>Auxiliaries (exc corporate, subsidiary &amp; regional mgt) .....</b>	<b>282</b>	<b>4 467</b>	<b>19 367</b>	<b>12</b>	<b>6</b>	<b>1</b>	<b>2</b>	<b>2</b>	—	<b>1</b>	—	—	—	
<b>99</b>	<b>Unclassified establishments .....</b>	<b>74</b>	<b>250</b>	<b>1 606</b>	<b>91</b>	<b>85</b>	<b>5</b>	<b>1</b>	—	—	—	—	—	—	
<b>STATEWIDE</b>															
	<b>Total .....</b>	<b>826</b>	<b>7 004</b>	<b>31 504</b>	<b>21</b>	<b>12</b>	<b>2</b>	<b>2</b>	<b>2</b>	<b>1</b>	<b>1</b>	<b>1</b>	—	—	
<b>21</b>	<b>Mining .....</b>	<b>(A)</b>	<b>(D)</b>	<b>(D)</b>	<b>2</b>	<b>2</b>	—	—	—	—	—	—	—	—	
<b>23</b>	<b>Construction .....</b>	<b>(B)</b>	<b>(D)</b>	<b>(D)</b>	<b>1</b>	—	—	—	—	<b>1</b>	—	—	—	—	
<b>42</b>	<b>Wholesale trade .....</b>	<b>184</b>	<b>1 288</b>	<b>3 929</b>	<b>5</b>	<b>1</b>	<b>1</b>	<b>1</b>	<b>1</b>	—	<b>1</b>	—	—	—	
422	Wholesale trade, nondurable goods .....	(C)	(D)	(D)	4	1	1	—	1	—	1	—	—	—	
4221	Paper & paper product whsle .....	(C)	(D)	(D)	1	—	—	—	—	—	1	—	—	—	
42212	Stationery & office supplies whsle .....	(C)	(D)	(D)	1	—	—	—	—	—	1	—	—	—	
<b>48-49</b>	<b>Transportation &amp; warehousing .....</b>	<b>(A)</b>	<b>(D)</b>	<b>(D)</b>	<b>1</b>	—	<b>1</b>	—	—	—	—	—	—	—	
<b>52</b>	<b>Finance &amp; insurance .....</b>	<b>14</b>	<b>171</b>	<b>667</b>	<b>5</b>	<b>4</b>	—	<b>1</b>	—	—	—	—	—	—	
<b>54</b>	<b>Professional, scientific &amp; technical services .....</b>	<b>(B)</b>	<b>(D)</b>	<b>(D)</b>	<b>2</b>	<b>1</b>	—	—	<b>1</b>	—	—	—	—	—	
<b>55</b>	<b>Management of companies &amp; enterprises .....</b>	<b>(A)</b>	<b>(D)</b>	<b>(D)</b>	<b>3</b>	<b>3</b>	—	—	—	—	—	—	—	—	
<b>56</b>	<b>Admin, support, waste mgt, remediation services .....</b>	<b>(E)</b>	<b>(D)</b>	<b>(D)</b>	<b>2</b>	<b>1</b>	—	—	—	—	—	<b>1</b>	—	—	
561	Administrative & support services .....	(E)	(D)	(D)	2	1	—	—	—	—	—	1	—	—	
5617	Services to buildings & dwellings .....	(E)	(D)	(D)	1	—	—	—	—	—	—	1	—	—	
56173	Landscaping services .....	(E)	(D)	(D)	1	—	—	—	—	—	—	1	—	—	

Note: Employment-size classes are indicated as follows: A—0 to 19; B—20 to 99; C—100 to 249; E—250 to 499; F—500 to 999; G—1,000 to 2,499; H—2,500 to 4,999; I—5,000 to 9,999; J—10,000 to 24,999; K—25,000 to 49,999; L—50,000 to 99,999; M—100,000 or more.

## **Description of Publications Issued in Previous Years**

### **1974 through 1997**

Data are provided for mid-March employment, first-quarter and annual payrolls, and establishments, by industry, for each county in the state and, in a separate report, for the United States. Data are included for every industry having a significant number of employees or establishments. Refer to General Explanation for a description of the types of employment covered.

### **1964 through 1973**

Data are provided for first-quarter reporting units, employment, and taxable payrolls for each county and metropolitan area in the state and, in a separate report, for the United States. Data are included for every industry having a significant number of employees or reporting units.

### **1959 and 1962**

Data are provided for first-quarter reporting units, employment, and taxable payrolls for each county in the state and, in a separate report, for the United States. Data are included for every industry having a significant number of employees or reporting units. Data are combined for some counties in eight states.

### **1956**

Data are provided for first-quarter reporting units, employment, and taxable payrolls for each county in the state and, in a separate report, for the United States. Data are included for SIC economic divisions, major groups, and selected three-digit SICs. Data are combined for some counties in eight states.

### **1949 and 1950**

Data are provided for first-quarter manufacturing establishments, employment, and taxable payrolls for each large county in the state and, in a separate report, for the United States. Data are included for manufacturing major industry groups and selected three-digit SICs. Manufacturing totals are included for small counties. Data are combined for some counties in eight states.

### **1947, 1948, 1951, and 1953**

Data are provided for first-quarter reporting units, employment, and taxable payrolls for each large county in the state and, in a separate report, for the United States. Data are included for SIC economic divisions, major groups, and selected three-digit SICs. Economic division totals are included for small counties. Data are combined for some counties in eight states.

### **1946**

Data are provided for first-quarter reporting units, employment, and taxable payrolls for each large county in the state and, in a separate report, for the United States. Data are included for SIC economic divisions and major groups. Economic division totals are included for small counties. Data are combined for some counties in eight states.

### **Availability**

The most recent edition of County Business Patterns can be examined on the Internet at [www.census.gov](http://www.census.gov). Editions prior to 1993 are available in depository libraries for Federal publications, which are conveniently located in all areas of the country.

For information on the coverage of individual series, write to Chief, Economic Planning and Coordination Division, U.S. Census Bureau, Washington, DC 20233.