

ACTION TAKEN

MARKET	CALL LETTERS	OWNERSHIP	AFFIL	HRS CUT	HRS INCR	STF CUT	STF INCR	NWS	ELIM	CONSOL	OTHER
Youngstown, OH	WYTV	Chelsea Broadcasting	ABC	1		1					
Topeka, KS	WIBW-TV	Gray Television Group	CBS	1		1					
Duluth, MN	KDLH	Granite Broadcasting	CBS	1		1					
Wichita Falls, TX	KAUZ-TV	Hoak Media	CBS	1		1					
Midland, TX	KOSA-TV	CBS Broadcasting	CBS	1		1					
Parkersburg, WV	WTAP-TV	Gray Television Group	NBC	1		1					
Los Angeles, CA	KCOP-TV	Fox Television Stations	UPN	1		1					
Boston, MA	WSBK-TV	CBS Corporation	UPN	1		1					
Cleveland, OH	WUAB	Raycom Media	UPN	1		1					
Tampa, FL	WTOG	CBS Corporation	UPN	1		1					
Tampa, FL	WTTA	Sinclair Broadcasting	WB	1		1					
Cleveland, OH	WEWS-TV	Scripps Howard Broadc	ABC	1		1					
Cleveland, OH	WKYC-TV	Gannett Broadcasting	NBC	1		1					
Chicago, IL	WBBM-TV	CBS Broadcasting	CBS	1		1					
Orlando, FL	WESH	Decisionmark Corp.	NBC	1		1					
Anchorage, AK	KTVA	Alaska Broadcasting	CBS	1		1					
Washington, DC	WUSA	Gannett Broadcasting	CBS	1		1					
Winston Salem, NC	WXLV-TV	Sinclair Broadcasting	ABC	1		1					
Tallahassee, FL	WTWC-TV	Sinclair Broadcasting	NBC	1		1					
Chattanooga, TN	WTVC	Freedom Broadcasting	ABC	1		1					
Chattanooga, TN	WDSI-TV	Fox Television Stations	FOX	1		1					
Chattanooga, TN	WDSI-TV	Fox Television Stations	FOX	1		1					
Green Bay, WI	WLJK-TV	Fox Television Stations	FOX	1		1					
Hattiesburg, MS	WHLT	Media General	CBS	1		1					
Manchester, NH	WMUR-TV	Hearst-Argyle	ABC	1		1					
Manchester, NH	WMUR-TV	Hearst-Argyle	ABC	1		1					
San Antonio, TX	KVDA	Telemundo Group Inc.	Telemundc	1		1					
Los Angeles, CA	KNBC	NBC Universal	NBC	1		1					
Los Angeles, CA	KCBS-TV	CBS Broadcasting	CBS	1		1					
Charlotte, NC	WBTV	Lincoln Financial Group	CBS	1		1					
New York, NY	WCBS-TV	CBS Broadcasting	CBS	1		1					
Detroit, MI	WXYZ-TV	Scripps Howard Broadc	ABC	1		1					
Miami, FL	WSVN	Sunbeam Television Co	FOX	1		1					
Hartford, CT	WVIT	NBC Universal	NBC	1		1					
Minneapolis, MN	KSTP-TV	Hubbard Broadcasting	ABC	1		1					

Minneapolis, MN	KSTC-TV	Hubbard Broadcasting	IND	1
St. Louis, MO	KDNL-TV	Sinclair Broadcasting	ABC	1
Fort Lauderdale, FL	WTVJ	NBC Universal	NBC	1
Miami, FL	WAMI-TV	Univision	Telefutura	1
Kingsport, TN	WKPT-TV	Holston Valley Broadcas	ABC	1
Evansville, IN	WEVV	CBS Broadcasting	CBS	1
Twin Falls, ID	KMVT	CBS Broadcasting	CBS	1
Marquette, MI	WBUP	Scanlan Television Inc.	ABC	1
Fayetteville, NC	WKFT	Bahakel Communicatior	IND	1
Topeka, KS	KTKA-TV	Free State Communicat	ABC	1
Watertown, NY	WWTI	Clear Channel Commun	ABC	1
Detroit, MI	WWJ-TV	CBS Broadcasting	CBS	1
Detroit, MI	WKBD	Viacom Stations	UPN	1
Austin, TX	KEYE-TV	CBS Broadcasting	CBS	1
Phoenix, AZ	KPHO-TV	CBS Broadcasting	CBS	1
Tulsa, OK	KOKI-TV	Fox Television Stations	FOX	1
Springfield, MA	WSHM	CBS Broadcasting	CBS	1
Cincinnati, OH	WSTR-TV	Sinclair Broadcasting	WB	1
Greensboro, NC	WUPN-TV	Sinclair Broadcasting	WB	1
Milwaukee, WI	WVTV	Sinclair Broadcasting	WB	1
Tampa, FL	WTTA	Sinclair Broadcasting	WB	1
Buffalo, NY	WNYO-TV	Sinclair Broadcasting	WB	1
Pittsburgh, PA	WPGH-TV	Sinclair Broadcasting	FOX	1
San Antonio, TX	KABB	Sinclair Broadcasting	FOX	1
Charleston, WV	WVAH-TV	Sinclair Broadcasting	FOX	1
Des Moines, IA	KDSM-TV	Sinclair Broadcasting	FOX	1
Nashville, TN	WZTV	Sinclair Broadcasting	FOX	1
Utica, NY	WUTR	Clear Channel Commun	ABC	1

REASONS

Reductic Increase	CHG OWNER	ST CLOSE	ECON PROG	COMPET	SPECIF NWS	OTHER COMMENTS	Error Chec	Call Check BIA	Lookuf
1	0	1	1				ok	WYTV	WYTV
1	0	1	1				ok	WIBW-TV	WIBW-TV
1	0				1		ok	KDLH	KDLH
1	0						ok	KAUZ-TV	KAUZ-TV
1	0						ok	KOSA-TV	KOSA-TV
1	0						ok	WTAP-TV	WTAP-TV
1	0						ok	KCOP-TV	KCOP-TV
1	0				1		ok	WSBK-TV	WSBK-TV
1	0				1		ok	WUJAB	WUJAB
1	0						ok	WTOG	WTOG
1	0						ok	WTTA	WTTA
1	0						ok	WEWS-TV	WEWS-TV
0	1						ok	WKYC-TV	WKYC-TV
1	0						ok	WBBM-TV	WBBM-TV
1	0					1 Internal Problems	ok	WESH	WESH
1	0						ok	KTVA	KTVA
1	0						ok	WUSA	WUSA
0	1				1		ok	WXLV-TV	WXLV-TV
1	0						ok	WTWC-TV	WTWC-TV
1	0						ok	WTVC	WTVC
0	1					1 Hopes of attracting	ok	WDSI-TV	WDSI-TV
1	0						ok	WDSI-TV	WDSI-TV
1	0						ok	WLUK-TV	WLUK-TV
1	0						ok	WHLT	WHLT
1	0						ok	WMUR-TV	WMUR-TV
0	1						ok	WMUR-TV	WMUR-TV
1	0						ok	KVDA	KVDA
1	0						ok	KNBC	KNBC
1	0						ok	KCBS-TV	KCBS-TV
1	0						ok	WBTU	WBTU
0	0				1		ok	WCBS-TV	WCBS-TV
0	0				1	9/11 coverage	ok	WXYZ-TV	WXYZ-TV
0	0				1	9/11 coverage	ok	WSVN	WSVN
0	0				1	9/11 coverage	ok	WVIT	WVIT
1	0				1	9/11 coverage	ok	KSTP-TV	KSTP-TV

1	0	1	1	0	ok	KSTC-TV	KSTC-TV
1	0	1	1	0	ok	KDNL-TV	KDNL-TV
1	0	1	1	0	ok	WTVJ	WTVJ
1	0	1	1	0	ok	WAMI-TV	WAMI-TV
1	0	1	1	0	ok	WKPT-TV	WKPT-TV
1	0	1	1	0	ok	WEVV	WEVV
1	0	1	1	0	ok	KMVT	KMVT
1	0	1	1	0	ok	WBUP	WBUP
1	0	1	1	0	ok	WKFT	WKFT
1	0	1	1	0	ok	KTKA-TV	KTKA-TV
1	0	1	1	0	ok	WWTI	WWTI
1	0	1	1	0	ok	WWJ-TV	WWJ-TV
1	0	1	1	0	ok	WKBD	WK3D
1	0	1	1	0	ok	KEYE-TV	KEYE-TV
1	0	1	1	0	ok	KPHO-TV	KPHO-TV
0	1	1	1	0	ok	KOKI-TV	KOKI-TV
0	1	1	1	0	ok	WSHM	WS-IM
0	1	1	1	0	ok	WSTR-TV	WSTR-TV
1	0	1	1	0	ok	WUPN-TV	WUPN-TV
1	0	1	1	0	ok	WVTV	WVTV
1	0	1	1	0	ok	WTTA	WTTA
1	0	1	1	0	ok	WNYO-TV	WNYO-TV
1	0	1	1	0	ok	WPGH-TV	WP3H-TV
1	0	1	1	0	ok	KABB	KAEI
0	1	1	1	0	ok	WVAH-TV	WVAH-TV
0	1	1	1	0	ok	KDSM-TV	KDSM-TV
0	1	1	1	0	ok	WZTV	WZTV
1	0	1	1	0	ok	WUTR	WUTR

1 Regional News Prc ok


1

BIA Market # TV Calls # TV Payer BIA Mkt R# Mkt Quartil Mkt Quintil Stations in Stations in Station Qui Station Qui BIA Mkt Pc BIA TV HH (000)

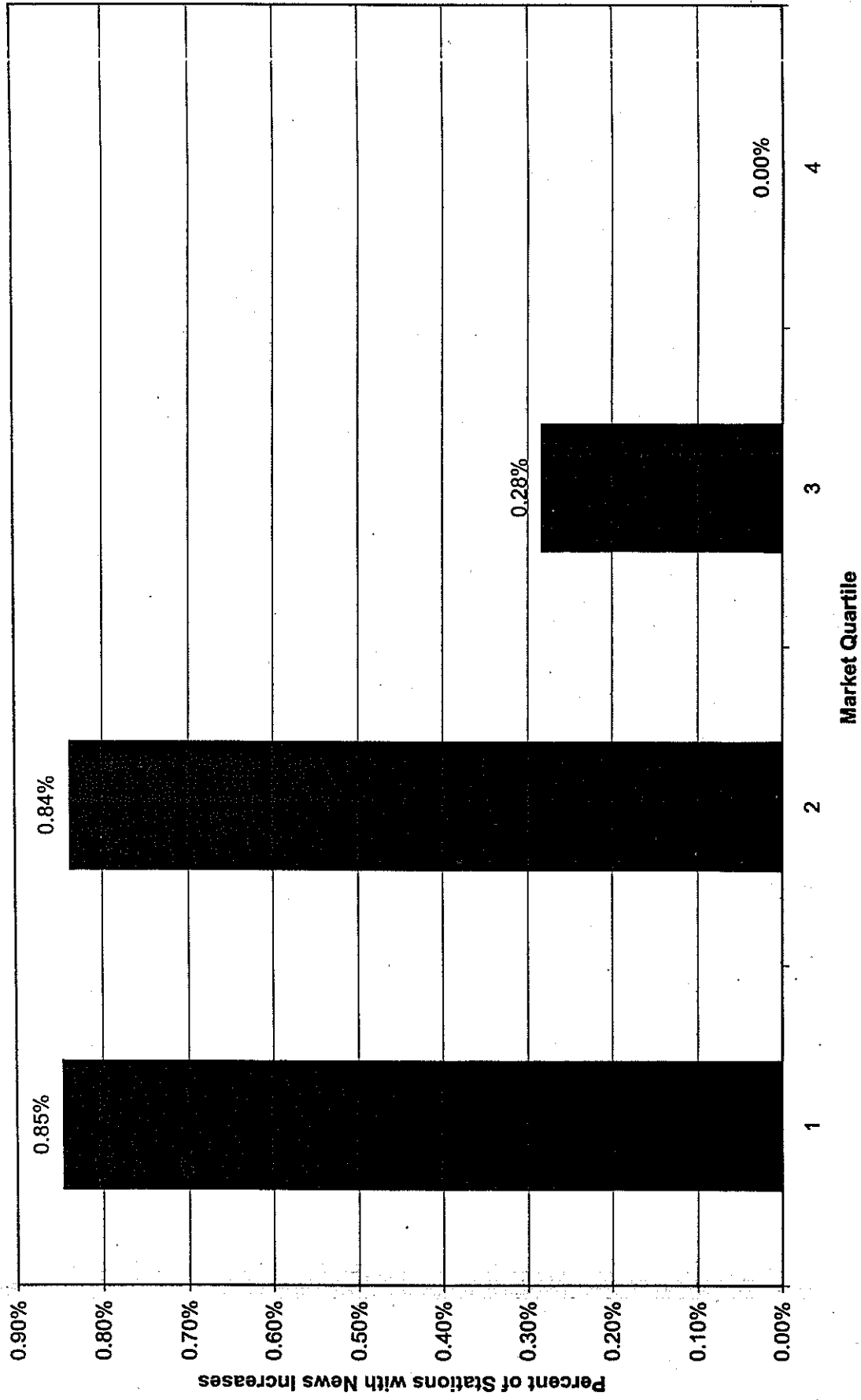
BIA Market	# TV Calls	# TV Payer	BIA Mkt R#	Mkt Quartil	Mkt Quintil	Stations in	Stations in	Station Qui	Station Qui	BIA Mkt Pc	BIA TV HH (000)
Youngstown	4	4	102	2	3	478	328	3	4	703	277
Topeka, Ks	4	4	136	3	4	353	242	4	5	437	171
Duluth, MN	9	5	137	3	4	353	242	4	5	422	169
Wichita Fa	4	4	144	3	4	353	242	4	5	418	155
Odessa-Mi	10	8	159	4	4	225	242	4	5	374	135
Parkersbur	1	1	190	4	5	225	160	4	5	157	64
Los Angeles	26	20	2	1	1	710	590	1	1	17176	5536
Boston, MA	21	15	5	1	1	710	590	1	1	6218	2375
Cleveland-	14	12	16	1	1	710	590	1	1	3924	1542
Tampa-St I	14	14	12	1	1	710	590	1	1	3965	1710
Tampa-St I	14	14	12	1	1	710	590	1	1	3965	1710
Cleveland-	14	12	16	1	1	710	590	1	1	3924	1542
Cleveland-	14	12	16	1	1	710	590	1	1	3924	1542
Chicago, IL	16	12	3	1	1	710	590	1	1	9570	3431
Orlando-Da	16	12	20	1	1	710	590	1	1	3244	1346
Anchorage	8	8	155	3	4	353	242	4	5	395	141
Washington	17	12	8	1	1	710	590	1	1	5941	2253
Greensboro	9	7	47	1	2	710	446	2	2	1621	652
Tallahassee	8	6	109	3	3	353	328	3	4	674	261
Chattanooga	8	8	86	2	3	478	328	3	3	894	354
Chattanooga	8	8	86	2	3	478	328	3	3	894	354
Chattanooga	8	8	86	2	3	478	328	3	3	894	354
Green Bay	8	7	69	2	2	478	446	3	3	1088	433
Hattiesburg	2	2	167	4	4	225	242	4	5	279	105
Boston, MA	21	15	5	1	1	710	590	1	1	6218	2375
Boston, MA	21	15	5	1	1	710	590	1	1	6218	2375
San Antoni	13	11	37	1	1	710	590	2	2	2138	760
Los Angeles	26	20	2	1	1	710	590	1	1	17176	5536
Los Angeles	26	20	2	1	1	710	590	1	1	17176	5536
Charlotte, I	12	9	27	1	1	710	590	1	2	2584	1020
New York,	23	16	1	1	1	710	590	1	1	20668	7376
Detroit, MI	9	8	11	1	1	710	590	1	1	5034	1936
Miami - Ft.	15	12	17	1	1	710	590	1	1	4196	1523
Hartford-Ni	10	7	28	1	1	710	590	1	2	2596	1013
Minneapolis	19	10	15	1	1	710	590	1	1	4312	1653

Minneapolis	19	10	15	1	1	710	590	1	1	1	4312	1653
St. Louis, Mo	9	9	21	1	1	710	590	1	1	1	3112	1222
Miami - Ft.	15	12	17	1	1	710	590	1	1	1	4196	1523
Miami - Ft.	15	12	17	1	1	710	590	1	1	1	4196	1523
Tri-Cities,	7	5	91	2	3	478	328	3	4	4	779	324
Evansville,	8	7	100	2	3	478	328	3	4	4	718	289
Twin Falls,	5	5	192	4	5	225	160	4	5	5	168	60
Marquette,	7	6	180	4	5	225	160	4	5	5	220	89
Raleigh-Du	14	9	29	1	1	710	590	1	2	2	2528	985
Topeka, Ks	4	4	136	3	4	353	242	4	5	5	437	171
Watertown	4	3	178	4	5	225	160	4	5	5	242	91
Detroit, MI	9	8	11	1	1	710	590	1	1	1	5034	1936
Detroit, MI	9	8	11	1	1	710	590	1	1	1	5034	1936
Austin, TX	9	6	53	2	2	478	446	2	3	3	1546	589
Phoenix, A	19	15	14	1	1	710	590	1	1	1	4377	1660
Tulsa, OK	13	10	61	2	2	478	446	2	3	3	1316	510
Springfield	4	4	108	3	3	353	328	3	4	4	686	265
Cincinnati,	9	8	34	1	1	710	590	2	2	2	2248	880
Greensbor	9	7	47	1	2	710	446	2	2	2	1621	652
Milwaukee,	12	10	33	1	1	710	590	2	2	2	2242	880
Tampa-St L	14	14	12	1	1	710	590	1	1	1	3965	1710
Buffalo, NY	10	8	49	1	2	710	446	2	2	2	1635	644
Pittsburgh,	10	7	22	1	1	710	590	1	2	2	2881	1170
San Antoni	13	11	37	1	1	710	590	2	2	2	2138	760
Charleston	12	10	64	2	2	478	446	2	3	3	1233	478
Des Moines	10	7	73	2	2	478	446	3	3	3	1040	414
Nashville,	12	10	30	1	1	710	590	2	2	2	2350	928
Utica, NY	3	3	166	4	4	225	242	4	5	5	275	106

Percent of Stations with News Curtailments by Market Quartile



Percent of Stations with News Increases by Market Quartile



Mkt Quartile	Stations	Curtailemen	% Curtailments
1	710	27	3.8%
2	478	7	1.5%
3	353	6	1.7%
4	225	7	3.1%

Mkt Quartile	Stations	Increases	% Increases
1	710	6	0.85%
2	478	4	0.84%
3	353	1	0.28%
4	225	0	0.00%

Reduction	(All)
HRS CUT	(All)
ECON	(All)
HRS INCR	(All)
NWS ELIM	(All)
STF CUT	(All)
STF INCR	(All)
Increase	1
COMPET	(All)
Station Quintile	(All)
SPECIF NWS	(All)
Mkt Quintile	(All)
PROG	(All)
Station Quartile	(All)
# TV Parents in Mkt	(All)
# TV Calls in Mkt	(All)
OWNERSHIP	(All)

		Data	
Mkt Quartile		Count of CALL LETTERS	Average of Stations in Mkt Quartile
	1	6	710
	2	4	478
	3	1	353
Grand Total		11	593.1818182

Quartiles		# in range	
1	1	52	52
2	53	104	52
3	105	157	53
4	158	210	53
ERROR	211		

Quintiles		# in range	
1	1	42	42
2	43	84	42
3	85	126	42
4	127	168	42
5	169	210	42
ERROR	211		

Sum of # of TV CALLS

Market Qui Total	
1	710
2	478
3	353
4	225
Grand Total	1766

Sum of # of TV CALLS


Market Qui Total	
1	590
2	446
3	328
4	242
5	160
Grand Total	1766

		Data	
Market Quartile		Average of # of TV CALLS	Average of # of TV Parent Companies
	1	13.7	10.5
	2	9.2	7.0
	3	6.7	5.3
	4	4.2	3.4
Grand Total		8.4	6.5

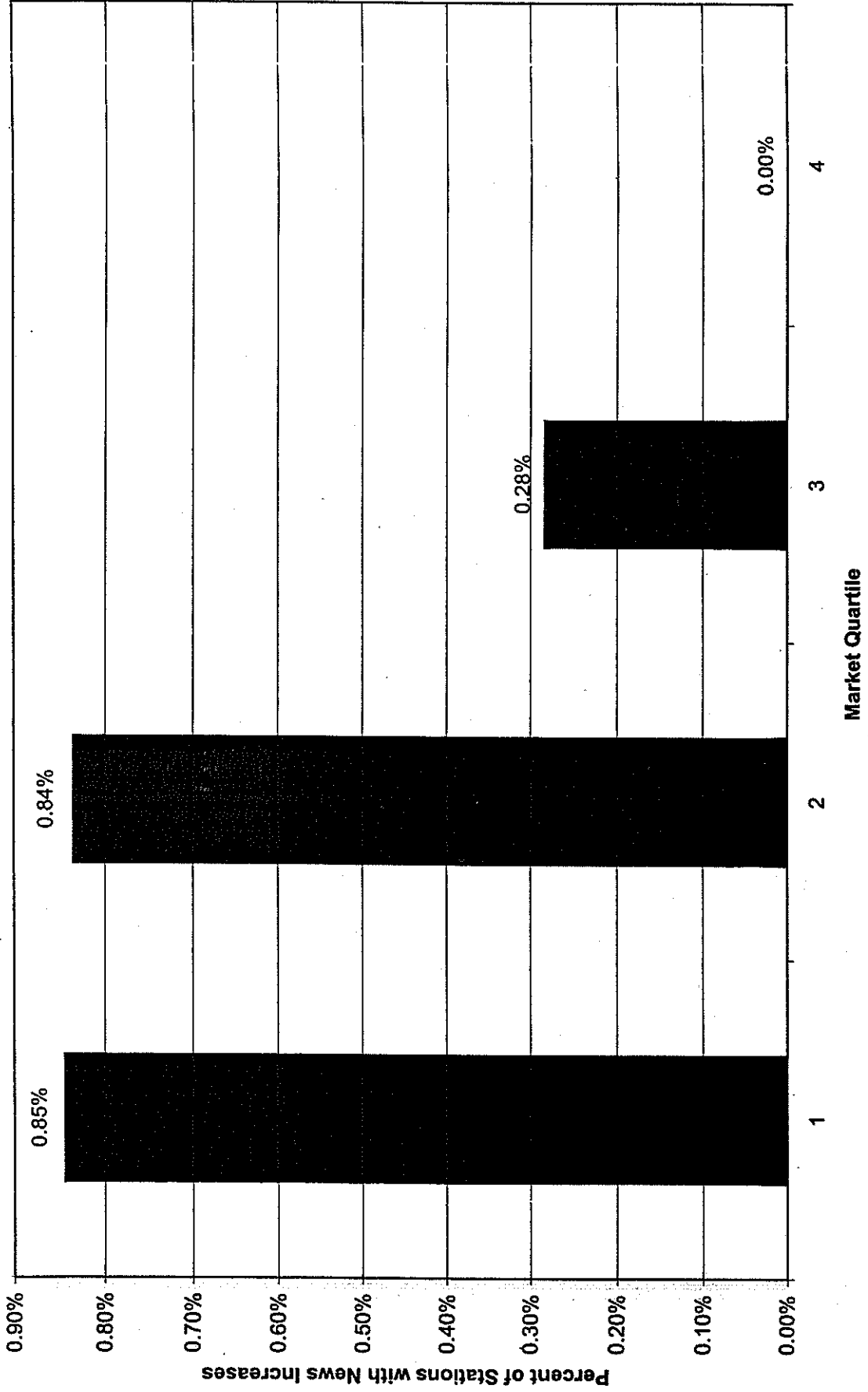
Market Name	Market Rank	# of TV CALLS	# of TV Parent Companies
Abilene-Sweetwater, TX	164	5	5
Albany, GA	147	6	4
Albany-Schenectady-Troy, NY	55	9	7
Albuquerque-Santa Fe, NM	46	27	14
Alexandria, LA	176	5	5
Alpena, MI	208	2	2
Amarillo, TX	131	10	8
Anchorage, AK	155	8	8
Atlanta, GA	9	13	13
Augusta, GA	115	7	6
Austin, TX	53	9	6
Bakersfield, CA	128	4	4
Baltimore, MD	24	8	6
Bangor, ME	151	5	4
Baton Rouge, LA	96	5	5
Beaumont-Port Arthur, TX	140	4	4
Bend, OR	196	2	2
Billings, MT	171	5	3
Biloxi-Gulfport, MS	158	3	3
Binghamton, NY	156	4	4
Birmingham, AL	40	13	10
Bluefield-Beckley-Oak Hill, WV	149	5	5
Boise, ID	119	7	7
Boston, MA	5	21	15
Bowling Green, KY	183	4	4
Buffalo, NY	49	10	8
Burlington, VT-Plattsburgh, NY	90	11	7
Butte-Bozeman, MT	193	6	4
Casper-Riverton, WY	198	10	5
Cedar Rapids-Waterloo-Iowa City-I	88	10	9
Champaign-Springfield-Decatur, IL	82	11	8
Charleston, SC	101	7	6
Charleston-Huntington, WV	64	12	10
Charlotte, NC	27	12	9
Charlottesville, VA	186	3	3
Chattanooga, TN	86	8	8
Cheyenne, WY-Scottsbluff, NE	195	8	6
Chicago, IL	3	16	12
Chico-Redding, CA	130	5	5
Cincinnati, OH	34	9	8
Clarksburg-Weston, WV	165	4	4
Cleveland-Akron, OH	16	14	12
Colorado Springs-Pueblo, CO	93	5	5
Columbia, SC	83	8	6
Columbia-Jefferson City, MO	138	5	5
Columbus, GA	127	6	6
Columbus, OH	32	7	6
Columbus-Tupelo-West Point, MS	132	8	4
Corpus Christi, TX	129	5	5
Dallas-Ft. Worth, TX	7	18	13
Davenport, IA-Rock Island-Moline,	95	7	6

Dayton, OH	59	7	6
Denver, CO	18	19	16
Des Moines-Ames, IA	73	10	7
Detroit, MI	11	9	8
Dothan, AL	172	3	3
Duluth, MN-Superior, WI	137	9	5
El Paso, TX	99	10	9
Elmira, NY	173	4	4
Erie, PA	142	5	4
Eugene, OR	121	11	6
Eureka, CA	194	5	5
Evansville, IN	100	8	7
Fairbanks, AK	203	5	5
Fargo-Valley City, ND	118	14	6
Flint-Saginaw-Bay City, MI	65	11	8
Fresno-Visalia, CA	56	12	9
Ft. Myers-Naples, FL	66	7	6
Ft. Smith-Fayetteville-Springdale-R	104	8	6
Ft. Wayne, IN	106	6	6
Gainesville, FL	162	4	4
Glendive, MT	210	1	1
Grand Junction-Montrose, CO	187	6	4
Grand Rapids-Kalamazoo-Battle C	39	10	8
Great Falls, MT	189	6	4
Green Bay-Appleton, WI	69	8	7
Greensboro-High Point-Winston Sa	47	9	7
Greenville-New Bern-Washington,	105	9	6
Greenville-Spartanburg, SC-Ashev	35	12	7
Greenwood-Greenville, MS	182	3	3
Harlingen-Weslaco-McAllen-Browr	92	7	7
Harrisburg-Lancaster-Lebanon-Yor	41	7	7
Harrisonburg, VA	181	3	2
Hartford-New Haven, CT	28	10	7
Hattiesburg-Laurel, MS	167	2	2
Helena, MT	206	2	2
Honolulu, HI	72	27	14
Houston, TX	10	17	15
Huntsville-Decatur-Florence, AL	84	8	7
Idaho Falls-Pocatello, ID	163	8	5
Indianapolis, IN	25	14	11
Jackson, MS	89	9	7
Jackson, TN	174	3	3
Jacksonville, FL	52	10	8
Johnstown-Altoona, PA	98	6	5
Jonesboro, AR	179	3	3
Joplin, MO-Pittsburg, KS	145	5	4
Juneau, AK	207	4	3
Kansas City, KS-MO	31	9	6
Knoxville, TN	58	12	10
La Crosse-Eau Claire, WI	123	7	5
Lafayette, IN	191	1	1
Lafayette, LA	124	5	5

Percent of Stations with News Curtailments by Market Quartile



Percent of Stations with News Increases by Market Quartile



Mkt Quartile	Stations	Curtailmen	% Curtailments
1	710	27	3.8%
2	478	7	1.5%
3	353	6	1.7%
4	225	7	3.1%

Mkt Quartile	Stations	Increases	% Increases
1	710	6	0.85%
2	478	4	0.84%
3	353	1	0.28%
4	225	0	0.00%

Reduction	(All)
HRS CUT	(All)
ECON	(All)
HRS INCR	(All)
NWS ELIM	(All)
STF CUT	(All)
STF INCR	(All)
Increase	1
COMPET	(All)
Station Quintile	(All)
SPECIF NWS	(All)
Mkt Quintile	(All)
PROG	(All)
Station Quartile	(All)
# TV Parents in Mkt	(All)
# TV Calls in Mkt	(All)
OWNERSHIP	(All)

	Data	
Mkt Quartile	Count of CALL LETTERS	Average of Stations in Mkt Quartile
1	6	710
2	4	478
3	1	353
Grand Total	11	593.1818182

Quartiles		# in range	
1	1	52	52
2	53	104	52
3	105	157	53
4	158	210	53
ERROR	211		

Quintiles		# in range	
1	1	42	42
2	43	84	42
3	85	126	42
4	127	168	42
5	169	210	42
ERROR	211		

Sum of # of TV CALLS
Market Qui Total

1	710
2	478
3	353
4	225
Grand Total	1766

Sum of # of TV CALLS
Market Qui Total

1	590
2	446
3	328
4	242
5	160
Grand Total	1766

		Data	
Market Quartile		Average of # of TV CALLS	Average of # of TV Parent Companies
	1	13.7	10.5
	2	9.2	7.0
	3	6.7	5.3
	4	4.2	3.4
Grand Total		8.4	6.5

Added WSHM in Springfield, MA and WKFT in Fayetteville (Raleigh mkt) to the list of TV stations
Also incremented count for calls and parents in those two markets.