

State of Oregon

Department of Human Services
Office of Investigations and Training



Report of Abuse and Neglect Allegations
For Individuals Who Receive
Mental Health and Developmental Disabilities Services

Year 2007 Statewide Results



June 2008

Office of Investigations and Training 2007 Annual Report Tables and Charts

Below is a brief description of the tables and graphs found in this report.

- Page 1: Historical summary of abuse allegations and incidents reported to the Office of Investigations and Training (OIT). The table reflects the trend in abuse reporting over the last 10 years.

- Page 2: Summary of Developmental Disability (DD) abuse by program and abuse type. The table reflects DD abuse reports by the program in which the client received services in 2007.

- Page 3: Summary of Developmental Disability (DD) abuse by abuse type and number. The chart indicates the number of allegations reported and the percentage of all abuse reported in 2007.

- Page 4: Summary of Developmental Disability (DD) abuse allegations by abuse type and result. The table and chart compares substantiated allegations for all abuse reported in 2007.

- Page 5: Summary of Developmental Disability (DD) substantiation rates by program and abuse type. The table and chart compares substantiation rates by program area for all substantiated abuse in 2007.

- Page 6: Summary of Developmental Disability (DD) substantiation rates by abuse type and result. The graph compares substantiated, not substantiated and inconclusive allegations for all clients receiving DD services in 2007.

- Page 7 - 8: Summary by county of DD abuse and neglect allegations. The table reflects investigations conducted by county investigators and includes investigations conducted by OIT when the county was unable to investigate.

- Page 9: Annual summary of Developmental Disability Financial Abuse investigations between 2003 and 2007.

- Page 10: Annual summary of Developmental Disability Neglect investigations between 2003 and 2007.

- Page 11: Annual summary of Developmental Disability Physical Abuse investigations between 2003 and 2007.

- Page 12: Annual summary of Developmental Disability Sexual Abuse investigations between 2003 and 2007.

- Page 13: Annual summary of all Developmental Disability abuse investigations between 2003 and 2007.
- Page 14: Annual summary of Developmental Disability client abuse in Residential Settings between 2003 and 2007.
- Page 15: Summary of Mental Health (MH) abuse allegations by program and abuse type. The table reflects MH abuse reports by the program in which the client received services in 2007.
- Page 16: Summary of Mental Health (MH) abuse by abuse type and number. The chart indicates the number of allegations reported and the percentage of all abuse reported in 2007
- Page 17: Summary of Mental Health (MH) abuse allegations by abuse type and result. The table and chart compares substantiated allegations for all abuse reported in 2007.
- Page 18: Summary of Mental Health (MH) substantiation rates by program and abuse type. The table and chart compares substantiation rates by program area for all substantiated abuse in 2007.
- Page 19: Summary of Mental Health (MH) substantiation rates by abuse type and result. The graph compares substantiated, not substantiated and inconclusive allegations for all clients receiving MH services in 2007.
- Page 20-21: Summary by county of MH abuse and neglect allegations. The table reflects investigations conducted by county investigators and includes investigations conducted by OIT when the county was unable to investigate.
- Page 22: Annual summary of Mental Health Neglect investigations between 2003 and 2007.
- Page 23: Annual summary of Mental Health Physical Abuse investigations between 2003 and 2007.
- Page 24: Annual summary of Mental Health Sexual Abuse investigations between 2003 and 2007.
- Page 25: Annual summary of all Mental Health abuse investigations between 2003 and 2007.
- Page 26: Oregon State Hospital: Historical summary and recent trends 2003 thru 2007.
- Page 27: Oregon State Hospital: 2007 substantiation rates by abuse type.

The Office of Investigations and Training

The Office of Investigations and Training (OIT) is located in The Oregon Department of Human Services, Director's Office. OIT is responsible for directly investigating or overseeing county investigations of allegations of abuse and neglect of people with mental illness or developmental disabilities who receive services. State and county staff ensure the provision of necessary protective services to victims of abuse or neglect. OIT is also responsible for providing training on mandatory abuse reporting requirements, conduct of investigations, and provision of protective services.

These services are significant to Oregonians because individuals with mental illness and developmental disabilities are at the highest risk for abuse and neglect. Research has shown that more than half will experience repeated physical or sexual abuse in their lifetime. Freedom from abuse is critical to benefiting from services. Victims of abuse are offered and provided protective services such as counseling or alternative living arrangements. OIT and county investigations are used to sanction or remove abusive caregivers, and require providers to conduct additional training or revise policies to prevent further abuse.

The Office of Investigations and Training is committed to ensuring all investigations of abuse and neglect, protective services and trainings are conducted with integrity, fairness, and quality thereby maximizing the safety of people with mental illness and developmental disabilities.

OIT Activities and System Improvements

OIT continues to forward investigations to The Oregon Department of Justice, Medicaid Fraud Control Unit (MFCU) for their legal review and action. Of the investigations forwarded in 2007, the MFCU took action in four cases: Two cases involved billing fraud in which the MFCU secured a restitution agreement of over \$72,000 in one case and a 12-month jail sentence in the other. A third case of sexual abuse had stalled at the local law enforcement level. OIT forwarded this information to MFCU, whose investigation led to charges being filed against the individual. The fourth case involved theft of client funds in which the MFCU

secured a conviction, a restitution agreement and jail term for the caregiver. The caregiver is also prohibited from employment with access to elderly or disabled individuals.

In 2007 OIT made 20 referrals to the Oregon State Board of Nursing (OSBN) regarding licensed caregivers who are nurses or Certified Nursing Assistants with substantiated allegations of abuse or neglect. The OSBN took action against five of these caregivers by suspending the licenses of four and reprimanding a fifth.

In 2007, the OIT screener evaluated 847 allegations of abuse and neglect, and assigned 320 of these allegations for investigation in the State Operated Community Program (SOCP), the Children's 24 Hour Residential Program, and patients in the Oregon State Hospital system. The majority of incidents that were screened out were more appropriately patient/client grievances related to staff performance, or were related to other issues that do not rise to the level of abuse. The screening function allows OIT to review all reported incidents thoroughly and in a standardized manner ensure appropriate assignment of cases for investigation.

In 2007 OIT staff began to use civil subpoenas as another investigative resource in the conduct of investigations. Although not often necessary, the ability to obtain phone, bank, employment records and other records can be important in determining whether abuse or neglect occurred.

Authority¹

OIT and its designees (community mental health and developmental disability programs) conduct investigations and provide protective services to victims under the authority of Oregon Revised Statutes (ORS) 430.735 to 430.765 and the following Oregon Administrative Rules (OARs): "Abuse Reporting and Protective Services in Community Programs and Community Facilities" (OAR 407-045-0250 through

¹ On December 1, 2007, OIT assumed responsibility for investigating reports of abuse against children receiving therapeutic treatment services offered by licensed, professional Children's Care Providers (CCPs). Information about those activities will be included in the 2008 Annual Report.

0360); “Abuse of Individuals Living in State Hospitals and Residential Training Centers” (OAR 407-045-0400 through 0520); “Community Developmental Disability Program” (OAR 411-320-0010 through 0200); “24-Hour Residential Services for Children and Adults with Developmental Disabilities” (OAR 411-325-0010 through 0480); “Employment and Alternatives to Employment Services for Individuals with Developmental Disabilities” (OAR 411-345-0010 through 0300); “Adult Foster Homes for Individuals with Developmental Disabilities” (OAR 411-360-0010 through 0310); “Comprehensive In-Home Services for Adults with Developmental Disabilities” (OAR 411-330-0010 through 0170); “Support Services for Adults with Developmental Disabilities” (OAR 411-340-0010 through 0180); “Standards for Adult Mental Health” (OAR 309-032-525 through 0605); “Residential Treatment Homes” (OAR 309-035-0250 through 0460); “Residential Treatment Facilities for Mentally or Emotionally Disturbed Persons” (OAR 309-035-0100 through 0190); and “Adult Foster Homes” (OAR 309-040-0300 through 0445);

Definitions and Categories of Abuse

In addition to the above statutes, different OARs apply depending on the type of service and the person’s disability. The following is an abbreviated list of the abuse definitions for adults with developmental disabilities or mental illness. The full text is available on the State website at:

<http://www.oregon.gov/DHS/abuse/main.shtml> (click on Developmental Disability or Mental Illness), and click on Laws and Rules.

A) Death: Any death caused by other than accidental or natural means or occurring in unusual circumstances;

B) Physical Abuse: Any physical injury caused by other than accidental means, or that appears to be at variance with the explanation given; the willful infliction of physical pain or injury;

C) Sexual Abuse/Exploitation: Any sexual harassment or exploitation including, but not limited to, any sexual contact between a provider or provider employee and a client/patient;

D) Financial Abuse/Exploitation: Any exploitation or inappropriate expenditure of client/patient funds including, but not limited to, theft, borrowing from or loaning money to clients/patients, commingling resident's funds with caregiver or other resident's funds, etc;

E) Neglect: Neglect/failure to act that leads to physical harm or significant mental injury through withholding of services necessary to maintain health and well being;

F) Restraint: Using physical interventions without a written physician's order, or that is not a part of an Individual Support Plan that results in injury. It is not abuse if absolutely necessary to protect the individual or others from immediate injury;

G) Restriction: Placing restrictions on a resident's freedom of movement (for example, by seclusion in a locked room or restriction to a specific area);

H) Verbal Abuse/Mistreatment: Subjecting a patient/client to the use of derogatory names, phrases, profanity, ridicule, harassment, coercion or intimidation and threatening injury or withholding of services or supports, including implied or direct threat of termination of services;

I) Other: A form of abuse that does not clearly fit into one of the other categories of abuse.

Investigation Results

The following investigation outcomes are defined by OAR:

A) Substantiated: The evidence supports a conclusion that there is reasonable cause to believe that abuse occurred.

B) Inconclusive: The available evidence does not support a final decision that there was reasonable cause to believe that abuse occurred or did not occur.

C) Not Substantiated: The evidence does not support a conclusion that there is reasonable cause to believe that abuse occurred.

D) Did Not Meet an Abuse Definition: The allegations were initially reported to the state or county, but during the early stages of investigation it was determined that the allegation does not meet the definition of abuse. Under these conditions, a determination of “Not Substantiated” would not be appropriate because the alleged incident is not addressed by the current abuse\neglect statute or rules. In some of these instances the investigation process reveals possible licensing violations, which are reported to the licensing authority for their review.

E) Other Outcomes: In addition to the investigation results defined above, there can be other outcomes of an investigation. Other Outcomes fall into two types: 1) Closed without an Outcome: Incidents in which there is not enough information reported and/or preliminary screening does not yield sufficient information to conduct an investigation. 2) Open Investigations: Investigations that have not been closed, commonly due to active investigation by law enforcement, or pending prosecution.

Terminology and Abbreviations (referred to in the following graphs and tables)

BMRC – Blue Mountain Recovery Center (formerly Eastern Oregon Psychiatric Center). OIT investigators conduct abuse and neglect investigations involving BMRC patients.

Children (DD) – Children’s 24-Hour Residential Program. Residents in the program are under 18 and receive services from a DD licensed children’s residential program when placement is made by SPD Home & Community Supports. OIT investigators conduct abuse and neglect investigations involving residents of this program when these are violations of SPD-DD licensing rules.

CDDP – Community developmental disability services and programs. County developmental disability protective services investigators conduct abuse and neglect investigations involving clients receiving community DD services.

CMHP – County or community mental health services. County mental health protective services investigators conduct abuse and neglect investigations involving clients receiving community MH services.

Critical Incident / Miscellaneous Information – A serious incident involving a client or patient, which did not meet the definition of abuse or neglect (for example, accidental or natural death).

DD – Developmental Disability.

EOTC – Eastern Oregon Training Center (EOTC). OIT investigators conduct abuse and neglect investigations involving EOTC clients.

FTC – Fairview Training Center: While this facility has been closed and no investigations have been conducted there since 1999, this facility (for people with developmental disabilities) had investigations that are described in the “Comparison of Allegations and Incidents Investigated by or Reported to OIT and Counties” spreadsheet.

MH – Mental Health

OSH – Oregon State Hospital. OIT investigators conduct abuse and neglect investigations involving OSH patients.

Review – A review by a forensic specialist of an unexplained injury, or patterns of injuries investigated by OIT or county staff.

SDI – Special Department Investigation: Investigations that would normally be undertaken by county MH or DD staff, but are instead conducted by OIT staff due to possible conflict of interest, complexity, or other identified need.

SDIA – Special Department Investigation Assist: Investigations that are undertaken by county MH or DD staff, and closely assisted by OIT staff due to complexity, or other identified need.

SOCPC – State Operated Community Program, 24-hour residential program. OIT investigators conduct abuse and neglect investigations involving SOCP residents.

Special – An investigation conducted by OIT when an individual who receives services is found to have unexplained injuries, and no individual person is accused or identified at the time it is reported. In 2006 OIT changed the way these investigations are tracked. They are now included under the service the client received at the time of the allegation.

OIT Training and Prevention Program

The Office of Investigations and Training (OIT) is legally required to provide training to protective service investigators (PSI) statewide in how to conduct unbiased, thorough and culturally competent protective service investigations. To encourage reporting and reduce the risk of abuse, OIT trains mandatory reporters, family members, advocates, clients and community partners, including first responders. In 2007, OIT also assumed training responsibilities for certain licensed professional Children’s Care Provider (CCP) programs, which offer therapeutic treatment to children in out-of-home settings.

In 2007 the OIT Training and Prevention Program expanded its focus to incorporate prevention. Training and Prevention Unit staff held a total of 77 training sessions encompassing more than 824 classroom training hours, delivered to more than 2685 individuals.

The following trainings were provided: *Basic Investigations; Sorting and Mapping; Interviewing; Advanced Interviewing; Documents, Evidence and Exhibits; Mandatory Abuse Reporting (for the adult mental health and developmental disabilities system as well as for the Children’s Care Provider System); The Culturally Competent Investigator; Could This Happen In Your Program? Learning From Stories of Abuse and Neglect; Making Sense of the Abuse Reporting System for Consumers and Family Members; Sexual Abuse of People with Disabilities; Money: The Good, the Bad, and the Ugly (Financial Exploitation); Oregon State Hospital Abuse Reporting System; Advanced Report Writing; Ethics and Values; Conflict Management; and Disability Awareness.*

Strategic Planning and Technical Assistance sessions were provided throughout the year to community partner agencies and non-profits (to build local abuse response infrastructures including multi-disciplinary teams) and to Marion and Polk counties to assist in the creation of an interagency 24-hour coordinated community response to bias crimes against people with disabilities. Partnerships with local law enforcement, including the District Attorney’s Office, were forged in the implementation and training which accompanies the model.

Additionally, in 2007 OIT produced a two-part DVD mandatory abuse training and abuse prevention film package, *The Choices We Make*, which includes a participant workbook. This package was distributed to all licensed MH and DD foster home providers in Oregon, all licensed MH and DD Provider organizations, and each county CMHP and CDDP program. OIT also provided technical assistance to the 2007 National Adult Protective Services Association’s conference committee, supporting issues relevant to the needs of adult protective services professionals serving people with developmental disabilities and mental illness.

Participants at OIT training programs have included protective service investigators from CMHP and CDDP programs; staff of licensed professional Children’s Care Provider (CCP) programs; staff at Oregon State Hospital, Eastern Oregon Training Center, Blue Mountain Recovery Center, and the State Operated Community Program; state protection and advocacy agency staff, members of law enforcement, judges, and district attorneys; case managers, service coordinators, self-advocates, mental health consumers, family members, agency administrators and senior protective services staff; adult care providers,

employment providers, residential providers; domestic violence and sexual assault program staff; community organizations and advocates for client populations; members of the Oregon Rehabilitation Association; and the State Attorney General's Sexual Assault Task Force.

Additional Information

Due to budget considerations, this report has been printed without color. A colorized version of this report is available in electronic (.pdf) format. Additional explanation, information, or an electronic copy of this report may be obtained by calling OIT at 503-945-9495 or writing to PO Box 14250 Salem, OR 97309-0740.

This report and the 2003 through 2006 Annual Reports are also available online at the Oregon Department of Human Services website <http://egov.oregon.gov/DHS/data>.

Other information and publications related to DD and MH abuse reporting and warning signs can be found online at <http://www.oregon.gov/DHS/index.shtml>.

A report entitled "Assessment and Recommendations for Abuse Training at Oregon State Hospital" can be found online at: <http://www.oregon.gov/DHS/mentalhealth/osh/abuse-training-rec.pdf>.

Comparison of Allegations and Incidents Reported to OIT and Counties

The table below reflects the number of allegations of abuse by program over the last 10 years. Allegations of abuse and neglect are reported to the State directly; or to County Developmental Disability Programs and Community Mental Health Programs. The data below reflect "allegations" of abuse rather than cases. A case may involve a single allegation, or many allegations depending on the number of clients, alleged perpetrators and abuse types noted in the report. The increase in County Mental Health for 2007 is due to two cases at one facility with over 100 allegations.

	1998	1999	2000	2001	2002	2003	2004	2005	2006	2007	
SOCP (DD)	27	31	100	51	56	75	54	94	193	143	SOCP (DD)
EOTC (DD)	44	64	36	32	29	19	45	13	26	17	EOTC (DD)
OSH (MH)	62	41	103	57	84	91	73	117	92	82	OSH (MH)
BMRC (MH)	3	7	0	8	3	12	6	3	9	2	BMRC (MH)
Children (DD)	19	98	154	138	169	252	83	63	84	76	Children (DD)
FTC (DD)	117	82	0	0	0	0	0	0	0	0	FTC (DD)
SDI (DD)	0	6	32	20	57	61	93	51	80	150	SDI (DD)
SDI (MH)	0	0	9	21	7	26	23	39	122	38	SDI (MH)
Special (MH)	0	0	1	9	0	2	8	3	0	0	Special (MH)
Special (DD)	0	0	35	13	27	10	29	33	0	0	Special (DD)
Review (DD)	0	0	25	16	9	9	28	20	11	32	Review (DD)
Review (MH)	0	0	0	0	1	4	0	3	7	8	Review (MH)
SDIA (DD)	0	0	0	2	28	67	51	47	119	38	SDIA (DD)
SDIA (MH)	0	0	0	2	1	10	1	2	17	6	SDIA (MH)
OIT Totals	272	329	495	369	471	638	494	488	760	592	OIT Totals
County DD *	NA	501	1293	1943	1646	1471	1509	1442	1200	1451	County DD
County MH *	NA	NA	139	251	387	351	428	446	353	526	County MH
OIT & County Totals	272	830	1927	2563	2504	2460	2431	2376	2313	2569	OIT & County Totals

* Beginning in 2005 County DD and County MH counts no longer include cases that were referred to the state for investigation. These investigations are counted as SDI (DD) or SDI (MH) investigations as they were conducted by OIT.

Data includes allegations that upon further screening are determined "Not to Meet the Definition" of abuse.

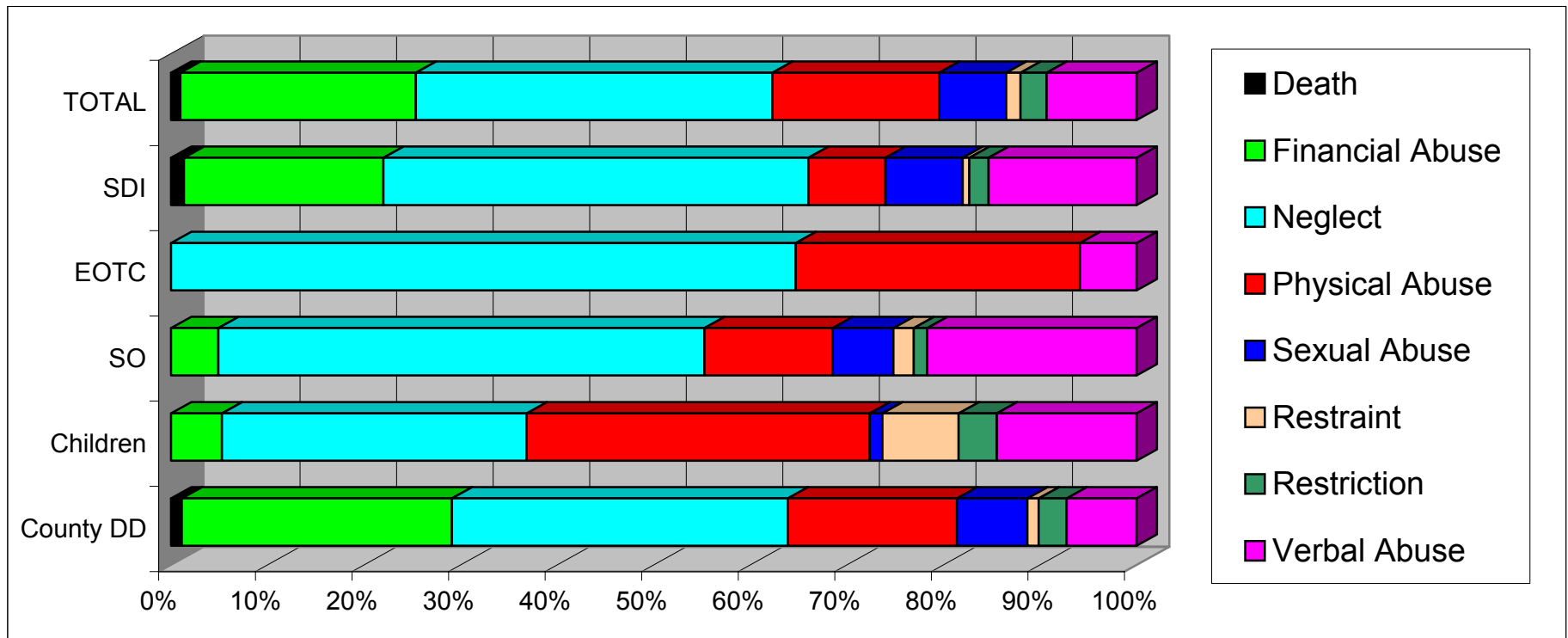
Allegations of abuse that occurred in County DD programs, or County and Community MH programs are investigated by CDDP or CMHP investigators, all others are investigated by OIT. OIT is immediately notified when allegations are reported to CDDP or CMHP programs and a final written report is submitted to OIT upon the completion of the investigation.

2007 Developmental Disability Programs Abuse Allegations by Type and Program

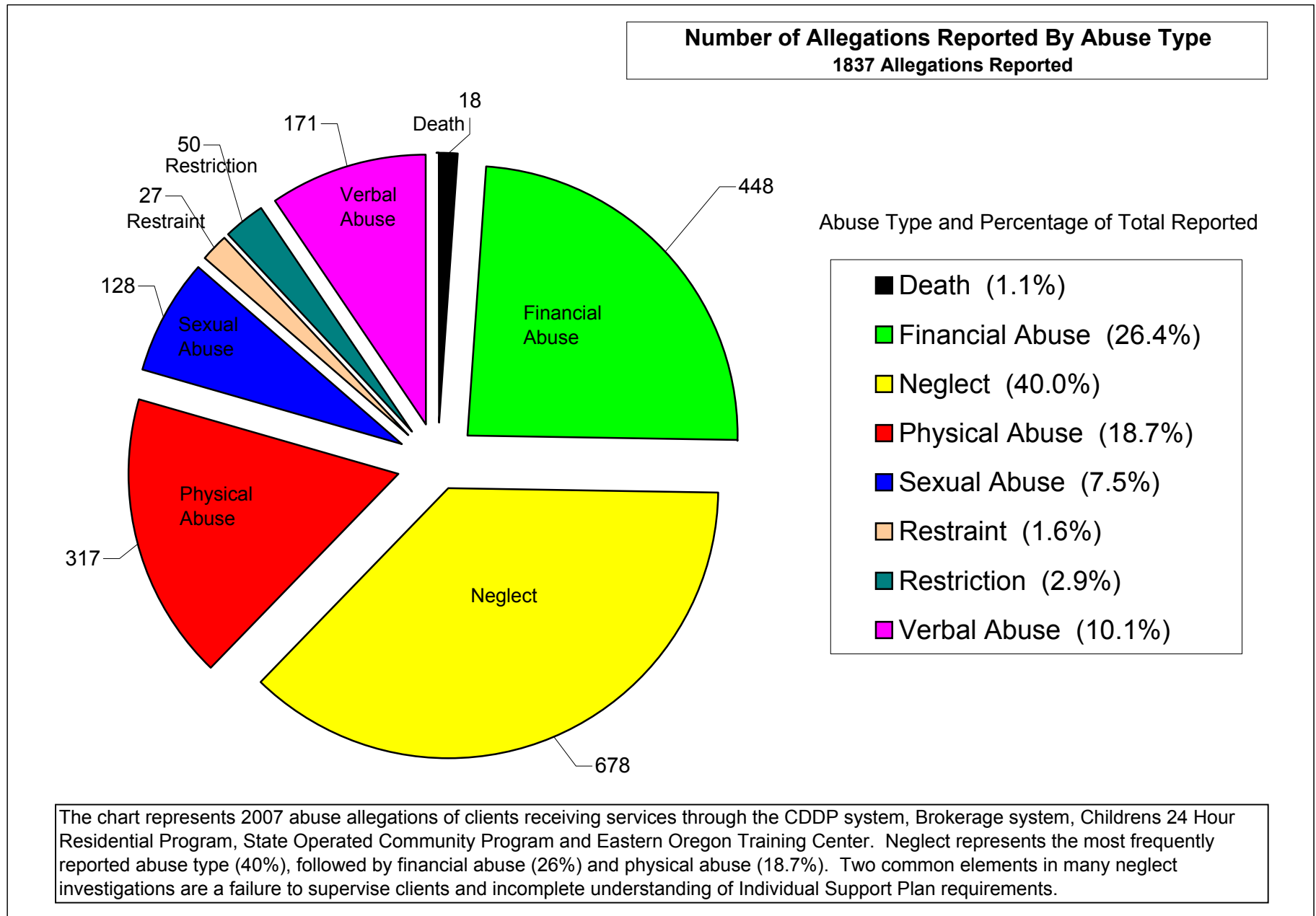
The table reflects the DD program in which the client received services at the time of the incident. SDI allegations involve clients receiving county DD services, however the allegations are investigated by OIT staff due to conflict of interest, complexity or other reasons. Over 16,000 Oregonians receive a developmental disability service that is covered by abuse rules. 1837 abuse allegations were reported in 2007, of which 18 allegations were related to the deaths of 9 clients. For two of these clients the allegations of neglect were substantiated.

DD Program	Deaths*	Financial Abuse	Neglect	Physical Abuse	Sexual Abuse	Restraint	Restriction	Verbal Abuse	TOTAL
County DD	16	406	505	254	106	17	42	105	1451
Children	0	4	24	27	1	6	3	11	76
SO	0	7	72	19	9	3	2	31	143
EOTC	0	0	11	5	0	0	0	1	17
SDI	2	31	66	12	12	1	3	23	150
TOTAL	18	448	678	317	128	27	50	171	1837

*Deaths: These investigations focus on potential neglect and make no determination about cause of death.



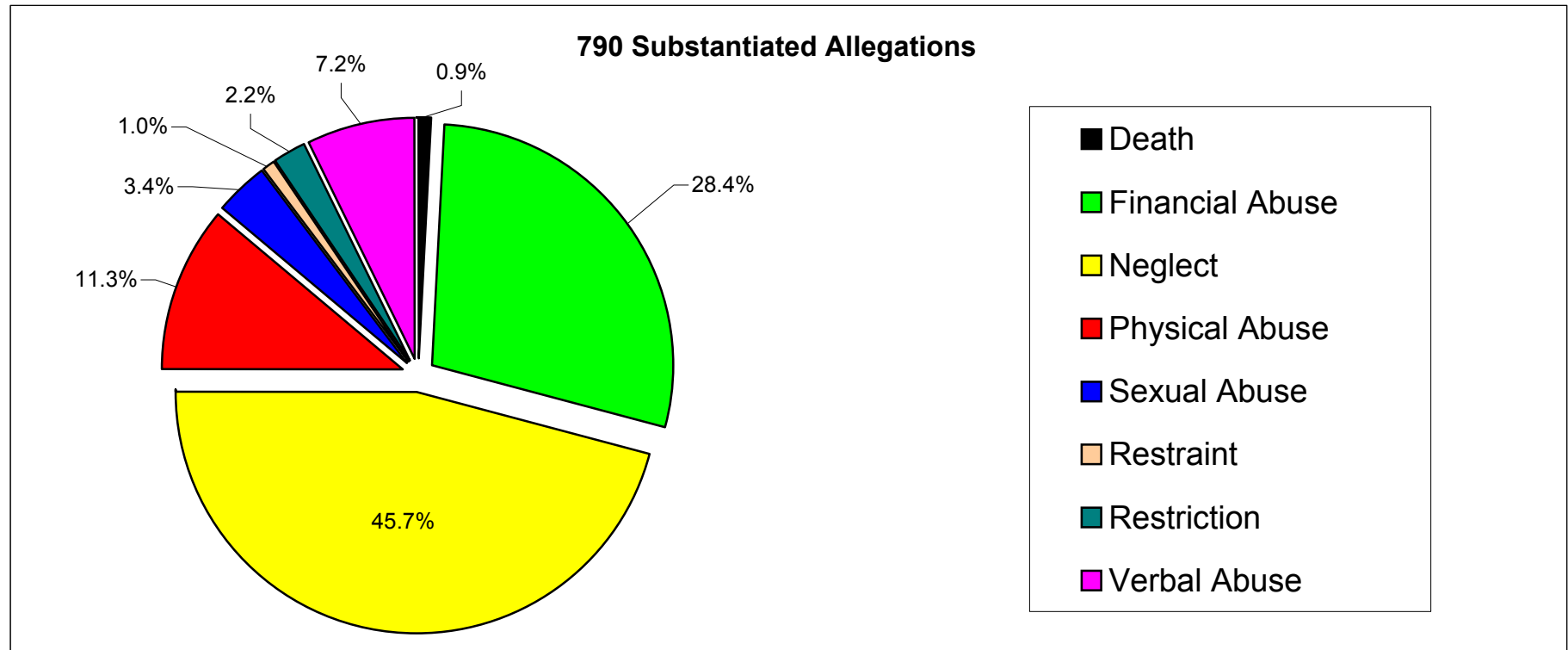
2007 Developmental Disability Abuse Allegations By Abuse Type and Number Reported



2007 Developmental Disability Abuse Allegations By Abuse Type and Result

The table and chart reflect substantiated allegations by abuse type in 2007. Of the 790 allegations that were substantiated, 45.7% were for neglect and 28.4% were for financial abuse. Neglect and financial abuse typically account for over 70% of all substantiated abuse. Physical abuse, sexual abuse and improper use of restraints make up about 15% of all substantiated abuse. The allegations substantiated in 2007 affected 520 individuals.

Abuse Type	Allegations	Substantiated	Percent of All Substantiated	Inconclusive	Not Substantiated or Other Outcome	Did Not Meet the Definition
Death	18	7	0.9%	2	5	4
Financial Abuse	448	224	28.4%	79	125	20
Neglect	678	361	45.7%	60	205	52
Physical Abuse	317	89	11.3%	80	137	11
Sexual Abuse	128	27	3.4%	30	59	12
Restraint	27	8	1.0%	3	14	2
Restriction	50	17	2.2%	7	23	3
Verbal Abuse	171	57	7.2%	21	86	7
Totals	1837	790	100.0%	282	654	111

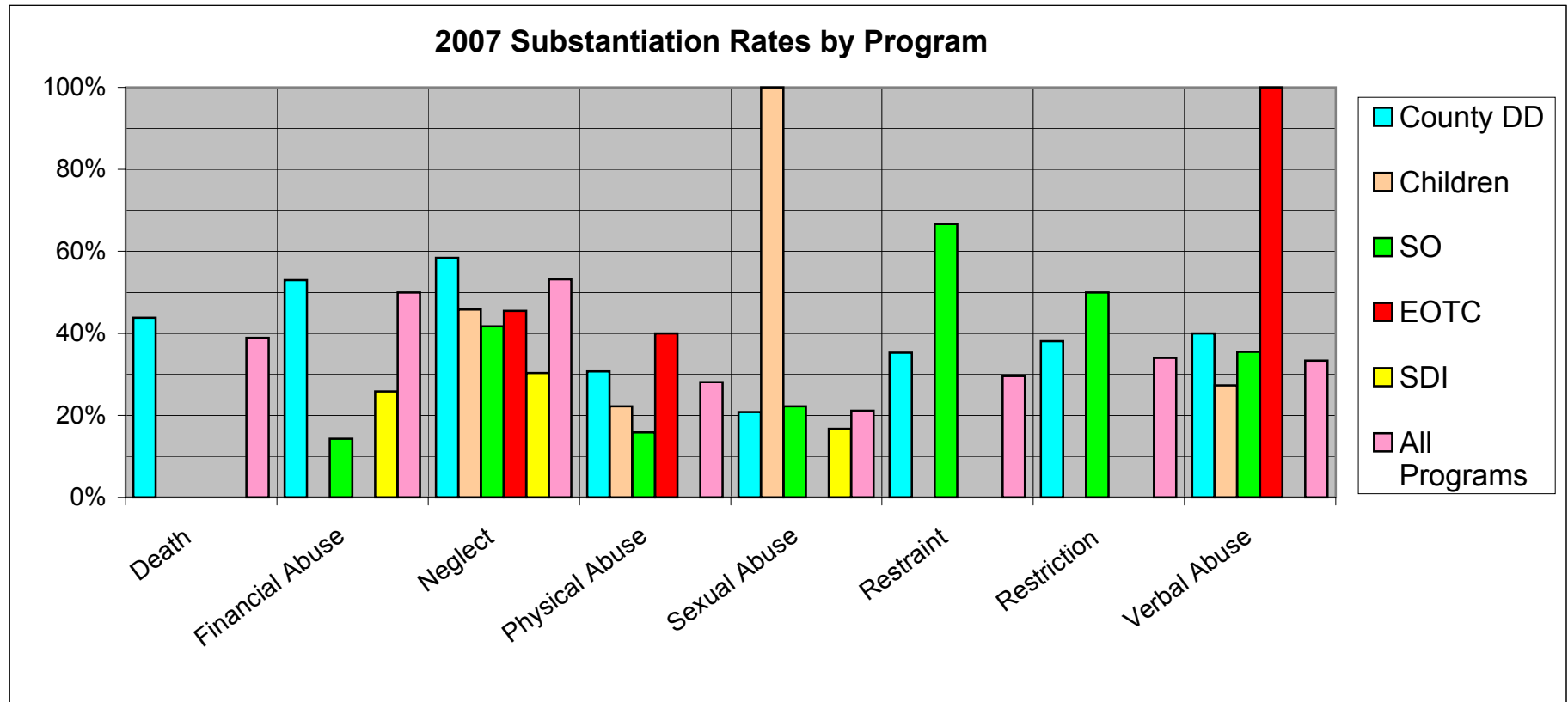


2007 Developmental Disability Substantiation Rates By Program and Abuse Type

The table and chart reflect DD substantiation rates by abuse type and client program in 2007. Neglect (53.2%) and financial abuse (50%) have the highest substantiation rates. Of the 16,031 Oregonians receiving DD services, 520 experienced some form of abuse. The two instances in this table that show a substantiation rate of 100% are situations in which one allegation was reported and substantiated.

DD Program	Death	Financial Abuse	Neglect	Physical Abuse	Sexual Abuse	Restraint	Restriction	Verbal Abuse	Program Total
County DD	43.8%	53.0%	58.4%	30.7%	20.8%	35.3%	38.1%	40.0%	46.9%
Children	NAR	0.0%	45.8%	22.2%	100.0%	0.0%	0.0%	27.3%	27.6%
SO	NAR	14.3%	41.7%	15.8%	22.2%	66.7%	50.0%	35.5%	35.0%
EOTC	NAR	NAR	45.5%	40.0%	NAR	NAR	NAR	100.0%	47.1%
SDI	0.0%	25.8%	30.3%	0.0%	16.7%	0.0%	0.0%	0.0%	20.0%
All Programs	38.9%	50.0%	53.2%	28.1%	21.1%	29.6%	34.0%	33.3%	43.0%

NAR: No Allegations Reported

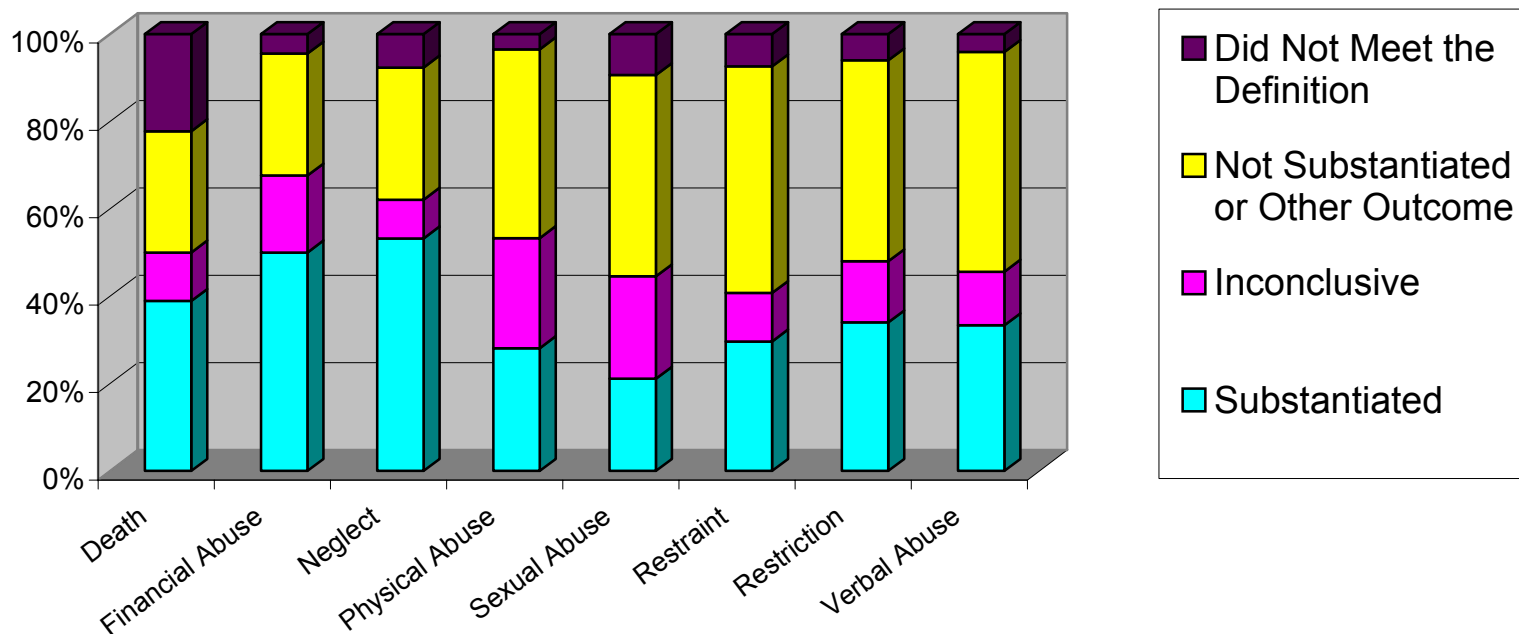


2007 Developmental Disability Substantiation Rates By Abuse Type and Result

The table reflects substantiation rates by abuse type and compares substantiated, not substantiated, inconclusive, and allegations that “did not meet the definition” for all clients receiving DD services. Of the 1837 allegations reported, 790 (43%) were substantiated as abuse or neglect. 790 substantiated allegations affected 520 individuals receiving DD services.

Abuse Type	Allegations	Substantiated	Inconclusive	Not Substantiated or Other Outcome	Did Not Meet the Definition	Substantiation Rate
Death	18	7	2	5	4	38.9%
Financial Abuse	448	224	79	125	20	50.0%
Neglect	678	361	60	205	52	53.2%
Physical Abuse	317	89	80	137	11	28.1%
Sexual Abuse	128	27	30	59	12	21.1%
Restraint	27	8	3	14	2	29.6%
Restriction	50	17	7	23	3	34.0%
Verbal Abuse	171	57	21	86	7	33.3%
Totals	1837	790	282	654	111	43.0%

2007 DD Abuse by Investigation Results



2007 Developmental Disability Allegations By County

The table contains a summary of DD abuse and neglect allegations involving clients who received services through county DD programs. These investigations were conducted by county investigators (County DD) or OIT investigators (SDI cases).

County Name	Death	Financial Abuse	Neglect	Physical Abuse	Sexual Abuse	Restraint	Restriction	Verbal Abuse	Total Allegations	# Clients Served	% Allegations to Clients Served	Total Substantiated Allegations	% Substantiated Allegations to Clients Served
Baker				2	5				7	94	7.4%	0	0.0%
Benton			8	1				2	11	399	2.8%	1	0.3%
Clackamas		6	20	9	5	1	2	14	57	1254	4.5%	24	1.9%
Clatsop	10	15	8		1		2	4	40	165	24.2%	17	10.3%
Columbia		1				1	2		4	234	1.7%	1	0.4%
Coos		9	3	6				1	19	286	6.6%	16	5.6%
Crook									0	69	0.0%	0	0.0%
Curry		5	7	2				1	15	118	12.7%	12	10.2%
Deschutes		1	2	3		1	1	1	9	449	2.0%	3	0.7%
Douglas	1	10	29	14	3		1	2	60	440	13.6%	12	2.7%
Gilliam - See Mid-Columbia									n/a	0	n/a	n/a	n/a
Grant		3	4				1	2	10	17	58.8%	5	29.4%
Harney									0	23	0.0%	0	0.0%
Hood River - See Mid-Columbia									n/a	0	n/a	n/a	n/a
Jackson		7	16	20			2	13	58	726	8.0%	36	5.0%
Jefferson									0	81	0.0%	0	0.0%
Josephine		3	9	2	1			1	16	397	4.0%	8	2.0%
Klamath		10	3	3	4				20	378	5.3%	7	1.9%
Lake		1							1	26	3.8%	1	3.8%
Lane		15	31	22	6		3	2	79	1524	5.2%	33	2.2%
Lincoln		5	1	2	4				12	230	5.2%	6	2.6%
Linn		8	20	17	7	2	1	5	60	566	10.6%	17	3.0%
Malheur				1	1			1	3	138	2.2%	1	0.7%
Marion	1	18	24	31	11		2	6	93	1637	5.7%	28	1.7%
Mid-Columbia		6	8	3	1	4	3	4	29	236	12.3%	13	5.5%
Morrow									0	24	0.0%	0	0.0%
Multnomah	4	182	259	81	33	4	14	34	611	3502	17.4%	332	9.5%
Polk		6	13	8	15		1	1	44	404	10.9%	17	4.2%
Sherman - See Mid-Columbia									n/a	0	n/a	n/a	n/a
Tillamook			4	1					5	147	3.4%	3	2.0%
Umatilla	1	66	28	11	1	1	2	10	120	292	41.1%	44	15.1%

Continued on Next Page

2007 Developmental Disability Allegations By County

County Name	Death	Financial Abuse	Neglect	Physical Abuse	Sexual Abuse	Restraint	Restriction	Verbal Abuse	Total Allegations	# Clients Served	% Allegations to Clients Served	Total Substantiated Allegations	% Substantiated Allegations to Clients Served
Union			3	7		2	3	2	17	118	14.4%	10	8.5%
Unlisted or N/A									n/a	0	n/a	n/a	n/a
Wallowa									0	35	0.0%	0	0.0%
Warm Springs									0	20	0.0%	0	0.0%
Wasco - See Mid-Columbia									n/a	0	n/a	n/a	n/a
Washington		53	62	14	19	2	5	21	176	1514	11.6%	53	3.5%
Wheeler									0	3	0.0%	0	0.0%
Yamhill	1	7	9	6	1			1	25	485	5.2%	11	2.3%
Totals	18	437	571	266	118	18	45	128	1601	16031	10.0%	711	4.4%
Percentages	1.1%	27.3%	35.7%	16.6%	7.4%	1.1%	2.8%	8.0%					

% Allegations to Clients Served (Abuse Reporting Rate):

This represents the percentage of clients receiving DD services who were reported as possible victims of abuse or neglect.

For example, if 150 clients received DD services and 20 allegations of abuse/neglect were reported to the county, the reporting rate is 13.3%.

% Substantiated Allegations to Clients Served (Abuse Rate):

This represent the percentage of clients receiving DD services who were abused or neglected as determined by an abuse investigation.

For example, if 150 clients received DD services and 20 allegations of abuse are reported with 10 allegations being substantiated, the abuse rate is 6.6%.

Five Year Summary of DD Investigations: 2003 thru 2007
Abuse Type: Financial Abuse

Financial Abuse Investigations and Allegations by Result

Year	Total Investigations	Total Allegations	Substantiated	Substantiation Rate	Inconclusive	Not Substantiated	Closed w/o Outcome	Refer to Other Case	Did not Meet Definition
2003	77	229	95	41.5%	39	46	16	11	22
2004	114	307	160	52.1%	49	34	2	12	49
2005	91	267	160	59.9%	41	34	0	6	26
2006	121	295	146	49.5%	35	56	0	0	54
2007	166	448	224	50.0%	79	44	0	0	20
Total	569	1546	785	50.8%	243	214	18	29	171
Average	114	309	157		49	43	4	6	34

Includes 81 open allegations for 2007, as of publication.

Substantiated Financial Abuse Findings by Year and Service Element

Year	Substantiated	Group Home	Foster Care	State Op	EOTC	In-Home Svcs	Employment & ATE	Case Mgmt Only	Transportation	Unknown
2003	95	74	18	0	0	2	1	0	0	0
2004	160	122	11	4	0	6	16	1	0	0
2005	160	93	18	2	0	23	24	0	0	0
2006	146	100	28	5	0	12	1	0	0	0
2007	224	173	28	1	0	20	2	0	0	0
Total	785	562	103	12	0	63	44	1	0	0
Average	157	112	21	2	0	13	9	0	0	0

In Home Svcs includes: SILP, Self-Directed, Supported Living, and Brokerage Clients.

Five Year Summary of DD Investigations: 2003 thru 2007

Abuse Type: Neglect

Neglect Investigations and Allegations by Result

Year	Total Investigations	Total Allegations	Substantiated	Substantiation Rate	Inconclusive	Not Substantiated	Closed w/o Outcome	Refer to Other Case	Did not Meet Definition
2003	315	848	405	47.8%	127	234	13	8	61
2004	236	577	270	46.8%	72	155	1	5	74
2005	344	597	321	53.8%	40	149	4	0	83
2006	352	605	306	50.6%	51	185	2	0	42
2007	368	678	361	53.2%	60	130	0	0	52
Total	1615	3305	1663	50.3%	350	853	20	13	312
Average	323	661	333		70	171	4	3	62

Includes 75 open allegations for 2007, as of publication.

Substantiated Neglect Findings by Year and Service Element

Year	Substantiated	Group Home	Foster Care	State Op	EOTC	In-Home Svcs	Employment & ATE	Case Mgmt Only	Transportation	Unknown
2003	405	256	99	8	5	12	20	2	2	1
2004	270	143	55	14	2	20	26	0	10	0
2005	321	218	48	7	0	12	31	1	4	0
2006	306	157	63	53	5	7	20	1	0	0
2007	361	192	50	30	5	38	40	2	4	0
Total	1663	966	315	112	17	89	137	6	20	1
Average	333	193	63	22	3	18	27	1	4	0

In Home Svcs includes: SILP, Self-Directed, Supported Living, and Brokerage Clients.

Five Year Summary of DD Investigations: 2003 thru 2007

Abuse Type: Physical Abuse

Physical Abuse Investigations and Allegations by Result

Year	Total Investigations	Total Allegations	Substantiated	Substantiation Rate	Inconclusive	Not Substantiated	Closed w/o Outcome	Refer to Other Case	Did not Meet Definition
2003	213	346	57	16.5%	90	146	6	5	42
2004	218	369	72	19.5%	81	162	9	7	38
2005	315	366	87	23.8%	103	142	11	0	23
2006	295	326	78	23.9%	87	123	4	0	20
2007	282	317	89	28.1%	80	114	0	0	11
Total	1323	1724	383	22.2%	441	687	30	12	134
Average	265	345	77		88	137	6	2	27

Includes 23 open allegations for 2007, as of publication.

Substantiated Physical Abuse Findings by Year and Service Element

Year	Substantiated	Group Home	Foster Care	State Op	EOTC	In-Home Svcs	Employment & ATE	Case Mgmt Only	Transportation	Unknown
2003	57	33	10	1	0	5	6	2	0	0
2004	72	28	13	0	1	19	2	7	1	1
2005	87	32	14	4	1	26	6	4	0	0
2006	78	28	8	1	0	19	3	18	1	0
2007	89	33	7	3	2	27	2	15	0	0
Total	383	154	52	9	4	96	19	46	2	1
Average	77	31	10	2	1	19	4	9	0	0

In Home Svcs includes: SILP, Self-Directed, Supported Living, and Brokerage Clients.

Five Year Summary of DD Investigations: 2003 thru 2007

Abuse Type: Sexual Abuse

Sexual Abuse Investigations and Allegations by Result

Year	Total Investigations	Total Allegations	Substantiated	Substantiation Rate	Inconclusive	Not Substantiated	Closed w/o Outcome	Refer to Other Case	Did not Meet Definition
2003	77	115	16	13.9%	37	29	5	3	25
2004	63	115	14	12.2%	26	43	4	3	25
2005	100	126	24	19.0%	42	47	1	0	12
2006	85	105	30	28.6%	27	24	2	0	12
2007	103	128	27	21.1%	30	40	0	0	12
Total	428	589	111	18.8%	162	183	12	6	86
Average	86	118	22		32	37	2	1	17

Includes 19 open allegations for 2007, as of publication.

Substantiated Sexual Abuse Findings by Year and Service Element

Year	Substantiated	Group Home	Foster Care	State Op	EOTC	In-Home Svcs	Employment & ATE	Case Mgmt Only	Transportation	Unknown
2003	16	9	3	0	0	2	0	0	2	0
2004	14	8	1	0	0	2	1	2	0	0
2005	24	9	3	7	0	3	0	1	1	0
2006	30	10	3	4	0	12	1	0	0	0
2007	27	7	4	2	0	8	2	3	1	0
Total	111	43	14	13	0	27	4	6	4	0
Average	22	9	3	3	0	5	1	1	1	0

In Home Svcs includes: SILP, Self-Directed, Supported Living, and Brokerage Clients.

Five Year Summary of DD Investigations: 2003 thru 2007

Abuse Type: All Reported Abuse

All Reported Abuse Investigations and Allegations by Result

Year	Total Investigations	Total Allegations	Substantiated	Substantiation Rate	Inconclusive	Not Substantiated	Closed w/o Outcome	Refer to Other Case	Did not Meet Definition
2003	858	1916	698	36.4%	385	559	47	39	188
2004	791	1768	648	36.7%	287	544	19	30	240
2005	923	1697	743	43.8%	277	464	18	0	195
2006	939	1583	682	43.1%	219	463	8	0	140
2007	1011	1837	790	43.0%	282	416	0	0	111
Total	4522	8801	3561	40.5%	1450	2446	92	69	874
Average	904	1760	712		290	489	18	14	175

Includes 238 open allegations for 2007, as of publication.

All Substantiated Abuse Findings by Year and Service Element

Year	Substantiated	Group Home	Foster Care	State Op	EOTC	In-Home Svcs	Employment & ATE	Case Mgmt Only	Transportation	Unknown
2003	698	448	164	13	6	20	38	4	4	1
2004	648	382	125	18	3	48	48	10	11	3
2005	743	438	126	30	2	68	67	7	5	0
2006	682	343	124	95	7	53	38	20	2	0
2007	790	449	100	50	8	104	54	20	5	0
Total	3561	2060	639	206	26	293	245	61	27	4
Average	712	412	128	41	5	59	49	12	5	1

In Home Svcs includes: SILP, Self-Directed, Supported Living, and Brokerage Clients.

Substantiated Abuse in Group Homes and Adult Foster Homes 2003 - 2007

The table reflects abuse of adult developmental disability clients living in a state licensed group home (GH) or a state operated group home (SOCP), as well as clients living in a licensed Adult Foster Home (AFH). The total residential population has increased by roughly 100 clients per year, and in 2007 consisted of nearly 4400 Oregonians. Of the 4400 residents who received services, 377 experienced abuse (8.6%).

Year	GH Clients	Abused Clients	Percent	SOCP Clients	Abused Clients	Percent	AFH Clients	Abused Clients	Percent	Total Clients	Abused Clients	Percent
2003	2457	264	10.7%	142	9	6.3%	1462	75	5.1%	4061	348	8.6%
2004	2506	241	9.6%	142	16	11.3%	1586	72	4.5%	4234	329	7.8%
2005	2488	245	9.8%	147	14	9.5%	1685	76	4.5%	4320	335	7.8%
2006	2477	209	8.4%	147	43	29.3%	1689	84	5.0%	4313	336	7.8%
2007	2559	282	11.0%	147	27	18.4%	1692	68	4.0%	4398	377	8.6%

Average per Year	2497	248	9.9%	145	22	14.9%	1623	75	4.6%	4265	345	8.1%
-------------------------	-------------	------------	-------------	------------	-----------	--------------	-------------	-----------	-------------	-------------	------------	-------------

Annually OIT documents an average of 1200 reports and allegations of possible abuse of clients with developmental disabilities living in state licensed residential settings. After initial screening and investigation by either a state or county abuse investigator, about half of these allegations will be substantiated.

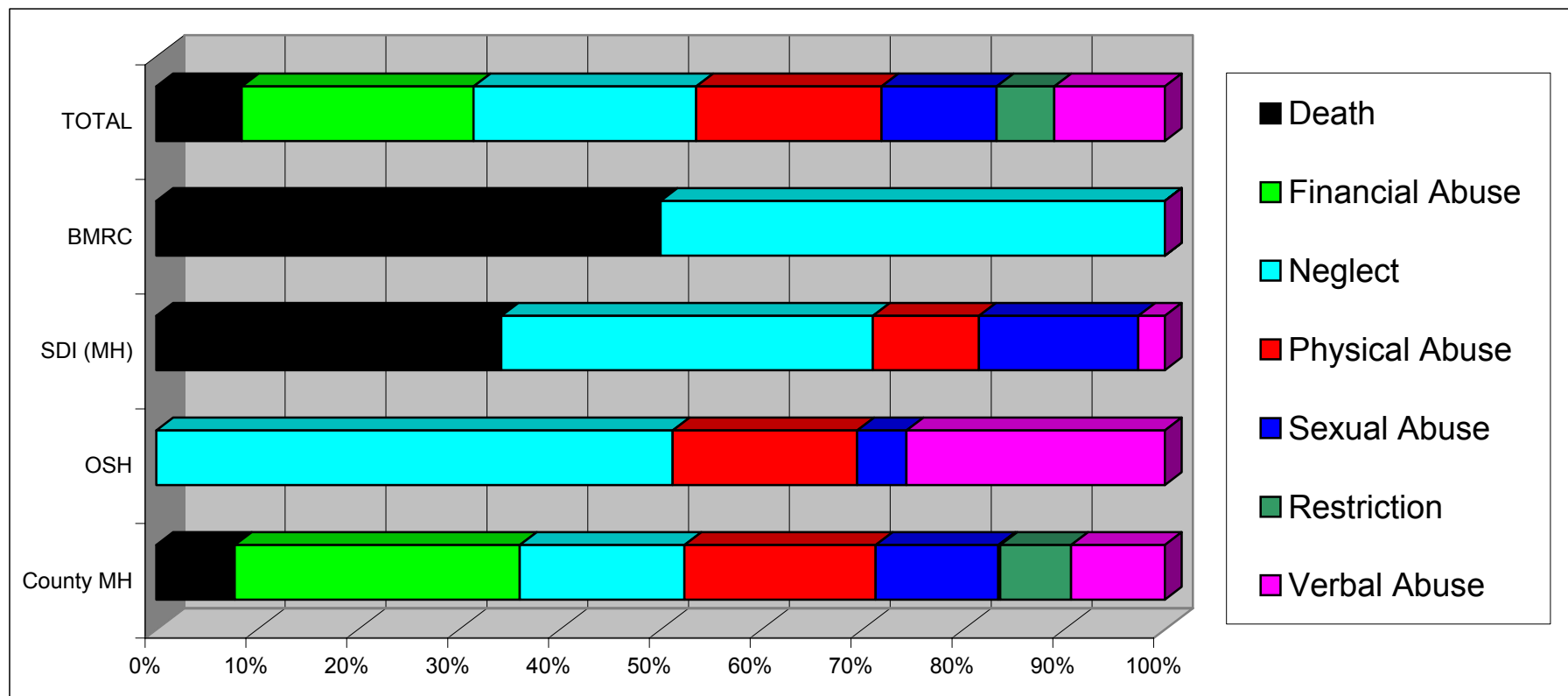
As documented on page 4 of this report, approximately half of all substantiated abuse is neglect; and another 25% is financial abuse. The table also includes more serious abuse such as physical abuse, improper use of restraints, and sexual abuse (together about 15% of all substantiated abuse), as well as verbal abuse and unauthorized restrictions.

2007 Mental Health Programs Abuse Allegations by Type and Program

The table reflects the MH program in which the client received services at the time of the incident. Over 40,000 Oregonians receive a mental health service that is covered by abuse rules and 648 allegations were reported in 2007. An unusually high number of financial abuse allegations were reported, most of which resulted from two investigations at a residential treatment facility. Over 100 allegations affecting 13 residents of the facility were substantiated. The facility was closed and the residents moved to a new location.

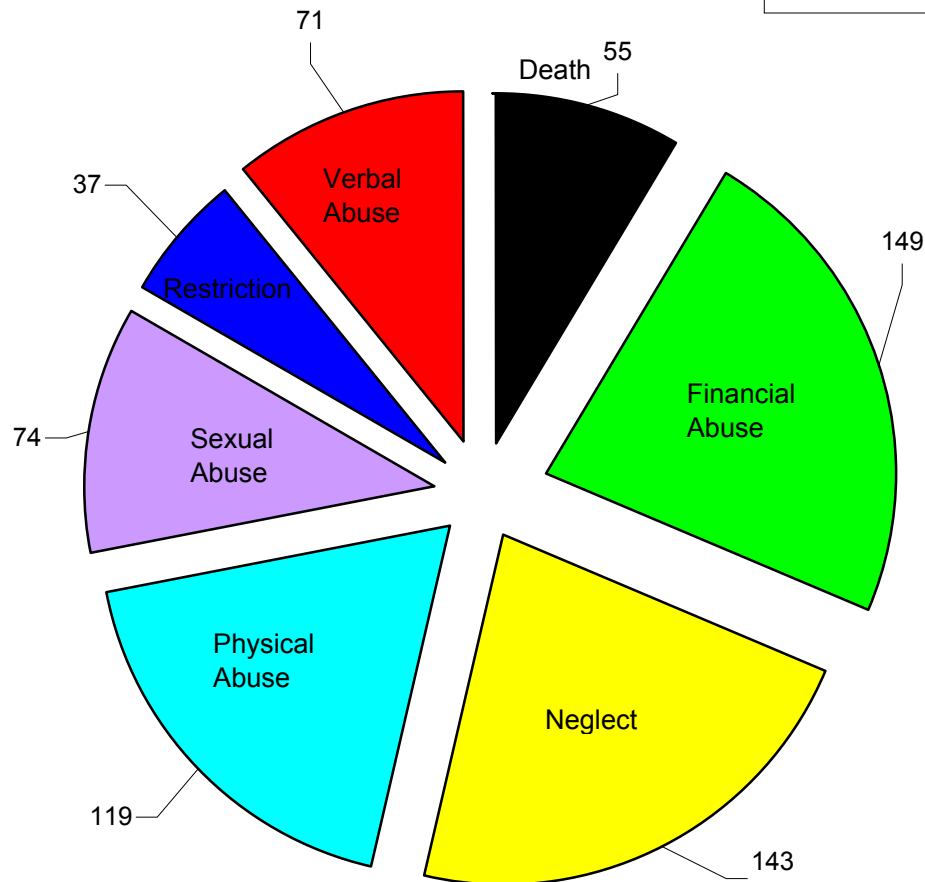
MH Program	Death*	Financial Abuse	Neglect	Physical Abuse	Sexual Abuse	Restriction	Verbal Abuse	TOTAL
County MH	41	149	86	100	64	37	49	526
OSH	0	0	42	15	4	0	21	82
SDI (MH)	13	0	14	4	6	0	1	38
BMRC	1	0	1	0	0	0	0	2
TOTAL	55	149	143	119	74	37	71	648

*Deaths: These investigations focus on potential neglect and make no determination about cause of death.



2007 Mental Health Abuse Allegations By Abuse Type and Number Reported

Number of Allegations Reported By Abuse Type
648 Allegations Investigated



Abuse Type and Percentage of Total Reported

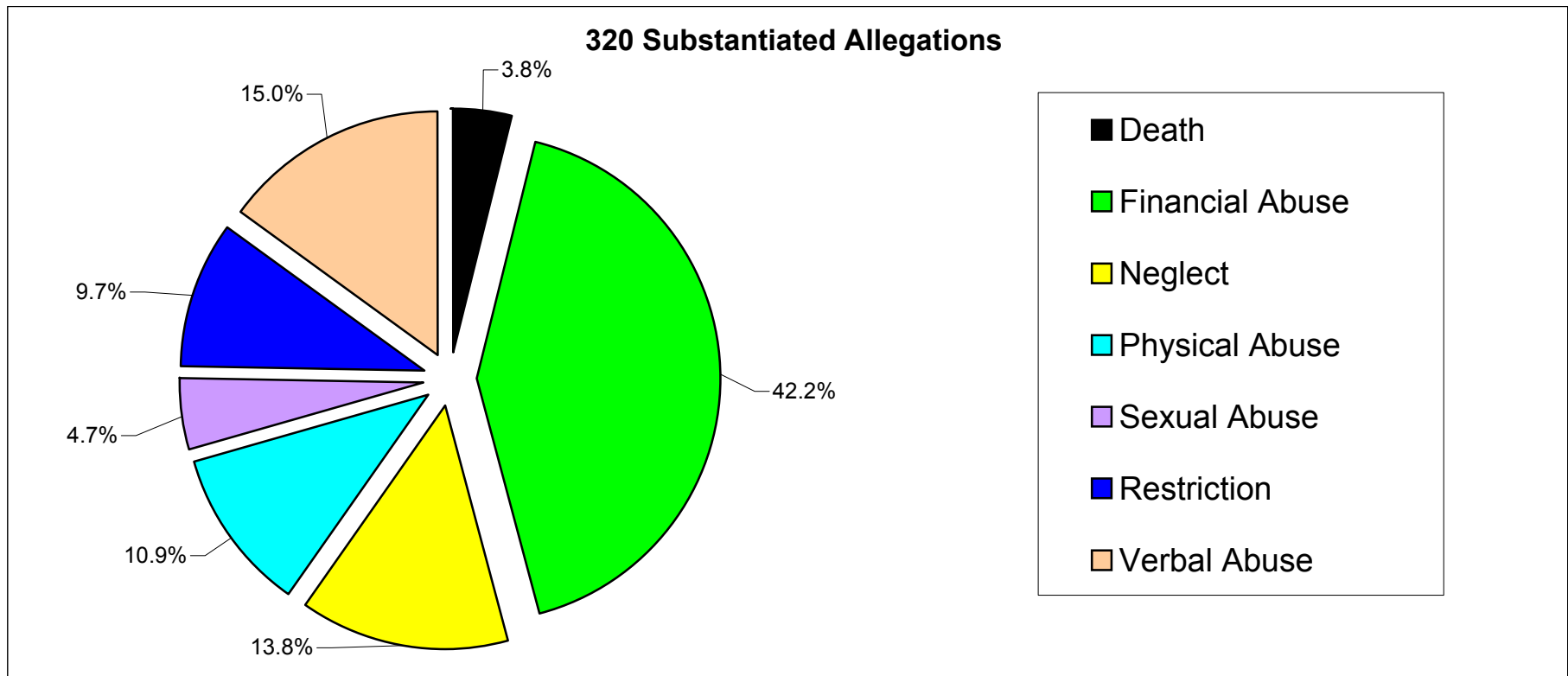
- Death 8.5%
- Financial Abuse 23.0%
- Neglect 22.1%
- Physical Abuse 18.4%
- Sexual Abuse 11.4%
- Restriction 5.7%
- Verbal Abuse 11.0%

The chart represents 2007 abuse allegations of clients receiving services through County and Community MH Programs, Oregon State Hospital, and Blue Mountain Recovery Center. Financial abuse (23%) and neglect (22%) are the most frequently reported types of abuse; however, in 2007 financial abuse was unusually high due to the impact of two investigations at one facility in which over 100 allegations were recorded. The number of physical abuse and sexual abuse allegations dropped in 2007 compared to 2006.

2007 Mental Health Abuse Allegations By Abuse Type and Result

The table and chart reflect substantiated allegations by abuse type in 2007. Of the 320 allegations that were substantiated, 42.2% were for financial abuse, followed by verbal abuse (15%) and neglect (13.8%). The allegations substantiated in 2007 affected 115 individuals.

Abuse Type	Allegations	Substantiated	Percent of All Substantiated	Inconclusive	Not Substantiated or Other Outcome	Did Not Meet the Definition
Death	55	12	3.8%	1	18	24
Financial Abuse	149	135	42.2%	5	9	0
Neglect	143	44	13.8%	8	59	32
Physical Abuse	119	35	10.9%	39	40	5
Sexual Abuse	74	15	4.7%	25	32	2
Restriction	37	31	9.7%	1	5	0
Verbal Abuse	71	48	15.0%	3	20	0
Totals	648	320	100.0%	82	183	63

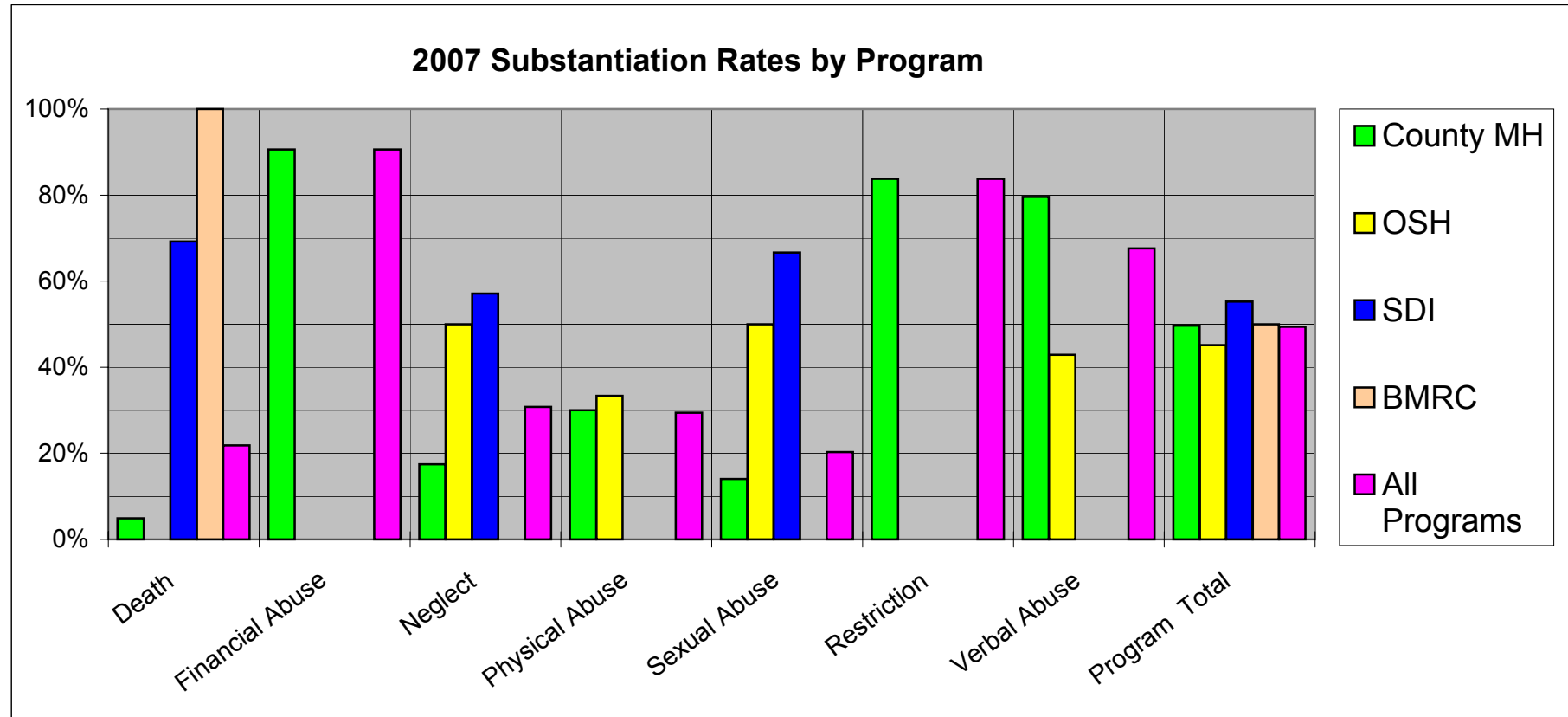


2007 Mental Health Substantiation Rates By Program and Abuse Type

The table and chart reflect MH abuse substantiation rates by abuse type and client program in 2007. Of the over 40,000 Oregonians receiving MH services, 115 experienced some form of abuse. Of the 648 allegations of abuse reported in MH programs across the state nearly 50% were substantiated. Financial abuse had the highest substantiation rate at 90.6%.

MH Program	Death	Financial Abuse	Neglect	Physical Abuse	Sexual Abuse	Restriction	Verbal Abuse	Program Total
County MH	4.9%	90.6%	17.4%	30.0%	14.1%	83.8%	79.6%	49.6%
OSH	NAR	NAR	50.0%	33.3%	50.0%	NAR	42.9%	45.1%
SDI	69.2%	NAR	57.1%	0.0%	66.7%	NAR	0.0%	55.3%
BMRC	100.0%	NAR	0.0%	NAR	NAR	NAR	NAR	50.0%
All Programs	21.8%	90.6%	30.8%	29.4%	20.3%	83.8%	67.6%	49.4%

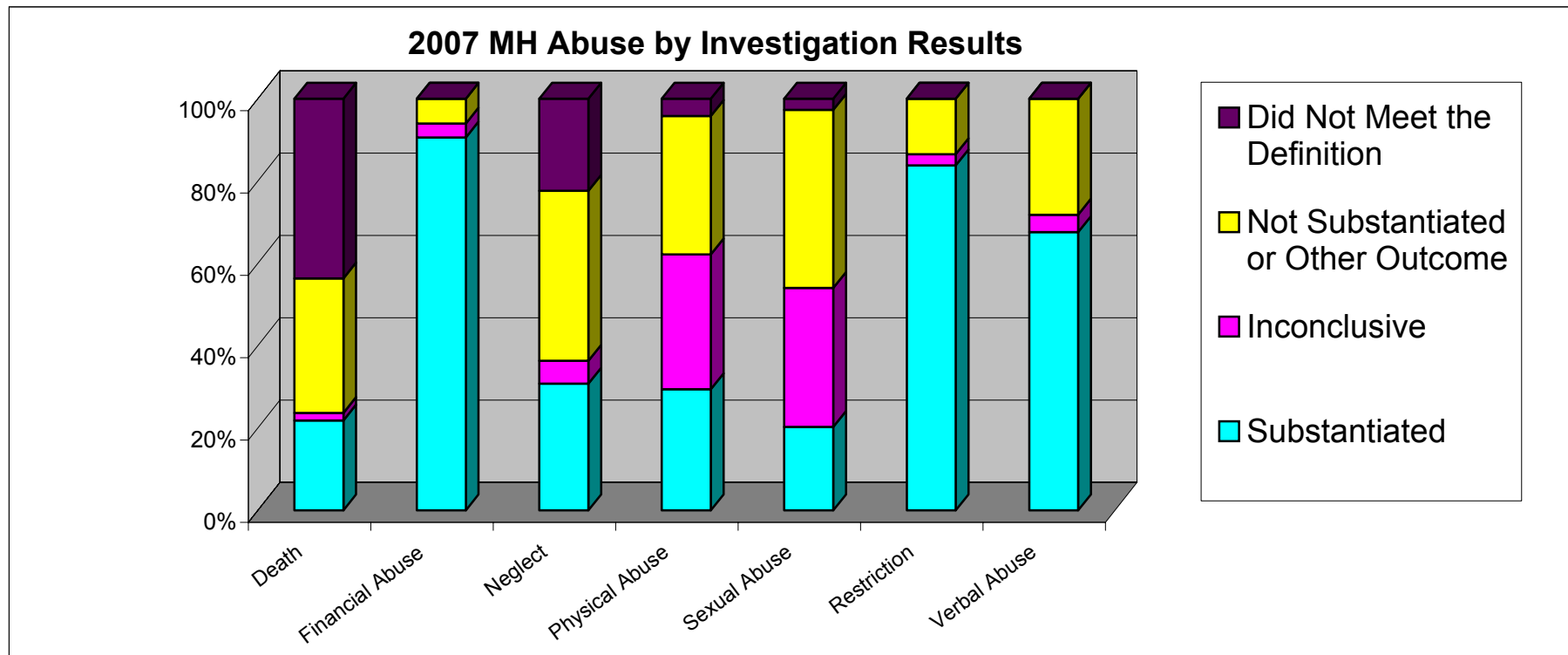
NAR: No Allegations Reported



2007 Mental Health Substantiation Rates By Abuse Type and Result

The chart reflects substantiation rates by abuse type and compares substantiated, not substantiated, inconclusive, and allegations that “did not meet the definition” for all clients receiving MH services. Of the 648 allegations of abuse reported, 320 (49.4%) were substantiated as abuse or neglect. Financial abuse (90.6%) and unauthorized restriction (83.8%) had the highest substantiation rates in 2007.

Abuse Type	Allegations	Substantiated	Inconclusive	Not Substantiated or Other Outcome	Did Not Meet the Definition	Substantiation Rate
Death	55	12	1	18	24	21.8%
Financial Abuse	149	135	5	9	0	90.6%
Neglect	143	44	8	59	32	30.8%
Physical Abuse	119	35	39	40	5	29.4%
Sexual Abuse	74	15	25	32	2	20.3%
Restriction	37	31	1	5	0	83.8%
Verbal Abuse	71	48	3	20	0	67.6%
Totals	648	320	82	183	63	49.4%



2007 Mental Health Allegations by County

The table contains a summary of MH abuse and neglect allegations involving clients who received services through county and community MH programs. These investigations were conducted by county investigators (county MH) or OIT investigators (SDI cases).

County Name	Death	Financial Abuse	Neglect	Physical Abuse	Sexual Abuse	Restraint	Restriction	Verbal Abuse	Total Allegations	# Clients Served	% Allegations to Clients Served	Total Substantiated Allegations	% Substantiated Allegations to Clients Served
Baker	3								3	464	0.6%	0	0.00%
Benton	1								1	653	0.2%	0	0.00%
Clackamas	2	1	2	3	2			1	11	2422	0.5%	0	0.00%
Clatsop	1		1	2					4	473	0.8%	4	0.85%
Columbia	4				1				5	427	1.2%	4	0.94%
Coos	6		5	3			1		15	769	2.0%	3	0.39%
Crook	1		1		1				3	323	0.9%	2	0.62%
Curry									0	229	0.0%	0	0.00%
Deschutes	1			1	3				5	1094	0.5%	1	0.09%
Douglas				5	5				10	1233	0.8%	0	0.00%
Gilliam - See Mid-Columbia									n/a	0	n/a	n/a	n/a
Grant									0	167	0.0%	0	0.00%
Harney									0	103	0.0%	0	0.00%
Hood River - See Mid-Columbia									n/a	0	n/a	n/a	n/a
Jackson					1			2	3	1596	0.2%	1	0.06%
Jefferson					2				2	386	0.5%	2	0.52%
Josephine			1		2				3	777	0.4%	1	0.13%
Klamath	5	1	2	1	1				10	954	1.0%	2	0.21%
Lake			2						2	80	2.5%	2	2.50%
Lane	7	2	4	9	3			1	26	4550	0.6%	6	0.13%
Lincoln	2			1	4				7	767	0.9%	0	0.00%
Linn			2	1	1				4	1634	0.2%	1	0.06%
Malheur					2			1	3	372	0.8%	1	0.27%
Marion	8	124	15	15	7		32	32	233	3639	6.4%	191	5.25%
Mid-Columbia	1			2	2				5	581	0.9%	1	0.17%
Morrow		1	10	2	1			6	20	112	17.9%	19	16.96%
Multnomah	9	17	49	51	27		4	6	163	12123	1.3%	33	0.27%
Polk									0	622	0.0%	0	0.00%
Sherman - See Mid-Columbia									n/a	0	n/a	n/a	n/a
Tillamook									0	466	0.0%	0	0.00%
Umatilla			3	3	2			1	9	689	1.3%	4	0.58%

Continued On Next Page

2007 Mental Health Allegations by County

County Name	Death	Financial Abuse	Neglect	Physical Abuse	Sexual Abuse	Restraint	Restriction	Verbal Abuse	Total Allegations	# Clients Served	% Allegations to Clients Served	Total Substantiated Allegations	% Substantiated Allegations to Clients Served
Union	1								1	346	0.3%	0	0.00%
Unlisted or N/A									0	0	0.0%	0	0.00%
Wallowa									0	218	0.0%	0	0.00%
Warm Springs									0	54	n/a	n/a	n/a
Wasco - See Mid-Columbia									n/a	0	n/a	n/a	n/a
Washington	2	3	2		3				10	4227	0.2%	3	0.07%
Wheeler									0	32	0.0%	0	0.00%
Yamhill			1	5					6	929	0.6%	1	0.11%
Totals	54	149	100	104	70	0	37	50	564	43511	1.3%	282	0.65%
Percentages	9.6%	26.4%	17.7%	18.4%	12.4%	0.0%	6.6%	8.9%					

% Allegations to Clients Served (Abuse Reporting Rate):

This represents the percentage of clients receiving MH services who were reported as possible victims of abuse or neglect.

For example, if 150 clients received MH services and 20 allegations of abuse/neglect were reported to the county, the reporting rate is 13.3%.

% Substantiated Allegations to Clients Served (Abuse Rate):

This represent the percentage of clients receiving MH services who were abused or neglected as determined by an abuse investigation.

For example, if 150 clients received MH services and 20 allegations of abuse are reported with 10 allegations being substantiated, the abuse rate is 6.6%.

Five Year Summary of MH Investigations: 2003 thru 2007

Abuse Type: Neglect

Neglect Investigations and Allegations by Result

Year	Total Investigations	Total Allegations	Substantiated	Substantiation Rate	Inconclusive	Not Substantiated	Closed w/o Outcome	Refer to Other Case	Did not Meet Definition
2003	35	68	45	66.2%	2	18	0	0	7
2004	43	107	39	36.4%	27	37	0	0	4
2005	104	196	13	6.6%	5	34	1	14	129
2006	85	181	80	44.2%	10	28	1	0	75
2007	85	143	44	30.8%	8	49	1	0	32
Total	352	695	221	31.8%	52	166	3	14	247
Average	70	139	44		10	33	1	3	49

Includes 9 open allegations for 2007 as of publication.

Substantiated Neglect Findings by Year and Service Element

Year	Substantiated	Group Home	MH RTF	MH RTH	Foster Care	OSH	EP/BMRC	Case Mgmt Only	Unknown/Other
2003	45	18	0	0	15	7	4	1	0
2004	39	29	0	0	6	0	1	2	1
2005	13	1	4	1	1	4	0	2	0
2006	80	0	4	1	55	12	0	5	3
2007	44	0	12	2	2	21	0	6	1
Total	221	48	20	4	79	44	5	16	5
Average	44	10	4	1	16	9	1	3	1

MH RTF: Mental Health Treatment Facility. A 24 Hour Residential setting licensed to serve 6 or more individuals.

MH RTH: Mental Health Treatment Home. A 24 Hour Residential setting licensed to serve 5 or fewer individuals.

Group Home: Prior to 2006 this setting included both MH RTF and MH RTH clients.

Five Year Summary of MH Investigations: 2003 thru 2007

Abuse Type: Physical Abuse

Physical Abuse Investigations and Allegations by Result

Year	Total Investigations	Total Allegations	Substantiated	Substantiation Rate	Inconclusive	Not Substantiated	Closed w/o Outcome	Refer to Other Case	Did not Meet Definition
2003	144	162	34	21.0%	34	51	5	0	38
2004	143	154	39	25.3%	29	42	16	1	27
2005	102	134	27	20.1%	23	51	15	0	18
2006	102	116	22	19.0%	20	52	11	0	7
2007	114	119	35	29.4%	39	30	0	0	5
Total	605	685	157	22.9%	145	226	47	1	95
Average	121	137	31		29	45	9	0	19

Includes 10 open allegations for 2007 as of publication.

Substantiated Physical Abuse Findings by Year and Service Element

Year	Substantiated	Group Home	MH RTF	MH RTH	Foster Care	OSH	EP/BMRC	Case Mgmt Only	Unknown/Other
2003	34	3	0	0	1	3	1	26	0
2004	39	2	0	0	1	1	0	35	0
2005	27	2	0	0	0	1	0	24	0
2006	22	0	0	0	1	0	3	18	0
2007	35	0	1	0	3	5	0	25	1
Total	157	7	1	0	6	10	4	128	1
Average	31	1	0	0	1	2	1	26	0

MH RTF: Mental Health Treatment Facility. A 24 Hour Residential setting licensed to serve 6 or more individuals.

MH RTH: Mental Health Treatment Home. A 24 Hour Residential setting licensed to serve 5 or fewer individuals.

Group Home: Prior to 2006 this setting included both MH RTF and MH RTH clients.

Five Year Summary of MH Investigations: 2003 thru 2007

Abuse Type: Sexual Abuse

Sexual Abuse Investigations and Allegations by Result

Year	Total Investigations	Total Allegations	Substantiated	Substantiation Rate	Inconclusive	Not Substantiated	Closed w/o Outcome	Refer to Other Case	Did not Meet Definition
2003	76	91	15	16.5%	22	28	3	0	23
2004	104	110	10	9.1%	20	25	13	1	41
2005	56	69	7	10.1%	17	25	9	1	10
2006	76	87	12	13.8%	25	34	6	0	4
2007	72	74	15	20.3%	25	23	0	0	2
Total	384	431	59	13.7%	109	135	31	2	80
Average	77	86	12		22	27	6	0	16

Includes 9 open allegations for 2007 as of publication.

Substantiated Sexual Abuse Findings by Year and Service Element

Year	Substantiated	Group Home	MH RTF	MH RTH	Foster Care	OSH	EP/BMRC	Case Mgmt Only	Unknown/Other
2003	15	3	0	0	3	0	0	8	1
2004	10	0	0	0	0	1	0	9	0
2005	7	0	0	0	0	2	0	5	0
2006	12	0	1	0	0	2	0	9	0
2007	15	0	0	1	2	2	0	9	1
Total	59	3	1	1	5	7	0	40	2
Average	12	1	0	0	1	1	0	8	0

MH RTF: Mental Health Treatment Facility. A 24 Hour Residential setting licensed to serve 6 or more individuals.

MH RTH: Mental Health Treatment Home. A 24 Hour Residential setting licensed to serve 5 or fewer individuals.

Group Home: Prior to 2006 this setting included both MH RTF and MH RTH clients.

Five Year Summary of MH Investigations: 2003 thru 2007

Abuse Type: All Reported Abuse

All Reported Abuse Investigations and Allegations by Result

Year	Total Investigations	Total Allegations	Substantiated	Substantiation Rate	Inconclusive	Not Substantiated	Closed w/o Outcome	Refer to Other Case	Did not Meet Definition
2003	317	473	118	24.9%	74	159	8	2	112
2004	357	531	123	23.2%	104	156	33	3	112
2005	358	595	104	17.5%	63	201	29	5	184
2006	332	575	200	34.8%	69	158	17	0	108
2007	425	648	320	49.4%	82	137	3	0	63
Total	1789	2822	865	30.7%	392	811	90	10	579
Average	358	564	173		78	162	18	2	116

Includes 43 open allegations for 2007 as of publication.

All Substantiated Abuse Findings by Year and Service Element

Year	Substantiated	Group Home	MH RTF	MH RTH	Foster Care	OSH	EP/BMRC	Case Mgmt Only	Unknown/Other
2003	118	28	0	0	28	15	6	40	1
2004	123	25	23	0	11	7	2	55	0
2005	104	4	17	7	26	16	0	34	0
2006	200	0	8	4	118	26	4	36	4
2007	320	0	215	4	14	37	1	46	3
Total	865	57	263	15	197	101	13	211	8
Average	173	11	53	3	39	20	3	42	2

MH RTF: Mental Health Treatment Facility. A 24 Hour Residential setting licensed to serve 6 or more individuals.

MH RTH: Mental Health Treatment Home. A 24 Hour Residential setting licensed to serve 5 or fewer individuals.

Group Home: Prior to 2006 this setting included both MH RTF and MH RTH clients.

Summary of Abuse Reports at OSH 1997 - 2007

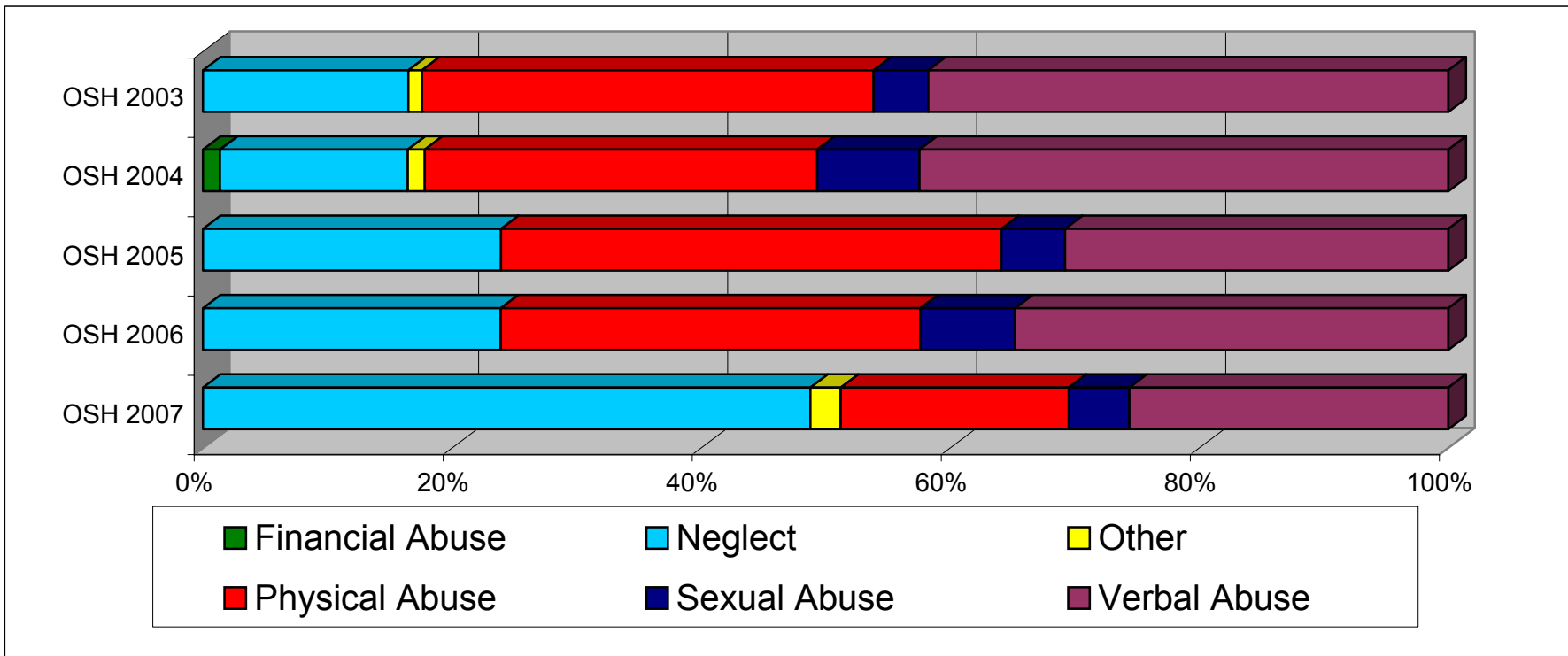
(By Allegation 2003 - 2007)

Total Allegations by Year

	1997	1998	1999	2000	2001	2002	2003	2004	2005	2006	2007
Reports	80	62	41	103	57	84	91	73	117	92	82
Substantiated	9	10	10	26	7	14	15	7	16	26	37

Total Allegations by Abuse Type 2003 - 2007

	Death	Financial Abuse	Neglect	Other	Physical Abuse	Sexual Abuse	Restraint	Restriction	Verbal Abuse	TOTAL
OSH 2003	0	0	15	1	33	4	0	0	38	91
OSH 2004	0	1	11	1	23	6	0	0	31	73
OSH 2005	0	0	28	0	47	6	0	0	36	117
OSH 2006	0	0	22	0	31	7	0	0	32	92
OSH 2007	0	0	40	2	15	4	0	0	21	82



2007 Substantiation Rates at OSH

The table and chart reflect allegations of abuse and neglect at Oregon State Hospital in 2007. The two allegations under "Other" are allegations of condoning abuse. OIT investigated 82 allegations of abuse and neglect and substantiated 37 allegations. OIT evaluated and screened over 300 other reports to determine if they rose to the level of abuse or neglect. The State Hospital serves over 600 patients.

Abuse Type	Allegations	Substantiated	Inconclusive	Not Substantiated or Other Outcome	Did Not Meet the Definition	Substantiation Rate
Death	0	0	0	0	0	0.0%
Financial Abuse	0	0	0	0	0	0.0%
Neglect	40	21	1	18	0	52.5%
Other	2	0	0	2	0	0.0%
Physical Abuse	15	5	0	10	0	33.3%
Sexual Abuse	4	2	0	2	0	50.0%
Restraint	0	0	0	0	0	0.0%
Restriction	0	0	0	0	0	0.0%
Verbal Abuse	21	9	3	9	0	42.9%
Totals	82	37	4	41	0	45.1%

