

*Oregon High School
Driver &
Traffic Safety Education (TSE)*



Parents' / Students' Night
Date

WELCOME!



THANK YOU FOR COMING!

THIS EVENING...



- Is a parent / student orientation meeting describing the **policies and procedures** of our traffic safety program.
- Is an opportunity to **meet the instructor**.
- Is an opportunity to get your **questions answered and concerns addressed**.
- Is an opportunity to learn up-to-date driving **terminology and driving techniques**.

A Parent Night...



- Sets the stage for better communication between teachers, parents, and students.
- Means parents are more likely to read the TSE materials that come home and be actively involved in the learning process.
- Encourages parents to contact us if a concern or problem develops.
- Better communication creates better drivers

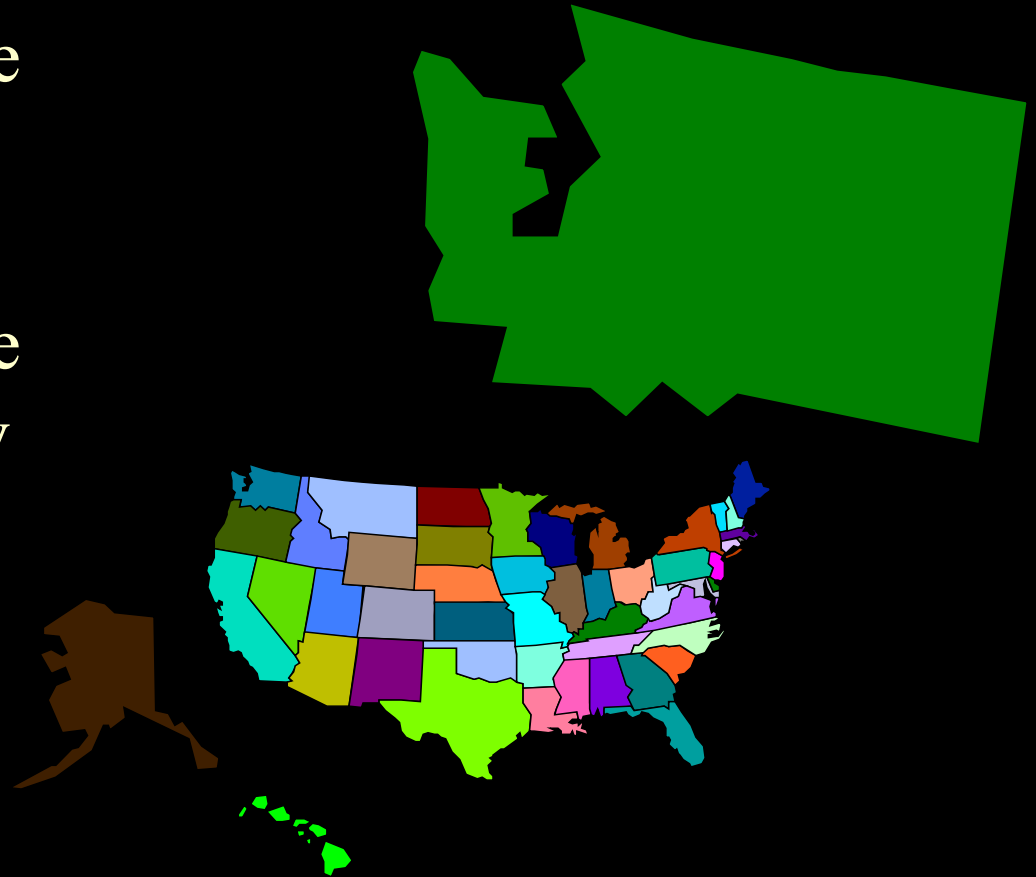
Parent's Night Agenda




- Welcome/Introductions
- TSE Overview/Structure
- Parent Teen Contract
- Foundations for Lifelong Learning
- OR GDL Law
- Q and A's

Good News from our neighbors to the North- WA Teens Compare with National Averages

- WA Teens 15-19 have a 23.5 % lower collision rate.
- WA Teens 15-19 have a 34.9% lower fatality rate.



- 
- *“We don’t ask teenagers learning the piano to take 30 hours of classroom instruction and then 4 hours of practice and expect them to perform at Carnegie Hall. That’s essentially what we’ve done with young drivers.”*

*Patricia Waller, Director
University of Michigan
Transportation Research Institute*

Consider 100 Teenage Drivers



- **37** will be ticketed for speeding.
 - **4** will be ticketed for driving under the influence of alcohol or other drugs.
 - **28** will be involved in a collision where there will be vehicle damage.
 - **13** will be injured in automobile collisions.
 - **1** will be killed in an automobile collision.
 - **17** will not fall under the above categories.
- Based on national driving statistics*

TONIGHT'S AGENDA



- Class Times
- Permit Procedures
- Classroom Phase
- Behind-the-Wheel Phase / BTW Guide
- Tips for Parents
- 10 Common Errors
- TSE Certification
- Parent-Teen Written Contracts
- Graduated Driver License

THREE - PHASE PROGRAM



- (Phase 1)...36 Hour Classroom / Theory
- (Phase 2)...6 Hours (Minimum) Behind-the-Wheel (10 drives); 6 Hours Observation
- (Phase 3)...50+ Hours Independent Driving With Parents / Relatives / Family Friends

Traffic Safety Education Mission Statement



- The **mission** of Traffic Safety Education is to provide the opportunity for all students to develop **knowledge, attitudes, critical thinking, and habits** which will enable them to be safe and responsible operators, passengers, and pedestrians in the increasingly complex environment of the highway transportation system.

CLASS TIMES



- *Class begins* - 1:44 p.m. to 3:10 p.m. /M-F
- *Drives* - by scheduled arrangement after school and Saturdays

CLASSROOM INSTRUCTION



- **36 Hours**
- Individual readings, lessons, assignments, tests, computer work and projects.
- **Note taking recommended** with lectures, videos, readings and transparencies.

CLASS EXPECTATIONS



- *100 % Of All Work*

Must Be Completed and Submitted

- *EVERY TEST*

Must Be Completed at a 80% Level or Better


- No More Than 5 (five) Combined Tardies and/or Absences

CLASS EXPECTATIONS ATTITUDE




- Come On Time
- Come Prepared
- Follow Directions
- Display a Cooperative Disposition
- Respond to Feedback Appropriately
- Execute Procedures Properly
- Comply with Laws


CLASSROOM MATERIALS

- 
- Driver Right -Textbook
 - Workbook
 - Oregon State Driver's Manual

10 BEHIND-THE-WHEEL DRIVE LESSONS

- 
- Vehicle familiarization and basic procedures
 - Reference points
 - Basic Control in off-street area
 - Basic Control in low volume residential
 - Basic Control in vehicle maneuvers
 - Traffic Flow in high volume residential

10 BEHIND-THE-WHEEL DRIVE LESSONS

- 
- Traffic Flow on rural roads
 - Traffic flow on interstate highway
 - Space management in complex environments
 - Emergencies

Final skills evaluation.

TIPS FOR PARENTS

- Set a **Good Example**
- Be Involved
- Be **Positive**
- Be Clear
- Be **Flexible**
- Be Forgiving
- Set **Ground Rules**
- Make Sure Student is **Familiar** with all
 - Controls and Safety Devices
- Keep the Driving Trips **Short / Frequent**
- Expect Your Teen to Make **Mistakes**
- Refrain from Talking Too Much

TIPS FOR PARENTS



- Remain **Calm**
- Explain...**do not assume** your teen knows what you want
- Give all Directions Well in Advance
- **Be Ready** to Assist with Steering
- Set an **Objective** for Each Drive
- **Vary** the Driving Scenes

10 COMMON DRIVING ERRORS



- #1 Not Checking Traffic Before Pulling Out
- #2 Passing Without Checking For Traffic in the Passing Lane
- #3 Pulling Away from the Curb Without Checking Behind for Oncoming Vehicles

10 COMMON ERRORS



- #4 Excessive Speed / (and for Conditions)
- #5 Inattentiveness
- #6 Following too Closely
- #7 Distraction Inside the Vehicle
- #8 Inadequate Defensive Driving Skills
- #9 Incorrect Assumptions About Others
- #10 Improper Maneuvering

Traffic Safety Education *CERTIFICATION*



- Complete the **Classroom Phase** Successfully
- Complete the **Driving Phase** Successfully
- Parents complete 50 hours of practice driving of which 10 are recommended at night


TRUTH IN NUMBERS



- *“In this country the life expectancy has risen over the past 20 years for every age group except one: Teenagers. The culprit? Car crashes. They’re the number one killer of 15 - 20 year olds.”*

Better Homes and Gardens, Sept. 1997

JUST A THOUGHT...


- 
- Driving is a privilege, not a right.
 - Your child **does not** have the right to the car keys and a car just because s(he's) **old enough**. If you're not ready for him / her to drive, or if you don't think s(he's) responsible, or has the correct attitude for driving, **DELAY** driving for months/years.

GUIDELINES FOR IMPLEMENTING A CONTRACT



- Be an example
- Be clear
- Be positive
- Be prompt
- Be firm
- Be consistent
- Be fair
- Be gentle
- Be flexible
- Be in control
- Be forgiving
- Be vigilant

PARENT - TEEN CONTRACT

- 
- Several sample contracts will be available for family discussion and use.
 - **Not mandatory** for our purposes...but rather a guide for you.

ROLE OF PARENTS



- Set a good example when you drive.
- Make yourself available by setting aside time for discussion and practice.
- Provide a safe vehicle for practice sessions.
- Plan each session based on the skill level of your teen driver.
- Read the student manual and the new WA State Driver's Guide.
- Be positive, be clear, be forgiving.

ROLE OF PARENTS



- Focus on courtesy, concentration, judgment, and responsibility.
- Set Ground Rules.
- Make sure the teen driver is familiar with the controls and safety devices.
- Keep a driving log.
- Keep the driving trips short and frequent.
- Expect your teen to make mistakes.
- Refrain from talking too much.
- Explain...do not assume.
- Remain Calm.

Graduated Drivers' License... Why?



- ...teenagers in the United States have **more cars and have greater access to a family car** than in any other nation in the world.
- ...many feel it is time to **take a new look at how we train and license our young drivers in Oregon** to develop their driving skills and judgment in order to operate a vehicle safely.

GDL... Why? ...Inexperience



- ...on the basis of miles driven, teenagers are involved in three times as many fatal crashes as are all other drivers.
- By making it so easy to get a driver's license, literally handing teenagers the car keys without requiring extended periods of supervised practice, we are increasing the likelihood of our teen making a fatal error.

GRADUATED DRIVERS' LICENSE



- Is there a need for GDL?
- Young drivers are over-represented in crashes for many reasons, but primarily for a combination of:
 - immaturity
 - inexperience
 - high-risk driving exposure

GDL... Why? ...Risk Taking Behavior and Immaturity




- High crash rates are attributed to teens who participate in high risk behaviors such as:
 - speeding
 - inattention
 - alcohol and other drugs while driving
 - peer pressure

GDL... Why? ... Greater Risk Exposure



- Teens often drive at night with other teens in the vehicle, factors that increase crash risk.
- Compared to other drivers, a higher proportion of teenagers are responsible for their fatal crashes because of their own driving errors.

GDL... Why? ... Greater Risk Exposure

- 
- A larger percentage of fatal crashes involving teens are **single-vehicle** crashes, i.e. running off roadway, hitting an object.
 - A smaller percentage of teens wear their **seat belts** compared to other drivers.

GDL...Why? ...Greater Risk Exposure



- A larger proportion of teen fatal crashes involve **speeding**.
- A larger proportion of teen fatal crashes involve **going too fast for road / weather / and driver conditions**.

GDL...Why? ...Greater Risk Exposure



- More teen fatal crashes occur when **passengers**, usually **teenage passengers**, are in the car, than do crashes involving other drivers.
- **Two out of every three** teens who die as **passengers** are in a vehicle driven by other teenagers.

GRADUATED DRIVERS' LICENSE

...concepts



- With GDL, new drivers typically go through a **three-stage** process that involves gradual introduction to full driving privileges.
- GDL restricts when teenagers may drive and who may accompany them.

GRADUATED DRIVERS' LICENSE

...concepts

- Allows drivers to gain much needed on-the-road **experience** in controlled, **lower-risk settings**.
- Teens will be older and more mature when he or she gains a full, unrestricted license.
- After the young driver demonstrates responsible driving behavior, **restrictions are systematically lifted** until the driver “graduates” to full driving privileges.

GDL...Stage One

Learner's Permit



- State's minimum age for a learner's permit.
- Pass vision, knowledge, & road sign tests.
- Licensed adult (at least 21) in vehicle.
- Everyone wears a seatbelt.
- Zero alcohol while driving.
- Remain crash / conviction free for 6 months.
- Supervised practice / Complete DE course.

GDL...Stage Two

Intermediate(Provisional)Permit



- Complete Stage 1 permit / Supervised Practice.
- Pass the behind-the-wheel road test.
- Complete advanced TSE training...i.e. decision making, risk reduction, etc.
- Occupants wear safety belts / Zero drugs.
- Licensed adult during late night hours.
- Remain crash and conviction free for 12 consecutive months before the next stage.


GDL...Stage Three

Full License



- Must complete Stage 2 permit requirements.
- Reach the state's minimum age permit.
- Zero alcohol / other drugs while driving.

TSE CLASS CANCELLATION

- 
- Any day designated as a “late start”
...usually due to snowy weather.
 - Teachers attending workshops.
 - Teacher illness.

QUESTIONS OR CONCERNS?

- Any final questions / concerns / comments?

