

1999 Adoption Trends



★ 922 children were placed in adoptive homes in 1999

★ SCF placed 259 children under 3 years old in 1999 – over 28% of total adoptions

★ Most children (over 60%) were placed with relatives or foster parents

★ 285 minority children were placed for adoption in 1999

Every child deserves a safe, permanent family. The vision of Oregon's Adoption Reform Strategic Plan is that the most appropriate permanent plan for every waiting child will be achieved as quickly as possible.

1999 Adoption Trends




445
(48.3%)
males

477
(51.7%)
females



Children placed in 1999 were about half boys and half girls.



Characteristics of Adopted Children

SCF CHILDREN HAVE SPECIAL NEEDS

The majority of SCF children placed for adoption are considered “special needs” children. They have one or more of the following characteristics:

- Are six years of age or older.
- Have a physical or emotional disability.
- Are part of a sibling group.
- Are part of an ethnic minority.

Workers are also seeing an increased number of adopted children who have been prenatally exposed to drugs and/or alcohol.

AGE

less than 3	259	28.1%
3-4 yrs	196	21.3%
5-7 yrs	227	24.6%
8-10 yrs	157	17.0%
11-13 yrs	59	6.4%
14 and older	24	2.6%

- SCF placed 259 children under the age of three years in the year ended June 30, 1999.
- As children get older, the chances for an adoptive placement drop dramatically, creating a severe need for adoptive homes for children over age 7.

CHILD'S ETHNICITY

White	632	68.5%
African-American	116	12.6%
Hispanic	115	12.5%
Native American	45	4.9%
Asian	9	1.0%
Unknown ethnic	5	0.5%

30.9% of children placed for adoption in the year ended June 30, 1999 belonged to ethnic minorities.

Characteristics of Adoptive Families

ADOPTIVE FAMILIES

- Non-relative foster parents became adoptive parents for 249 (27.0%) of children placed.
- 241 children (26.1%) were placed with relatives who were providing foster care.
- An additional 64 children (6.9%) were placed with relatives who were not providing foster care.

VALUING CULTURE

SCF is continuing its efforts to recruit much needed adoptive families who can meet the needs of minority children, with special emphasis on recruitment activities in ethnic minority communities and among extended families of these children.


KEEPING BROTHERS AND SISTERS TOGETHER

SCF places a high value on placing siblings together whenever possible. Recruitment of adoptive families who can keep siblings together is a priority.

FINALIZED ADOPTIONS

In his 1997 Adoption 2002 Initiative, President Clinton challenged states to double the number of finalized adoptions by the year 2002. In the first year of this initiative, Oregon increased its finalizations by 49.4% and ranked #8 among all of the states in the actual number (220) of increased finalizations. Only the much more populous states of California, Florida, Illinois, Indiana, Michigan, Pennsylvania, and Texas had numerical increases larger than Oregon's.

1999 Adoption Trends



RECRUITING HOMES


- Adoptive homes were recruited for children not placed with a relative or foster parent. Of those 369 children:
 - 259 children (70.2%) were placed into homes recruited by SCF.
 - 43 children (11.7%) were placed into homes recruited by Oregon private adoption agencies.
 - 45 children (12.2%) were placed into homes recruited by out-of-state private agencies
 - 22 children (6.0%) were placed into homes recruited by out-of-state public agencies



1999 Adoption Trends

The 922 children came from:

- Metro Region
373
- Western Region
222
- Eastern Region
85
- Southern Region
242



The 922 children went to:

- Metro Region - 216
- Western Region - 230
- Eastern Region - 111
- Southern Region - 174
- Oregon private licensed adoption agencies - 53
- Out of state - 139

79.2% of the children were placed by SCF adoption workers and 20.8% by other agencies.

