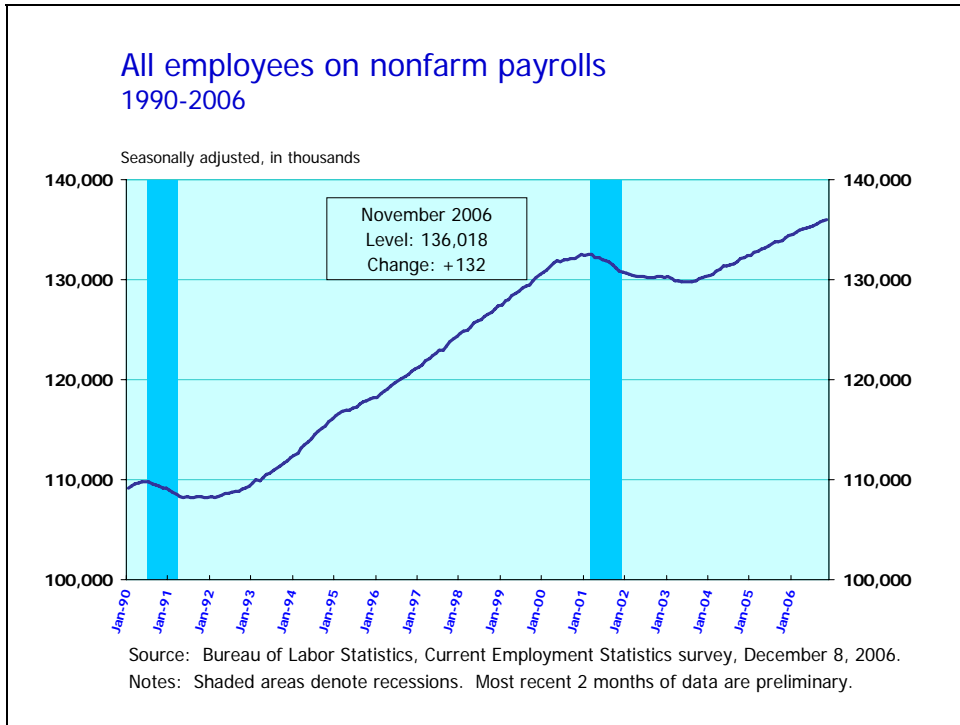




Current Employment Statistics Highlights

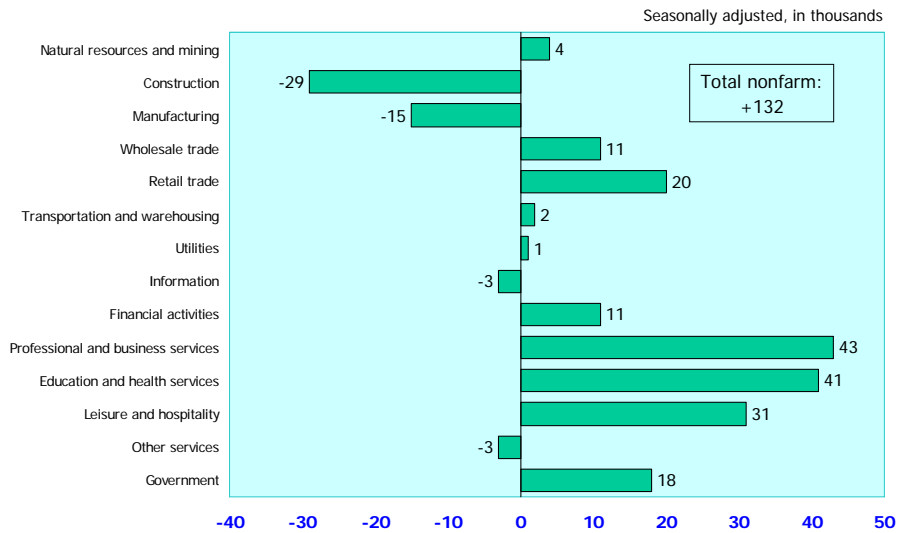
November 2006

Bureau of Labor Statistics
December 8, 2006



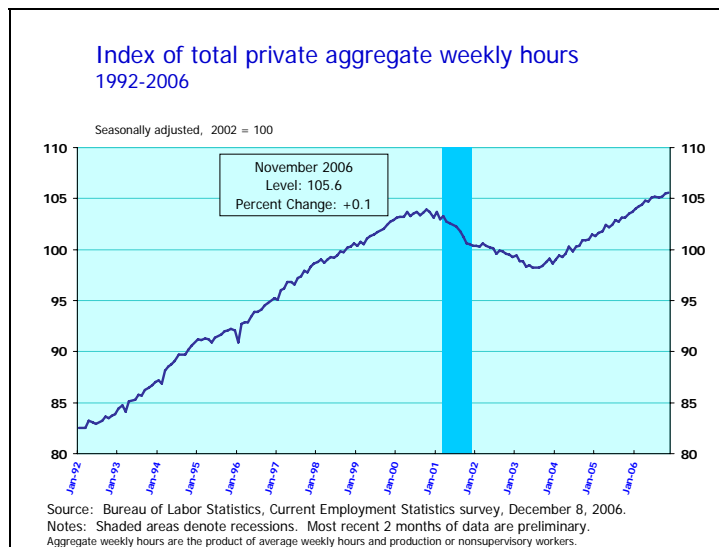
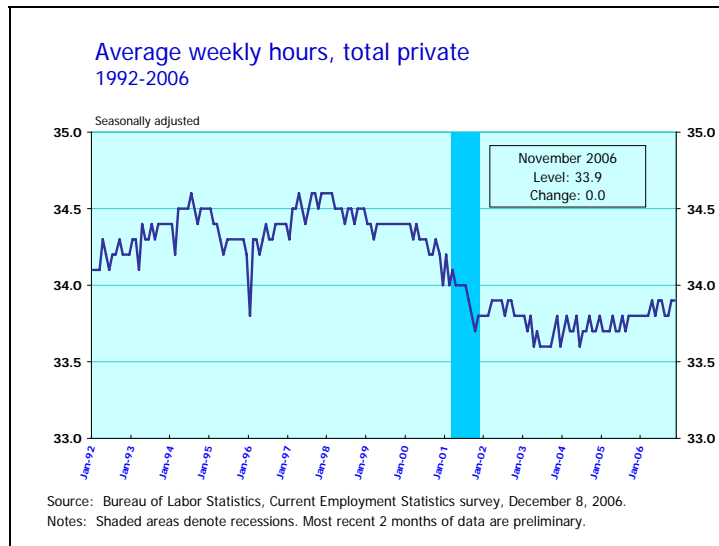
- Nonfarm payroll employment rose by 132,000 in November following 79,000 jobs gained in October.
- So far this year, employment has expanded at an average rate of 149,000 jobs per month. For the same period in 2005, growth averaged 167,000 per month.

Employment in total nonfarm and supersectors Over-the-month change, November 2006

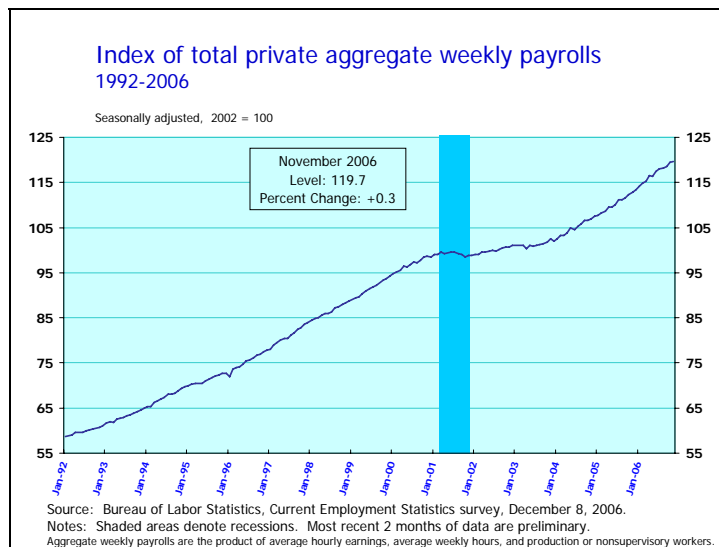
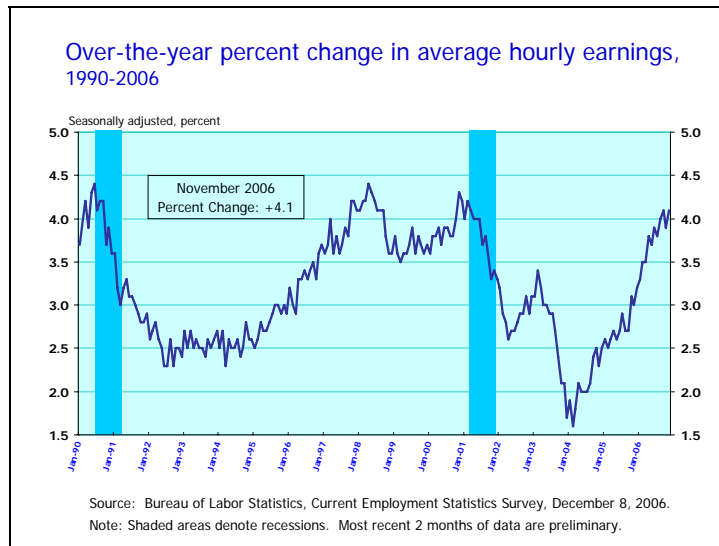


Source: Bureau of Labor Statistics, Current Employment Statistics survey, December 8, 2006.
Note: Data are preliminary.

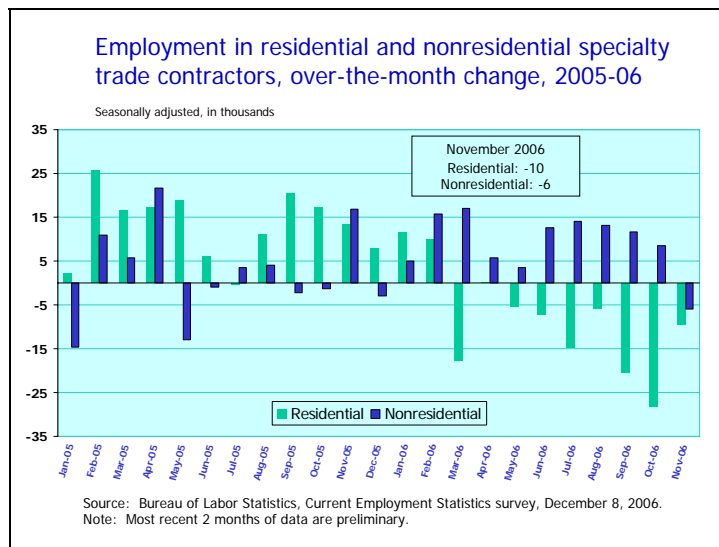
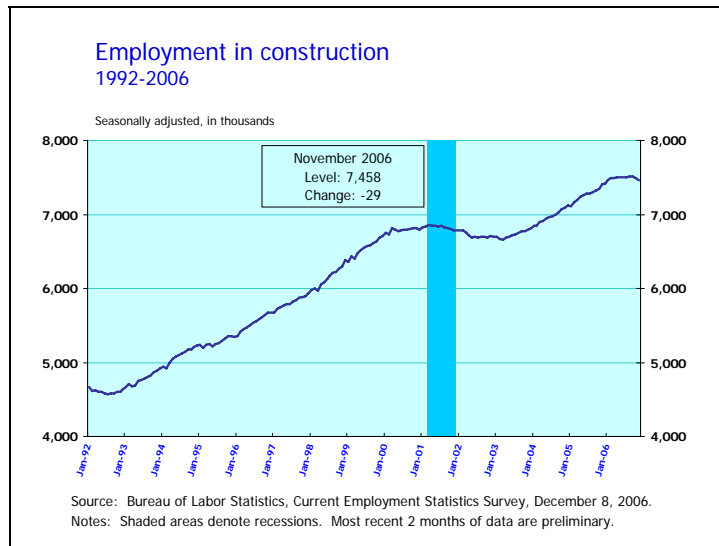
- Professional and business services, leisure and hospitality, retail trade, and education and health services experienced the largest employment increases in November.
- In the goods-producing sector, manufacturing and construction reduced employment.



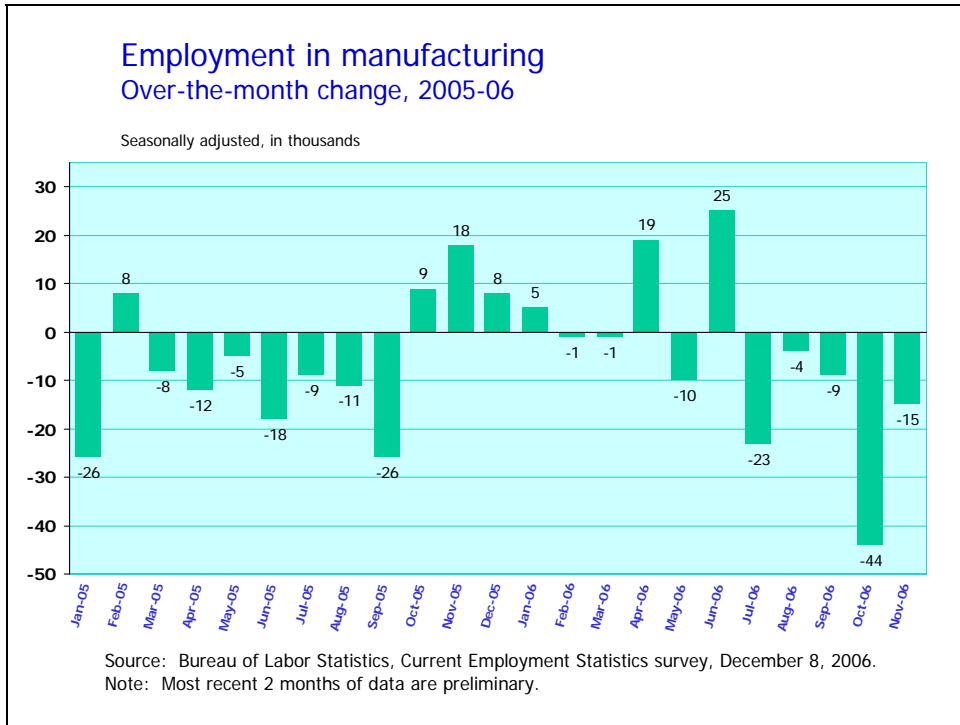
- The average workweek for production and nonsupervisory workers on private nonfarm payrolls held steady at 33.9 hours, seasonally adjusted.
- The index of aggregate weekly hours of production and nonsupervisory workers on private nonfarm payrolls rose 0.1 percent in November to 105.6, seasonally adjusted. Since the most recent trough in August 2003, the index has increased 7.5 percent.



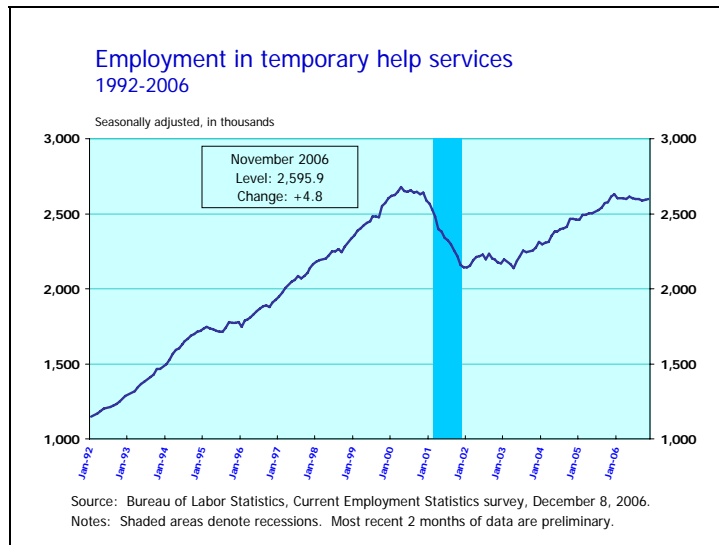
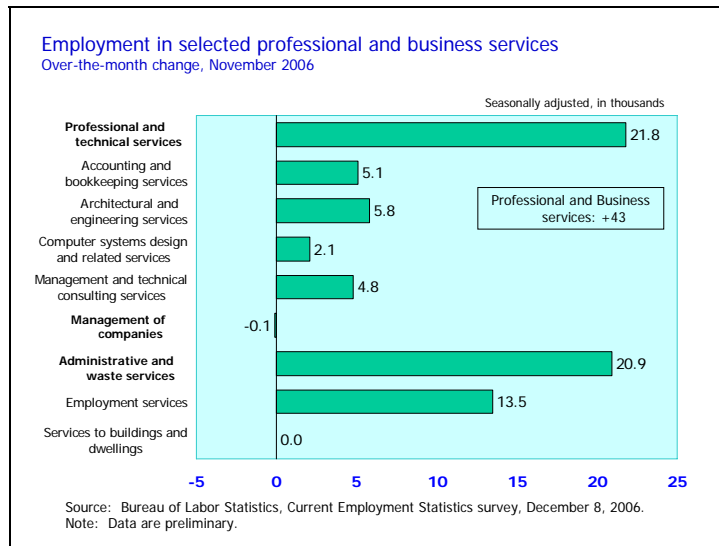
- Average hourly earnings of production and nonsupervisory workers on private nonfarm payrolls rose by 3 cents in November. The average increase during the most recent 12-month period was 6 cents.
- The index of aggregate weekly payrolls of production and nonsupervisory workers on private nonfarm payrolls rose 0.3 percent in November to 119.7, seasonally adjusted. Over the year, the index has increased 6.1 percent.



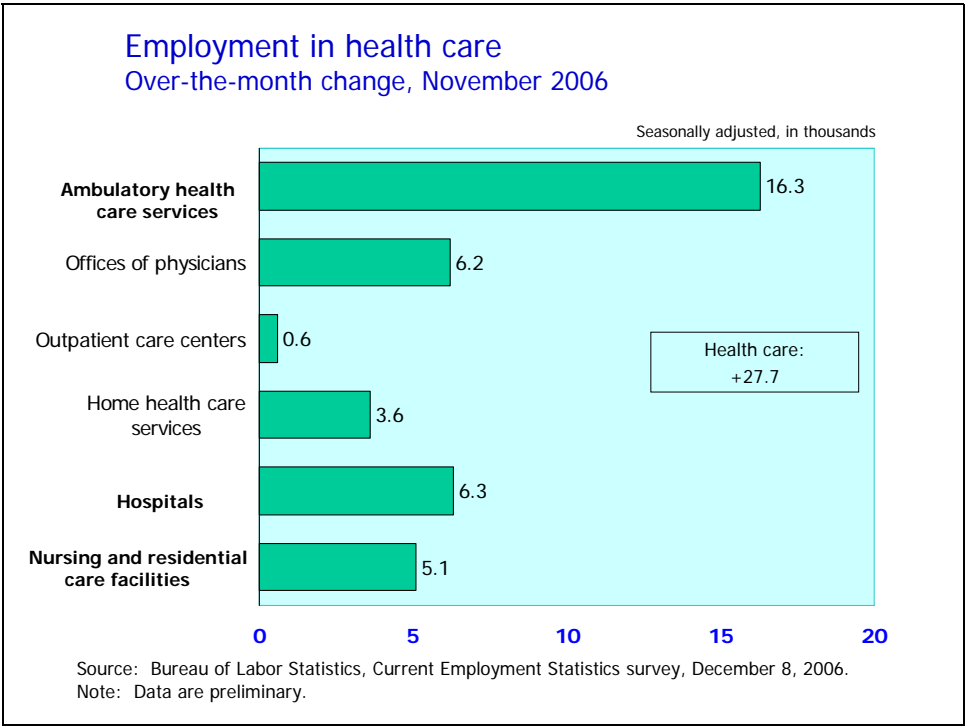
- Construction employment fell by 29,000 in November, following a loss of similar magnitude in October. The decline in November was widespread among component industries.
- Specialty trade contractors shed 16,000 jobs in November, with both the residential and nonresidential components losing jobs. Since reaching a high point in February 2006, residential specialty trade contractors have shed 109,000 jobs.



- Manufacturing saw continued job losses in November, with an employment decline of 15,000.
- Job losses were largely concentrated in durable goods, specifically motor vehicles and parts, as well as wood products and furniture and related products.
- The factory workweek ticked down by 0.1 hour to 41.1 hours, seasonally adjusted. Manufacturing overtime also edged down by 0.1 hour to 4.2 hours in November.
- Between June 2005 and July 2006, the manufacturing workweek had increased by 1 hour. Since then, average hours have declined 0.3 hour. Average weekly hours in manufacturing are a leading economic indicator.



- In November, employment growth in professional and business services grew by 43,000, following an increase of 29,000 in October. Employment gains were widespread throughout component industries.
- Over the year, professional and business services has grown by 426,000 jobs, making up over one-fifth of total nonfarm job growth.
- Employment in temporary help services was flat in November and has changed little since January.



- November was another strong month for health care employment, which rose by 28,000. Ambulatory health care experienced the largest gain. Over the past 12 months, health care growth has averaged 26,000 jobs per month for a total over-the-year gain of 309,000 jobs.