

3

Export Program
Manual

General Procedures

Completing PPQ Forms 577 and 579

Contents

Introduction	page 3-8-1
PPQ Form 577, Phytosanitary Certificate	page 3-8-2
Purpose	page 3-8-2
Example	page 3-8-3
Completion	page 3-8-4
Attachment Sheets	page 3-8-14
Corrections	page 3-8-14
Distribution	page 3-8-14
Maintenance	page 3-8-14
PPQ Form 579, Phytosanitary Certificate for Reexport	page 3-8-15
Purpose	page 3-8-15
Determining Eligibility for PPQ Form 579	page 3-8-16
Reviewing Import Requirements	page 3-8-17
Verifying Compliance with Import Requirements	page 3-8-18
Verifying Whether the Consignment Was Safeguarded	page 3-8-19
Example	page 3-8-20
Completion	page 3-8-21
Attachment Sheets	page 3-8-31
Corrections	page 3-8-31
Distribution	page 3-8-32
Maintenance	page 3-8-32

Introduction

This section contains information and instructions for completing the following certificates:

- ◆ *PPQ Form 577, Phytosanitary Certificate* on page 3-8-2
- ◆ *PPQ Form 579, Phytosanitary Certificate for Reexport* on page 3-8-15

For instructions on completing PPQ Form 578, see *Completing PPQ Form 578* on page 3-9-1.



Important

Confidentiality: Hold all information in strict confidence to protect buyers and exporters. Disclosure of confidential information may reveal trade secrets or may cause financial harm to buyers and exporters.

PPQ Form 577, Phytosanitary Certificate

PPQ Form 577, Phytosanitary Certificate is an accountable inspection certificate used to certify domestic plants and unprocessed plant products for export. See [Figure 3-8-1](#) on [page-3-8-3](#) for an example. For instructions on filling out the form, see [Completion](#) on [page 3-8-4](#). For instructions on distributing copies of the form, see [Distribution of PPQ Form 577](#) on [page 3-14-2](#).

PPQ Form 577 follows the format of the international model established by the International Plant Protection Convention (IPPC), and is used to document the phytosanitary condition of exported commodities.

Authorized Certification Officials (ACOs) are responsible for holding in strict confidence the information in these official documents, collecting user fees (if applicable), and maintaining an accountability system for tracking these documents. For details about these topics, see [Confidentiality](#) on [page 2-1-10](#) and [Collecting User Fees](#) on [page 3-11-1](#).

Purpose

The purpose of PPQ Form 577 is to expedite the entry of domestic plants or unprocessed or unmanufactured plant products into a foreign country. ACOs certify that the domestic commodities:

- ◆ Are considered to be free from regulated pests
- ◆ Conform with the current phytosanitary requirements of the importing country
- ◆ Have been inspected, tested, or treated according to appropriate official procedures

Example

No phytosanitary certificate can be issued until an application is completed (7 CFR 353) See reverse for additional OMB information. FORM APPROVED
OMB NO. 0579-0052



UNITED STATES DEPARTMENT OF AGRICULTURE ANIMAL AND PLANT HEALTH INSPECTION SERVICE PLANT PROTECTION AND QUARANTINE		FOR OFFICIAL USE ONLY		
PHYTOSANITARY CERTIFICATE		PLACE OF ISSUE	SAMPLE	
TO: THE PLANT PROTECTION ORGANIZATION(S) OF SAMPLE		NO:	FPC XXXXXXXX	
		DATE INSPECTED		
CERTIFICATION				
This is to certify that the plants, plant product or other regulated articles described herein have been inspected and/or tested according to appropriate official procedures and are considered to be free from the quarantine pests, specified by the importing contracting party and to conform with the current phytosanitary requirements of the importing contracting party including those for regulated non-quarantine pests.				
DISINFESTATION AND/OR DISINFECTION TREATMENT				
1. DATE		2. TREATMENT		
3. CHEMICAL (active ingredient)		4. DURATION AND TEMPERATURE		
5. CONCENTRATION		6. ADDITIONAL INFORMATION		
DESCRIPTION OF THE CONSIGNMENT				
7. NAME AND ADDRESS OF THE EXPORTER		8. DECLARED NAME AND ADDRESS OF THE CONSIGNEE		
SAMPLE		SAMPLE		
9. NAME OF PRODUCE AND QUANTITY DECLARED		10. BOTANICAL NAME OF PLANTS		
SAMPLE		SAMPLE		
11. NUMBER AND DESCRIPTION OF PACKAGES		12. DISTINGUISHING MARKS		
SAMPLE		SAMPLE		
13. PLACE OF ORIGIN		14. DECLARED MEANS OF CONVEYANCE		
SAMPLE		SAMPLE		
		15. DECLARED POINT OF ENTRY		
WARNING: Any alteration, forgery, or unauthorized use of this phytosanitary certificate is subject to civil penalties of up to \$250,000 (7 U.S.C. Section 7734(b)) or punishable by a fine of not more than \$10,000, or imprisonment of not more than 5 years, or both (18 U.S.C. Section 1001).				
ADDITIONAL DECLARATION				
SAMPLE		SAMPLE		
				
16. DATE ISSUED	17. NAME OF AUTHORIZED OFFICER (Type or Print)		18. SIGNATURE OF AUTHORIZED OFFICER	
No liability shall attach to the United States Department of Agriculture or to any officer or representative of the Department with respect to this certificate.				
PPQ FORM 577 FEB 2001		Previous editions are obsolete after 6/30/01		
PART 1 : SHIPPER'S ORIGINAL				

FIGURE 3-8-1: Example of PPQ Form 577, Phytosanitary Certificate (blank)

Completion

See [Table 3-8-1](#) on [page 3-8-4](#) for specific instructions, techniques, and examples about how to complete PPQ Form 577.



Important

Prepare all export certificates in English. They can be handwritten or typed unless specified otherwise in an Export Summary. Handwritten certificates **must** be legible and **must** be written using upper case (capital) letters. Some foreign countries will **not** accept certificates with alterations, errors, or erasures. See [Example](#) on [page 3-8-3](#).



Important

To certify Canadian produced seed using PPQ Form 577, refer to [Certifying Canadian Produced Seed, Option 1](#) on [page 4-5-15](#).




Important

If certification for freedom from animal diseases is required, refer exporters to PPQ Veterinary Regulatory Services (VRS) for letterhead statements to attest to freedom from specific animal diseases. **Do not** attach these statements to export certificates.



If certification on radiation levels is required, refer exporters to Technical Office for International Trade, U.S. Department of Agriculture, Building 1070, BARC-EAST, Beltsville, Maryland 20705; phone 301-344-2845.

TABLE 3-8-1: Instructions to Complete PPQ Form 577, Phytosanitary Certificate

If the block is:	Then follow these instructions to complete PPQ Form 577:
TO: THE PLANT PROTECTION ORGANIZATION(S) OF	ENTER the approved name of the foreign country as listed in Appendix F  Important <div style="border: 1px solid black; background-color: #e0f2f1; padding: 5px; margin-left: 20px;"> The country name entered in this block must be the same as the country identified in <i>Block 8, Declared Address of the Consignee</i>. </div>
PLACE OF ISSUE	<ul style="list-style-type: none"> ◆ ENTER the complete name of the city and State of the issuing office; do not abbreviate ◆ VALIDATE each PPQ Form 577 only by the issuing office accountable for that certificate ◆ VERIFY that the correct issuing office is listed for prepaid PPQ 577s (this block must already be completed when presented for issuance.)
NO.: FPC	DO NOT WRITE in this space; all PPQ Forms 577 are pre numbered to deter forgeries and to facilitate accountability

CONTINUE to the DATE INSPECTED block on the next page.

TABLE 3-8-1: Instructions to Complete PPQ Form 577, Phytosanitary Certificate (continued)

If the block is:	Then follow these instructions to complete PPQ Form 577:								
DATE INSPECTED	<ul style="list-style-type: none"> ◆ ENTER the actual date(s) of inspection. If there is not enough space to list all dates, ENTER “See Additional Declaration” and insert the inspection dates in the AD block (see AD block on page-3-8-12). ◆ ENTER date in correct order (month, day, year); never use European format ◆ SPELL OUT the month (February 15, 2007); never use numbers for the month and never abbreviate the month ◆ CONSULT the country’s export summary for specific time limits. Generally, the information will be included in the definitions section of a summary. Unless specified otherwise, an export certificate must be issued within 30 days of the phytosanitary inspection. <div style="border: 1px solid black; padding: 5px; margin-top: 10px;">  <p>Important</p> <p>Never enter dates of a field or growing season inspection or laboratory tests.</p> </div> <div style="border: 1px solid black; padding: 5px; margin-top: 10px; width: fit-content;"> <p style="text-align: center; color: blue; font-weight: bold;">NOTICE</p> </div> <ul style="list-style-type: none"> ◆ When calculating how many days have passed since the date of inspection, count the date of inspection as day one. ◆ When calculating how many days have passed since the date of inspection when a consignment has multiple dates of inspection, the 30 day time limit begins on the first (earliest) date of inspection. 								
<p>CERTIFICATION DO NOT WRITE in this space. This statement describes the certification responsibilities as dictated by the IPPC. PPQ will continue its policy to inspect and certify consignments practically free from other injurious pests</p>									
<p>DISINFESTATION AND/OR DISINFECTION TREATMENT</p> <div style="border: 1px solid black; padding: 5px; margin-bottom: 10px;">  <p>Important</p> <p>Complete this section only if an acceptable treatment was conducted, which includes label information for treated seeds.</p> <p>Complete all blocks in this section.</p> </div> <p>If no acceptable treatment was conducted LINE OUT the unused space and continue on to the DESCRIPTION OF CONSIGNMENT. The following example shows lining out of the treatment section by drawing two diagonal lines from left to right, recognizing that as information technology advances there are other acceptable methods of lining out, such as using horizontal lines or symbols.</p> <table border="1" style="width: 100%; border-collapse: collapse;"> <thead> <tr> <th colspan="2" style="text-align: center;">DISINFESTATION AND/OR DISINFECTION TREATMENT</th> </tr> </thead> <tbody> <tr> <td style="width: 50%; padding: 2px;">1. DATE</td> <td style="width: 50%; padding: 2px;">2. TREATMENT</td> </tr> <tr> <td style="padding: 2px;">3. CHEMICAL (active ingredient)</td> <td style="padding: 2px;">4. DURATION AND TEMPERATURE</td> </tr> <tr> <td style="padding: 2px;">5. CONCENTRATION</td> <td style="padding: 2px;">6. ADDITIONAL INFORMATION</td> </tr> </tbody> </table> <p style="text-align: center; font-size: small;">DESCRIPTION OF THE CONSIGNMENT</p>		DISINFESTATION AND/OR DISINFECTION TREATMENT		1. DATE	2. TREATMENT	3. CHEMICAL (active ingredient)	4. DURATION AND TEMPERATURE	5. CONCENTRATION	6. ADDITIONAL INFORMATION
DISINFESTATION AND/OR DISINFECTION TREATMENT									
1. DATE	2. TREATMENT								
3. CHEMICAL (active ingredient)	4. DURATION AND TEMPERATURE								
5. CONCENTRATION	6. ADDITIONAL INFORMATION								



CONTINUE to Block 1. DATE on the next page.

**TABLE 3-8-1: Instructions to Complete PPQ Form 577, Phytosanitary Certificate
 (continued)**

If the block is:	Then follow these instructions to complete PPQ Form 577:
1. DATE	<ul style="list-style-type: none"> ◆ ENTER the actual date of the treatment ◆ ENTER date in correct order (month, day, year); never use European format ◆ SPELL OUT the month (February 15, 2007); never use numbers for the month and never abbreviate the month
2. TREATMENT	ENTER the full description of the treatment, e.g., fumigation, cold treatment, dip, spray (do not use abbreviations or partial terms such as T101)
3. CHEMICAL (<i>active ingredient</i>)	ENTER the name of the active ingredient
4. DURATION AND TEMPERATURE	ENTER the duration of the treatment and temperature, if applicable (use of internationally recognized scientific abbreviations such as C for Celsius and F for Fahrenheit is acceptable)
5. CONCENTRATION	ENTER the concentration of chemicals (use of internationally recognized scientific abbreviations, e.g., 32 g/m ³ , 2 lb./1000 ft ³ , 100 mm Hg is acceptable)
6. ADDITIONAL INFORMATION	ENTER information that further identifies the treatment (such as dip, slurry, dusted, sprayed)


CONTINUE to Block 7. NAME AND ADDRESS OF THE EXPORTER on the next page.

TABLE 3-8-1: Instructions to Complete PPQ Form 577, Phytosanitary Certificate (continued)

If the block is:	Then follow these instructions to complete PPQ Form 577:
DESCRIPTION OF CONSIGNMENT	
7. NAME AND ADDRESS OF THE EXPORTER	<ul style="list-style-type: none"> ◆ ENTER the complete name and address of the exporter (street or Post Office Box, city, State) ◆ SPELL OUT names of cities and States (do not abbreviate) ◆ ENTER only the physical address of the exporter in this block. Do not include other information such as birth dates, tax identification numbers, letter of credit information, or other information not related to the address descriptor. <div style="text-align: center; margin: 10px 0;">  Important </div> <div style="background-color: #e0f2f1; padding: 10px; margin: 10px 0;"> <p>Exporter's address must be in the U.S. or a U.S. territory or commonwealth. If an international company with a foreign address is the exporter, use the name and address of a local exporter's agent or shipper.</p> <p>Do not include phone or FAX numbers.</p> <p>Never enter more than one exporter's name and address.</p> <p>Do not use statements such as "In-care-of" (c/o), "Attention to," "Agent for," or "Notify."</p> </div>
8. DECLARED NAME AND ADDRESS OF THE CONSIGNEE	<ul style="list-style-type: none"> ◆ ENTER the complete name and address of the consignee (person or company taking delivery of the commodity); at a minimum, include a name, city, and the approved country name (see Table F-1-2 on page F-1-2) ◆ SPELL OUT names of cities and countries (do not abbreviate) ◆ ENTER only the physical address of the consignee in this block. Do not include other information such as birth dates, tax identification numbers, letter of credit information, or other information not related to the address descriptor. <div style="text-align: center; margin: 10px 0;">  Important </div> <div style="background-color: #e0f2f1; padding: 10px; margin: 10px 0;"> <p>Never enter more than one consignee's name and/or address.</p> <p>Do not include phone or FAX numbers.</p> <p>Do not use statements such as "In-care-of" (c/o), "Attention to," "Agent for," or "Notify."</p> <p>Consignee's address must be in the country listed in the block "TO: THE PLANT PROTECTION ORGANIZATION(S) OF."</p> </div>



CONTINUE to Block 9. NAME OF PRODUCE AND QUANTITY DECLARED on the next page.

TABLE 3-8-1: Instructions to Complete PPQ Form 577, Phytosanitary Certificate (continued)

If the block is:	Then follow these instructions to complete PPQ Form 577:												
9. NAME OF PRODUCE AND QUANTITY DECLARED	<div style="display: flex; align-items: flex-start;"> <div style="text-align: center; margin-right: 20px;">  Important </div> <div style="background-color: #e0f2f1; padding: 5px; border: 1px solid #ccc;"> <p>This is a critical block; never correct information unless directed otherwise in the export summary.</p> </div> </div> <p>◆ ENTER the common name of the commodity for precise identification; see the following table for additional instructions</p> <table border="1" style="width: 100%; border-collapse: collapse;"> <thead> <tr> <th data-bbox="675 653 894 697">If the produce is:</th> <th data-bbox="894 653 1412 697">Then:</th> </tr> </thead> <tbody> <tr> <td data-bbox="675 697 894 768">Beans for consumption</td> <td data-bbox="894 697 1412 768">Enter fresh or dried beans</td> </tr> <tr> <td data-bbox="675 768 894 837">Seeds for animal feed</td> <td data-bbox="894 768 1412 837">Enter the specific grain (such as oats or corn)</td> </tr> <tr> <td data-bbox="675 837 894 907">Seeds for planting</td> <td data-bbox="894 837 1412 907">Enter seeds</td> </tr> <tr> <td data-bbox="675 907 894 976">Seeds for human consumption</td> <td data-bbox="894 907 1412 976">Enter grain</td> </tr> <tr> <td data-bbox="675 976 894 1262">Propagative articles other than seeds</td> <td data-bbox="894 976 1412 1262"> List the number of each different propagative article followed by its name; see the example below EXAMPLE Enter 600 anemone bulbs for 3 cartons each containing 200 anemone bulbs. Enter the weight for bulk shipments to better describe the articles. </td> </tr> </tbody> </table> <p>◆ SPELL OUT abbreviations</p> <p>EXAMPLE The abbreviation “lbs” is spelled out as pounds.</p> <p>◆ DO NOT LIST or refer to any of the following:</p> <ul style="list-style-type: none"> ❖ Grades ❖ Intended uses ❖ Other commercial terms ❖ Sizes ❖ Trade names <p>◆ If there is not enough space to list all entries, fill out PPQ Form 576 (refer to Attachment Sheets for PPQ Form 577 or 579 on page 3-10-1)</p> <p>◆ LINE OUT unused space, recognizing that as information technology advances there are other acceptable methods of lining out, such as using horizontal lines or symbols. White space must be sufficiently lined out so that information cannot be added to the certificate.</p>	If the produce is:	Then:	Beans for consumption	Enter fresh or dried beans	Seeds for animal feed	Enter the specific grain (such as oats or corn)	Seeds for planting	Enter seeds	Seeds for human consumption	Enter grain	Propagative articles other than seeds	List the number of each different propagative article followed by its name; see the example below EXAMPLE Enter 600 anemone bulbs for 3 cartons each containing 200 anemone bulbs. Enter the weight for bulk shipments to better describe the articles.
If the produce is:	Then:												
Beans for consumption	Enter fresh or dried beans												
Seeds for animal feed	Enter the specific grain (such as oats or corn)												
Seeds for planting	Enter seeds												
Seeds for human consumption	Enter grain												
Propagative articles other than seeds	List the number of each different propagative article followed by its name; see the example below EXAMPLE Enter 600 anemone bulbs for 3 cartons each containing 200 anemone bulbs. Enter the weight for bulk shipments to better describe the articles.												



CONTINUE to Block 10. BOTANICAL NAME OF PLANTS on the next page.

TABLE 3-8-1: Instructions to Complete PPQ Form 577, Phytosanitary Certificate (continued)

If the block is:	Then follow these instructions to complete PPQ Form 577:
10. BOTANICAL NAME OF PLANTS	<div style="display: flex; align-items: flex-start;"> <div style="margin-right: 20px;">  <p>Important</p> </div> <div style="background-color: #e0f2f1; padding: 5px;"> <p>This is a critical block; never correct information unless directed otherwise in the export summary.</p> <p>NEVER IDENTIFY a commodity to a level below the species classification (e.g., variety, cultivar) unless listed and required as such in an export summary.</p> </div> </div> <ul style="list-style-type: none"> ◆ ENTER the botanical name, including genus and specific epithet (species classification) ◆ Botanical names are mandatory for all commodities. Information inserted here should identify commodities using accepted botanical names at least to genus level but preferably to species level. ◆ Exporters are responsible for providing the botanical name ◆ ACOs must verify the botanical name to the best of their ability ◆ If there is not enough space to list all entries, fill out PPQ Form 576 (refer to Attachment Sheets for PPQ Form 577 or 579 on page 3-10-1) ◆ LINE OUT unused space, recognizing that as information technology advances there are other acceptable methods of lining out, such as using horizontal lines or symbols. White space must be sufficiently lined out so that information cannot be added to the certificate.
11. NUMBER AND DESCRIPTION OF PACKAGES	<div style="display: flex; align-items: flex-start;"> <div style="margin-right: 20px;">  <p>Important</p> </div> <div style="background-color: #e0f2f1; padding: 5px;"> <p>This is a critical block; never correct information unless directed otherwise in the export summary.</p> </div> </div> <ul style="list-style-type: none"> ◆ INCLUDE sufficient detail in this section to enable the NPPO of the importing country to identify the consignment and its component parts, and verify their size if necessary. Container numbers and/or railcar numbers are a valid addition to the description of the packages and may be included here, if known. <div style="background-color: #e0f2f1; padding: 5px; margin-top: 10px;"> <p>EXAMPLE 50 wooden crates 150 cardboard cartons 500 burlap bags</p> </div> <ul style="list-style-type: none"> ◆ For bulk shipments, ENTER “In Bulk” ◆ If there is not enough space to list all entries, fill out PPQ Form 576 (refer to Attachment Sheets for PPQ Form 577 or 579 on page 3-10-1) ◆ LINE OUT unused space, recognizing that as information technology advances there are other acceptable methods of lining out, such as using horizontal lines or symbols. White space must be sufficiently lined out so that information cannot be added to the certificate.



CONTINUE to Block 12. DISTINGUISHING MARKS on the next page.

TABLE 3-8-1: Instructions to Complete PPQ Form 577, Phytosanitary Certificate (continued)

If the block is:	Then follow these instructions to complete PPQ Form 577:
12. DISTINGUISHING MARKS	<div style="display: flex; align-items: flex-start;"> <div style="margin-right: 20px;">  <p>Important</p> </div> <div style="background-color: #e0f2f1; padding: 10px; border: 1px solid #ccc;"> <p>This is a critical block; never correct information unless directed otherwise in the export summary.</p> <p>Never enter “As Addressed” and “As Marked.”</p> </div> </div> <ul style="list-style-type: none"> ◆ ENTER the markings exactly as they appear on the containers, cartons, bags, bales, boxes, products, truck licenses, or railway cars. A Letter of Credit (LC) number may be included when the packaging is clearly marked with the LC number ◆ If entered by the exporter or established after inspection, visually verify information entered in Block 12 using a supporting document such as the bill of lading ◆ If there are no distinguishing marks, ENTER “NONE” ◆ If there is not enough space to list all entries, fill out PPQ Form 576 (refer to Attachment Sheets for PPQ Form 577 or 579 on page 3-10-1) ◆ LINE OUT unused space, recognizing that as information technology advances there are other acceptable methods of lining out, such as using horizontal lines or symbols. White space must be sufficiently lined out so that information cannot be added to the certificate.
13. PLACE OF ORIGIN	<ul style="list-style-type: none"> ◆ ENTER where the commodity was grown or cultivated by State, county, district, or other geographical or political subdivision as necessary by the phytosanitary regulations of the importing country (export summary, IP, etc.) ◆ SPELL OUT names of counties ◆ If there is not enough space to list all entries, fill out PPQ Form 576 (refer to Attachment Sheets for PPQ Form 577 or 579 on page 3-10-1) ◆ When the phytosanitary regulations of the importing country do not require a more definitive designation of origin (such as State, county, pest free area etc.), WRITE “USA.” <div style="display: flex; align-items: flex-start; margin-top: 20px;"> <div style="margin-right: 20px;">  <p>Important</p> </div> <div style="background-color: #e0f2f1; padding: 10px; border: 1px solid #ccc;"> <p>ACOs can require whatever document is necessary to verify origin.</p> <p>Never leave blank. If further refinements are not required by the importing country’s phytosanitary regulations, WRITE “United States of America” or “USA.”</p> </div> </div> <ul style="list-style-type: none"> ◆ LINE OUT unused space, recognizing that as information technology advances there are other acceptable methods of lining out, such as using horizontal lines or symbols. White space must be sufficiently lined out so that information cannot be added to the certificate.


CONTINUE to Block 14. DECLARED MEANS OF CONVEYANCE on the next page.

TABLE 3-8-1: Instructions to Complete PPQ Form 577, Phytosanitary Certificate (continued)

If the block is:	Then follow these instructions to complete PPQ Form 577:
14. DECLARED MEANS OF CONVEYANCE	<ul style="list-style-type: none"> ◆ ENTER the name of the airline, rail line, truck line, or vessel ◆ ADD “or substitute” after a vessel’s name (acceptable) ◆ If the specific name of means of conveyance is unknown ENTER as appropriate, “airfreight,” “ocean vessel,” “railroad,” or “truck line” ◆ If mail shipments ENTER “air mail,” “surface mail,” “express mail,” or the carrier’s name <div style="display: flex; align-items: center; margin-top: 10px;">  <div style="background-color: #e0f2f1; padding: 5px; border: 1px solid #ccc;"> <p>Never enter “Unknown.”</p> <p>Never leave blank.</p> </div> </div> <p>Important</p>
15. DECLARED POINT OF ENTRY	<ul style="list-style-type: none"> ◆ ENTER the point of entry declared by the exporter. This is the first point of entry in the destination country ◆ CHECK the export summary to see if the declared point of entry is authorized; if the point of entry is not authorized, WARN the exporter that the shipment may be delayed or refused entry <div style="display: flex; align-items: center; margin-top: 10px;">  <div style="background-color: #e0f2f1; padding: 5px; border: 1px solid #ccc;"> <p>Never enter “Unknown.”</p> </div> </div> <p>Important</p> <ul style="list-style-type: none"> ◆ ENTER the approved country name if the point of entry is unknown. In PCIT this is done automatically if the point of entry block is left blank. ◆ ENTER the point of entry for the final destination in cases where the consignment only transits through another country; you may include multiple transit points if they are required by the transiting countries and the consignment physically transits those points ◆ SPELL OUT names of cities
<p>WARNING This warning alerts all parties that any alteration, forgery, or unauthorized use of PPQ Form 577 is subject to civil penalties or punishable by a fine or imprisonment.</p>	


CONTINUE to the AD Block on the next page.

TABLE 3-8-1: Instructions to Complete PPQ Form 577, Phytosanitary Certificate (continued)

If the block is:	Then follow these instructions to complete PPQ Form 577:
ADDITIONAL DECLARATION (AD)	
AD (See also Additional Declarations (ADs) on page 2-1-2 and Additional Declaration (AD) Pullout Sheet on page B-1-1)	<div style="text-align: center;">  Important </div> <div style="background-color: #e0f2f1; padding: 5px; margin: 5px 0;"> <p>This is a critical block; never correct information unless directed otherwise in the export summary.</p> </div> <ul style="list-style-type: none"> ◆ RECORD only those ADs required by the importing country in the export summary, on official communication from the NPPO (e.g., IP), or by the <i>Export Program Manual (XPM)</i> ◆ USE English only, except for botanical names of plants, plant products, and plant pests or plant diseases ◆ If there is not enough space to list all dates in the DATE INSPECTED block, list the dates here. <div style="background-color: #e0f2f1; padding: 5px; margin: 5px 0;"> <p>EXAMPLE Inspection Dates: October 15, 17, 19, 21, 23, 25, 29, 31, September 1, 3, 5, 7, 9, 11, 13, 2007.</p> </div> <ul style="list-style-type: none"> ◆ If there is not enough space to list all entries, fill out PPQ Form 576 (refer to Attachment Sheets for PPQ Form 577 or 579 on page 3-10-1) ◆ LINE OUT unused space. See examples below for handwritten certificates. If using an electronic method to fill out the certificate, you may also use horizontal lines or symbols. <div style="text-align: center; margin: 10px 0;"> <h3>Example 1</h3> </div> <div style="border: 1px solid black; padding: 5px; margin: 5px 0;"> <p style="text-align: center; font-size: small;">ADDITIONAL DECLARATION</p> <p>The cotton in this shipment originated from areas free from the pink bollworm, <i>Pectinophora gossypiella</i>. The cotton bales in this shipment were compressed at a minimum of 28 pounds per cubic foot.</p> <hr/> <p style="font-size: x-small; display: flex; justify-content: space-between;"> 16. DATE ISSUED 17. NAME OF AUTHORIZED OFFICER (Type or Print) 18. SIGNATURE OF AUTHORIZED OFFICER </p> </div> <div style="text-align: center; margin: 10px 0;"> <h3>Example 2</h3> </div> <div style="border: 1px solid black; padding: 5px; margin: 5px 0;"> <p style="text-align: center; font-size: small;">ADDITIONAL DECLARATION</p> <hr/> <p style="font-size: x-small; display: flex; justify-content: space-between;"> 16. DATE ISSUED 17. NAME OF AUTHORIZED OFFICER (Type or Print) 18. SIGNATURE OF AUTHORIZED OFFICER </p> </div>

CONTINUE to Block 16. DATE ISSUED on the next page.

TABLE 3-8-1: Instructions to Complete PPQ Form 577, Phytosanitary Certificate (continued)

If the block is:	Then follow these instructions to complete PPQ Form 577:
AUTHORIZATION	
16. DATE ISSUED	<ul style="list-style-type: none"> ◆ ENTER the date the certificate is signed by an ACO (in contrast to the date of inspection recorded in the HEADING). Do not pre or post date. ◆ ENTER date in correct order (month, day, year); never use European format ◆ SPELL OUT the month (February 15, 2007); never use numbers for the month; never abbreviate the year
17. NAME OF AUTHORIZED OFFICER (<i>Type or Print</i>)	<p>TYPE or PRINT the full name of the ACO who will sign the certificate</p> <div style="display: flex; align-items: center;">  <div style="background-color: #e0f2f1; padding: 5px; border: 1px solid #ccc;"> <p>DO NOT ADD titles. Use all capital letters if handwritten.</p> </div> </div> <p>Important</p>
18. SIGNATURE OF AUTHORIZED OFFICER	<ul style="list-style-type: none"> ◆ SIGN your name; only ACOs can authenticate export certificates; stamped signatures are not permitted ◆ Only one original signature is authorized

Attachment Sheets

Use PPQ Form 576, Attachment Sheet for Phytosanitary Certificate or Phytosanitary Certificate for Reexport when there is insufficient space on PPQ Form 577 (refer to [Attachment Sheets for PPQ Form 577 or 579](#) on page 3-10-1).



PPQ Form 576 can **only** be used with a Phytosanitary Certificate (PPQ Form 577) or Phytosanitary Certificate for Reexport (PPQ Form 579).

PCIT generates additional pages as necessary and **does not** generate a PPQ Form 576.

Corrections

If acceptable by the foreign country (see the definition of each certificate in the export summary), you may correct information in noncritical blocks of certificates.



Do not allow errors on certificates when the export summary specifically states that the certificates may contain **no** errors.

Never correct information entered in the critical blocks on certificates, unless directed otherwise in the export summary.

Never delete entire entries or use opaque correction fluid or correction tape.

To correct a typographical error in a noncritical block, use a straight line to line-out the incorrect entry. Initial the correction.

EXAMPLE

This is a corrected ~~typography~~ error in a noncritical block.
typographical (*lec*)

When there is evidence an export certificate has been altered by someone **other than** an ACO, in violation of 7CFR353, follow the guidelines for determining the action to take. See [Special Programs • Export Certification Violations](#) on page 5-3-1.

Distribution

Refer to [Distribution of PPQ Form 577](#) on page 3-14-2.

Maintenance

Refer to [Keeping Records](#) on page 3-14-1.

PPQ Form 579, Phytosanitary Certificate for Reexport

PPQ Form 579, Phytosanitary Certificate for Reexport, is an accountable inspection certificate used to certify foreign plants and unprocessed or unmanufactured plant products for reexport. See [Figure 3-8-2](#) on [page 3-8-20](#) for an example of a blank PPQ Form 579.

Purpose

The purpose of PPQ 579 is to certify to the NPPO of the importing country that the foreign origin plants or unprocessed or unmanufactured plant products meet its phytosanitary requirements.

ACOs certify that, based on an original foreign export certificate and/or additional inspections or laboratory tests that the foreign commodity:

- ◆ Has been safeguarded against the risk of infestation or infection while in the U.S.
- ◆ Is considered to conform to the current phytosanitary regulations of the importing country

To decide if an inspection is necessary, refer to [Table 3-8-2](#) on [page 3-8-15](#).

TABLE 3-8-2: Decide Whether to Inspect the Commodity

If the commodity:	Then ACOs:
Has been safeguarded since entering the U.S. and has an export certificate from the country of origin	Do not need to perform an official inspection
Has not been safeguarded since entering the U.S., or if safeguarding cannot be verified	Must perform an official inspection.

In order to ensure that foreign-origin commodities meet the importing country's requirements it is important that the import requirements be available to PPQ. The requirements can be through published plant health legislation and/or by official communication from the NPPO of the importing country.

PPQ **does not** provide the import requirements for commodities from third countries in EXCERPT, therefore, encourage exporters to provide an IP or requirements from the foreign country. If a commodity is certified without knowledge of the import requirements caution exporters that their consignment may **not** meet the importing countries requirements and could be refused entry.



Export Services is currently removing third country import requirements from EXCERPT. The exporter is responsible for providing official communication from the importing country regarding third country import requirements (see [Types of Official Communication](#) on [page C-1-3](#)).



If the import requirements are available and you **cannot** verify that the requirements have been met, **do not** issue PPQ Form 579.

Determining Eligibility for PPQ Form 579

This section discusses which commodities are eligible for certification with a PPQ Form 579. **Only** commodities that have entered U.S. commerce are eligible for certification. Foreign commodities transiting the U.S. are **ineligible** for certification. Refer to [Determining Eligibility for Certification](#) on **page 3-3-1** for a more detailed discussion on the eligibility of commodities for certification.

Commodities That Are Eligible for PPQ 579

The following commodities are eligible for a PPQ Form 579:

- ◆ Blended commodities: Blended commodities are U.S.- and foreign-origin commodities that have been mixed together. If domestic and foreign commodities have been blended to the extent that their identity has been lost, a PPQ Form 579, **not** a PPQ Form 577, **must** be used to certify the consignment. In addition, an inspection **must** be conducted. For blended commodities, both the US and the foreign country of origin **must** be listed on the PPQ 579 as the “Place of Origin.”

EXAMPLE

Wheat grain from the U.S. mixed with wheat grain from Canada is now a blended commodity. The blending can be in any proportion.

- ◆ Foreign origin plants and unprocessed or unmanufactured plant products that are offered for reexport.

Commodities Ineligible for PPQ Form 579

PPQ Form 579 **cannot** be issued for the following:

- ◆ Commodities transiting the U.S. under U.S. Customs’ bond. Transiting shipments should be accompanied by an original, foreign export certificate if certification is required by the destination country.
- ◆ Processed products of foreign origin (see [Completing PPQ Form 578](#) on **page 3-9-1**)
- ◆ Commodities requiring certification relative to conditions that **must** be verified in the originating country and are **not** attested to on a foreign export certificate¹

¹ Export certificates issued by the NPPO of the originating country **must** address these types of issues.

Reviewing Import Requirements

Using EXCERPT, determine the time limits and check for specific ports of entry and other requirements of the importing country. Refer to [Appendix D](#) on page D-1-1 for further information on EXCERPT.

To decide whether to issue PPQ Form 579, refer to [Table 3-8-3](#) on page 3-8-17.

TABLE 3-8-3: Decide Whether to Issue PPQ Form 579

If the exporter:	And:	And:	Then:
Does not have official communication from the NPPO (see Types of Official Communication on page C-1-3)	The commodity is eligible for a PPQ 579	→	<ol style="list-style-type: none"> DO NOT REFUSE certification CAUTION the exporter that the shipment may be refused entry because all phytosanitary requirements may not be met USE one of the following additional declarations as appropriate: <ul style="list-style-type: none"> ◆ The commodity met the entry requirements of the United States ◆ The United States does not require phytosanitary certification as a condition of entry for this commodity (If appropriate)
	The commodity is ineligible for a PPQ 579	→	<ol style="list-style-type: none"> REFUSE to issue PPQ Form 579 EXIT this manual
Has official communication from the NPPO (see Types of Official Communication on page C-1-3)	The commodity is eligible for a PPQ 579	The requirements can be met ¹	<ol style="list-style-type: none"> VERIFY that the commodity was safeguarded² ISSUE PPQ Form 579
		The requirements cannot be met or verified	<ol style="list-style-type: none"> REFUSE to issue PPQ Form 579 EXIT this manual
	The commodity is ineligible for a PPQ 579	→	

1 Refer to [Verifying Compliance with Import Requirements](#) on page 3-8-18.

2 Refer to [Verifying Whether the Consignment Was Safeguarded](#) on page 3-8-19.

Verifying Compliance with Import Requirements

If the exporter provides import requirements through official communication from the NPPO, ACOs **must** determine if the commodity meets those requirements. Unlike domestic-origin commodities, the phytosanitary conditions of a foreign-origin consignment **cannot always** be determined once the commodity is in the U.S.

ACOs need to determine if the import requirements can be met by:

- ◆ Additional declarations (ADs) on an original or certified true copy of a foreign export certificate from the originating country
- ◆ Conducting supplemental inspections
- ◆ Initiating laboratory testings
- ◆ Monitoring or supervising treatments

If an original or certified true copy of a foreign export certificate is present it can be used to confirm that specific phytosanitary requirements were met in the originating country.

The following types of requirements **must** be attested to on a foreign export certificate because they **cannot** be confirmed once the consignment is in the U.S.:

- ◆ Active growth field inspection
- ◆ Area freedom or production area freedom
- ◆ Growing season and field inspections
- ◆ Pest conditions in the originating country
- ◆ Virus indexing, etc.

ACOs **must** record the results of any supplemental phytosanitary inspection, testing, and/or treatments conducted in the U.S. on PPQ Form 579. Such supplemental inspection, testing, or treatment carried out for the purpose of providing export certification for a foreign origin commodity **must** be tailored to the known import requirements of the intended receiving country.

Only supplemental laboratory testing, visual inspections and treatments may be conducted in the U.S. Supplemental phytosanitary inspections of foreign-origin products **must** be officially conducted by ACOs. Laboratory testing, indexing, etc., **must** be accomplished by Federal, State, or accredited university laboratories approved by PPQ.

EXAMPLE

The import requirements for the third country that can be verified by an ACO: The import requirements for a commodity originating from India requires the following AD: “The shipment is free of Khapra beetle.”

In this case, if an export certificate issued by the NPPO of India is **not** available or is available but **does not** contain the AD, ACOs can conduct an inspection and, if appropriate, include the required AD on the PPQ 579. In this case, the AD can be attested to because a visual inspection is sufficient to determine that the commodity is free of Khapra beetle. Whether the commodity was inspected in India for this pest is irrelevant because the pest status can be confirmed by an ACO.

This would hold true for other types of pests as long as pest status confirmation can be confirmed by the ACO. ACOs **must** determine whether an inspection, laboratory test, etc. can be conducted in the U.S. If the requirements for the originating country include laboratory analysis which is **not** on the foreign export certificate, you can include the AD for laboratory requirements if the analysis was conducted by an authorized laboratory in the U.S.

EXAMPLE

The import requirements for the third country **cannot** be verified by an ACO: The import requirements for a commodity originating from India requires the following AD: “The shipment originates from an area free of citrus canker.”

In this case, if an export certificate issued by the NPPO of India is **not** available or is available but **does not** contain the AD, ACOs **cannot** verify the commodity originated from an area free of citrus canker. The required AD **cannot** be provided in this case and therefore, the commodity **cannot** be certified.

Verifying Whether the Consignment Was Safeguarded

ACOs **must** determine if the commodity was:

- ◆ Kept under suitable safeguards to prevent the risk of infestation or infection while in the U.S.
- ◆ Segregated and its identity maintained



Make the determination by using your knowledge of and experience with the exporting company, the supporting documents, and the commodities being exported.

If the commodity was **not** segregated and safeguarded, the commodity **must** be inspected in order to issue a PPQ 579.

General Procedures: Completing PPQ Forms 577 and 579
 PPQ Form 579, Phytosanitary Certificate for Reexport

Example

No phytosanitary certificate can be issued until an application is completed (7 CFR 353) See reverse for additional OMB information. FORM APPROVED OMB NO. 0579-0052

UNITED STATES DEPARTMENT OF AGRICULTURE ANIMAL AND PLANT HEALTH INSPECTION SERVICE PLANT PROTECTION AND QUARANTINE PHYTOSANITARY CERTIFICATE FOR REEXPORT		FOR OFFICIAL USE ONLY PLACE OF ISSUE <div style="font-size: 2em; font-weight: bold; text-align: center;">SAMPLE</div>		
TO: THE PLANT PROTECTION ORGANIZATION(S) OF		NO. <div style="font-size: 1.5em; font-weight: bold; text-align: center;">FPC XXXXXXXX -R</div>		
CERTIFICATION				
This is to certify that the plants or plant products described below were imported into the United States from (Country of origin) _____ covered by Phytosanitary Certificate _____ <input type="checkbox"/> original <input type="checkbox"/> certified true copy of which is attached to this certificate. That they are <input type="checkbox"/> packed <input type="checkbox"/> repacked <input type="checkbox"/> in original <input type="checkbox"/> in new containers, that based on the <input type="checkbox"/> original Phytosanitary Certificate <input type="checkbox"/> and additional inspection, they are considered to conform with the current phytosanitary regulations of the importing country, and that during storage in the United States, the consignment has not been subjected to the risk of infestation or infection.				
DISINFESTATION AND/OR DISINFECTION TREATMENT				
1. DATE	2. TREATMENT			
3. CHEMICAL (active ingredient)	4. DURATION AND TEMPERATURE			
5. CONCENTRATION	6. ADDITIONAL INFORMATION			
DESCRIPTION OF THE CONSIGNMENT				
7. NAME AND ADDRESS OF THE EXPORTER		8. DECLARED NAME AND ADDRESS OF THE CONSIGNEE		
SAMPLE		SAMPLE		
9. NAME OF PRODUCE AND QUANTITY DECLARED		10. BOTANICAL NAME OF PLANTS		
SAMPLE		SAMPLE		
11. NUMBER AND DESCRIPTION OF PACKAGES		12. DISTINGUISHING MARKS		
SAMPLE		SAMPLE		
13. PLACE OF ORIGIN		14. DECLARED MEANS OF CONVEYANCE		
		15. DECLARED POINT OF ENTRY		
WARNING: Any alteration, forgery, or unauthorized use of this phytosanitary certificate is subject to civil penalties of up to \$250,000 (7 U.S.C. Section 7734(b)) or punishable by a fine of not more than \$10,000, or imprisonment of not more than 5 years, or both (18 U.S.C. Section 1001).				
ADDITIONAL DECLARATION				
SAMPLE		SAMPLE		
				
16. DATE ISSUED	17. NAME OF AUTHORIZED OFFICER (Type or Print)		18. SIGNATURE OF AUTHORIZED OFFICER	
	SAMPLE			
No liability shall attach to the United States Department of Agriculture or to any officer or representative of the Department with respect to this certificate.				

PPQ FORM 579 FEB 2001 Previous editions are obsolete after 6/30/01 PART 1 - SHIPPER'S ORIGINAL

FIGURE 3-8-2: Example of PPQ Form 579, Phytosanitary Certificate for Reexport (blank)

Completion

See [Table 3-8-4](#) on [page 3-8-21](#) for specific instructions, techniques, and examples about how to complete PPQ Form 579.



Important


Prepare all export certificates in English. They can be handwritten or typed unless specified otherwise in an Export Summary. Handwritten certificates **must** be legible and **must** be written using upper case (capital) letters. Some foreign countries will **not** accept certificates with alterations, errors, or erasures. See [Example](#) on [page 3-8-3](#).



Important


To certify Canadian produced seed using PPQ Form 579, refer to [Certifying Canadian Produced Seed, Option 2](#) on [page 4-5-16](#).

TABLE 3-8-4: Instructions to Complete PPQ Form 579, Phytosanitary Certificate for Reexport

If the block is:	Then follow these instructions to complete PPQ Form 579:
TO: THE PLANT PROTECTION ORGANIZATION(S) OF	ENTER the approved name of the foreign country as listed in Appendix F  Important <div style="border: 1px solid #ccc; padding: 5px; background-color: #e6f2e6;"> The country name entered in this block must be the same as the country identified in <i>Block 8, Declared Address of the Consignee</i>. </div>
PLACE OF ISSUE	<ul style="list-style-type: none"> ◆ ENTER the complete name of the city and State of the issuing office; do not abbreviate ◆ Each PPQ 579 can only be prepared by the issuing office accountable for that certificate ◆ VERIFY the correct issuing office is listed for prepaid PPQ 579s (this block must already be completed when presented for issuance.)


CONTINUE to the CERTIFICATION block on the next page.

TABLE 3-8-4: Instructions to Complete PPQ Form 579, Phytosanitary Certificate for Reexport (continued)

If the block is:	Then follow these instructions to complete PPQ Form 579:						
CERTIFICATION	<ul style="list-style-type: none"> ◆ ENTER the name of the foreign country from which the commodity originated from; more than one country can be listed for each commodity ◆ ENTER the number of the foreign export certificate, if available, and check whether the certificate is an original or certified true copy. USE the decision table below to determine what to enter in this space <table border="1" data-bbox="691 598 1406 1182" style="width: 100%; border-collapse: collapse;"> <thead> <tr> <th data-bbox="691 598 932 646">If the exporter:</th> <th data-bbox="932 598 1406 646">Then:</th> </tr> </thead> <tbody> <tr> <td data-bbox="691 646 932 995">Has the original, a true copy, or a photocopy of the foreign certificate</td> <td data-bbox="932 646 1406 995"> <ol style="list-style-type: none"> 1. ENTER the number of the foreign certificate 2. CHECK whether the certificate is the original or a certified true copy 3. STAMP the foreign phytosanitary certificate with an ink stamp that references your affiliation (“USDA,” “County of _____,” or “State of _____” 4. SIGN and DATE the foreign phytosanitary certificate next to your stamp </td> </tr> <tr> <td data-bbox="691 995 932 1182">Does not have a foreign certificate (only for non propagative plant products to other than Canada)</td> <td data-bbox="932 995 1406 1182">ENTER “none” in the space to the right of the words “covered by Phytosanitary Certificate _____”</td> </tr> </tbody> </table> <ul style="list-style-type: none"> ◆ CHECK whether the commodity is packed in the original containers or was repacked in new containers ◆ CHECK whether the conformance with the current phytosanitary requirements of the importing foreign country are based on the original (or certified true copy) of the foreign export certificate and/or based on additional (supplemental) inspection <div data-bbox="711 1493 818 1612" style="text-align: center; margin-top: 20px;">  <p>Important</p> </div> <div data-bbox="846 1482 1398 1667" style="background-color: #e0f2f1; padding: 10px; margin-top: 20px;"> <p>If the third country import requirements are not presented, you may still issue PPQ Form 579 according to existing procedures, but caution exporters that their shipment may be rejected if it does not meet the importing country’s phytosanitary requirements.</p> </div>	If the exporter:	Then:	Has the original, a true copy, or a photocopy of the foreign certificate	<ol style="list-style-type: none"> 1. ENTER the number of the foreign certificate 2. CHECK whether the certificate is the original or a certified true copy 3. STAMP the foreign phytosanitary certificate with an ink stamp that references your affiliation (“USDA,” “County of _____,” or “State of _____” 4. SIGN and DATE the foreign phytosanitary certificate next to your stamp 	Does not have a foreign certificate (only for non propagative plant products to other than Canada)	ENTER “none” in the space to the right of the words “covered by Phytosanitary Certificate _____”
If the exporter:	Then:						
Has the original, a true copy, or a photocopy of the foreign certificate	<ol style="list-style-type: none"> 1. ENTER the number of the foreign certificate 2. CHECK whether the certificate is the original or a certified true copy 3. STAMP the foreign phytosanitary certificate with an ink stamp that references your affiliation (“USDA,” “County of _____,” or “State of _____” 4. SIGN and DATE the foreign phytosanitary certificate next to your stamp 						
Does not have a foreign certificate (only for non propagative plant products to other than Canada)	ENTER “none” in the space to the right of the words “covered by Phytosanitary Certificate _____”						



CONTINUE to the DISINFESTATION/OR DISINFECTION TREATMENT block on the next page.

TABLE 3-8-4: Instructions to Complete PPQ Form 579, Phytosanitary Certificate for Reexport (continued)

If the block is:	Then follow these instructions to complete PPQ Form 579:								
DISINFESTATION AND/OR DISINFECTION TREATMENT									
 Important	<p>Complete this section only if an acceptable treatment was conducted, which includes label information for treated seeds.</p> <p>Complete all blocks in this section.</p>								
<p>If no acceptable treatment was conducted, LINE OUT the unused space and continue on to the DESCRIPTION OF CONSIGNMENT. The following example shows lining out the treatment section by drawing two diagonal lines from left to right, recognizing that as information technology advances there are other acceptable methods of lining out, such as using horizontal lines or symbols</p>									
<table border="1" style="width: 100%; border-collapse: collapse;"> <thead> <tr> <th colspan="2" style="text-align: center;">DISINFESTATION AND/OR DISINFECTION TREATMENT</th> </tr> </thead> <tbody> <tr> <td style="width: 50%;">1. DATE</td> <td style="width: 50%;">2. TREATMENT</td> </tr> <tr> <td>3. CHEMICAL (<i>active ingredient</i>)</td> <td>4. DURATION AND TEMPERATURE</td> </tr> <tr> <td>5. CONCENTRATION</td> <td>6. ADDITIONAL INFORMATION</td> </tr> </tbody> </table> <p style="text-align: center;">DESCRIPTION OF THE CONSIGNMENT</p>		DISINFESTATION AND/OR DISINFECTION TREATMENT		1. DATE	2. TREATMENT	3. CHEMICAL (<i>active ingredient</i>)	4. DURATION AND TEMPERATURE	5. CONCENTRATION	6. ADDITIONAL INFORMATION
DISINFESTATION AND/OR DISINFECTION TREATMENT									
1. DATE	2. TREATMENT								
3. CHEMICAL (<i>active ingredient</i>)	4. DURATION AND TEMPERATURE								
5. CONCENTRATION	6. ADDITIONAL INFORMATION								
1. DATES	<ul style="list-style-type: none"> ◆ ENTER the actual date of the treatment. ◆ ENTER date in correct order (month, day, year); never use European format ◆ SPELL OUT the month (February 15, 2007); never use numbers for the month and never abbreviate the month 								
2. TREATMENT	ENTER the full description of the treatment, e.g., fumigation, cold treatment, dip, spray (do not use abbreviations or partial terms such as T101)								
3. CHEMICAL (<i>active ingredient</i>)	ENTER the name of the active ingredient								
4. DURATION AND TEMPERATURE	ENTER the duration of the treatment and temperature, if applicable (use of internationally recognized scientific abbreviations such as C for Celsius and F for Fahrenheit is acceptable)								
5. CONCENTRATION	ENTER the concentration of chemicals (use of internationally recognized scientific abbreviations, e.g., 32 g/m ³ , 2 lb./1000 ft ³ , 100 mm Hg is acceptable)								
6. ADDITIONAL INFORMATION	ENTER information that further identifies the treatment (such as dip, slurry, dusted, sprayed)								
DESCRIPTION OF CONSIGNMENT									


CONTINUE to Block 7. NAME AND ADDRESS OF THE EXPORTER on the next page.

TABLE 3-8-4: Instructions to Complete PPQ Form 579, Phytosanitary Certificate for Reexport (continued)

If the block is:	Then follow these instructions to complete PPQ Form 579:
7. NAME AND ADDRESS OF THE EXPORTER	<ul style="list-style-type: none"> ◆ ENTER the complete name and address of the exporter (street or Post Office Box, city, State) ◆ SPELL OUT names of cities and States (do not abbreviate) ◆ ENTER only the physical address of the exporter in this block. Do not include other information such as birth dates, tax identification numbers, letter of credit information, or other information not related to the address descriptor. <div style="display: flex; align-items: center; margin-top: 10px;">  <div style="border: 1px solid black; padding: 5px; background-color: #e0f2f1;"> <p>Important</p> <p>Exporter's address must be in the U.S. or a U.S. territory or commonwealth, which includes American Samoa, Guam, Northern Mariana Islands, Puerto Rico, and U.S. Virgin Islands.</p> <p>Do not include phone or FAX numbers.</p> <p>Never enter more than one exporter's name and/or address.</p> <p>Do not use statements such as "In-care-of" (c/o), "Attention to," "Agent for," or "Notify."</p> </div> </div>
8. DECLARED NAME AND ADDRESS OF THE CONSIGNEE	<ul style="list-style-type: none"> ◆ ENTER the complete name and address of the consignee (person or company taking delivery of the commodity); at a minimum, include a name, city, and the approved country name (see Table F-1-2 on page F-1-2) ◆ SPELL OUT names of cities and countries (do not abbreviate) ◆ ENTER only the physical address of the consignee in this block. Do not include other information such as birth dates, tax identification numbers, letter of credit information, or other information not related to the address descriptor. <div style="display: flex; align-items: center; margin-top: 10px;">  <div style="border: 1px solid black; padding: 5px; background-color: #e0f2f1;"> <p>Important</p> <p>Never enter more than one consignee's name and address.</p> <p>Do not include phone or FAX numbers.</p> <p>Do not use statements such as "In-care-of" (c/o), "Attention to," "Agent for," or "Notify."</p> <p>Consignee's address must be in the country listed in the block "TO: THE PLANT PROTECTION ORGANIZATION(S) OF."</p> </div> </div>



CONTINUE to Block 9. NAME OF PRODUCE AND QUANTITY DECLARED on the next page.

TABLE 3-8-4: Instructions to Complete PPQ Form 579, Phytosanitary Certificate for Reexport (continued)

If the block is:	Then follow these instructions to complete PPQ Form 579:												
9. NAME OF PRODUCE AND QUANTITY DECLARED	<div style="display: flex; align-items: flex-start;"> <div style="margin-right: 20px;">  <p>Important</p> </div> <div style="background-color: #e0f2f1; padding: 5px; border: 1px solid #ccc;"> <p>This is a critical block; never correct information unless directed otherwise in the export summary.</p> </div> </div> <p>◆ ENTER the common name of the commodity for precise identification; see the following table for additional instructions</p> <table border="1" style="width: 100%; border-collapse: collapse;"> <thead> <tr> <th data-bbox="724 646 943 699">If the produce is:</th> <th data-bbox="943 646 1466 699">Then:</th> </tr> </thead> <tbody> <tr> <td data-bbox="724 699 943 766">Beans for consumption</td> <td data-bbox="943 699 1466 766">Enter fresh or dried beans</td> </tr> <tr> <td data-bbox="724 766 943 833">Seeds for animal feed</td> <td data-bbox="943 766 1466 833">Enter the specific grain (such as oats or corn)</td> </tr> <tr> <td data-bbox="724 833 943 900">Seeds for planting</td> <td data-bbox="943 833 1466 900">Enter seeds</td> </tr> <tr> <td data-bbox="724 900 943 968">Seeds for human consumption</td> <td data-bbox="943 900 1466 968">Enter grain</td> </tr> <tr> <td data-bbox="724 968 943 1262">Propagative articles other than seeds</td> <td data-bbox="943 968 1466 1262"> List the number of each different propagative article followed by its name; see the example below <div style="display: flex; align-items: flex-start;"> <div style="margin-right: 10px;">EXAMPLE</div> <div style="background-color: #e0f2f1; padding: 5px; border: 1px solid #ccc;"> Enter 600 anemone bulbs for 3 cartons each containing 200 anemone bulbs. Enter the weight for bulk shipments to better describe the articles. </div> </div> </td> </tr> </tbody> </table> <p>◆ SPELL OUT abbreviations</p> <div style="display: flex; align-items: flex-start;"> <div style="margin-right: 20px;">EXAMPLE</div> <div style="background-color: #e0f2f1; padding: 5px; border: 1px solid #ccc;"> The abbreviation “lbs” is spelled out as pounds. </div> </div> <p>◆ DO NOT LIST or refer to any of the following:</p> <ul style="list-style-type: none"> ❖ Grades ❖ Intended uses ❖ Other commercial terms ❖ Sizes ❖ Trade names <p>◆ If there is not enough space to list all entries, fill out PPQ Form 576 (refer to Attachment Sheets for PPQ Form 577 or 579 on page 3-10-1)</p> <p>◆ LINE OUT unused space, recognizing that as information technology advances there are other acceptable methods of lining out, such as using horizontal lines or symbols. White space must be sufficiently lined out so that information cannot be added to the certificate.</p>	If the produce is:	Then:	Beans for consumption	Enter fresh or dried beans	Seeds for animal feed	Enter the specific grain (such as oats or corn)	Seeds for planting	Enter seeds	Seeds for human consumption	Enter grain	Propagative articles other than seeds	List the number of each different propagative article followed by its name; see the example below <div style="display: flex; align-items: flex-start;"> <div style="margin-right: 10px;">EXAMPLE</div> <div style="background-color: #e0f2f1; padding: 5px; border: 1px solid #ccc;"> Enter 600 anemone bulbs for 3 cartons each containing 200 anemone bulbs. Enter the weight for bulk shipments to better describe the articles. </div> </div>
If the produce is:	Then:												
Beans for consumption	Enter fresh or dried beans												
Seeds for animal feed	Enter the specific grain (such as oats or corn)												
Seeds for planting	Enter seeds												
Seeds for human consumption	Enter grain												
Propagative articles other than seeds	List the number of each different propagative article followed by its name; see the example below <div style="display: flex; align-items: flex-start;"> <div style="margin-right: 10px;">EXAMPLE</div> <div style="background-color: #e0f2f1; padding: 5px; border: 1px solid #ccc;"> Enter 600 anemone bulbs for 3 cartons each containing 200 anemone bulbs. Enter the weight for bulk shipments to better describe the articles. </div> </div>												



CONTINUE to Block 10. BOTANICAL NAME OF PLANTS on the next page.

TABLE 3-8-4: Instructions to Complete PPQ Form 579, Phytosanitary Certificate for Reexport (continued)

If the block is:	Then follow these instructions to complete PPQ Form 579:
10. BOTANICAL NAME OF PLANTS	<div style="display: flex; align-items: flex-start;"> <div style="margin-right: 20px;">  <p>Important</p> </div> <div style="background-color: #e0f2f1; padding: 10px; border: 1px solid #ccc;"> <p>This is a critical block; never correct information unless directed otherwise in the export summary.</p> <p>NEVER IDENTIFY a commodity to a level below the species classification (e.g., variety, cultivar), unless listed and required as such in an export summary.</p> </div> </div> <ul style="list-style-type: none"> ◆ ENTER the botanical name, including genus and specific epithet (species classification) ◆ Botanical names are mandatory for all commodities. Information inserted here should identify commodities using accepted botanical names at least to genus level but preferably to species level. ◆ Exporters are responsible for providing the botanical name ◆ ACOs must verify the botanical name to the best of their ability ◆ If there is not enough space to list all entries, fill out PPQ Form 576 (refer to Attachment Sheets for PPQ Form 577 or 579 on page 3-10-1) ◆ LINE OUT unused space, recognizing that as information technology advances there are other acceptable methods of lining out, such as using horizontal lines or symbols. White space must be sufficiently lined out so that information cannot be added to the certificate.
11. NUMBER AND DESCRIPTION OF PACKAGES	<div style="display: flex; align-items: flex-start;"> <div style="margin-right: 20px;">  <p>Important</p> </div> <div style="background-color: #e0f2f1; padding: 10px; border: 1px solid #ccc;"> <p>This is a critical block; never correct information unless directed otherwise in the export summary.</p> </div> </div> <ul style="list-style-type: none"> ◆ INCLUDE sufficient detail in this section to enable the NPPO of the importing country to identify the consignment and its component parts, and verify their size if necessary. Container numbers and/or railcar numbers are a valid addition to the description of the packages and may be included here, if known <div style="background-color: #e0f2f1; padding: 10px; border: 1px solid #ccc; margin-top: 10px;"> <p>EXAMPLE</p> <ul style="list-style-type: none"> 50 wooden crates 150 cardboard cartons 500 burlap bags </div> <ul style="list-style-type: none"> ◆ For bulk shipments, ENTER “In Bulk” ◆ If there is not enough space to list all entries, fill out PPQ Form 576 (refer to Attachment Sheets for PPQ Form 577 or 579 on page 3-10-1) ◆ LINE OUT unused space, recognizing that as information technology advances there are other acceptable methods of lining out, such as using horizontal lines or symbols. White space must be sufficiently lined out so that information cannot be added to the certificate.



CONTINUE to Block 12. DISTINGUISHING MARKS on the next page.

TABLE 3-8-4: Instructions to Complete PPQ Form 579, Phytosanitary Certificate for Reexport (continued)

If the block is:	Then follow these instructions to complete PPQ Form 579:
<p>12. DISTINGUISHING MARKS</p>	<div style="display: flex; align-items: flex-start;"> <div style="margin-right: 20px;">  <p>Important</p> </div> <div style="background-color: #e0f2f1; padding: 10px; border: 1px solid #ccc;"> <p>This is a critical block; never correct information unless directed otherwise in the export summary.</p> <p>Never enter “As Addressed” and “As Marked.”</p> </div> </div> <ul style="list-style-type: none"> ◆ ENTER the markings exactly as they appear on the containers, cartons, bags, bales, boxes, products, truck licenses, or railway cars. A Letter of Credit (LC) number may be included when the packaging is clearly marked with the LC number. ◆ If entered by the exporter or established after inspection, visually verify information entered in Block 12 using a supporting document such as the bill of lading ◆ If there are no distinguishing marks, ENTER “NONE” ◆ If there is not enough space to list all entries, fill out PPQ Form 576 (refer to Attachment Sheets for PPQ Form 577 or 579 on page 3-10-1) ◆ LINE OUT unused space, recognizing that as information technology advances there are other acceptable methods of lining out, such as using horizontal lines or symbols. White space must be sufficiently lined out so that information cannot be added to the certificate.
<p>13. PLACE OF ORIGIN</p>	<ul style="list-style-type: none"> ◆ ENTER the name of the country of origin; do not abbreviate ◆ For blended commodities list all countries of origin, including the U.S., if appropriate ◆ If multiple commodities from multiple origins, distinguish which commodity is from which country ◆ If there is not enough space to list all entries, fill out PPQ Form 576 (refer to Attachment Sheets for PPQ Form 577 or 579 on page 3-10-1) ◆ LINE OUT unused space, recognizing that as information technology advances there are other acceptable methods of lining out, such as using horizontal lines or symbols. White space must be sufficiently lined out so that information cannot be added to the certificate. <div style="display: flex; align-items: flex-start; margin-top: 20px;"> <div style="margin-right: 20px;">  <p>Important</p> </div> <div style="background-color: #e0f2f1; padding: 10px; border: 1px solid #ccc;"> <p>ACOs can require whatever document is necessary to verify origin.</p> <p>Never leave blank. If further refinements are not required by the importing country’s phytosanitary regulations, WRITE “United States of America” or “USA.,” if appropriate</p> </div> </div>


CONTINUE to Block 14. DECLARED MEANS OF CONVEYANCE on the next page.

TABLE 3-8-4: Instructions to Complete PPQ Form 579, Phytosanitary Certificate for Reexport (continued)

If the block is:	Then follow these instructions to complete PPQ Form 579:
14. DECLARED MEANS OF CONVEYANCE	<ul style="list-style-type: none"> ◆ ENTER the name of the airline, rail line, truck line, or vessel ◆ ADD “or substitute” after a vessel’s name (acceptable) ◆ If the specific name of means of conveyance is unknown, ENTER as appropriate, “airfreight,” “ocean vessel,” “railroad,” or “truck line” ◆ If mail shipments, ENTER “air mail,” “surface mail,” “express mail,” or the carrier’s name <div style="display: flex; align-items: center; margin-top: 10px;">  <div style="background-color: #e0f2f1; padding: 5px; border: 1px solid #c8e6c9;"> <p>Never enter “Unknown.”</p> <p>Never leave blank.</p> </div> </div> <p>Important</p>
15. DECLARED POINT OF ENTRY	<ul style="list-style-type: none"> ◆ ENTER the point of entry declared by the exporter. This is the first point of entry in the destination country. ◆ CHECK the export summary to see if the declared point of entry is authorized; if the point of entry is not authorized WARN the exporter that the shipment may be delayed or refused entry <div style="display: flex; align-items: center; margin-top: 10px;">  <div style="background-color: #e0f2f1; padding: 5px; border: 1px solid #c8e6c9;"> <p>Never enter “Unknown.”</p> </div> </div> <p>Important</p> <ul style="list-style-type: none"> ◆ ENTER the approved country name if the point of entry is unknown. In PCIT this is done automatically if the point of entry block is left blank. ◆ ENTER the point of entry for the final destination in cases where the consignment only transits through another country; you may include multiple transit points if they are required by the transiting countries and the consignment physically transits those points ◆ SPELL OUT names of cities (preferred)


CONTINUE to the AD Block on the next page.

TABLE 3-8-4: Instructions to Complete PPQ Form 579, Phytosanitary Certificate for Reexport (continued)

If the block is:	Then follow these instructions to complete PPQ Form 579:		
AD (See also Additional Declarations (ADs) on page 2-1-2 and Additional Declaration (AD) Pullout Sheet on page B-1-1)	If the import requirements are:	And the required condition:	Then:
	Known (provided by the exporter via official communication or in EXCERPT)	Can be based on a foreign export certificate	<ul style="list-style-type: none"> ◆ ENTER no AD if an import permit is not presented ◆ ENTER “Import Permit No. _____ presented” if applicable
		Can be based on phytosanitary actions taken in the U.S.	<ul style="list-style-type: none"> ◆ RECORD the results of supplemental phytosanitary inspection, testing, or treatment (see Table 3-5-11 on page 3-5-17) ◆ ENTER no AD if an import permit is not presented ◆ ENTER “Import Permit No. _____ presented” if applicable ◆ ENTER AD(s) if required by the importing country based on actions taken in U.S.
		Cannot be based on foreign export certificate or phytosanitary actions taken in the U.S.	REFUSE to issue a PPQ 579
Unknown (not provided by the exporter via official communication or in EXCERPT)		ENTER only the following ADs: <ul style="list-style-type: none"> ◆ “The commodity met the entry requirements of the United States.” ◆ “The United States does not require phytosanitary certification as a condition of entry for this commodity.” (if appropriate) 	


CONTINUE to the AD (continued) Block on the next page.

TABLE 3-8-4: Instructions to Complete PPQ Form 579, Phytosanitary Certificate for Reexport (continued)

If the block is:	Then follow these instructions to complete PPQ Form 579:
AD (continued) (See also Additional Declarations (ADs) on page 2-1-2)	<div style="text-align: center;">  <p>Important</p> </div> <div style="background-color: #e0f2f1; padding: 5px; margin: 5px 0;"> <p>This is a critical block; never correct information unless directed otherwise in the export summary.</p> </div> <ul style="list-style-type: none"> ◆ RECORD only those ADs required by the importing country in the export summary, on official communication from the NPPO (e.g. IP), or by the XPM ◆ USE English only, except for botanical names of plants, plant products, plant pests, or plant diseases ◆ Do not record ADs already on the original foreign certificate ◆ If there is not enough space to list all entries, fill out PPQ Form 576 (refer to Attachment Sheets for PPQ Form 577 or 579 on page 3-10-1) ◆ LINE OUT unused space, recognizing that as information technology advances there are other acceptable methods of lining out, such as using horizontal lines or symbols. White space must be sufficiently lined out so that information cannot be added to the certificate. <p style="text-align: center;">Example 1</p> <div style="border: 1px solid black; padding: 5px; margin: 5px 0;"> <p style="text-align: center; font-size: small;">ADDITIONAL DECLARATION</p> <p style="font-size: x-small;">The cotton in this shipment originated from areas free from the pink bollworm, <i>Pectinophora gossypiella</i>. The cotton bales in this shipment were compressed at a minimum of 28 pounds per cubic foot.</p> </div> <p style="text-align: center;">Example 2</p> <div style="border: 1px solid black; padding: 5px; margin: 5px 0;"> <p style="text-align: center; font-size: small;">ADDITIONAL DECLARATION</p> <p style="font-size: x-small;">[This area is lined out with a diagonal line.]</p> </div>
16. DATE ISSUED	<ul style="list-style-type: none"> ◆ ENTER the date the certificate is signed by an ACO (in contrast to the date of inspection recorded in the HEADING). Do not pre or post date. ◆ ENTER date in correct order (month, day, year); never use European format ◆ SPELL OUT the month (February 15, 2007); never use numbers for the month; never abbreviate the year

CONTINUE to Block 17. NAME OF AUTHORIZED OFFICER on the next page.

TABLE 3-8-4: Instructions to Complete PPQ Form 579, Phytosanitary Certificate for Reexport (continued)

If the block is:	Then follow these instructions to complete PPQ Form 579:
17. NAME OF AUTHORIZED OFFICER (<i>Type or Print</i>)	TYPE or PRINT the full name of the ACO who will sign the certificate  Important <div style="background-color: #e0f2f1; padding: 5px;"> DO NOT ADD titles. Use all capital letters if handwritten. </div>
18. SIGNATURE OF AUTHORIZED OFFICER	<ul style="list-style-type: none"> ◆ SIGN your name; only ACOs can authenticate certificates; stamped signatures are not permitted ◆ Only one original signature is authorized

Attachment Sheets

Use PPQ Form 576, Attachment Sheet for Phytosanitary Certificate or Phytosanitary Certificate for Reexport when there is insufficient space on PPQ Form 579.



PPQ Form 576 can **only** be used with a Phytosanitary Certificate (PPQ Form 577) or Phytosanitary Certificate for Reexport (PPQ Form 579).

PCIT generates additional pages as necessary and **does not** generate a PPQ Form 576.

Corrections

If acceptable by the foreign country (see the definition of each certificate in the export summary), you may correct information in noncritical blocks of certificates.



Do not allow errors on certificates when the export summary specifically states that the certificates may contain **no** errors.

Never correct information entered in the critical blocks on certificates, unless directed otherwise in the export summary.

Never delete entire entries or use opaque correction fluid or correction tape.

To correct a typographical error in a noncritical block, use a straight line to line-out the incorrect entry. Initial the correction.

EXAMPLE

This is a corrected ~~typography~~ error in a noncritical block.
 typographical (*lec*)

When there is evidence an export certificate has been altered by someone **other than** an ACO, in violation of 7CFR353, follow the guidelines for determining the action to take. See [Special Programs • Export Certification Violations](#) on page 5-3-1.

Distribution

Refer to *Distribution of PPQ Form 579* on page 3-14-4.

Maintenance

Refer to *Issuing Office* on page 3-14-1.