

Connecticut

Department of Justice
Bureau of Alcohol, Tobacco,
Firearms and Explosives
 Office of Strategic Intelligence and Information
 Data Source: Firearms Tracing System

January 1, 2007 – December 31, 2007



ATF Firearms Trace Data Disclaimer

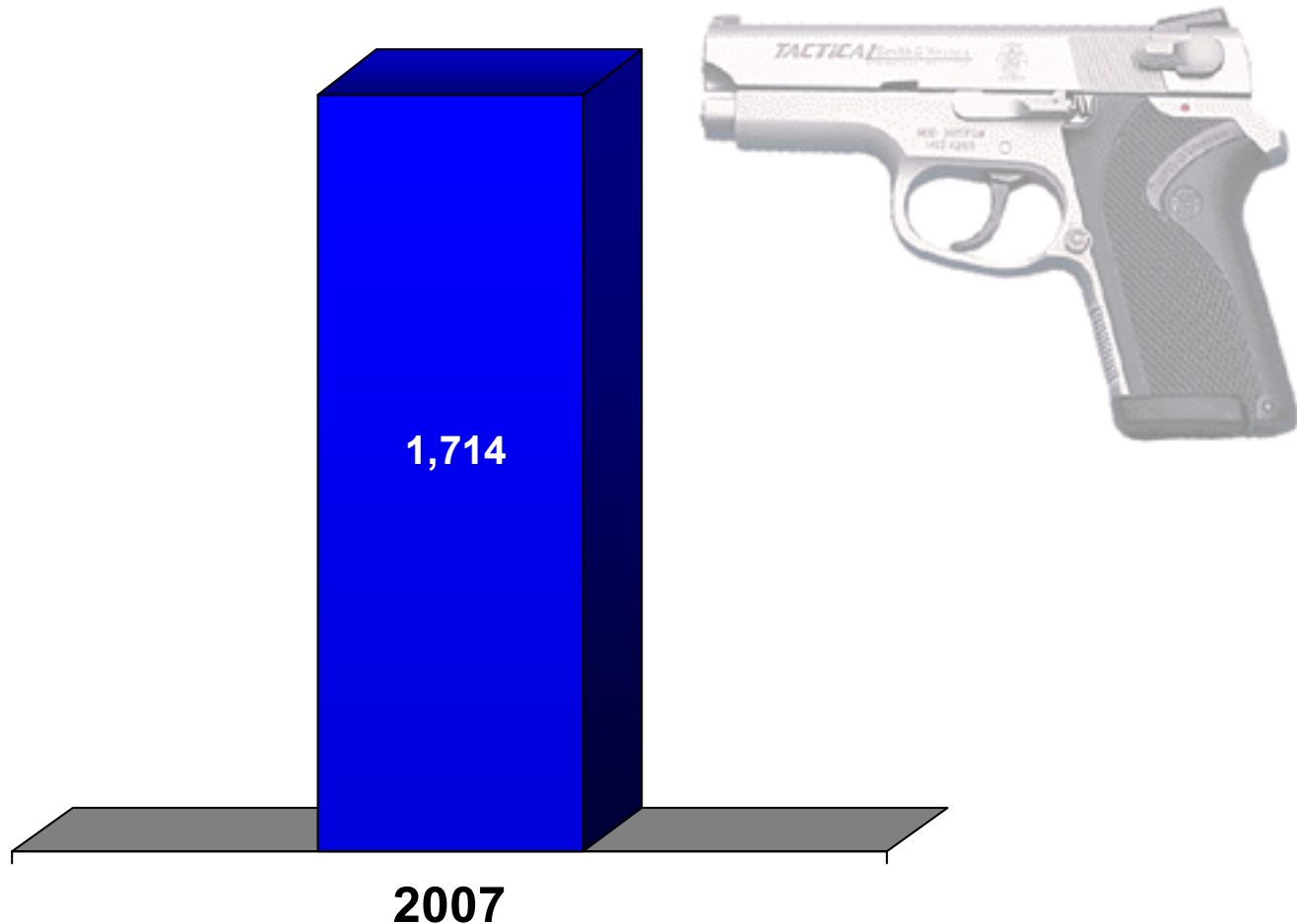


Public L. No. 110-161, Consolidated Appropriations Act of 2008, Sec. 518

(1) Firearm traces are designed to assist law enforcement authorities in conducting investigations by tracking the sale and possession of specific firearms. Law enforcement agencies may request firearms traces for any reason, and those reasons are not necessarily reported to the Federal Government. Not all firearms used in crime are traced and not all firearms traced are used in crime.

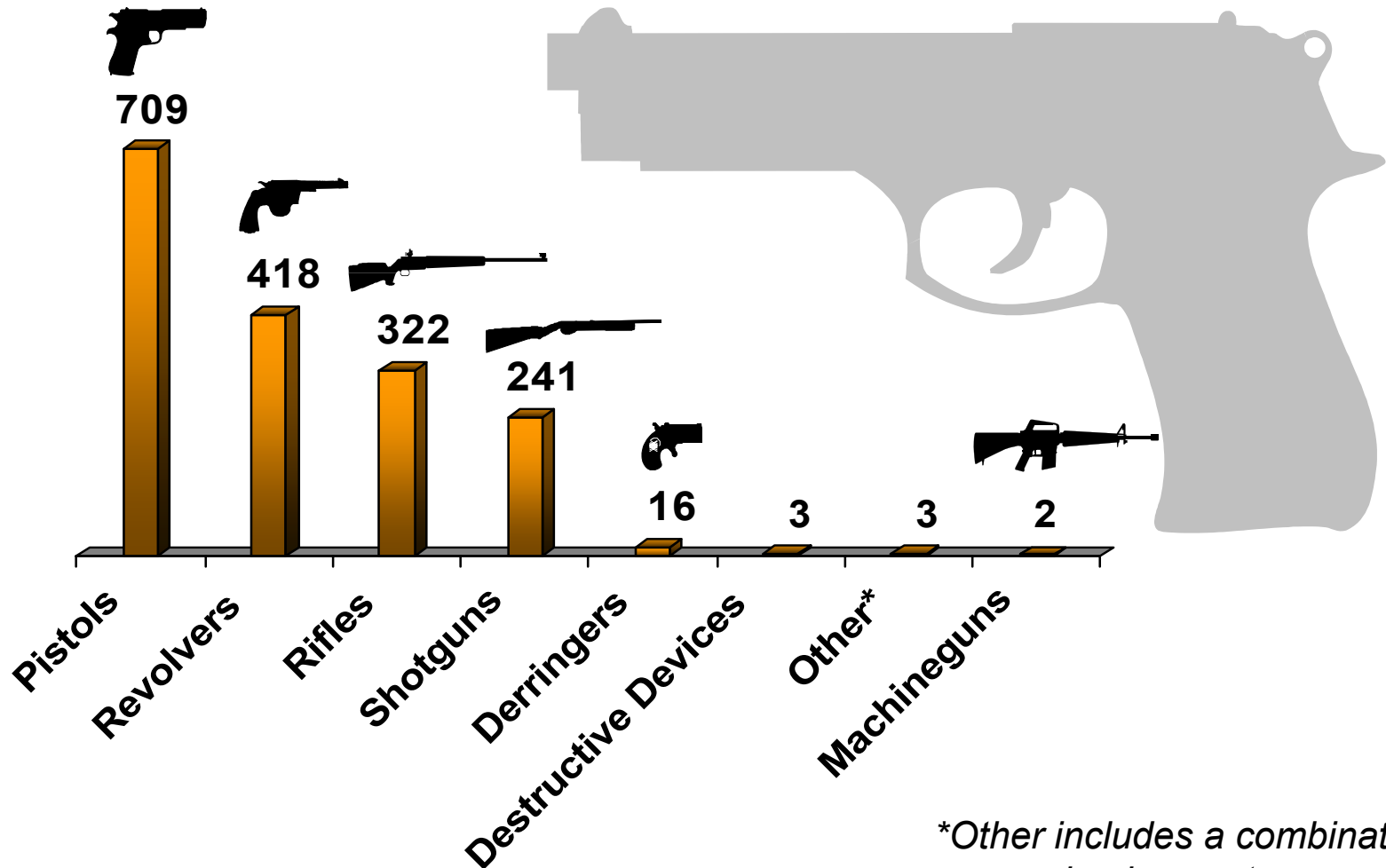
(2) Firearms selected for tracing are not chosen for purposes of determining which types, makes or models of firearms are used for illicit purposes. The firearms selected do not constitute a random sample and should not be considered representative of the larger universe of all firearms used by criminals, or any subset of that universe. Firearms are normally traced to the first retail seller, and sources reported for firearms traced do not necessarily represent the sources or methods by which firearms in general are acquired for use in crime.

Total Number of Firearms Recovered and Traced in Connecticut by Calendar Year



Firearm Types with a Connecticut Recovery

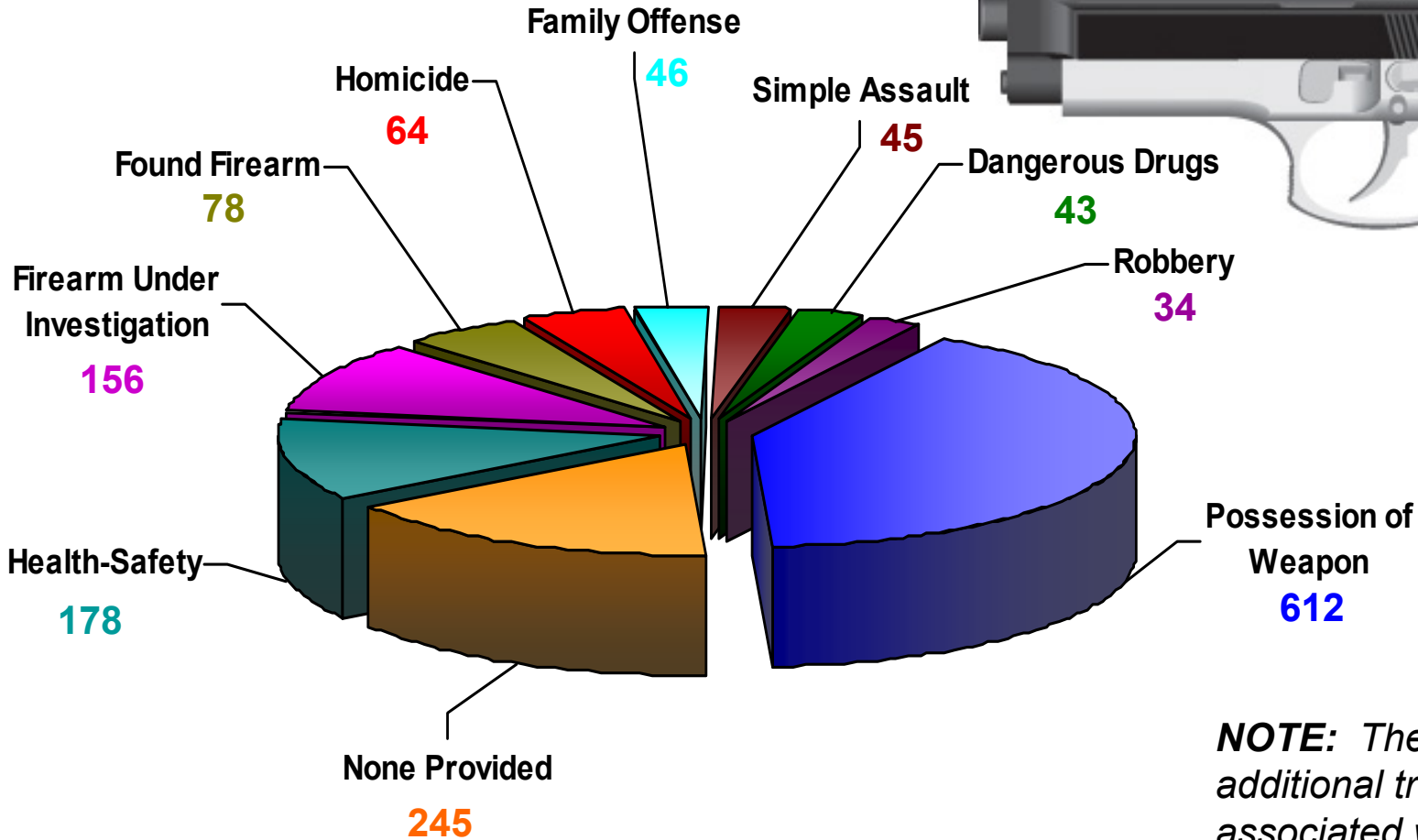
January 1, 2007 – December 31, 2007



**Other includes a combination gun and unknown types.*

Top Categories Reported on Firearm Traces with a Connecticut Recovery

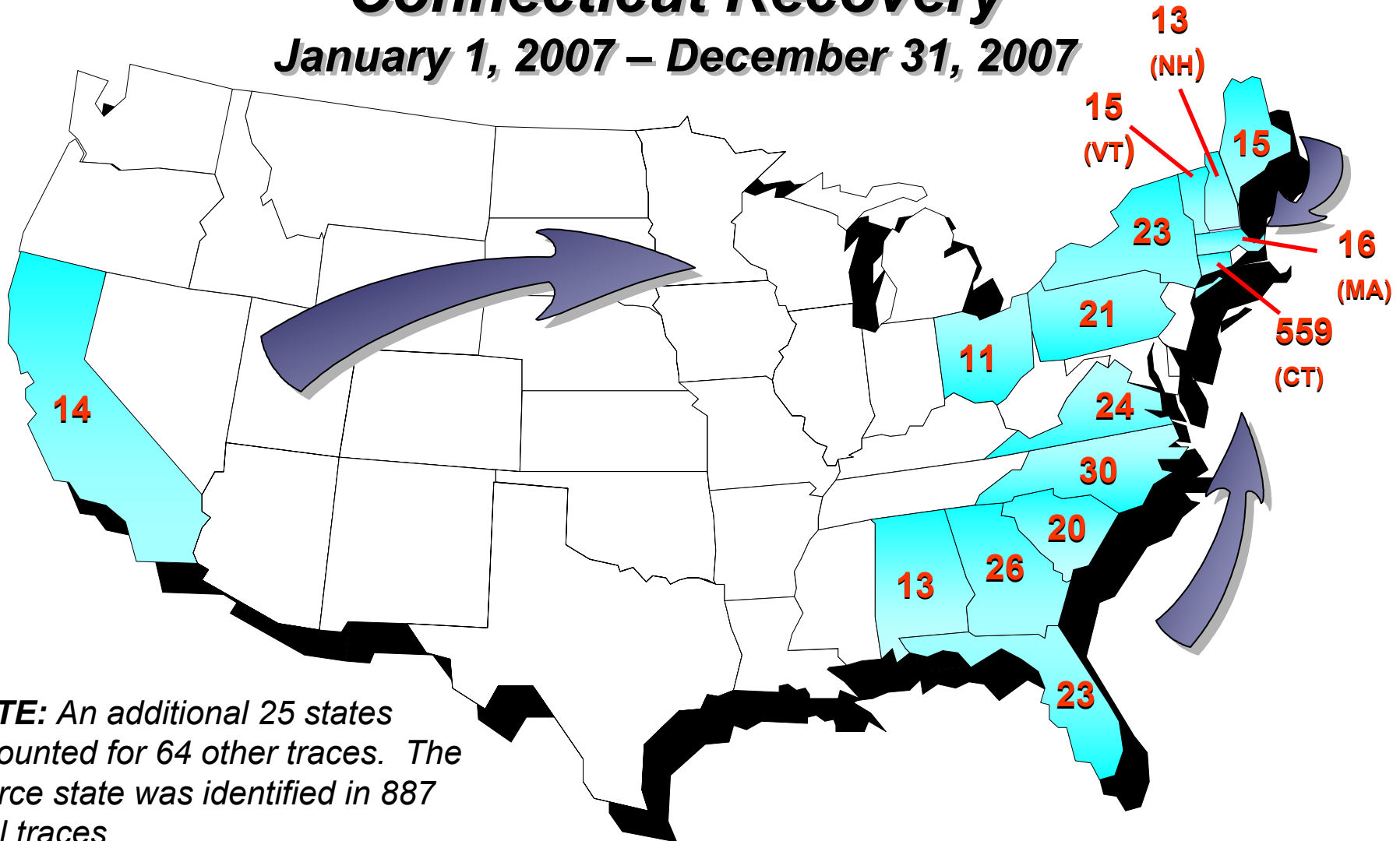
January 1, 2007 – December 31, 2007



NOTE: There were 213 additional traces that were associated with other categories.

Top 15 **Source** States for Firearms with a Connecticut Recovery

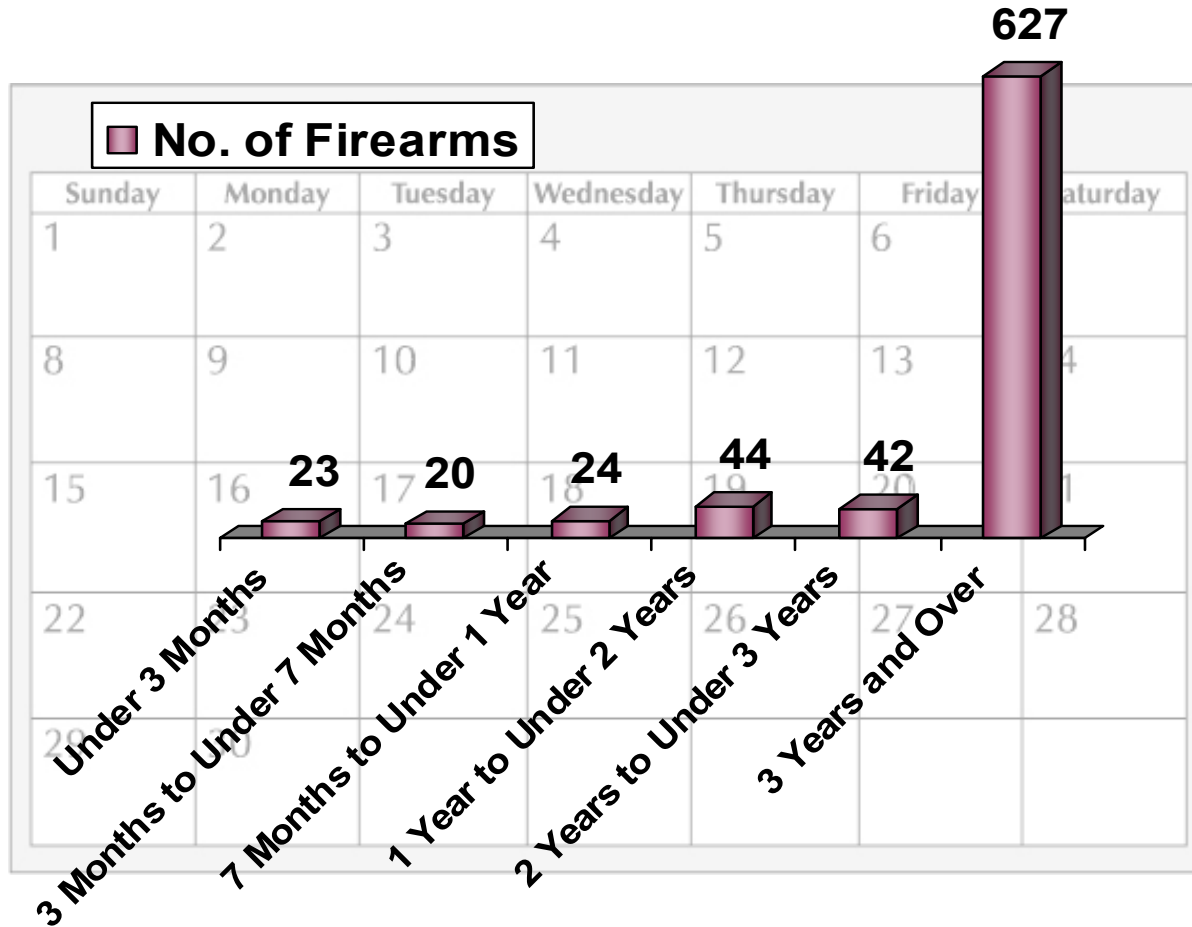
January 1, 2007 – December 31, 2007



NOTE: An additional 25 states accounted for 64 other traces. The source state was identified in 887 total traces.

Time-To-Crime Rates for Firearms with a Connecticut Recovery

January 1, 2007 – December 31, 2007

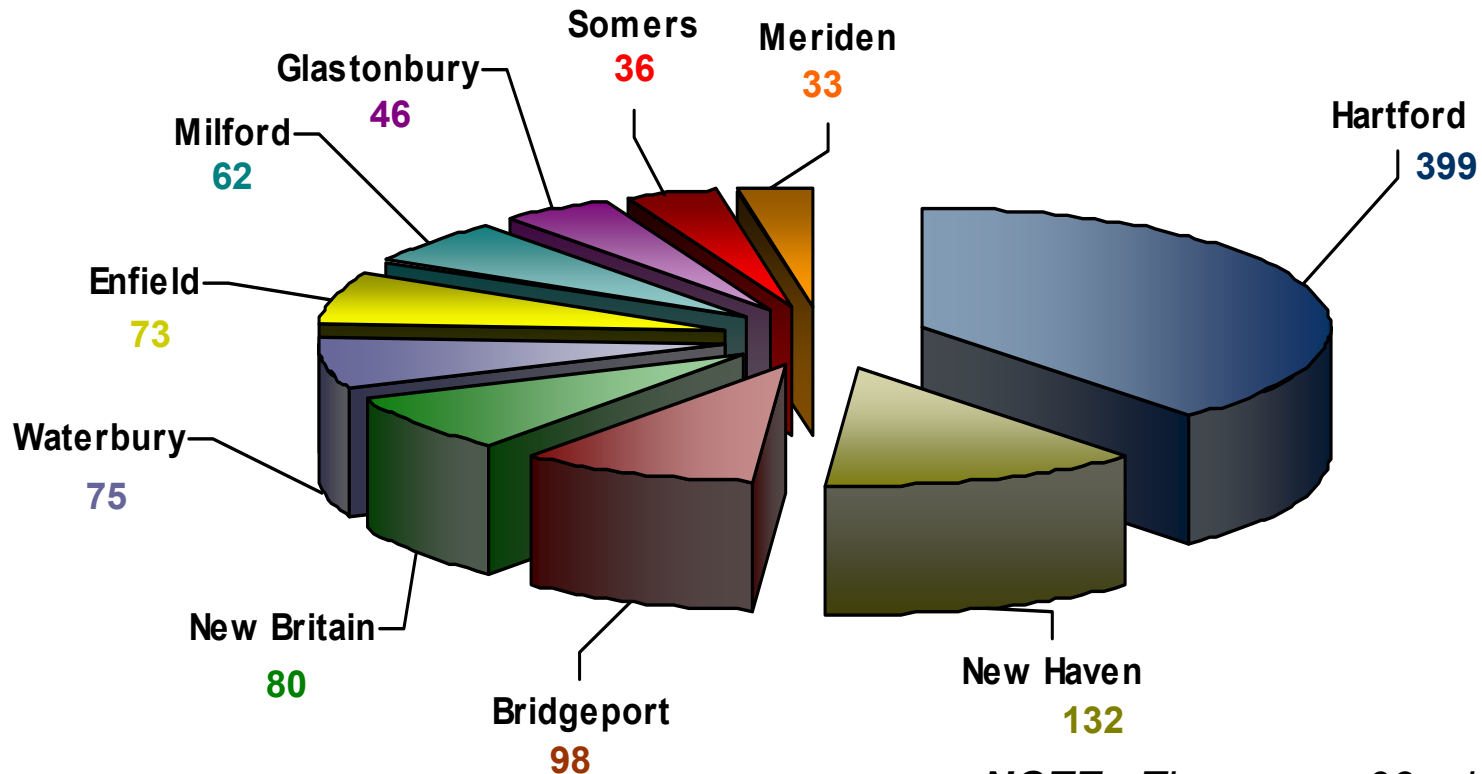


1/1/2007-12/31/2007 Connecticut Average Time-to-Crime: **13.09 Years**

1/1/2007-12/31/2007 National Average Time-to-Crime: **10.33 Years**

Top Recovery Cities for Firearms with a Connecticut Recovery

January 1, 2007 – December 31, 2007



NOTE: There were 93 additional municipalities that accounted for 658 other traces. The recovery city could not be determined for 22 traces.

Analytical Criteria Used to Compile the Enclosed Statistics

● Total Number of Firearms Recovered and Traced

- Includes traces with a recovery state of Connecticut, or, if the recovery state was not provided, the requesting agency had jurisdiction only within Connecticut.
- Includes Guns Recovered and Traced Between 1/1/2007 – 12/31/2007, or if the recovery date was blank, the trace entry date was between 1/1/2007 – 12/31/2007.
- Duplicate traces, Firearms Not Recovered, Gun Buy Back and Firearms Turned In are not included in this figure.

● Firearm Types with a Connecticut Recovery

- Includes same criteria as Total Number of Firearms Recovered and Traced.

● Top Categories Reported on Firearm Traces with a Connecticut Recovery

- Includes same criteria as Total Number of Firearms Recovered and Traced.

● Top Source States for Firearms with a Connecticut Recovery

- Includes same criteria as Total Number of Firearms Recovered and Traced.
- Traces must identify a purchaser and the state in which the final dealer is located.

● Time-to-Crime Rates for Firearms with a Connecticut Recovery

- Includes same criteria as Total Number of Firearms Recovered and Traced.
- Time-to-Crime was calculated for those traces in which the purchase date could be subtracted from the recovery date.

● Top Recovery Cities for Firearms with a Connecticut Recovery

- Includes same criteria as Total Number of Firearms Recovered and Traced.
- Includes traces with a recovery city, or, if the recovery city was not provided, the requesting agency had jurisdiction only within that city.