



**Alaska
Fisheries Science
Center**

National Marine
Fisheries Service

U.S. DEPARTMENT OF COMMERCE

AFSC PROCESSED REPORT 2004-01

Report to the Fishing Industry on the Results of the 2003 Eastern Bering Sea Groundfish Survey

January 2004

REPORT TO THE FISHING INDUSTRY ON THE RESULTS OF THE
2003 EASTERN BERING SEA GROUND FISH SURVEY

By

Gary E. Walters

Resource Assessment and Conservation Engineering Division
Alaska Fisheries Science Center
National Oceanic and Atmospheric Administration
7600 Sand Point Way NE
Seattle, WA 98115

January 2004

CONTENTS

| | <u>Page</u> |
|--|-------------|
| INTRODUCTION | 1 |
| METHODS | 2 |
| RESULTS | 5 |
| Walleye pollock | 8 |
| Pacific cod | 10 |
| Yellowfin sole | 12 |
| Rock sole | 14 |
| Flathead sole | 16 |
| Alaska plaice | 18 |
| Arrowtooth flounder | 20 |
| Greenland turbot | 22 |
| Bottom temperatures | 24 |
| APPENDIX | |
| Station, haul, and catch data | 25 |
| Table 1.--F/V <i>Arcturus</i> | 26 |
| Table 2.--F/V <i>Aldebaran</i> | 42 |

INTRODUCTION

The purpose of this report is to provide timely information to the U.S. fishing industry and other interested parties on catch rates and average lengths of commercially important groundfish sampled during a groundfish assessment survey conducted in the eastern Bering Sea in the summer of 2003. The survey was conducted by the Resource Assessment and Conservation Engineering (RACE) Division of the Alaska Fisheries Science Center (AFSC) during the period from 2 June to 22 July.

This report briefly describes survey methods and contains figures illustrating the distribution, relative abundance, and size composition of commercially important species of groundfish. Species included are walleye pollock (*Theragra chalcogramma*), Pacific cod (*Gadus macrocephalus*), yellowfin sole (*Limanda asper*), rock sole (*Lepidopsetta polyxystra*), flathead sole (*Hippoglossoides elassodon* and *H. robustus*), Alaska plaice (*Pleuronectes quadrituberculatus*), arrowtooth flounder (*Atheresthes stomias* and *A. evermanni*), and Greenland turbot (*Reinhardtius hippoglossoides*). An appendix to the report presents detailed position and catch data for each station fished.

A similar report for species of crab has been prepared by personnel of the Shellfish Assessment Program, RACE Division of the Kodiak Laboratory of the AFSC. Copies are available upon request from L.Rugolo (NOAA/NMFS/AFSC, P.O.BOX 1638, Kodiak, AK

99615). An online version of that report can be found at www.afsc.noaa.gov/kodiak/indrpt03.pdf.

METHODS

The standard survey area, which has been sampled annually since 1979, extends over a large part of the eastern Bering Sea continental shelf and encompasses a major portion of the distributions of commercially important groundfish species in the region. In 2003, additional areas were also sampled and are reported in this report (Fig. 1). Areas to the northwest of the standard area were sampled primarily to investigate the abundance of opilio crabs (*Chionoecetes opilio*). The survey began in Bristol Bay and progressed westward to the edge of the continental shelf with the two survey vessels fishing alternate columns of stations.

Vessels involved were the chartered vessels F/V *Aldebaran* and the F/V *Arcturus*. Characteristics of these vessels are given in Table 1.

Table 1.--Vessels participating in the 2003 Bering Sea groundfish survey.

| <u>Vessel</u> | <u>Overall length(m)</u> | <u>Gross tonnage</u> | <u>Horsepower</u> | <u>Survey period</u> | |
|------------------|--------------------------|----------------------|-------------------|----------------------|---------------|
| | | | | <u>Start</u> | <u>Finish</u> |
| <i>Aldebaran</i> | 39.9 | 190 | 1,525 | 2 June | 22 Jul |
| <i>Arcturus</i> | 39.9 | 190 | 1,525 | 2 June | 22 Jul |

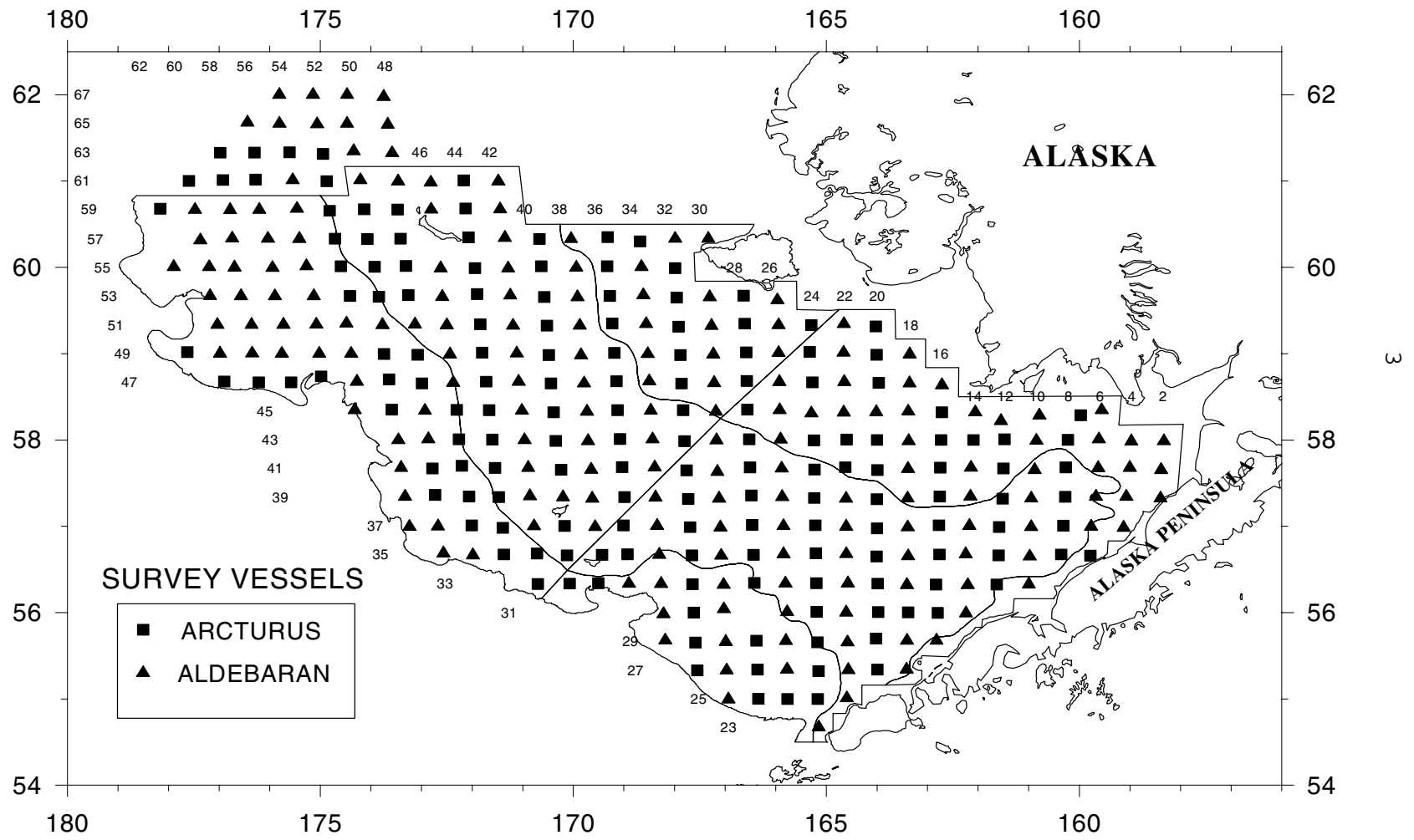


Figure 1.—Stations fished during the 2003 eastern Bering Sea summer groundfish survey.

The RACE Division's 83-112 eastern trawl was the standard sampling gear for both vessels. The length of the footrope was 34.1 m (112 ft) and the headrope 25.3 m (83 ft). The footrope was fished without roller gear. Mesh sizes were 10.2 cm (4 in) in the wings and body and 8.9 cm (3.5 in) in the intermediate and codend. The codend had a liner of 3.2-cm (1.25-in) mesh. The trawl width (distance between the wings while fishing) and vertical opening were monitored throughout the survey by NETMIND¹ net mensuration equipment. The vessels used steel V-doors measuring 1.8 by 2.7 m (6 ft by 9 ft) and double 54.9 m (30-fathom) dandylines with 0.61 m (2 ft.) chain extensions between the lower dandylines and the footrope.

Samples were collected by trawling for 30 minutes near the centers of each square of a 20 by 20 nautical mile grid covering the survey area. This report excludes catch data from station tows which were not satisfactorily completed or sampled. Total catches weighing less than approximately 1,150 kg (2,500 lb) were placed directly onto a sorting table and sorted to individual species. Catches greater than 1,150 kg were placed in a splitting bin, a portion of which was lined with a cargo net. A subsample was then taken with the cargo net and transferred from the bin to the sorting table. Every effort was made to obtain a subsample which was representative of the catch. After sorting

¹ Reference to trade names does not imply endorsement by the National Marine Fisheries Service, NOAA.

the subsample, individual species were weighed and counted and these weights and numbers were expanded to the total catch. A random sample of up to 300 fish of each commercially important species was set aside for length measurements.

Sea water temperature profiles were taken at most stations using a micro-bathythermograph attached near the headrope of the net; bottom temperatures are presented in Figure 18.

RESULTS

Catch rates in kilograms per hectare (1 hectare = 10,000 sq. meters) trawled for individual species of groundfish are shown in even-numbered Figures 2-16 and average lengths in centimeters are presented in odd-numbered Figures 3-17. There were often fewer stations with average length data than catch data because small catches of some species were not measured.

The survey area covers a major portion of the distributions of key species in the eastern Bering Sea. An exception is Greenland turbot, as most of the adult population occupies continental slope waters (deeper than 200 m) which were not surveyed in 2003. The catch rates and average lengths presented for this species, therefore, represent mainly the juvenile portion of the population. Information on the adults of this as well as other commercially important species of groundfish in continental slope waters is available from NOAA Tech. Memo. NMFS-AFSC-141 titled 'The 2002 eastern Bering Sea upper continental

slope survey of groundfish and invertebrate resources' by G.R.Hoff and L.L.Britt.

Stations in Figures 1-18 are arranged in a grid of numbered rows and columns and may be identified accordingly. For example, the station located at the intersection of row 23 and column 24 is designated as 2324. These identification numbers are used to locate detailed position (latitude and longitude coordinates) and catch data (Appendix Tables 1 and 2). The stations are listed numerically beginning at the southwest corner of the survey area with row 23.

The distribution figures use dot-plots rather than numerical values to make it easier to discern general patterns of abundance. Each size dot represents a range of values with larger dots representing larger values. The actual catch weight at a station is still available in the appendices. The length information is presented as a size distribution for locations within the Bering Sea so that the reader can see the actual range of sizes in general areas.

This page intentionally blank.

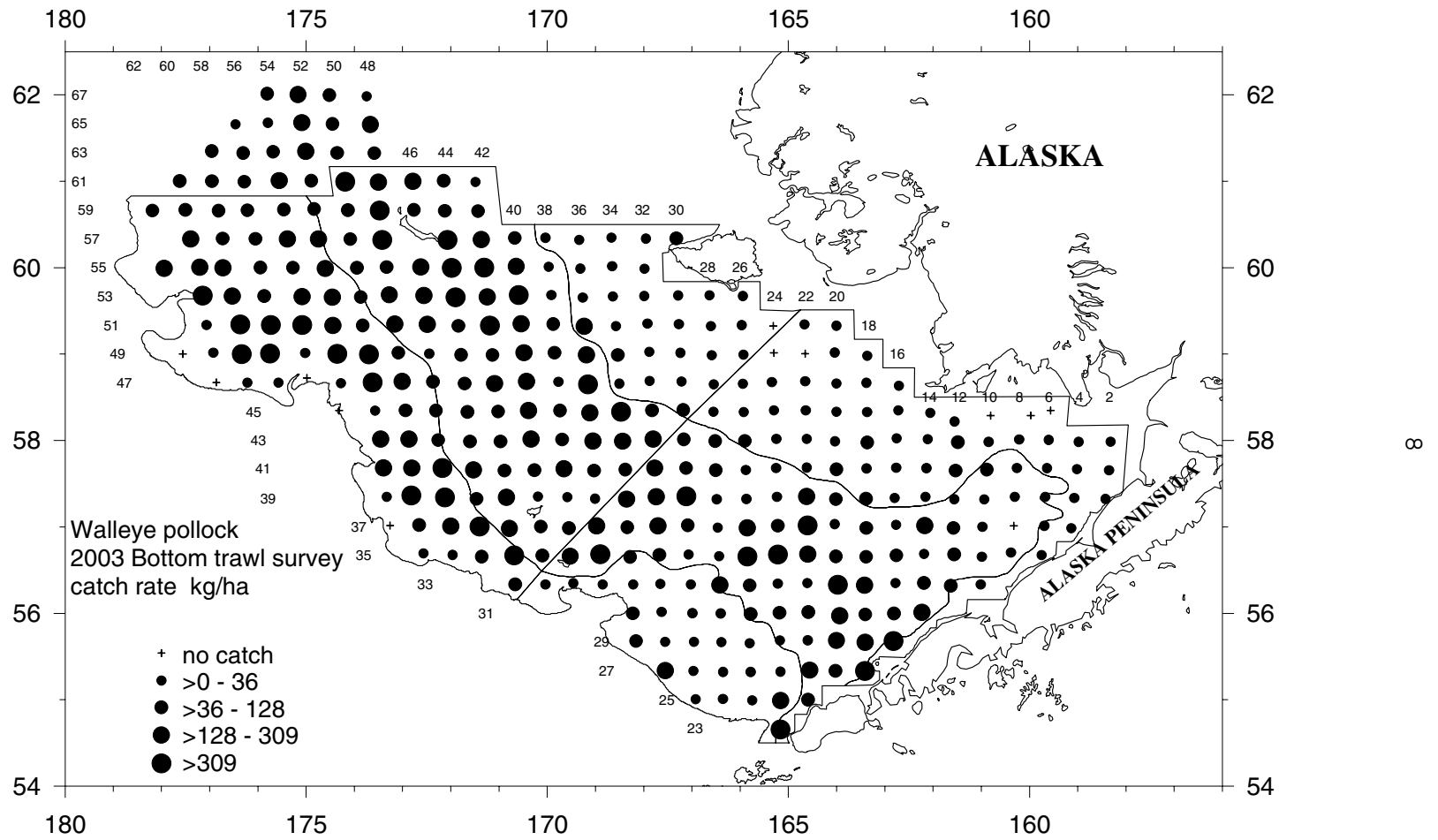


Figure 2.—Catches of walleye pollock (kg/ha) during the 2003 eastern Bering Sea summer groundfish survey.

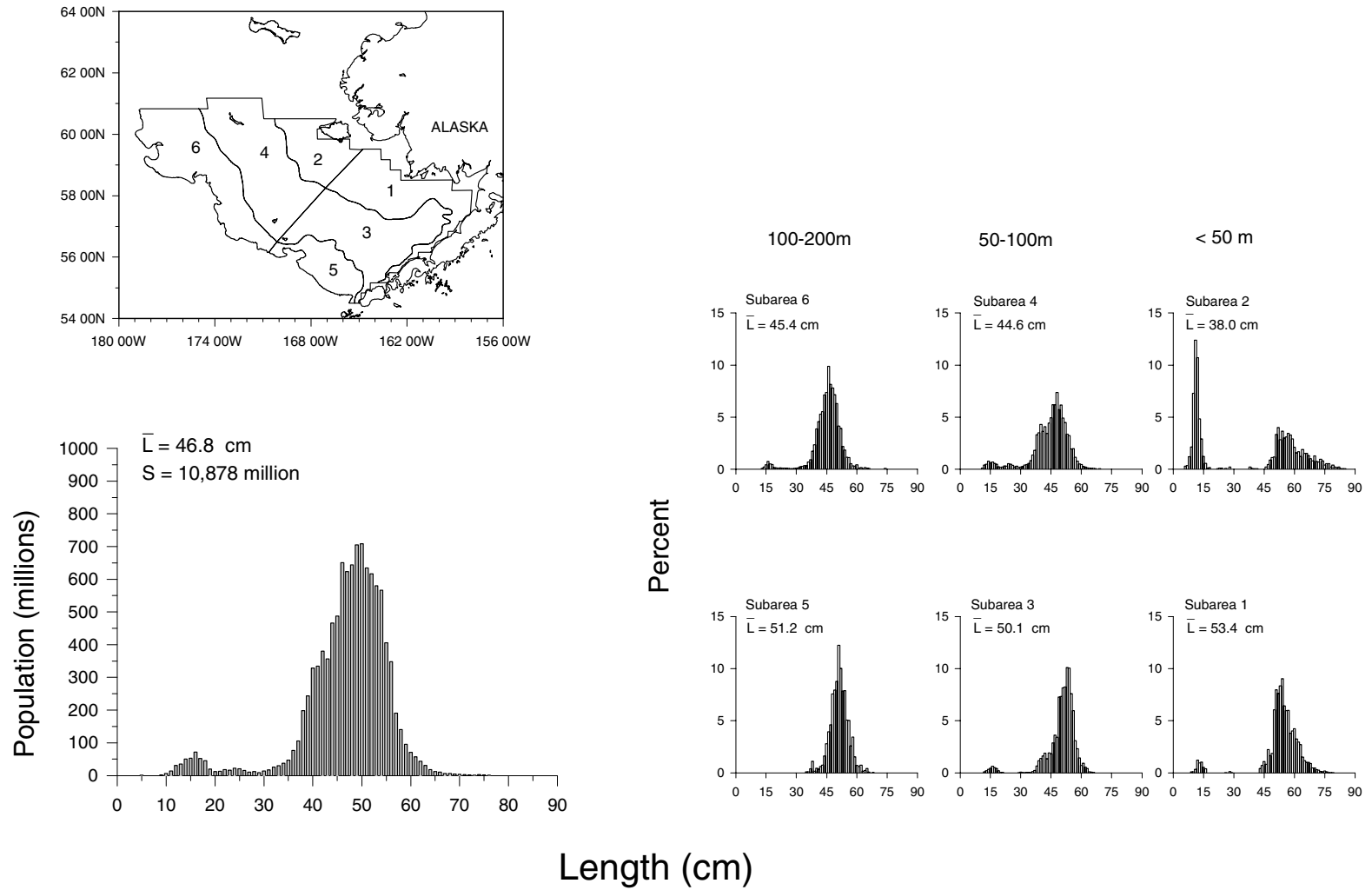


Figure 3.—Size distributions of walleye pollock taken during the 2003 eastern Bering Sea summer groundfish survey.

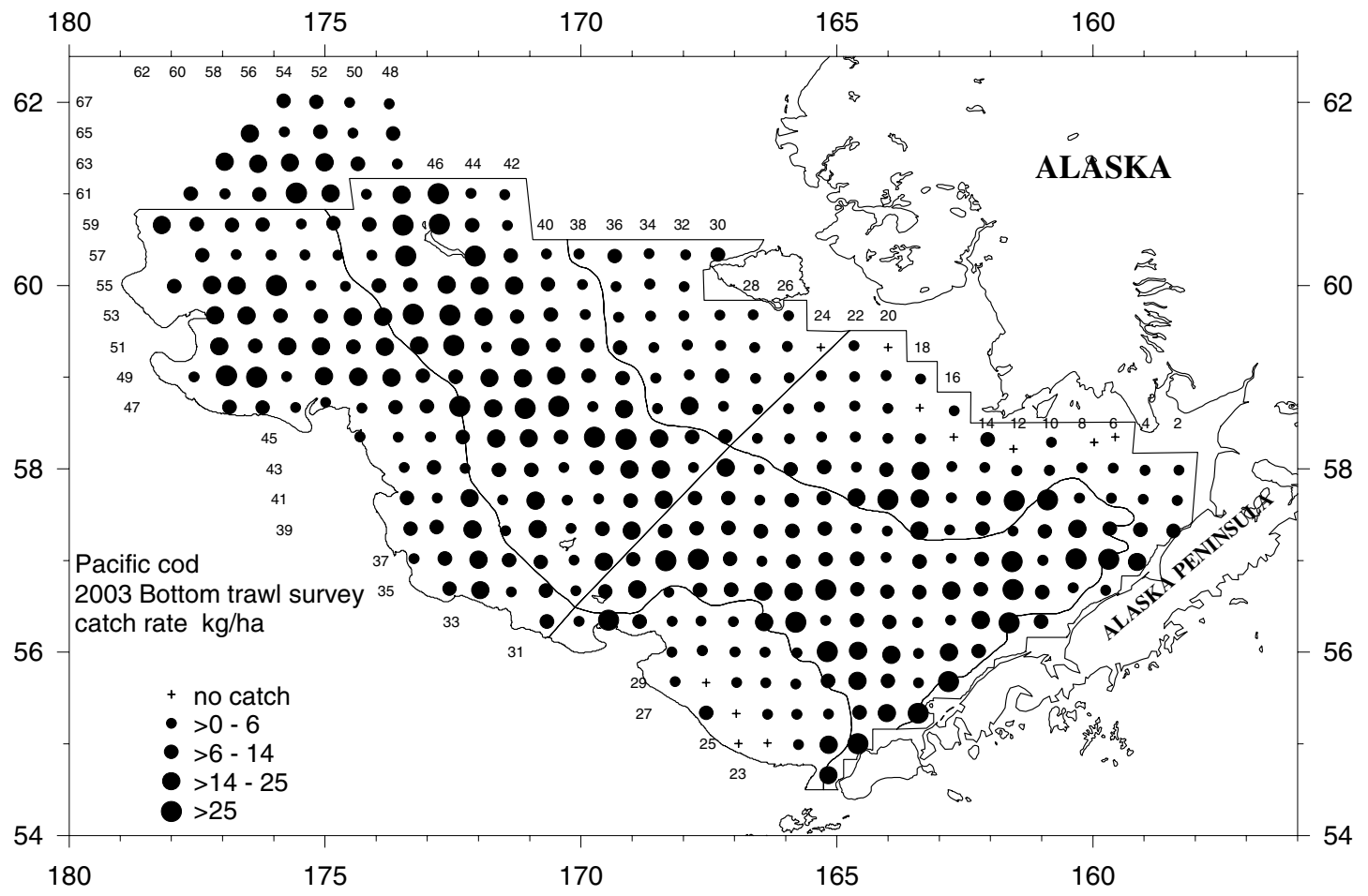


Figure 4.—Catches of Pacific cod (kg/ha) during the 2003 eastern Bering Sea summer groundfish survey.

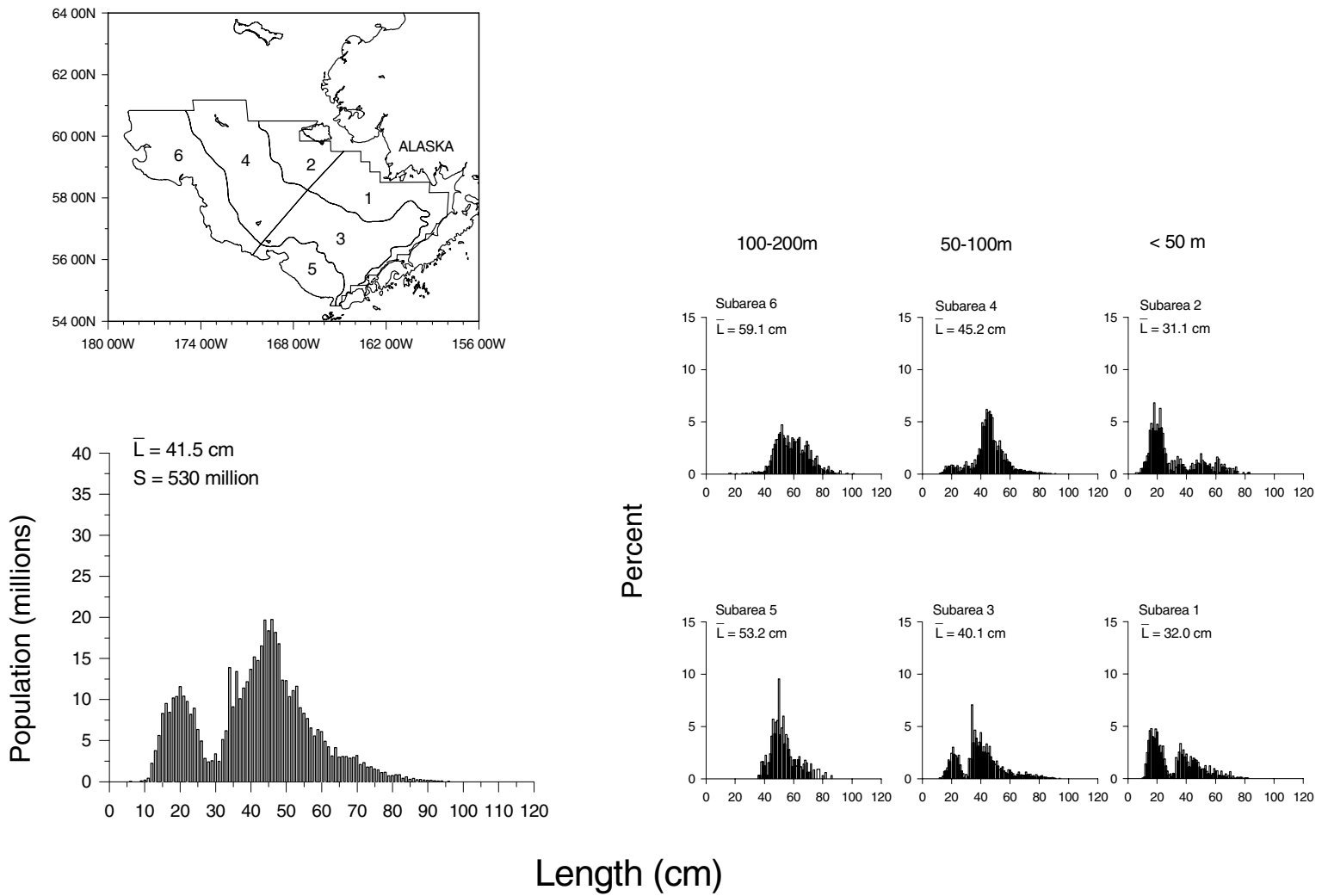


Figure 5.—Size distributions of Pacific cod taken during the 2003 eastern Bering Sea summer groundfish survey.

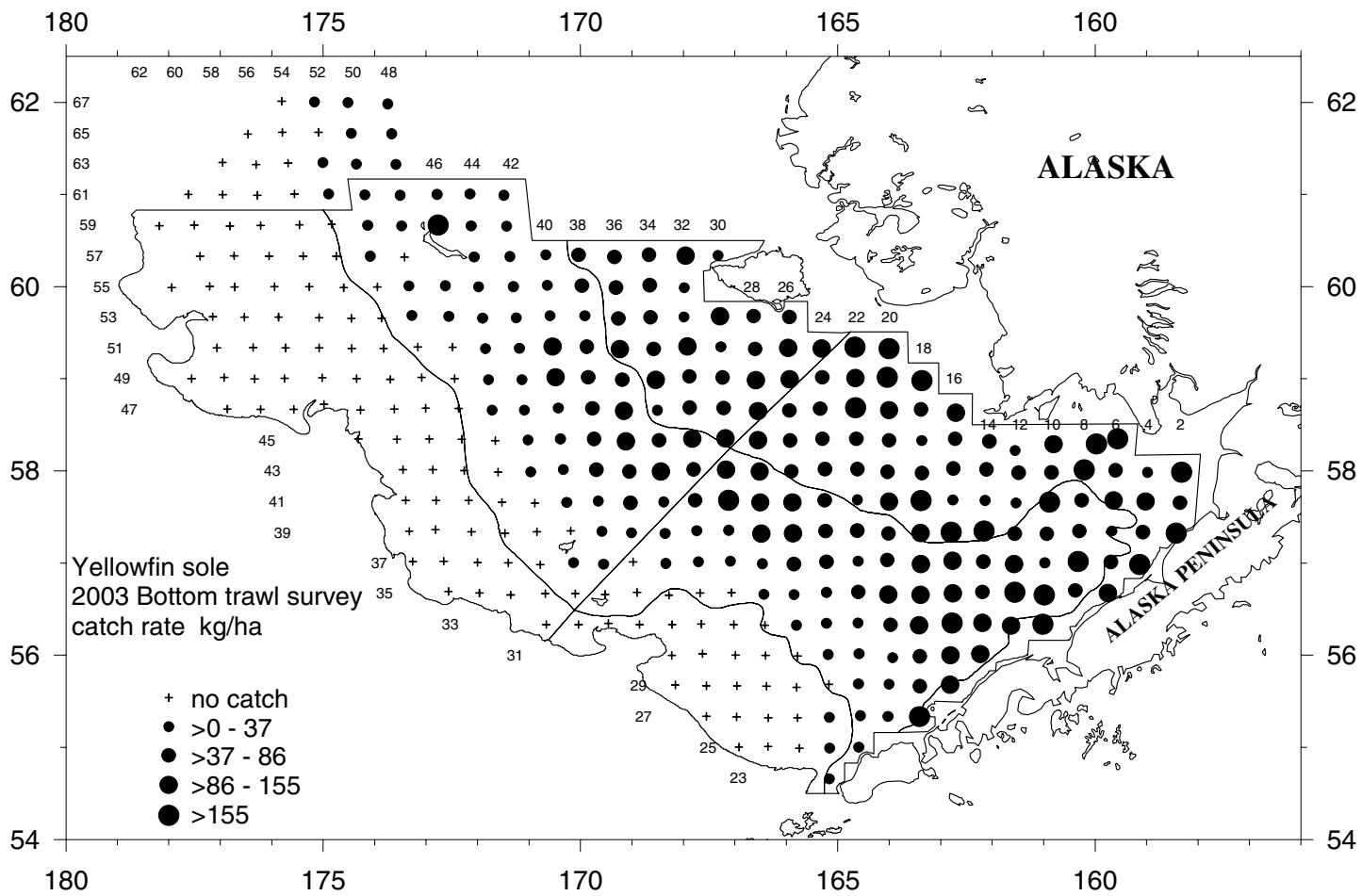


Figure 6.—Catches of yellowfin sole (kg/ha) during the 2003 eastern Bering Sea summer groundfish survey.

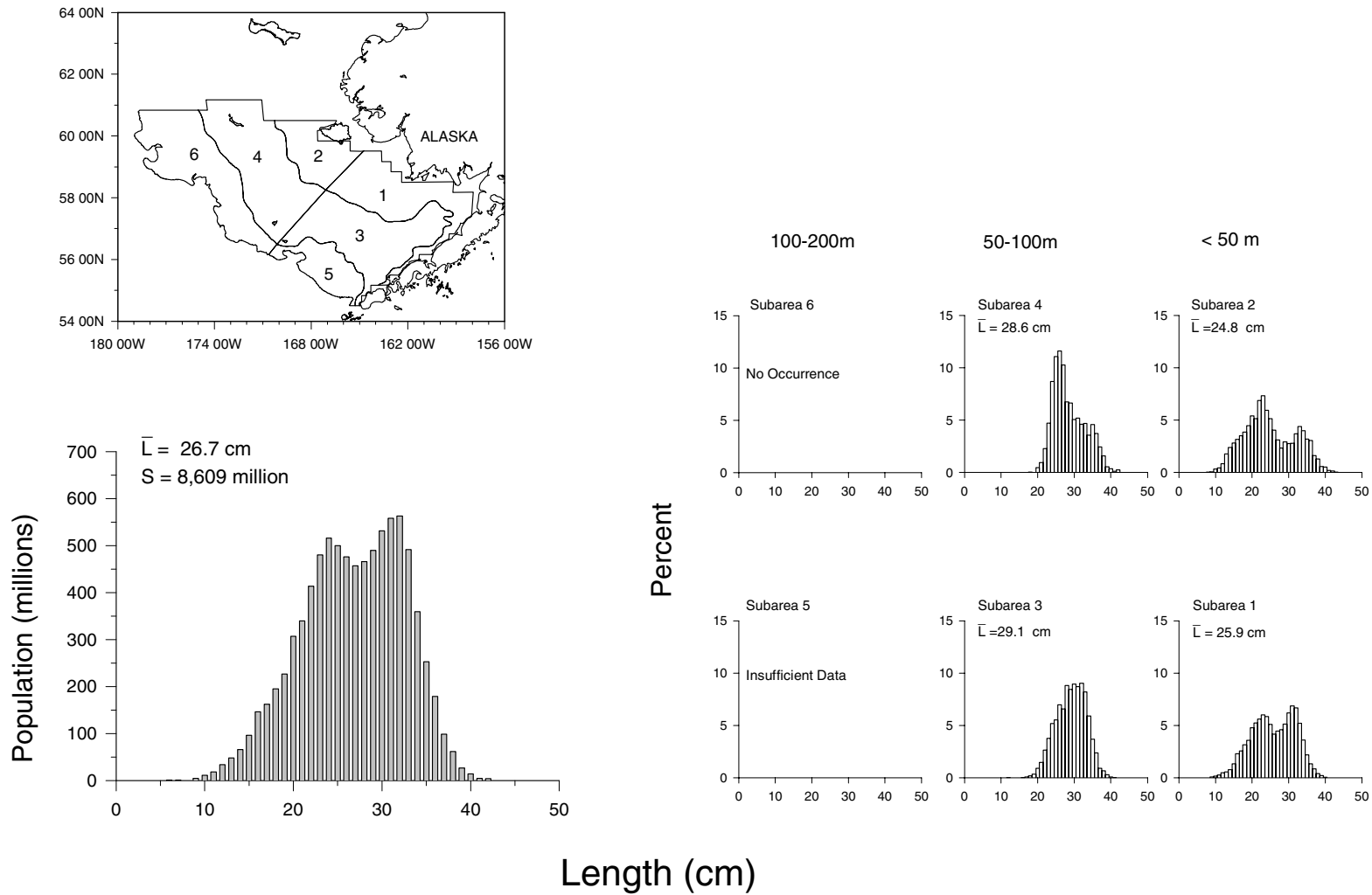


Figure 7.—Size distributions of yellowfin sole taken during the 2003 eastern Bering Sea summer groundfish survey.

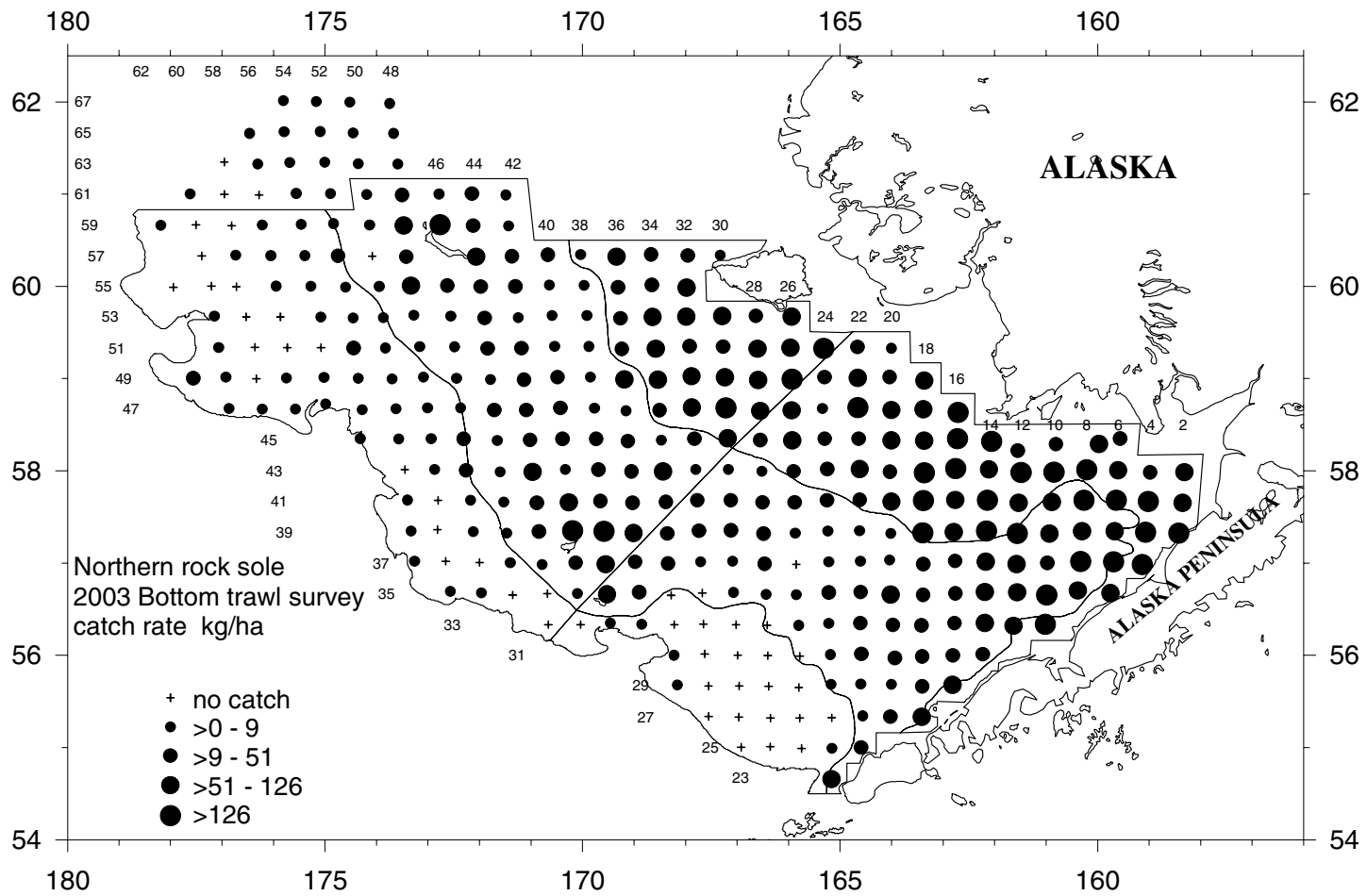


Figure 8.—Catches of rock sole (kg/ha) during the 2003 eastern Bering Sea summer groundfish survey.

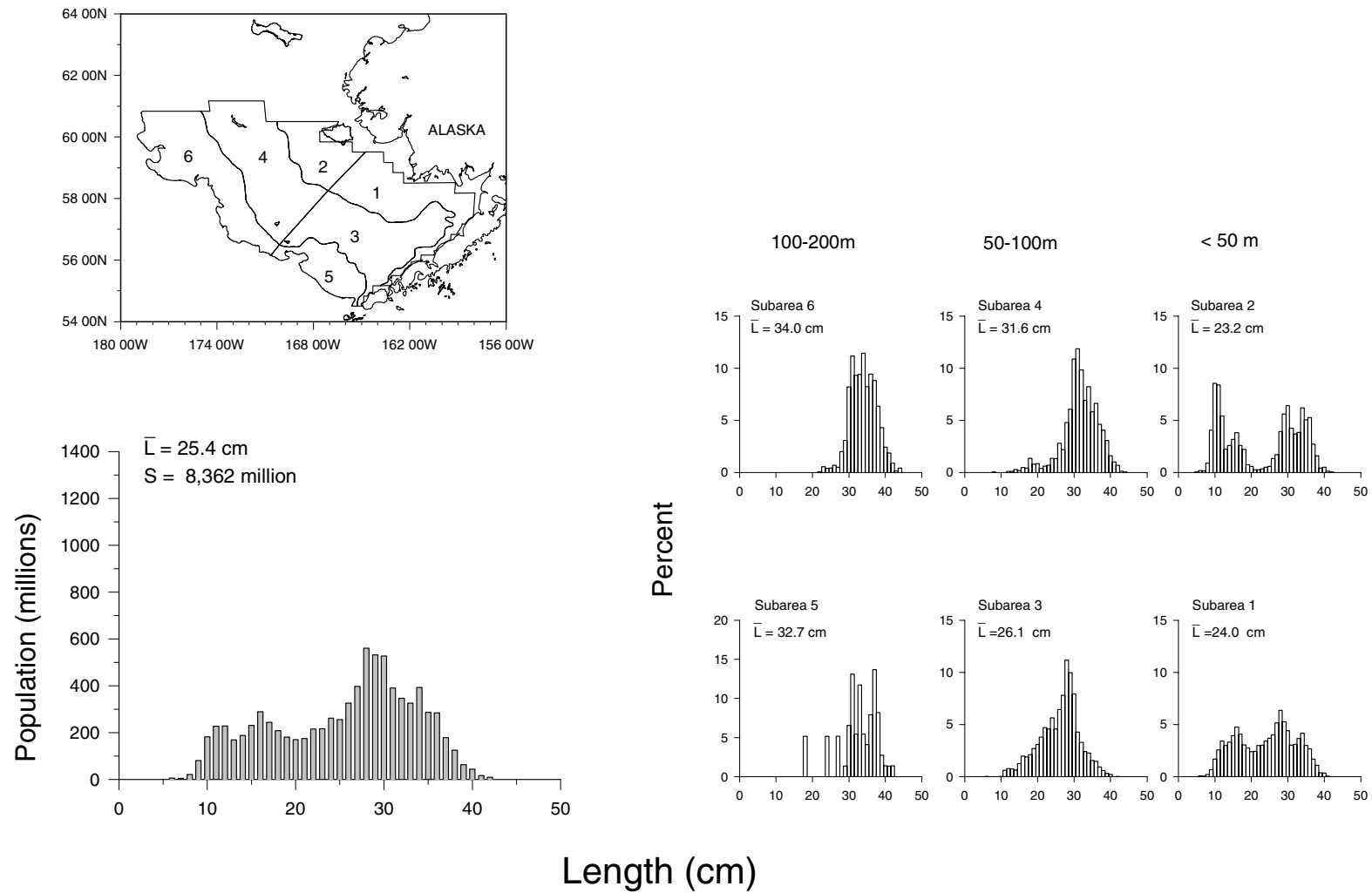


Figure 9.-Size distributions of rock sole taken during the 2003 eastern Bering Sea summer groundfish survey.

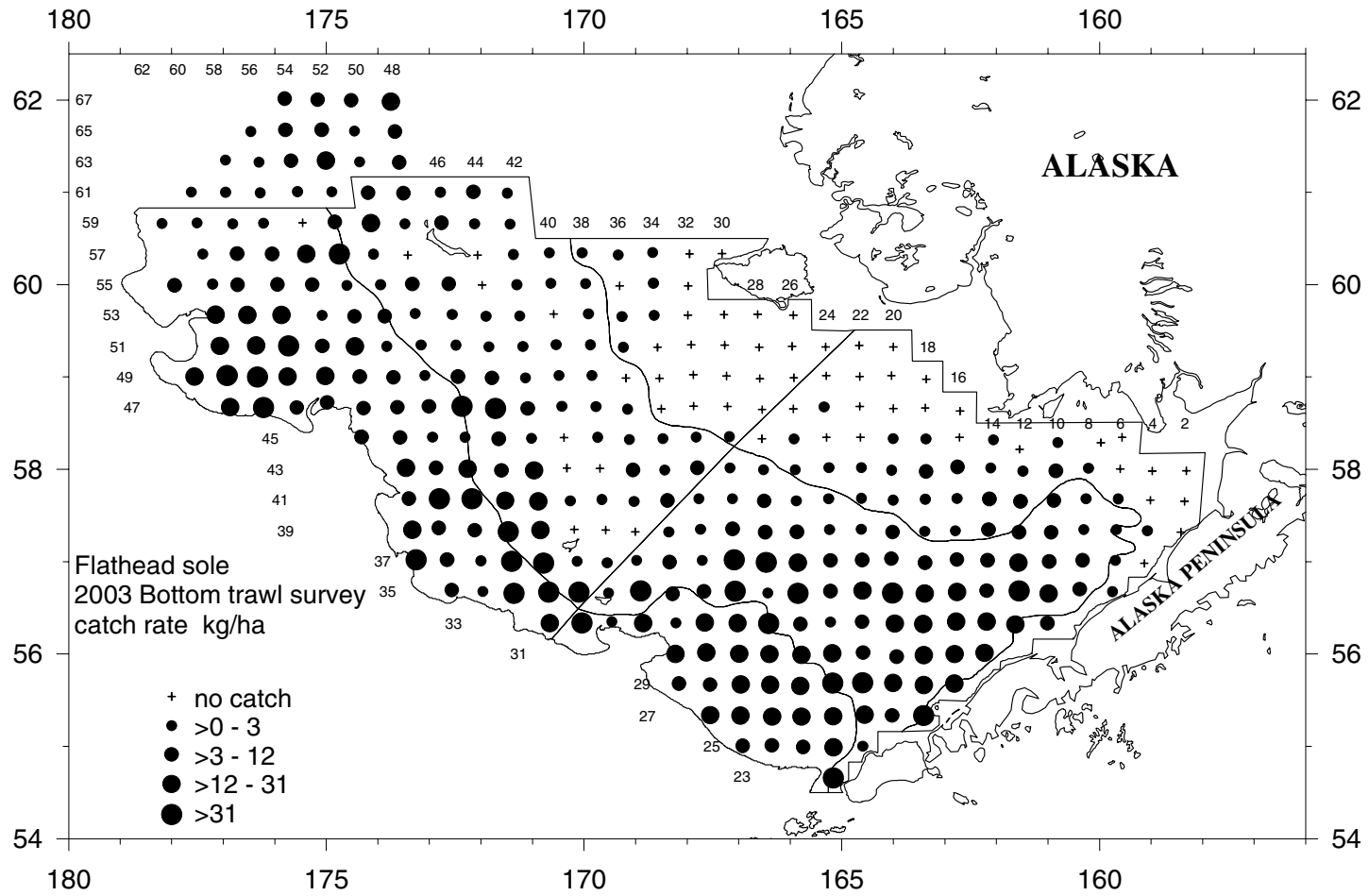


Figure 10.—Catches of flathead sole (kg/ha) during the 2003 eastern Bering Sea summer groundfish survey.

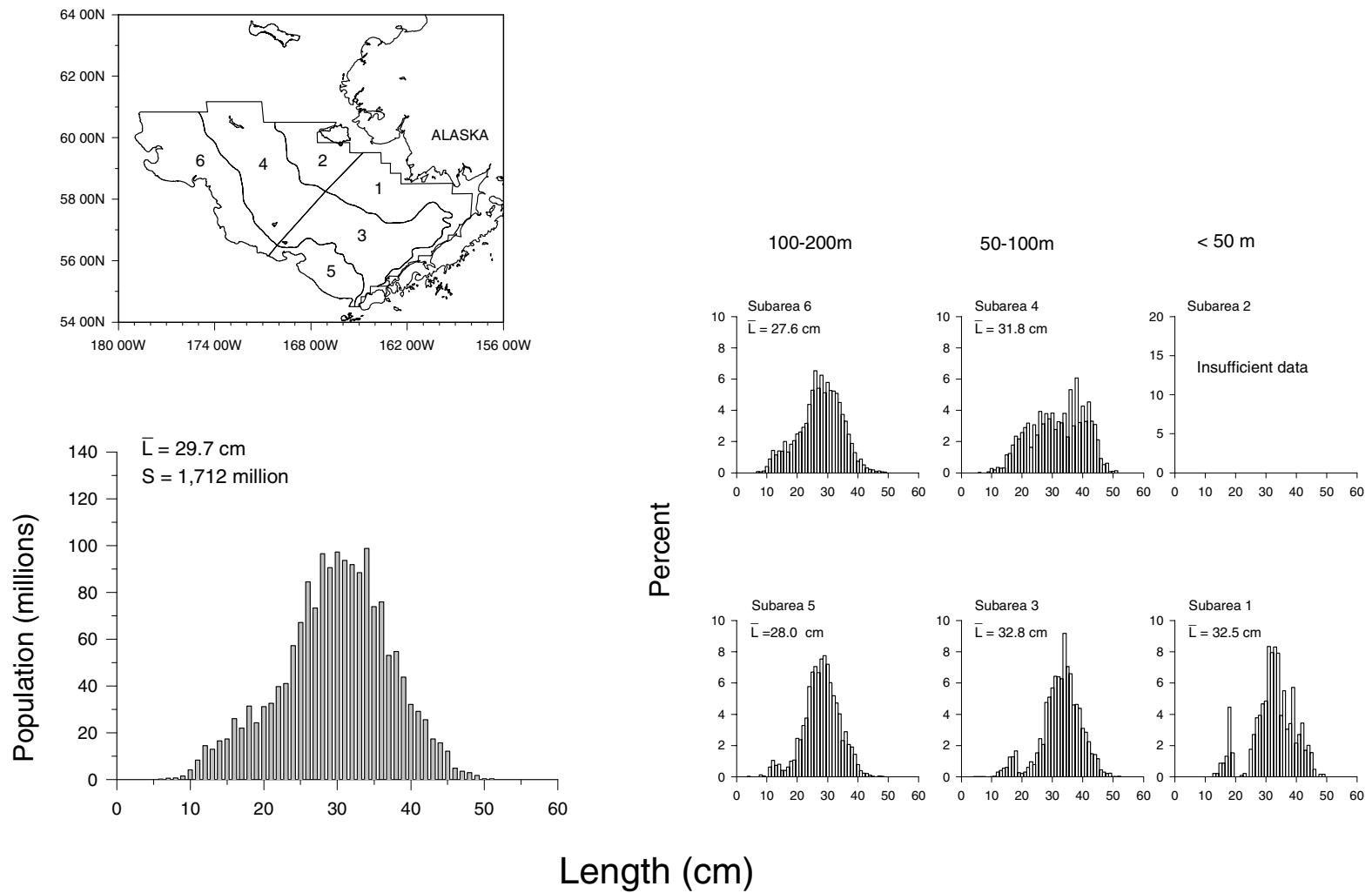


Figure 11.—Size distributions of flathead sole taken during the 2003 eastern Bering Sea summer groundfish survey.

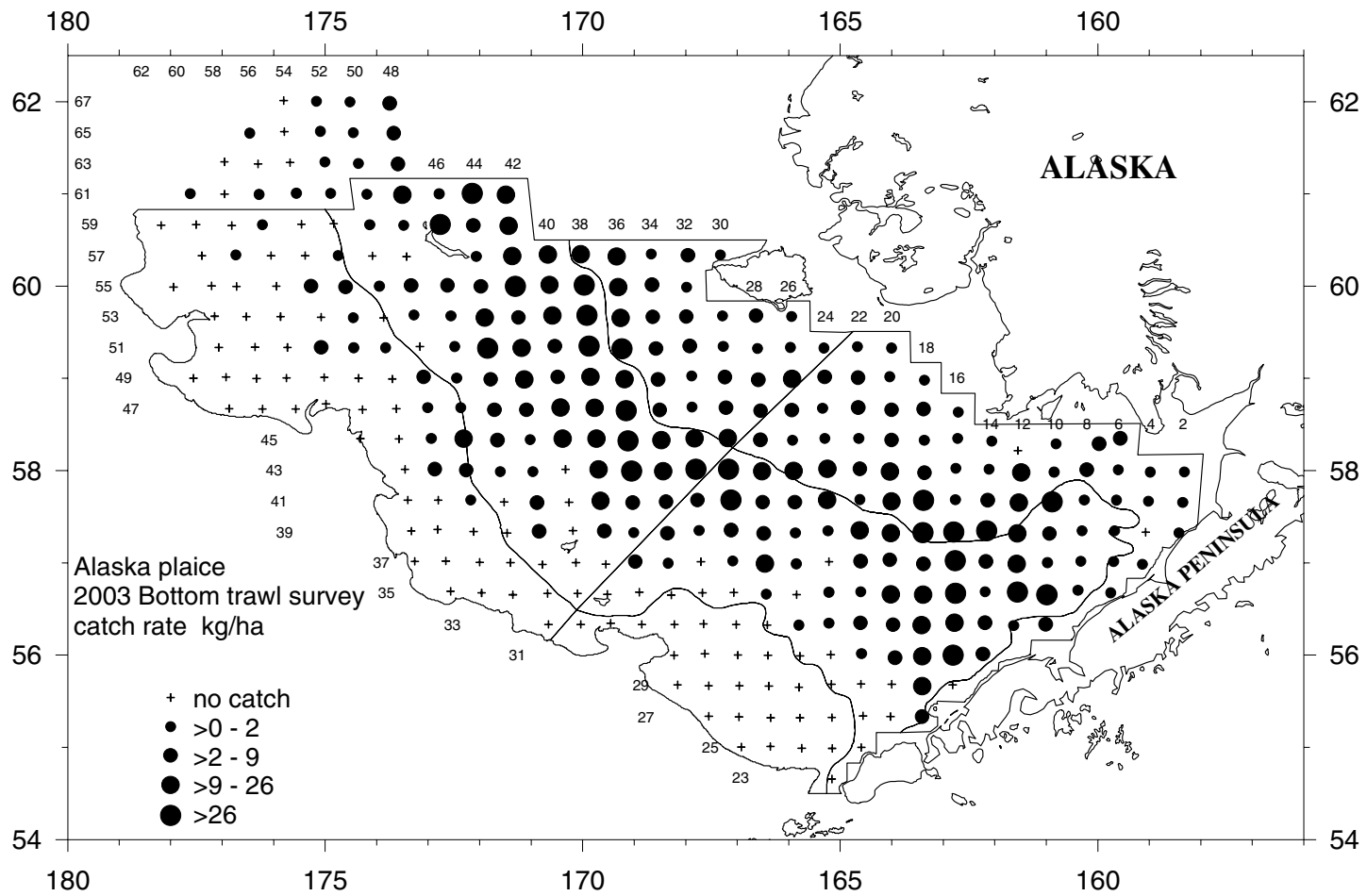


Figure 12.—Catches of Alaska plaice (kg/ha) during the 2003 eastern Bering Sea summer groundfish survey.

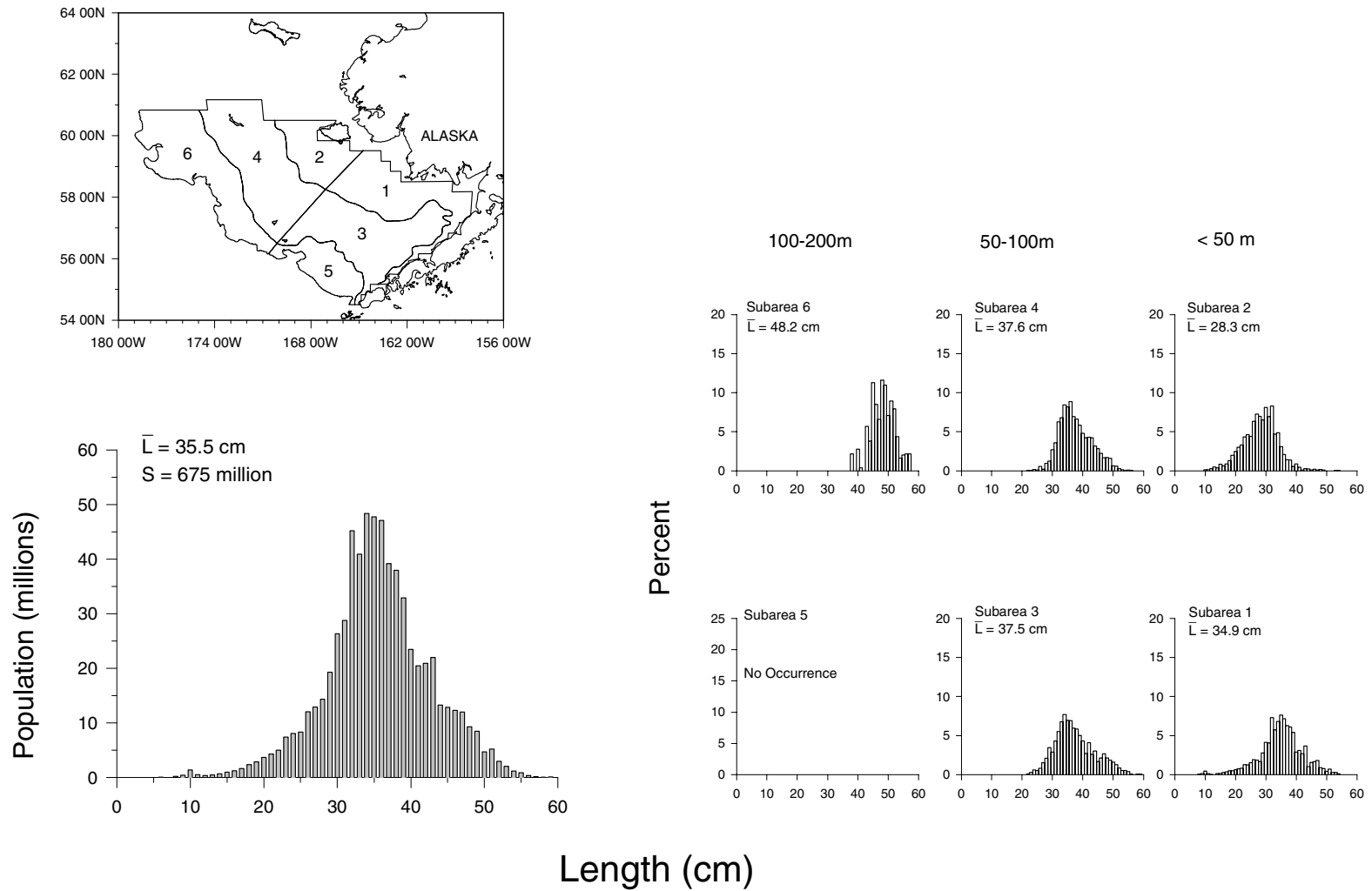


Figure 13.—Size distributions of Alaska plaice taken during the 2003 eastern Bering Sea summer groundfish survey.

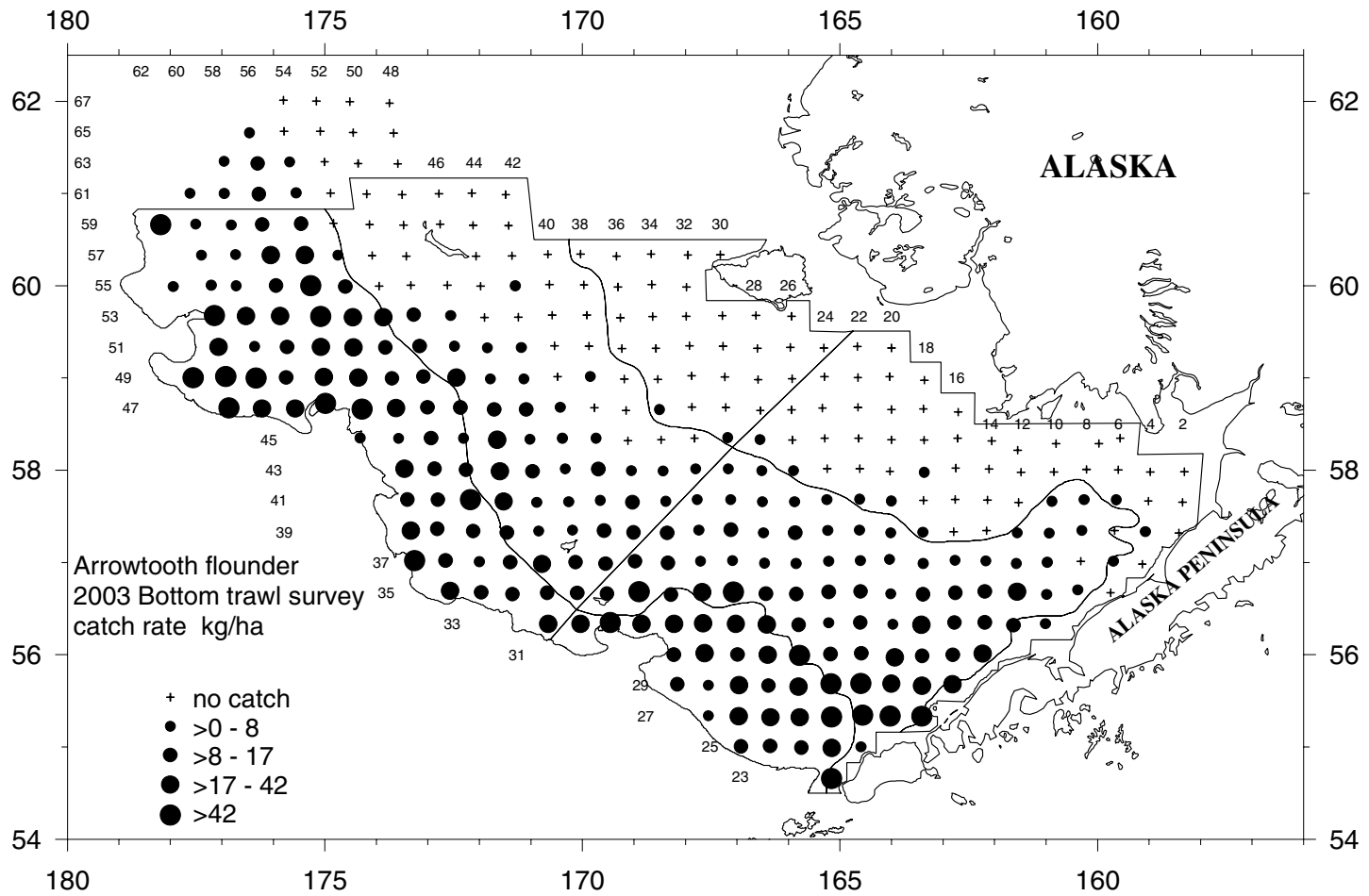


Figure 14.-Catches of arrowtooth flounder (kg/ha) during the 2003 eastern Bering Sea summer groundfish survey.

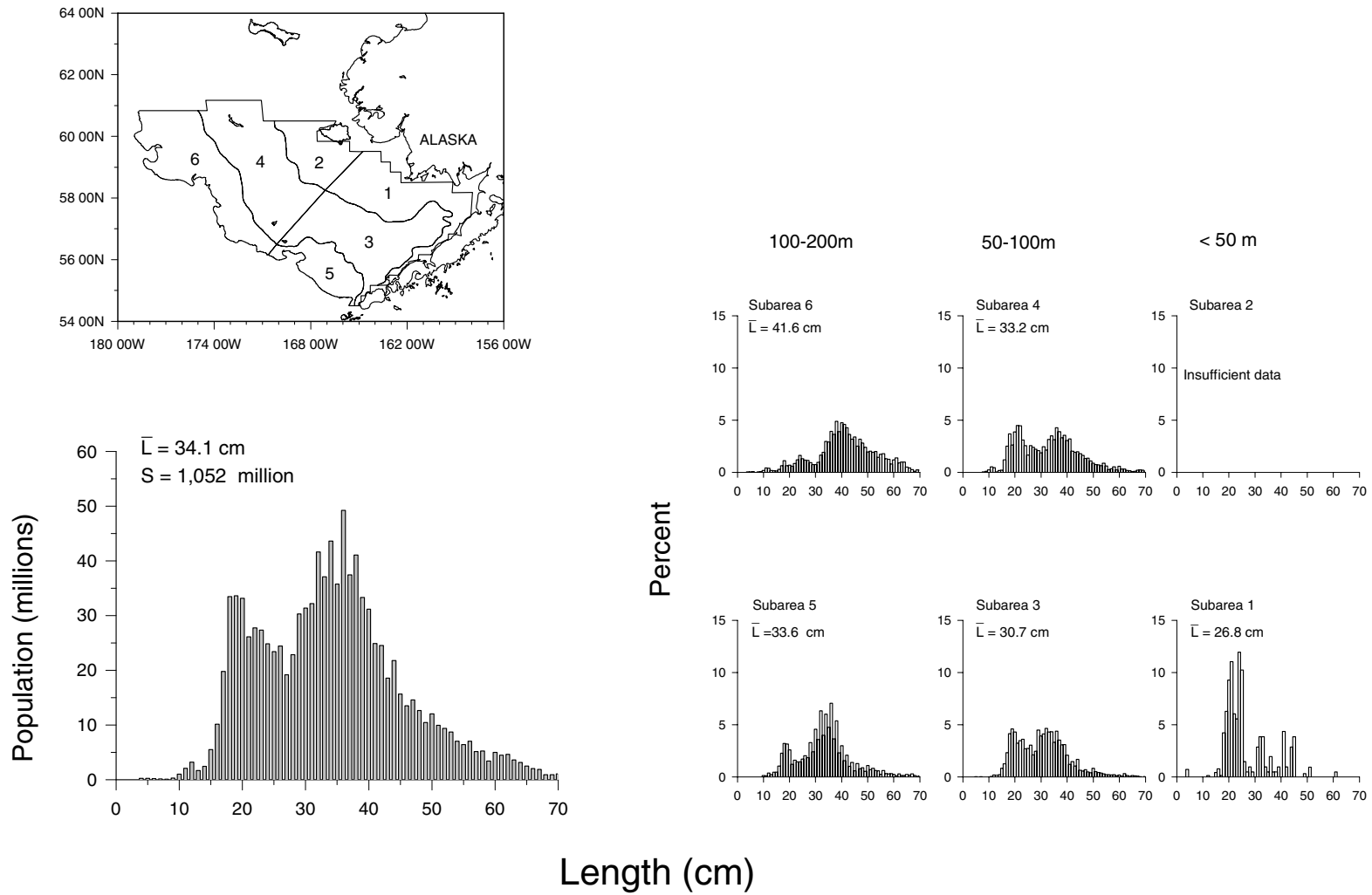


Figure 15.—Size distributions of arrowtooth flounder taken during the 2003 eastern Bering Sea summer groundfish survey.

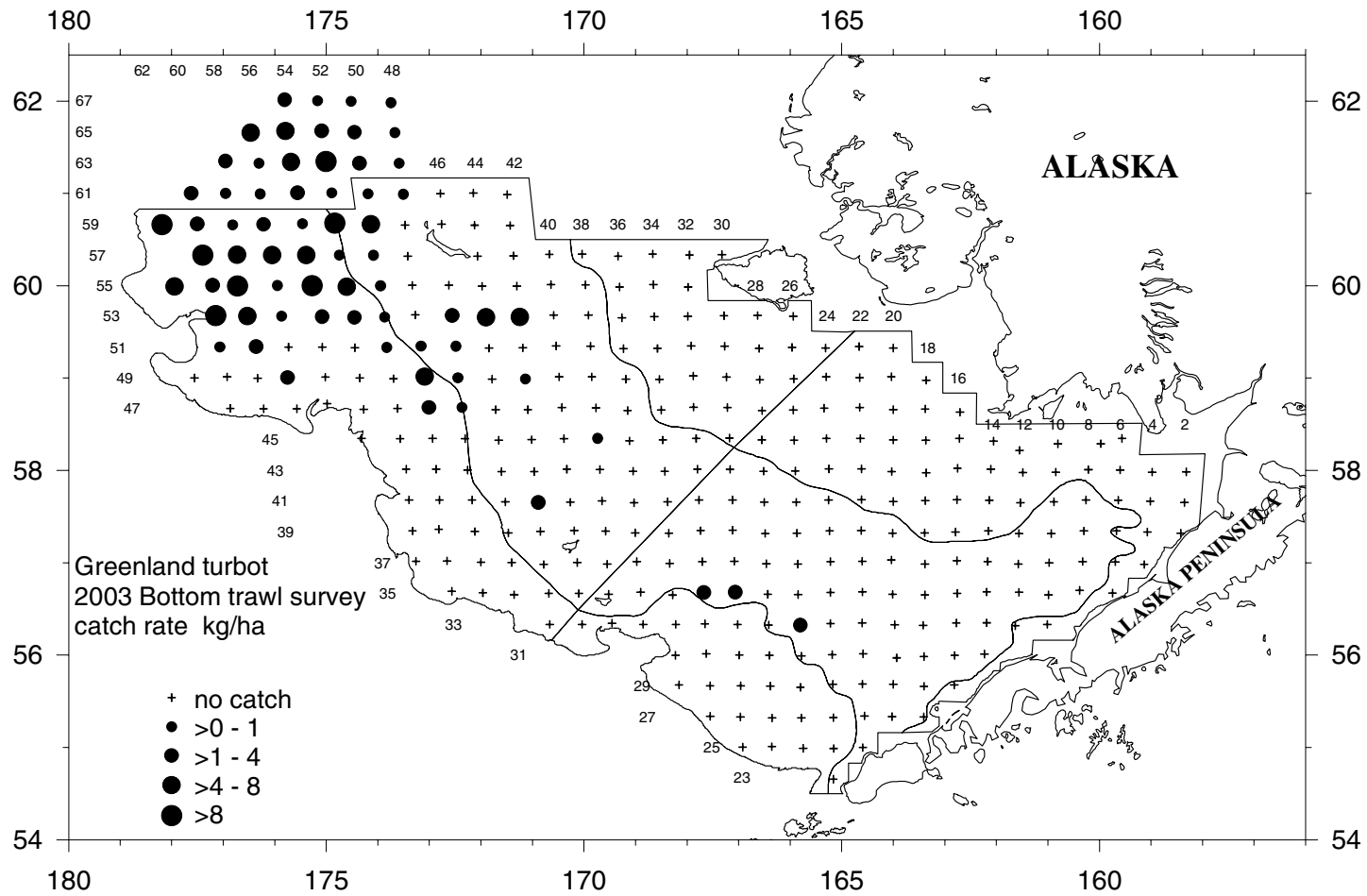


Figure 16.—Catches of Greenland turbot (kg/ha) during the 2003 eastern Bering Sea summer groundfish survey.

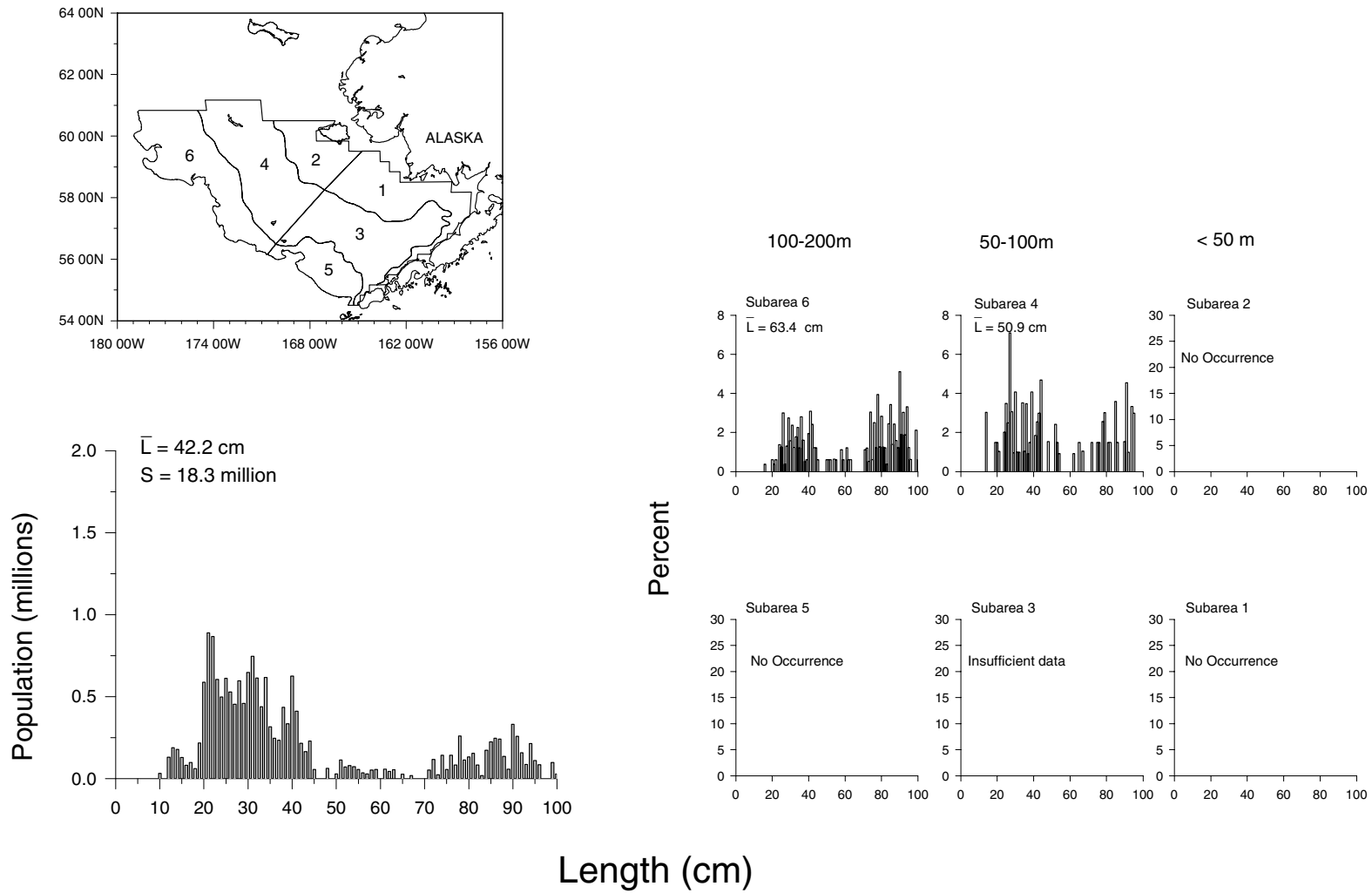


Figure 17.—Size distributions of Greenland turbot taken during the 2003 eastern Bering Sea summer groundfish survey.

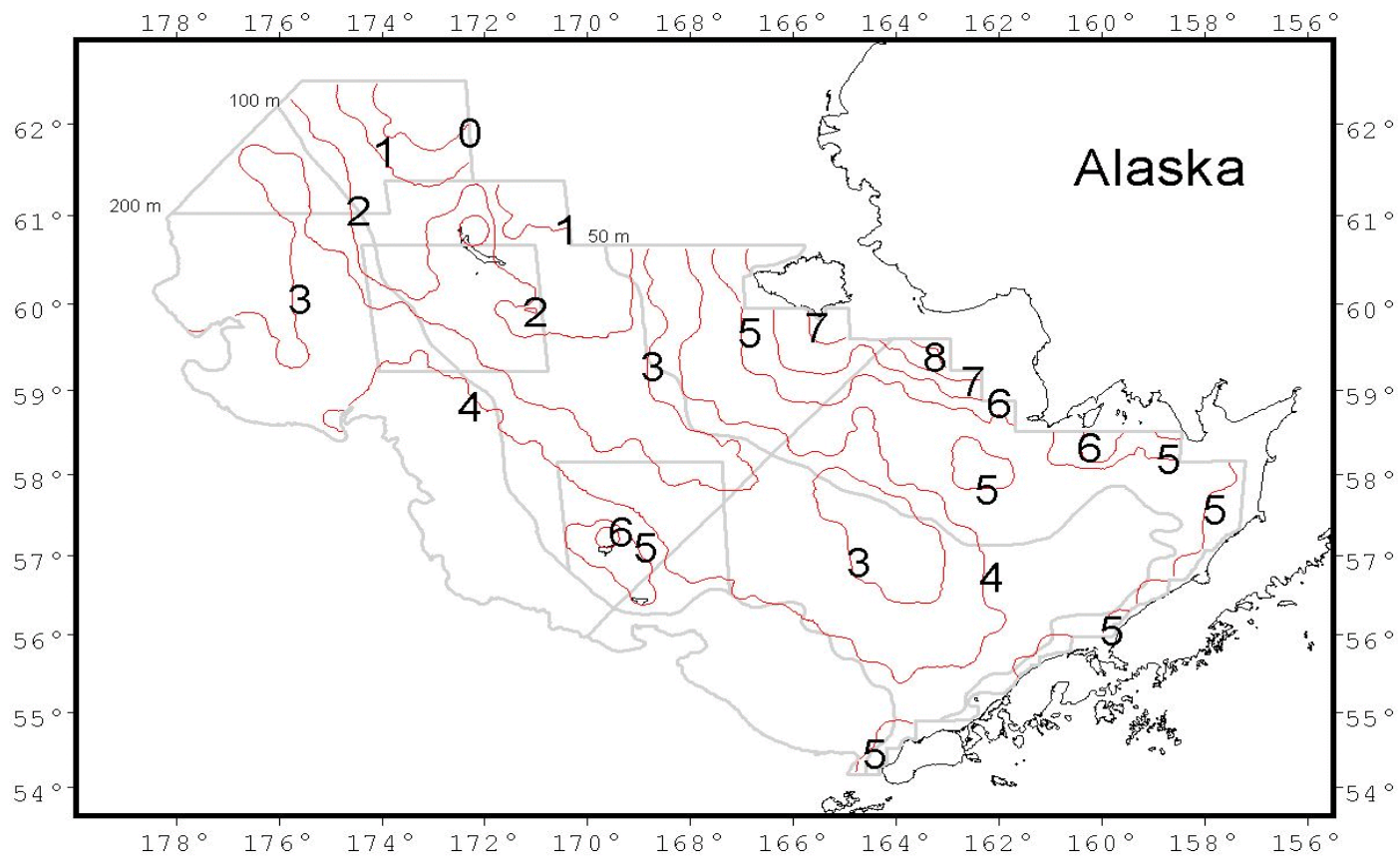


Figure 18.-Bottom temperature contours (°C) from data collected during the 2003 eastern Bering Sea summer crab/groundfish survey.

APPENDIX

Station, haul, and catch data

Table 1.--Haul and catch data for successfully completed tows by the F/V *Arcturus*.

Table 2.--Haul and catch data for successfully completed tows by the F/V *Aldebaran*.

Definitions

1. Performance code "0" represents a satisfactory tow; performance codes greater than "0" represent a satisfactory tow, although some minor event occurred during the tow.
2. Gear code "44" refers to the 83-112 eastern trawl used by both vessels during the 2002 eastern Bering Sea crab-groundfish survey. The effective pathwidth of the trawl was continuously monitored by net mensuration instruments (refer to page 4).
3. Geodetic positions are displayed in the tables as degrees and decimal minutes; for example, 16508.8 corresponds to 165° 08.8'W longitude.

Units

1. Gear depths are in meters.
2. Distances are in kilometers.
3. Catch weights are given in kilograms.

Appendix Table 1.--Haul and catch data for successfully completed tows by F/V *Arcturus*.

| STATION ID | 2324 | 2522 | 2526 | 2718 | 2720 | 2724 | 2726 | 2728 | 2918 | 2922 | 2926 |
|----------------------|----------|----------|----------|----------|----------|----------|----------|----------|----------|----------|----------|
| MONTH/DAY/YEAR | 06-13-03 | 06-13-03 | 06-20-03 | 06-11-03 | 06-13-03 | 06-20-03 | 06-20-03 | 06-20-03 | 06-13-03 | 06-17-03 | 06-21-03 |
| LATITUDE START | 5439.3 | 5459.8 | 5459.4 | 5519.8 | 5520.0 | 5519.3 | 5519.1 | 5519.1 | 5539.6 | 5541.1 | 5539.0 |
| LONGITUDE START | 16509.9 | 16435.5 | 16544.9 | 16324.7 | 16401.5 | 16509.8 | 16546.9 | 16621.0 | 16324.3 | 16435.8 | 16548.0 |
| GEAR DEPTH (m) | 81 | 58 | 129 | 47 | 76 | 110 | 119 | 131 | 80 | 94 | 116 |
| DURATION (hr) | 0.17 | 0.50 | 0.50 | 0.07 | 0.51 | 0.50 | 0.49 | 0.49 | 0.51 | 0.34 | 0.49 |
| DISTANCE FISHED (km) | 0.90 | 2.77 | 2.73 | 0.35 | 2.87 | 2.75 | 2.69 | 2.63 | 2.68 | 1.83 | 2.68 |
| PERFORMANCE/GEAR | 0.00/44 | 0.00/44 | 0.00/44 | 0.00/44 | 0.00/44 | 0.00/44 | 0.00/44 | 0.00/44 | 0.00/44 | 0.00/44 | 0.00/44 |
| POLLOCK | 1076.8 | 273.7 | 58.4 | 9439.4 | 472.1 | 38.1 | 14.7 | 4.8 | 732.4 | 56.2 | 57.0 |
| PAC COD | 26.6 | 122.8 | 4.6 | 30.0 | 72.8 | 6.1 | 6.7 | 7.2 | 23.7 | 77.8 | 9.4 |
| PAC OCEAN PERCH | 0.0 | 0.0 | 0.0 | 0.0 | 0.0 | 0.0 | 0.0 | 0.0 | 0.0 | 0.1 | 0.0 |
| OTHER ROCKFISH | 0.0 | 0.0 | 0.0 | 0.0 | 0.0 | 0.0 | 0.0 | 0.0 | 0.0 | 0.0 | 0.0 |
| SABLEFISH | 0.0 | 0.0 | 0.0 | 0.0 | 2.2 | 6.8 | 0.0 | 0.0 | 0.0 | 0.0 | 0.0 |
| HERRING | 0.0 | 0.0 | 0.0 | 0.0 | 0.0 | 0.0 | 0.0 | 0.0 | 0.0 | 0.0 | 0.0 |
| ATKA MACKEREL | 0.0 | 1.0 | 0.0 | 0.0 | 0.0 | 0.0 | 0.0 | 0.0 | 0.0 | 0.0 | 0.0 |
| SCULPINS | 3.2 | 18.0 | 1.4 | 0.0 | 7.1 | 10.6 | 5.1 | 0.1 | 27.5 | 0.2 | 0.6 |
| EELPOUTS | 0.0 | 0.0 | 1.3 | 0.0 | 0.0 | 1.4 | 0.2 | 0.1 | 0.0 | 2.4 | 1.4 |
| OTHER ROUND FISH | 0.6 | 25.0 | 0.1 | 0.2 | 1.5 | 0.0 | 0.8 | 2.1 | 4.9 | 0.9 | 1.3 |
| TOTAL ROUND FISH | 1107.1 | 440.5 | 65.8 | 9469.6 | 555.7 | 63.2 | 27.4 | 14.3 | 788.4 | 137.7 | 69.7 |
| YELLOWFIN SOLE | 10.6 | 32.4 | 0.0 | 100.9 | 106.7 | 0.6 | 0.0 | 0.0 | 348.4 | 7.0 | 0.0 |
| ROCK SOLE | 126.2 | 155.0 | 0.0 | 48.9 | 64.8 | 0.0 | 0.0 | 0.0 | 90.1 | 28.1 | 0.0 |
| FLATHEAD SOLE | 63.6 | 11.6 | 60.3 | 106.1 | 44.8 | 98.7 | 63.8 | 118.0 | 88.1 | 101.6 | 77.9 |
| ALASKA PLAICE | 0.0 | 0.0 | 0.0 | 2.3 | 0.0 | 0.0 | 0.0 | 0.0 | 113.6 | 0.0 | 0.0 |
| GREENLAND TBT | 0.0 | 0.0 | 0.0 | 0.0 | 0.0 | 0.0 | 0.0 | 0.0 | 0.0 | 0.0 | 0.0 |
| ARROWTOOTH FL | 134.6 | 9.0 | 78.3 | 88.0 | 287.4 | 317.8 | 114.0 | 85.9 | 160.8 | 167.6 | 127.1 |
| PACIFIC HALIB | 43.8 | 22.1 | 12.0 | 1.9 | 45.3 | 1.7 | 20.8 | 0.0 | 5.8 | 18.9 | 0.0 |
| OTHER FLATFISH | 7.3 | 0.6 | 19.8 | 0.0 | 0.5 | 18.7 | 19.1 | 25.7 | 23.0 | 5.0 | 7.0 |
| TOTAL FLATFISH | 386.1 | 230.6 | 170.5 | 348.1 | 549.5 | 437.4 | 217.6 | 229.6 | 829.8 | 328.0 | 212.0 |
| SKATES | 38.9 | 10.7 | 232.7 | 0.0 | 33.2 | 119.4 | 91.2 | 56.4 | 160.4 | 141.3 | 71.4 |
| SHARKS | 0.0 | 0.0 | 0.0 | 0.0 | 0.0 | 0.0 | 0.0 | 0.0 | 0.0 | 0.0 | 0.0 |
| TOTAL ELASM | 38.9 | 10.7 | 232.7 | 0.0 | 33.2 | 119.4 | 91.2 | 56.4 | 160.4 | 141.3 | 71.4 |
| RED KING CRAB | 0.0 | 0.0 | 0.0 | 1.2 | 0.0 | 0.0 | 0.0 | 0.0 | 13.2 | 0.0 | 0.0 |
| BLUE KING CRAB | 0.0 | 0.0 | 0.0 | 0.0 | 0.0 | 0.0 | 0.0 | 0.0 | 0.0 | 0.0 | 0.0 |
| TANNER, BAIRDI | 0.0 | 0.0 | 15.9 | 5.2 | 1.6 | 44.1 | 19.7 | 24.6 | 52.8 | 19.9 | 24.5 |
| TANNER, OPILIO | 0.0 | 0.0 | 0.6 | 0.0 | 0.0 | 1.4 | 1.9 | 3.2 | 0.0 | 5.1 | 0.7 |
| OTHER CRAB | 0.5 | 0.8 | 5.2 | 4.4 | 3.5 | 4.0 | 1.1 | 0.5 | 18.7 | 32.7 | 8.0 |
| SNAILS | 2.2 | 0.1 | 3.9 | 0.0 | 32.3 | 9.1 | 2.5 | 3.9 | 40.4 | 32.3 | 2.8 |
| SHRIMP | 0.0 | 0.0 | 0.0 | 0.0 | 0.0 | 0.0 | 0.0 | 0.0 | 0.0 | 0.0 | 0.0 |
| STARFISH | 0.0 | 9.7 | 0.0 | 0.0 | 0.0 | 0.9 | 0.0 | 0.0 | 22.3 | 0.4 | 0.0 |
| SQUID | 0.0 | 0.0 | 0.0 | 0.0 | 0.0 | 0.0 | 0.0 | 0.0 | 0.0 | 0.0 | 0.0 |
| OCTOPUS | 0.0 | 43.4 | 0.0 | 0.0 | 0.0 | 0.0 | 0.0 | 0.0 | 0.0 | 0.0 | 0.0 |
| OTHER INVERTS | 23.2 | 128.0 | 64.4 | 0.9 | 186.8 | 32.3 | 27.8 | 12.7 | 44.1 | 44.7 | 11.3 |
| TOTAL INVERTS | 26.0 | 181.9 | 90.1 | 11.6 | 224.3 | 91.8 | 53.0 | 44.8 | 191.5 | 135.1 | 47.3 |
| MISC. | 0.0 | 0.8 | 0.5 | 0.6 | 0.9 | 3.0 | 1.1 | 0.1 | 3.9 | 15.5 | 1.0 |
| TOTAL CATCH | 1558.0 | 864.5 | 559.6 | 9830.0 | 1363.6 | 714.8 | 390.3 | 345.3 | 1974.0 | 757.6 | 401.5 |

Appendix Table 1.-Continued.

| STATION ID | 2930 | 2932 | 3114 | 3118 | 3122 | 3126 | 3130 | 3310 | 3314 | 3318 | 3322 |
|----------------------|----------|----------|----------|----------|----------|----------|----------|----------|----------|----------|----------|
| MONTH/DAY/YEAR | 06-26-03 | 06-26-03 | 06-11-03 | 06-14-03 | 06-17-03 | 06-21-03 | 06-26-03 | 06-05-03 | 06-11-03 | 06-14-03 | 06-17-03 |
| LATITUDE START | 5540.0 | 5540.0 | 5600.5 | 5559.1 | 5600.8 | 5559.3 | 5600.0 | 5619.9 | 5620.9 | 5619.3 | 5620.8 |
| LONGITUDE START | 16657.4 | 16733.2 | 16213.7 | 16324.2 | 16435.1 | 16546.8 | 16659.2 | 16100.6 | 16211.1 | 16325.1 | 16436.2 |
| GEAR DEPTH (m) | 133 | 134 | 69 | 87 | 90 | 106 | 132 | 52 | 78 | 84 | 85 |
| DURATION (hr) | 0.49 | 0.49 | 0.50 | 0.27 | 0.50 | 0.49 | 0.50 | 0.50 | 0.51 | 0.49 | 0.49 |
| DISTANCE FISHED (km) | 2.72 | 2.80 | 2.80 | 1.46 | 2.85 | 2.73 | 2.74 | 2.71 | 2.81 | 2.73 | 2.66 |
| PERFORMANCE/GEAR | 0.00/44 | 0.00/44 | 0.00/44 | 0.00/44 | 0.00/44 | 0.00/44 | 0.00/44 | 0.00/44 | 0.00/44 | 0.00/44 | 0.00/44 |
| POLLOCK | 4.5 | 15.6 | 953.9 | 210.7 | 496.8 | 351.8 | 20.0 | 23.2 | 297.6 | 926.5 | 118.3 |
| PAC COD | 25.6 | 0.0 | 41.6 | 9.8 | 71.3 | 32.1 | 4.9 | 43.7 | 70.9 | 13.2 | 48.3 |
| PAC OCEAN PERCH | 0.0 | 0.0 | 0.0 | 0.0 | 0.0 | 0.0 | 0.0 | 0.0 | 0.0 | 0.0 | 0.0 |
| OTHER ROCKFISH | 7.4 | 0.0 | 0.0 | 0.0 | 0.0 | 0.0 | 0.0 | 0.0 | 0.0 | 0.0 | 0.0 |
| SABLEFISH | 0.0 | 0.0 | 0.0 | 0.0 | 0.0 | 0.0 | 0.0 | 0.0 | 0.0 | 0.0 | 0.0 |
| HERRING | 0.0 | 0.0 | 0.0 | 0.0 | 0.0 | 0.0 | 0.0 | 0.0 | 0.0 | 0.0 | 0.0 |
| ATKA MACKEREL | 0.0 | 0.0 | 0.0 | 0.0 | 0.0 | 0.0 | 0.0 | 0.0 | 0.0 | 0.0 | 0.0 |
| SCULPINS | 6.5 | 0.0 | 0.9 | 2.1 | 1.7 | 9.8 | 0.1 | 33.7 | 0.0 | 55.8 | 9.9 |
| EELPOUTS | 4.2 | 1.7 | 0.0 | 0.0 | 3.2 | 1.1 | 5.3 | 0.0 | 0.0 | 2.5 | 7.6 |
| OTHER ROUNDFISH | 10.9 | 6.1 | 6.0 | 1.4 | 0.2 | 8.2 | 5.9 | 2.7 | 5.6 | 2.6 | 0.7 |
| TOTAL ROUNDFISH | 59.1 | 23.4 | 1002.4 | 224.0 | 573.2 | 403.1 | 36.1 | 103.2 | 374.2 | 1000.7 | 184.8 |
| YELLOWFIN SOLE | 0.0 | 0.0 | 518.7 | 133.0 | 24.3 | 0.0 | 0.0 | 722.3 | 457.1 | 518.4 | 124.6 |
| ROCK SOLE | 0.0 | 0.0 | 192.8 | 53.8 | 55.9 | 0.0 | 0.0 | 603.9 | 434.3 | 120.7 | 67.7 |
| FLATHEAD SOLE | 153.7 | 27.3 | 100.6 | 46.9 | 57.9 | 118.2 | 91.7 | 29.6 | 95.9 | 87.4 | 23.6 |
| ALASKA PLAICE | 0.0 | 0.0 | 31.9 | 31.0 | 3.3 | 0.0 | 0.0 | 15.3 | 13.4 | 117.5 | 12.3 |
| GREENLAND TBT | 0.0 | 0.0 | 0.0 | 0.0 | 0.0 | 0.0 | 0.0 | 0.0 | 0.0 | 0.0 | 0.0 |
| ARROWTOOTH FL | 98.5 | 37.9 | 165.2 | 39.9 | 55.3 | 264.7 | 54.5 | 9.7 | 54.6 | 87.6 | 36.7 |
| PACIFIC HALIB | 3.9 | 7.6 | 28.4 | 0.0 | 0.0 | 8.2 | 0.0 | 2.3 | 1.5 | 4.6 | 0.0 |
| OTHER FLATFISH | 17.2 | 7.2 | 23.0 | 1.0 | 0.7 | 2.3 | 4.5 | 25.8 | 4.5 | 1.2 | 1.1 |
| TOTAL FLATFISH | 273.4 | 80.0 | 1060.6 | 305.6 | 197.5 | 393.4 | 150.7 | 1408.9 | 1061.4 | 937.3 | 266.1 |
| SKATES | 51.5 | 60.7 | 32.1 | 13.8 | 24.7 | 60.5 | 18.2 | 72.2 | 0.0 | 32.5 | 41.4 |
| SHARKS | 0.0 | 0.0 | 0.0 | 0.0 | 0.0 | 0.0 | 0.0 | 0.0 | 0.0 | 0.0 | 0.0 |
| TOTAL ELASM | 51.5 | 60.7 | 32.1 | 13.8 | 24.7 | 60.5 | 18.2 | 72.2 | 0.0 | 32.5 | 41.4 |
| RED KING CRAB | 0.0 | 0.0 | 13.2 | 63.6 | 0.0 | 0.0 | 0.0 | 21.5 | 52.7 | 78.1 | 0.0 |
| BLUE KING CRAB | 0.0 | 0.0 | 0.0 | 0.0 | 0.0 | 0.0 | 0.0 | 0.0 | 0.0 | 0.0 | 0.0 |
| TANNER, BAIRDI | 3.1 | 3.4 | 0.2 | 6.8 | 8.2 | 42.4 | 16.5 | 3.1 | 11.0 | 5.3 | 12.2 |
| TANNER, OPILIO | 0.7 | 0.3 | 0.7 | 0.7 | 3.0 | 1.1 | 1.7 | 0.0 | 0.5 | 1.3 | 2.4 |
| OTHER CRAB | 0.0 | 1.5 | 5.6 | 19.4 | 79.3 | 27.3 | 1.4 | 44.4 | 15.2 | 44.9 | 80.2 |
| SNAILS | 1.3 | 4.4 | 9.0 | 10.1 | 45.2 | 16.3 | 4.0 | 4.8 | 4.4 | 124.2 | 187.0 |
| SHRIMP | 0.0 | 0.0 | 0.0 | 0.0 | 0.0 | 0.0 | 0.0 | 0.0 | 0.0 | 0.0 | 0.0 |
| STARFISH | 0.5 | 0.1 | 74.7 | 2.1 | 4.6 | 0.0 | 0.6 | 1155.6 | 60.9 | 165.5 | 9.7 |
| SQUID | 0.0 | 0.0 | 0.0 | 0.0 | 0.0 | 0.0 | 0.0 | 0.0 | 0.0 | 0.0 | 0.0 |
| OCTOPUS | 0.0 | 0.0 | 0.0 | 0.0 | 0.0 | 0.0 | 0.0 | 0.0 | 0.0 | 0.0 | 0.0 |
| OTHER INVERTS | 2.3 | 4.7 | 40.1 | 134.6 | 25.4 | 57.9 | 7.6 | 65.4 | 2814.5 | 464.7 | 28.9 |
| TOTAL INVERTS | 7.9 | 14.5 | 143.6 | 237.1 | 165.7 | 145.1 | 31.9 | 1294.9 | 2959.1 | 884.0 | 320.4 |
| MISC. | 0.2 | 0.2 | 1.3 | 13.8 | 57.2 | 5.4 | 0.1 | 52.8 | 3.4 | 77.5 | 33.1 |
| TOTAL CATCH | 392.1 | 178.8 | 2240.0 | 794.4 | 1018.2 | 1007.5 | 237.0 | 2932.0 | 4398.0 | 2932.0 | 845.7 |

Appendix Table 1.-Continued.

| STATION ID | 3326 | 3330 | 3334 | 3336 | 3338 | 3340 | 3342 | 3506 | 3510 | 3514 | 3516 |
|----------------------|----------|----------|----------|----------|----------|----------|----------|----------|----------|----------|----------|
| MONTH/DAY/YEAR | 06-21-03 | 06-26-03 | 06-27-03 | 06-27-03 | 06-27-03 | 06-27-03 | 06-27-03 | 06-04-03 | 06-05-03 | 06-10-03 | 06-10-03 |
| LATITUDE START | 5619.4 | 5619.9 | 5619.9 | 5619.9 | 5620.7 | 5619.9 | 5620.0 | 5640.3 | 5639.1 | 5641.1 | 5640.1 |
| LONGITUDE START | 16548.1 | 16701.2 | 16813.0 | 16851.0 | 16927.4 | 17002.1 | 17039.9 | 15944.8 | 16059.1 | 16211.2 | 16245.5 |
| GEAR DEPTH (m) | 90 | 112 | 151 | 127 | 139 | 108 | 120 | 34 | 66 | 68 | 70 |
| DURATION (hr) | 0.51 | 0.50 | 0.49 | 0.50 | 0.49 | 0.51 | 0.50 | 0.24 | 0.50 | 0.25 | 0.52 |
| DISTANCE FISHED (km) | 2.79 | 2.78 | 2.72 | 2.73 | 2.73 | 2.88 | 2.80 | 1.28 | 2.72 | 1.37 | 2.88 |
| PERFORMANCE/GEAR | 0.00/44 | 0.00/44 | 3.10/44 | 0.00/44 | 4.10/44 | 0.00/44 | 0.00/44 | 0.00/44 | 0.00/44 | 0.00/44 | 0.00/44 |
| POLLOCK | 210.3 | 41.5 | 7.5 | 144.2 | 16.3 | 19.1 | 357.1 | 5.8 | 20.9 | 41.9 | 625.8 |
| PAC COD | 160.8 | 11.5 | 8.7 | 61.6 | 141.8 | 30.1 | 34.0 | 11.0 | 30.6 | 18.0 | 118.7 |
| PAC OCEAN PERCH | 0.0 | 0.0 | 0.0 | 0.0 | 0.2 | 0.0 | 0.0 | 0.0 | 0.0 | 0.0 | 0.0 |
| OTHER ROCKFISH | 0.0 | 0.0 | 0.0 | 0.0 | 41.8 | 0.0 | 0.0 | 0.0 | 0.0 | 0.0 | 0.0 |
| SABLEFISH | 0.0 | 0.0 | 0.0 | 0.0 | 0.0 | 0.0 | 0.0 | 0.0 | 0.0 | 0.0 | 0.0 |
| HERRING | 0.0 | 0.0 | 0.0 | 0.0 | 0.0 | 0.0 | 0.0 | 0.2 | 0.0 | 0.0 | 0.0 |
| ATKA MACKEREL | 0.0 | 0.0 | 0.0 | 0.0 | 0.0 | 0.0 | 0.0 | 0.0 | 0.0 | 0.0 | 0.0 |
| SCULPINS | 0.9 | 0.2 | 19.3 | 0.9 | 3.4 | 16.0 | 0.9 | 2.3 | 50.8 | 0.7 | 86.2 |
| EELPOUTS | 4.1 | 23.5 | 0.2 | 0.1 | 0.0 | 0.0 | 0.0 | 0.0 | 0.0 | 0.0 | 0.0 |
| OTHER ROUNDFISH | 1.0 | 17.6 | 0.5 | 1.0 | 136.6 | 0.1 | 0.1 | 2.0 | 23.8 | 1.2 | 2.1 |
| TOTAL ROUNDFISH | 377.0 | 94.2 | 36.2 | 207.8 | 340.1 | 65.3 | 392.2 | 21.5 | 126.0 | 61.8 | 832.8 |
| YELLOWFIN SOLE | 2.6 | 0.0 | 0.0 | 0.0 | 0.0 | 0.0 | 0.0 | 300.4 | 767.7 | 188.7 | 525.7 |
| ROCK SOLE | 9.1 | 0.0 | 0.0 | 19.6 | 2.6 | 0.0 | 0.0 | 153.8 | 927.7 | 238.9 | 234.4 |
| FLATHEAD SOLE | 48.3 | 153.0 | 9.7 | 91.0 | 3.3 | 329.2 | 112.2 | 3.0 | 75.6 | 18.3 | 63.0 |
| ALASKA PLAICE | 1.1 | 0.0 | 0.0 | 0.0 | 0.0 | 0.0 | 0.0 | 1.8 | 144.0 | 2.7 | 336.5 |
| GREENLAND TBT | 8.4 | 0.0 | 0.0 | 0.0 | 0.0 | 0.0 | 0.0 | 0.0 | 0.0 | 0.0 | 0.0 |
| ARROWTOOTH FL | 79.2 | 125.2 | 134.8 | 203.9 | 394.4 | 91.1 | 97.1 | 0.0 | 32.5 | 18.4 | 78.9 |
| PACIFIC HALIB | 6.8 | 12.8 | 0.0 | 0.0 | 12.5 | 59.4 | 72.9 | 12.3 | 12.5 | 19.3 | 10.4 |
| OTHER FLATFISH | 1.2 | 18.3 | 4.4 | 8.1 | 13.9 | 42.4 | 62.8 | 38.4 | 33.0 | 0.1 | 1.9 |
| TOTAL FLATFISH | 156.7 | 309.4 | 148.9 | 322.5 | 426.7 | 522.1 | 345.0 | 509.8 | 1993.0 | 486.3 | 1251.1 |
| SKATES | 14.7 | 0.0 | 39.1 | 49.2 | 98.9 | 23.8 | 29.7 | 8.9 | 10.5 | 12.7 | 19.1 |
| SHARKS | 0.0 | 0.0 | 0.0 | 0.0 | 0.0 | 0.0 | 0.0 | 0.0 | 0.0 | 0.0 | 0.0 |
| TOTAL ELASM | 14.7 | 0.0 | 39.1 | 49.2 | 98.9 | 23.8 | 29.7 | 8.9 | 10.5 | 12.7 | 19.1 |
| RED KING CRAB | 0.0 | 0.0 | 0.0 | 0.0 | 0.0 | 0.0 | 0.0 | 0.0 | 72.1 | 31.2 | 37.4 |
| BLUE KING CRAB | 0.0 | 0.0 | 0.0 | 0.0 | 0.0 | 0.0 | 0.0 | 0.0 | 0.0 | 0.0 | 0.0 |
| TANNER, BAIRDI | 8.4 | 15.4 | 76.0 | 109.3 | 8.6 | 12.4 | 7.2 | 0.0 | 6.9 | 1.9 | 5.2 |
| TANNER, OPILIO | 3.8 | 2.4 | 1.0 | 0.0 | 0.0 | 3.6 | 0.0 | 0.0 | 0.0 | 0.0 | 0.0 |
| OTHER CRAB | 114.5 | 26.6 | 3.9 | 6.1 | 10.0 | 19.2 | 14.1 | 2.5 | 77.0 | 2.0 | 7.1 |
| SNAILS | 77.9 | 13.6 | 2.9 | 9.8 | 10.5 | 15.3 | 36.9 | 0.0 | 3.3 | 0.0 | 9.8 |
| SHRIMP | 0.0 | 0.0 | 0.2 | 0.1 | 0.1 | 0.1 | 0.1 | 0.0 | 0.0 | 0.0 | 0.0 |
| STARFISH | 25.6 | 7.0 | 2.9 | 3.7 | 2.4 | 0.1 | 0.4 | 88.9 | 84.2 | 0.0 | 90.2 |
| SQUID | 0.0 | 0.0 | 0.0 | 0.0 | 0.0 | 0.0 | 0.0 | 0.0 | 0.0 | 0.0 | 0.0 |
| OCTOPUS | 0.0 | 0.0 | 24.1 | 0.0 | 0.0 | 0.0 | 39.5 | 0.0 | 0.0 | 0.0 | 0.0 |
| OTHER INVERTS | 34.3 | 23.0 | 21.2 | 26.2 | 0.9 | 30.0 | 743.5 | 3.5 | 34.9 | 17.4 | 20.1 |
| TOTAL INVERTS | 264.5 | 88.0 | 132.3 | 155.0 | 32.4 | 80.8 | 841.6 | 94.9 | 278.5 | 52.5 | 169.9 |
| MISC. | 34.5 | 4.6 | 1.0 | 0.5 | 2.1 | 0.4 | 7.5 | 1.8 | 18.0 | 1.7 | 11.1 |
| TOTAL CATCH | 847.4 | 496.3 | 357.6 | 735.0 | 900.3 | 692.4 | 1616.0 | 636.9 | 2426.0 | 615.0 | 2284.0 |

Appendix Table 1.-Continued.

| STATION ID | 3518 | 3522 | 3526 | 3530 | 3546 | 3706 | 3710 | 3712 | 3714 | 3718 | 3722 |
|----------------------|----------|----------|----------|----------|----------|----------|----------|----------|----------|----------|----------|
| MONTH/DAY/YEAR | 06-14-03 | 06-16-03 | 06-21-03 | 06-26-03 | 07-08-03 | 06-04-03 | 06-05-03 | 06-05-03 | 06-10-03 | 06-14-03 | 06-16-03 |
| LATITUDE START | 5639.1 | 5641.1 | 5639.3 | 5640.7 | 5640.5 | 5700.6 | 5660.0 | 5659.2 | 5700.8 | 5659.2 | 5700.9 |
| LONGITUDE START | 16323.1 | 16436.0 | 16550.9 | 16703.8 | 17157.7 | 15941.4 | 16058.5 | 16134.4 | 16210.1 | 16323.0 | 16436.1 |
| GEAR DEPTH (m) | 73 | 72 | 77 | 94 | 125 | 54 | 62 | 68 | 58 | 63 | 68 |
| DURATION (hr) | 0.50 | 0.52 | 0.50 | 0.49 | 0.49 | 0.51 | 0.50 | 0.50 | 0.52 | 0.49 | 0.49 |
| DISTANCE FISHED (km) | 2.78 | 2.82 | 2.75 | 2.60 | 2.71 | 2.77 | 2.74 | 2.75 | 2.85 | 2.76 | 2.72 |
| PERFORMANCE/GEAR | 0.00/44 | 0.00/44 | 0.00/44 | 0.00/44 | 0.00/44 | 0.00/44 | 0.00/44 | 0.00/44 | 0.00/44 | 0.00/44 | 0.00/44 |
| POLLOCK | 315.6 | 767.3 | 1626.5 | 131.0 | 16.4 | 124.5 | 20.4 | 315.9 | 650.2 | 439.1 | 1928.8 |
| PAC COD | 32.9 | 49.6 | 85.1 | 29.5 | 88.7 | 137.2 | 22.5 | 139.5 | 37.6 | 59.2 | 61.6 |
| PAC OCEAN PERCH | 0.0 | 0.0 | 0.0 | 0.0 | 0.0 | 0.0 | 0.0 | 0.0 | 0.0 | 0.0 | 0.0 |
| OTHER ROCKFISH | 0.0 | 0.0 | 0.0 | 0.0 | 0.0 | 0.0 | 0.0 | 0.0 | 0.0 | 0.0 | 0.0 |
| SABLEFISH | 0.0 | 0.0 | 0.0 | 0.0 | 0.0 | 0.0 | 0.0 | 0.0 | 0.0 | 0.0 | 0.0 |
| HERRING | 0.0 | 0.0 | 0.0 | 0.0 | 0.0 | 0.0 | 0.0 | 0.0 | 0.0 | 6.1 | 0.4 |
| ATKA MACKEREL | 0.0 | 0.0 | 0.0 | 0.0 | 0.0 | 0.0 | 0.0 | 0.0 | 0.0 | 0.0 | 0.0 |
| SCULPINS | 1.0 | 41.2 | 0.0 | 52.0 | 3.4 | 43.5 | 29.6 | 39.8 | 9.2 | 1.9 | 16.5 |
| EELPOUTS | 0.0 | 1.7 | 13.2 | 3.1 | 0.0 | 0.0 | 0.0 | 0.0 | 0.0 | 0.0 | 0.9 |
| OTHER ROUNDFISH | 0.3 | 0.3 | 0.7 | 0.0 | 0.5 | 3.4 | 3.2 | 7.2 | 2.5 | 2.4 | 0.4 |
| TOTAL ROUNDFISH | 349.9 | 860.2 | 1725.5 | 215.6 | 108.9 | 308.6 | 75.8 | 502.4 | 699.6 | 508.7 | 2008.6 |
| YELLOWFIN SOLE | 457.5 | 334.3 | 144.8 | 0.0 | 0.0 | 244.9 | 169.0 | 497.1 | 327.3 | 483.8 | 142.5 |
| ROCK SOLE | 58.0 | 67.8 | 37.9 | 2.9 | 5.7 | 1000.3 | 176.2 | 349.1 | 495.5 | 56.6 | 12.8 |
| FLATHEAD SOLE | 92.4 | 96.7 | 227.8 | 1192.0 | 10.4 | 4.9 | 32.6 | 65.8 | 38.5 | 26.2 | 23.3 |
| ALASKA PLAICE | 70.1 | 5.8 | 0.0 | 0.0 | 0.0 | 1.6 | 5.3 | 44.5 | 34.2 | 41.7 | 14.6 |
| GREENLAND TBT | 0.0 | 0.0 | 0.0 | 6.8 | 0.0 | 0.0 | 0.0 | 0.0 | 0.0 | 0.0 | 0.0 |
| ARROWTOOTH FL | 47.1 | 35.7 | 68.2 | 218.8 | 71.8 | 0.5 | 2.9 | 13.8 | 24.2 | 27.2 | 2.8 |
| PACIFIC HALIB | 0.6 | 1.8 | 0.0 | 0.0 | 2.9 | 10.6 | 11.7 | 5.1 | 6.6 | 0.9 | 1.5 |
| OTHER FLATFISH | 0.0 | 0.0 | 0.0 | 6.8 | 23.4 | 9.7 | 39.9 | 0.0 | 0.6 | 1.1 | 0.0 |
| TOTAL FLATFISH | 725.8 | 542.0 | 478.8 | 1427.3 | 114.2 | 1272.5 | 437.6 | 975.4 | 926.9 | 637.7 | 197.4 |
| SKATES | 11.5 | 7.3 | 28.6 | 13.1 | 0.0 | 14.1 | 2.2 | 7.4 | 6.4 | 2.1 | 20.2 |
| SHARKS | 0.0 | 0.0 | 0.0 | 0.0 | 0.0 | 0.0 | 0.0 | 0.0 | 0.0 | 0.0 | 0.0 |
| TOTAL ELASM | 11.5 | 7.3 | 28.6 | 13.1 | 0.0 | 14.1 | 2.2 | 7.4 | 6.4 | 2.1 | 20.2 |
| RED KING CRAB | 23.7 | 0.0 | 0.0 | 0.0 | 0.0 | 12.5 | 64.5 | 128.7 | 142.1 | 28.2 | 1.9 |
| BLUE KING CRAB | 0.0 | 0.0 | 0.0 | 0.0 | 0.0 | 0.0 | 0.0 | 0.0 | 0.0 | 0.0 | 0.0 |
| TANNER, BAIRDI | 4.7 | 2.4 | 4.3 | 16.0 | 0.5 | 6.2 | 2.3 | 0.9 | 3.0 | 1.2 | 1.9 |
| TANNER, OPILIO | 0.0 | 3.4 | 1.0 | 1.6 | 0.0 | 0.0 | 0.0 | 0.4 | 0.0 | 0.9 | 6.1 |
| OTHER CRAB | 5.4 | 22.5 | 63.2 | 56.5 | 2.8 | 10.8 | 17.9 | 2.2 | 0.3 | 8.4 | 7.3 |
| SNAILS | 11.8 | 230.9 | 44.5 | 40.6 | 5.7 | 2.6 | 2.9 | 0.0 | 0.0 | 16.8 | 24.0 |
| SHRIMP | 0.0 | 0.0 | 0.0 | 0.0 | 0.2 | 0.0 | 0.0 | 0.0 | 0.0 | 0.0 | 0.0 |
| STARFISH | 151.9 | 22.2 | 111.2 | 167.1 | 0.1 | 648.7 | 0.6 | 36.5 | 0.0 | 19.7 | 44.5 |
| SQUID | 0.0 | 0.0 | 0.0 | 0.0 | 0.0 | 0.0 | 0.0 | 0.0 | 0.0 | 0.0 | 0.0 |
| OCTOPUS | 0.0 | 0.0 | 0.0 | 0.0 | 30.5 | 0.0 | 0.0 | 0.0 | 0.0 | 0.0 | 0.0 |
| OTHER INVERTS | 29.8 | 77.8 | 163.0 | 11.8 | 236.6 | 183.5 | 38.2 | 14.5 | 8.4 | 115.4 | 80.2 |
| TOTAL INVERTS | 227.4 | 359.2 | 387.1 | 293.5 | 276.5 | 864.3 | 126.5 | 183.2 | 153.9 | 190.6 | 166.0 |
| MISC. | 5.5 | 71.3 | 35.9 | 24.5 | 1.9 | 4.5 | 2.9 | 3.6 | 1.3 | 13.0 | 1.7 |
| TOTAL CATCH | 1320.0 | 1840.0 | 2656.0 | 1974.0 | 501.6 | 2464.0 | 645.0 | 1672.0 | 1788.0 | 1352.0 | 2394.0 |

Appendix Table 1.-Continued.

| STATION ID | 3726 | 3730 | 3734 | 3738 | 3742 | 3746 | 3902 | 3906 | 3910 | 3914 | 3918 |
|----------------------|----------|----------|----------|----------|----------|----------|----------|----------|----------|----------|----------|
| MONTH/DAY/YEAR | 06-21-03 | 06-25-03 | 07-02-03 | 06-29-03 | 07-06-03 | 07-08-03 | 06-02-03 | 06-04-03 | 06-05-03 | 06-10-03 | 06-14-03 |
| LATITUDE START | 5659.2 | 5701.0 | 5659.6 | 5659.0 | 5658.9 | 5700.4 | 5719.3 | 5720.6 | 5719.0 | 5720.7 | 5719.4 |
| LONGITUDE START | 16550.9 | 16705.0 | 16820.3 | 16933.0 | 17047.0 | 17159.8 | 15825.3 | 15940.1 | 16056.0 | 16209.2 | 16323.3 |
| GEAR DEPTH (m) | 71 | 72 | 81 | 59 | 97 | 115 | 29 | 55 | 62 | 49 | 51 |
| DURATION (hr) | 0.50 | 0.52 | 0.51 | 0.51 | 0.51 | 0.49 | 0.51 | 0.49 | 0.50 | 0.51 | 0.50 |
| DISTANCE FISHED (km) | 2.81 | 2.81 | 2.87 | 2.80 | 2.80 | 2.70 | 2.73 | 2.63 | 2.73 | 2.82 | 2.80 |
| PERFORMANCE/GEAR | 0.00/44 | 0.00/44 | 0.00/44 | 0.00/44 | 0.00/44 | 0.00/44 | 0.00/44 | 0.00/44 | 0.00/44 | 0.00/44 | 0.00/44 |
| POLLOCK | 719.3 | 208.7 | 440.2 | 267.3 | 794.7 | 1467.1 | 13.1 | 17.8 | 9.3 | 53.3 | 363.8 |
| PAC COD | 49.1 | 48.0 | 188.0 | 66.5 | 66.6 | 95.4 | 34.8 | 30.6 | 50.3 | 39.7 | 75.6 |
| PAC OCEAN PERCH | 0.0 | 0.0 | 0.0 | 0.0 | 0.0 | 0.0 | 0.0 | 0.0 | 0.0 | 0.0 | 0.0 |
| OTHER ROCKFISH | 0.0 | 0.0 | 0.0 | 0.0 | 0.0 | 0.0 | 0.0 | 0.0 | 0.0 | 0.0 | 0.0 |
| SABLEFISH | 0.0 | 0.0 | 0.0 | 0.0 | 0.0 | 0.0 | 0.0 | 0.0 | 0.0 | 0.0 | 0.0 |
| HERRING | 8.5 | 0.0 | 0.0 | 0.0 | 0.0 | 0.0 | 0.6 | 0.0 | 0.0 | 0.0 | 0.0 |
| ATKA MACKEREL | 0.0 | 0.0 | 0.0 | 0.0 | 0.0 | 0.0 | 0.0 | 0.0 | 0.0 | 0.0 | 0.0 |
| SCULPINS | 9.8 | 32.0 | 15.7 | 13.7 | 5.2 | 0.0 | 15.6 | 13.1 | 2.2 | 21.6 | 17.0 |
| EELPOUTS | 10.8 | 0.0 | 3.1 | 0.2 | 21.4 | 0.0 | 0.0 | 0.0 | 0.0 | 0.0 | 0.0 |
| OTHER ROUNDFISH | 1.3 | 0.6 | 1.2 | 11.1 | 0.6 | 0.0 | 5.6 | 1.5 | 4.7 | 0.5 | 10.3 |
| TOTAL ROUNDFISH | 798.8 | 289.2 | 648.1 | 358.7 | 888.5 | 1562.5 | 69.7 | 63.0 | 66.5 | 115.0 | 466.8 |
| YELLOWFIN SOLE | 310.6 | 98.1 | 10.8 | 8.0 | 0.0 | 0.0 | 866.2 | 156.6 | 220.6 | 2282.7 | 537.5 |
| ROCK SOLE | 0.0 | 41.3 | 182.6 | 455.9 | 1.3 | 0.0 | 2026.9 | 467.4 | 406.9 | 785.6 | 968.4 |
| FLATHEAD SOLE | 80.9 | 225.8 | 33.8 | 0.1 | 257.3 | 6.0 | 0.0 | 6.1 | 27.5 | 33.1 | 12.1 |
| ALASKA PLAICE | 5.3 | 0.9 | 11.1 | 0.0 | 0.0 | 0.0 | 1.4 | 0.6 | 25.8 | 817.6 | 122.9 |
| GREENLAND TBT | 0.0 | 0.0 | 0.0 | 0.0 | 0.0 | 0.0 | 0.0 | 0.0 | 0.0 | 0.0 | 0.0 |
| ARROWTOOTH FL | 30.7 | 29.0 | 71.4 | 63.1 | 100.3 | 34.0 | 0.0 | 0.0 | 2.9 | 0.0 | 3.4 |
| PACIFIC HALIB | 10.7 | 0.0 | 10.4 | 11.2 | 11.6 | 15.0 | 58.2 | 17.7 | 2.4 | 10.9 | 2.8 |
| OTHER FLATFISH | 0.0 | 0.0 | 0.0 | 0.0 | 0.0 | 0.0 | 40.4 | 7.9 | 4.5 | 19.1 | 0.0 |
| TOTAL FLATFISH | 438.2 | 395.2 | 320.1 | 538.3 | 370.5 | 55.0 | 2993.1 | 656.2 | 690.4 | 3948.8 | 1647.2 |
| SKATES | 38.8 | 55.9 | 74.4 | 0.7 | 30.5 | 11.3 | 61.3 | 0.0 | 10.5 | 0.0 | 26.6 |
| SHARKS | 0.0 | 0.0 | 0.0 | 0.0 | 0.0 | 0.0 | 0.0 | 0.0 | 0.0 | 0.0 | 0.0 |
| TOTAL ELASM | 38.8 | 55.9 | 74.4 | 0.7 | 30.5 | 11.3 | 61.3 | 0.0 | 10.5 | 0.0 | 26.6 |
| RED KING CRAB | 0.0 | 0.0 | 0.0 | 26.0 | 0.0 | 0.0 | 0.0 | 25.7 | 192.9 | 190.6 | 23.3 |
| BLUE KING CRAB | 0.0 | 0.0 | 0.0 | 3.6 | 0.0 | 0.0 | 0.0 | 0.0 | 0.0 | 0.0 | 0.0 |
| TANNER, BAIRDI | 3.1 | 3.1 | 5.3 | 85.8 | 39.9 | 2.3 | 0.2 | 1.5 | 1.1 | 1.7 | 1.3 |
| TANNER, OPILIO | 2.6 | 1.6 | 2.9 | 1.5 | 8.8 | 1.3 | 0.0 | 0.0 | 0.0 | 0.0 | 0.0 |
| OTHER CRAB | 31.9 | 220.1 | 27.4 | 103.7 | 57.3 | 2.8 | 1.2 | 5.1 | 8.4 | 3.2 | 3.6 |
| SNAILS | 71.3 | 123.9 | 0.1 | 42.1 | 68.9 | 3.3 | 0.6 | 0.7 | 1.8 | 13.6 | 9.5 |
| SHRIMP | 0.0 | 0.0 | 0.0 | 0.0 | 0.2 | 0.0 | 0.0 | 0.0 | 0.0 | 0.0 | 0.0 |
| STARFISH | 65.3 | 20.0 | 8.9 | 135.2 | 29.4 | 0.4 | 162.0 | 201.2 | 34.2 | 238.3 | 200.6 |
| SQUID | 0.0 | 0.0 | 0.0 | 0.0 | 0.0 | 0.0 | 0.0 | 0.0 | 0.0 | 0.0 | 0.0 |
| OCTOPUS | 0.0 | 0.0 | 0.0 | 0.0 | 17.7 | 0.0 | 0.0 | 0.0 | 0.0 | 0.0 | 0.0 |
| OTHER INVERTS | 116.2 | 183.7 | 99.6 | 1.8 | 20.9 | 559.0 | 5.7 | 45.4 | 37.7 | 2.4 | 87.9 |
| TOTAL INVERTS | 290.4 | 552.4 | 144.1 | 399.7 | 243.1 | 569.2 | 169.7 | 279.7 | 276.2 | 449.9 | 326.3 |
| MISC. | 16.8 | 81.3 | 11.7 | 38.6 | 27.5 | 2.0 | 0.2 | 4.1 | 3.2 | 2.3 | 5.1 |
| TOTAL CATCH | 1583.1 | 1374.0 | 1198.4 | 1336.0 | 1560.0 | 2200.0 | 3294.0 | 1003.0 | 1046.7 | 4516.0 | 2472.0 |

Appendix Table 1.-Continued.

| STATION ID | 3922 | 3926 | 3930 | 3934 | 3938 | 3942 | 3946 | 4102 | 4106 | 4110 | 4114 |
|----------------------|----------|----------|----------|----------|----------|----------|----------|----------|----------|----------|----------|
| MONTH/DAY/YEAR | 06-16-03 | 06-22-03 | 06-25-03 | 07-02-03 | 07-05-03 | 07-06-03 | 07-08-03 | 06-02-03 | 06-04-03 | 06-06-03 | 06-10-03 |
| LATITUDE START | 5720.9 | 5719.3 | 5721.1 | 5719.2 | 5720.5 | 5720.4 | 5720.2 | 5739.1 | 5740.6 | 5739.6 | 5740.6 |
| LONGITUDE START | 16437.1 | 16552.0 | 16707.0 | 16821.1 | 16934.8 | 17050.8 | 17207.2 | 15820.9 | 15938.1 | 16053.1 | 16208.1 |
| GEAR DEPTH (m) | 64 | 67 | 69 | 72 | 63 | 82 | 107 | 32 | 49 | 55 | 45 |
| DURATION (hr) | 0.51 | 0.49 | 0.49 | 0.52 | 0.51 | 0.50 | 0.50 | 0.51 | 0.36 | 0.52 | 0.51 |
| DISTANCE FISHED (km) | 2.75 | 2.70 | 2.70 | 2.85 | 2.82 | 2.83 | 2.75 | 2.75 | 1.92 | 2.85 | 2.78 |
| PERFORMANCE/GEAR | 0.00/44 | 0.00/44 | 0.00/44 | 0.00/44 | 0.00/44 | 0.00/44 | 0.00/44 | 0.00/44 | 0.00/44 | 0.00/44 | 0.00/44 |
| POLLOCK | 698.1 | 88.9 | 1625.4 | 1016.0 | 73.6 | 971.3 | 4460.4 | 15.7 | 14.9 | 258.2 | 139.9 |
| PAC COD | 16.3 | 47.4 | 50.2 | 53.7 | 36.2 | 70.8 | 68.1 | 12.7 | 11.4 | 229.8 | 59.3 |
| PAC OCEAN PERCH | 0.0 | 0.0 | 0.0 | 0.0 | 0.0 | 0.0 | 0.0 | 0.0 | 0.0 | 0.0 | 0.0 |
| OTHER ROCKFISH | 0.0 | 0.0 | 0.0 | 0.0 | 0.0 | 0.0 | 0.0 | 0.0 | 0.0 | 0.0 | 0.0 |
| SABLEFISH | 0.0 | 0.0 | 0.0 | 0.0 | 0.0 | 0.0 | 0.0 | 0.0 | 0.0 | 0.0 | 0.0 |
| HERRING | 0.0 | 2.2 | 0.0 | 0.0 | 0.0 | 0.0 | 0.0 | 0.0 | 0.0 | 0.0 | 0.0 |
| ATKA MACKEREL | 0.0 | 0.0 | 0.0 | 0.0 | 0.0 | 0.0 | 0.0 | 0.0 | 0.0 | 0.0 | 0.0 |
| SCULPINS | 3.7 | 1.1 | 26.3 | 5.3 | 19.2 | 110.8 | 0.0 | 25.3 | 9.0 | 1.8 | 18.5 |
| EELPOUTS | 10.5 | 0.8 | 0.0 | 3.1 | 0.0 | 17.6 | 0.5 | 0.0 | 0.0 | 0.0 | 0.0 |
| OTHER ROUNDFISH | 5.6 | 11.3 | 0.8 | 7.6 | 8.9 | 0.9 | 0.0 | 8.4 | 1.3 | 3.0 | 1.9 |
| TOTAL ROUNDFISH | 734.1 | 151.7 | 1702.6 | 1085.7 | 137.8 | 1171.4 | 4529.0 | 62.1 | 36.6 | 492.7 | 219.6 |
| YELLOWFIN SOLE | 259.0 | 699.9 | 133.2 | 53.7 | 29.0 | 0.0 | 0.0 | 267.0 | 274.9 | 1681.7 | 143.5 |
| ROCK SOLE | 20.9 | 31.1 | 44.9 | 189.9 | 1364.6 | 84.3 | 3.2 | 474.4 | 1238.6 | 546.7 | 1238.0 |
| FLATHEAD SOLE | 10.1 | 21.1 | 47.2 | 2.5 | 0.0 | 110.4 | 20.2 | 0.0 | 1.5 | 27.5 | 17.5 |
| ALASKA PLAICE | 65.8 | 5.1 | 13.6 | 22.0 | 39.5 | 28.0 | 0.0 | 0.9 | 0.8 | 219.4 | 10.2 |
| GREENLAND TBT | 0.0 | 0.0 | 0.0 | 0.0 | 0.0 | 0.0 | 0.0 | 0.0 | 0.0 | 0.0 | 0.0 |
| ARROWTOOTH FL | 1.8 | 43.1 | 43.0 | 39.5 | 68.6 | 29.2 | 72.4 | 0.0 | 0.1 | 0.4 | 0.0 |
| PACIFIC HALIB | 1.9 | 31.3 | 0.0 | 5.1 | 1.2 | 37.6 | 15.4 | 6.3 | 7.2 | 5.9 | 12.6 |
| OTHER FLATFISH | 0.0 | 0.0 | 0.0 | 0.0 | 0.0 | 0.0 | 2.3 | 134.9 | 129.7 | 20.7 | 3.6 |
| TOTAL FLATFISH | 359.5 | 831.6 | 281.9 | 312.7 | 1502.8 | 289.4 | 113.5 | 883.5 | 1652.8 | 2502.2 | 1425.4 |
| SKATES | 24.8 | 72.2 | 16.5 | 1.5 | 0.8 | 17.4 | 24.1 | 0.0 | 11.3 | 30.9 | 80.1 |
| SHARKS | 0.0 | 0.0 | 0.0 | 0.0 | 0.0 | 0.0 | 0.0 | 0.0 | 0.0 | 0.0 | 0.0 |
| TOTAL ELASM | 24.8 | 72.2 | 16.5 | 1.5 | 0.8 | 17.4 | 24.1 | 0.0 | 11.3 | 30.9 | 80.1 |
| RED KING CRAB | 3.3 | 0.0 | 0.0 | 0.0 | 222.0 | 0.0 | 0.0 | 0.1 | 11.6 | 127.2 | 33.5 |
| BLUE KING CRAB | 0.0 | 0.0 | 0.0 | 0.0 | 13.4 | 0.0 | 0.0 | 0.0 | 0.0 | 0.0 | 0.0 |
| TANNER, BAIRDI | 1.4 | 1.2 | 0.7 | 0.9 | 7.6 | 1.3 | 4.7 | 0.0 | 0.0 | 1.4 | 0.0 |
| TANNER, OPILIO | 12.2 | 2.5 | 2.0 | 2.1 | 21.1 | 0.2 | 3.8 | 0.0 | 0.0 | 0.0 | 0.0 |
| OTHER CRAB | 74.8 | 18.6 | 47.6 | 39.6 | 27.8 | 231.4 | 21.7 | 0.5 | 1.8 | 18.3 | 0.0 |
| SNAILS | 38.1 | 62.6 | 25.2 | 5.4 | 2.4 | 121.6 | 26.1 | 0.0 | 0.4 | 22.3 | 1.7 |
| SHRIMP | 0.0 | 0.0 | 0.0 | 0.0 | 0.0 | 0.0 | 0.0 | 0.0 | 0.0 | 0.0 | 0.0 |
| STARFISH | 105.1 | 55.8 | 29.7 | 159.4 | 113.4 | 268.6 | 2.5 | 261.7 | 207.6 | 136.5 | 164.8 |
| SQUID | 0.0 | 0.0 | 0.0 | 0.0 | 0.0 | 0.0 | 0.0 | 0.0 | 0.0 | 0.0 | 0.0 |
| OCTOPUS | 0.0 | 0.0 | 0.0 | 0.0 | 0.0 | 0.0 | 0.0 | 0.0 | 0.0 | 0.0 | 0.0 |
| OTHER INVERTS | 164.5 | 129.3 | 265.8 | 17.3 | 24.8 | 139.0 | 0.3 | 1.6 | 3.5 | 9.2 | 6.8 |
| TOTAL INVERTS | 399.2 | 270.0 | 371.0 | 224.8 | 432.5 | 762.3 | 59.0 | 263.9 | 224.9 | 315.0 | 206.6 |
| MISC. | 74.4 | 8.3 | 4.0 | 15.3 | 32.0 | 49.6 | 4.3 | 0.5 | 0.4 | 11.2 | 0.2 |
| TOTAL CATCH | 1592.0 | 1333.8 | 2376.0 | 1640.0 | 2106.0 | 2290.0 | 4730.0 | 1210.0 | 1926.0 | 3352.0 | 1932.0 |

Appendix Table 1.-Continued.

| STATION ID | 4118 | 4122 | 4126 | 4130 | 4134 | 4138 | 4142 | 4146 | 4150 | 4302 | 4306 |
|----------------------|----------|----------|----------|----------|----------|----------|----------|----------|----------|----------|----------|
| MONTH/DAY/YEAR | 06-15-03 | 06-16-03 | 06-22-03 | 06-25-03 | 07-02-03 | 07-05-03 | 07-06-03 | 07-07-03 | 07-22-03 | 06-02-03 | 06-04-03 |
| LATITUDE START | 5740.4 | 5741.1 | 5739.4 | 5740.7 | 5739.6 | 5740.2 | 5739.1 | 5740.7 | 5740.9 | 5759.0 | 5800.3 |
| LONGITUDE START | 16322.5 | 16437.1 | 16552.9 | 16707.1 | 16822.8 | 16939.0 | 17053.1 | 17210.4 | 17323.8 | 15818.9 | 15936.0 |
| GEAR DEPTH (m) | 46 | 53 | 62 | 66 | 69 | 69 | 84 | 106 | 145 | 33 | 41 |
| DURATION (hr) | 0.17 | 0.49 | 0.50 | 0.50 | 0.51 | 0.39 | 0.51 | 0.52 | 0.51 | 0.50 | 0.49 |
| DISTANCE FISHED (km) | 0.89 | 2.69 | 2.76 | 2.76 | 2.89 | 2.21 | 2.84 | 2.89 | 2.79 | 2.72 | 2.67 |
| PERFORMANCE/GEAR | 0.00/44 | 0.00/44 | 0.00/44 | 0.00/44 | 0.00/44 | 0.00/44 | 0.00/44 | 0.00/44 | 0.00/44 | 0.00/44 | 0.00/44 |
| POLLOCK | 12.8 | 164.9 | 79.9 | 303.2 | 527.1 | 1145.1 | 660.5 | 3106.3 | 1542.7 | 3.4 | 4.6 |
| PAC COD | 20.9 | 79.3 | 34.5 | 53.2 | 101.0 | 15.3 | 69.9 | 71.0 | 64.5 | 12.6 | 9.2 |
| PAC OCEAN PERCH | 0.0 | 0.0 | 0.0 | 0.0 | 0.0 | 0.0 | 0.0 | 0.0 | 0.0 | 0.0 | 0.0 |
| OTHER ROCKFISH | 0.0 | 0.0 | 0.0 | 0.0 | 0.0 | 0.0 | 0.0 | 0.0 | 0.0 | 0.0 | 0.0 |
| SABLEFISH | 0.0 | 0.0 | 0.0 | 0.0 | 0.0 | 0.0 | 0.0 | 0.0 | 0.0 | 0.0 | 0.0 |
| HERRING | 0.0 | 0.0 | 0.4 | 3.3 | 0.0 | 0.0 | 0.0 | 0.0 | 0.0 | 0.0 | 0.2 |
| ATKA MACKEREL | 0.0 | 0.0 | 0.0 | 0.0 | 0.0 | 0.0 | 0.0 | 0.0 | 0.0 | 0.0 | 0.0 |
| SCULPINS | 21.4 | 9.6 | 24.9 | 7.8 | 23.2 | 0.0 | 45.4 | 24.9 | 1.0 | 15.1 | 21.5 |
| EELPOUTS | 0.0 | 0.3 | 0.2 | 5.9 | 0.0 | 0.0 | 8.0 | 7.6 | 0.1 | 0.0 | 0.0 |
| OTHER ROUNDFISH | 1.5 | 2.0 | 9.6 | 6.2 | 6.0 | 0.0 | 0.6 | 2.5 | 2.6 | 5.1 | 56.8 |
| TOTAL ROUNDFISH | 56.7 | 256.1 | 149.5 | 379.6 | 657.3 | 1160.4 | 784.6 | 3212.3 | 1610.8 | 36.2 | 92.3 |
| YELLOWFIN SOLE | 2047.5 | 171.0 | 415.8 | 781.0 | 105.7 | 97.6 | 0.0 | 0.0 | 0.0 | 712.1 | 270.7 |
| ROCK SOLE | 437.4 | 113.2 | 55.0 | 126.8 | 143.0 | 72.9 | 157.2 | 23.5 | 4.5 | 259.3 | 484.7 |
| FLATHEAD SOLE | 1.6 | 0.6 | 8.9 | 13.2 | 19.2 | 1.8 | 151.5 | 532.5 | 19.6 | 0.0 | 0.0 |
| ALASKA PLAICE | 633.6 | 8.9 | 15.5 | 235.7 | 17.2 | 51.2 | 42.1 | 2.2 | 0.0 | 0.4 | 1.2 |
| GREENLAND TBT | 0.0 | 0.0 | 0.0 | 0.0 | 0.0 | 0.0 | 9.1 | 0.0 | 0.0 | 0.0 | 0.0 |
| ARROWTOOTH FL | 0.0 | 0.1 | 9.5 | 6.0 | 29.2 | 14.0 | 18.4 | 223.0 | 38.1 | 0.0 | 0.0 |
| PACIFIC HALIB | 8.2 | 4.3 | 17.9 | 1.7 | 0.0 | 0.0 | 5.1 | 30.8 | 8.9 | 17.9 | 2.2 |
| OTHER FLATFISH | 13.1 | 0.0 | 0.0 | 0.0 | 0.0 | 0.0 | 0.0 | 0.0 | 1.3 | 5.4 | 40.6 |
| TOTAL FLATFISH | 3141.4 | 298.1 | 522.6 | 1164.3 | 314.4 | 237.5 | 383.6 | 812.0 | 72.5 | 995.1 | 799.4 |
| SKATES | 0.0 | 41.6 | 50.0 | 26.2 | 14.5 | 30.5 | 32.9 | 93.4 | 60.7 | 0.0 | 0.0 |
| SHARKS | 0.0 | 0.0 | 0.0 | 0.0 | 0.0 | 0.0 | 0.0 | 0.0 | 0.0 | 0.0 | 0.0 |
| TOTAL ELASM | 0.0 | 41.6 | 50.0 | 26.2 | 14.5 | 30.5 | 32.9 | 93.4 | 60.7 | 0.0 | 0.0 |
| RED KING CRAB | 7.6 | 0.0 | 0.0 | 0.0 | 0.0 | 0.0 | 0.0 | 0.0 | 0.0 | 0.0 | 3.4 |
| BLUE KING CRAB | 0.0 | 0.0 | 0.0 | 0.0 | 0.0 | 0.0 | 0.0 | 0.0 | 0.0 | 0.0 | 0.0 |
| TANNER, BAIRDI | 0.0 | 0.3 | 1.5 | 0.7 | 2.0 | 0.2 | 0.8 | 4.7 | 5.9 | 0.0 | 0.0 |
| TANNER, OPILLO | 0.0 | 0.2 | 4.1 | 2.2 | 0.8 | 1.2 | 1.3 | 4.9 | 0.4 | 0.0 | 0.0 |
| OTHER CRAB | 21.0 | 53.3 | 27.4 | 28.1 | 165.0 | 27.2 | 132.7 | 1414.9 | 65.6 | 0.8 | 1.0 |
| SNAILS | 11.7 | 67.9 | 38.5 | 12.8 | 7.9 | 0.8 | 215.1 | 1907.3 | 90.2 | 0.0 | 0.0 |
| SHRIMP | 0.0 | 0.0 | 0.0 | 0.0 | 0.0 | 0.0 | 0.1 | 0.0 | 3.2 | 0.0 | 0.0 |
| STARFISH | 147.8 | 83.2 | 72.6 | 35.2 | 152.6 | 71.5 | 61.4 | 9.3 | 9.4 | 155.5 | 116.1 |
| SQUID | 0.0 | 0.0 | 0.0 | 0.0 | 0.0 | 0.0 | 0.0 | 0.0 | 0.0 | 0.0 | 0.0 |
| OCTOPUS | 0.0 | 0.0 | 0.0 | 0.0 | 0.0 | 0.0 | 0.0 | 0.0 | 0.0 | 0.0 | 0.0 |
| OTHER INVERTS | 18.6 | 172.4 | 458.1 | 579.3 | 989.5 | 20.1 | 313.0 | 111.5 | 4.9 | 0.7 | 1.1 |
| TOTAL INVERTS | 206.7 | 377.4 | 602.2 | 658.2 | 1317.9 | 121.1 | 724.3 | 3452.5 | 179.6 | 157.1 | 121.5 |
| MISC. | 23.2 | 48.3 | 62.0 | 5.7 | 45.9 | 16.5 | 34.6 | 429.8 | 6.4 | 1.0 | 0.2 |
| TOTAL CATCH | 3428.0 | 1021.4 | 1386.3 | 2234.0 | 2350.0 | 1566.0 | 1960.0 | 8000.0 | 1930.0 | 1189.5 | 1013.3 |

Appendix Table 1.-Continued.

| STATION ID | 4310 | 4314 | 4318 | 4322 | 4326 | 4330 | 4334 | 4338 | 4342 | 4346 | 4350 |
|----------------------|----------|----------|----------|----------|----------|----------|----------|----------|----------|----------|----------|
| MONTH/DAY/YEAR | 06-06-03 | 06-10-03 | 06-15-03 | 06-16-03 | 06-22-03 | 06-25-03 | 07-03-03 | 07-05-03 | 07-06-03 | 07-07-03 | 07-22-03 |
| LATITUDE START | 5758.9 | 5800.9 | 5758.5 | 5800.9 | 5759.6 | 5800.6 | 5759.4 | 5800.6 | 5759.2 | 5800.2 | 5800.9 |
| LONGITUDE START | 16050.7 | 16206.4 | 16321.8 | 16437.1 | 16554.1 | 16710.0 | 16826.0 | 16941.4 | 17058.0 | 17215.5 | 17327.0 |
| GEAR DEPTH (m) | 45 | 36 | 43 | 43 | 53 | 62 | 68 | 69 | 85 | 103 | 115 |
| DURATION (hr) | 0.51 | 0.51 | 0.25 | 0.52 | 0.52 | 0.50 | 0.50 | 0.50 | 0.50 | 0.50 | 0.51 |
| DISTANCE FISHED (km) | 2.76 | 2.74 | 1.32 | 2.79 | 2.91 | 2.79 | 2.85 | 2.74 | 2.83 | 2.78 | 2.82 |
| PERFORMANCE/GEAR | 0.00/44 | 0.00/44 | 0.00/44 | 0.00/44 | 0.00/44 | 0.00/44 | 0.00/44 | 0.00/44 | 0.00/44 | 0.00/44 | 0.00/44 |
| POLLOCK | 27.3 | 114.6 | 135.0 | 2.4 | 402.0 | 460.4 | 1458.2 | 231.9 | 410.7 | 619.6 | 786.6 |
| PAC COD | 0.5 | 13.2 | 48.7 | 16.3 | 59.8 | 65.7 | 78.5 | 32.8 | 48.9 | 22.8 | 26.0 |
| PAC OCEAN PERCH | 0.0 | 0.0 | 0.0 | 0.0 | 0.0 | 0.0 | 0.0 | 0.0 | 0.0 | 0.0 | 0.0 |
| OTHER ROCKFISH | 0.0 | 0.0 | 0.0 | 0.0 | 0.0 | 0.0 | 0.0 | 0.0 | 0.0 | 0.0 | 0.0 |
| SABLEFISH | 0.0 | 0.0 | 0.0 | 0.0 | 0.0 | 0.0 | 0.0 | 0.0 | 0.0 | 0.0 | 0.0 |
| HERRING | 1.6 | 0.0 | 6.9 | 0.0 | 0.6 | 0.0 | 0.0 | 0.0 | 0.0 | 0.0 | 0.0 |
| ATKA MACKEREL | 0.0 | 0.0 | 0.0 | 0.0 | 0.0 | 0.0 | 0.0 | 0.0 | 0.0 | 0.0 | 0.0 |
| SCULPINS | 63.8 | 83.7 | 21.6 | 30.0 | 42.1 | 33.7 | 7.6 | 1.3 | 20.4 | 24.7 | 0.5 |
| EELPOUTS | 0.0 | 0.0 | 0.0 | 0.0 | 0.1 | 0.3 | 0.0 | 6.1 | 43.9 | 32.0 | 0.0 |
| OTHER ROUNDFISH | 1.3 | 4.0 | 2.6 | 1.1 | 7.6 | 9.7 | 5.1 | 3.9 | 0.2 | 0.1 | 0.0 |
| TOTAL ROUNDFISH | 94.6 | 215.5 | 214.8 | 49.8 | 512.3 | 569.7 | 1549.3 | 275.9 | 524.0 | 699.3 | 813.0 |
| YELLOWFIN SOLE | 183.0 | 305.8 | 141.0 | 324.9 | 271.0 | 484.9 | 708.6 | 262.4 | 6.2 | 0.0 | 0.0 |
| ROCK SOLE | 669.0 | 300.4 | 363.7 | 313.2 | 78.3 | 25.0 | 426.0 | 64.6 | 366.7 | 58.6 | 0.0 |
| FLATHEAD SOLE | 20.1 | 8.5 | 8.7 | 1.3 | 1.6 | 9.5 | 4.3 | 0.0 | 128.0 | 149.9 | 76.4 |
| ALASKA PLAICE | 7.1 | 8.9 | 5.8 | 22.6 | 58.4 | 215.2 | 67.9 | 121.7 | 3.2 | 41.6 | 0.0 |
| GREENLAND TBT | 0.0 | 0.0 | 0.0 | 0.0 | 0.0 | 0.0 | 0.0 | 0.0 | 0.0 | 0.0 | 0.0 |
| ARROWTOOTH FL | 0.0 | 0.0 | 0.1 | 0.0 | 0.4 | 3.1 | 18.4 | 34.3 | 53.8 | 63.4 | 107.1 |
| PACIFIC HALIB | 47.9 | 31.5 | 103.4 | 43.5 | 5.8 | 8.4 | 8.3 | 4.1 | 40.8 | 35.3 | 12.5 |
| OTHER FLATFISH | 136.8 | 65.2 | 0.1 | 0.0 | 0.0 | 0.0 | 0.0 | 0.0 | 0.0 | 0.4 | 3.1 |
| TOTAL FLATFISH | 1063.8 | 720.2 | 622.8 | 705.5 | 415.6 | 746.1 | 1233.5 | 487.2 | 598.7 | 349.2 | 199.1 |
| SKATES | 43.3 | 52.6 | 19.6 | 20.2 | 143.7 | 31.6 | 30.8 | 28.8 | 14.0 | 72.5 | 96.1 |
| SHARKS | 0.0 | 0.0 | 0.0 | 0.0 | 0.0 | 0.0 | 0.0 | 0.0 | 0.0 | 0.0 | 0.0 |
| TOTAL ELASM | 43.3 | 52.6 | 19.6 | 20.2 | 143.7 | 31.6 | 30.8 | 28.8 | 14.0 | 72.5 | 96.1 |
| RED KING CRAB | 35.9 | 27.6 | 1.8 | 10.0 | 0.0 | 0.0 | 0.0 | 0.0 | 0.0 | 0.0 | 0.0 |
| BLUE KING CRAB | 0.0 | 0.0 | 0.0 | 0.0 | 0.0 | 0.0 | 0.0 | 0.0 | 0.0 | 0.0 | 0.0 |
| TANNER, BAIRDI | 0.4 | 0.0 | 0.0 | 0.0 | 0.8 | 0.0 | 2.9 | 0.5 | 1.3 | 3.4 | 1.5 |
| TANNER, OPILIO | 0.0 | 0.0 | 0.0 | 0.0 | 0.8 | 0.9 | 2.5 | 22.7 | 7.4 | 9.0 | 26.7 |
| OTHER CRAB | 6.4 | 19.3 | 7.4 | 46.2 | 98.3 | 400.7 | 20.3 | 180.1 | 44.0 | 50.4 | 42.9 |
| SNAILS | 4.0 | 6.9 | 6.2 | 32.1 | 32.1 | 109.4 | 11.2 | 25.1 | 193.3 | 61.0 | 19.4 |
| SHRIMP | 0.0 | 0.0 | 0.0 | 0.0 | 0.0 | 0.0 | 0.0 | 0.0 | 0.1 | 0.9 | 0.0 |
| STARFISH | 329.4 | 294.3 | 178.9 | 179.4 | 51.8 | 77.6 | 58.3 | 59.0 | 282.5 | 28.8 | 4.9 |
| SQUID | 0.0 | 0.0 | 0.0 | 0.0 | 0.0 | 0.0 | 0.0 | 0.0 | 0.0 | 0.0 | 0.0 |
| OCTOPUS | 0.0 | 0.0 | 0.0 | 0.0 | 0.0 | 0.0 | 0.0 | 0.0 | 0.0 | 0.0 | 0.0 |
| OTHER INVERTS | 2.7 | 4.3 | 4.1 | 49.9 | 198.1 | 459.4 | 1723.9 | 489.1 | 3.2 | 72.3 | 0.9 |
| TOTAL INVERTS | 378.8 | 352.4 | 198.5 | 317.6 | 381.9 | 1047.9 | 1819.1 | 776.6 | 531.8 | 225.6 | 96.3 |
| MISC. | 1.5 | 3.3 | 5.2 | 50.7 | 61.2 | 100.7 | 21.3 | 137.5 | 11.5 | 12.3 | 9.0 |
| TOTAL CATCH | 1582.0 | 1344.0 | 1060.9 | 1143.7 | 1514.6 | 2496.0 | 4654.0 | 1706.0 | 1680.0 | 1358.9 | 1213.5 |

Appendix Table 1.-Continued.

| STATION ID | 4510 | 4514 | 4518 | 4522 | 4526 | 4530 | 4534 | 4538 | 4542 | 4546 | 4550 |
|----------------------|----------|----------|----------|----------|----------|----------|----------|----------|----------|----------|----------|
| MONTH/DAY/YEAR | 06-06-03 | 06-06-03 | 06-15-03 | 06-15-03 | 06-22-03 | 06-25-03 | 07-03-03 | 07-05-03 | 07-12-03 | 07-07-03 | 07-22-03 |
| LATITUDE START | 5817.3 | 5819.1 | 5819.6 | 5820.8 | 5819.7 | 5821.1 | 5819.8 | 5820.6 | 5819.9 | 5820.7 | 5820.5 |
| LONGITUDE START | 16048.3 | 16203.3 | 16321.9 | 16438.3 | 16555.4 | 16710.7 | 16828.2 | 16944.0 | 17101.0 | 17218.5 | 17334.0 |
| GEAR DEPTH (m) | 31 | 45 | 36 | 42 | 42 | 50 | 64 | 68 | 82 | 101 | 114 |
| DURATION (hr) | 0.26 | 0.51 | 0.51 | 0.52 | 0.51 | 0.50 | 0.51 | 0.49 | 0.49 | 0.48 | 0.52 |
| DISTANCE FISHED (km) | 1.42 | 2.75 | 2.75 | 2.86 | 2.84 | 2.75 | 2.89 | 2.68 | 2.72 | 2.69 | 2.82 |
| PERFORMANCE/GEAR | 0.00/44 | 0.00/44 | 0.00/44 | 0.00/44 | 0.00/44 | 0.00/44 | 0.00/44 | 0.00/44 | 0.00/44 | 0.00/44 | 0.00/44 |
| POLLOCK | 0.0 | 128.3 | 7.9 | 6.8 | 11.2 | 241.4 | 3218.5 | 483.2 | 426.4 | 168.2 | 19.7 |
| PAC COD | 3.4 | 29.6 | 4.8 | 3.8 | 16.4 | 51.1 | 105.4 | 202.4 | 103.3 | 36.2 | 4.2 |
| PAC OCEAN PERCH | 0.0 | 0.0 | 0.0 | 0.0 | 0.0 | 0.0 | 0.0 | 0.0 | 0.0 | 0.0 | 0.0 |
| OTHER ROCKFISH | 0.0 | 0.0 | 0.0 | 0.0 | 0.0 | 0.0 | 0.0 | 0.0 | 0.0 | 0.0 | 0.0 |
| SABLEFISH | 0.0 | 0.0 | 0.0 | 0.0 | 0.0 | 0.0 | 0.0 | 0.0 | 0.0 | 0.0 | 0.0 |
| HERRING | 0.0 | 0.0 | 0.0 | 0.0 | 0.0 | 0.0 | 1.2 | 3.6 | 0.0 | 0.0 | 0.0 |
| ATKA MACKEREL | 0.0 | 0.0 | 0.0 | 0.0 | 0.0 | 0.0 | 0.0 | 0.0 | 0.0 | 0.0 | 0.0 |
| SCULPINS | 5.1 | 92.7 | 30.1 | 24.2 | 18.5 | 8.5 | 10.8 | 5.6 | 1.5 | 388.2 | 7.6 |
| EELPOUTS | 0.0 | 0.0 | 0.0 | 0.0 | 0.0 | 0.2 | 1.1 | 4.2 | 20.2 | 2.8 | 1.1 |
| OTHER ROUNDFISH | 0.6 | 12.8 | 0.9 | 1.5 | 2.3 | 11.9 | 2.9 | 7.5 | 0.2 | 0.6 | 0.0 |
| TOTAL ROUNDFISH | 9.1 | 263.4 | 43.6 | 36.3 | 48.4 | 313.1 | 3340.0 | 706.6 | 551.6 | 596.1 | 32.7 |
| YELLOWFIN SOLE | 192.1 | 260.5 | 141.2 | 301.2 | 234.3 | 546.8 | 334.1 | 307.7 | 43.0 | 0.0 | 0.0 |
| ROCK SOLE | 45.4 | 612.4 | 461.5 | 138.7 | 351.0 | 369.4 | 31.7 | 183.0 | 48.7 | 48.4 | 32.7 |
| FLATHEAD SOLE | 2.3 | 4.3 | 1.7 | 0.0 | 0.3 | 1.0 | 10.9 | 7.4 | 2.8 | 13.4 | 32.5 |
| ALASKA PLAICE | 1.0 | 3.8 | 7.3 | 9.4 | 9.4 | 44.6 | 91.4 | 80.0 | 0.0 | 58.2 | 0.0 |
| GREENLAND TBT | 0.0 | 0.0 | 0.0 | 0.0 | 0.0 | 0.0 | 0.0 | 0.7 | 0.0 | 0.0 | 0.0 |
| ARROWTOOTH FL | 0.0 | 0.0 | 0.0 | 0.0 | 0.0 | 0.1 | 0.0 | 3.6 | 34.5 | 28.0 | 28.8 |
| PACIFIC HALIB | 29.4 | 35.9 | 19.5 | 1.0 | 18.6 | 4.2 | 3.4 | 16.4 | 0.0 | 51.9 | 7.2 |
| OTHER FLATFISH | 55.9 | 63.6 | 19.2 | 0.0 | 0.0 | 0.0 | 0.0 | 0.0 | 0.0 | 0.0 | 3.8 |
| TOTAL FLATFISH | 326.1 | 980.5 | 650.3 | 450.3 | 613.5 | 966.1 | 471.4 | 598.9 | 129.0 | 199.9 | 105.0 |
| SKATES | 10.2 | 31.7 | 15.5 | 22.8 | 17.3 | 120.1 | 18.1 | 35.5 | 1.7 | 50.2 | 76.7 |
| SHARKS | 0.0 | 0.0 | 0.0 | 0.0 | 0.0 | 0.0 | 0.0 | 0.0 | 0.0 | 0.0 | 0.0 |
| TOTAL ELASM | 10.2 | 31.7 | 15.5 | 22.8 | 17.3 | 120.1 | 18.1 | 35.5 | 1.7 | 50.2 | 76.7 |
| RED KING CRAB | 0.3 | 7.1 | 0.0 | 3.6 | 2.5 | 0.0 | 0.0 | 0.0 | 0.0 | 0.0 | 0.0 |
| BLUE KING CRAB | 0.0 | 0.0 | 0.0 | 0.0 | 0.0 | 0.0 | 0.6 | 0.0 | 0.0 | 0.0 | 0.0 |
| TANNER, BAIRDI | 0.0 | 0.0 | 0.0 | 0.0 | 0.3 | 0.3 | 0.0 | 0.0 | 0.1 | 0.0 | 0.2 |
| TANNER, OPILIO | 0.0 | 0.0 | 0.0 | 0.0 | 0.0 | 0.1 | 1.6 | 10.3 | 48.0 | 524.9 | 95.5 |
| OTHER CRAB | 3.0 | 11.9 | 13.2 | 22.3 | 62.7 | 47.8 | 17.0 | 53.0 | 36.1 | 0.2 | 48.4 |
| SNAILS | 0.0 | 4.0 | 0.9 | 9.3 | 27.3 | 10.9 | 8.0 | 21.3 | 110.8 | 308.6 | 20.2 |
| SHRIMP | 0.2 | 0.0 | 0.2 | 0.2 | 0.1 | 0.1 | 0.0 | 0.0 | 0.0 | 0.3 | 0.0 |
| STARFISH | 136.1 | 387.3 | 246.9 | 204.5 | 151.3 | 145.9 | 123.5 | 99.1 | 130.9 | 68.7 | 2.8 |
| SQUID | 0.0 | 0.0 | 0.0 | 0.0 | 0.0 | 0.0 | 0.0 | 0.0 | 0.0 | 0.0 | 0.0 |
| OCTOPUS | 0.0 | 0.0 | 0.0 | 0.0 | 0.0 | 0.0 | 0.0 | 0.0 | 0.0 | 0.0 | 0.0 |
| OTHER INVERTS | 9.0 | 2.0 | 2.1 | 64.7 | 41.3 | 98.9 | 156.9 | 181.3 | 20.2 | 30.6 | 2.4 |
| TOTAL INVERTS | 148.8 | 412.3 | 263.3 | 304.6 | 285.4 | 304.0 | 307.6 | 365.1 | 346.0 | 933.4 | 169.6 |
| MISC. | 0.1 | 1.2 | 1.2 | 11.4 | 16.2 | 18.2 | 3.0 | 23.9 | 6.2 | 0.5 | 9.0 |
| TOTAL CATCH | 494.3 | 1689.2 | 973.9 | 825.5 | 980.9 | 1721.6 | 4140.0 | 1730.0 | 1034.6 | 1780.0 | 393.0 |

Appendix Table 1.-Continued.

| STATION ID | 4722 | 4726 | 4730 | 4734 | 4738 | 4742 | 4746 | 4750 | 4752 | 4918 | 4922 |
|----------------------|----------|----------|----------|----------|----------|----------|----------|----------|----------|----------|----------|
| MONTH/DAY/YEAR | 06-09-03 | 06-22-03 | 06-24-03 | 07-03-03 | 07-05-03 | 07-12-03 | 07-07-03 | 07-22-03 | 07-21-03 | 06-07-03 | 06-09-03 |
| LATITUDE START | 5840.9 | 5839.2 | 5840.8 | 5839.3 | 5840.6 | 5839.5 | 5840.7 | 5840.2 | 5839.6 | 5858.6 | 5900.3 |
| LONGITUDE START | 16439.1 | 16556.4 | 16712.8 | 16830.2 | 16945.9 | 17105.3 | 17222.1 | 17337.1 | 17416.6 | 16321.7 | 16439.2 |
| GEAR DEPTH (m) | 35 | 36 | 43 | 52 | 65 | 81 | 100 | 124 | 155 | 20 | 26 |
| DURATION (hr) | 0.50 | 0.50 | 0.52 | 0.50 | 0.50 | 0.50 | 0.50 | 0.52 | 0.50 | 0.53 | 0.52 |
| DISTANCE FISHED (km) | 2.67 | 2.77 | 2.83 | 2.72 | 2.76 | 2.69 | 2.79 | 2.84 | 2.79 | 3.03 | 2.82 |
| PERFORMANCE/GEAR | 0.00/44 | 0.00/44 | 0.00/44 | 0.00/44 | 0.00/44 | 0.00/44 | 0.00/44 | 4.40/44 | 0.00/44 | 0.00/44 | 0.00/44 |
| POLLOCK | 34.3 | 11.3 | 10.6 | 53.8 | 129.3 | 723.0 | 208.6 | 5135.4 | 1.8 | 7.2 | 0.0 |
| PAC COD | 11.1 | 3.2 | 20.6 | 5.1 | 7.5 | 162.6 | 153.4 | 69.5 | 28.2 | 0.1 | 15.0 |
| PAC OCEAN PERCH | 0.0 | 0.0 | 0.0 | 0.0 | 0.0 | 0.0 | 0.0 | 0.0 | 0.0 | 0.0 | 0.0 |
| OTHER ROCKFISH | 0.0 | 0.0 | 0.0 | 0.0 | 0.0 | 0.0 | 0.0 | 0.0 | 0.0 | 0.0 | 0.0 |
| SABLEFISH | 0.0 | 0.0 | 0.0 | 0.0 | 0.0 | 0.0 | 0.0 | 0.0 | 0.0 | 0.0 | 0.0 |
| HERRING | 0.0 | 3.7 | 0.0 | 0.0 | 3.6 | 6.8 | 0.0 | 0.0 | 0.0 | 0.0 | 0.0 |
| ATKA MACKEREL | 0.0 | 0.0 | 0.0 | 0.0 | 0.0 | 0.0 | 0.0 | 0.0 | 0.0 | 0.0 | 0.0 |
| SCULPINS | 88.9 | 47.9 | 34.8 | 2.8 | 3.3 | 7.4 | 4.2 | 11.9 | 1.0 | 15.5 | 32.1 |
| EELPOUTS | 0.0 | 0.0 | 0.0 | 0.0 | 1.5 | 35.1 | 21.2 | 5.4 | 0.0 | 0.0 | 0.0 |
| OTHER ROUNDFISH | 12.7 | 1.3 | 4.2 | 7.4 | 3.7 | 0.2 | 0.0 | 1.0 | 1.6 | 3.4 | 2.2 |
| TOTAL ROUNDFISH | 146.9 | 67.4 | 70.2 | 69.1 | 148.9 | 935.1 | 387.5 | 5223.1 | 32.6 | 26.2 | 49.3 |
| YELLOWFIN SOLE | 741.5 | 309.6 | 314.4 | 154.6 | 335.6 | 53.2 | 0.0 | 0.0 | 0.0 | 1244.5 | 463.0 |
| ROCK SOLE | 792.0 | 337.0 | 684.6 | 134.4 | 38.0 | 98.1 | 9.2 | 22.7 | 2.6 | 437.0 | 366.4 |
| FLATHEAD SOLE | 0.0 | 0.0 | 0.0 | 0.0 | 6.3 | 21.4 | 154.5 | 25.6 | 42.0 | 0.0 | 0.0 |
| ALASKA PLAICE | 29.7 | 12.5 | 27.1 | 36.2 | 93.0 | 34.9 | 7.8 | 0.0 | 0.0 | 1.8 | 15.0 |
| GREENLAND TBT | 0.0 | 0.0 | 0.0 | 0.0 | 0.0 | 0.0 | 5.9 | 0.0 | 0.0 | 0.0 | 0.0 |
| ARROWTOOTH FL | 0.0 | 0.0 | 0.0 | 0.1 | 0.0 | 40.4 | 56.6 | 122.6 | 249.8 | 0.0 | 0.0 |
| PACIFIC HALIB | 13.7 | 6.2 | 6.2 | 0.0 | 0.0 | 2.1 | 11.1 | 3.5 | 0.0 | 23.0 | 44.0 |
| OTHER FLATFISH | 15.9 | 4.5 | 0.2 | 0.0 | 0.0 | 0.0 | 0.0 | 0.0 | 0.0 | 19.1 | 13.0 |
| TOTAL FLATFISH | 1592.8 | 669.8 | 1032.5 | 325.2 | 472.9 | 250.1 | 245.1 | 174.4 | 294.4 | 1725.4 | 901.3 |
| SKATES | 18.3 | 38.0 | 41.6 | 52.6 | 55.9 | 37.0 | 38.3 | 43.0 | 84.0 | 0.0 | 23.1 |
| SHARKS | 0.0 | 0.0 | 0.0 | 0.0 | 0.0 | 0.0 | 0.0 | 0.0 | 0.0 | 0.0 | 0.0 |
| TOTAL ELASM | 18.3 | 38.0 | 41.6 | 52.6 | 55.9 | 37.0 | 38.3 | 43.0 | 84.0 | 0.0 | 23.1 |
| RED KING CRAB | 2.3 | 2.9 | 4.3 | 2.2 | 0.0 | 0.0 | 0.0 | 0.0 | 0.0 | 0.0 | 0.0 |
| BLUE KING CRAB | 0.0 | 0.0 | 0.0 | 0.0 | 0.0 | 0.0 | 0.0 | 0.0 | 0.0 | 0.0 | 0.0 |
| TANNER, BAIRDI | 0.0 | 0.0 | 0.0 | 0.0 | 0.0 | 0.7 | 0.2 | 1.9 | 24.2 | 0.0 | 0.0 |
| TANNER, OPILIO | 0.0 | 0.0 | 0.0 | 0.0 | 3.7 | 77.3 | 46.0 | 0.7 | 0.7 | 0.0 | 0.0 |
| OTHER CRAB | 8.8 | 13.0 | 30.7 | 77.9 | 36.5 | 17.4 | 7.7 | 79.7 | 28.0 | 2.8 | 7.4 |
| SNAILS | 0.6 | 1.3 | 11.8 | 28.8 | 12.2 | 37.8 | 44.5 | 50.7 | 19.1 | 0.1 | 0.0 |
| SHRIMP | 0.1 | 0.2 | 0.0 | 0.0 | 0.0 | 0.0 | 0.7 | 0.1 | 0.0 | 0.1 | 0.7 |
| STARFISH | 275.2 | 102.4 | 78.3 | 85.5 | 86.2 | 146.3 | 10.4 | 1.8 | 0.8 | 292.2 | 366.1 |
| SQUID | 0.0 | 0.0 | 0.0 | 0.0 | 0.0 | 0.0 | 0.0 | 0.0 | 0.2 | 0.0 | 0.0 |
| OCTOPUS | 0.0 | 0.0 | 0.0 | 0.0 | 0.0 | 0.0 | 0.0 | 0.0 | 0.1 | 0.0 | 0.0 |
| OTHER INVERTS | 2.4 | 6.5 | 9.2 | 114.7 | 156.5 | 35.9 | 113.8 | 4.3 | 17.8 | 3.7 | 0.0 |
| TOTAL INVERTS | 289.3 | 126.3 | 134.4 | 309.1 | 295.2 | 315.4 | 223.2 | 139.1 | 90.9 | 298.9 | 374.2 |
| MISC. | 0.7 | 1.0 | 14.7 | 26.5 | 5.4 | 4.3 | 11.0 | 16.3 | 6.3 | 1.5 | 0.1 |
| TOTAL CATCH | 2048.0 | 902.4 | 1293.5 | 782.5 | 978.2 | 1542.0 | 905.1 | 5596.0 | 508.1 | 2052.0 | 1348.0 |

Appendix Table 1.-Continued.

| | | | | | | | | | | | |
|----------------------|----------|----------|----------|----------|----------|----------|----------|----------|----------|----------|----------|
| STATION ID | 4926 | 4928 | 4930 | 4934 | 4938 | 4942 | 4946 | 4954 | 4956 | 4958 | 5122 |
| MONTH/DAY/YEAR | 06-23-03 | 06-23-03 | 06-24-03 | 07-03-03 | 07-04-03 | 07-12-03 | 07-07-03 | 07-21-03 | 07-21-03 | 07-21-03 | 06-08-03 |
| LATITUDE START | 5859.5 | 5859.0 | 5900.7 | 5859.2 | 5900.8 | 5859.2 | 5900.1 | 5900.6 | 5900.2 | 5860.0 | 5920.5 |
| LONGITUDE START | 16555.9 | 16635.2 | 16714.1 | 16832.1 | 16950.8 | 17108.1 | 17226.7 | 17501.0 | 17545.0 | 17619.9 | 16439.7 |
| GEAR DEPTH (m) | 29 | 32 | 38 | 45 | 61 | 75 | 97 | 128 | 131 | 133 | 21 |
| DURATION (hr) | 0.50 | 0.51 | 0.50 | 0.27 | 0.51 | 0.51 | 0.51 | 0.49 | 0.48 | 0.47 | 0.53 |
| DISTANCE FISHED (km) | 2.78 | 2.83 | 2.76 | 1.45 | 2.85 | 2.84 | 2.88 | 2.73 | 2.62 | 2.59 | 2.82 |
| PERFORMANCE/GEAR | 0.00/44 | 0.00/44 | 0.00/44 | 0.00/44 | 0.00/44 | 0.00/44 | 0.00/44 | 0.00/44 | 0.00/44 | 4.40/44 | 0.00/44 |
| POLLOCK | 24.4 | 14.5 | 22.1 | 93.1 | 326.5 | 425.0 | 112.6 | 7.4 | 1656.5 | 5996.8 | 5.4 |
| PAC COD | 1.6 | 10.8 | 34.6 | 6.1 | 36.6 | 92.9 | 43.0 | 87.2 | 24.9 | 123.8 | 3.5 |
| PAC OCEAN PERCH | 0.0 | 0.0 | 0.0 | 0.0 | 0.0 | 0.0 | 0.0 | 0.0 | 0.0 | 0.0 | 0.0 |
| OTHER ROCKFISH | 0.0 | 0.0 | 0.0 | 0.0 | 0.0 | 0.0 | 0.0 | 0.0 | 0.0 | 0.0 | 0.0 |
| SABLEFISH | 0.0 | 0.0 | 0.0 | 0.0 | 0.0 | 0.0 | 0.0 | 0.0 | 0.0 | 0.0 | 0.0 |
| HERRING | 43.0 | 0.0 | 0.0 | 1.4 | 0.0 | 7.8 | 0.0 | 0.0 | 0.0 | 0.0 | 1.9 |
| ATKA MACKEREL | 0.0 | 0.0 | 0.0 | 0.0 | 0.0 | 0.0 | 0.0 | 0.0 | 0.0 | 0.0 | 0.0 |
| SCULPINS | 49.1 | 36.5 | 51.6 | 9.5 | 10.8 | 1.5 | 22.0 | 15.2 | 0.1 | 10.9 | 15.6 |
| EELPOUTS | 0.0 | 0.0 | 0.0 | 0.0 | 1.9 | 27.9 | 21.2 | 0.0 | 0.8 | 0.6 | 0.0 |
| OTHER ROUNDFISH | 0.3 | 0.6 | 1.1 | 1.8 | 6.9 | 0.0 | 0.1 | 8.8 | 0.0 | 0.0 | 11.8 |
| TOTAL ROUNDFISH | 118.4 | 62.5 | 109.4 | 111.8 | 382.8 | 555.1 | 198.9 | 118.5 | 1682.3 | 6132.2 | 38.2 |
| YELLOWFIN SOLE | 513.4 | 518.0 | 346.4 | 245.4 | 361.7 | 67.1 | 0.0 | 0.0 | 0.0 | 0.0 | 943.0 |
| ROCK SOLE | 1321.9 | 412.9 | 451.1 | 214.4 | 29.2 | 141.5 | 2.2 | 18.2 | 3.5 | 0.0 | 104.6 |
| FLATHEAD SOLE | 0.0 | 0.0 | 0.0 | 0.0 | 2.7 | 13.0 | 23.1 | 124.1 | 139.5 | 139.3 | 0.0 |
| ALASKA PLAICE | 43.5 | 32.7 | 22.0 | 20.3 | 128.0 | 60.4 | 1.2 | 0.0 | 0.0 | 0.0 | 3.5 |
| GREENLAND TBT | 0.0 | 0.0 | 0.0 | 0.0 | 0.0 | 7.0 | 5.5 | 0.0 | 6.7 | 0.0 | 0.0 |
| ARROWTOOTH FL | 0.0 | 0.0 | 0.0 | 0.0 | 0.1 | 6.3 | 105.7 | 139.7 | 61.9 | 203.9 | 0.0 |
| PACIFIC HALIB | 1.0 | 10.9 | 27.0 | 7.8 | 0.0 | 4.8 | 4.3 | 15.4 | 0.0 | 60.5 | 0.0 |
| OTHER FLATFISH | 22.7 | 10.9 | 1.8 | 0.0 | 0.0 | 0.0 | 0.0 | 0.0 | 0.0 | 4.1 | 8.1 |
| TOTAL FLATFISH | 1902.4 | 985.3 | 848.4 | 487.9 | 521.7 | 300.1 | 142.0 | 297.4 | 211.5 | 407.9 | 1059.3 |
| SKATES | 6.2 | 97.7 | 49.6 | 34.6 | 120.2 | 26.6 | 70.1 | 41.5 | 0.0 | 10.5 | 0.0 |
| SHARKS | 0.0 | 0.0 | 0.0 | 0.0 | 0.0 | 0.0 | 0.0 | 0.0 | 0.0 | 0.0 | 0.0 |
| TOTAL ELASM | 6.2 | 97.7 | 49.6 | 34.6 | 120.2 | 26.6 | 70.1 | 41.5 | 0.0 | 10.5 | 0.0 |
| RED KING CRAB | 0.0 | 1.1 | 2.1 | 1.5 | 0.0 | 0.0 | 0.0 | 0.0 | 0.0 | 0.0 | 0.0 |
| BLUE KING CRAB | 0.0 | 0.0 | 0.0 | 0.0 | 0.0 | 0.0 | 0.0 | 0.0 | 0.0 | 0.0 | 0.0 |
| TANNER, BAIRDI | 0.0 | 0.0 | 0.0 | 0.0 | 0.0 | 0.0 | 0.1 | 1.3 | 0.6 | 0.3 | 0.0 |
| TANNER, OPILIO | 0.0 | 0.0 | 0.0 | 0.0 | 2.4 | 80.2 | 4.7 | 0.0 | 0.0 | 0.0 | 0.0 |
| OTHER CRAB | 7.3 | 8.7 | 11.4 | 18.4 | 98.6 | 16.5 | 4.2 | 43.5 | 7.4 | 4.1 | 0.9 |
| SNAILS | 0.1 | 0.4 | 11.1 | 12.1 | 31.5 | 22.2 | 20.2 | 62.6 | 25.9 | 11.7 | 0.0 |
| SHRIMP | 0.0 | 0.0 | 0.0 | 0.1 | 0.0 | 0.0 | 0.5 | 0.2 | 0.0 | 0.0 | 0.6 |
| STARFISH | 177.8 | 122.8 | 206.7 | 77.6 | 77.2 | 26.5 | 5.6 | 11.0 | 5.6 | 1.4 | 35.7 |
| SQUID | 0.0 | 0.0 | 0.0 | 0.0 | 0.0 | 0.0 | 0.0 | 0.0 | 0.0 | 0.0 | 0.0 |
| OCTOPUS | 0.0 | 0.0 | 0.0 | 0.0 | 0.0 | 0.0 | 0.0 | 0.0 | 2.2 | 0.0 | 0.0 |
| OTHER INVERTS | 0.4 | 0.3 | 9.4 | 27.8 | 74.7 | 60.8 | 107.2 | 26.1 | 14.7 | 14.0 | 0.4 |
| TOTAL INVERTS | 185.6 | 133.4 | 240.8 | 137.4 | 284.3 | 206.3 | 142.4 | 144.7 | 56.4 | 31.4 | 37.5 |
| MISC. | 1.2 | 2.2 | 2.7 | 9.1 | 10.9 | 8.4 | 4.0 | 8.8 | 1.8 | 0.0 | 0.0 |
| TOTAL CATCH | 2213.9 | 1281.1 | 1250.9 | 780.8 | 1319.9 | 1096.5 | 557.3 | 610.9 | 1952.0 | 6582.0 | 1135.0 |

Appendix Table 1.-Continued.

| STATION ID | 5126 | 5128 | 5130 | 5134 | 5138 | 5142 | 5146 | 5150 | 5160 | 5326 | 5328 |
|----------------------|----------|----------|----------|----------|----------|----------|----------|----------|----------|----------|----------|
| MONTH/DAY/YEAR | 06-23-03 | 06-23-03 | 06-24-03 | 07-03-03 | 07-04-03 | 07-12-03 | 07-18-03 | 07-19-03 | 07-20-03 | 06-23-03 | 06-24-03 |
| LATITUDE START | 5920.0 | 5919.3 | 5920.7 | 5919.3 | 5920.8 | 5919.7 | 5920.6 | 5919.8 | 5920.1 | 5940.1 | 5940.7 |
| LONGITUDE START | 16557.9 | 16636.1 | 16716.2 | 16834.5 | 16952.4 | 17111.2 | 17229.1 | 17349.5 | 17703.9 | 16556.3 | 16638.0 |
| GEAR DEPTH (m) | 23 | 26 | 30 | 40 | 59 | 73 | 86 | 109 | 147 | 22 | 26 |
| DURATION (hr) | 0.52 | 0.52 | 0.51 | 0.50 | 0.51 | 0.52 | 0.51 | 0.51 | 0.49 | 0.53 | 0.52 |
| DISTANCE FISHED (km) | 2.91 | 2.92 | 2.90 | 2.85 | 2.84 | 2.88 | 2.98 | 2.70 | 2.68 | 2.95 | 2.83 |
| PERFORMANCE/GEAR | 0.00/44 | 0.00/44 | 0.00/44 | 0.00/44 | 0.00/44 | 0.00/44 | 0.00/44 | 0.00/44 | 0.00/44 | 0.00/44 | 0.00/44 |
| POLLOCK | 0.0 | 0.6 | 10.8 | 21.1 | 264.8 | 2318.1 | 1064.4 | 545.1 | 0.3 | 0.0 | 17.1 |
| PAC COD | 0.1 | 0.1 | 4.2 | 5.8 | 62.6 | 69.9 | 142.7 | 118.6 | 82.1 | 0.0 | 7.4 |
| PAC OCEAN PERCH | 0.0 | 0.0 | 0.0 | 0.0 | 0.0 | 0.0 | 0.0 | 0.0 | 0.0 | 0.0 | 0.0 |
| OTHER ROCKFISH | 0.0 | 0.0 | 0.0 | 0.0 | 0.0 | 0.0 | 0.0 | 0.0 | 0.0 | 0.0 | 0.0 |
| SABLEFISH | 0.0 | 0.0 | 0.0 | 0.0 | 0.0 | 0.0 | 0.0 | 0.0 | 0.0 | 0.0 | 0.0 |
| HERRING | 3.8 | 1.6 | 0.0 | 11.5 | 0.0 | 46.6 | 22.5 | 0.0 | 0.0 | 0.0 | 47.8 |
| ATKA MACKEREL | 0.0 | 0.0 | 0.0 | 0.0 | 0.0 | 0.0 | 0.0 | 0.0 | 0.0 | 0.0 | 0.0 |
| SCULPINS | 9.7 | 2.6 | 4.8 | 24.6 | 4.4 | 17.0 | 0.0 | 3.2 | 3.1 | 8.0 | 2.4 |
| EELPOUTS | 0.0 | 0.0 | 0.0 | 0.0 | 0.9 | 2.0 | 2.9 | 4.2 | 0.1 | 0.0 | 0.0 |
| OTHER ROUNDFISH | 2.1 | 0.9 | 0.5 | 1.2 | 4.1 | 0.5 | 0.1 | 0.8 | 5.9 | 2.8 | 2.2 |
| TOTAL ROUNDFISH | 15.7 | 5.7 | 20.3 | 64.3 | 336.9 | 2454.1 | 1232.6 | 672.0 | 91.5 | 10.9 | 77.0 |
| YELLOWFIN SOLE | 462.6 | 261.6 | 125.8 | 366.0 | 344.0 | 89.6 | 0.0 | 0.0 | 0.0 | 401.2 | 326.8 |
| ROCK SOLE | 520.5 | 397.6 | 45.4 | 307.7 | 30.8 | 49.8 | 7.3 | 1.9 | 3.4 | 350.9 | 108.6 |
| FLATHEAD SOLE | 0.0 | 0.0 | 0.0 | 0.0 | 2.5 | 12.8 | 11.7 | 8.3 | 126.9 | 0.0 | 0.0 |
| ALASKA PLAICE | 4.9 | 7.8 | 5.1 | 11.4 | 190.9 | 129.0 | 2.1 | 1.4 | 0.0 | 4.3 | 19.9 |
| GREENLAND TBT | 0.0 | 0.0 | 0.0 | 0.0 | 0.0 | 0.0 | 2.0 | 0.1 | 7.4 | 0.0 | 0.0 |
| ARROWTOOTH FL | 0.0 | 0.0 | 0.0 | 0.0 | 0.0 | 1.8 | 37.9 | 68.9 | 116.0 | 0.0 | 0.0 |
| PACIFIC HALIB | 24.1 | 38.4 | 3.1 | 10.9 | 0.0 | 30.9 | 0.0 | 14.1 | 6.0 | 45.3 | 18.1 |
| OTHER FLATFISH | 15.5 | 5.0 | 0.3 | 0.0 | 0.0 | 0.0 | 0.0 | 0.0 | 0.2 | 13.7 | 3.1 |
| TOTAL FLATFISH | 1027.7 | 710.4 | 179.7 | 696.0 | 568.2 | 314.0 | 60.9 | 94.7 | 260.0 | 815.5 | 476.6 |
| SKATES | 15.8 | 9.3 | 0.0 | 16.4 | 51.3 | 23.0 | 42.7 | 9.6 | 38.7 | 0.0 | 13.9 |
| SHARKS | 0.0 | 0.0 | 0.0 | 0.0 | 0.0 | 0.0 | 0.0 | 0.0 | 0.0 | 0.0 | 0.0 |
| TOTAL ELASM | 15.8 | 9.3 | 0.0 | 16.4 | 51.3 | 23.0 | 42.7 | 9.6 | 38.7 | 0.0 | 13.9 |
| RED KING CRAB | 0.0 | 0.0 | 0.0 | 0.0 | 0.0 | 0.0 | 0.0 | 0.0 | 0.0 | 0.0 | 0.0 |
| BLUE KING CRAB | 0.0 | 0.0 | 0.0 | 0.0 | 0.0 | 0.0 | 0.0 | 2.3 | 0.0 | 0.0 | 0.3 |
| TANNER, BAIRDI | 0.0 | 0.0 | 0.0 | 0.0 | 0.0 | 0.0 | 0.0 | 0.9 | 0.0 | 0.0 | 0.0 |
| TANNER, OPILIO | 0.0 | 0.0 | 0.0 | 0.0 | 2.6 | 85.2 | 18.8 | 15.1 | 0.0 | 0.0 | 0.0 |
| OTHER CRAB | 14.7 | 14.7 | 6.3 | 23.2 | 119.1 | 17.6 | 7.2 | 41.6 | 10.2 | 2.7 | 7.8 |
| SNAILS | 0.0 | 0.0 | 0.7 | 22.3 | 96.3 | 38.2 | 17.2 | 48.0 | 12.8 | 0.0 | 0.2 |
| SHRIMP | 0.2 | 0.3 | 1.4 | 0.1 | 0.0 | 0.0 | 0.0 | 0.5 | 0.0 | 0.2 | 0.9 |
| STARFISH | 94.7 | 89.1 | 87.2 | 71.8 | 56.9 | 30.9 | 42.1 | 13.0 | 2.6 | 67.6 | 249.9 |
| SQUID | 0.0 | 0.0 | 0.0 | 0.0 | 0.0 | 0.0 | 0.0 | 0.0 | 0.0 | 0.0 | 0.0 |
| OCTOPUS | 0.0 | 0.0 | 0.0 | 0.0 | 0.0 | 0.0 | 0.0 | 0.0 | 0.0 | 0.0 | 0.0 |
| OTHER INVERTS | 0.0 | 0.3 | 0.0 | 12.6 | 24.6 | 12.4 | 36.6 | 28.7 | 8.1 | 6.5 | 0.5 |
| TOTAL INVERTS | 109.6 | 104.4 | 95.6 | 130.1 | 299.6 | 184.2 | 121.9 | 150.1 | 33.8 | 77.1 | 259.5 |
| MISC. | 3.5 | 3.4 | 0.7 | 3.9 | 14.0 | 4.7 | 1.9 | 11.6 | 1.0 | 0.8 | 1.7 |
| TOTAL CATCH | 1172.3 | 833.0 | 296.4 | 910.7 | 1270.0 | 2980.0 | 1460.0 | 938.0 | 425.0 | 904.2 | 828.7 |

Appendix Table 1.-Continued.

| STATION ID | 5330 | 5338 | 5342 | 5346 | 5350 | 5354 | 5356 | 5358 | 5360 | 5538 | 5542 |
|----------------------|----------|----------|----------|----------|----------|----------|----------|----------|----------|----------|----------|
| MONTH/DAY/YEAR | 06-24-03 | 07-04-03 | 07-12-03 | 07-18-03 | 07-19-03 | 07-20-03 | 07-20-03 | 07-20-03 | 07-20-03 | 07-04-03 | 07-13-03 |
| LATITUDE START | 5940.6 | 5940.9 | 5939.5 | 5940.6 | 5939.5 | 5939.8 | 5940.1 | 5940.1 | 5940.4 | 6000.5 | 5959.8 |
| LONGITUDE START | 16717.0 | 16954.8 | 17114.6 | 17233.5 | 17351.8 | 17504.8 | 17552.0 | 17631.7 | 17708.7 | 16958.3 | 17118.1 |
| GEAR DEPTH (m) | 30 | 55 | 71 | 83 | 103 | 123 | 136 | 134 | 168 | 53 | 66 |
| DURATION (hr) | 0.51 | 0.52 | 0.51 | 0.51 | 0.50 | 0.49 | 0.47 | 0.49 | 0.22 | 0.49 | 0.51 |
| DISTANCE FISHED (km) | 2.77 | 2.84 | 2.87 | 2.86 | 2.79 | 2.71 | 2.60 | 2.63 | 1.15 | 2.78 | 2.84 |
| PERFORMANCE/GEAR | 0.00/44 | 0.00/44 | 0.00/44 | 0.00/44 | 0.00/44 | 0.00/44 | 0.00/44 | 0.00/44 | 4.40/44 | 0.00/44 | 0.00/44 |
| POLLOCK | 22.4 | 178.5 | 1548.1 | 1203.8 | 454.3 | 927.1 | 344.1 | 721.0 | 5490.1 | 28.7 | 2355.4 |
| PAC COD | 4.3 | 16.0 | 67.4 | 183.1 | 80.8 | 61.8 | 41.5 | 62.7 | 45.8 | 3.4 | 76.4 |
| PAC OCEAN PERCH | 0.0 | 0.0 | 0.0 | 0.0 | 0.0 | 0.0 | 0.0 | 0.0 | 0.0 | 0.0 | 0.0 |
| OTHER ROCKFISH | 0.0 | 0.0 | 0.0 | 0.0 | 0.0 | 0.0 | 0.0 | 0.0 | 3.6 | 0.0 | 0.0 |
| SABLEFISH | 0.0 | 0.0 | 0.0 | 0.0 | 0.0 | 0.0 | 0.0 | 0.0 | 0.0 | 0.0 | 0.0 |
| HERRING | 24.0 | 0.0 | 0.0 | 46.9 | 0.0 | 0.0 | 0.0 | 0.0 | 0.0 | 0.0 | 16.9 |
| ATKA MACKEREL | 0.0 | 0.0 | 0.0 | 0.0 | 0.0 | 0.0 | 0.0 | 0.0 | 0.0 | 0.0 | 0.0 |
| SCULPINS | 31.6 | 6.3 | 3.0 | 1.5 | 15.0 | 198.0 | 3.0 | 34.0 | 0.0 | 3.8 | 12.1 |
| EELPOUTS | 0.0 | 1.3 | 5.6 | 1.4 | 10.0 | 4.7 | 38.1 | 37.5 | 0.3 | 2.2 | 0.8 |
| OTHER ROUNDFISH | 3.5 | 2.7 | 1.0 | 0.4 | 0.0 | 0.1 | 2.7 | 0.0 | 0.0 | 5.4 | 1.4 |
| TOTAL ROUNDFISH | 85.8 | 204.8 | 1625.1 | 1437.2 | 560.2 | 1191.7 | 429.4 | 855.3 | 5539.8 | 43.4 | 2463.0 |
| YELLOWFIN SOLE | 530.7 | 150.8 | 32.2 | 0.6 | 0.0 | 0.0 | 0.0 | 0.0 | 0.0 | 244.8 | 109.5 |
| ROCK SOLE | 411.4 | 10.2 | 14.4 | 3.9 | 1.6 | 12.8 | 0.0 | 0.0 | 2.5 | 8.0 | 74.4 |
| FLATHEAD SOLE | 0.0 | 0.5 | 8.8 | 7.9 | 46.9 | 12.7 | 108.3 | 137.0 | 34.0 | 3.6 | 10.7 |
| ALASKA PLAICE | 7.5 | 434.8 | 44.4 | 5.9 | 0.0 | 0.0 | 0.0 | 0.0 | 0.0 | 654.4 | 131.9 |
| GREENLAND TBT | 0.0 | 0.0 | 24.9 | 9.4 | 0.0 | 7.3 | 6.3 | 21.3 | 29.3 | 0.0 | 0.0 |
| ARROWTOOTH FL | 0.0 | 0.0 | 0.0 | 18.5 | 156.1 | 225.2 | 83.4 | 97.0 | 397.1 | 0.0 | 0.1 |
| PACIFIC HALIB | 12.0 | 0.0 | 0.0 | 4.4 | 1.6 | 97.5 | 0.0 | 9.1 | 14.1 | 0.0 | 0.0 |
| OTHER FLATFISH | 12.0 | 0.0 | 0.0 | 0.0 | 0.0 | 0.0 | 0.0 | 0.0 | 0.0 | 0.0 | 0.0 |
| TOTAL FLATFISH | 973.7 | 596.3 | 124.7 | 50.7 | 206.1 | 355.6 | 198.0 | 264.3 | 477.0 | 910.8 | 326.8 |
| SKATES | 53.5 | 65.6 | 28.0 | 62.6 | 50.8 | 86.8 | 30.0 | 104.5 | 17.5 | 40.9 | 54.7 |
| SHARKS | 0.0 | 0.0 | 0.0 | 0.0 | 0.0 | 0.0 | 0.0 | 0.0 | 0.0 | 0.0 | 0.0 |
| TOTAL ELASM | 53.5 | 65.6 | 28.0 | 62.6 | 50.8 | 86.8 | 30.0 | 104.5 | 17.5 | 40.9 | 54.7 |
| RED KING CRAB | 0.0 | 0.0 | 0.0 | 0.0 | 0.0 | 0.0 | 0.0 | 0.0 | 0.0 | 0.0 | 0.0 |
| BLUE KING CRAB | 0.0 | 0.0 | 0.0 | 0.0 | 0.0 | 0.0 | 0.0 | 0.0 | 0.0 | 0.0 | 0.0 |
| TANNER, BAIRDI | 0.0 | 0.0 | 0.0 | 0.0 | 1.2 | 0.0 | 0.4 | 0.6 | 0.5 | 0.0 | 0.0 |
| TANNER, OPILIO | 0.0 | 0.5 | 64.7 | 26.9 | 40.8 | 122.2 | 5.1 | 2.8 | 0.0 | 1.0 | 106.4 |
| OTHER CRAB | 11.7 | 177.9 | 71.8 | 13.9 | 9.6 | 26.0 | 20.9 | 52.9 | 0.0 | 136.0 | 58.6 |
| SNAILS | 0.3 | 145.1 | 196.6 | 15.7 | 102.9 | 128.1 | 47.3 | 156.5 | 0.3 | 106.3 | 50.5 |
| SHRIMP | 0.6 | 0.0 | 0.0 | 0.0 | 0.4 | 0.7 | 2.4 | 0.3 | 0.0 | 0.1 | 0.0 |
| STARFISH | 137.8 | 61.8 | 98.5 | 9.6 | 20.6 | 5.1 | 189.1 | 643.7 | 2.3 | 128.1 | 7.5 |
| SQUID | 0.0 | 0.0 | 0.0 | 0.0 | 0.0 | 0.0 | 0.0 | 0.0 | 0.0 | 0.0 | 0.0 |
| OCTOPUS | 0.0 | 0.0 | 0.0 | 0.0 | 0.0 | 0.0 | 0.0 | 0.1 | 0.0 | 0.0 | 0.0 |
| OTHER INVERTS | 0.1 | 37.6 | 24.8 | 24.0 | 22.8 | 16.7 | 143.1 | 41.1 | 2.7 | 151.5 | 6.7 |
| TOTAL INVERTS | 150.5 | 422.9 | 456.3 | 90.2 | 198.3 | 298.8 | 408.2 | 898.1 | 5.7 | 522.9 | 229.7 |
| MISC. | 0.7 | 10.4 | 25.9 | 1.4 | 7.1 | 9.1 | 0.4 | 5.7 | 0.0 | 22.0 | 21.8 |
| TOTAL CATCH | 1264.1 | 1300.0 | 2260.0 | 1642.0 | 1022.6 | 1942.0 | 1066.1 | 2128.0 | 6040.0 | 1540.0 | 3096.0 |

Appendix Table 1.-Continued.

| STATION ID | 5546 | 5550 | 5554 | 5556 | 5558 | 5560 | 5562 | 5738 | 5742 | 5748 | 5942 |
|----------------------|----------|----------|----------|----------|----------|----------|----------|----------|----------|----------|----------|
| MONTH/DAY/YEAR | 07-18-03 | 07-19-03 | 07-17-03 | 07-17-03 | 07-17-03 | 07-17-03 | 07-17-03 | 07-04-03 | 07-13-03 | 07-14-03 | 07-13-03 |
| LATITUDE START | 6000.4 | 5959.8 | 5959.9 | 5960.0 | 5959.8 | 6000.2 | 5959.5 | 6020.6 | 6019.4 | 6019.7 | 6039.2 |
| LONGITUDE START | 17237.4 | 17356.8 | 17516.3 | 17556.9 | 17643.4 | 17712.3 | 17756.6 | 17002.1 | 17122.1 | 17405.1 | 17126.1 |
| GEAR DEPTH (m) | 65 | 95 | 115 | 127 | 139 | 136 | 141 | 51 | 65 | 90 | 61 |
| DURATION (hr) | 0.51 | 0.50 | 0.51 | 0.50 | 0.49 | 0.49 | 0.48 | 0.51 | 0.50 | 0.51 | 0.51 |
| DISTANCE FISHED (km) | 2.83 | 2.83 | 2.79 | 2.80 | 2.71 | 2.76 | 2.63 | 2.80 | 2.78 | 2.90 | 2.85 |
| PERFORMANCE/GEAR | 0.00/44 | 0.00/44 | 0.00/44 | 0.00/44 | 0.00/44 | 0.00/44 | 0.00/44 | 0.00/44 | 0.00/44 | 0.00/44 | 0.00/44 |
| POLLOCK | 1426.8 | 584.4 | 399.9 | 263.6 | 1165.0 | 1587.1 | 1439.1 | 30.9 | 1411.7 | 239.1 | 208.6 |
| PAC COD | 117.4 | 38.6 | 20.0 | 148.3 | 111.6 | 75.9 | 63.8 | 9.9 | 66.5 | 32.0 | 33.8 |
| PAC OCEAN PERCH | 0.0 | 0.0 | 0.0 | 0.0 | 0.0 | 0.0 | 0.0 | 0.0 | 0.0 | 0.0 | 0.0 |
| OTHER ROCKFISH | 0.0 | 0.0 | 0.0 | 0.0 | 0.0 | 0.0 | 0.0 | 0.0 | 0.0 | 0.0 | 0.0 |
| SABLEFISH | 0.0 | 0.0 | 0.0 | 0.0 | 0.0 | 0.0 | 0.0 | 0.0 | 0.0 | 0.0 | 0.0 |
| HERRING | 0.7 | 1.0 | 0.0 | 0.0 | 0.0 | 0.0 | 0.0 | 0.5 | 7.6 | 5.8 | 0.2 |
| ATKA MACKEREL | 0.0 | 0.0 | 0.0 | 0.0 | 0.0 | 0.0 | 0.0 | 0.0 | 0.0 | 0.0 | 0.0 |
| SCULPINS | 56.0 | 2.8 | 26.5 | 0.5 | 0.9 | 8.6 | 7.5 | 0.3 | 10.0 | 0.9 | 3.7 |
| EELPOUTS | 0.0 | 7.2 | 6.8 | 7.3 | 18.2 | 39.5 | 0.8 | 0.2 | 0.0 | 2.1 | 0.2 |
| OTHER ROUNDFISH | 4.7 | 1.9 | 0.0 | 4.5 | 0.0 | 0.1 | 0.7 | 2.9 | 2.2 | 1.4 | 0.3 |
| TOTAL ROUNDFISH | 1605.6 | 635.8 | 453.2 | 424.2 | 1295.9 | 1711.3 | 1511.9 | 44.6 | 1498.0 | 281.2 | 246.7 |
| YELLOWFIN SOLE | 93.3 | 0.0 | 0.0 | 0.0 | 0.0 | 0.0 | 0.0 | 185.0 | 129.7 | 0.2 | 18.2 |
| ROCK SOLE | 200.9 | 0.4 | 30.9 | 1.3 | 0.0 | 0.0 | 0.0 | 7.3 | 52.9 | 0.0 | 49.4 |
| FLATHEAD SOLE | 17.5 | 4.9 | 18.8 | 22.7 | 38.7 | 15.8 | 54.5 | 3.3 | 7.3 | 16.3 | 12.8 |
| ALASKA PLAICE | 28.2 | 6.2 | 37.1 | 0.0 | 0.0 | 0.0 | 0.0 | 50.1 | 100.8 | 0.0 | 87.1 |
| GREENLAND TBT | 0.0 | 0.4 | 59.7 | 2.9 | 59.2 | 19.3 | 26.3 | 0.0 | 0.0 | 7.0 | 0.0 |
| ARROWTOOTH FL | 0.0 | 0.0 | 322.3 | 82.5 | 11.0 | 8.3 | 26.1 | 0.0 | 0.0 | 0.0 | 0.0 |
| PACIFIC HALIB | 0.0 | 0.0 | 75.1 | 9.5 | 5.6 | 0.0 | 0.0 | 7.1 | 0.0 | 0.0 | 1.7 |
| OTHER FLATFISH | 0.0 | 0.0 | 0.0 | 0.0 | 0.0 | 0.0 | 0.0 | 0.0 | 0.0 | 0.0 | 0.0 |
| TOTAL FLATFISH | 339.9 | 12.0 | 543.9 | 119.0 | 114.5 | 43.4 | 106.8 | 252.8 | 290.6 | 23.5 | 169.3 |
| SKATES | 12.5 | 17.8 | 89.9 | 27.8 | 49.0 | 43.0 | 16.7 | 13.9 | 37.1 | 14.1 | 20.6 |
| SHARKS | 0.0 | 0.0 | 0.0 | 0.0 | 0.0 | 0.0 | 0.0 | 0.0 | 0.0 | 0.0 | 0.0 |
| TOTAL ELASM | 12.5 | 17.8 | 89.9 | 27.8 | 49.0 | 43.0 | 16.7 | 13.9 | 37.1 | 14.1 | 20.6 |
| RED KING CRAB | 0.0 | 0.0 | 0.0 | 0.0 | 0.0 | 0.0 | 0.0 | 0.0 | 0.0 | 0.0 | 0.0 |
| BLUE KING CRAB | 4.8 | 1.4 | 0.0 | 0.0 | 0.0 | 0.0 | 0.0 | 0.0 | 0.0 | 2.6 | 0.0 |
| TANNER, BAIRDI | 0.0 | 0.1 | 1.1 | 0.0 | 0.0 | 0.1 | 0.2 | 0.0 | 0.0 | 0.0 | 0.0 |
| TANNER, OPILIO | 0.9 | 21.3 | 16.7 | 13.1 | 1.7 | 5.5 | 0.3 | 28.3 | 121.8 | 67.2 | 87.7 |
| OTHER CRAB | 9.9 | 4.7 | 6.7 | 23.5 | 0.0 | 1.8 | 5.8 | 54.7 | 5.8 | 0.9 | 0.0 |
| SNAILS | 11.6 | 26.3 | 58.3 | 53.6 | 37.4 | 74.2 | 13.7 | 56.0 | 24.8 | 0.0 | 0.4 |
| SHRIMP | 0.0 | 0.5 | 0.9 | 0.2 | 12.8 | 2.5 | 0.2 | 0.1 | 0.0 | 0.2 | 0.0 |
| STARFISH | 11.6 | 6.8 | 6.1 | 751.6 | 349.9 | 125.1 | 13.6 | 91.9 | 7.9 | 1.9 | 5.6 |
| SQUID | 0.0 | 0.0 | 0.0 | 0.0 | 0.0 | 0.0 | 0.0 | 0.0 | 0.0 | 0.0 | 0.0 |
| OCTOPUS | 0.0 | 0.0 | 0.0 | 0.0 | 0.0 | 0.0 | 0.0 | 0.0 | 0.0 | 0.0 | 0.0 |
| OTHER INVERTS | 76.6 | 22.7 | 15.6 | 54.7 | 7.7 | 66.6 | 154.9 | 109.3 | 6.9 | 20.2 | 2.0 |
| TOTAL INVERTS | 115.4 | 83.7 | 105.4 | 896.6 | 409.4 | 275.8 | 188.7 | 340.4 | 167.2 | 93.0 | 95.7 |
| MISC. | 7.0 | 0.8 | 3.7 | 8.4 | 3.2 | 0.6 | 3.9 | 19.1 | 1.1 | 0.6 | 0.1 |
| TOTAL CATCH | 2080.5 | 750.2 | 1196.0 | 1476.0 | 1872.0 | 2074.0 | 1828.0 | 670.7 | 1994.0 | 412.4 | 532.4 |

Appendix Table 1.-Continued.

| STATION ID | 5950 | 5954 | 5958 | 5960 | 5962 | 6142 | 6144 | 6146 | 6150 | 6154 | 6158 |
|----------------------|----------|----------|----------|----------|----------|----------|----------|----------|----------|----------|----------|
| MONTH/DAY/YEAR | 07-14-03 | 07-15-03 | 07-16-03 | 07-16-03 | 07-16-03 | 07-13-03 | 07-13-03 | 07-13-03 | 07-14-03 | 07-15-03 | 07-16-03 |
| LATITUDE START | 6039.9 | 6040.2 | 6039.4 | 6040.1 | 6039.5 | 6059.3 | 6100.2 | 6059.9 | 6059.6 | 6100.4 | 6060.0 |
| LONGITUDE START | 17408.0 | 17527.7 | 17648.9 | 17730.2 | 17811.2 | 17129.3 | 17208.7 | 17247.1 | 17411.3 | 17533.4 | 17657.2 |
| GEAR DEPTH (m) | 85 | 105 | 128 | 145 | 159 | 58 | 62 | 65 | 81 | 100 | 120 |
| DURATION (hr) | 0.49 | 0.50 | 0.51 | 0.53 | 0.49 | 0.51 | 0.51 | 0.50 | 0.50 | 0.49 | 0.50 |
| DISTANCE FISHED (km) | 2.72 | 2.84 | 2.84 | 2.94 | 2.69 | 2.82 | 2.83 | 2.75 | 2.80 | 2.70 | 2.72 |
| PERFORMANCE/GEAR | 0.00/44 | 0.00/44 | 0.00/44 | 0.00/44 | 0.00/44 | 0.00/44 | 0.00/44 | 0.00/44 | 0.00/44 | 0.00/44 | 0.00/44 |
| POLLOCK | 266.4 | 632.1 | 415.8 | 596.4 | 437.9 | 201.9 | 550.7 | 1311.2 | 2471.0 | 1007.1 | 394.6 |
| PAC COD | 37.5 | 19.0 | 53.9 | 39.5 | 119.1 | 20.2 | 20.2 | 205.5 | 28.6 | 221.3 | 18.0 |
| PAC OCEAN PERCH | 0.0 | 0.0 | 0.0 | 0.0 | 0.0 | 0.0 | 0.0 | 0.0 | 0.0 | 0.0 | 0.0 |
| OTHER ROCKFISH | 0.0 | 0.0 | 0.0 | 0.0 | 0.0 | 0.0 | 0.0 | 0.0 | 0.0 | 0.0 | 0.0 |
| SABLEFISH | 0.0 | 0.0 | 0.0 | 0.0 | 0.0 | 0.0 | 0.0 | 0.0 | 0.0 | 0.0 | 0.0 |
| HERRING | 1.2 | 0.0 | 0.0 | 0.0 | 0.0 | 0.0 | 18.2 | 0.0 | 0.0 | 0.0 | 0.0 |
| ATKA MACKEREL | 0.0 | 0.0 | 0.0 | 0.0 | 0.0 | 0.0 | 0.0 | 0.0 | 0.0 | 0.0 | 0.0 |
| SCULPINS | 10.5 | 10.6 | 0.4 | 10.0 | 11.7 | 8.6 | 8.0 | 19.3 | 16.7 | 7.1 | 1.5 |
| EELPOUTS | 3.4 | 6.2 | 10.6 | 16.4 | 9.3 | 0.0 | 0.0 | 0.0 | 0.0 | 6.2 | 12.9 |
| OTHER ROUNDFISH | 0.5 | 0.0 | 0.3 | 1.1 | 2.1 | 0.2 | 0.5 | 0.0 | 0.0 | 0.3 | 1.9 |
| TOTAL ROUNDFISH | 319.6 | 667.8 | 481.1 | 663.5 | 580.1 | 231.0 | 597.6 | 1535.9 | 2516.3 | 1242.0 | 428.9 |
| YELLOWFIN SOLE | 0.3 | 0.0 | 0.0 | 0.0 | 0.0 | 21.2 | 87.1 | 14.3 | 0.6 | 0.0 | 0.0 |
| ROCK SOLE | 3.2 | 2.7 | 0.0 | 0.0 | 0.5 | 17.7 | 153.8 | 24.0 | 28.4 | 4.3 | 0.0 |
| FLATHEAD SOLE | 95.2 | 0.0 | 2.4 | 1.8 | 9.4 | 10.2 | 29.0 | 15.2 | 33.2 | 2.5 | 6.4 |
| ALASKA PLAICE | 8.5 | 0.0 | 0.0 | 0.0 | 0.0 | 122.2 | 214.0 | 11.2 | 8.3 | 1.8 | 0.0 |
| GREENLAND TBT | 44.4 | 1.1 | 1.5 | 9.8 | 67.0 | 0.0 | 0.0 | 0.0 | 2.2 | 10.9 | 2.4 |
| ARROWTOOTH FL | 0.0 | 40.0 | 16.2 | 24.4 | 283.1 | 0.0 | 0.0 | 0.0 | 0.0 | 6.4 | 24.4 |
| PACIFIC HALIB | 0.0 | 5.1 | 0.0 | 0.0 | 0.0 | 0.0 | 0.0 | 5.2 | 0.0 | 2.2 | 0.0 |
| OTHER FLATFISH | 0.0 | 0.0 | 0.0 | 0.0 | 0.0 | 0.0 | 0.0 | 0.0 | 0.0 | 0.0 | 0.0 |
| TOTAL FLATFISH | 151.5 | 48.8 | 20.1 | 36.0 | 359.9 | 171.3 | 483.9 | 69.9 | 72.5 | 28.1 | 33.2 |
| SKATES | 19.1 | 62.6 | 107.8 | 9.0 | 39.6 | 14.6 | 0.0 | 54.0 | 25.0 | 42.0 | 42.1 |
| SHARKS | 0.0 | 0.0 | 0.0 | 0.0 | 0.0 | 0.0 | 0.0 | 0.0 | 0.0 | 0.0 | 0.0 |
| TOTAL ELASM | 19.1 | 62.6 | 107.8 | 9.0 | 39.6 | 14.6 | 0.0 | 54.0 | 25.0 | 42.0 | 42.1 |
| RED KING CRAB | 0.0 | 0.0 | 0.0 | 0.0 | 0.0 | 0.0 | 0.0 | 0.0 | 0.0 | 0.0 | 0.0 |
| BLUE KING CRAB | 0.0 | 0.0 | 0.0 | 0.0 | 0.0 | 0.0 | 0.0 | 0.0 | 0.0 | 0.0 | 0.0 |
| TANNER, BAIRDI | 0.0 | 0.0 | 0.0 | 0.0 | 0.8 | 0.0 | 0.0 | 0.0 | 0.0 | 0.0 | 0.0 |
| TANNER, OPILLO | 258.4 | 21.9 | 14.0 | 5.9 | 9.1 | 65.4 | 19.2 | 293.3 | 70.4 | 25.7 | 15.5 |
| OTHER CRAB | 0.1 | 15.9 | 11.1 | 0.5 | 1.1 | 0.8 | 1.5 | 0.2 | 0.1 | 2.3 | 6.4 |
| SNAILS | 0.0 | 35.6 | 77.2 | 38.6 | 34.5 | 7.6 | 3.0 | 0.0 | 0.0 | 7.3 | 43.5 |
| SHRIMP | 0.0 | 0.7 | 0.9 | 2.2 | 2.6 | 0.0 | 0.0 | 0.0 | 0.0 | 0.6 | 0.9 |
| STARFISH | 0.7 | 9.2 | 117.7 | 204.2 | 5.0 | 7.7 | 230.1 | 6.9 | 2.7 | 23.1 | 45.0 |
| SQUID | 0.0 | 0.0 | 0.0 | 0.0 | 0.0 | 0.0 | 0.0 | 0.0 | 0.0 | 0.0 | 0.0 |
| OCTOPUS | 0.0 | 0.0 | 1.5 | 0.1 | 0.0 | 0.0 | 0.0 | 0.0 | 0.0 | 0.0 | 0.0 |
| OTHER INVERTS | 7.8 | 11.1 | 31.3 | 6.5 | 11.7 | 9.1 | 4.4 | 1.8 | 1.0 | 5.8 | 14.5 |
| TOTAL INVERTS | 267.0 | 94.4 | 253.8 | 257.9 | 64.7 | 90.5 | 258.2 | 302.2 | 74.2 | 64.7 | 125.8 |
| MISC. | 0.0 | 4.7 | 2.1 | 4.9 | 7.2 | 0.2 | 0.4 | 0.0 | 0.0 | 0.6 | 0.4 |
| TOTAL CATCH | 757.3 | 878.3 | 864.8 | 971.4 | 1051.5 | 507.7 | 1340.0 | 1962.0 | 2688.0 | 1377.3 | 630.3 |

Appendix Table 1.-Continued.

| STATION ID | 6160 | 6350 | 6354 | 6550 | 6554 | 6750 | 6754 |
|----------------------|----------|----------|----------|----------|----------|----------|----------|
| MONTH/DAY/YEAR | 07-16-03 | 07-14-03 | 07-15-03 | 07-14-03 | 07-15-03 | 07-14-03 | 07-15-03 |
| LATITUDE START | 6060.0 | 6119.5 | 6120.4 | 6139.6 | 6140.4 | 6159.7 | 6200.7 |
| LONGITUDE START | 17737.2 | 17421.2 | 17540.9 | 17427.2 | 17547.4 | 17430.9 | 17548.3 |
| GEAR DEPTH (m) | 133 | 76 | 96 | 76 | 95 | 72 | 91 |
| DURATION (hr) | 0.50 | 0.50 | 0.48 | 0.49 | 0.49 | 0.51 | 0.50 |
| DISTANCE FISHED (km) | 2.75 | 2.77 | 2.65 | 2.77 | 2.72 | 2.83 | 2.77 |
| PERFORMANCE/GEAR | 0.00/44 | 0.00/44 | 0.00/44 | 0.00/44 | 0.00/44 | 0.00/44 | 0.00/44 |
| POLLOCK | 288.4 | 613.3 | 474.5 | 392.0 | 205.8 | 426.3 | 497.9 |
| PAC COD | 45.4 | 39.0 | 79.2 | 33.0 | 34.5 | 19.0 | 61.7 |
| PAC OCEAN PERCH | 0.0 | 0.0 | 0.0 | 0.0 | 0.0 | 0.0 | 0.0 |
| OTHER ROCKFISH | 0.0 | 0.0 | 0.0 | 0.0 | 0.0 | 0.0 | 0.0 |
| SABLEFISH | 0.0 | 0.0 | 0.0 | 0.0 | 0.0 | 0.0 | 0.0 |
| HERRING | 0.0 | 10.1 | 0.0 | 0.0 | 0.0 | 0.0 | 0.0 |
| ATKA MACKEREL | 0.0 | 0.0 | 0.0 | 0.0 | 0.0 | 0.0 | 0.0 |
| SCULPINS | 0.4 | 17.5 | 10.1 | 1.1 | 4.0 | 3.2 | 5.2 |
| EELPOUTS | 49.9 | 4.9 | 4.8 | 2.5 | 70.1 | 2.5 | 9.3 |
| OTHER ROUNDFISH | 2.6 | 4.0 | 0.0 | 4.6 | 1.6 | 4.0 | 0.7 |
| TOTAL ROUNDFISH | 386.8 | 688.8 | 568.6 | 433.2 | 316.1 | 454.9 | 574.8 |
| YELLOWFIN SOLE | 0.0 | 1.5 | 0.0 | 1.7 | 0.0 | 2.5 | 0.0 |
| ROCK SOLE | 0.3 | 8.3 | 6.0 | 5.7 | 1.2 | 5.6 | 2.6 |
| FLATHEAD SOLE | 5.5 | 8.0 | 30.9 | 15.6 | 38.7 | 31.4 | 19.5 |
| ALASKA PLAICE | 1.8 | 9.3 | 0.0 | 3.2 | 0.0 | 4.8 | 0.0 |
| GREENLAND TBT | 15.9 | 17.1 | 25.9 | 9.4 | 42.8 | 1.7 | 21.0 |
| ARROWTOOTH FL | 18.4 | 0.0 | 2.9 | 0.0 | 0.0 | 0.0 | 0.0 |
| PACIFIC HALIB | 0.0 | 6.0 | 0.0 | 0.0 | 0.0 | 0.0 | 0.0 |
| OTHER FLATFISH | 0.0 | 0.0 | 0.0 | 0.0 | 0.0 | 0.4 | 0.0 |
| TOTAL FLATFISH | 42.0 | 50.1 | 65.7 | 35.5 | 82.7 | 46.4 | 43.1 |
| SKATES | 69.6 | 36.3 | 52.6 | 14.4 | 28.5 | 13.6 | 13.5 |
| SHARKS | 0.0 | 0.0 | 53.0 | 0.0 | 0.0 | 0.0 | 0.0 |
| TOTAL ELASM | 69.6 | 36.3 | 105.6 | 14.4 | 28.5 | 13.6 | 13.5 |
| RED KING CRAB | 0.0 | 0.0 | 0.0 | 0.0 | 0.0 | 0.0 | 0.0 |
| BLUE KING CRAB | 0.0 | 0.0 | 0.0 | 0.0 | 0.0 | 0.0 | 0.0 |
| TANNER, BAIRDI | 0.1 | 0.0 | 0.2 | 0.0 | 0.0 | 0.0 | 0.0 |
| TANNER, OPILIO | 18.5 | 114.2 | 113.5 | 51.5 | 339.1 | 77.5 | 80.7 |
| OTHER CRAB | 12.1 | 0.3 | 0.6 | 2.0 | 0.4 | 0.3 | 1.3 |
| SNAILS | 52.6 | 1.0 | 0.2 | 4.4 | 0.6 | 7.9 | 1.8 |
| SHRIMP | 1.1 | 0.2 | 0.2 | 0.2 | 0.1 | 0.1 | 0.1 |
| STARFISH | 39.5 | 5.6 | 1.7 | 7.6 | 1.3 | 15.0 | 5.4 |
| SQUID | 0.0 | 0.0 | 0.0 | 0.0 | 0.0 | 0.0 | 0.0 |
| OCTOPUS | 0.0 | 0.0 | 0.0 | 0.0 | 0.0 | 0.0 | 0.0 |
| OTHER INVERTS | 9.1 | 81.0 | 0.4 | 8.1 | 3.7 | 19.7 | 5.3 |
| TOTAL INVERTS | 132.9 | 202.2 | 117.0 | 73.8 | 345.2 | 120.5 | 94.6 |
| MISC. | 3.2 | 0.1 | 0.1 | 1.0 | 0.1 | 0.0 | 0.1 |
| TOTAL CATCH | 634.5 | 977.5 | 856.9 | 557.8 | 772.6 | 635.4 | 726.0 |

Appendix Table 2.—Haul and catch data for successfully completed tows by F/V *Aldebaran*.

| STATION ID | 2524 | 2528 | 2530 | 2722 | 2730 | 2732 | 2916 | 2920 | 2924 | 2928 | 2934 |
|----------------------|----------|----------|----------|----------|----------|----------|----------|----------|----------|----------|----------|
| MONTH/DAY/YEAR | 06-13-03 | 06-20-03 | 06-20-03 | 06-13-03 | 06-20-03 | 06-20-03 | 06-11-03 | 06-13-03 | 06-17-03 | 06-21-03 | 06-26-03 |
| LATITUDE START | 5459.3 | 5500.5 | 5500.1 | 5520.4 | 5519.8 | 5520.2 | 5540.6 | 5541.0 | 5541.0 | 5539.8 | 5540.6 |
| LONGITUDE START | 16509.4 | 16621.2 | 16655.3 | 16433.3 | 16658.0 | 16733.0 | 16248.9 | 16400.0 | 16510.3 | 16623.2 | 16809.6 |
| GEAR DEPTH (m) | 108 | 141 | 153 | 99 | 137 | 145 | 49 | 93 | 106 | 125 | 133 |
| DURATION (hr) | 0.50 | 0.51 | 0.54 | 0.50 | 0.52 | 0.54 | 0.49 | 0.51 | 0.50 | 0.54 | 0.50 |
| DISTANCE FISHED (km) | 2.79 | 2.71 | 2.79 | 2.80 | 2.79 | 2.87 | 2.72 | 2.77 | 2.71 | 2.85 | 2.70 |
| PERFORMANCE/GEAR | 0.00/44 | 0.00/44 | 0.00/44 | 0.00/44 | 0.00/44 | 2.10/44 | 0.00/44 | 0.00/44 | 0.00/44 | 0.00/44 | 0.00/44 |
| POLLOCK | 1533.3 | 15.6 | 8.6 | 891.5 | 14.6 | 1276.4 | 7443.8 | 1183.3 | 125.1 | 76.7 | 308.9 |
| PAC COD | 96.3 | 0.0 | 0.0 | 41.5 | 0.0 | 42.2 | 261.9 | 31.5 | 54.0 | 29.9 | 29.2 |
| PAC OCEAN PERCH | 0.0 | 0.0 | 0.0 | 0.0 | 0.0 | 3.6 | 0.0 | 0.0 | 0.0 | 0.0 | 0.0 |
| OTHER ROCKFISH | 0.0 | 0.6 | 0.6 | 0.0 | 0.0 | 2.9 | 0.0 | 0.0 | 0.0 | 0.0 | 0.0 |
| SABLEFISH | 0.0 | 0.0 | 0.0 | 0.0 | 0.0 | 0.0 | 0.0 | 0.0 | 2.3 | 0.0 | 0.0 |
| HERRING | 0.0 | 0.0 | 0.0 | 0.0 | 0.0 | 0.0 | 0.0 | 0.0 | 0.0 | 0.0 | 0.0 |
| ATKA MACKEREL | 0.0 | 0.0 | 0.0 | 0.0 | 0.0 | 0.0 | 0.0 | 0.0 | 0.0 | 0.0 | 0.0 |
| SCULPINS | 15.5 | 0.7 | 0.7 | 5.3 | 0.1 | 0.0 | 0.0 | 6.0 | 11.2 | 0.1 | 0.3 |
| EELPOUTS | 0.0 | 0.2 | 0.1 | 4.3 | 0.6 | 0.0 | 0.0 | 0.0 | 0.4 | 2.8 | 0.8 |
| OTHER ROUNDFISH | 0.0 | 0.0 | 0.7 | 0.0 | 8.2 | 0.5 | 1.0 | 0.0 | 2.0 | 2.2 | 0.5 |
| TOTAL ROUNDFISH | 1645.1 | 17.0 | 10.6 | 942.7 | 23.5 | 1325.7 | 7706.7 | 1220.8 | 195.0 | 111.7 | 339.8 |
| YELLOWFIN SOLE | 4.5 | 0.0 | 0.0 | 2.2 | 0.0 | 0.0 | 594.1 | 21.9 | 0.0 | 0.0 | 0.0 |
| ROCK SOLE | 10.2 | 0.0 | 0.0 | 6.5 | 0.0 | 0.0 | 418.1 | 35.2 | 1.6 | 0.0 | 2.4 |
| FLATHEAD SOLE | 85.8 | 46.8 | 26.7 | 117.3 | 88.3 | 72.9 | 118.5 | 122.3 | 168.6 | 99.2 | 31.5 |
| ALASKA PLAICE | 0.0 | 0.0 | 0.0 | 0.0 | 0.0 | 0.0 | 0.0 | 0.0 | 0.0 | 0.0 | 0.0 |
| GREENLAND TBT | 0.0 | 0.0 | 0.0 | 0.0 | 0.0 | 0.0 | 0.0 | 0.0 | 0.0 | 0.0 | 0.0 |
| ARROWTOOTH FL | 157.1 | 70.0 | 68.7 | 343.1 | 113.9 | 24.0 | 83.9 | 161.4 | 347.9 | 62.3 | 80.0 |
| PACIFIC HALIB | 13.0 | 0.0 | 18.1 | 11.1 | 28.8 | 4.3 | 10.1 | 3.3 | 5.6 | 6.8 | 22.0 |
| OTHER FLATFISH | 101.6 | 24.5 | 27.6 | 9.9 | 51.6 | 9.3 | 93.8 | 1.7 | 2.0 | 13.0 | 13.8 |
| TOTAL FLATFISH | 372.2 | 141.3 | 141.0 | 490.1 | 282.6 | 110.5 | 1318.5 | 345.7 | 525.7 | 181.3 | 149.7 |
| SKATES | 243.6 | 10.0 | 30.7 | 96.3 | 44.8 | 56.8 | 0.0 | 214.8 | 99.4 | 38.8 | 53.0 |
| SHARKS | 0.0 | 0.0 | 0.0 | 0.0 | 0.0 | 0.0 | 0.0 | 0.0 | 0.0 | 0.0 | 0.0 |
| TOTAL ELASM | 243.6 | 10.0 | 30.7 | 96.3 | 44.8 | 56.8 | 0.0 | 214.8 | 99.4 | 38.8 | 53.0 |
| RED KING CRAB | 0.0 | 0.0 | 0.0 | 0.0 | 0.0 | 0.0 | 54.0 | 0.0 | 0.0 | 0.0 | 0.0 |
| BLUE KING CRAB | 0.0 | 0.0 | 0.0 | 0.0 | 0.0 | 0.0 | 0.0 | 0.0 | 0.0 | 0.0 | 0.0 |
| TANNER, BAIRDI | 12.6 | 46.1 | 17.8 | 85.0 | 14.9 | 10.9 | 35.6 | 42.6 | 15.1 | 21.9 | 2.5 |
| TANNER, OPILIO | 0.0 | 2.3 | 0.8 | 3.5 | 1.3 | 0.9 | 0.5 | 0.9 | 0.9 | 1.5 | 0.8 |
| OTHER CRAB | 0.6 | 5.6 | 2.9 | 90.3 | 1.2 | 0.8 | 3.2 | 100.3 | 14.7 | 0.3 | 5.3 |
| SNAILS | 0.7 | 6.8 | 31.5 | 130.8 | 1.8 | 6.1 | 5.6 | 110.4 | 32.0 | 1.4 | 9.9 |
| SHRIMP | 0.0 | 0.0 | 0.0 | 0.0 | 0.0 | 0.0 | 0.0 | 0.0 | 0.0 | 0.0 | 0.0 |
| STARFISH | 0.7 | 0.0 | 0.3 | 1.8 | 0.0 | 0.0 | 54.9 | 0.0 | 0.0 | 0.3 | 0.0 |
| SQUID | 0.0 | 0.0 | 0.6 | 0.0 | 0.0 | 0.0 | 0.0 | 0.0 | 0.0 | 0.0 | 0.0 |
| OCTOPUS | 0.0 | 0.2 | 0.3 | 0.0 | 0.0 | 0.0 | 0.0 | 0.0 | 0.0 | 0.0 | 0.0 |
| OTHER INVERTS | 8.1 | 17.7 | 16.2 | 89.0 | 19.8 | 32.1 | 46.9 | 131.9 | 26.4 | 20.2 | 48.7 |
| TOTAL INVERTS | 22.7 | 78.7 | 70.3 | 400.4 | 39.0 | 50.8 | 200.7 | 386.2 | 89.1 | 45.6 | 67.2 |
| MISC. | 0.3 | 1.1 | 0.1 | 4.6 | 0.0 | 0.2 | 0.0 | 92.5 | 4.8 | 0.1 | 2.1 |
| TOTAL CATCH | 2284.0 | 248.1 | 252.7 | 1934.0 | 389.9 | 1544.0 | 9226.0 | 2260.0 | 914.0 | 377.5 | 611.9 |

Appendix Table 2.-Continued.

| STATION ID | 3116 | 3120 | 3124 | 3128 | 3132 | 3134 | 3312 | 3316 | 3320 | 3324 | 3328 |
|----------------------|----------|----------|----------|----------|----------|----------|----------|----------|----------|----------|----------|
| MONTH/DAY/YEAR | 06-11-03 | 06-14-03 | 06-17-03 | 06-21-03 | 06-26-03 | 06-26-03 | 06-05-03 | 06-11-03 | 06-14-03 | 06-17-03 | 06-21-03 |
| LATITUDE START | 5559.8 | 5558.2 | 5600.3 | 5559.8 | 5600.8 | 5559.9 | 5619.1 | 5620.9 | 5619.7 | 5620.5 | 5619.6 |
| LONGITUDE START | 16248.4 | 16355.9 | 16511.0 | 16624.2 | 16737.5 | 16813.4 | 16137.9 | 16246.6 | 16358.2 | 16513.0 | 16624.9 |
| GEAR DEPTH (m) | 75 | 90 | 93 | 122 | 130 | 149 | 62 | 75 | 84 | 84 | 101 |
| DURATION (hr) | 0.51 | 0.26 | 0.49 | 0.52 | 0.51 | 0.53 | 0.51 | 0.52 | 0.48 | 0.52 | 0.52 |
| DISTANCE FISHED (km) | 2.83 | 1.36 | 2.81 | 2.81 | 2.72 | 2.79 | 2.71 | 2.90 | 2.63 | 2.91 | 2.85 |
| PERFORMANCE/GEAR | 0.00/44 | 0.00/44 | 0.00/44 | 0.00/44 | 0.00/44 | 0.00/44 | 0.00/44 | 0.00/44 | 0.00/44 | 0.00/44 | 0.00/44 |
| POLLOCK | 277.6 | 715.2 | 305.8 | 93.6 | 12.8 | 195.6 | 326.7 | 34.6 | 1828.5 | 34.1 | 1017.0 |
| PAC COD | 78.5 | 45.3 | 130.7 | 26.2 | 22.1 | 21.3 | 137.8 | 16.5 | 55.6 | 33.9 | 121.2 |
| PAC OCEAN PERCH | 0.0 | 0.0 | 0.0 | 0.0 | 0.0 | 4.8 | 0.0 | 0.0 | 0.0 | 0.0 | 0.0 |
| OTHER ROCKFISH | 0.0 | 0.0 | 0.0 | 0.0 | 0.0 | 1.1 | 0.0 | 0.0 | 0.0 | 0.0 | 0.0 |
| SABLEFISH | 0.0 | 0.0 | 0.0 | 0.0 | 0.0 | 0.0 | 0.0 | 0.0 | 0.0 | 0.0 | 0.0 |
| HERRING | 0.0 | 0.0 | 0.0 | 0.0 | 0.0 | 0.0 | 0.0 | 0.0 | 0.0 | 0.0 | 0.0 |
| ATKA MACKEREL | 0.0 | 0.0 | 0.0 | 0.0 | 0.0 | 0.0 | 0.0 | 0.0 | 0.0 | 0.0 | 0.0 |
| SCULPINS | 11.5 | 20.0 | 0.0 | 2.0 | 10.2 | 24.1 | 23.6 | 0.0 | 8.0 | 0.0 | 6.0 |
| EELPOUTS | 0.0 | 5.9 | 0.1 | 5.6 | 1.2 | 0.3 | 0.0 | 0.0 | 13.7 | 3.1 | 2.3 |
| OTHER ROUNDFISH | 1.4 | 0.0 | 0.1 | 10.8 | 1.9 | 1.2 | 4.4 | 0.8 | 1.7 | 0.0 | 3.2 |
| TOTAL ROUNDFISH | 369.0 | 786.5 | 436.8 | 138.3 | 48.1 | 248.5 | 492.5 | 51.9 | 1907.5 | 71.1 | 1149.7 |
| YELLOWFIN SOLE | 403.3 | 63.5 | 1.7 | 0.0 | 0.0 | 0.0 | 405.6 | 728.6 | 203.5 | 17.7 | 0.0 |
| ROCK SOLE | 207.5 | 70.3 | 8.0 | 0.0 | 0.0 | 0.5 | 378.8 | 205.1 | 192.2 | 3.7 | 0.0 |
| FLATHEAD SOLE | 129.2 | 28.2 | 131.5 | 133.2 | 65.2 | 64.3 | 93.2 | 158.0 | 134.8 | 10.8 | 201.5 |
| ALASKA PLAICE | 186.1 | 5.7 | 0.0 | 0.0 | 0.0 | 0.0 | 6.1 | 47.6 | 15.9 | 1.4 | 0.0 |
| GREENLAND TBT | 0.0 | 0.0 | 0.0 | 0.0 | 0.0 | 0.0 | 0.0 | 0.0 | 0.0 | 0.0 | 0.0 |
| ARROWTOOTH FL | 74.2 | 58.9 | 73.3 | 89.6 | 107.7 | 69.8 | 52.8 | 83.5 | 24.9 | 10.3 | 141.0 |
| PACIFIC HALIB | 0.0 | 1.3 | 0.0 | 0.0 | 26.7 | 1.3 | 16.4 | 7.0 | 1.2 | 0.0 | 11.3 |
| OTHER FLATFISH | 3.1 | 5.8 | 3.5 | 3.8 | 9.7 | 20.4 | 5.6 | 1.8 | 0.0 | 0.0 | 5.3 |
| TOTAL FLATFISH | 1003.3 | 233.7 | 217.9 | 226.6 | 209.3 | 156.3 | 958.6 | 1231.6 | 572.6 | 43.9 | 359.1 |
| SKATES | 0.0 | 37.8 | 66.2 | 5.0 | 70.4 | 81.6 | 50.2 | 8.0 | 5.9 | 30.0 | 15.8 |
| SHARKS | 0.0 | 0.0 | 27.5 | 0.0 | 0.0 | 0.0 | 0.0 | 0.0 | 0.0 | 0.0 | 0.0 |
| TOTAL ELASM | 0.0 | 37.8 | 93.7 | 5.0 | 70.4 | 81.6 | 50.2 | 8.0 | 5.9 | 30.0 | 15.8 |
| RED KING CRAB | 54.1 | 0.0 | 0.0 | 0.0 | 0.0 | 0.0 | 92.1 | 46.8 | 4.6 | 0.0 | 0.0 |
| BLUE KING CRAB | 0.0 | 0.0 | 0.0 | 0.0 | 0.0 | 0.0 | 0.0 | 0.0 | 0.0 | 0.0 | 0.0 |
| TANNER, BAIRDI | 9.6 | 11.9 | 19.1 | 65.1 | 8.9 | 6.2 | 4.6 | 5.4 | 6.6 | 13.4 | 12.4 |
| TANNER, OPILIO | 0.4 | 0.8 | 5.4 | 1.8 | 0.0 | 0.0 | 0.0 | 0.0 | 2.2 | 2.0 | 7.3 |
| OTHER CRAB | 0.2 | 76.6 | 60.3 | 3.8 | 3.4 | 3.9 | 5.2 | 31.4 | 44.7 | 58.5 | 58.1 |
| SNAILS | 0.9 | 52.0 | 35.1 | 8.7 | 4.2 | 2.8 | 0.7 | 5.7 | 115.9 | 97.2 | 59.8 |
| SHRIMP | 0.0 | 0.0 | 0.0 | 0.0 | 0.0 | 0.1 | 0.0 | 0.0 | 0.0 | 0.0 | 0.0 |
| STARFISH | 8.5 | 0.0 | 3.0 | 1.1 | 0.2 | 0.3 | 116.6 | 0.0 | 17.2 | 5.2 | 0.0 |
| SQUID | 0.0 | 0.0 | 0.0 | 0.0 | 0.0 | 0.1 | 0.0 | 0.0 | 0.0 | 0.0 | 0.0 |
| OCTOPUS | 0.0 | 0.0 | 0.0 | 0.0 | 0.0 | 0.0 | 0.0 | 0.0 | 0.0 | 0.0 | 0.0 |
| OTHER INVERTS | 13.9 | 35.7 | 77.4 | 25.3 | 3.8 | 7.9 | 65.4 | 20.6 | 187.4 | 42.7 | 69.6 |
| TOTAL INVERTS | 87.6 | 177.0 | 200.4 | 105.8 | 20.4 | 21.2 | 284.6 | 109.9 | 378.6 | 218.9 | 207.2 |
| MISC. | 0.1 | 98.5 | 21.1 | 0.6 | 0.2 | 1.7 | 4.2 | 8.6 | 15.4 | 12.8 | 8.2 |
| TOTAL CATCH | 1460.0 | 1333.5 | 970.0 | 476.3 | 348.5 | 509.3 | 1790.0 | 1410.0 | 2880.0 | 376.8 | 1740.0 |

Appendix Table 2.-Continued.

| STATION ID | 3332 | 3508 | 3512 | 3520 | 3524 | 3528 | 3532 | 3534 | 3536 | 3538 | 3540 |
|----------------------|----------|----------|----------|----------|----------|----------|----------|----------|----------|----------|----------|
| MONTH/DAY/YEAR | 06-26-03 | 06-04-03 | 06-05-03 | 06-14-03 | 06-16-03 | 06-21-03 | 06-26-03 | 06-27-03 | 06-27-03 | 06-27-03 | 06-27-03 |
| LATITUDE START | 5620.3 | 5642.1 | 5640.8 | 5639.4 | 5640.7 | 5639.5 | 5640.6 | 5639.1 | 5640.9 | 5639.5 | 5640.0 |
| LONGITUDE START | 16739.2 | 16023.1 | 16133.5 | 16400.8 | 16513.1 | 16626.0 | 16740.4 | 16816.9 | 16853.9 | 16931.4 | 17006.0 |
| GEAR DEPTH (m) | 127 | 59 | 88 | 72 | 73 | 82 | 100 | 105 | 97 | 77 | 95 |
| DURATION (hr) | 0.51 | 0.51 | 0.26 | 0.50 | 0.51 | 0.51 | 0.50 | 0.51 | 0.41 | 0.34 | 0.51 |
| DISTANCE FISHED (km) | 2.72 | 2.79 | 1.36 | 2.71 | 2.76 | 2.79 | 2.60 | 2.81 | 2.34 | 1.89 | 2.89 |
| PERFORMANCE/GEAR | 0.00/44 | 0.00/44 | 0.00/44 | 0.00/44 | 0.00/44 | 3.13/44 | 0.00/44 | 0.00/44 | 0.00/44 | 0.00/44 | 0.00/44 |
| POLLOCK | 4.5 | 53.6 | 128.5 | 491.6 | 1648.3 | 124.5 | 264.2 | 339.6 | 2078.7 | 512.9 | 247.5 |
| PAC COD | 16.8 | 29.2 | 89.9 | 33.4 | 129.7 | 92.1 | 56.3 | 13.5 | 65.8 | 31.2 | 14.7 |
| PAC OCEAN PERCH | 0.0 | 0.0 | 0.0 | 0.0 | 0.0 | 0.0 | 0.0 | 0.0 | 0.0 | 0.0 | 0.0 |
| OTHER ROCKFISH | 0.0 | 0.0 | 0.0 | 0.0 | 0.0 | 0.0 | 0.0 | 0.0 | 0.0 | 0.0 | 0.0 |
| SABLEFISH | 0.0 | 0.0 | 0.0 | 0.0 | 0.0 | 0.0 | 0.0 | 0.0 | 0.0 | 0.0 | 0.0 |
| HERRING | 0.0 | 0.0 | 0.0 | 0.0 | 0.0 | 0.0 | 0.0 | 0.0 | 0.0 | 0.0 | 0.0 |
| ATKA MACKEREL | 0.0 | 0.0 | 0.0 | 0.0 | 0.0 | 0.0 | 0.0 | 0.0 | 0.0 | 0.0 | 0.0 |
| SCULPINS | 10.6 | 50.2 | 37.5 | 0.9 | 24.0 | 12.1 | 6.8 | 32.6 | 37.5 | 135.4 | 25.1 |
| EELPOUTS | 1.8 | 0.0 | 0.0 | 0.0 | 3.5 | 7.3 | 5.7 | 3.8 | 2.1 | 0.0 | 12.7 |
| OTHER ROUNDFISH | 0.6 | 0.0 | 11.3 | 0.4 | 0.0 | 0.8 | 1.1 | 3.1 | 0.5 | 1.9 | 0.7 |
| TOTAL ROUNDFISH | 34.3 | 132.9 | 267.2 | 526.3 | 1805.6 | 236.9 | 334.0 | 392.6 | 2184.6 | 681.4 | 300.7 |
| YELLOWFIN SOLE | 0.0 | 318.9 | 430.8 | 597.8 | 110.6 | 1.5 | 0.0 | 0.0 | 0.0 | 0.0 | 0.0 |
| ROCK SOLE | 0.0 | 490.6 | 175.3 | 267.5 | 87.2 | 2.9 | 0.0 | 0.0 | 151.3 | 358.6 | 1.2 |
| FLATHEAD SOLE | 99.3 | 31.1 | 164.1 | 269.0 | 48.1 | 4.3 | 44.1 | 42.3 | 382.1 | 0.8 | 613.7 |
| ALASKA PLAICE | 0.0 | 2.2 | 141.2 | 52.1 | 4.7 | 2.7 | 0.0 | 0.0 | 0.0 | 0.0 | 0.0 |
| GREENLAND TBT | 0.0 | 0.0 | 0.0 | 0.0 | 0.0 | 0.0 | 6.7 | 0.0 | 0.0 | 0.0 | 0.0 |
| ARROWTOOTH FL | 128.8 | 2.5 | 40.2 | 25.8 | 78.6 | 53.6 | 127.5 | 78.7 | 186.2 | 29.5 | 72.5 |
| PACIFIC HALIB | 8.8 | 9.5 | 20.3 | 5.6 | 11.5 | 11.3 | 0.0 | 17.4 | 5.6 | 36.0 | 0.0 |
| OTHER FLATFISH | 1.5 | 8.2 | 16.2 | 0.0 | 0.0 | 0.0 | 8.8 | 3.0 | 0.0 | 0.0 | 0.0 |
| TOTAL FLATFISH | 238.5 | 862.9 | 988.3 | 1217.7 | 340.7 | 76.3 | 187.1 | 141.5 | 725.2 | 424.9 | 687.3 |
| SKATES | 13.9 | 0.0 | 0.0 | 0.0 | 0.0 | 46.8 | 2.3 | 2.5 | 47.4 | 113.7 | 106.9 |
| SHARKS | 0.0 | 0.0 | 0.0 | 0.0 | 0.0 | 0.0 | 0.0 | 0.0 | 0.0 | 0.0 | 0.0 |
| TOTAL ELASM | 13.9 | 0.0 | 0.0 | 0.0 | 0.0 | 46.8 | 2.3 | 2.5 | 47.4 | 113.7 | 106.9 |
| RED KING CRAB | 0.0 | 49.0 | 97.7 | 27.3 | 0.0 | 0.0 | 0.0 | 0.0 | 0.0 | 0.0 | 0.0 |
| BLUE KING CRAB | 0.0 | 0.0 | 0.0 | 0.0 | 0.0 | 0.0 | 0.0 | 0.0 | 0.0 | 0.0 | 0.0 |
| TANNER, BAIRDI | 31.0 | 9.9 | 4.6 | 5.2 | 4.6 | 11.2 | 2.8 | 131.2 | 3.8 | 6.0 | 37.1 |
| TANNER, OPILIO | 2.4 | 0.0 | 0.0 | 0.4 | 0.0 | 6.9 | 1.8 | 8.8 | 1.0 | 0.0 | 6.0 |
| OTHER CRAB | 11.9 | 5.8 | 7.5 | 80.1 | 5.7 | 179.4 | 82.1 | 83.2 | 56.0 | 19.8 | 79.6 |
| SNAILS | 11.4 | 0.0 | 1.1 | 269.8 | 151.7 | 112.2 | 6.9 | 38.3 | 20.2 | 2.7 | 27.1 |
| SHRIMP | 0.0 | 0.0 | 0.0 | 0.0 | 0.0 | 0.0 | 0.0 | 0.0 | 0.0 | 0.0 | 0.0 |
| STARFISH | 7.7 | 546.9 | 0.0 | 4.1 | 23.1 | 9.3 | 57.3 | 0.0 | 65.3 | 133.9 | 161.5 |
| SQUID | 0.0 | 0.0 | 0.0 | 0.0 | 0.0 | 0.0 | 0.0 | 0.0 | 0.0 | 0.0 | 0.0 |
| OCTOPUS | 0.0 | 0.0 | 0.0 | 0.0 | 0.0 | 0.0 | 0.3 | 0.0 | 0.0 | 94.5 | 0.0 |
| OTHER INVERTS | 33.1 | 32.5 | 1780.6 | 91.9 | 48.5 | 41.4 | 15.5 | 183.2 | 2.9 | 632.0 | 29.3 |
| TOTAL INVERTS | 97.5 | 644.2 | 1891.5 | 478.7 | 233.5 | 360.3 | 166.6 | 444.7 | 149.2 | 888.9 | 340.6 |
| MISC. | 2.7 | 0.0 | 3.1 | 57.3 | 10.2 | 0.0 | 16.9 | 13.6 | 9.6 | 25.2 | 2.5 |
| TOTAL CATCH | 386.9 | 1640.0 | 3150.0 | 2280.0 | 2390.0 | 720.4 | 707.0 | 995.0 | 3116.0 | 2134.0 | 1438.0 |

Appendix Table 2.-Continued.

| STATION ID | 3542 | 3544 | 3548 | 3704 | 3708 | 3716 | 3720 | 3724 | 3728 | 3732 | 3736 |
|----------------------|----------|----------|----------|----------|----------|----------|----------|----------|----------|----------|----------|
| MONTH/DAY/YEAR | 06-27-03 | 07-06-03 | 07-08-03 | 06-02-03 | 06-04-03 | 06-11-03 | 06-14-03 | 06-16-03 | 06-21-03 | 06-25-03 | 06-28-03 |
| LATITUDE START | 5640.1 | 5639.3 | 5641.4 | 5658.9 | 5700.8 | 5701.3 | 5701.8 | 5700.7 | 5659.4 | 5700.7 | 5700.7 |
| LONGITUDE START | 17041.1 | 17121.4 | 17233.9 | 15907.9 | 16019.6 | 16245.9 | 16402.2 | 16513.0 | 16627.8 | 16742.2 | 16858.6 |
| GEAR DEPTH (m) | 109 | 118 | 133 | 30 | 62 | 59 | 64 | 68 | 72 | 68 | 78 |
| DURATION (hr) | 0.51 | 0.51 | 0.51 | 0.51 | 0.50 | 0.52 | 0.49 | 0.49 | 0.51 | 0.51 | 0.52 |
| DISTANCE FISHED (km) | 2.92 | 2.84 | 2.79 | 2.81 | 2.73 | 2.84 | 2.72 | 2.68 | 2.88 | 2.79 | 2.80 |
| PERFORMANCE/GEAR | 0.00/44 | 0.00/44 | 0.00/44 | 0.00/44 | 0.00/44 | 0.00/44 | 0.00/44 | 0.00/44 | 0.00/44 | 0.00/44 | 0.00/44 |
| POLLOCK | 1751.9 | 484.7 | 0.0 | 0.9 | 0.0 | 119.3 | 146.7 | 565.7 | 16.0 | 1491.6 | 1049.2 |
| PAC COD | 47.7 | 15.8 | 43.3 | 76.1 | 232.9 | 17.7 | 8.7 | 48.0 | 16.5 | 126.5 | 56.4 |
| PAC OCEAN PERCH | 0.0 | 0.0 | 0.0 | 0.0 | 0.0 | 0.0 | 0.0 | 0.0 | 0.0 | 0.0 | 0.0 |
| OTHER ROCKFISH | 0.0 | 0.0 | 0.0 | 0.0 | 0.0 | 0.0 | 0.0 | 0.0 | 0.0 | 0.0 | 0.0 |
| SABLEFISH | 0.0 | 0.0 | 0.0 | 0.0 | 0.0 | 0.0 | 0.0 | 0.0 | 0.0 | 0.0 | 0.0 |
| HERRING | 0.0 | 0.0 | 0.0 | 65.6 | 3.8 | 0.0 | 25.1 | 19.9 | 0.0 | 0.0 | 0.0 |
| ATKA MACKEREL | 0.0 | 0.0 | 0.0 | 0.0 | 0.0 | 0.0 | 0.0 | 0.0 | 0.0 | 0.0 | 0.0 |
| SCULPINS | 8.0 | 0.0 | 0.5 | 41.7 | 30.1 | 15.0 | 4.9 | 14.3 | 61.9 | 3.4 | 32.1 |
| EELPOUTS | 10.7 | 0.0 | 0.0 | 0.0 | 0.0 | 0.0 | 0.3 | 11.3 | 2.7 | 2.3 | 4.7 |
| OTHER ROUNDFISH | 6.4 | 0.1 | 0.2 | 7.6 | 2.4 | 6.8 | 2.8 | 1.6 | 4.1 | 0.4 | 7.2 |
| TOTAL ROUNDFISH | 1824.8 | 500.6 | 44.1 | 191.8 | 269.2 | 158.8 | 188.4 | 660.9 | 101.2 | 1624.2 | 1149.6 |
| YELLOWFIN SOLE | 0.0 | 0.0 | 0.0 | 1351.9 | 702.3 | 518.1 | 251.6 | 310.7 | 66.9 | 5.4 | 0.0 |
| ROCK SOLE | 0.0 | 0.0 | 5.6 | 629.2 | 1728.7 | 158.9 | 28.1 | 28.9 | 56.4 | 19.2 | 143.7 |
| FLATHEAD SOLE | 264.1 | 277.3 | 28.6 | 0.0 | 14.0 | 28.1 | 46.8 | 15.5 | 234.1 | 9.4 | 8.7 |
| ALASKA PLAICE | 0.0 | 0.0 | 0.0 | 1.0 | 4.3 | 250.1 | 26.5 | 0.0 | 82.1 | 0.0 | 32.8 |
| GREENLAND TBT | 0.0 | 0.0 | 0.0 | 0.0 | 0.0 | 0.0 | 0.0 | 0.0 | 0.0 | 0.0 | 0.0 |
| ARROWTOOTH FL | 62.9 | 71.8 | 175.1 | 0.0 | 0.0 | 12.8 | 5.4 | 14.5 | 19.4 | 13.2 | 69.4 |
| PACIFIC HALIB | 3.2 | 1.7 | 7.3 | 14.6 | 5.3 | 4.4 | 0.0 | 0.0 | 0.0 | 7.9 | 0.0 |
| OTHER FLATFISH | 8.6 | 9.5 | 42.1 | 31.2 | 22.7 | 0.0 | 0.0 | 0.0 | 0.0 | 0.0 | 0.0 |
| TOTAL FLATFISH | 338.8 | 360.3 | 258.8 | 2027.9 | 2477.3 | 972.4 | 358.5 | 369.6 | 458.9 | 55.1 | 254.6 |
| SKATES | 36.2 | 101.3 | 46.3 | 75.7 | 0.0 | 13.8 | 5.7 | 2.8 | 62.0 | 36.9 | 23.9 |
| SHARKS | 0.0 | 0.0 | 0.0 | 0.0 | 0.0 | 0.0 | 0.0 | 0.0 | 0.0 | 0.0 | 0.0 |
| TOTAL ELASM | 36.2 | 101.3 | 46.3 | 75.7 | 0.0 | 13.8 | 5.7 | 2.8 | 62.0 | 36.9 | 23.9 |
| RED KING CRAB | 0.0 | 0.0 | 0.0 | 0.0 | 33.7 | 175.5 | 22.5 | 0.0 | 0.0 | 0.0 | 0.0 |
| BLUE KING CRAB | 0.0 | 0.0 | 0.0 | 0.0 | 0.0 | 0.0 | 0.0 | 0.0 | 0.0 | 0.0 | 0.0 |
| TANNER, BAIRDI | 42.6 | 28.6 | 0.9 | 0.6 | 2.1 | 1.6 | 4.4 | 0.4 | 3.9 | 4.3 | 1.7 |
| TANNER, OPILIO | 3.5 | 0.9 | 0.0 | 0.5 | 0.0 | 0.0 | 3.5 | 1.7 | 3.0 | 4.6 | 1.6 |
| OTHER CRAB | 60.6 | 59.5 | 9.6 | 4.5 | 11.3 | 3.6 | 22.6 | 17.2 | 277.1 | 30.5 | 73.1 |
| SNAILS | 45.3 | 32.3 | 14.7 | 0.0 | 0.4 | 5.3 | 27.8 | 105.0 | 147.6 | 0.6 | 3.0 |
| SHRIMP | 0.0 | 0.0 | 0.3 | 0.0 | 0.0 | 0.0 | 0.0 | 0.0 | 0.0 | 0.0 | 0.0 |
| STARFISH | 19.0 | 8.7 | 89.7 | 133.6 | 770.1 | 259.1 | 17.6 | 58.3 | 6.1 | 86.7 | 87.2 |
| SQUID | 0.0 | 0.0 | 0.0 | 0.0 | 0.0 | 0.0 | 0.0 | 0.0 | 0.0 | 0.0 | 0.0 |
| OCTOPUS | 0.0 | 0.0 | 18.9 | 0.0 | 0.0 | 0.0 | 0.0 | 0.0 | 0.0 | 0.0 | 0.0 |
| OTHER INVERTS | 270.1 | 53.4 | 66.6 | 2.9 | 39.5 | 8.4 | 134.1 | 194.2 | 116.3 | 48.0 | 2.6 |
| TOTAL INVERTS | 441.0 | 183.5 | 200.6 | 142.2 | 857.1 | 453.4 | 232.5 | 376.7 | 554.0 | 174.7 | 169.1 |
| MISC. | 5.2 | 4.1 | 6.6 | 0.9 | 6.4 | 11.6 | 55.0 | 0.0 | 3.9 | 9.1 | 46.8 |
| TOTAL CATCH | 2646.0 | 1150.0 | 556.4 | 2438.6 | 3610.0 | 1610.0 | 840.0 | 1410.0 | 1180.0 | 1900.0 | 1644.0 |

Appendix Table 2.-Continued.

| STATION ID | 3740 | 3744 | 3748 | 3750 | 3904 | 3908 | 3912 | 3916 | 3920 | 3924 | 3928 |
|----------------------|----------|----------|----------|----------|----------|----------|----------|----------|----------|----------|----------|
| MONTH/DAY/YEAR | 06-29-03 | 07-06-03 | 07-08-03 | 07-22-03 | 06-02-03 | 06-04-03 | 06-06-03 | 06-10-03 | 06-14-03 | 06-16-03 | 06-22-03 |
| LATITUDE START | 5700.1 | 5700.1 | 5701.1 | 5701.0 | 5719.9 | 5720.6 | 5719.1 | 5720.0 | 5719.2 | 5720.7 | 5719.1 |
| LONGITUDE START | 17007.9 | 17124.0 | 17239.3 | 17315.6 | 15904.1 | 16018.1 | 16133.6 | 16247.5 | 16400.9 | 16514.0 | 16629.1 |
| GEAR DEPTH (m) | 67 | 107 | 120 | 140 | 46 | 60 | 53 | 46 | 59 | 65 | 67 |
| DURATION (hr) | 0.51 | 0.40 | 0.51 | 0.50 | 0.50 | 0.50 | 0.51 | 0.51 | 0.55 | 0.50 | 0.50 |
| DISTANCE FISHED (km) | 2.78 | 2.23 | 2.72 | 2.78 | 2.77 | 2.75 | 2.77 | 2.76 | 2.95 | 2.76 | 2.76 |
| PERFORMANCE/GEAR | 0.00/44 | 0.00/44 | 0.00/44 | 0.00/44 | 0.00/44 | 0.00/44 | 0.00/44 | 0.00/44 | 0.00/44 | 0.00/44 | 0.00/44 |
| POLLOCK | 223.8 | 1641.5 | 216.5 | 0.0 | 43.8 | 156.1 | 77.8 | 66.2 | 524.1 | 155.4 | 84.7 |
| PAC COD | 25.4 | 47.9 | 61.0 | 26.8 | 28.1 | 107.9 | 11.6 | 26.6 | 18.0 | 31.5 | 58.9 |
| PAC OCEAN PERCH | 0.0 | 0.0 | 0.0 | 0.0 | 0.0 | 0.0 | 0.0 | 0.0 | 0.0 | 0.0 | 0.0 |
| OTHER ROCKFISH | 0.0 | 0.0 | 0.0 | 0.0 | 0.0 | 0.0 | 0.0 | 0.0 | 0.0 | 0.0 | 0.0 |
| SABLEFISH | 0.0 | 0.0 | 0.0 | 0.0 | 0.0 | 0.0 | 0.0 | 0.0 | 0.0 | 0.0 | 0.0 |
| HERRING | 0.0 | 0.0 | 0.0 | 0.0 | 83.6 | 0.0 | 0.9 | 0.0 | 10.3 | 0.0 | 1.6 |
| ATKA MACKEREL | 0.0 | 0.0 | 0.0 | 0.0 | 0.0 | 0.0 | 0.0 | 0.0 | 0.0 | 0.0 | 0.0 |
| SCULPINS | 59.6 | 24.2 | 5.7 | 0.1 | 19.6 | 14.9 | 4.5 | 64.7 | 21.7 | 3.8 | 24.3 |
| EELPOUTS | 9.9 | 4.7 | 0.5 | 0.0 | 0.0 | 0.0 | 0.0 | 0.0 | 3.9 | 32.4 | 1.9 |
| OTHER ROUNDFISH | 64.0 | 3.7 | 0.0 | 0.2 | 2.0 | 4.5 | 7.7 | 2.2 | 7.9 | 4.9 | 1.3 |
| TOTAL ROUNDFISH | 382.7 | 1722.0 | 283.6 | 27.1 | 177.1 | 283.4 | 102.6 | 159.7 | 585.9 | 228.0 | 172.8 |
| YELLOWFIN SOLE | 1.3 | 0.0 | 0.0 | 0.0 | 337.9 | 302.7 | 185.7 | 1030.9 | 321.9 | 191.4 | 433.0 |
| ROCK SOLE | 84.1 | 2.4 | 0.0 | 1.7 | 1265.0 | 531.7 | 580.3 | 301.3 | 14.9 | 9.1 | 55.3 |
| FLATHEAD SOLE | 13.8 | 219.2 | 30.2 | 198.6 | 4.4 | 5.5 | 14.7 | 12.6 | 20.4 | 1.6 | 35.5 |
| ALASKA PLAICE | 0.0 | 0.0 | 0.0 | 0.0 | 0.0 | 2.1 | 55.2 | 2328.1 | 99.6 | 4.7 | 39.5 |
| GREENLAND TBT | 0.0 | 0.0 | 0.0 | 0.0 | 0.0 | 0.0 | 0.0 | 0.0 | 0.0 | 0.0 | 0.0 |
| ARROWTOOTH FL | 76.4 | 61.1 | 60.6 | 321.6 | 0.1 | 2.4 | 2.0 | 0.0 | 2.4 | 1.4 | 10.0 |
| PACIFIC HALIB | 1.2 | 9.2 | 0.0 | 0.0 | 8.2 | 19.2 | 20.1 | 0.0 | 0.0 | 29.8 | 2.7 |
| OTHER FLATFISH | 0.0 | 0.0 | 5.2 | 24.0 | 40.1 | 10.0 | 2.7 | 7.3 | 0.0 | 0.0 | 0.0 |
| TOTAL FLATFISH | 176.9 | 291.8 | 96.1 | 545.9 | 1655.8 | 873.7 | 860.7 | 3680.2 | 459.2 | 238.0 | 576.0 |
| SKATES | 6.6 | 39.2 | 49.1 | 13.1 | 91.9 | 0.0 | 4.7 | 28.3 | 3.5 | 15.6 | 47.2 |
| SHARKS | 0.0 | 0.0 | 0.0 | 0.0 | 0.0 | 0.0 | 0.0 | 0.0 | 0.0 | 0.0 | 0.0 |
| TOTAL ELASM | 6.6 | 39.2 | 49.1 | 13.1 | 91.9 | 0.0 | 4.7 | 28.3 | 3.5 | 15.6 | 47.2 |
| RED KING CRAB | 0.0 | 0.0 | 0.0 | 0.0 | 0.3 | 74.6 | 202.0 | 951.4 | 9.3 | 0.0 | 0.0 |
| BLUE KING CRAB | 0.0 | 0.0 | 0.0 | 0.0 | 0.0 | 0.0 | 0.0 | 0.0 | 0.0 | 0.0 | 0.0 |
| TANNER, BAIRDI | 44.8 | 14.8 | 3.5 | 2.3 | 0.3 | 1.0 | 2.7 | 0.9 | 4.7 | 2.9 | 3.2 |
| TANNER, OPILIO | 0.1 | 4.0 | 0.0 | 0.4 | 0.0 | 0.0 | 0.0 | 0.0 | 0.0 | 8.6 | 2.7 |
| OTHER CRAB | 487.2 | 47.6 | 24.7 | 10.5 | 4.9 | 30.1 | 2.3 | 20.6 | 28.8 | 28.4 | 77.3 |
| SNAILS | 47.0 | 15.9 | 18.1 | 33.3 | 0.3 | 17.6 | 2.3 | 13.8 | 58.0 | 41.1 | 54.0 |
| SHRIMP | 0.0 | 0.1 | 0.0 | 0.1 | 0.0 | 0.0 | 0.0 | 0.0 | 0.0 | 0.0 | 0.0 |
| STARFISH | 63.2 | 18.2 | 2.1 | 3.5 | 510.7 | 349.7 | 3.8 | 77.1 | 128.2 | 50.6 | 25.5 |
| SQUID | 0.0 | 0.0 | 0.0 | 0.0 | 0.0 | 0.0 | 0.0 | 0.0 | 0.0 | 0.0 | 0.0 |
| OCTOPUS | 0.0 | 0.0 | 0.0 | 0.0 | 0.0 | 0.0 | 0.0 | 0.0 | 0.0 | 0.0 | 0.0 |
| OTHER INVERTS | 161.3 | 7.8 | 172.8 | 542.7 | 0.9 | 68.2 | 50.3 | 28.8 | 104.9 | 78.2 | 729.9 |
| TOTAL INVERTS | 803.6 | 108.4 | 221.2 | 592.8 | 517.4 | 541.2 | 263.5 | 1092.6 | 333.9 | 209.8 | 892.7 |
| MISC. | 30.2 | 12.5 | 2.6 | 2.0 | 1.8 | 1.7 | 5.6 | 9.2 | 67.6 | 13.5 | 91.3 |
| TOTAL CATCH | 1400.0 | 2174.0 | 652.6 | 1180.9 | 2444.0 | 1700.0 | 1237.0 | 4970.0 | 1450.0 | 704.8 | 1780.0 |

Appendix Table 2.-Continued.

| STATION ID | 3932 | 3936 | 3940 | 3944 | 3948 | 3950 | 4104 | 4108 | 4112 | 4116 | 4120 |
|----------------------|----------|----------|----------|----------|----------|----------|----------|----------|----------|----------|----------|
| MONTH/DAY/YEAR | 06-25-03 | 06-28-03 | 07-01-03 | 07-06-03 | 07-07-03 | 07-22-03 | 06-02-03 | 06-04-03 | 06-06-03 | 06-10-03 | 06-15-03 |
| LATITUDE START | 5720.8 | 5719.4 | 5720.8 | 5719.3 | 5721.7 | 5720.7 | 5739.9 | 5740.8 | 5739.0 | 5740.9 | 5739.8 |
| LONGITUDE START | 16744.2 | 16900.5 | 17011.3 | 17128.0 | 17249.1 | 17319.7 | 15900.9 | 16015.6 | 16131.8 | 16245.7 | 16400.1 |
| GEAR DEPTH (m) | 71 | 69 | 55 | 100 | 116 | 119 | 45 | 52 | 50 | 41 | 49 |
| DURATION (hr) | 0.52 | 0.53 | 0.52 | 0.51 | 0.53 | 0.51 | 0.52 | 0.49 | 0.51 | 0.51 | 0.49 |
| DISTANCE FISHED (km) | 2.82 | 2.90 | 2.84 | 2.84 | 2.89 | 2.72 | 2.80 | 2.73 | 2.77 | 2.80 | 2.67 |
| PERFORMANCE/GEAR | 0.00/44 | 0.00/44 | 4.40/44 | 0.00/44 | 0.00/44 | 0.00/44 | 0.00/44 | 0.00/44 | 0.00/44 | 0.00/44 | 0.00/44 |
| POLLOCK | 1441.9 | 34.2 | 1.4 | 447.2 | 2813.9 | 0.1 | 136.6 | 20.3 | 371.9 | 2.6 | 470.5 |
| PAC COD | 66.0 | 119.8 | 3.0 | 26.0 | 46.4 | 64.9 | 14.5 | 15.9 | 519.6 | 4.1 | 190.2 |
| PAC OCEAN PERCH | 0.0 | 0.0 | 0.0 | 0.0 | 0.0 | 0.0 | 0.0 | 0.0 | 0.0 | 0.0 | 0.0 |
| OTHER ROCKFISH | 0.0 | 0.0 | 0.0 | 0.0 | 0.0 | 0.0 | 0.0 | 0.0 | 0.0 | 0.0 | 0.0 |
| SABLEFISH | 0.0 | 0.0 | 0.0 | 0.0 | 0.0 | 0.0 | 0.0 | 0.0 | 0.0 | 0.0 | 0.0 |
| HERRING | 1.3 | 0.0 | 0.0 | 0.0 | 0.0 | 0.0 | 3.6 | 0.3 | 0.0 | 2.7 | 5.1 |
| ATKA MACKEREL | 0.0 | 0.0 | 0.0 | 0.0 | 0.0 | 0.0 | 0.0 | 0.0 | 0.0 | 0.0 | 0.0 |
| SCULPINS | 21.5 | 244.9 | 35.5 | 58.0 | 0.1 | 0.1 | 21.1 | 5.6 | 6.3 | 0.5 | 16.9 |
| EELPOUTS | 1.3 | 0.0 | 0.0 | 7.7 | 4.4 | 0.9 | 0.0 | 0.0 | 0.0 | 0.0 | 0.0 |
| OTHER ROUNDFISH | 9.1 | 1.0 | 0.8 | 4.0 | 0.0 | 0.1 | 5.6 | 1.9 | 4.2 | 2.0 | 6.6 |
| TOTAL ROUNDFISH | 1541.2 | 399.9 | 40.7 | 542.8 | 2864.8 | 66.0 | 181.4 | 43.9 | 902.0 | 11.9 | 689.4 |
| YELLOWFIN SOLE | 66.3 | 14.9 | 0.0 | 0.0 | 0.0 | 0.0 | 400.2 | 187.4 | 93.7 | 134.8 | 384.8 |
| ROCK SOLE | 117.7 | 328.8 | 4245.5 | 5.0 | 0.0 | 1.1 | 751.4 | 557.8 | 492.5 | 310.2 | 404.0 |
| FLATHEAD SOLE | 11.0 | 0.0 | 0.0 | 268.9 | 58.5 | 103.8 | 0.0 | 10.3 | 18.6 | 8.1 | 4.9 |
| ALASKA PLAICE | 7.7 | 5.1 | 0.0 | 0.0 | 0.0 | 0.0 | 0.3 | 3.1 | 53.2 | 3.1 | 81.2 |
| GREENLAND TBT | 0.0 | 0.0 | 0.0 | 0.0 | 0.0 | 0.0 | 0.0 | 0.0 | 0.0 | 0.0 | 0.0 |
| ARROWTOOTH FL | 17.2 | 50.6 | 2.0 | 60.3 | 41.6 | 104.2 | 0.0 | 0.1 | 0.0 | 0.0 | 2.8 |
| PACIFIC HALIB | 0.0 | 361.4 | 240.8 | 2.5 | 7.3 | 36.0 | 6.5 | 3.4 | 1.3 | 13.8 | 0.0 |
| OTHER FLATFISH | 0.0 | 0.0 | 0.0 | 0.3 | 0.0 | 9.8 | 16.7 | 21.4 | 0.9 | 0.0 | 0.0 |
| TOTAL FLATFISH | 220.0 | 760.8 | 4488.3 | 337.0 | 107.5 | 254.8 | 1175.0 | 783.5 | 660.3 | 470.0 | 877.7 |
| SKATES | 50.7 | 98.2 | 0.0 | 64.7 | 79.2 | 64.6 | 0.0 | 41.0 | 81.3 | 26.1 | 25.3 |
| SHARKS | 0.0 | 0.0 | 0.0 | 0.0 | 0.0 | 0.0 | 0.0 | 0.0 | 0.0 | 0.0 | 0.0 |
| TOTAL ELASM | 50.7 | 98.2 | 0.0 | 64.7 | 79.2 | 64.6 | 0.0 | 41.0 | 81.3 | 26.1 | 25.3 |
| RED KING CRAB | 0.0 | 0.0 | 0.0 | 0.0 | 0.0 | 0.0 | 0.0 | 87.9 | 60.8 | 8.5 | 12.3 |
| BLUE KING CRAB | 0.0 | 341.0 | 0.0 | 0.0 | 0.0 | 0.0 | 0.0 | 0.0 | 0.0 | 0.0 | 0.0 |
| TANNER, BAIRDI | 4.1 | 2.9 | 0.0 | 14.0 | 3.2 | 0.0 | 0.0 | 0.7 | 0.2 | 0.0 | 0.9 |
| TANNER, OPILIO | 1.2 | 4.1 | 0.0 | 11.7 | 1.0 | 0.0 | 0.0 | 0.0 | 0.0 | 0.0 | 0.0 |
| OTHER CRAB | 334.3 | 53.0 | 5.2 | 94.6 | 9.1 | 26.2 | 2.1 | 12.8 | 0.5 | 9.2 | 14.2 |
| SNAILS | 4.8 | 15.7 | 0.0 | 165.4 | 10.0 | 20.3 | 0.4 | 7.8 | 0.4 | 11.4 | 39.4 |
| SHRIMP | 0.0 | 0.0 | 0.0 | 1.9 | 0.1 | 0.0 | 0.0 | 0.0 | 0.0 | 0.0 | 0.0 |
| STARFISH | 133.8 | 62.6 | 747.0 | 4.9 | 10.6 | 1.3 | 420.4 | 327.9 | 24.0 | 88.6 | 442.2 |
| SQUID | 0.0 | 0.0 | 0.0 | 0.0 | 0.0 | 0.1 | 0.0 | 0.0 | 0.0 | 0.0 | 0.0 |
| OCTOPUS | 0.0 | 0.0 | 0.0 | 0.0 | 0.0 | 0.0 | 0.0 | 0.0 | 0.0 | 0.0 | 0.0 |
| OTHER INVERTS | 70.4 | 1309.5 | 651.4 | 27.6 | 1.9 | 435.7 | 13.3 | 8.5 | 0.2 | 5.0 | 83.9 |
| TOTAL INVERTS | 548.6 | 1788.8 | 1403.6 | 320.2 | 35.8 | 483.7 | 436.2 | 445.6 | 86.1 | 122.8 | 592.9 |
| MISC. | 51.5 | 53.8 | 1.3 | 5.3 | 0.7 | 5.9 | 1.4 | 6.1 | 0.3 | 6.4 | 84.8 |
| TOTAL CATCH | 2412.0 | 3101.5 | 5934.0 | 1270.0 | 3088.0 | 875.1 | 1794.0 | 1320.0 | 1730.0 | 637.2 | 2270.0 |

Appendix Table 2.—Continued.

| STATION ID | 4124 | 4128 | 4132 | 4136 | 4140 | 4144 | 4148 | 4304 | 4308 | 4312 | 4316 |
|----------------------|----------|----------|----------|----------|----------|----------|----------|----------|----------|----------|----------|
| MONTH/DAY/YEAR | 06-16-03 | 06-22-03 | 06-25-03 | 07-02-03 | 07-01-03 | 07-06-03 | 07-07-03 | 06-03-03 | 06-04-03 | 06-06-03 | 06-10-03 |
| LATITUDE START | 5740.8 | 5739.3 | 5740.7 | 5739.0 | 5739.3 | 5739.5 | 5740.8 | 5758.9 | 5800.6 | 5758.7 | 5801.4 |
| LONGITUDE START | 16515.2 | 16630.2 | 16746.1 | 16901.6 | 17015.9 | 17131.5 | 17248.3 | 15858.7 | 16012.7 | 16129.0 | 16245.2 |
| GEAR DEPTH (m) | 60 | 64 | 66 | 67 | 70 | 98 | 118 | 40 | 49 | 52 | 38 |
| DURATION (hr) | 0.50 | 0.50 | 0.50 | 0.50 | 0.52 | 0.51 | 0.52 | 0.51 | 0.50 | 0.30 | 0.49 |
| DISTANCE FISHED (km) | 2.81 | 2.81 | 2.78 | 2.66 | 2.85 | 2.91 | 2.90 | 2.74 | 2.71 | 1.68 | 2.79 |
| PERFORMANCE/GEAR | 0.00/44 | 0.00/44 | 0.00/44 | 0.00/44 | 0.00/44 | 0.00/44 | 0.00/44 | 0.00/44 | 0.00/44 | 1.12/44 | 0.00/44 |
| POLLOCK | 122.2 | 191.0 | 628.5 | 481.5 | 380.8 | 1293.0 | 1220.8 | 0.0 | 95.4 | 110.2 | 148.9 |
| PAC COD | 33.9 | 25.0 | 38.9 | 38.3 | 12.0 | 21.9 | 17.8 | 2.4 | 23.7 | 0.5 | 15.5 |
| PAC OCEAN PERCH | 0.0 | 0.0 | 0.0 | 0.0 | 0.0 | 0.0 | 0.0 | 0.0 | 0.0 | 0.0 | 0.0 |
| OTHER ROCKFISH | 0.0 | 0.0 | 0.0 | 0.0 | 0.0 | 0.0 | 0.0 | 0.0 | 0.0 | 0.0 | 0.0 |
| SABLEFISH | 0.0 | 0.0 | 0.0 | 0.0 | 0.0 | 0.0 | 0.0 | 0.0 | 0.0 | 0.0 | 0.0 |
| HERRING | 0.0 | 12.9 | 0.0 | 0.0 | 9.8 | 0.0 | 0.0 | 0.0 | 0.0 | 0.7 | 0.0 |
| ATKA MACKEREL | 0.0 | 0.0 | 0.0 | 0.0 | 0.0 | 0.0 | 0.0 | 0.0 | 0.0 | 0.0 | 0.0 |
| SCULPINS | 1.4 | 13.5 | 11.0 | 1.7 | 20.3 | 19.6 | 1.3 | 1.0 | 35.2 | 27.6 | 40.9 |
| EELPOUTS | 5.8 | 0.7 | 0.0 | 1.4 | 0.0 | 30.1 | 16.4 | 0.0 | 0.0 | 0.0 | 0.0 |
| OTHER ROUNDFISH | 8.8 | 3.7 | 2.4 | 1.9 | 3.2 | 0.6 | 5.7 | 146.4 | 1.8 | 6.9 | 3.7 |
| TOTAL ROUNDFISH | 172.1 | 246.7 | 680.7 | 524.7 | 426.1 | 1365.2 | 1262.0 | 149.9 | 156.0 | 145.9 | 208.9 |
| YELLOWFIN SOLE | 236.0 | 392.9 | 162.9 | 186.6 | 31.9 | 0.0 | 0.0 | 38.9 | 904.2 | 209.5 | 256.4 |
| ROCK SOLE | 48.1 | 44.8 | 159.9 | 225.6 | 264.3 | 0.7 | 0.0 | 168.5 | 715.8 | 1153.5 | 621.2 |
| FLATHEAD SOLE | 1.9 | 23.3 | 9.0 | 7.3 | 9.7 | 86.8 | 166.9 | 0.0 | 3.1 | 6.2 | 25.7 |
| ALASKA PLAICE | 126.0 | 16.7 | 21.6 | 23.9 | 0.0 | 0.0 | 0.0 | 0.2 | 19.5 | 34.9 | 8.4 |
| GREENLAND TBT | 0.0 | 0.0 | 0.0 | 0.0 | 0.0 | 0.0 | 0.0 | 0.0 | 0.0 | 0.0 | 0.0 |
| ARROWTOOTH FL | 0.3 | 4.4 | 22.5 | 72.1 | 24.8 | 120.6 | 70.7 | 0.0 | 0.0 | 0.0 | 0.0 |
| PACIFIC HALIB | 18.5 | 16.0 | 0.0 | 36.6 | 31.7 | 0.0 | 0.0 | 0.0 | 3.3 | 3.4 | 27.7 |
| OTHER FLATFISH | 0.0 | 0.0 | 0.0 | 0.0 | 0.0 | 0.0 | 0.0 | 11.8 | 4.7 | 9.1 | 19.4 |
| TOTAL FLATFISH | 430.9 | 498.1 | 375.9 | 552.2 | 362.4 | 208.1 | 237.6 | 219.3 | 1650.4 | 1416.6 | 958.8 |
| SKATES | 4.7 | 9.8 | 21.1 | 52.1 | 67.1 | 27.8 | 16.7 | 0.0 | 74.7 | 33.6 | 52.6 |
| SHARKS | 0.0 | 0.0 | 0.0 | 0.0 | 0.0 | 0.0 | 0.0 | 0.0 | 0.0 | 0.0 | 0.0 |
| TOTAL ELASM | 4.7 | 9.8 | 21.1 | 52.1 | 67.1 | 27.8 | 16.7 | 0.0 | 74.7 | 33.6 | 52.6 |
| RED KING CRAB | 0.0 | 0.0 | 0.0 | 4.2 | 3.8 | 0.0 | 0.0 | 0.0 | 35.1 | 24.2 | 5.2 |
| BLUE KING CRAB | 0.0 | 0.0 | 0.0 | 0.0 | 0.0 | 0.0 | 0.0 | 0.0 | 0.0 | 0.0 | 0.0 |
| TANNER, BAIRDI | 0.2 | 0.1 | 2.6 | 2.2 | 0.5 | 1.6 | 2.7 | 0.0 | 0.0 | 0.0 | 0.0 |
| TANNER, OPILIO | 0.9 | 6.2 | 2.0 | 9.7 | 2.8 | 7.5 | 2.1 | 0.0 | 0.0 | 0.0 | 0.0 |
| OTHER CRAB | 38.1 | 23.4 | 20.5 | 17.9 | 276.9 | 138.8 | 60.8 | 0.4 | 4.7 | 0.0 | 7.5 |
| SNAILS | 72.9 | 20.4 | 321.1 | 0.0 | 46.3 | 83.8 | 84.5 | 0.1 | 5.8 | 0.0 | 5.7 |
| SHRIMP | 0.0 | 0.0 | 0.0 | 0.0 | 0.0 | 0.6 | 0.3 | 0.0 | 0.0 | 0.0 | 0.0 |
| STARFISH | 14.3 | 72.2 | 43.2 | 270.0 | 45.7 | 4.8 | 18.6 | 24.6 | 153.9 | 197.7 | 97.7 |
| SQUID | 0.0 | 0.0 | 0.0 | 0.0 | 0.0 | 0.0 | 0.0 | 0.0 | 0.0 | 0.0 | 0.0 |
| OCTOPUS | 0.0 | 0.0 | 0.0 | 0.0 | 0.0 | 0.0 | 0.0 | 0.0 | 0.0 | 0.0 | 0.0 |
| OTHER INVERTS | 187.7 | 323.1 | 1933.2 | 1167.8 | 38.3 | 32.3 | 13.1 | 1.2 | 7.5 | 0.0 | 1.9 |
| TOTAL INVERTS | 314.2 | 445.4 | 2322.6 | 1471.8 | 414.3 | 269.5 | 182.1 | 26.2 | 207.0 | 221.9 | 118.0 |
| MISC. | 38.2 | 25.9 | 107.7 | 121.1 | 116.1 | 1.4 | 11.7 | 0.0 | 1.8 | 0.0 | 1.7 |
| TOTAL CATCH | 960.0 | 1226.0 | 3508.0 | 2722.0 | 1386.0 | 1872.0 | 1710.0 | 395.4 | 2090.0 | 1818.0 | 1340.0 |

Appendix Table 2.-Continued.

| STATION ID | 4320 | 4324 | 4328 | 4332 | 4336 | 4340 | 4344 | 4348 | 4506 | 4508 | 4512 |
|----------------------|----------|----------|----------|----------|----------|----------|----------|----------|----------|----------|----------|
| MONTH/DAY/YEAR | 06-15-03 | 06-16-03 | 06-22-03 | 06-25-03 | 07-02-03 | 07-05-03 | 07-06-03 | 07-07-03 | 06-03-03 | 06-03-03 | 06-06-03 |
| LATITUDE START | 5759.3 | 5801.0 | 5759.4 | 5800.9 | 5759.4 | 5800.9 | 5759.2 | 5800.8 | 5820.9 | 5817.4 | 5813.1 |
| LONGITUDE START | 16401.8 | 16514.8 | 16631.0 | 16748.1 | 16902.9 | 17019.9 | 17135.9 | 17252.1 | 15933.6 | 15958.3 | 16132.9 |
| GEAR DEPTH (m) | 45 | 47 | 59 | 65 | 69 | 73 | 96 | 107 | 23 | 39 | 36 |
| DURATION (hr) | 0.50 | 0.50 | 0.51 | 0.51 | 0.51 | 0.53 | 0.52 | 0.53 | 0.51 | 0.52 | 0.26 |
| DISTANCE FISHED (km) | 2.73 | 2.66 | 2.89 | 2.81 | 2.79 | 2.92 | 2.85 | 2.93 | 2.80 | 2.82 | 1.42 |
| PERFORMANCE/GEAR | 0.00/44 | 0.00/44 | 0.00/44 | 0.00/44 | 0.00/44 | 0.00/44 | 0.00/44 | 0.00/44 | 0.00/44 | 0.00/44 | 0.00/44 |
| POLLOCK | 44.9 | 52.9 | 378.7 | 751.9 | 1215.3 | 1528.6 | 613.0 | 923.5 | 0.0 | 0.0 | 6.8 |
| PAC COD | 32.1 | 40.8 | 22.3 | 20.3 | 119.2 | 32.5 | 45.1 | 35.9 | 0.0 | 0.0 | 0.0 |
| PAC OCEAN PERCH | 0.0 | 0.0 | 0.0 | 0.0 | 0.0 | 0.0 | 0.0 | 0.0 | 0.0 | 0.0 | 0.0 |
| OTHER ROCKFISH | 0.0 | 0.0 | 0.0 | 0.0 | 0.0 | 0.0 | 0.0 | 0.0 | 0.0 | 0.0 | 0.0 |
| SABLEFISH | 0.0 | 0.0 | 0.0 | 0.0 | 0.0 | 0.0 | 0.0 | 0.0 | 0.0 | 0.0 | 0.0 |
| HERRING | 15.9 | 0.0 | 0.0 | 0.0 | 0.0 | 1.9 | 0.0 | 0.0 | 0.0 | 0.0 | 0.0 |
| ATKA MACKEREL | 0.0 | 0.0 | 0.0 | 0.0 | 0.0 | 0.0 | 0.0 | 0.0 | 0.0 | 0.0 | 0.0 |
| SCULPINS | 41.4 | 16.8 | 18.0 | 12.9 | 4.6 | 0.0 | 28.9 | 14.1 | 0.5 | 42.4 | 1.8 |
| EELPOUTS | 0.0 | 0.0 | 0.0 | 0.7 | 2.5 | 4.4 | 32.2 | 7.7 | 0.0 | 0.0 | 0.0 |
| OTHER ROUNDFISH | 1.0 | 2.1 | 6.8 | 5.6 | 4.3 | 0.1 | 0.1 | 0.1 | 1.8 | 3.6 | 1.2 |
| TOTAL ROUNDFISH | 135.3 | 112.6 | 425.8 | 791.4 | 1346.0 | 1567.5 | 719.2 | 981.4 | 2.3 | 46.0 | 9.8 |
| YELLOWFIN SOLE | 295.6 | 292.8 | 413.7 | 270.6 | 278.9 | 17.0 | 0.0 | 0.0 | 1248.2 | 1273.3 | 18.3 |
| ROCK SOLE | 76.0 | 111.6 | 31.4 | 33.3 | 56.6 | 43.7 | 1.4 | 20.5 | 138.6 | 498.5 | 65.0 |
| FLATHEAD SOLE | 1.7 | 1.8 | 2.1 | 17.6 | 20.8 | 0.0 | 24.6 | 39.0 | 0.0 | 0.0 | 0.0 |
| ALASKA PLAICE | 65.1 | 100.5 | 72.7 | 257.2 | 167.3 | 0.0 | 2.5 | 38.9 | 37.3 | 17.3 | 0.0 |
| GREENLAND TBT | 0.0 | 0.0 | 0.0 | 0.0 | 0.0 | 0.0 | 0.0 | 0.0 | 0.0 | 0.0 | 0.0 |
| ARROWTOOTH FL | 0.0 | 0.0 | 4.5 | 13.4 | 5.2 | 5.2 | 95.0 | 50.4 | 0.0 | 0.0 | 0.0 |
| PACIFIC HALIB | 3.2 | 0.0 | 0.5 | 0.5 | 0.0 | 6.3 | 9.3 | 2.8 | 0.6 | 20.5 | 3.7 |
| OTHER FLATFISH | 0.1 | 0.0 | 0.0 | 0.0 | 0.0 | 0.0 | 0.0 | 0.0 | 45.5 | 108.4 | 54.1 |
| TOTAL FLATFISH | 441.7 | 506.7 | 524.9 | 592.7 | 528.8 | 72.2 | 132.8 | 151.6 | 1470.2 | 1918.1 | 141.1 |
| SKATES | 13.2 | 25.7 | 14.7 | 73.4 | 227.2 | 11.5 | 42.1 | 137.2 | 0.0 | 46.9 | 6.1 |
| SHARKS | 0.0 | 0.0 | 0.0 | 0.0 | 0.0 | 0.0 | 0.0 | 0.0 | 0.0 | 0.0 | 0.0 |
| TOTAL ELASM | 13.2 | 25.7 | 14.7 | 73.4 | 227.2 | 11.5 | 42.1 | 137.2 | 0.0 | 46.9 | 6.1 |
| RED KING CRAB | 5.1 | 0.0 | 0.0 | 0.0 | 0.0 | 0.0 | 0.0 | 0.0 | 0.4 | 6.4 | 5.1 |
| BLUE KING CRAB | 0.0 | 0.0 | 0.0 | 0.0 | 0.0 | 0.0 | 0.0 | 0.0 | 0.0 | 0.0 | 0.0 |
| TANNER, BAIRDI | 0.0 | 0.0 | 0.0 | 0.6 | 0.1 | 0.5 | 1.0 | 0.2 | 0.0 | 0.0 | 0.0 |
| TANNER, OPILIO | 0.0 | 0.4 | 1.2 | 1.3 | 4.2 | 14.9 | 21.1 | 262.0 | 0.0 | 0.0 | 0.0 |
| OTHER CRAB | 34.2 | 26.1 | 228.1 | 33.0 | 283.3 | 144.4 | 63.9 | 138.1 | 1.0 | 5.5 | 1.7 |
| SNAILS | 5.6 | 68.2 | 108.0 | 31.9 | 22.5 | 17.8 | 143.4 | 65.3 | 0.0 | 0.0 | 0.0 |
| SHRIMP | 0.0 | 0.0 | 0.0 | 0.0 | 0.0 | 0.0 | 1.1 | 0.1 | 0.0 | 0.0 | 0.0 |
| STARFISH | 375.2 | 66.5 | 102.2 | 122.2 | 242.1 | 56.2 | 34.3 | 5.1 | 176.0 | 269.0 | 35.8 |
| SQUID | 0.0 | 0.0 | 0.0 | 0.0 | 0.0 | 0.0 | 0.0 | 0.0 | 0.0 | 0.0 | 0.0 |
| OCTOPUS | 0.0 | 0.0 | 0.0 | 0.0 | 0.0 | 0.0 | 0.0 | 0.0 | 0.0 | 0.0 | 0.0 |
| OTHER INVERTS | 113.5 | 481.6 | 107.9 | 561.7 | 1528.5 | 23.3 | 8.8 | 13.6 | 0.0 | 0.0 | 0.2 |
| TOTAL INVERTS | 533.6 | 642.8 | 547.4 | 750.8 | 2080.6 | 257.1 | 273.6 | 484.6 | 177.4 | 281.0 | 42.8 |
| MISC. | 66.1 | 132.2 | 137.2 | 31.7 | 189.3 | 43.7 | 2.3 | 5.2 | 0.1 | 0.0 | 0.1 |
| TOTAL CATCH | 1190.0 | 1420.0 | 1650.0 | 2240.0 | 4372.0 | 1952.0 | 1170.0 | 1760.0 | 1650.0 | 2292.0 | 199.9 |

Appendix Table 2.—Continued.

| STATION ID | 4516 | 4520 | 4524 | 4528 | 4532 | 4536 | 4540 | 4544 | 4548 | 4552 | 4716 |
|----------------------|----------|----------|----------|----------|----------|----------|----------|----------|----------|----------|----------|
| MONTH/DAY/YEAR | 06-10-03 | 06-15-03 | 06-15-03 | 06-22-03 | 06-25-03 | 07-02-03 | 07-05-03 | 07-12-03 | 07-07-03 | 07-21-03 | 06-07-03 |
| LATITUDE START | 5820.8 | 5819.8 | 5820.8 | 5819.9 | 5820.8 | 5819.1 | 5820.7 | 5819.6 | 5820.8 | 5820.9 | 5837.8 |
| LONGITUDE START | 16243.1 | 16400.2 | 16517.8 | 16633.0 | 16749.4 | 16907.2 | 17023.2 | 17139.2 | 17256.2 | 17419.0 | 16242.2 |
| GEAR DEPTH (m) | 29 | 39 | 41 | 45 | 58 | 66 | 73 | 95 | 108 | 170 | 23 |
| DURATION (hr) | 0.51 | 0.51 | 0.51 | 0.52 | 0.51 | 0.51 | 0.52 | 0.52 | 0.52 | 0.43 | 0.26 |
| DISTANCE FISHED (km) | 2.83 | 2.75 | 2.76 | 2.87 | 2.83 | 2.75 | 2.84 | 2.85 | 2.86 | 1.84 | 1.38 |
| PERFORMANCE/GEAR | 0.00/44 | 0.00/44 | 0.00/44 | 0.00/44 | 0.00/44 | 0.00/44 | 0.00/44 | 0.00/44 | 0.00/44 | 3.13/44 | 0.00/44 |
| POLLOCK | 11.6 | 7.7 | 11.0 | 20.6 | 580.0 | 1393.1 | 930.2 | 443.2 | 630.7 | 0.0 | 9.1 |
| PAC COD | 0.0 | 8.4 | 18.5 | 13.8 | 52.6 | 133.3 | 66.9 | 73.8 | 31.9 | 13.7 | 6.2 |
| PAC OCEAN PERCH | 0.0 | 0.0 | 0.0 | 0.0 | 0.0 | 0.0 | 0.0 | 0.0 | 0.0 | 1611.4 | 0.0 |
| OTHER ROCKFISH | 0.0 | 0.0 | 0.0 | 0.0 | 0.0 | 0.0 | 0.0 | 0.0 | 0.0 | 0.0 | 0.0 |
| SABLEFISH | 0.0 | 0.0 | 0.0 | 0.0 | 0.0 | 0.0 | 0.0 | 0.0 | 0.0 | 0.0 | 0.0 |
| HERRING | 2.3 | 0.0 | 0.0 | 0.0 | 0.0 | 41.3 | 3.6 | 0.0 | 0.0 | 0.0 | 0.0 |
| ATKA MACKEREL | 0.0 | 0.0 | 0.0 | 0.0 | 0.0 | 0.0 | 0.0 | 0.0 | 0.0 | 0.0 | 0.0 |
| SCULPINS | 83.1 | 30.8 | 15.6 | 22.3 | 4.8 | 19.9 | 3.9 | 35.1 | 25.3 | 3.7 | 27.1 |
| EELPOUTS | 0.0 | 0.0 | 0.0 | 0.0 | 3.0 | 1.4 | 18.4 | 45.1 | 7.4 | 0.0 | 0.0 |
| OTHER ROUNDFISH | 1.0 | 2.8 | 4.6 | 2.6 | 9.4 | 20.5 | 0.3 | 0.1 | 0.1 | 3.5 | 2.5 |
| TOTAL ROUNDFISH | 98.0 | 49.8 | 49.7 | 59.3 | 649.8 | 1609.5 | 1023.4 | 597.3 | 695.4 | 1632.4 | 45.1 |
| YELLOWFIN SOLE | 168.6 | 286.1 | 264.5 | 623.5 | 680.6 | 528.0 | 61.9 | 0.0 | 0.0 | 0.0 | 163.5 |
| ROCK SOLE | 616.3 | 292.6 | 141.9 | 189.3 | 84.6 | 80.7 | 78.8 | 23.2 | 22.8 | 0.6 | 334.3 |
| FLATHEAD SOLE | 0.0 | 1.3 | 0.0 | 0.0 | 1.5 | 9.6 | 0.0 | 41.2 | 14.5 | 17.4 | 0.0 |
| ALASKA PLAICE | 1.6 | 17.3 | 5.3 | 35.7 | 69.2 | 250.8 | 48.3 | 23.1 | 11.0 | 0.0 | 2.3 |
| GREENLAND TBT | 0.0 | 0.0 | 0.0 | 0.0 | 0.0 | 0.0 | 0.0 | 0.0 | 0.0 | 0.0 | 0.0 |
| ARROWTOOTH FL | 0.0 | 0.0 | 0.0 | 0.1 | 0.0 | 0.0 | 20.4 | 105.9 | 52.3 | 7.8 | 0.0 |
| PACIFIC HALIB | 29.0 | 25.3 | 3.5 | 10.6 | 0.0 | 0.0 | 13.4 | 10.2 | 26.6 | 0.0 | 4.4 |
| OTHER FLATFISH | 31.3 | 2.2 | 0.0 | 0.0 | 0.0 | 0.0 | 0.0 | 0.0 | 0.0 | 5.3 | 44.8 |
| TOTAL FLATFISH | 846.8 | 624.8 | 415.2 | 859.2 | 835.8 | 869.1 | 222.8 | 203.6 | 127.2 | 31.1 | 549.2 |
| SKATES | 0.0 | 6.4 | 18.9 | 65.3 | 65.8 | 148.3 | 33.9 | 14.3 | 89.2 | 100.3 | 0.0 |
| SHARKS | 0.0 | 0.0 | 0.0 | 0.0 | 0.0 | 0.0 | 0.0 | 0.0 | 0.0 | 0.0 | 0.0 |
| TOTAL ELASM | 0.0 | 6.4 | 18.9 | 65.3 | 65.8 | 148.3 | 33.9 | 14.3 | 89.2 | 100.3 | 0.0 |
| RED KING CRAB | 1.3 | 1.6 | 2.9 | 0.0 | 0.0 | 0.0 | 0.0 | 0.0 | 0.0 | 0.0 | 0.0 |
| BLUE KING CRAB | 0.0 | 0.0 | 0.0 | 0.0 | 0.0 | 0.0 | 0.0 | 0.0 | 0.0 | 0.0 | 0.0 |
| TANNER, BAIRDI | 0.0 | 0.0 | 0.0 | 0.0 | 0.1 | 0.0 | 0.1 | 18.2 | 1.4 | 2.1 | 0.0 |
| TANNER, OPILIO | 0.0 | 0.0 | 0.0 | 0.2 | 2.2 | 2.0 | 7.7 | 38.3 | 22.2 | 0.0 | 0.0 |
| OTHER CRAB | 11.6 | 17.9 | 7.6 | 28.0 | 140.1 | 57.6 | 162.6 | 21.5 | 97.3 | 9.8 | 1.4 |
| SNAILS | 9.5 | 3.8 | 6.4 | 25.2 | 31.2 | 32.0 | 28.9 | 220.1 | 133.5 | 15.4 | 0.1 |
| SHRIMP | 0.0 | 0.0 | 0.0 | 0.0 | 0.0 | 0.0 | 0.0 | 0.8 | 0.4 | 0.7 | 0.0 |
| STARFISH | 111.1 | 107.2 | 66.4 | 192.2 | 85.8 | 279.4 | 131.4 | 101.4 | 2.0 | 5.2 | 16.2 |
| SQUID | 0.0 | 0.0 | 0.0 | 0.0 | 0.0 | 0.0 | 0.0 | 0.0 | 0.0 | 0.1 | 0.0 |
| OCTOPUS | 0.0 | 0.0 | 0.0 | 0.0 | 0.0 | 0.0 | 0.0 | 0.0 | 0.0 | 0.0 | 0.0 |
| OTHER INVERTS | 0.1 | 5.4 | 67.9 | 57.6 | 85.6 | 1024.6 | 63.3 | 16.6 | 56.5 | 9.4 | 5.2 |
| TOTAL INVERTS | 133.6 | 135.9 | 151.3 | 303.3 | 345.0 | 1395.6 | 394.1 | 416.9 | 313.3 | 42.8 | 22.8 |
| MISC. | 1.6 | 4.5 | 7.0 | 16.9 | 69.6 | 47.6 | 55.8 | 1.1 | 25.0 | 1.4 | 0.1 |
| TOTAL CATCH | 1080.0 | 821.5 | 642.1 | 1304.0 | 1966.0 | 4070.0 | 1730.0 | 1233.1 | 1250.0 | 1808.0 | 617.2 |

Appendix Table 2.-Continued.

| STATION ID | 4718 | 4720 | 4724 | 4728 | 4732 | 4736 | 4740 | 4744 | 4748 | 4754 | 4756 |
|----------------------|----------|----------|----------|----------|----------|----------|----------|----------|----------|----------|----------|
| MONTH/DAY/YEAR | 06-07-03 | 06-07-03 | 06-09-03 | 06-22-03 | 06-24-03 | 07-02-03 | 07-05-03 | 07-12-03 | 07-07-03 | 07-21-03 | 07-21-03 |
| LATITUDE START | 5839.9 | 5839.4 | 5840.4 | 5838.8 | 5841.1 | 5839.0 | 5840.9 | 5839.4 | 5840.8 | 5843.4 | 5840.1 |
| LONGITUDE START | 16322.8 | 16400.2 | 16520.4 | 16632.7 | 16752.5 | 16909.2 | 17025.7 | 17142.9 | 17300.5 | 17459.1 | 17534.2 |
| GEAR DEPTH (m) | 28 | 31 | 37 | 39 | 44 | 61 | 72 | 91 | 111 | 144 | 133 |
| DURATION (hr) | 0.51 | 0.50 | 0.49 | 0.52 | 0.51 | 0.52 | 0.53 | 0.53 | 0.52 | 0.52 | 0.51 |
| DISTANCE FISHED (km) | 2.83 | 2.78 | 2.70 | 2.85 | 2.77 | 2.85 | 2.91 | 2.83 | 2.87 | 2.95 | 2.88 |
| PERFORMANCE/GEAR | 0.00/44 | 0.00/44 | 0.00/44 | 0.00/44 | 0.00/44 | 0.00/44 | 0.00/44 | 0.00/44 | 3.10/44 | 0.00/44 | 0.00/44 |
| POLLOCK | 5.0 | 5.5 | 11.2 | 32.4 | 9.5 | 2185.5 | 1415.4 | 295.2 | 760.6 | 0.0 | 0.2 |
| PAC COD | 0.0 | 9.6 | 4.1 | 25.7 | 84.0 | 101.3 | 163.3 | 71.7 | 43.7 | 2.9 | 8.3 |
| PAC OCEAN PERCH | 0.0 | 0.0 | 0.0 | 0.0 | 0.0 | 0.0 | 0.0 | 0.0 | 0.0 | 0.0 | 0.0 |
| OTHER ROCKFISH | 0.0 | 0.0 | 0.0 | 0.0 | 0.0 | 0.0 | 0.0 | 0.0 | 0.0 | 0.0 | 0.0 |
| SABLEFISH | 0.0 | 0.0 | 0.0 | 0.0 | 0.0 | 0.0 | 0.0 | 0.0 | 0.0 | 0.0 | 0.0 |
| HERRING | 0.0 | 0.0 | 0.0 | 0.0 | 0.0 | 0.0 | 43.2 | 2.8 | 0.0 | 0.0 | 0.0 |
| ATKA MACKEREL | 0.0 | 0.0 | 0.0 | 0.0 | 0.0 | 0.0 | 0.0 | 0.0 | 0.0 | 0.0 | 0.0 |
| SCULPINS | 74.7 | 104.7 | 7.1 | 27.8 | 25.3 | 8.8 | 0.7 | 13.5 | 38.7 | 0.1 | 0.0 |
| EELPOUTS | 0.0 | 0.0 | 0.0 | 0.0 | 0.0 | 0.0 | 6.3 | 37.4 | 12.2 | 0.0 | 0.0 |
| OTHER ROUNDFISH | 1.1 | 3.0 | 0.2 | 1.5 | 3.9 | 21.3 | 0.5 | 0.1 | 0.3 | 0.3 | 4.0 |
| TOTAL ROUNDFISH | 80.8 | 122.8 | 22.7 | 87.3 | 122.7 | 2316.9 | 1629.5 | 420.8 | 855.5 | 3.3 | 12.5 |
| YELLOWFIN SOLE | 269.5 | 480.1 | 194.7 | 408.1 | 234.9 | 515.7 | 131.8 | 1.3 | 0.0 | 0.0 | 0.0 |
| ROCK SOLE | 369.2 | 509.1 | 13.5 | 244.8 | 567.9 | 15.9 | 140.4 | 174.0 | 35.5 | 8.7 | 11.2 |
| FLATHEAD SOLE | 0.0 | 0.0 | 0.4 | 0.0 | 0.0 | 2.2 | 5.5 | 175.2 | 16.1 | 26.7 | 59.9 |
| ALASKA PLAICE | 16.1 | 10.9 | 3.3 | 14.3 | 6.8 | 330.9 | 63.8 | 18.5 | 2.1 | 0.0 | 0.0 |
| GREENLAND TBT | 0.0 | 0.0 | 0.0 | 0.0 | 0.0 | 0.0 | 0.0 | 0.0 | 8.5 | 0.0 | 0.0 |
| ARROWTOOTH FL | 0.0 | 0.0 | 0.0 | 0.0 | 0.0 | 0.0 | 2.5 | 43.3 | 86.1 | 447.2 | 178.7 |
| PACIFIC HALIB | 9.8 | 6.3 | 0.0 | 8.8 | 32.2 | 4.9 | 0.0 | 0.0 | 40.8 | 3.1 | 1.4 |
| OTHER FLATFISH | 26.8 | 31.9 | 3.7 | 0.7 | 3.0 | 0.0 | 0.0 | 0.1 | 0.0 | 9.4 | 13.2 |
| TOTAL FLATFISH | 691.3 | 1038.3 | 215.5 | 676.6 | 844.8 | 869.5 | 343.9 | 412.3 | 189.1 | 495.1 | 264.4 |
| SKATES | 0.0 | 0.0 | 4.3 | 32.7 | 25.6 | 49.0 | 63.8 | 39.6 | 107.6 | 12.0 | 2.4 |
| SHARKS | 0.0 | 0.0 | 0.0 | 0.0 | 0.0 | 0.0 | 0.0 | 0.0 | 0.0 | 0.0 | 0.0 |
| TOTAL ELASM | 0.0 | 0.0 | 4.3 | 32.7 | 25.6 | 49.0 | 63.8 | 39.6 | 107.6 | 12.0 | 2.4 |
| RED KING CRAB | 1.4 | 4.0 | 4.4 | 0.5 | 3.0 | 0.0 | 0.0 | 0.0 | 0.0 | 0.0 | 0.0 |
| BLUE KING CRAB | 0.0 | 0.0 | 0.0 | 0.0 | 0.0 | 0.0 | 0.0 | 0.0 | 0.0 | 0.0 | 0.0 |
| TANNER, BAIRDI | 0.0 | 0.0 | 0.0 | 0.0 | 0.0 | 0.0 | 0.0 | 0.8 | 3.8 | 1.3 | 5.6 |
| TANNER, OPILIO | 0.0 | 0.0 | 0.0 | 0.0 | 0.0 | 1.4 | 6.1 | 70.6 | 157.1 | 0.0 | 0.0 |
| OTHER CRAB | 2.2 | 1.6 | 5.2 | 12.6 | 35.0 | 322.9 | 32.7 | 8.4 | 70.3 | 43.6 | 33.5 |
| SNAILS | 0.0 | 0.0 | 5.0 | 3.7 | 10.3 | 57.7 | 17.5 | 80.8 | 87.2 | 7.5 | 10.9 |
| SHRIMP | 0.0 | 0.0 | 0.0 | 0.0 | 0.0 | 0.0 | 0.0 | 0.3 | 0.2 | 0.0 | 0.1 |
| STARFISH | 300.2 | 404.6 | 177.8 | 85.8 | 55.9 | 136.0 | 19.8 | 128.0 | 6.9 | 1.3 | 2.1 |
| SQUID | 0.0 | 0.0 | 0.0 | 0.0 | 0.0 | 0.0 | 0.0 | 0.0 | 0.0 | 0.0 | 0.0 |
| OCTOPUS | 0.0 | 0.0 | 0.0 | 0.0 | 0.0 | 0.0 | 0.0 | 0.0 | 0.0 | 0.0 | 0.0 |
| OTHER INVERTS | 0.1 | 0.0 | 1.6 | 12.8 | 30.1 | 521.1 | 111.3 | 32.1 | 31.5 | 8.9 | 4.3 |
| TOTAL INVERTS | 303.8 | 410.2 | 193.9 | 115.4 | 134.2 | 1039.1 | 187.3 | 320.9 | 357.0 | 62.6 | 56.6 |
| MISC. | 0.1 | 0.7 | 1.4 | 2.0 | 10.7 | 213.5 | 19.4 | 4.9 | 2.9 | 2.1 | 1.0 |
| TOTAL CATCH | 1076.0 | 1572.0 | 437.9 | 914.0 | 1137.8 | 4488.0 | 2244.0 | 1198.5 | 1512.0 | 575.1 | 336.9 |

Appendix Table 2.-Continued.

| STATION ID | 4758 | 4760 | 4920 | 4924 | 4932 | 4936 | 4940 | 4944 | 4948 | 4950 | 4952 |
|----------------------|----------|----------|----------|----------|----------|----------|----------|----------|----------|----------|----------|
| MONTH/DAY/YEAR | 07-21-03 | 07-21-03 | 06-07-03 | 06-09-03 | 06-24-03 | 07-03-03 | 07-04-03 | 07-12-03 | 07-07-03 | 07-19-03 | 07-19-03 |
| LATITUDE START | 5840.0 | 5840.3 | 5901.0 | 5900.9 | 5901.4 | 5859.3 | 5900.8 | 5859.4 | 5900.9 | 5859.6 | 5900.0 |
| LONGITUDE START | 17613.1 | 17651.8 | 16402.4 | 16518.0 | 16752.8 | 16911.3 | 17029.1 | 17147.2 | 17305.2 | 17341.9 | 17421.0 |
| GEAR DEPTH (m) | 138 | 134 | 27 | 25 | 38 | 52 | 69 | 85 | 105 | 116 | 126 |
| DURATION (hr) | 0.50 | 0.51 | 0.51 | 0.51 | 0.49 | 0.34 | 0.50 | 0.49 | 0.53 | 0.51 | 0.22 |
| DISTANCE FISHED (km) | 2.84 | 2.92 | 2.78 | 2.82 | 2.67 | 1.80 | 2.72 | 2.75 | 2.93 | 2.88 | 1.22 |
| PERFORMANCE/GEAR | 0.00/44 | 0.00/44 | 0.00/44 | 0.00/44 | 0.00/44 | 0.00/44 | 0.00/44 | 0.00/44 | 0.00/44 | 0.00/44 | 0.00/44 |
| POLLOCK | 110.6 | 0.0 | 3.9 | 0.0 | 6.3 | 535.2 | 712.1 | 307.3 | 234.1 | 2690.4 | 3328.0 |
| PAC COD | 55.5 | 32.4 | 4.4 | 2.3 | 6.1 | 38.0 | 93.0 | 119.2 | 53.2 | 97.8 | 41.3 |
| PAC OCEAN PERCH | 0.0 | 0.0 | 0.0 | 0.0 | 0.0 | 0.0 | 0.0 | 0.0 | 0.0 | 0.0 | 0.0 |
| OTHER ROCKFISH | 0.0 | 0.0 | 0.0 | 0.0 | 0.0 | 0.0 | 0.0 | 0.0 | 0.0 | 0.0 | 0.0 |
| SABLEFISH | 0.0 | 0.0 | 0.0 | 0.0 | 0.0 | 0.0 | 0.0 | 0.0 | 0.0 | 0.0 | 0.0 |
| HERRING | 0.0 | 0.0 | 0.0 | 0.0 | 0.6 | 0.0 | 635.7 | 0.6 | 0.0 | 0.0 | 0.0 |
| ATKA MACKEREL | 0.0 | 0.0 | 0.0 | 0.0 | 0.0 | 0.0 | 0.0 | 0.0 | 0.0 | 0.0 | 0.0 |
| SCULPINS | 6.8 | 0.0 | 41.1 | 44.7 | 8.7 | 9.1 | 7.7 | 14.4 | 42.3 | 16.9 | 0.0 |
| EELPOUTS | 0.1 | 0.1 | 0.0 | 0.0 | 0.0 | 0.0 | 4.4 | 26.1 | 21.6 | 5.5 | 3.3 |
| OTHER ROUNDFISH | 0.1 | 0.0 | 4.1 | 1.4 | 1.3 | 6.4 | 6.7 | 0.1 | 0.4 | 0.4 | 1.7 |
| TOTAL ROUNDFISH | 173.1 | 32.5 | 53.5 | 48.4 | 23.1 | 588.7 | 1459.7 | 467.6 | 351.5 | 2811.0 | 3374.3 |
| YELLOWFIN SOLE | 0.0 | 0.0 | 653.3 | 191.4 | 185.3 | 232.2 | 556.1 | 2.2 | 0.0 | 0.0 | 0.0 |
| ROCK SOLE | 13.4 | 40.4 | 172.3 | 162.3 | 207.5 | 173.9 | 85.4 | 25.8 | 4.8 | 7.4 | 7.2 |
| FLATHEAD SOLE | 197.1 | 142.1 | 0.0 | 0.0 | 0.0 | 0.0 | 11.9 | 41.0 | 15.9 | 19.8 | 17.7 |
| ALASKA PLAICE | 0.0 | 0.0 | 8.3 | 16.5 | 4.3 | 72.2 | 28.2 | 20.8 | 29.7 | 0.0 | 0.0 |
| GREENLAND TBT | 0.0 | 0.0 | 0.0 | 0.0 | 0.0 | 0.0 | 0.0 | 0.0 | 27.5 | 0.0 | 0.0 |
| ARROWTOOTH FL | 126.6 | 277.9 | 0.0 | 0.0 | 0.0 | 0.0 | 0.0 | 28.0 | 40.8 | 77.3 | 58.2 |
| PACIFIC HALIB | 9.5 | 2.3 | 5.6 | 41.3 | 0.0 | 3.1 | 18.8 | 0.0 | 24.4 | 0.0 | 0.0 |
| OTHER FLATFISH | 19.6 | 4.2 | 25.3 | 5.4 | 0.0 | 0.0 | 0.4 | 0.0 | 0.0 | 0.0 | 0.0 |
| TOTAL FLATFISH | 366.2 | 466.9 | 864.7 | 416.9 | 397.1 | 481.4 | 700.9 | 117.7 | 143.1 | 104.5 | 83.1 |
| SKATES | 19.4 | 12.3 | 0.0 | 16.2 | 12.8 | 67.6 | 75.3 | 57.3 | 17.7 | 83.2 | 53.4 |
| SHARKS | 0.0 | 0.0 | 0.0 | 0.0 | 0.0 | 0.0 | 0.0 | 0.0 | 0.0 | 0.0 | 0.0 |
| TOTAL ELASM | 19.4 | 12.3 | 0.0 | 16.2 | 12.8 | 67.6 | 75.3 | 57.3 | 17.7 | 83.2 | 53.4 |
| RED KING CRAB | 0.0 | 0.0 | 0.0 | 0.0 | 4.5 | 0.0 | 0.0 | 0.0 | 0.0 | 0.0 | 0.0 |
| BLUE KING CRAB | 0.0 | 0.0 | 0.0 | 0.0 | 0.0 | 0.0 | 0.0 | 0.0 | 0.0 | 0.0 | 0.0 |
| TANNER, BAIRDI | 5.1 | 3.1 | 0.0 | 0.0 | 0.0 | 0.0 | 0.0 | 0.0 | 0.9 | 2.2 | 3.3 |
| TANNER, OPILIO | 0.0 | 0.0 | 0.0 | 0.0 | 0.0 | 0.8 | 45.7 | 120.8 | 207.9 | 31.5 | 1.2 |
| OTHER CRAB | 52.0 | 41.0 | 0.9 | 6.7 | 12.8 | 136.9 | 65.3 | 10.2 | 79.9 | 98.3 | 21.3 |
| SNAILS | 22.6 | 30.5 | 0.0 | 0.0 | 18.8 | 37.7 | 51.3 | 41.0 | 140.1 | 37.3 | 10.2 |
| SHRIMP | 0.0 | 0.0 | 0.0 | 0.0 | 0.0 | 0.0 | 0.0 | 0.0 | 1.7 | 0.6 | 0.0 |
| STARFISH | 0.4 | 2.5 | 94.8 | 54.3 | 98.6 | 21.9 | 55.6 | 37.8 | 20.0 | 4.5 | 9.0 |
| SQUID | 0.1 | 0.1 | 0.0 | 0.0 | 0.0 | 0.0 | 0.0 | 0.0 | 0.0 | 0.0 | 0.0 |
| OCTOPUS | 0.0 | 0.2 | 0.0 | 0.0 | 0.0 | 0.0 | 0.0 | 0.0 | 0.0 | 0.2 | 0.0 |
| OTHER INVERTS | 4.6 | 6.4 | 0.0 | 0.3 | 38.0 | 186.5 | 42.4 | 20.6 | 46.2 | 14.9 | 2.8 |
| TOTAL INVERTS | 84.8 | 83.9 | 95.8 | 61.3 | 172.6 | 383.8 | 260.4 | 230.4 | 496.8 | 189.5 | 47.9 |
| MISC. | 2.1 | 5.4 | 0.0 | 0.4 | 1.4 | 58.5 | 15.8 | 4.4 | 4.9 | 21.8 | 1.4 |
| TOTAL CATCH | 645.7 | 601.0 | 1014.0 | 543.3 | 607.1 | 1580.0 | 2512.0 | 877.5 | 1014.0 | 3210.0 | 3560.0 |

Appendix Table 2.-Continued.

| STATION ID | 4960 | 4962 | 5120 | 5124 | 5132 | 5136 | 5140 | 5144 | 5148 | 5152 | 5154 |
|----------------------|----------|----------|----------|----------|----------|----------|----------|----------|----------|----------|----------|
| MONTH/DAY/YEAR | 07-20-03 | 07-20-03 | 06-07-03 | 06-08-03 | 06-24-03 | 07-03-03 | 07-04-03 | 07-12-03 | 07-18-03 | 07-19-03 | 07-20-03 |
| LATITUDE START | 5900.9 | 5900.1 | 5919.6 | 5919.6 | 5921.0 | 5919.2 | 5920.9 | 5919.5 | 5920.7 | 5919.7 | 5920.0 |
| LONGITUDE START | 17655.3 | 17733.4 | 16400.1 | 16518.8 | 16755.2 | 16914.1 | 17032.4 | 17150.5 | 17309.6 | 17426.6 | 17504.5 |
| GEAR DEPTH (m) | 136 | 133 | 20 | 17 | 37 | 48 | 66 | 79 | 98 | 119 | 131 |
| DURATION (hr) | 0.35 | 0.51 | 0.52 | 0.52 | 0.50 | 0.51 | 0.51 | 0.53 | 0.51 | 0.51 | 0.53 |
| DISTANCE FISHED (km) | 1.64 | 2.92 | 2.84 | 2.89 | 2.76 | 2.83 | 2.76 | 2.89 | 2.81 | 2.84 | 2.97 |
| PERFORMANCE/GEAR | 5.00/44 | 0.00/44 | 0.00/44 | 0.00/44 | 0.00/44 | 0.00/44 | 0.00/44 | 0.00/44 | 0.00/44 | 0.00/44 | 0.00/44 |
| POLLOCK | 0.0 | 0.0 | 0.0 | 0.0 | 17.3 | 668.6 | 1268.3 | 424.5 | 1361.4 | 837.6 | 4424.1 |
| PAC COD | 111.3 | 0.5 | 0.0 | 0.0 | 5.0 | 48.8 | 53.1 | 34.9 | 86.6 | 64.8 | 78.8 |
| PAC OCEAN PERCH | 0.0 | 0.0 | 0.0 | 0.0 | 0.0 | 0.0 | 0.0 | 0.0 | 0.0 | 0.0 | 0.0 |
| OTHER ROCKFISH | 0.0 | 0.0 | 0.0 | 0.0 | 0.0 | 0.0 | 0.0 | 0.0 | 0.0 | 0.0 | 0.0 |
| SABLEFISH | 0.0 | 0.0 | 0.0 | 0.0 | 0.0 | 0.0 | 0.0 | 0.0 | 0.0 | 0.0 | 0.0 |
| HERRING | 0.0 | 0.0 | 1.6 | 0.3 | 10.4 | 0.0 | 0.8 | 0.6 | 0.0 | 0.0 | 0.0 |
| ATKA MACKEREL | 0.0 | 0.0 | 0.0 | 0.0 | 0.0 | 0.0 | 0.0 | 0.0 | 0.0 | 0.0 | 0.0 |
| SCULPINS | 0.0 | 6.1 | 10.3 | 35.1 | 7.9 | 26.9 | 2.9 | 20.3 | 13.6 | 6.1 | 3.2 |
| EELPOUTS | 0.0 | 0.0 | 0.0 | 0.0 | 0.0 | 0.0 | 2.1 | 10.6 | 0.2 | 2.7 | 3.5 |
| OTHER ROUNDFISH | 0.0 | 0.2 | 44.3 | 2.4 | 0.6 | 5.6 | 2.5 | 0.4 | 0.1 | 2.5 | 7.1 |
| TOTAL ROUNDFISH | 111.3 | 6.7 | 56.3 | 37.8 | 41.2 | 749.9 | 1329.7 | 491.3 | 1461.8 | 913.6 | 4516.7 |
| YELLOWFIN SOLE | 0.0 | 0.0 | 969.0 | 550.3 | 348.9 | 431.4 | 409.2 | 5.9 | 0.0 | 0.0 | 0.0 |
| ROCK SOLE | 26.2 | 90.6 | 7.6 | 1286.0 | 82.0 | 175.1 | 31.0 | 144.1 | 3.2 | 86.9 | 0.0 |
| FLATHEAD SOLE | 122.7 | 139.2 | 0.0 | 0.0 | 0.0 | 0.8 | 1.4 | 7.2 | 9.2 | 88.1 | 43.5 |
| ALASKA PLAICE | 0.0 | 0.0 | 9.1 | 1.0 | 12.6 | 149.6 | 22.9 | 180.4 | 0.0 | 8.2 | 18.9 |
| GREENLAND TBT | 0.0 | 0.0 | 0.0 | 0.0 | 0.0 | 0.0 | 0.0 | 0.0 | 0.3 | 0.0 | 0.0 |
| ARROWTOOTH FL | 125.9 | 283.6 | 0.0 | 0.0 | 0.0 | 0.0 | 0.0 | 4.0 | 60.0 | 162.1 | 133.3 |
| PACIFIC HALIB | 98.2 | 3.5 | 11.8 | 5.1 | 2.0 | 6.2 | 0.0 | 3.5 | 0.0 | 30.1 | 24.5 |
| OTHER FLATFISH | 1.2 | 4.0 | 9.1 | 1.5 | 0.0 | 0.0 | 0.0 | 0.0 | 0.0 | 0.0 | 0.0 |
| TOTAL FLATFISH | 374.2 | 520.9 | 1006.5 | 1843.9 | 445.6 | 763.1 | 464.5 | 345.1 | 72.7 | 375.5 | 220.1 |
| SKATES | 14.8 | 17.4 | 0.0 | 0.0 | 12.6 | 209.7 | 83.2 | 9.4 | 29.6 | 50.8 | 250.9 |
| SHARKS | 0.0 | 0.0 | 0.0 | 0.0 | 0.0 | 0.0 | 0.0 | 0.0 | 0.0 | 0.0 | 0.0 |
| TOTAL ELASM | 14.8 | 17.4 | 0.0 | 0.0 | 12.6 | 209.7 | 83.2 | 9.4 | 29.6 | 50.8 | 250.9 |
| RED KING CRAB | 0.0 | 0.0 | 0.0 | 0.0 | 0.0 | 0.0 | 0.0 | 0.0 | 0.0 | 0.0 | 0.0 |
| BLUE KING CRAB | 0.0 | 0.0 | 0.0 | 0.0 | 0.0 | 0.0 | 0.0 | 0.0 | 0.0 | 0.0 | 0.0 |
| TANNER, BAIRDI | 0.0 | 0.9 | 0.0 | 0.0 | 0.0 | 0.0 | 0.0 | 0.0 | 0.4 | 0.3 | 1.0 |
| TANNER, OPILIO | 0.0 | 0.1 | 0.0 | 0.0 | 0.0 | 0.0 | 3.5 | 77.1 | 8.0 | 0.2 | 0.4 |
| OTHER CRAB | 8.1 | 22.9 | 1.2 | 1.8 | 10.3 | 218.0 | 59.3 | 9.6 | 24.2 | 134.8 | 10.4 |
| SNAILS | 18.2 | 12.8 | 0.0 | 0.0 | 10.4 | 74.3 | 40.1 | 58.8 | 81.3 | 153.0 | 24.7 |
| SHRIMP | 0.0 | 0.0 | 0.0 | 0.0 | 0.0 | 0.0 | 0.0 | 0.1 | 0.3 | 1.9 | 1.7 |
| STARFISH | 1.5 | 0.7 | 100.4 | 25.4 | 64.4 | 61.2 | 179.8 | 9.5 | 30.0 | 7.3 | 13.8 |
| SQUID | 0.0 | 0.1 | 0.0 | 0.0 | 0.0 | 0.0 | 0.0 | 0.0 | 0.0 | 0.0 | 0.0 |
| OCTOPUS | 0.0 | 0.0 | 0.0 | 0.0 | 0.0 | 0.0 | 0.0 | 0.0 | 0.0 | 0.0 | 0.0 |
| OTHER INVERTS | 10.4 | 58.0 | 0.0 | 0.5 | 7.5 | 378.4 | 70.7 | 34.0 | 287.9 | 58.6 | 6.3 |
| TOTAL INVERTS | 38.2 | 95.5 | 101.7 | 27.7 | 92.7 | 731.9 | 353.4 | 189.1 | 432.1 | 356.0 | 58.4 |
| MISC. | 0.9 | 5.3 | 0.0 | 0.7 | 0.7 | 153.3 | 13.2 | 6.5 | 1.7 | 23.4 | 3.9 |
| TOTAL CATCH | 539.4 | 645.8 | 1164.4 | 1910.0 | 592.8 | 2608.0 | 2244.0 | 1041.4 | 1998.0 | 1719.3 | 5050.0 |

Appendix Table 2.-Continued.

| | | | | | | | | | | | |
|----------------------|----------|----------|----------|----------|----------|----------|----------|----------|----------|----------|----------|
| STATION ID | 5156 | 5158 | 5332 | 5334 | 5336 | 5340 | 5344 | 5348 | 5352 | 5532 | 5534 |
| MONTH/DAY/YEAR | 07-20-03 | 07-20-03 | 06-24-03 | 06-24-03 | 07-03-03 | 07-04-03 | 07-12-03 | 07-18-03 | 07-19-03 | 06-23-03 | 06-23-03 |
| LATITUDE START | 5920.1 | 5920.3 | 5940.1 | 5939.9 | 5939.2 | 5940.9 | 5939.4 | 5941.0 | 5939.3 | 5959.2 | 6000.8 |
| LONGITUDE START | 17543.8 | 17621.7 | 16759.2 | 16838.4 | 16915.8 | 17035.2 | 17154.0 | 17316.5 | 17427.1 | 16758.8 | 16839.3 |
| GEAR DEPTH (m) | 135 | 134 | 33 | 37 | 46 | 65 | 76 | 94 | 113 | 23 | 36 |
| DURATION (hr) | 0.21 | 0.26 | 0.50 | 0.50 | 0.52 | 0.51 | 0.52 | 0.52 | 0.52 | 0.52 | 0.49 |
| DISTANCE FISHED (km) | 1.14 | 1.39 | 2.77 | 2.75 | 2.78 | 2.80 | 2.83 | 2.83 | 2.83 | 2.82 | 2.76 |
| PERFORMANCE/GEAR | 0.00/44 | 0.00/44 | 0.00/44 | 0.00/44 | 0.00/44 | 0.00/44 | 0.00/44 | 0.00/44 | 0.00/44 | 0.00/44 | 0.00/44 |
| POLLOCK | 626.5 | 1052.3 | 16.8 | 16.7 | 39.8 | 2451.9 | 1769.4 | 1342.3 | 636.4 | 22.3 | 15.9 |
| PAC COD | 37.2 | 19.8 | 17.7 | 6.7 | 21.4 | 41.1 | 75.1 | 193.2 | 118.9 | 9.7 | 9.6 |
| PAC OCEAN PERCH | 0.0 | 0.0 | 0.0 | 0.0 | 0.0 | 0.0 | 0.0 | 0.0 | 0.0 | 0.0 | 0.0 |
| OTHER ROCKFISH | 0.0 | 0.0 | 0.0 | 0.0 | 0.0 | 0.0 | 0.0 | 0.0 | 0.0 | 0.0 | 0.0 |
| SABLEFISH | 0.0 | 0.0 | 0.0 | 0.0 | 0.0 | 0.0 | 0.0 | 0.0 | 0.0 | 0.0 | 0.0 |
| HERRING | 0.0 | 0.0 | 0.0 | 0.2 | 0.0 | 6.8 | 0.0 | 46.4 | 0.3 | 0.0 | 0.1 |
| ATKA MACKEREL | 0.0 | 0.0 | 0.0 | 0.0 | 0.0 | 0.0 | 0.0 | 0.0 | 0.0 | 0.0 | 0.0 |
| SCULPINS | 3.5 | 4.2 | 40.0 | 25.0 | 23.0 | 5.4 | 7.1 | 0.1 | 11.1 | 16.0 | 42.6 |
| EELPOUTS | 20.6 | 17.5 | 0.0 | 0.0 | 0.0 | 0.0 | 0.5 | 3.3 | 5.6 | 0.0 | 0.0 |
| OTHER ROUNDFISH | 4.4 | 0.1 | 2.5 | 2.8 | 5.7 | 2.2 | 3.6 | 1.0 | 0.1 | 1.0 | 2.6 |
| TOTAL ROUNDFISH | 692.3 | 1094.0 | 77.0 | 51.4 | 90.0 | 2507.4 | 1855.7 | 1586.2 | 772.4 | 49.0 | 70.8 |
| YELLOWFIN SOLE | 0.0 | 0.0 | 100.7 | 175.4 | 239.5 | 127.0 | 14.9 | 0.7 | 0.0 | 78.8 | 179.8 |
| ROCK SOLE | 0.0 | 0.0 | 334.3 | 239.4 | 50.6 | 35.3 | 67.0 | 3.1 | 32.3 | 305.1 | 159.1 |
| FLATHEAD SOLE | 126.3 | 60.5 | 0.0 | 0.6 | 0.2 | 0.0 | 5.5 | 15.0 | 25.6 | 0.0 | 0.7 |
| ALASKA PLAICE | 0.0 | 0.0 | 15.6 | 17.0 | 84.9 | 75.0 | 128.9 | 2.9 | 8.7 | 3.6 | 15.0 |
| GREENLAND TBT | 0.0 | 6.3 | 0.0 | 0.0 | 0.0 | 0.0 | 19.0 | 0.0 | 7.7 | 0.0 | 0.0 |
| ARROWTOOTH FL | 24.5 | 14.1 | 0.0 | 0.0 | 0.0 | 0.0 | 0.0 | 57.5 | 115.4 | 0.0 | 0.0 |
| PACIFIC HALIB | 0.0 | 0.0 | 3.9 | 2.6 | 0.0 | 39.6 | 0.0 | 0.0 | 18.4 | 0.5 | 0.0 |
| OTHER FLATFISH | 0.0 | 0.0 | 1.6 | 0.1 | 0.0 | 0.0 | 0.0 | 0.0 | 0.0 | 11.0 | 0.1 |
| TOTAL FLATFISH | 150.8 | 80.9 | 456.1 | 435.1 | 375.2 | 276.9 | 235.3 | 79.2 | 208.1 | 399.0 | 354.7 |
| SKATES | 43.4 | 28.9 | 0.0 | 6.8 | 34.6 | 20.5 | 13.9 | 93.0 | 78.3 | 0.0 | 46.0 |
| SHARKS | 0.0 | 0.0 | 0.0 | 0.0 | 0.0 | 0.0 | 0.0 | 0.0 | 0.0 | 0.0 | 0.0 |
| TOTAL ELASM | 43.4 | 28.9 | 0.0 | 6.8 | 34.6 | 20.5 | 13.9 | 93.0 | 78.3 | 0.0 | 46.0 |
| RED KING CRAB | 0.0 | 0.0 | 0.0 | 0.0 | 0.0 | 0.0 | 0.0 | 0.0 | 0.0 | 3.7 | 0.0 |
| BLUE KING CRAB | 0.0 | 0.0 | 0.0 | 0.0 | 0.0 | 0.0 | 0.0 | 4.1 | 0.0 | 0.0 | 0.0 |
| TANNER, BAIRDI | 0.3 | 0.6 | 0.0 | 0.0 | 0.0 | 0.0 | 0.0 | 0.0 | 0.1 | 0.0 | 0.0 |
| TANNER, OPILIO | 0.2 | 0.1 | 0.0 | 0.6 | 0.1 | 1.1 | 48.0 | 7.0 | 28.1 | 0.0 | 0.0 |
| OTHER CRAB | 0.7 | 6.1 | 6.9 | 31.8 | 223.8 | 5.7 | 52.8 | 20.6 | 56.3 | 4.8 | 34.4 |
| SNAILS | 19.2 | 56.0 | 4.5 | 19.7 | 33.7 | 1.2 | 276.1 | 74.4 | 77.5 | 0.7 | 10.3 |
| SHRIMP | 1.0 | 1.9 | 0.0 | 0.0 | 0.1 | 0.0 | 0.0 | 0.4 | 0.5 | 0.1 | 0.0 |
| STARFISH | 128.3 | 89.7 | 93.5 | 56.7 | 53.1 | 12.7 | 48.4 | 14.2 | 50.7 | 162.7 | 134.1 |
| SQUID | 0.0 | 0.0 | 0.0 | 0.0 | 0.0 | 0.0 | 0.0 | 0.0 | 0.0 | 0.0 | 0.0 |
| OCTOPUS | 0.0 | 0.0 | 0.0 | 0.0 | 0.0 | 0.0 | 0.0 | 2.0 | 0.0 | 0.0 | 0.0 |
| OTHER INVERTS | 32.1 | 20.5 | 2.5 | 3.3 | 715.8 | 51.0 | 56.9 | 57.6 | 43.8 | 1.3 | 4.7 |
| TOTAL INVERTS | 181.8 | 174.8 | 107.4 | 112.1 | 1026.7 | 71.8 | 482.2 | 180.5 | 256.9 | 173.2 | 183.6 |
| MISC. | 0.5 | 1.4 | 0.5 | 3.5 | 277.6 | 1.4 | 52.8 | 1.1 | 0.0 | 0.2 | 0.3 |
| TOTAL CATCH | 1068.9 | 1380.0 | 641.1 | 608.9 | 1804.0 | 2878.0 | 2640.0 | 1940.0 | 1315.7 | 621.5 | 655.4 |

Appendix Table 2.—Continued.

| STATION ID | 5536 | 5540 | 5544 | 5548 | 5552 | 5730 | 5732 | 5734 | 5736 | 5740 | 5744 |
|----------------------|----------|----------|----------|----------|----------|----------|----------|----------|----------|----------|----------|
| MONTH/DAY/YEAR | 07-03-03 | 07-04-03 | 07-13-03 | 07-18-03 | 07-19-03 | 06-23-03 | 06-23-03 | 06-23-03 | 07-03-03 | 07-04-03 | 07-13-03 |
| LATITUDE START | 5959.2 | 6000.7 | 5959.7 | 6000.4 | 5959.3 | 6020.2 | 6020.0 | 6020.7 | 6019.2 | 6020.5 | 6019.2 |
| LONGITUDE START | 16918.6 | 17038.4 | 17158.5 | 17319.9 | 17436.0 | 16719.4 | 16757.2 | 16840.1 | 16920.2 | 17040.3 | 17204.0 |
| GEAR DEPTH (m) | 44 | 63 | 65 | 74 | 106 | 29 | 29 | 34 | 42 | 60 | 57 |
| DURATION (hr) | 0.52 | 0.51 | 0.51 | 0.52 | 0.53 | 0.50 | 0.51 | 0.50 | 0.52 | 0.52 | 0.52 |
| DISTANCE FISHED (km) | 2.84 | 2.75 | 2.80 | 2.90 | 2.92 | 2.81 | 2.84 | 2.79 | 2.86 | 2.82 | 2.89 |
| PERFORMANCE/GEAR | 0.00/44 | 0.00/44 | 0.00/44 | 5.50/44 | 0.00/44 | 0.00/44 | 0.00/44 | 0.00/44 | 0.00/44 | 0.00/44 | 0.00/44 |
| POLLOCK | 42.8 | 1081.2 | 2225.3 | 425.2 | 1414.9 | 172.9 | 32.5 | 37.9 | 93.0 | 488.7 | 4222.4 |
| PAC COD | 21.9 | 49.6 | 74.8 | 55.3 | 12.6 | 30.9 | 10.7 | 6.5 | 53.8 | 31.9 | 1759.7 |
| PAC OCEAN PERCH | 0.0 | 0.0 | 0.0 | 0.0 | 0.0 | 0.0 | 0.0 | 0.0 | 0.0 | 0.0 | 0.0 |
| OTHER ROCKFISH | 0.0 | 0.0 | 0.0 | 0.0 | 0.0 | 0.0 | 0.0 | 0.0 | 0.0 | 0.0 | 0.0 |
| SABLEFISH | 0.0 | 0.0 | 0.0 | 0.0 | 0.0 | 0.0 | 0.0 | 0.0 | 0.0 | 0.0 | 0.0 |
| HERRING | 0.0 | 15.8 | 23.9 | 17.4 | 0.0 | 1.2 | 3.1 | 0.2 | 0.0 | 0.9 | 0.0 |
| ATKA MACKEREL | 0.0 | 0.0 | 0.0 | 0.0 | 0.0 | 0.0 | 0.0 | 0.0 | 0.0 | 0.0 | 0.0 |
| SCULPINS | 28.5 | 8.0 | 17.3 | 26.3 | 17.6 | 57.8 | 37.1 | 38.3 | 17.0 | 4.4 | 36.2 |
| EELPOUTS | 0.0 | 2.0 | 0.0 | 0.0 | 5.1 | 3.1 | 0.0 | 0.0 | 0.0 | 1.5 | 0.0 |
| OTHER ROUNDFISH | 7.4 | 2.3 | 5.3 | 3.7 | 0.2 | 74.8 | 9.9 | 15.2 | 11.0 | 1.1 | 12.1 |
| TOTAL ROUNDFISH | 100.6 | 1158.9 | 2346.6 | 527.8 | 1450.4 | 340.7 | 93.3 | 98.1 | 174.8 | 528.5 | 6030.4 |
| YELLOWFIN SOLE | 288.1 | 74.3 | 107.4 | 12.9 | 0.0 | 103.3 | 392.2 | 291.2 | 267.0 | 51.8 | 29.3 |
| ROCK SOLE | 184.0 | 24.2 | 138.8 | 352.6 | 6.1 | 2.8 | 50.9 | 137.3 | 276.6 | 73.3 | 441.9 |
| FLATHEAD SOLE | 0.0 | 2.2 | 0.0 | 42.7 | 12.4 | 0.0 | 0.0 | 0.5 | 10.5 | 9.5 | 0.0 |
| ALASKA PLAICE | 53.2 | 64.6 | 17.8 | 43.6 | 14.9 | 8.4 | 29.5 | 7.9 | 114.7 | 124.8 | 5.2 |
| GREENLAND TBT | 0.0 | 0.0 | 0.0 | 0.0 | 33.3 | 0.0 | 0.0 | 0.0 | 0.0 | 0.0 | 0.0 |
| ARROWTOOTH FL | 0.0 | 0.0 | 0.0 | 0.0 | 45.6 | 0.0 | 0.0 | 0.0 | 0.0 | 0.0 | 0.0 |
| PACIFIC HALIB | 2.1 | 11.3 | 0.0 | 4.9 | 3.9 | 10.8 | 21.0 | 0.0 | 10.1 | 0.0 | 0.0 |
| OTHER FLATFISH | 0.0 | 0.0 | 0.0 | 0.2 | 0.0 | 10.9 | 2.4 | 0.5 | 0.0 | 0.2 | 0.7 |
| TOTAL FLATFISH | 527.4 | 176.6 | 264.1 | 456.9 | 116.1 | 136.2 | 496.0 | 437.4 | 678.9 | 259.6 | 477.1 |
| SKATES | 67.6 | 44.6 | 11.6 | 27.1 | 34.7 | 0.0 | 27.6 | 38.5 | 91.9 | 36.3 | 12.3 |
| SHARKS | 0.0 | 0.0 | 0.0 | 0.0 | 0.0 | 0.0 | 0.0 | 0.0 | 0.0 | 0.0 | 0.0 |
| TOTAL ELASM | 67.6 | 44.6 | 11.6 | 27.1 | 34.7 | 0.0 | 27.6 | 38.5 | 91.9 | 36.3 | 12.3 |
| RED KING CRAB | 0.0 | 0.0 | 0.0 | 0.0 | 0.0 | 0.0 | 0.0 | 0.0 | 1.1 | 1.0 | 0.0 |
| BLUE KING CRAB | 0.0 | 0.0 | 0.0 | 11.2 | 0.0 | 0.0 | 0.0 | 0.0 | 0.0 | 0.0 | 1.1 |
| TANNER, BAIRDI | 0.0 | 0.0 | 0.0 | 0.0 | 0.0 | 0.0 | 0.0 | 0.0 | 0.0 | 0.0 | 0.0 |
| TANNER, OPILIO | 0.0 | 44.3 | 1.7 | 3.9 | 0.0 | 0.0 | 0.0 | 0.0 | 0.0 | 201.4 | 4.1 |
| OTHER CRAB | 337.8 | 33.5 | 105.7 | 84.4 | 31.7 | 4.7 | 1.2 | 7.1 | 328.9 | 8.6 | 207.6 |
| SNAILS | 99.3 | 12.2 | 94.3 | 62.3 | 112.4 | 0.2 | 0.0 | 1.0 | 127.5 | 18.1 | 70.2 |
| SHRIMP | 0.1 | 0.0 | 0.1 | 0.4 | 0.5 | 6.8 | 0.0 | 0.0 | 0.0 | 0.0 | 0.0 |
| STARFISH | 126.2 | 3.7 | 10.2 | 6.7 | 137.0 | 35.7 | 101.1 | 117.0 | 223.7 | 27.7 | 8.2 |
| SQUID | 0.0 | 0.0 | 0.0 | 0.0 | 0.0 | 0.0 | 0.0 | 0.0 | 0.0 | 0.0 | 0.0 |
| OCTOPUS | 0.0 | 0.0 | 0.0 | 0.0 | 0.0 | 0.0 | 0.0 | 0.0 | 0.0 | 0.0 | 0.0 |
| OTHER INVERTS | 798.6 | 30.2 | 28.9 | 144.4 | 31.1 | 18.9 | 0.5 | 4.7 | 366.0 | 12.2 | 137.2 |
| TOTAL INVERTS | 1362.0 | 123.9 | 240.9 | 313.3 | 312.7 | 66.3 | 102.8 | 129.9 | 1047.3 | 269.1 | 428.3 |
| MISC. | 250.5 | 2.1 | 25.8 | 0.9 | 0.0 | 0.9 | 0.3 | 1.5 | 133.2 | 0.5 | 21.9 |
| TOTAL CATCH | 2308.0 | 1506.0 | 2889.0 | 1325.9 | 1914.0 | 544.0 | 720.0 | 705.4 | 2126.0 | 1094.0 | 6970.0 |

Appendix Table 2.-Continued.

| | | | | | | | | | | | |
|----------------------|----------|----------|----------|----------|----------|----------|----------|----------|----------|----------|----------|
| STATION ID | 5746 | 5750 | 5752 | 5754 | 5756 | 5758 | 5944 | 5946 | 5948 | 5952 | 5956 |
| MONTH/DAY/YEAR | 07-14-03 | 07-17-03 | 07-17-03 | 07-17-03 | 07-17-03 | 07-17-03 | 07-13-03 | 07-13-03 | 07-14-03 | 07-15-03 | 07-16-03 |
| LATITUDE START | 6019.2 | 6019.8 | 6019.9 | 6019.9 | 6020.1 | 6019.8 | 6039.4 | 6040.1 | 6039.4 | 6040.6 | 6039.8 |
| LONGITUDE START | 17325.2 | 17444.6 | 17523.3 | 17603.1 | 17643.9 | 17723.7 | 17207.4 | 17245.9 | 17328.3 | 17450.1 | 17613.1 |
| GEAR DEPTH (m) | 62 | 101 | 109 | 120 | 135 | 146 | 59 | 43 | 64 | 96 | 116 |
| DURATION (hr) | 0.19 | 0.49 | 0.50 | 0.48 | 0.49 | 0.49 | 0.51 | 0.35 | 0.50 | 0.49 | 0.52 |
| DISTANCE FISHED (km) | 0.99 | 2.81 | 2.83 | 2.74 | 2.78 | 2.80 | 2.93 | 1.92 | 2.70 | 2.77 | 2.85 |
| PERFORMANCE/GEAR | 5.10/44 | 0.00/44 | 0.00/44 | 0.00/44 | 0.00/44 | 0.00/44 | 0.00/44 | 5.50/44 | 0.00/44 | 6.00/44 | 0.00/44 |
| POLLOCK | 2820.9 | 926.5 | 1125.3 | 524.4 | 487.7 | 1087.8 | 447.4 | 226.7 | 2638.1 | 207.5 | 365.6 |
| PAC COD | 131.9 | 21.4 | 26.0 | 24.5 | 22.0 | 56.9 | 44.0 | 1054.4 | 378.3 | 42.7 | 40.8 |
| PAC OCEAN PERCH | 0.0 | 0.0 | 0.0 | 0.0 | 0.0 | 0.0 | 0.0 | 0.0 | 0.0 | 0.0 | 0.0 |
| OTHER ROCKFISH | 0.0 | 0.0 | 0.0 | 0.0 | 0.0 | 0.0 | 0.0 | 0.0 | 0.0 | 0.0 | 0.0 |
| SABLEFISH | 0.0 | 0.0 | 0.0 | 0.0 | 0.0 | 0.0 | 0.0 | 0.0 | 0.0 | 0.0 | 0.0 |
| HERRING | 0.8 | 0.3 | 0.0 | 0.3 | 0.0 | 0.0 | 0.3 | 0.0 | 0.0 | 0.0 | 0.0 |
| ATKA MACKEREL | 0.0 | 0.0 | 0.0 | 0.0 | 0.0 | 0.0 | 0.0 | 0.0 | 0.0 | 0.0 | 0.0 |
| SCULPINS | 59.9 | 5.7 | 18.2 | 3.0 | 54.3 | 3.2 | 4.7 | 5.1 | 0.0 | 0.0 | 2.8 |
| EELPOUTS | 0.0 | 6.3 | 26.2 | 21.8 | 33.5 | 46.6 | 0.2 | 0.0 | 0.0 | 7.5 | 17.1 |
| OTHER ROUNDFISH | 0.1 | 0.1 | 1.0 | 0.1 | 0.3 | 1.2 | 0.4 | 0.6 | 0.1 | 0.0 | 0.2 |
| TOTAL ROUNDFISH | 3013.6 | 960.3 | 1196.7 | 574.0 | 597.9 | 1195.7 | 497.0 | 1286.8 | 3016.4 | 257.7 | 426.5 |
| YELLOWFIN SOLE | 0.0 | 0.0 | 0.0 | 0.0 | 0.0 | 0.0 | 35.5 | 814.0 | 12.1 | 0.0 | 0.0 |
| ROCK SOLE | 68.6 | 50.3 | 9.7 | 2.1 | 0.7 | 0.0 | 110.9 | 2227.7 | 296.9 | 3.8 | 0.8 |
| FLATHEAD SOLE | 0.0 | 197.0 | 137.4 | 39.0 | 38.9 | 2.5 | 15.8 | 10.8 | 2.5 | 46.4 | 6.0 |
| ALASKA PLAICE | 0.0 | 4.7 | 0.0 | 0.0 | 1.9 | 0.0 | 32.2 | 287.5 | 6.4 | 0.0 | 3.5 |
| GREENLAND TBT | 0.0 | 1.5 | 38.6 | 32.3 | 31.3 | 84.1 | 0.0 | 0.0 | 0.0 | 51.1 | 11.0 |
| ARROWTOOTH FL | 0.0 | 4.1 | 151.1 | 173.1 | 29.9 | 2.0 | 0.0 | 0.0 | 0.0 | 0.0 | 79.7 |
| PACIFIC HALIB | 0.0 | 0.0 | 4.7 | 11.7 | 0.0 | 0.0 | 0.0 | 276.4 | 2.4 | 0.0 | 0.0 |
| OTHER FLATFISH | 0.0 | 0.0 | 0.0 | 0.0 | 0.0 | 0.0 | 0.0 | 0.0 | 0.0 | 0.0 | 0.0 |
| TOTAL FLATFISH | 68.6 | 257.6 | 341.5 | 258.2 | 102.7 | 88.6 | 194.4 | 3616.4 | 320.3 | 101.3 | 101.0 |
| SKATES | 3.4 | 17.6 | 93.1 | 52.3 | 83.3 | 25.5 | 5.4 | 23.1 | 3.4 | 44.8 | 74.1 |
| SHARKS | 0.0 | 0.0 | 0.0 | 0.0 | 0.0 | 0.0 | 0.0 | 0.0 | 0.0 | 0.0 | 0.0 |
| TOTAL ELASM | 3.4 | 17.6 | 93.1 | 52.3 | 83.3 | 25.5 | 5.4 | 23.1 | 3.4 | 44.8 | 74.1 |
| RED KING CRAB | 0.0 | 0.0 | 0.0 | 0.0 | 0.0 | 0.0 | 0.0 | 0.0 | 0.0 | 0.0 | 0.0 |
| BLUE KING CRAB | 1.3 | 0.0 | 0.0 | 0.0 | 0.0 | 0.0 | 0.0 | 0.0 | 0.0 | 0.0 | 0.0 |
| TANNER, BAIRDI | 0.0 | 0.0 | 0.0 | 0.0 | 0.0 | 0.0 | 0.0 | 0.0 | 0.0 | 0.0 | 0.1 |
| TANNER, OPILIO | 0.0 | 18.0 | 41.2 | 35.3 | 61.6 | 5.0 | 105.0 | 0.8 | 0.3 | 56.0 | 32.8 |
| OTHER CRAB | 8.1 | 23.2 | 36.8 | 13.2 | 53.5 | 0.0 | 2.9 | 3.0 | 2.5 | 0.5 | 17.6 |
| SNAILS | 18.1 | 14.5 | 77.8 | 58.1 | 135.0 | 51.5 | 6.2 | 8.9 | 2.2 | 2.4 | 50.4 |
| SHRIMP | 0.0 | 0.5 | 1.8 | 0.9 | 0.9 | 3.0 | 0.1 | 0.0 | 0.0 | 0.4 | 0.0 |
| STARFISH | 1.4 | 47.1 | 29.1 | 30.4 | 358.9 | 48.2 | 167.3 | 39.2 | 0.6 | 0.8 | 66.2 |
| SQUID | 0.0 | 0.0 | 0.0 | 0.0 | 0.0 | 0.0 | 0.0 | 0.0 | 0.0 | 0.0 | 0.0 |
| OCTOPUS | 0.0 | 0.0 | 0.0 | 0.0 | 0.0 | 0.3 | 0.0 | 0.0 | 0.0 | 0.0 | 1.0 |
| OTHER INVERTS | 88.3 | 11.2 | 46.1 | 15.9 | 2.1 | 491.0 | 4.3 | 30.8 | 34.3 | 14.8 | 46.2 |
| TOTAL INVERTS | 117.2 | 114.4 | 232.8 | 153.8 | 612.0 | 598.9 | 285.8 | 82.7 | 39.9 | 75.0 | 214.3 |
| MISC. | 0.9 | 0.2 | 0.0 | 1.4 | 0.4 | 21.2 | 0.7 | 1.0 | 0.0 | 0.1 | 0.0 |
| TOTAL CATCH | 3203.7 | 1350.0 | 1864.0 | 1039.7 | 1396.2 | 1930.0 | 983.3 | 5010.0 | 3380.0 | 478.8 | 815.8 |

Appendix Table 2.-Continued.

| STATION ID | 6148 | 6152 | 6156 | 6348 | 6352 | 6356 | 6358 | 6548 | 6552 | 6556 | 6748 |
|----------------------|----------|----------|----------|----------|----------|----------|----------|----------|----------|----------|----------|
| MONTH/DAY/YEAR | 07-14-03 | 07-15-03 | 07-16-03 | 07-14-03 | 07-15-03 | 07-16-03 | 07-16-03 | 07-14-03 | 07-15-03 | 07-16-03 | 07-14-03 |
| LATITUDE START | 6059.3 | 6100.2 | 6059.6 | 6119.4 | 6120.6 | 6119.5 | 6121.0 | 6139.4 | 6140.5 | 6139.4 | 6158.9 |
| LONGITUDE START | 17330.2 | 17453.5 | 17616.8 | 17335.1 | 17500.3 | 17618.3 | 17657.4 | 17340.1 | 17505.3 | 17627.9 | 17344.8 |
| GEAR DEPTH (m) | 74 | 90 | 111 | 72 | 86 | 105 | 114 | 69 | 84 | 103 | 62 |
| DURATION (hr) | 0.51 | 0.49 | 0.52 | 0.52 | 0.48 | 0.49 | 0.49 | 0.51 | 0.49 | 0.49 | 0.52 |
| DISTANCE FISHED (km) | 2.84 | 2.82 | 2.87 | 2.86 | 2.79 | 2.76 | 2.73 | 2.83 | 2.81 | 2.74 | 2.84 |
| PERFORMANCE/GEAR | 0.00/44 | 0.00/44 | 0.00/44 | 0.00/44 | 0.00/44 | 0.00/44 | 0.00/44 | 0.00/44 | 3.00/44 | 0.00/44 | 0.00/44 |
| POLLOCK | 704.2 | 440.0 | 344.3 | 331.3 | 710.5 | 512.6 | 274.8 | 1362.1 | 746.1 | 180.7 | 101.4 |
| PAC COD | 83.4 | 72.4 | 37.2 | 10.8 | 113.1 | 126.5 | 88.4 | 58.4 | 46.8 | 84.9 | 14.9 |
| PAC OCEAN PERCH | 0.0 | 0.0 | 0.0 | 0.0 | 0.0 | 0.0 | 0.0 | 0.0 | 0.0 | 0.0 | 0.0 |
| OTHER ROCKFISH | 0.0 | 0.0 | 0.0 | 0.0 | 0.0 | 0.0 | 0.0 | 0.0 | 0.0 | 0.0 | 0.0 |
| SABLEFISH | 0.0 | 0.0 | 0.0 | 0.0 | 0.0 | 0.0 | 0.0 | 0.0 | 0.0 | 0.0 | 0.0 |
| HERRING | 0.0 | 0.3 | 0.5 | 0.0 | 0.0 | 0.2 | 0.0 | 0.0 | 0.0 | 0.0 | 0.0 |
| ATKA MACKEREL | 0.0 | 0.0 | 0.0 | 0.0 | 0.0 | 0.0 | 0.0 | 0.0 | 0.0 | 0.0 | 0.0 |
| SCULPINS | 14.0 | 35.7 | 7.7 | 4.7 | 7.3 | 5.1 | 0.4 | 1.9 | 1.7 | 2.5 | 5.1 |
| EELPOUTS | 0.0 | 4.8 | 9.8 | 0.0 | 6.6 | 3.1 | 9.5 | 0.4 | 4.4 | 5.4 | 6.0 |
| OTHER ROUNDFISH | 0.4 | 0.4 | 0.4 | 3.3 | 0.1 | 0.0 | 0.4 | 4.9 | 2.3 | 0.3 | 2.5 |
| TOTAL ROUNDFISH | 801.9 | 553.5 | 399.9 | 350.1 | 837.6 | 647.5 | 373.5 | 1427.6 | 801.3 | 273.7 | 130.0 |
| YELLOWFIN SOLE | 45.2 | 0.2 | 0.0 | 2.4 | 1.2 | 0.0 | 0.0 | 7.3 | 0.0 | 0.0 | 6.6 |
| ROCK SOLE | 245.3 | 1.6 | 0.0 | 4.7 | 10.7 | 1.6 | 0.0 | 4.8 | 9.1 | 2.8 | 12.3 |
| FLATHEAD SOLE | 36.5 | 10.2 | 2.9 | 19.5 | 114.6 | 6.2 | 1.5 | 53.5 | 36.6 | 7.6 | 64.9 |
| ALASKA PLAICE | 54.9 | 4.2 | 1.7 | 12.1 | 5.4 | 0.0 | 0.0 | 32.4 | 5.2 | 1.6 | 24.0 |
| GREENLAND TBT | 0.3 | 3.8 | 5.7 | 0.2 | 47.6 | 4.7 | 10.2 | 0.0 | 16.4 | 24.9 | 0.0 |
| ARROWTOOTH FL | 0.0 | 0.0 | 51.1 | 0.0 | 0.0 | 41.0 | 19.5 | 0.0 | 0.0 | 16.5 | 0.0 |
| PACIFIC HALIB | 2.3 | 0.0 | 3.4 | 0.0 | 0.0 | 1.8 | 0.0 | 4.0 | 0.0 | 0.0 | 0.0 |
| OTHER FLATFISH | 0.2 | 0.0 | 0.0 | 0.0 | 0.0 | 0.0 | 0.0 | 0.0 | 0.0 | 0.0 | 6.4 |
| TOTAL FLATFISH | 384.8 | 20.0 | 64.8 | 38.9 | 179.5 | 55.4 | 31.2 | 102.0 | 67.3 | 53.4 | 114.2 |
| SKATES | 2.7 | 44.6 | 79.1 | 17.0 | 25.9 | 33.5 | 38.5 | 20.9 | 40.5 | 49.4 | 10.0 |
| SHARKS | 0.0 | 0.0 | 0.0 | 0.0 | 0.0 | 0.0 | 0.0 | 0.0 | 0.0 | 0.0 | 0.0 |
| TOTAL ELASM | 2.7 | 44.6 | 79.1 | 17.0 | 25.9 | 33.5 | 38.5 | 20.9 | 40.5 | 49.4 | 10.0 |
| RED KING CRAB | 0.0 | 0.0 | 0.0 | 0.0 | 0.0 | 0.0 | 0.0 | 0.0 | 0.0 | 0.0 | 0.0 |
| BLUE KING CRAB | 0.0 | 0.0 | 0.0 | 0.0 | 0.0 | 0.0 | 0.4 | 1.4 | 0.8 | 0.0 | 0.0 |
| TANNER, BAIRDI | 0.0 | 0.0 | 0.0 | 0.0 | 0.0 | 0.0 | 0.0 | 0.0 | 0.0 | 0.0 | 0.0 |
| TANNER, OPILIO | 79.8 | 178.4 | 20.0 | 168.5 | 125.7 | 46.7 | 48.5 | 76.8 | 171.7 | 72.1 | 231.6 |
| OTHER CRAB | 3.4 | 0.7 | 17.8 | 0.0 | 1.6 | 5.6 | 0.4 | 1.6 | 3.1 | 1.3 | 4.9 |
| SNAILS | 0.5 | 0.5 | 12.3 | 2.3 | 1.2 | 8.2 | 23.2 | 11.7 | 2.5 | 1.2 | 66.3 |
| SHRIMP | 0.0 | 0.1 | 1.0 | 0.0 | 0.6 | 0.6 | 1.2 | 0.0 | 0.0 | 1.0 | 0.0 |
| STARFISH | 11.9 | 1.0 | 19.9 | 9.6 | 3.2 | 4.3 | 24.3 | 19.9 | 4.6 | 0.0 | 4.6 |
| SQUID | 0.0 | 0.0 | 0.0 | 0.0 | 0.0 | 0.0 | 0.0 | 0.0 | 0.0 | 0.0 | 0.0 |
| OCTOPUS | 0.0 | 0.0 | 0.0 | 0.0 | 0.0 | 0.0 | 0.0 | 0.0 | 0.0 | 0.0 | 0.0 |
| OTHER INVERTS | 24.7 | 2.6 | 33.0 | 19.5 | 4.3 | 3.9 | 17.9 | 18.0 | 4.1 | 4.7 | 39.5 |
| TOTAL INVERTS | 120.4 | 183.4 | 103.9 | 200.0 | 136.6 | 69.2 | 115.7 | 129.5 | 186.9 | 80.3 | 347.0 |
| MISC. | 0.2 | 0.0 | 1.1 | 0.0 | 0.2 | 1.5 | 1.1 | 0.0 | 0.0 | 0.2 | 0.3 |
| TOTAL CATCH | 1310.0 | 801.5 | 648.7 | 606.0 | 1179.9 | 807.1 | 560.0 | 1680.0 | 1096.0 | 457.0 | 601.4 |

Appendix Table 2.-Continued.

| | |
|----------------------|----------|
| STATION ID | 6752 |
| MONTH/DAY/YEAR | 07-15-03 |
| LATITUDE START | 6200.2 |
| LONGITUDE START | 17510.1 |
| GEAR DEPTH (m) | 80 |
| DURATION (hr) | 0.51 |
| DISTANCE FISHED (km) | 2.75 |
| PERFORMANCE/GEAR | 0.00/44 |
| | |
| POLLOCK | 919.4 |
| PAC COD | 41.7 |
| PAC OCEAN PERCH | 0.0 |
| OTHER ROCKFISH | 0.0 |
| SABLEFISH | 0.0 |
| HERRING | 0.0 |
| ATKA MACKEREL | 0.0 |
| SCULPINS | 2.4 |
| EELPOUTS | 5.8 |
| OTHER ROUND FISH | 1.6 |
| TOTAL ROUND FISH | 970.9 |
| | |
| YELLOWFIN SOLE | 1.6 |
| ROCK SOLE | 2.6 |
| FLATHEAD SOLE | 28.4 |
| ALASKA PLAICE | 4.2 |
| GREENLAND TBT | 3.5 |
| ARROWTOOTH FL | 0.0 |
| PACIFIC HALIB | 0.0 |
| OTHER FLATFISH | 0.1 |
| TOTAL FLATFISH | 40.3 |
| | |
| SKATES | 24.4 |
| SHARKS | 0.0 |
| TOTAL ELASM | 24.4 |
| | |
| RED KING CRAB | 0.0 |
| BLUE KING CRAB | 0.0 |
| TANNER, BAIRDI | 0.0 |
| TANNER, OPILIO | 154.9 |
| OTHER CRAB | 3.2 |
| SNAILS | 4.2 |
| SHRIMP | 0.1 |
| STARFISH | 13.6 |
| SQUID | 0.0 |
| OCTOPUS | 0.0 |
| OTHER INVERTS | 12.0 |
| TOTAL INVERTS | 188.0 |
| | |
| MISC. | 0.0 |
| | |
| TOTAL CATCH | 1223.6 |