



United States Department of Education
Office of Innovation and Improvement

Choosing A School For Your Child



**No Child
LEFT BEHIND.**



*"...School choice is part
of the strategy to give
every child an excellent
education."*

*U. S. Secretary of Education
Margaret Spellings*

Choosing a School for Your Child

Office of Innovation and Improvement
United States Department of Education

U.S. Department of Education

Margaret Spellings

Secretary

Office of Innovation and Improvement

Nina S. Rees

Assistant Deputy Secretary

Production of this book was led by Jack Klenk, Director, Office of Non-Public Education, Office of Innovation and Improvement, and Cynthia Hearn Dorfman, Director of Communications, Office of Innovation and Improvement; and funded by the Office of Parental Options and Information in the Office of Innovation and Improvement, John Fiegel, Director, as part of the Voluntary Public School Choice Program.

March 2005

This book is in the public domain. Authorization to reproduce it in whole or in part for educational purposes is granted. While permission to reprint this publication is not necessary, the citation should be: U.S. Department of Education, Office of Innovation and Improvement, *Choosing a School for Your Child*, Washington, D.C., 20202.

Listing of materials and resources in this book should not be construed or interpreted as an endorsement by the U.S. Department of Education of any private organization or business listed herein.

To obtain copies of this report in English or Spanish,

write to: ED Pubs, Education Publications Center, U.S. Department of Education, P.O. Box 1398, Jessup, MD 20794-1398;

or fax your request to (301) 470-1244;

or e-mail your request to: edpubs@inet.ed.gov;

or call in your request toll-free: 1-877-433-7827 (1-877-4-ED-PUBS). If 877 service is not yet available in your area, call 1-800-872-5327 (1-800-USA-LEARN). Those who use telecommunications device for the deaf (TDD) or a teletypewriter (TTY), should call 1-877-576-7734;

or order online at www.edpubs.org

This book is also available on the Department's Web site at:

<http://www.ed.gov/parents/schools/find/choose>

On request, this publication is available in alternate formats, such as Braille, large print or computer diskette. For more information, please contact the Department's Alternate Format Center (202) 260-9895 or (202) 205-8113.

Contents

✓ Letter from the Secretary.....	v
✓ Choosing a School	1
✓ Learn What Choices Are Available to You	2
✓ Four Steps for Selecting the School That Is Right for Your Child.....	6
Step 1. Consider your child and your family.....	6
Step 2. Gather information about schools.....	10
Step 3. Visit and observe schools.....	20
Step 4. Apply to the school(s) you choose.....	26
✓ Congratulations	29
✓ Resources	31
• Web Sites for Directories and Other Information	31
• Recently Published Books.....	32
✓ A Few Organizations That Provide Information to Parents.....	33
✓ Acknowledgments	34
✓ Your Contacts	36
✓ Months at a Glance.....	40



List of Parent Tips

- ✓ Know Your Options Under the *No Child Left Behind Act* for Children in Public Schools That Are “In Need of Improvement” . . 9
- ✓ Check the School District’s Report Card for Public Schools 14
- ✓ Know Your Options Under the *No Child Left Behind Act* for Children in Public Schools That Are Unsafe 19
- ✓ 10 Things to Look for in a School 25
- ✓ Start Early and Cover All the Steps. 28
- ✓ Find Helpful Resources at the U.S. Department of Education’s Choice Web Site 30



Dear Parents,

Do you remember when your child was born, how your child quickly wrapped all five fingers around your one? Your child will continue to grasp your hand throughout childhood and youth. You are your child's first and lifelong teacher. And, as a parent and teacher, you will make important decisions for your child.

Some of the most important decisions you will make are about your child's education. You want your child's school to meet the same goals of high academic achievement you have set. You may want your child's school to reflect the values of your family and community. In other words, you want to choose a school that is a good fit for your child. In an increasing number of communities in our nation, you now have the ability to do so.

This booklet, *Choosing a School for Your Child*, is a type of "decision tool" that can help you navigate the process of choosing a school. It explains some of the public school choices now available in many communities and covers private school options that may be available as well. It outlines steps that you can follow to help you make a thoughtful choice, and it includes questions that you might want to ask when going through the process.

In addition, this booklet highlights new options for your child's education provided in the federal law, the *No Child Left Behind Act*. The law allows parents, whose children are in public schools that need improvement or are unsafe, to choose other public schools or take advantage of free tutoring or other extra educational help.


The law also supports the growth of more independent public charter schools and funds some services for children in private schools. Finally, it mandates states and local school districts to provide a wealth of new information to help you make informed educational choices for your child.

School choice is part of the strategy to give every child an excellent education. It is amazing what can happen when parents get involved. School choice gives you more opportunities to achieve your expectations for your child. Armed with options and information, you can be a powerful advocate for your child.

I offer you *Choosing a School for Your Child* as a tool with practical information to help you make informed decisions about your child's education. I wish you success with this challenge.

Sincerely,
Margaret Spellings
Secretary
U.S. Department of Education

For additional resources on choosing a school, you can visit the U.S. Department of Education's page for parents at <http://www.ed.gov/parents/landing.jhtml?src=fp> or the page on school choice at <http://www.ed.gov/nclb/choice/index.html?src=ov>



Choosing a School

Parents have a growing array of options in choosing a school, though the extent of the options varies from state to state. The enactment of the landmark *No Child Left Behind Act* of 2001; the rapid growth of the charter school movement; the increasing number of states enacting voucher, scholarship, and tax credit programs; the expansion of privately funded scholarship programs for low-income children; and the growing acceptance of homeschooling have all increased the choices available to families.

Parents can exercise choice in many ways. The most common way may be in choosing where to live based on the public school district or neighborhood schools. In many areas, parents can choose from neighborhood schools, charter schools or other public schools of choice, or transfer their child to another public school (in or out of district). They can also select a private school (religious or secular) or teach their child at home.

Choosing a School for Your Child offers step-by-step advice on how to choose among the schools available to your child. It identifies important factors you may want to consider before making a decision. As you and your child visit different schools, you may want to consider the questions in each section of this booklet.

Why Should You Choose Your Child's School?

No one cares more about your child's welfare than you do. No one else will be more careful to see that your child is well educated and well treated in school. You know your child's personality, strengths and weaknesses. You know the interests that light up your child's eyes. You know the values that your family wants a school to respect.

Choosing your child's school may also make you more confident that she will be taught effectively and treated fairly. Choosing your child's school carefully is an important way you can help your child achieve all that he can be. This is a head and a heart decision. Don't be afraid to heed your own informed and intuitive wisdom.

Learn What Choices Are Available to You

Different schools offer alternatives in teaching styles, content, and learning opportunities. This section briefly describes some types of schools you may find.

Public Schools

Neighborhood Public Schools

Many parents choose to send their children to the public school in their neighborhood, according to an assignment system developed by the school district. Attending a neighborhood public school can make it easy for your child to get to school, to work with classmates on group projects, and to visit friends. These schools are often anchors in a community.

Other Public Schools

You may want to investigate other public schools. In an increasing number of districts, you can choose to send your child to a specialized public school. These schools of choice often emphasize a particular subject or have a special philosophy of education. One school might emphasize science, art, or language study. Another might offer a firm code of conduct, a dress code, or a rigorous traditional academic program.

Another may be an alternative school designed to respond to students who are insufficiently challenged by the regular school program, who are likely to drop out, or who have behavioral or substance abuse problems. These schools, often small, work to make students feel they belong. Some states also offer second chance schools or clinics for students who have dropped out of regular schools and now want to complete their education.

● Charter Schools

Charter schools are public schools of choice that operate with freedom from many of the local and state regulations that apply to traditional public schools. Charter schools allow parents, community leaders, educational entrepreneurs, and others the flexibility to innovate, create and provide students with increased educational options. Charter schools exercise increased autonomy in return for stronger accountability. They are sponsored by designated local, state, or other organizations that monitor their quality and integrity while holding them accountable for academic results and fiscal practices.

● Magnet Schools

Magnet schools are designed to attract students from diverse social, economic, ethnic, and racial backgrounds by focusing on a specific subject, such as science, technology, or the arts. Some magnet schools require students to take an exam or demonstrate knowledge or skill in the specialty to qualify to go to the school, while others are open to students who express an interest in that area.

● Virtual Schools

Instead of taking classes in a school building, students can receive their education using a computer through a virtual school. Virtual schools have an organized curriculum. Depending on the state and district, students can take the full curriculum or individual classes. Some school districts have used these online schools to offer classes that will help students learn at their own pace. Virtual education is sometimes used in remote areas for specialized or advanced courses that are not available in the immediate area. This type of studying is also called “distance learning.”

● Advanced Placement/ International Baccalaureate Programs

Advanced Placement courses offer rigorous content, and at the end of a course students can take the national Advanced Placement exam. If they score well on the exam, many colleges and universities will grant college credit for completing the course. The International Baccalaureate (IB) is a program of rigorous academic courses. Students who graduate from the program receive an

International Baccalaureate diploma that is recognized by colleges and universities throughout the world. Other students may choose not to take the full IB curriculum but pursue certificates in individual areas. Elementary and middle schools may also offer components of the IB program.

Nonpublic Schools

In addition to public schools, there may be a variety of religious and other nonpublic schools available in your area or boarding schools away from home. These schools of choice have been part of the fabric of American education since colonial days. These schools have been established to meet the demand to support parents' differing beliefs about how their children should be educated.

Religious Private Schools

The majority of nonpublic schools are religious. Many are affiliated with a denomination, local church, or religious faith such as Roman Catholic, Protestant, conservative Christian, Greek Orthodox, Jewish, Muslim, Buddhist, or other.

Secular Private Schools

There are also many nonpublic schools without a religious identity or affiliation. Some of these private schools are preparatory schools designed to prepare students for college. These schools often have a traditional or elite reputation and a long history. Other schools are based on a particular educational philosophy or approach to learning, such as Montessori or Waldorf schools; have a special education focus, such as schools for the deaf or blind; or have been established for families and children who may be dissatisfied with various aspects of conventional schools.

Home Schools

Homeschooling is an option for a growing number of parents. Some parents prepare their own materials and design their own programs of study, while others use materials produced by companies specializing in homeschool materials. Some take advantage of virtual school programs or other educational resources available on the Internet. Of course, exercising this option may require major changes in how your family lives. Teaching your children at home is an ambitious undertaking, requiring time, planning, creativity, and commitment. Be sure to check with your state because different states have different requirements for homeschooling.

Selecting a School for Your Child

How do you pick the best school for your child? Whether you are choosing a public or private school or homeschooling, whether or not you are paying tuition, careful planning is a must. The following sections have questions for you to consider, with workspace for you to write down your thoughts, as you go through the process of choosing a school for your child. Remember, you are looking for a school that will make the educational experience for your child and you as rewarding as possible.

Write Down Five Things That Are Most Important to You

You may wish to write down five things that are most important to you as you consider the choice of a school. As you go through the selection process, you may want to add to and revise your list.

1.
.....
2.
.....
3.
.....
4.
.....
5.
.....

Four Steps for Selecting the School That Is Right for Your Child

Step 1 Consider your child & your family.


Start your search for the best school by thinking about what you want a school to do for your child. Perhaps your child has special language or education needs. Keep these in mind. After all, you know your son or daughter better than anyone else does.



Parent Tip:

Know Your Options Under the *No Child Left Behind Act* for Children in Public Schools That Are “In Need of Improvement”

Parents of children in public schools designated as “in need of improvement” can choose another public school or supplemental educational services such as tutoring.



If your child's public school receives federal Title I funds, it must let you know how well the students in the school are learning. The school district must contact you if the school does not meet the academic standards set by the state for two consecutive years. You can find out how well your school is doing by looking at the school's report card.

If your child's school has been identified by the state as in need of improvement, the school district must give you the choice of keeping your child in that school or sending him or her to another public school.


If your child attends a school that has needed improvement for more than a year, your school district is required to give you a list of organizations and institutions that provide tutoring or extra help outside of the regular school day. This extra help is called "supplemental educational services". If your child is eligible for this help, and your income is low, the school district may pay for these extra services. Such services may include before- and after-school tutoring in reading, other language arts, or math.

If you have not heard from your public school about whether the school is “in need of improvement” and whether your child qualifies to receive supplemental educational services, contact the school or the school district and ask for the person/s in charge of choice and supplemental services programs. You can also go to your state department of education's Web site for a list of schools in need of improvement and approved supplemental educational services providers. If you have difficulty finding these lists, call the U.S. Department of Education at 1-888-814-6252 for help in reaching your state contact, or go to the U.S. Department of Education's Web site at <http://www.ed.gov/about/contacts/state/nclb/sea.html> for a list of contacts in your state.

Four Steps for Selecting the School That Is Right for Your Child

Step 2 **Gather Information About Schools**

If you were looking to buy a car, vacuum cleaner, or refrigerator, you could talk to friends and family and find information on the Internet, in consumer magazines, or in other published resources. Similarly, when investigating schools, you may also have to make phone calls, collect written material from different schools and look for reports in your local paper to get the information you need. You can check public school report cards (see Parent Tip) and go to parent fairs and school open houses.




You can find reliable school information online on sites such as www.greatschools.net and www.schoolresults.org

as well as other sites listed in the Resources section of this booklet. The hard work will be worth your while if you find a school that

brings out the best in your child.

Along with the schools' curricula and philosophy, you will want to know about school policies and services. Parents may also wish to consider the after-school programs a school offers, for example, sports, clubs, tutoring, or academic enrichment. Some schools have after-school activities funded by the U.S. Department of Education's 21st Century Community Learning Centers program. These centers provide educational activities outside of the regular school hours—before and after school or during summer vacation—that complement what is taught in school. You may also want to ask if the school has supplemental educational services, including free tutoring, that are offered outside of the regular school hours under No Child Left Behind.



Read the questions and jot down some notes to help you with your decisions.

Curriculum

Does the school have a strong program of core academic subjects such as English, history, mathematics, science, arts, and foreign languages?

What courses does the school offer in addition to the core subjects?

What evidence is there that the school is effectively teaching students to read?

Does the school have a special focus or theme for the curriculum?

Does the school offer challenging courses such as Advanced Placement, International Baccalaureate, and high school honors courses?

Academic Performance

How do the school's test scores compare to those of other schools? (Check the school's report card if it is a public school or ask for information from the school if it is a private school. See **"Parent Tip"** on school report cards.)

In the past few years, have test scores risen or declined? How does the school explain the rise or decline?

How well have children similar to yours performed on these tests?

How do students moving on to the next level of schooling perform in their new schools?

How many students leave the school before completing the last grade?

What special achievements or recognition has the school received?

Behavior Policy

What does the school do to help develop character and citizenship?

What is the discipline policy? How does the school handle students who misbehave?

Are teachers fair in their responses to students? Does the school have a program and supports to prevent and address behavior problems?

Are students allowed to leave school by themselves?

What measures has the school taken to ensure safety? What security measures are in place?

Parent Tip:

Check the School District's Report Card for Public Schools

No Child Left Behind requires school districts that receive federal funds to provide a report card on how its schools and the school district are doing. For individual schools, the report card will include whether the school has been identified for school improvement and how its students performed on state tests compared to other students in the school district and the state.

For the district, the report includes the combined test scores of the students at all the district's schools.

Public school report cards should include:

Students' scores on state tests, broken out by student subgroups;


How many students performed at the "basic," "proficient," and "advanced" levels on the tests;

Graduation rates;

Numbers and names of schools that need to improve in the district;

Qualifications of teachers; and

Percentage of students who were not tested.



What is the policy on school absences? How does the school encourage daily attendance?

Do school personnel call parents when students are absent?

Does the school have a drug and alcohol abuse prevention program?

Does the school have a dress code? Do students wear uniforms?

Safety

Is the school safe?

How does the school prevent and handle problems with drugs, alcohol, and tobacco?

How does the school prevent and handle violence, bullying, harassment, and other forms of abusive behavior?

What measures does the school take to ensure safety? What security measures are in place?

What is the school's relationship with the local police?

Is there a police officer on duty during school hours and for extracurricular activities?

What information is available on serious crime in the school?

What information is available on students bringing weapons to school?

Does the school have an emergency plan for local and national emergencies?

What does the school do to ensure that parents and all school administrators know the emergency plan? Are there drills?

How does the school notify parents about emergency closings? How does the school communicate with parents in other languages?

Special Offerings

What extracurricular activities does the school offer after school or on weekends?

Do all students have the opportunity to participate in extracurricular activities?

What interscholastic activities are available to students?

What intramural activities are available to students?

What activities receive the most attention and resources?

Are there school and student publications?

Does the school sponsor field trips?
Are they available to all students?

Are publications for parents available in other languages?

Facilities and Services


Is there a well-stocked library where students can check out books and do research? Are reading materials available in other languages?

Is there interlibrary loan?

Is time provided in the day for students to go to the library?

Do students have access to computers and to the Internet in the classroom and library?

Is use of the Internet monitored?



Read the questions and jot down some notes to help you with your decisions.

Additional Questions About Private Schools

What is the tuition?

Is there a payment plan?

Is there a sliding scale for tuition, based on parish, church affiliation, or family income?

What are the other fees and expenses (room and board, uniforms, books, transportation, lab and computer fees, activity fees)?

What scholarships and loans are available?

Are students or their parents required to be of a particular faith?

Does the school have a policy on student participation in religious instruction and worship?

Does the school close for religious and federal holidays?


Does the school have the same schedule as the local public school?

Additional Questions About Home Schools

Have you identified curriculum materials for your child, and how much they will cost?

Is there a suitable place for your child's study and instruction?

Do you, your spouse, or another homeschooling parent have adequate free time to be available to your homeschooling child?



Read the questions and jot down some notes to help you with your decisions.

Do other families in your area home-school their children?

Is there a support group of home-schoolers near you?

If you are interested in some outside instructional support, have you checked your local library, parks department, scouting organizations, public and private schools, and similar resources?

Have you searched the Web for resources on instruction, legal issues, support groups, and other matters?

Have you identified other resources you will need?


Have you checked state regulations? (They are usually available on the web or from your local public school or school district.)

Parent Tip:

Know Your Options Under the *No Child Left Behind Act* for Children in Public Schools That Are Unsafe

Parents of Children in unsafe public schools may have the opportunity to transfer their children to safe public schools.

Children should not have to attend unsafe schools. NCLB requires public schools to offer parents the opportunity to transfer their children to safe public schools if the state designates their public elementary or secondary schools as unsafe. Your children must also be offered opportunities to transfer to other public schools in the district if they have been the victims of violent crimes while in school or on school grounds. To find out if your child's school has been designated as unsafe by the state, you can contact either your local school district office or the state department of education. A list of state contacts can be found at www.ed.gov/about/contacts/state/nclb/sea.html.



Four Steps for Selecting the School That Is Right for Your Child

Step 3 Visit & Observe Schools

Contact the schools you are interested in and make an appointment for a visit. If possible, tour the schools during regular school hours and visit a few classes. Avoid visiting schools during the first or last week of a term in order to get a realistic sense of how the school operates.

A good way to have your questions answered is to schedule an appointment with the school principal. If possible, attend an open house, parent-teacher meeting, or other school function that would also provide valuable information about the attitudes of staff, students, and parents.

Listen closely to what teachers say about the school. The teachers will be the adults closest to your child, and you will want to know if they are well prepared, dedicated, and happy in their work.



Culture

Is the school secretary helpful and friendly?

Is the school orderly and neat?

What do the bulletin boards look like?

How is student work displayed?

How does the school communicate with students and parents (weekly/monthly newsletter, e-mail, Web site)?

Do the students appear to be courteous, happy, and disciplined?

Is there a welcoming attitude toward all parents?

How are the students with diverse learning needs (e.g., students with disabilities and students with limited English proficiency) treated?

Do the teachers appear to be helpful and friendly?

Principal

What is the principal's philosophy about education?


What is the principal's attitude toward discipline?

In what extracurricular activities is the principal most interested?

What is the principal's reputation in the community?

Is the principal usually at the school and available to talk to parents?

Does the principal get to know the students?



Read the questions and jot down some notes to help you with your decisions.

Do teachers have the skills and knowledge to address students with special learning needs?

Are specialized staffs available to address the special learning needs of a child (e.g., speech therapist, psychologist or aides)?

Do the teachers know the individual students in their classes?

Are teachers willing to provide extra help to students?

What is the school's policy regarding teacher response to parent inquiries?

Do teachers have Web sites with class notes and other information for students and parents?

Students

What is the attendance rate for students?

What do students say about the principal?

What do students say about the teachers?

Do the students have school spirit?

What do students say about homework?

Do students participate in and enjoy field trips?

Do students feel safe and secure at the school?

What do student publications say?

What else do students say about the school?

Has the school won any awards?

Do people move to the community
to go to the school?

What do the graduates of the school
say?

Have graduates from the school
made significant contributions to the
community and their field of choice?

Parent Tip:

From the Minnesota Department of Education

10 Things to Look for in a School

High expectations

Busy students

Great teachers

Great principal

Vibrant parent-teacher organization

Children are neither invisible nor scared to be at school


Gut reaction that this is the school for your child

Rigorous curriculum

Families like yours are welcome, and their concerns are acknowledged

You are satisfied with the school's results on standardized tests and school report cards

Source: Minnesota Department of Education, Office of Choice and Innovation




Four Steps for Selecting the School That Is Right for Your Child

Step 4

Apply to the School(s) You Choose


Once you select the school(s) that you think will be best for your child, you will go through a process of applying to a school (or schools) of your choice and enrolling your child. Consider applying to more than one school, in case your child is not admitted to their first choice.



You will want to begin this process as early as possible in order to ensure you meet all the deadlines.

Admissions processes can vary. Your child may need to be tested or interviewed, and you may need to provide a school transcript, recommendations, or other information. It would be helpful to learn about admissions criteria for the schools. You will want to double check to be sure you have accurate information on when and how to apply.

Parent Tip:



Start Early & Cover All the Steps

Begin the process of choosing a school as early as possible.

Find out as soon as possible about the deadlines for applying to the schools you are considering.

Note that some schools require applications much earlier than others.

Keep These 4 Steps in Mind:


- Step 1. Consider your child and your family.
- Step 2. Gather information about schools.
- Step 3. Visit and observe schools.
- Step 4. Apply to the school(s) you choose.

Congratulations

Congratulations on all the planning you have done to reach this point. Your child will benefit tremendously from your active concern and involvement with his or her education. By collecting information, talking to other parents, visiting schools, and exercising your right to choose, you can now take the lead in making sure your son or daughter gets the best possible education. However, this is only the beginning. By staying involved in your child's education, encouraging your child to work hard, and providing additional opportunities to learn at home and in the community, you can help your child go further still. Remember it is your right, as well as your responsibility, to seek the very best education for your son or daughter.

Parent Tip:

Find Helpful Resources at the
U.S. Department of Education's
Choice Web Site



www.ed.gov/nclb/choice

The U.S. Department of Education's Office of Innovation and Improvement (OII) provides information regarding the choices available to parents seeking the best educational opportunities for their children.

Office of Innovation and Improvement
U.S. Department of Education
400 Maryland Ave., SW
Washington, DC 20202

www.ed.gov/about/offices/list/oii

202-205-4500

Resources

Web Sites for Directories & Other Information

Choice Web Site www.ed.gov/nclb/choice/index.html?src=ov

Many other Web sites provide information related to choice.

U.S. Department of Education has information for parents at www.ed.gov (Click on the “Parents” box.)

Council of Chief State School Officers (links to state education agencies where you can learn about school performance and supplemental educational services providers) www.ccsso.org

Educational Resources Information Center (ERIC) (articles and reports on topics related to school choice) www.eric.ed.gov

GreatSchools.net (school profiles and comparative performance data) www.greatschools.net

National Center for Education Statistics, U.S. Department of Education (search for public and private schools) <http://nces.ed.gov/globallocator>

Office of Non-Public Education, U.S. Department of Education (links to nonpublic school organizations, private school locator, and other information about nonpublic education) www.ed.gov/about/offices/list/oii/nonpublic/index.html

Parental Information and Resource Centers (directory of centers across the country) www.pirc-info.net/pircs.asp

SchoolResults.org (comparative performance data) www.schoolresults.org

U.S. Charter Schools (information about charter schools) www.uscharterschools.org

Web sites for homeschoolers: The Web has many resources, including instructional materials, assistance on legal issues, links to support groups, and others. Web sites for homeschoolers are too numerous to list here, but a search on terms such as “homeschool” or “homeschooling” should lead you to those sites that best match your interests and needs.

Recently Published Books

Here are just a few of the many books that discuss issues related to choosing a school for your child and offer additional tools that parents can use to help them make the decision.

Hassel, Bryan C. and Hassel, Emily Ascue, (2004). *Picky Parent Guide: Choose Your Child's School with Confidence, The Elementary Years (K-6)*. Ross, Calif.: Armchair Press.

Henderson, Anne T. and Mapp, Karen L., (2002). *A New Wave of Evidence: The Impact of School, Family, and Community Connections on Student Achievement*, (2002). Austin, Tex.: Southwest Educational Development Laboratory.

Henderson, Anne T., (2002). *No Child Left Behind: What's in It for Parents*. Lexington, Ky.: Parent Leadership Associates.

Office of Innovation and Improvement, (2004). *Innovations in Education: Creating Strong District School Choice Programs*. Washington, D.C.: U.S. Department of Education.

Office of Innovation and Improvement, (2004) *Innovations in Education: Creating Strong Supplemental Educational Services Programs*. Washington, D.C.: U.S. Department of Education.

Office of Innovation and Improvement, (2004) *Innovations in Education: Successful Charter Schools*. Washington, D.C.: U.S. Department of Education.

Office of Innovation and Improvement, (2004) *Innovations in Education: Successful Magnet Schools*. Washington, D.C.: U.S. Department of Education.

A Few Organizations That Provide Information to Parents

There are many organizations that can provide valuable information to assist parents seeking to choose a school. The following are a few examples:

Black Alliance for Educational Options (BAEO)

1710 Rhode Island Avenue, NW
Suite 1200
Washington, DC 20036
202-544-9870
www.baeo.org

Center for Education Reform (CER)

1001 Connecticut Avenue, NW
Suite 204
Washington, DC 20036
202-822-9000
www.edreform.com

Council for American Private Education (CAPE)

13017 Wisteria Drive #457
Germantown, MD 20874
301-916-8460
www.capenet.org

Education Leaders Council (ELC)

1225 19th Street, NW
Suite 400
Washington, DC 20036
202-261-2600
www.educationleaders.org

Greater Educational Opportunities Foundation (GEO)

302 S. Meridian Street
Suite 201
Indianapolis, IN 46225
317-524-3770
www.geofoundation.org

Hispanic Council for Reform and Educational Options (Hispanic CREO)

2600 Virginia Avenue, NW
Suite 408
Washington, DC 20037
202-625-6766
www.hcreo.org

WestEd

730 Harrison Street
San Francisco, CA 94017
1-877-4-WestEd
www.wested.org

Note: The lists on the last three pages provide examples that may be useful for parents. No endorsement by the U.S. Department of Education of these Web sites, books, or organizations should be implied.

Acknowledgments

This publication was adapted from *Choosing a School for Your Child*, by Susan Perkins Weston, with contributions from Joe Nathan and Mary Anne Raywid, originally published in 1989 by the Office of Educational Research and Improvement, U.S. Department of Education. The current edition was prepared by Jack Klenk, Cynthia Hearn Dorfman, and Wanda E. Gill of the Office of Innovation and Improvement, and Charles J. O'Malley from the Office of the Deputy Secretary. Cheryl Jones of the Office of Non-Public Education provided clerical support. Ryan L. Cole and Margarita Melendez of the Office of Innovation and Improvement copy edited the booklet. The book was designed by Spirit Creative Services, Inc.

We wish to acknowledge the reviewers from outside the U.S. Department of Education who commented on the book:

Organization Reviewers

Morgan Brown, Director, Choice and Innovation, Minnesota Department of Education

Joyce Johnson, Director, Greater Educational Opportunities Foundation, Parental Information and Resource Center

Glenn Knight, Education Liaison, Federal Citizen Information Center

Patricia Lines, Adjunct Fellow, Discovery Institute (and former Senior Research Associate, U.S. Department of Education)

Joe McTighe, Executive Director, Council of American Private Education

Beth Nank, Manager of Member and Legislative Services, Education Leaders Council

Sally Sachar, Director of Development, Washington Scholarship Fund

Gladys Tiede, Director, Rhode Island Parental Information and Resource Center

Virginia Walden-Ford, Executive Director, DC Parents for School Choice

Parent Reviewers

Eliza Cooper, Alicia Hall-Vicks, Elizabeth Stallans, Tracey Tucker

Colleagues within the U.S. Department of Education who reviewed the book include

Steve Brockhouse, Office of Innovation and Improvement
Thomas Corwin, Office of Innovation and Improvement
Chris Doherty, Office of Elementary and Secondary Education
Paul Edwards, Office of Innovation and Improvement
Maria Hernandez Ferrier, Office of English Language Acquisition
John Fiegel, Office of Innovation and Improvement
John Gibbons, Office of Public Affairs
Braden Goetz, Office of Vocational and Adult Education
Margaret Guenther, Office of the Secretary
Todd Jones, Office of the Deputy Secretary
Iris Lane, Office of Innovation and Improvement
Kathleen Leos, Office of English Language Acquisition
Phil Link, Office of the Secretary
Greg March, Office of Special Education and Rehabilitative Services
John Ovard, Office of English Language Acquisition
Michael Petrilli, Office of Innovation and Improvement
John Porter, Center for Faith-Based and Community Initiatives
Laurie Rich, Office of Intergovernmental and Interagency Affairs
Phil Rosenfelt, Office of the General Counsel
Deborah Rudy, Office of Safe and Drug-Free Schools
Susan Sclafani, Office of Vocational and Adult Education
Jeffrey Sims, Office of Intergovernmental and Interagency Affairs
Brenda Compton Turner, Office of English Language Acquisition
Christine Wolfe, Office of the Deputy Secretary
William Wooten, Office of Elementary and Secondary Education
Jacquelyn Zimmermann, Office of Public Affairs

Your Contacts

Name.....
Organization.....
Address.....
Phone..... Fax.....
E-mail..... Web site.....

Name.....
Organization.....
Address.....
Phone..... Fax.....
E-mail..... Web site.....

Name.....
Organization.....
Address.....
Phone..... Fax.....
E-mail..... Web site.....

Name.....
Organization.....
Address.....
Phone..... Fax.....
E-mail..... Web site.....



Name.....

Organization.....

Address.....

Phone..... Fax.....

E-mail..... Web site.....

Name.....

Organization.....

Address.....

Phone..... Fax.....

E-mail..... Web site.....

Name.....

Organization.....

Address.....

Phone..... Fax.....

E-mail..... Web site.....

Name.....

Organization.....

Address.....

Phone..... Fax.....

E-mail..... Web site.....

Your Contacts

Name.....
Organization.....
Address.....
Phone..... Fax.....
E-mail..... Web site.....

Name.....
Organization.....
Address.....
Phone..... Fax.....
E-mail..... Web site.....

Name.....
Organization.....
Address.....
Phone..... Fax.....
E-mail..... Web site.....

Name.....
Organization.....
Address.....
Phone..... Fax.....
E-mail..... Web site.....



Name.....

Organization.....

Address.....

Phone..... Fax.....

E-mail..... Web site.....

Name.....

Organization.....

Address.....

Phone..... Fax.....

E-mail..... Web site.....

Name.....

Organization.....

Address.....

Phone..... Fax.....

E-mail..... Web site.....

Name.....

Organization.....

Address.....

Phone..... Fax.....


E-mail..... Web site.....

Months at a Glance

This booklet is designed to be a planner—for you to write in and make notes. These calendars are given for quick reference when you are developing a timeline or planning appointments or interviews. The planning process can take up to 18 months, especially if school interviews, testing, school visits, and formal applications are involved. Schedules for other schools may be much shorter. Watch for printed notices from the school district; check the school district's Web site; listen to the radio for announcements; look for ads in the newspaper; listen to the media for such announcements; and call the school directly.

2005		
January	February	March
1 2 3 4 5 6 7 8 9 10 11 12 13 14 15 16 17 18 19 20 21 22 23 24 25 26 27 28 29 30 31	1 2 3 4 5 6 7 8 9 10 11 12 13 14 15 16 17 18 19 20 21 22 23 24 25 26 27 28	1 2 3 4 5 6 7 8 9 10 11 12 13 14 15 16 17 18 19 20 21 22 23 24 25 26 27 28 29 30 31
April	May	June
1 2 3 4 5 6 7 8 9 10 11 12 13 14 15 16 17 18 19 20 21 22 23 24 25 26 27 28 29 30	1 2 3 4 5 6 7 8 9 10 11 12 13 14 15 16 17 18 19 20 21 22 23 24 25 26 27 28 29 30 31	1 2 3 4 5 6 7 8 9 10 11 12 13 14 15 16 17 18 19 20 21 22 23 24 25 26 27 28 29 30
July	August	September
1 2 3 4 5 6 7 8 9 10 11 12 13 14 15 16 17 18 19 20 21 22 23 24 25 26 27 28 29 30 31	1 2 3 4 5 6 7 8 9 10 11 12 13 14 15 16 17 18 19 20 21 22 23 24 25 26 27 28 29 30 31	1 2 3 4 5 6 7 8 9 10 11 12 13 14 15 16 17 18 19 20 21 22 23 24 25 26 27 28 29 30
October	November	December
1 2 3 4 5 6 7 8 9 10 11 12 13 14 15 16 17 18 19 20 21 22 23 24 25 26 27 28 29 30 31	1 2 3 4 5 6 7 8 9 10 11 12 13 14 15 16 17 18 19 20 21 22 23 24 25 26 27 28 29 30	1 2 3 4 5 6 7 8 9 10 11 12 13 14 15 16 17 18 19 20 21 22 23 24 25 26 27 28 29 30 31

2006		
January	February	March
1 2 3 4 5 6 7 8 9 10 11 12 13 14 15 16 17 18 19 20 21 22 23 24 25 26 27 28 29 30 31	1 2 3 4 5 6 7 8 9 10 11 12 13 14 15 16 17 18 19 20 21 22 23 24 25 26 27 28	1 2 3 4 5 6 7 8 9 10 11 12 13 14 15 16 17 18 19 20 21 22 23 24 25 26 27 28 29 30 31
April	May	June
1 2 3 4 5 6 7 8 9 10 11 12 13 14 15 16 17 18 19 20 21 22 23 24 25 26 27 28 29 30	1 2 3 4 5 6 7 8 9 10 11 12 13 14 15 16 17 18 19 20 21 22 23 24 25 26 27 28 29 30 31	1 2 3 4 5 6 7 8 9 10 11 12 13 14 15 16 17 18 19 20 21 22 23 24 25 26 27 28 29 30
July	August	September
1 2 3 4 5 6 7 8 9 10 11 12 13 14 15 16 17 18 19 20 21 22 23 24 25 26 27 28 29 30 31	1 2 3 4 5 6 7 8 9 10 11 12 13 14 15 16 17 18 19 20 21 22 23 24 25 26 27 28 29 30 31	1 2 3 4 5 6 7 8 9 10 11 12 13 14 15 16 17 18 19 20 21 22 23 24 25 26 27 28 29 30
October	November	December
1 2 3 4 5 6 7 8 9 10 11 12 13 14 15 16 17 18 19 20 21 22 23 24 25 26 27 28 29 30 31	1 2 3 4 5 6 7 8 9 10 11 12 13 14 15 16 17 18 19 20 21 22 23 24 25 26 27 28 29 30	1 2 3 4 5 6 7 8 9 10 11 12 13 14 15 16 17 18 19 20 21 22 23 24 25 26 27 28 29 30 31



A series of horizontal blue lines for writing, starting below the red line and extending to the bottom of the page.



Office of Innovation and Improvement

U.S. Department of Education
400 Maryland Avenue, SW
Washington, DC 20202

202-205-4500

www.ed.gov/about/offices/list/oii