

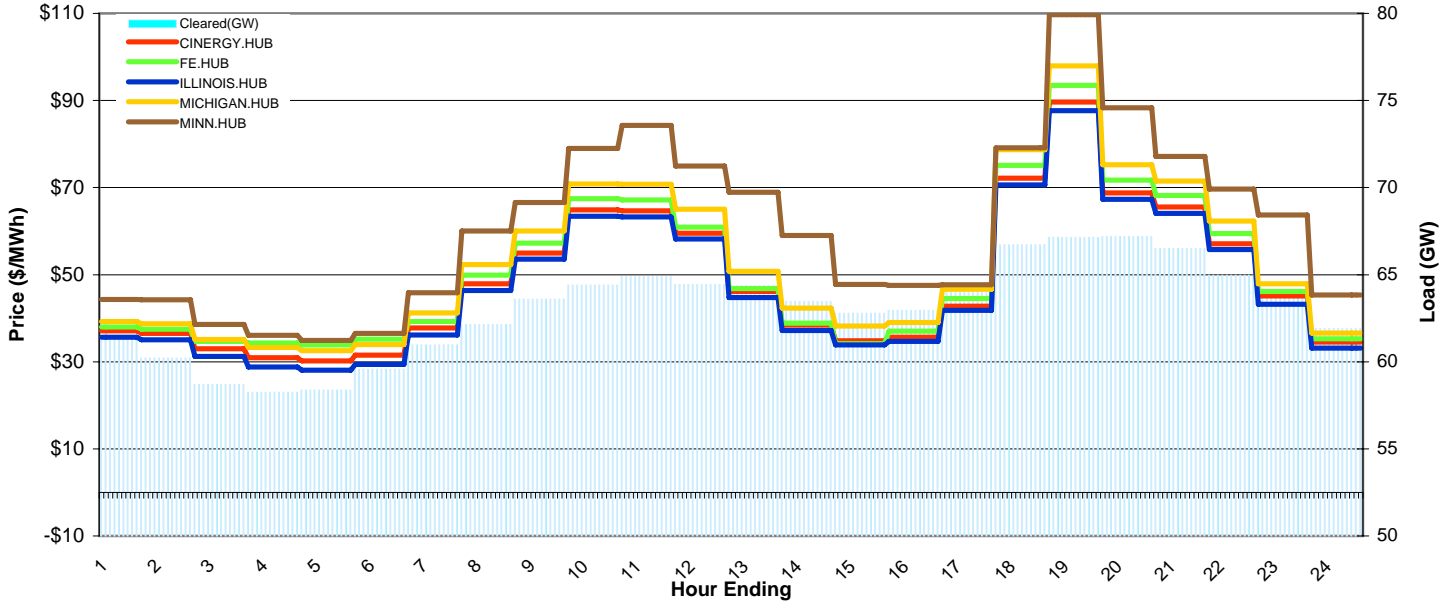
MISO Daily Report

Delivery Day: Saturday, December 1, 2007

Price Color Codes: ≤0 ≥100 ≥200

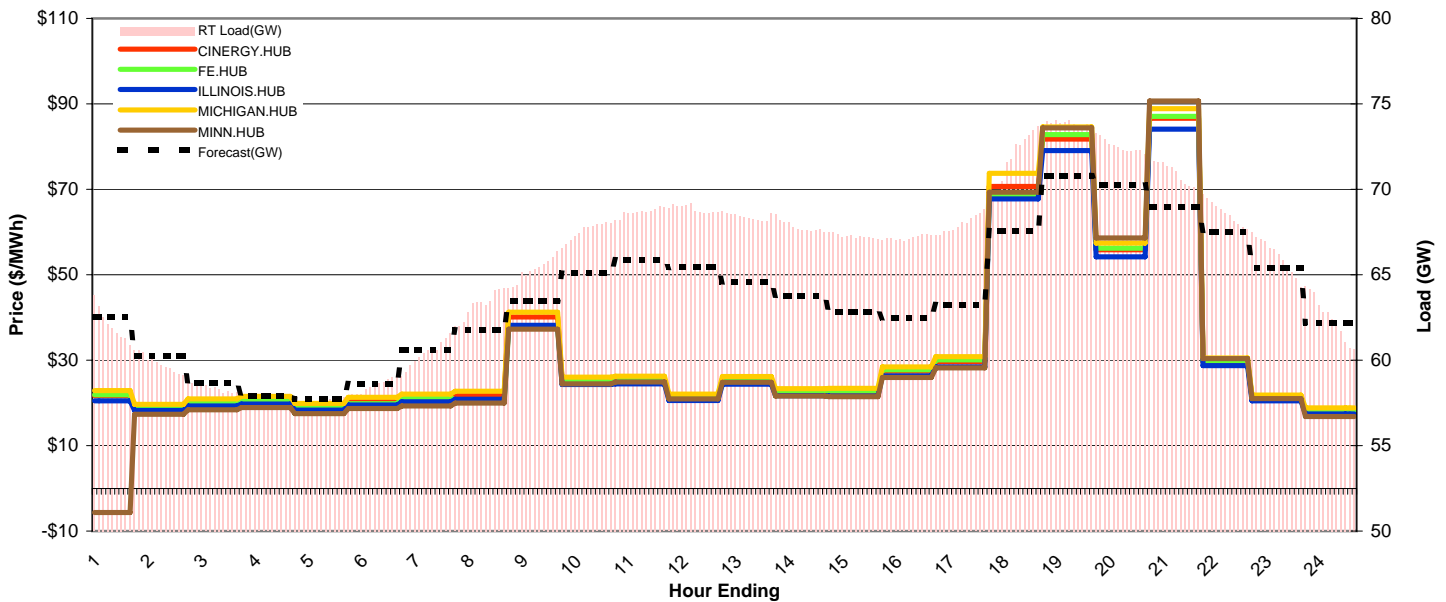
Day-Ahead Prices and Cleared Load

	HE1	HE2	HE3	HE4	HE5	HE6	HE7	HE8	HE9	HE10	HE11	HE12	HE13	HE14	HE15	HE16	HE17	HE18	HE19	HE20	HE21	HE22	HE23	HE24
CINERGY.HUB	37.09	36.53	33.01	30.96	30.20	31.51	37.77	47.88	54.97	64.88	64.68	59.52	46.12	38.41	34.83	35.62	42.76	72.15	89.68	68.81	65.51	57.08	45.11	34.51
FE.HUB	38.00	37.48	34.68	34.34	33.84	35.16	39.26	49.89	57.25	67.42	67.19	60.88	46.80	38.88	34.14	37.03	44.50	75.10	93.43	71.73	68.18	59.42	46.15	35.26
ILLINOIS.HUB	35.65	35.05	31.25	28.82	28.09	29.39	36.13	46.36	53.53	63.43	63.23	58.19	44.73	37.20	33.88	34.70	41.82	70.58	87.69	67.28	64.06	55.80	43.19	33.15
MICHIGAN.HUB	39.27	38.70	35.12	33.29	32.54	33.92	41.24	52.31	60.01	70.84	70.73	65.04	50.76	42.31	38.19	39.02	46.62	78.66	97.95	75.24	71.50	62.34	47.92	36.56
MINN.HUB	44.34	44.26	38.55	36.08	34.92	36.49	45.85	60.05	66.58	78.96	84.28	74.98	68.94	59.00	47.74	47.57	47.66	79.13	109.67	88.32	77.12	69.67	63.72	45.31
Cleared(GW)	61.4	60.2	58.7	58.3	58.4	59.6	61.0	62.1	63.6	64.4	64.9	64.4	64.4	63.5	62.8	63.0	64.0	66.7	67.1	67.2	66.5	65.0	63.8	61.9



Preliminary Real-Time Prices with Forecasted and Actual System Load

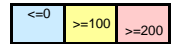
	HE1	HE2	HE3	HE4	HE5	HE6	HE7	HE8	HE9	HE10	HE11	HE12	HE13	HE14	HE15	HE16	HE17	HE18	HE19	HE20	HE21	HE22	HE23	HE24
CINERGY.HUB	21.68	19.04	20.17	20.66	19.20	20.55	21.32	22.02	40.12	25.38	25.45	21.37	25.32	22.51	22.51	27.42	29.65	70.67	81.79	55.83	86.62	29.59	21.12	18.06
FE.HUB	21.89	19.12	20.28	20.70	18.70	19.83	21.30	20.50	37.53	25.18	25.41	21.62	25.65	22.83	22.84	27.75	30.11	68.42	82.79	56.23	87.08	29.87	21.34	18.27
ILLINOIS.HUB	20.51	18.24	19.29	19.72	18.30	19.55	20.24	20.87	38.17	24.27	24.43	20.57	24.39	21.65	21.64	26.31	28.44	67.75	79.04	54.16	84.11	28.76	20.48	17.42
MICHIGAN.HUB	22.86	19.70	20.92	21.52	19.91	21.31	22.07	22.77	41.21	26.01	26.27	22.08	26.18	23.35	23.38	28.42	30.84	73.72	84.64	57.40	88.89	30.55	21.87	18.87
MINN.HUB	-5.68	17.32	18.42	18.91	17.51	18.68	19.30	19.97	37.30	24.43	24.93	20.95	24.81	21.64	21.43	25.92	28.17	69.31	84.38	58.60	90.71	30.41	21.01	16.83
Forecasted(GW)	62.5	60.3	58.7	57.9	57.7	58.6	60.6	61.8	63.5	65.1	65.9	65.4	64.6	63.7	62.9	62.5	63.3	67.6	70.8	70.3	69.0	67.5	65.4	62.2
(RT) - (DA Load)	0.65	-0.37	-0.31	-0.55	-0.78	-1.12	-0.61	1.05	1.64	3.15	3.79	4.42	4.05	4.36	4.47	4.20	3.95	5.07	6.71	5.34	4.44	3.67	2.36	0.57



MISO Daily Report

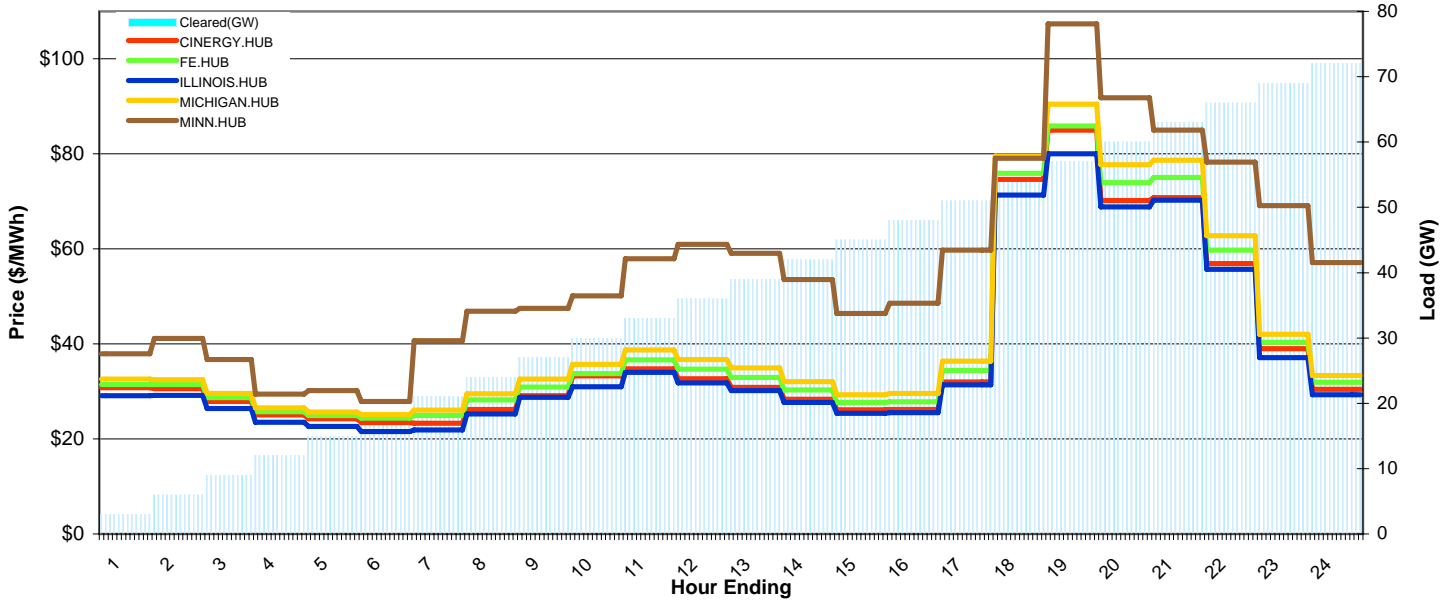
Delivery Day: Sunday, December 2, 2007

Price Color Codes:



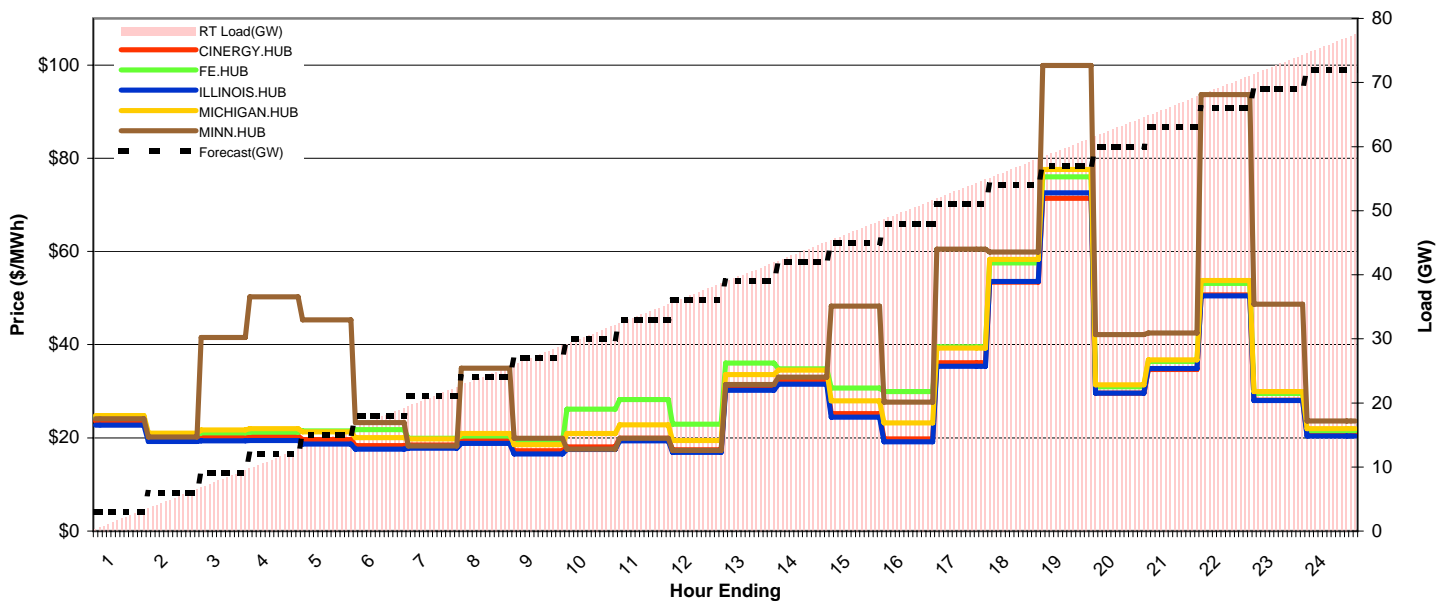
Day-Ahead Prices and Cleared Load

	HE1	HE2	HE3	HE4	HE5	HE6	HE7	HE8	HE9	HE10	HE11	HE12	HE13	HE14	HE15	HE16	HE17	HE18	HE19	HE20	HE21	HE22	HE23	HE24
CINERGY.HUB	30.80	30.59	27.89	25.07	24.22	23.47	23.32	26.19	29.08	33.28	34.74	32.70	30.82	28.34	26.15	26.19	32.02	74.65	85.00	70.16	70.82	56.92	38.97	30.47
FE.HUB	31.45	31.45	28.67	25.73	24.94	24.41	24.91	28.25	30.90	33.77	36.62	34.70	32.94	30.32	27.66	27.79	34.40	75.94	85.87	73.95	75.01	59.74	40.32	31.96
ILLINOIS.HUB	29.12	29.14	26.40	23.48	22.62	21.56	21.89	25.23	28.77	30.98	34.05	31.77	30.21	27.69	25.42	25.52	31.36	71.33	80.05	68.84	70.26	55.71	37.10	29.32
MICHIGAN.HUB	32.62	32.45	29.58	26.55	25.69	25.12	26.10	29.50	32.63	35.67	38.76	36.72	34.95	32.07	29.33	29.57	36.37	79.54	90.48	77.71	78.66	62.76	42.04	33.36
MINN.HUB	37.92	41.19	36.71	29.41	30.16	27.91	40.71	46.91	47.48	50.11	57.91	60.99	59.08	53.55	46.40	48.57	59.78	79.06	107.35	91.82	85.00	78.30	69.14	57.15
Cleared(GW)	3.0	6.0	9.0	12.0	15.0	18.0	21.0	24.0	27.0	30.0	33.0	36.0	39.0	42.0	45.0	48.0	51.0	54.0	57.0	60.0	63.0	66.0	69.0	72.0



Preliminary Real-Time Prices with Forecasted and Actual System Load

	HE1	HE2	HE3	HE4	HE5	HE6	HE7	HE8	HE9	HE10	HE11	HE12	HE13	HE14	HE15	HE16	HE17	HE18	HE19	HE20	HE21	HE22	HE23	HE24
CINERGY.HUB	23.61	19.96	20.34	20.41	19.65	18.31	18.50	19.55	17.26	18.04	19.89	17.43	31.03	32.41	25.21	19.77	36.10	53.45	71.40	29.59	34.67	50.67	28.11	20.73
FE.HUB	24.33	20.58	21.07	21.23	21.52	21.78	19.93	20.37	19.03	26.19	28.23	22.96	36.04	34.84	30.72	29.95	39.52	57.54	76.03	30.96	36.40	53.12	29.53	21.54
ILLINOIS.HUB	22.74	19.20	19.37	19.40	18.71	17.55	17.81	18.78	16.55	17.49	19.36	16.87	30.21	31.51	24.45	19.14	35.33	53.58	72.59	29.60	34.87	50.47	27.99	20.42
MICHIGAN.HUB	24.82	21.00	21.70	21.96	21.31	20.08	19.77	20.92	18.57	20.92	22.77	19.46	33.57	34.51	27.93	23.20	39.28	58.29	77.57	31.37	36.76	53.78	29.93	21.95
MINN.HUB	24.12	20.17	41.57	50.29	45.29	23.28	18.27	34.98	19.88	17.60	19.92	17.33	31.44	33.02	48.25	27.67	60.48	59.89	99.93	42.14	42.53	93.69	48.66	23.59
Forecasted(GW)	3.0	6.0	9.0	12.0	15.0	18.0	21.0	24.0	27.0	30.0	33.0	36.0	39.0	42.0	45.0	48.0	51.0	54.0	57.0	60.0	63.0	66.0	69.0	72.0
(RT) - (DA Load)	-1.25	-1.01	-0.90	-0.80	-0.56	-0.32	-0.07	0.16	0.41	0.65	0.88	1.13	1.37	1.61	1.85	2.09	2.33	2.57	2.80	3.04	3.29	3.52	3.77	4.01



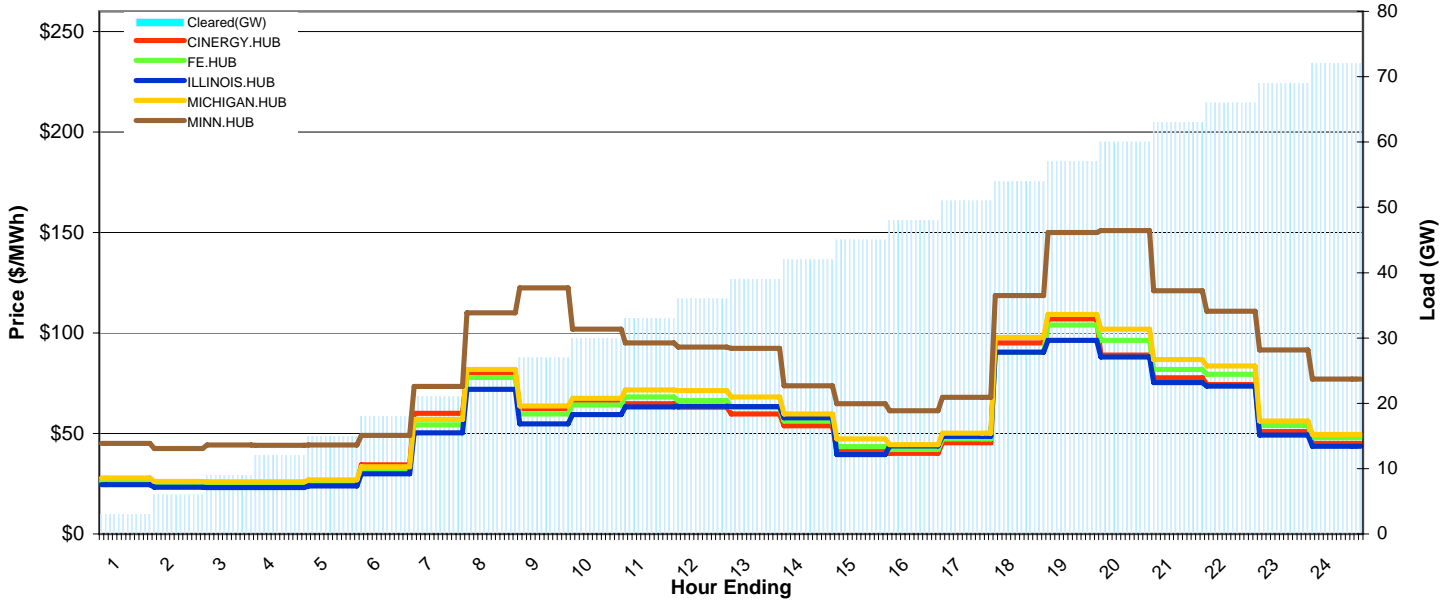
MISO Daily Report

Delivery Day: Monday, December 3, 2007

Price Color Codes: ≤0 ≥100 ≥200

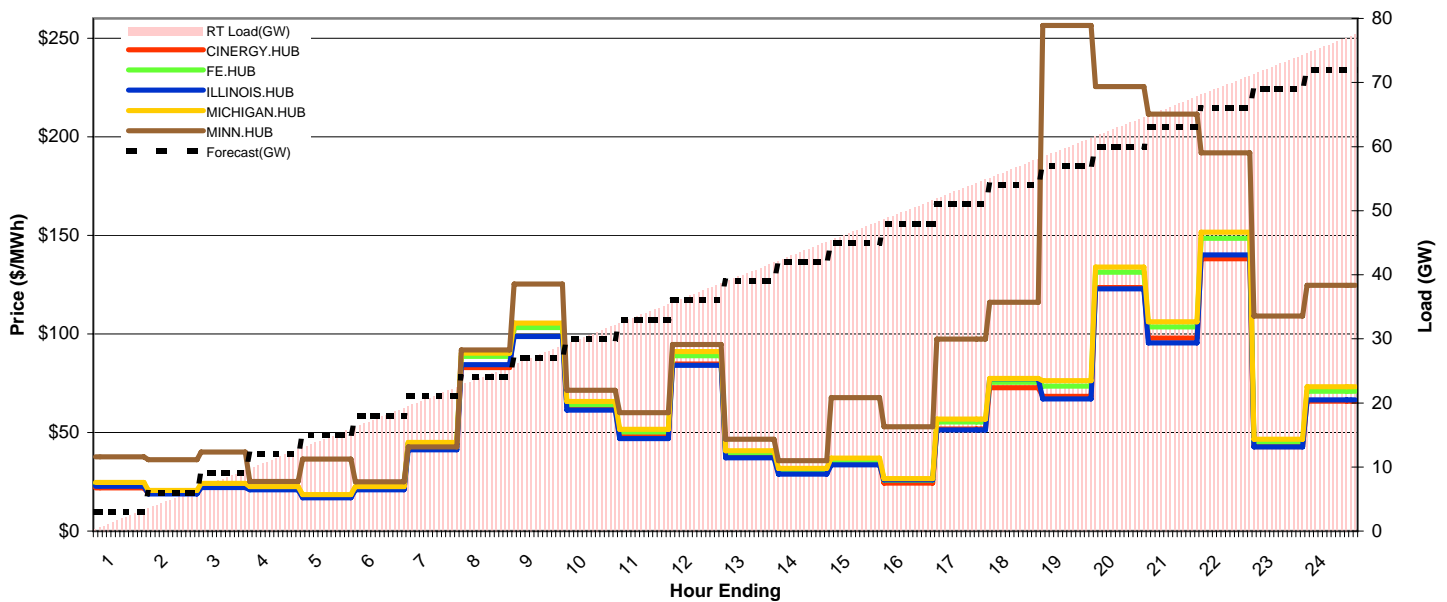
Day-Ahead Prices and Cleared Load

	HE1	HE2	HE3	HE4	HE5	HE6	HE7	HE8	HE9	HE10	HE11	HE12	HE13	HE14	HE15	HE16	HE17	HE18	HE19	HE20	HE21	HE22	HE23	HE24
CINERGY.HUB	25.66	24.10	23.99	24.07	25.00	34.35	60.00	80.00	62.45	66.14	64.74	63.03	59.71	53.87	41.36	40.12	45.30	95.00	106.97	89.00	77.74	74.31	51.00	45.08
FE.HUB	26.47	25.40	25.42	25.51	26.49	32.30	54.25	77.78	59.78	64.16	68.19	66.42	62.92	56.27	43.54	41.96	47.34	90.36	103.90	96.26	81.88	79.50	53.97	47.85
ILLINOIS.HUB	24.59	23.17	23.02	23.02	23.87	29.87	50.39	72.00	54.83	59.40	63.23	63.51	63.32	57.80	39.45	43.77	48.56	90.49	96.34	88.03	75.32	73.51	49.20	43.57
MICHIGAN.HUB	27.80	26.08	25.94	25.94	26.92	33.43	57.01	81.87	63.70	67.56	71.58	71.39	68.16	59.75	47.33	44.45	50.11	97.69	109.27	101.84	86.70	83.53	56.21	49.45
MINN.HUB	44.98	42.56	44.34	44.18	44.27	48.97	73.37	110.00	122.40	101.88	94.98	92.91	92.33	73.76	64.80	61.31	67.95	118.60	150.00	150.90	121.05	110.79	91.56	77.10
Cleared(GW)	3.0	6.0	9.0	12.0	15.0	18.0	21.0	24.0	27.0	30.0	33.0	36.0	39.0	42.0	45.0	48.0	51.0	54.0	57.0	60.0	63.0	66.0	69.0	72.0



Preliminary Real-Time Prices with Forecasted and Actual System Load

	HE1	HE2	HE3	HE4	HE5	HE6	HE7	HE8	HE9	HE10	HE11	HE12	HE13	HE14	HE15	HE16	HE17	HE18	HE19	HE20	HE21	HE22	HE23	HE24
CINERGY.HUB	21.97	19.23	22.26	21.23	17.33	21.32	44.15	82.97	103.40	62.75	47.80	84.72	38.76	29.80	34.17	24.32	51.80	72.67	68.28	123.46	97.81	138.18	42.86	65.92
FE.HUB	24.15	20.20	23.43	22.03	18.04	22.23	44.42	88.54	103.14	64.17	50.36	88.92	39.72	30.97	35.94	25.83	55.29	75.53	73.48	131.27	103.58	148.46	45.32	70.92
ILLINOIS.HUB	22.79	18.83	22.08	20.88	16.85	20.89	41.20	84.38	98.70	61.42	46.87	84.15	37.18	28.92	33.55	25.94	51.30	77.19	66.98	122.88	95.49	140.06	42.64	66.55
MICHIGAN.HUB	24.70	20.67	24.17	22.62	18.48	22.59	45.00	90.17	105.44	65.70	51.61	90.99	40.79	31.83	37.07	26.56	56.87	77.34	76.20	133.93	106.15	151.59	46.58	73.15
MINN.HUB	37.61	36.21	40.04	25.18	36.58	24.96	42.74	91.80	125.22	71.49	60.02	94.67	46.61	35.64	67.63	52.91	97.34	116.09	256.51	225.39	211.41	191.82	109.11	124.57
Forecasted(GW)	3.0	6.0	9.0	12.0	15.0	18.0	21.0	24.0	27.0	30.0	33.0	36.0	39.0	42.0	45.0	48.0	51.0	54.0	57.0	60.0	63.0	66.0	69.0	72.0
(RT) - (DA Load)	-1.25	-1.01	-0.90	-0.80	-0.56	-0.32	-0.07	0.16	0.41	0.65	0.88	1.13	1.37	1.61	1.85	2.09	2.33	2.57	2.80	3.04	3.29	3.52	3.77	4.01



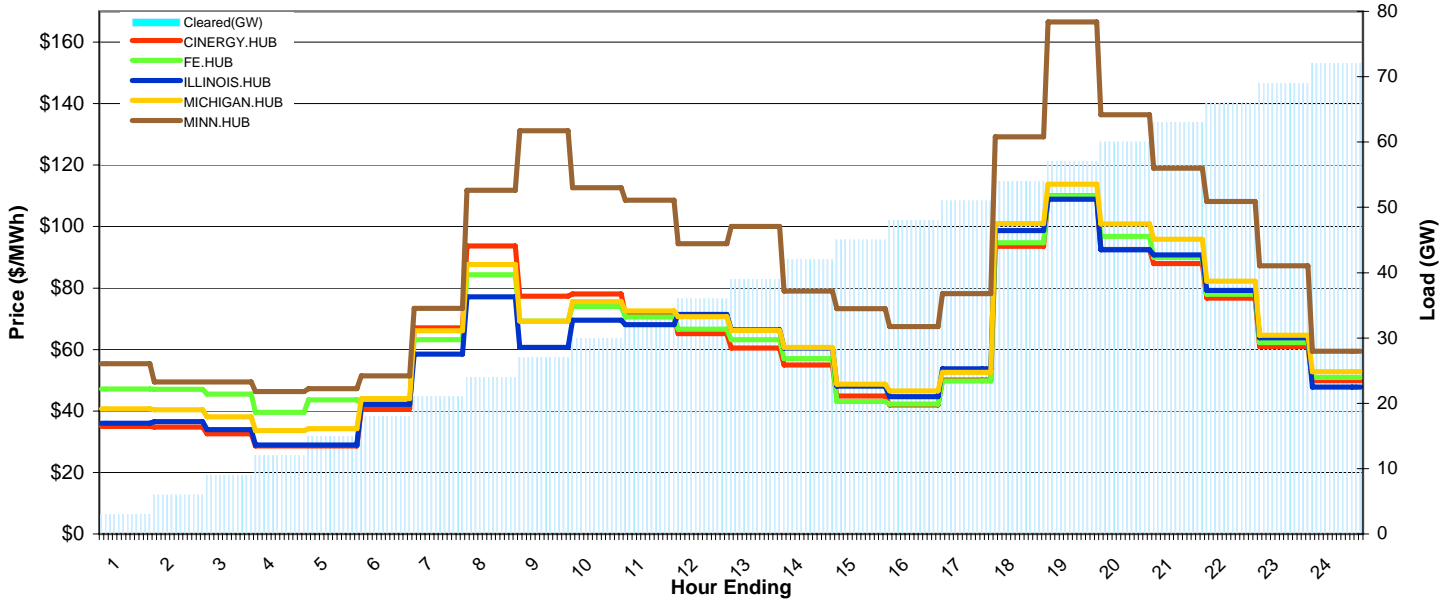
MISO Daily Report

Delivery Day: Tuesday, December 4, 2007

Price Color Codes: ≤0 ≥100 ≥200

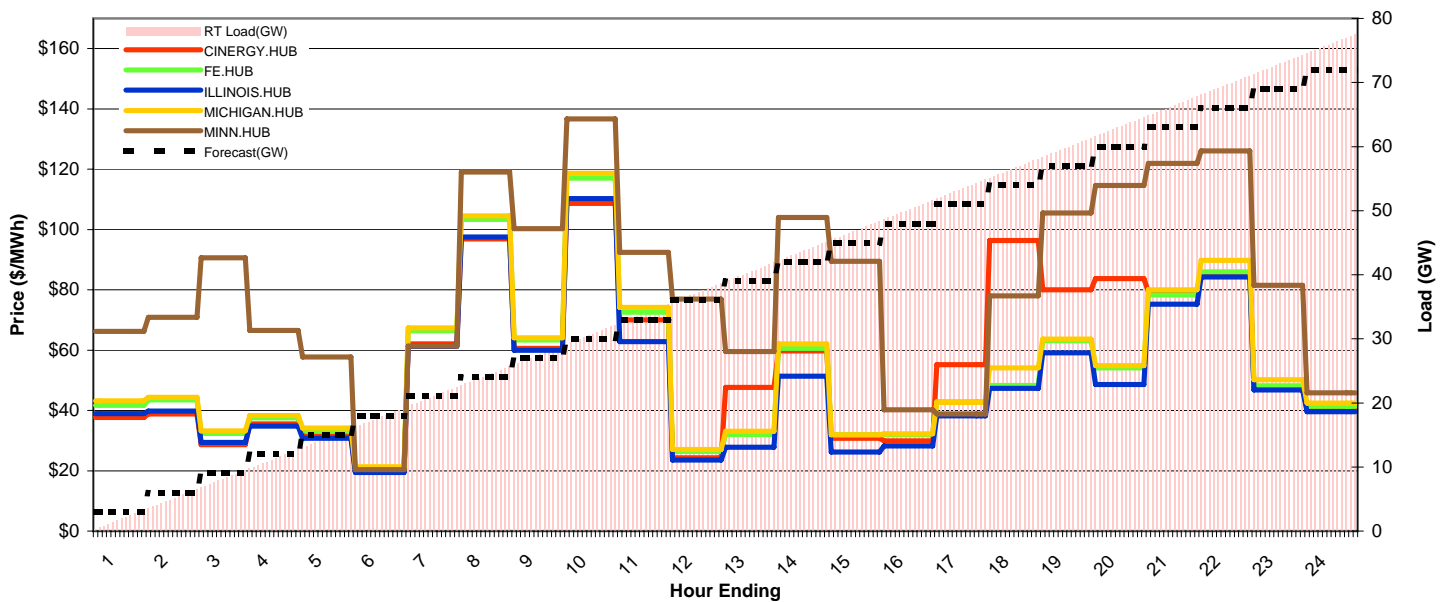
Day-Ahead Prices and Cleared Load

	HE1	HE2	HE3	HE4	HE5	HE6	HE7	HE8	HE9	HE10	HE11	HE12	HE13	HE14	HE15	HE16	HE17	HE18	HE19	HE20	HE21	HE22	HE23	HE24
CINERGY.HUB	35.00	34.81	32.54	28.59	28.63	40.81	67.09	93.69	77.36	78.04	71.25	65.15	60.53	55.00	44.91	41.99	50.04	93.59	110.00	92.59	87.98	76.76	60.97	49.83
FE.HUB	47.20	47.09	45.48	39.53	43.65	42.22	63.15	84.36	69.24	73.98	70.63	66.64	63.16	57.10	43.05	42.31	49.77	94.73	110.05	96.86	89.90	77.94	62.27	50.92
ILLINOIS.HUB	36.01	36.54	33.93	28.95	28.99	42.16	58.49	77.11	60.72	69.51	68.13	71.41	66.44	60.52	48.10	44.69	53.76	98.74	108.89	92.47	90.74	79.21	63.77	47.74
MICHIGAN.HUB	40.68	40.41	38.15	33.63	34.28	44.06	66.10	87.66	69.27	75.53	72.61	70.70	66.24	60.65	48.77	46.52	52.53	101.02	113.83	100.92	95.92	82.19	64.63	52.78
MINN.HUB	55.35	49.44	49.50	46.32	47.31	51.44	73.37	111.83	131.22	112.67	108.53	94.39	100.00	78.97	73.29	67.47	78.14	129.14	166.55	136.38	119.03	108.15	87.21	59.47
Cleared(GW)	3.0	6.0	9.0	12.0	15.0	18.0	21.0	24.0	27.0	30.0	33.0	36.0	39.0	42.0	45.0	48.0	51.0	54.0	57.0	60.0	63.0	66.0	69.0	72.0



Preliminary Real-Time Prices with Forecasted and Actual System Load

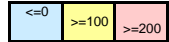
	HE1	HE2	HE3	HE4	HE5	HE6	HE7	HE8	HE9	HE10	HE11	HE12	HE13	HE14	HE15	HE16	HE17	HE18	HE19	HE20	HE21	HE22	HE23	HE24
CINERGY.HUB	37.64	38.79	28.63	35.52	31.54	19.71	62.11	96.84	60.58	108.64	70.02	24.26	47.63	59.76	30.78	29.95	55.20	96.40	80.00	83.70	79.34	85.58	47.64	40.32
FE.HUB	41.73	43.48	32.36	37.59	33.36	20.93	66.47	103.36	63.39	117.02	72.60	26.44	32.00	60.63	31.92	31.89	42.92	48.32	63.11	54.14	78.36	85.92	48.13	41.40
ILLINOIS.HUB	38.94	39.81	29.41	34.78	30.74	19.45	61.19	97.47	59.91	110.23	62.78	23.51	27.83	51.37	26.25	28.23	38.18	47.38	59.09	48.55	75.27	84.27	46.77	39.56
MICHIGAN.HUB	43.21	44.41	33.26	38.34	34.13	21.29	67.36	104.56	64.06	118.59	74.18	27.03	33.12	62.11	31.96	32.31	42.70	54.08	63.72	54.83	79.99	89.79	50.21	42.49
MINN.HUB	66.26	70.85	90.59	66.49	57.76	20.41	61.38	119.05	100.33	136.70	92.47	76.94	59.50	103.96	89.48	40.18	38.79	78.01	105.45	114.65	121.91	126.09	81.46	45.83
Forecasted(GW)	3.0	6.0	9.0	12.0	15.0	18.0	21.0	24.0	27.0	30.0	33.0	36.0	39.0	42.0	45.0	48.0	51.0	54.0	57.0	60.0	63.0	66.0	69.0	72.0
(RT) - (DA Load)	-1.25	-1.01	-0.90	-0.80	-0.56	-0.32	-0.07	0.16	0.41	0.65	0.88	1.13	1.37	1.61	1.85	2.09	2.33	2.57	2.80	3.04	3.29	3.52	3.77	4.01



MISO Daily Report

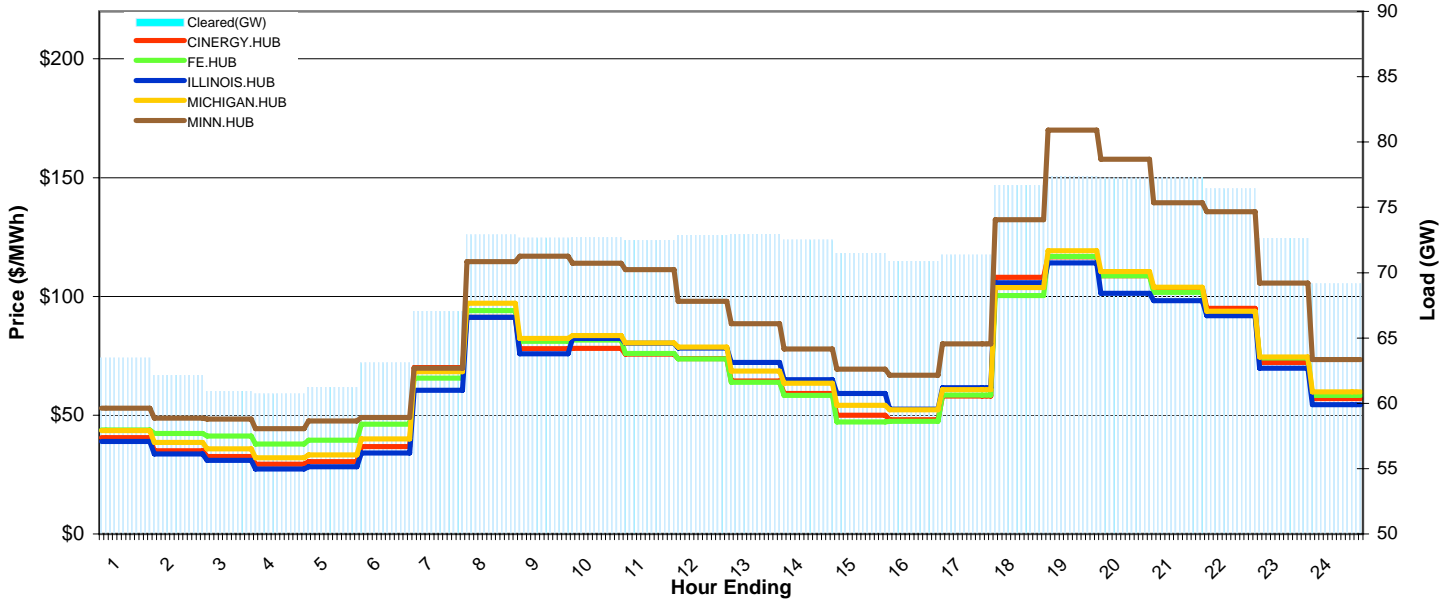
Delivery Day: Wednesday, December 5, 2007

Price Color Codes:



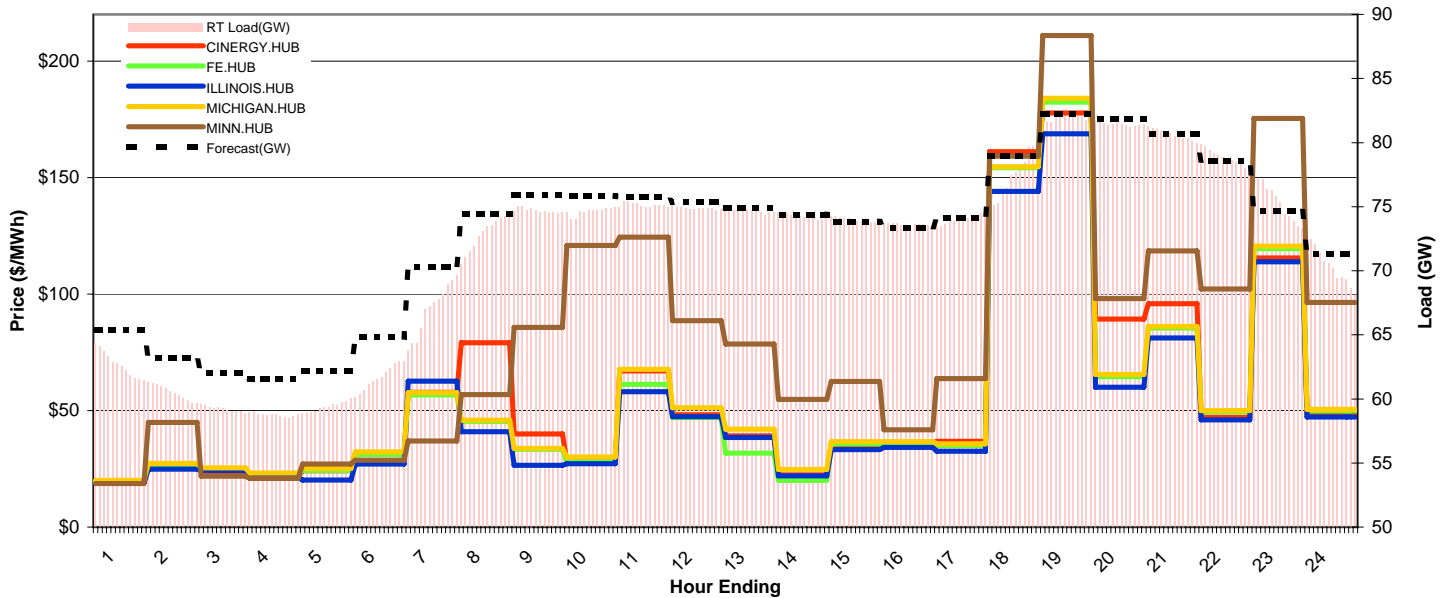
Day-Ahead Prices and Cleared Load

	HE1	HE2	HE3	HE4	HE5	HE6	HE7	HE8	HE9	HE10	HE11	HE12	HE13	HE14	HE15	HE16	HE17	HE18	HE19	HE20	HE21	HE22	HE23	HE24
CINERGY.HUB	40.54	35.00	32.66	29.35	30.51	36.76	70.00	91.14	77.96	78.19	75.74	73.76	64.40	59.17	50.00	48.13	58.12	108.00	116.73	108.77	103.59	95.00	72.18	56.96
FE.HUB	43.80	42.27	41.25	37.80	39.52	46.19	65.57	94.03	81.16	81.67	75.92	73.63	63.91	58.29	47.21	47.43	58.50	100.35	116.87	108.78	101.72	92.47	74.15	58.29
ILLINOIS.HUB	38.92	33.69	30.93	27.35	28.26	34.15	60.43	91.15	75.90	82.34	80.34	78.30	72.24	64.87	59.21	52.56	61.61	105.72	114.15	101.31	98.20	91.83	69.73	54.40
MICHIGAN.HUB	43.52	38.49	35.80	32.05	33.27	39.96	68.34	97.17	82.25	83.51	80.39	78.62	68.53	63.46	54.10	52.27	60.74	103.80	119.17	110.53	103.91	93.75	74.51	59.81
MINN.HUB	52.92	48.76	48.30	44.31	47.52	49.06	69.73	114.65	116.89	113.99	111.24	97.89	88.51	77.93	69.32	66.82	80.00	132.26	170.06	157.71	139.38	135.63	105.56	73.40
Cleared(GW)	63.5	62.1	60.9	60.7	61.2	63.1	67.0	72.9	72.7	72.7	72.5	72.9	72.9	72.5	71.5	70.9	71.4	76.7	77.4	77.3	77.3	76.4	72.6	69.1



Preliminary Real-Time Prices with Forecasted and Actual System Load

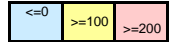
	HE1	HE2	HE3	HE4	HE5	HE6	HE7	HE8	HE9	HE10	HE11	HE12	HE13	HE14	HE15	HE16	HE17	HE18	HE19	HE20	HE21	HE22	HE23	HE24
CINERGY.HUB	18.98	25.52	23.96	21.81	24.15	31.58	57.84	79.16	40.02	27.98	66.95	48.18	39.07	22.41	34.72	35.79	36.84	161.14	177.64	89.26	95.88	47.07	115.45	48.35
FE.HUB	19.51	26.46	24.68	22.48	24.28	31.15	56.71	45.32	33.32	28.04	61.26	46.93	31.78	20.00	35.68	36.03	34.99	154.22	182.34	64.51	85.45	49.39	119.46	49.87
ILLINOIS.HUB	18.87	24.92	24.26	21.24	20.18	27.11	62.60	40.98	26.46	27.24	58.09	47.40	38.44	21.99	33.27	34.14	32.50	144.03	168.72	60.02	81.17	45.96	113.78	47.21
MICHIGAN.HUB	20.10	27.31	25.36	23.18	25.11	32.21	57.64	45.88	33.80	30.05	67.68	51.17	41.98	24.75	36.63	36.61	35.64	154.62	183.99	65.47	86.13	49.92	120.54	50.57
MINN.HUB	18.62	44.87	21.89	20.81	27.01	28.72	36.93	56.88	85.76	120.84	124.46	88.57	78.50	54.83	62.46	41.69	63.69	159.23	210.96	98.02	118.50	102.16	175.38	96.34
Forecasted(GW)	65.4	63.2	62.0	61.5	62.1	64.8	70.3	74.4	75.9	75.8	75.7	75.4	74.9	74.4	73.8	73.4	74.1	79.0	82.3	81.9	80.6	78.5	74.7	71.3
(RT) - (DA Load)	-0.77	-1.63	-1.70	-1.99	-1.88	-1.45	-0.11	-0.03	2.03	1.93	2.64	2.02	1.71	1.76	2.47	2.70	2.58	0.71	4.52	4.17	3.31	2.35	2.74	1.28



MISO Daily Report

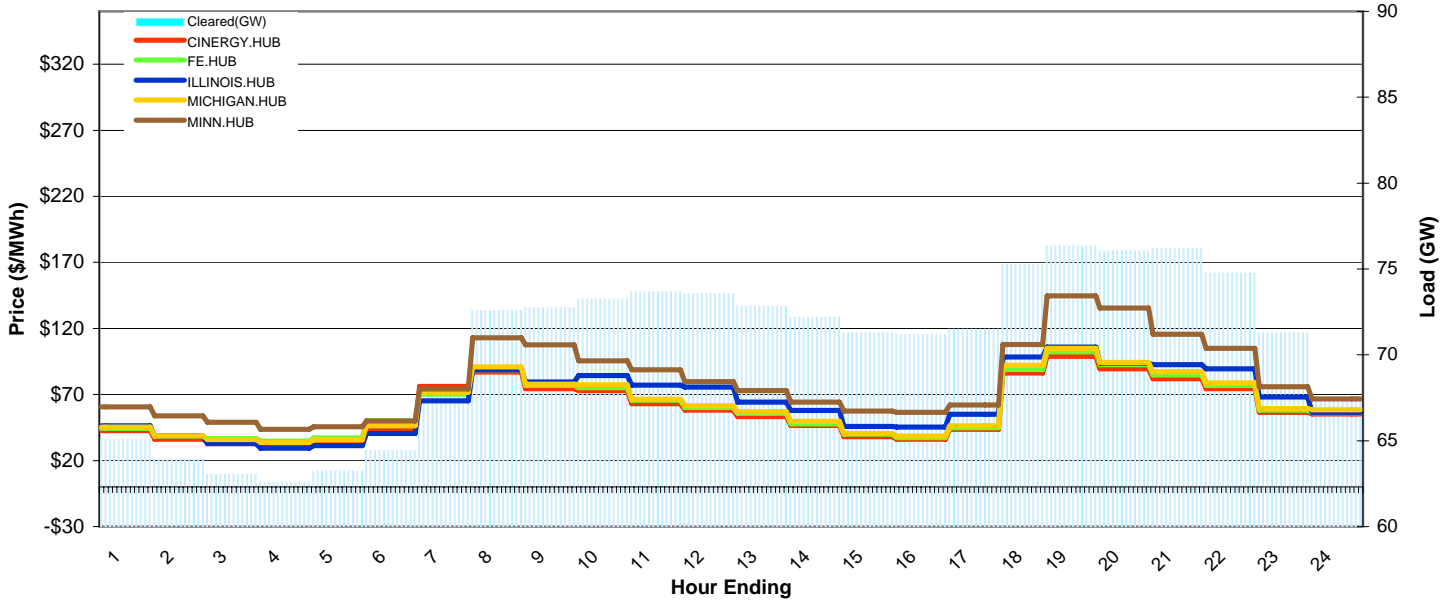
Delivery Day: Thursday, December 6, 2007

Price Color Codes:



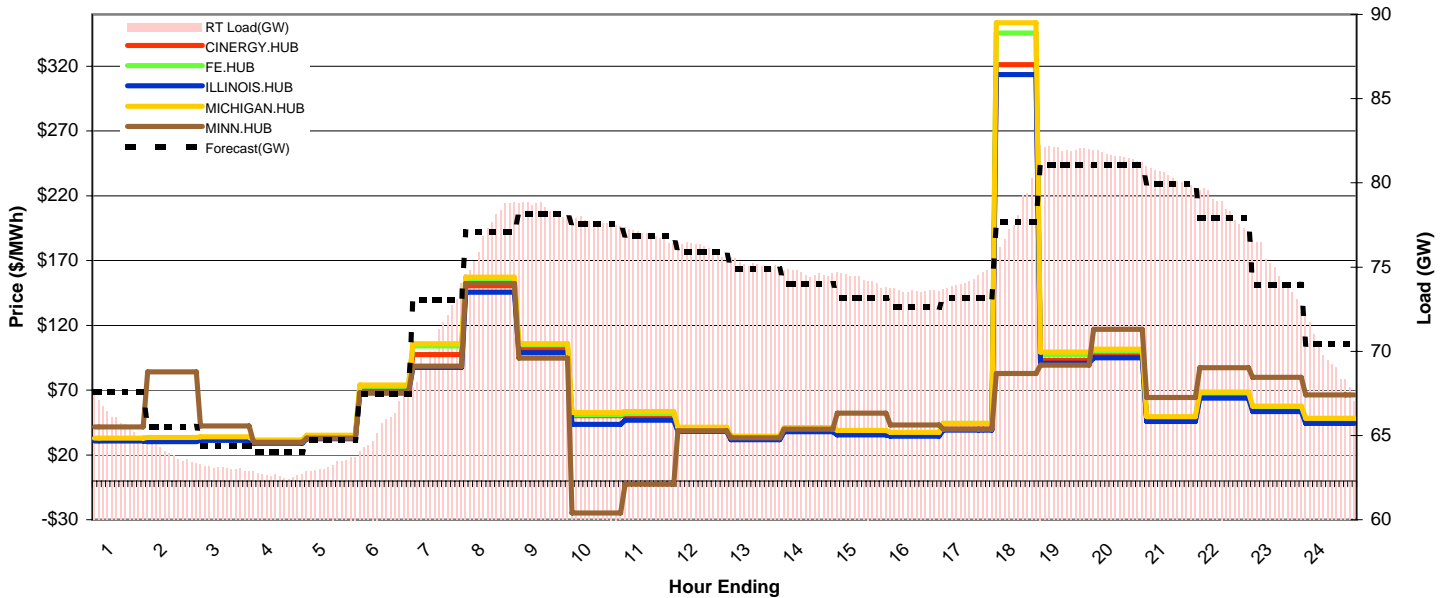
Day-Ahead Prices and Cleared Load

	HE1	HE2	HE3	HE4	HE5	HE6	HE7	HE8	HE9	HE10	HE11	HE12	HE13	HE14	HE15	HE16	HE17	HE18	HE19	HE20	HE21	HE22	HE23	HE24
CINERGY.HUB	42.74	36.12	33.77	31.20	33.14	42.74	76.04	87.09	74.31	72.83	63.01	58.23	53.35	46.64	38.01	36.17	43.53	86.26	98.91	89.40	82.02	74.38	56.40	55.31
FE.HUB	44.25	38.34	36.61	34.60	37.16	50.28	70.22	88.79	76.83	75.03	65.79	60.06	55.64	47.79	39.93	37.25	44.88	88.82	102.21	92.65	84.86	76.88	58.07	56.20
ILLINOIS.HUB	46.19	38.49	32.72	29.42	31.35	40.40	65.11	88.63	79.47	84.40	77.03	75.51	64.23	57.85	45.92	45.30	55.12	98.30	105.94	93.88	92.59	89.47	68.06	56.42
MICHIGAN.HUB	45.41	38.66	35.99	33.61	35.62	46.36	71.82	90.82	77.90	77.36	66.42	61.63	56.95	49.75	40.43	38.54	46.23	92.15	104.87	94.26	87.21	78.75	59.36	58.37
MINN.HUB	60.52	53.93	49.02	43.62	45.66	50.00	74.05	112.92	107.54	95.37	88.58	79.68	72.86	64.11	57.36	56.40	62.17	107.72	144.66	135.34	115.66	105.03	75.92	66.77
Cleared(GW)	65.1	63.9	63.0	62.6	63.2	64.4	67.6	72.6	72.7	73.2	73.7	73.6	72.8	72.2	71.3	71.2	71.5	75.3	76.3	76.1	76.2	74.8	71.3	67.5



Preliminary Real-Time Prices with Forecasted and Actual System Load

	HE1	HE2	HE3	HE4	HE5	HE6	HE7	HE8	HE9	HE10	HE11	HE12	HE13	HE14	HE15	HE16	HE17	HE18	HE19	HE20	HE21	HE22	HE23	HE24
CINERGY.HUB	31.66	31.52	32.41	30.09	33.61	70.77	97.55	150.43	101.55	50.37	50.52	39.09	32.54	39.10	36.59	35.48	39.90	321.17	92.90	96.36	46.63	65.36	55.01	45.79
FE.HUB	32.47	32.59	33.35	30.93	34.64	72.93	104.21	155.68	105.07	50.97	52.04	40.80	33.79	40.55	38.18	36.91	44.34	345.59	97.50	100.71	49.04	67.69	56.80	47.14
ILLINOIS.HUB	30.74	30.27	31.30	28.98	32.47	67.81	87.53	145.55	98.83	43.53	46.88	38.09	31.64	38.03	35.40	34.45	39.12	313.64	90.87	94.92	45.89	63.87	53.57	44.26
MICHIGAN.HUB	33.04	33.38	34.05	31.54	35.26	73.99	105.80	157.13	105.96	52.69	53.45	41.26	34.36	41.17	39.01	37.54	44.34	353.49	99.32	101.77	49.64	68.56	57.72	48.30
MINN.HUB	41.71	84.04	42.37	29.68	32.86	68.13	88.52	152.40	94.66	-24.88	-2.49	38.56	33.23	39.79	52.18	43.17	39.92	82.76	89.41	117.07	64.23	87.41	79.80	66.43
Forecasted(GW)	67.6	65.5	64.4	64.0	64.7	67.5	73.0	77.1	78.2	77.5	76.9	75.9	74.9	74.0	73.1	72.6	73.2	77.7	81.1	81.0	80.0	77.9	74.0	70.4
(RT) - (DA Load)	0.89	0.00	0.01	0.03	0.00	1.27	3.19	4.51	5.75	4.43	3.21	2.56	2.31	2.44	2.96	2.41	2.71	2.93	5.69	5.51	4.12	3.71	3.41	2.03



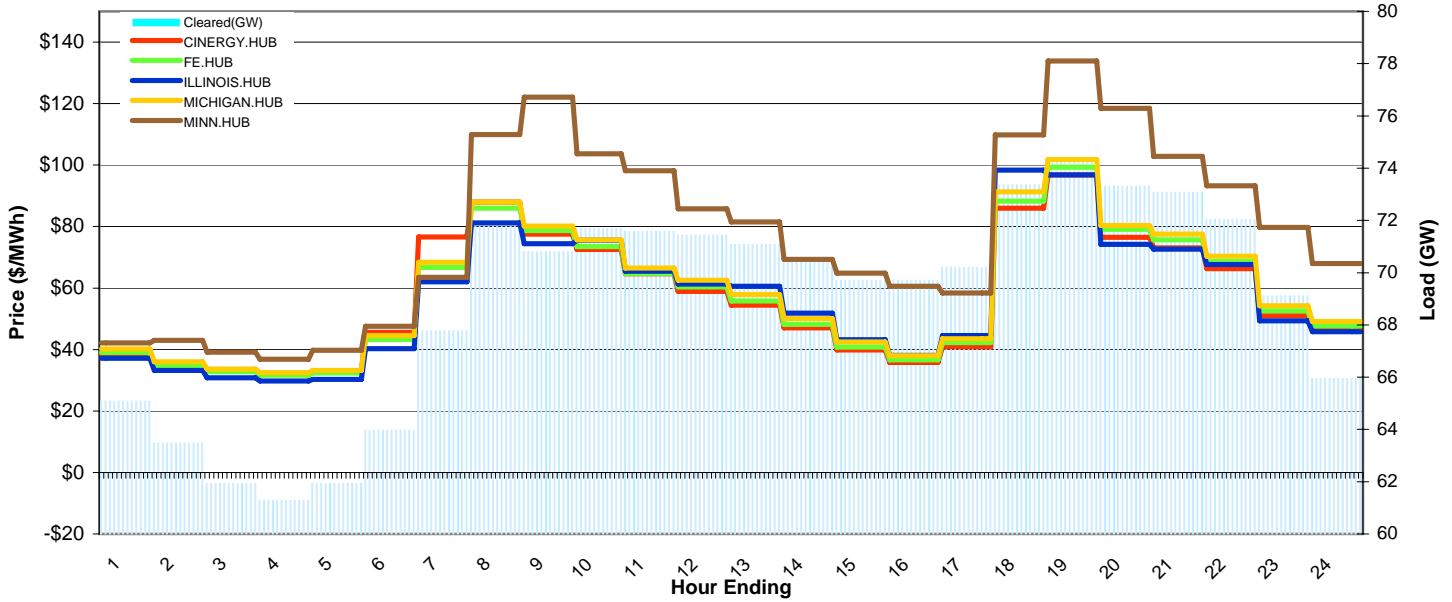
MISO Daily Report

Delivery Day: Friday, December 7, 2007

Price Color Codes: ≤0 ≥100 ≥200

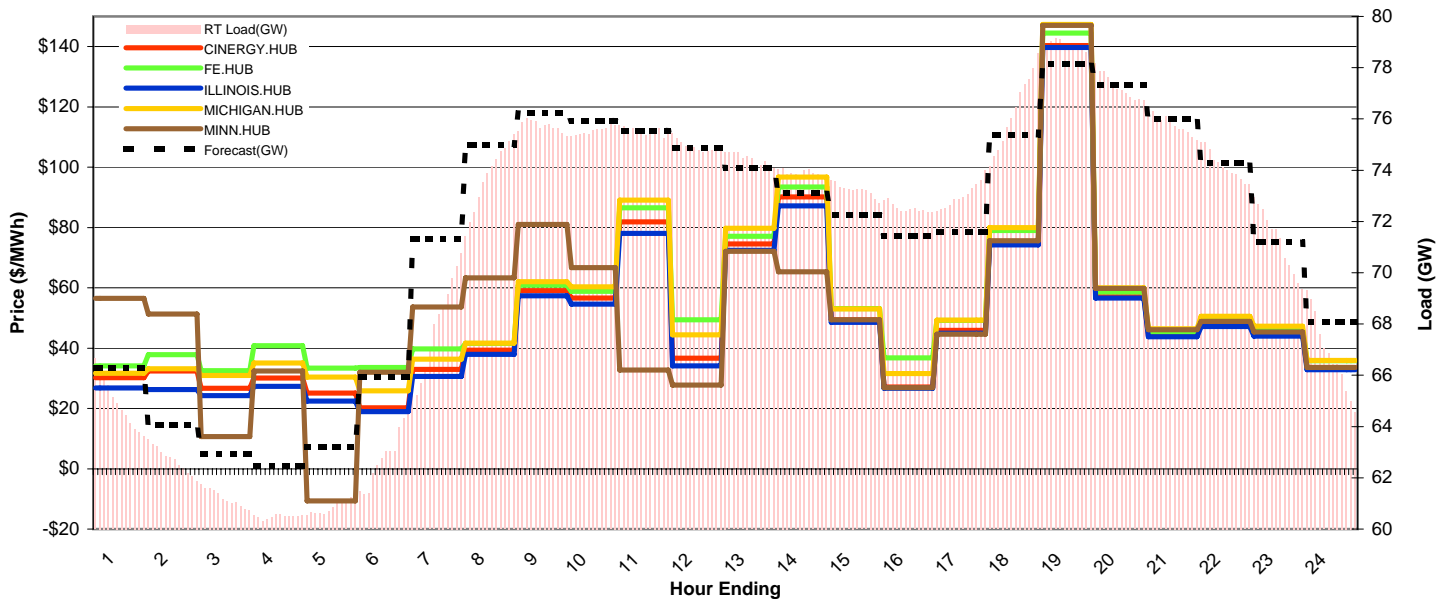
Day-Ahead Prices and Cleared Load

	HE1	HE2	HE3	HE4	HE5	HE6	HE7	HE8	HE9	HE10	HE11	HE12	HE13	HE14	HE15	HE16	HE17	HE18	HE19	HE20	HE21	HE22	HE23	HE24
CINERGY.HUB	38.45	34.35	33.51	32.15	32.83	45.55	76.60	87.97	77.56	72.54	64.62	58.94	54.43	47.06	39.89	35.77	40.94	86.01	96.81	76.55	73.08	66.32	50.99	46.30
FE.HUB	39.04	34.79	32.74	31.63	32.34	43.34	66.71	86.02	78.71	73.48	64.69	60.38	55.77	48.22	40.83	36.68	42.23	88.27	99.30	79.09	75.66	68.60	52.57	47.65
ILLINOIS.HUB	37.16	33.24	30.78	29.71	30.30	40.28	62.04	81.23	74.40	75.58	65.45	61.31	60.62	51.85	43.16	38.09	44.54	98.34	96.80	74.22	72.70	67.70	49.30	45.75
MICHIGAN.HUB	40.17	35.97	33.66	32.47	33.17	44.55	68.38	87.91	80.16	75.69	66.53	62.56	57.92	50.05	42.44	37.99	43.49	91.25	101.78	80.39	77.51	70.39	54.22	49.09
MINN.HUB	42.11	42.96	39.08	36.82	39.79	47.60	63.49	109.92	122.08	103.66	98.15	85.72	81.45	69.30	64.88	60.59	58.42	109.85	133.85	118.43	102.82	93.24	79.75	67.96
Cleared(GW)	65.1	63.5	61.9	61.3	61.9	64.0	67.8	71.9	70.8	71.7	71.6	71.4	71.1	70.6	69.7	69.7	70.2	73.4	74.3	73.3	73.1	72.0	69.1	66.0



Preliminary Real-Time Prices with Forecasted and Actual System Load

	HE1	HE2	HE3	HE4	HE5	HE6	HE7	HE8	HE9	HE10	HE11	HE12	HE13	HE14	HE15	HE16	HE17	HE18	HE19	HE20	HE21	HE22	HE23	HE24
CINERGY.HUB	30.22	32.44	26.74	30.06	25.12	20.27	32.92	39.34	59.10	56.61	81.88	36.62	74.51	90.18	49.43	27.12	45.88	75.43	140.34	57.09	44.25	47.88	44.77	33.61
FE.HUB	34.07	37.79	32.57	40.77	33.42	33.54	39.71	41.58	60.87	58.88	86.56	49.40	77.11	93.39	53.09	36.74	49.15	79.01	144.46	58.63	45.41	49.16	46.10	35.85
ILLINOIS.HUB	26.84	26.31	24.25	27.30	22.47	18.96	30.57	37.93	57.39	54.60	78.00	34.15	72.38	87.17	48.54	26.71	44.95	74.21	139.67	56.59	43.73	47.21	44.02	32.87
MICHIGAN.HUB	31.72	33.12	30.89	35.04	30.41	25.81	36.35	41.68	62.05	60.37	89.05	44.44	79.72	96.69	53.03	31.62	49.31	80.00	147.39	59.98	46.42	50.53	47.23	35.88
MINN.HUB	56.51	51.27	10.62	32.38	-10.61	31.99	53.62	63.27	80.99	66.75	32.73	27.72	72.12	65.33	49.36	26.91	44.67	75.61	147.03	59.76	46.14	48.86	45.34	33.57
Forecasted(GW)	66.3	64.1	62.9	62.5	63.2	65.9	71.3	75.0	76.2	75.9	75.5	74.9	74.1	73.1	72.2	71.4	71.6	75.4	78.1	77.3	76.0	74.3	71.2	68.1
(RT) - (DA Load)	-0.16	-0.78	-0.72	-0.79	-1.06	-1.15	0.09	1.79	4.91	3.85	4.01	3.50	3.35	3.31	3.53	2.82	2.81	2.91	4.52	3.97	2.73	2.14	2.11	0.89



MISO Daily Report

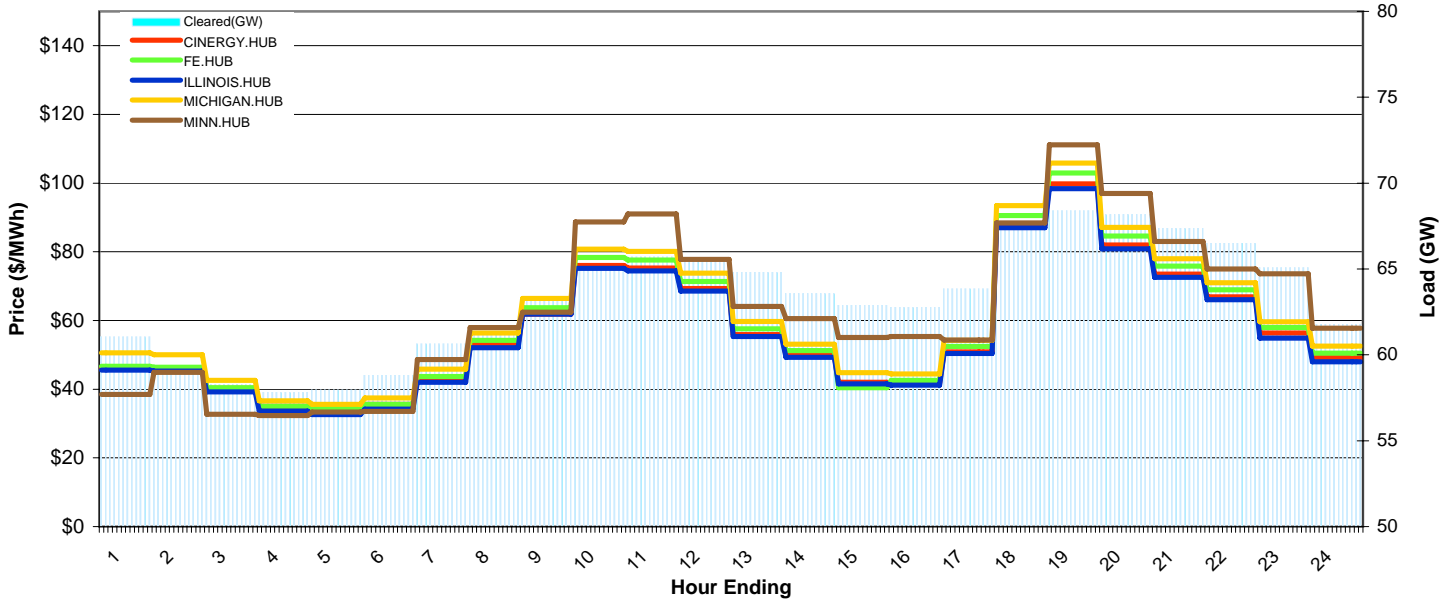
Delivery Day: Saturday, December 8, 2007

Price Color Codes:

≤0	≥100	≥200
----	------	------

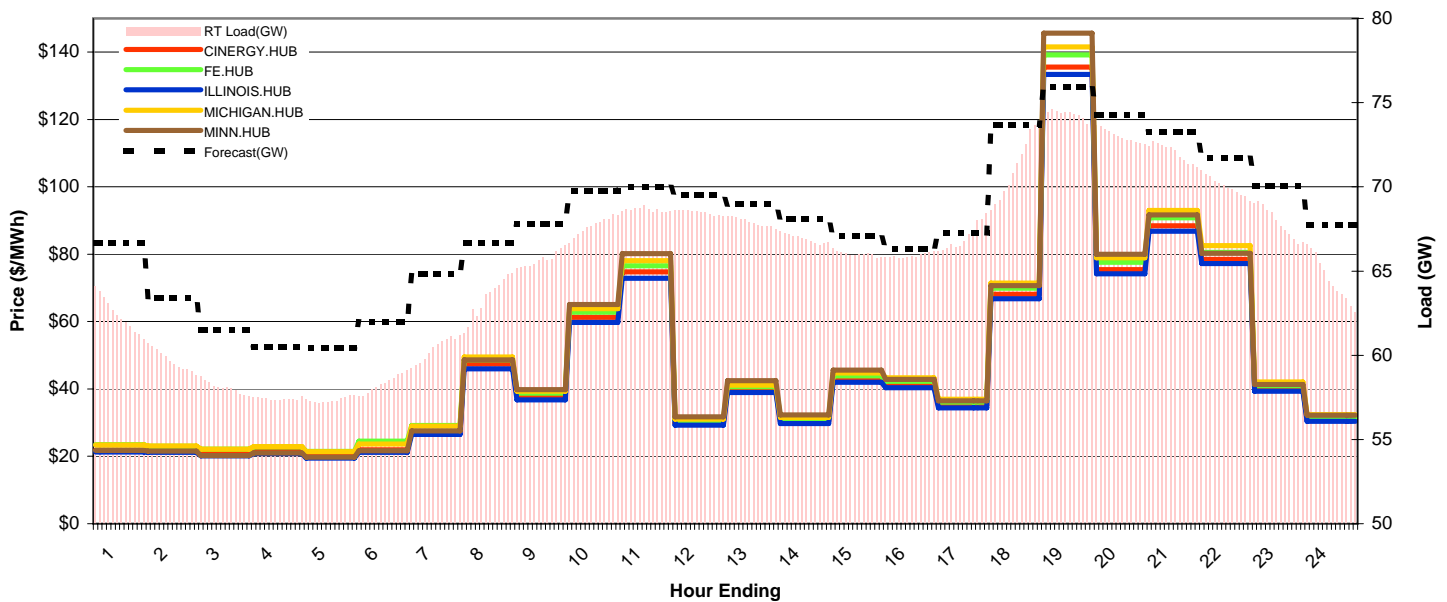
Day-Ahead Prices and Cleared Load

	HE1	HE2	HE3	HE4	HE5	HE6	HE7	HE8	HE9	HE10	HE11	HE12	HE13	HE14	HE15	HE16	HE17	HE18	HE19	HE20	HE21	HE22	HE23	HE24
CINERGY.HUB	46.27	46.10	40.29	35.00	34.08	35.63	43.22	53.00	61.83	75.98	75.28	69.30	55.90	49.81	42.00	41.72	50.85	87.88	99.76	81.97	73.47	66.85	56.35	49.23
FE.HUB	46.71	46.37	40.41	35.01	34.51	35.62	43.71	54.27	63.73	78.33	77.60	71.38	57.54	51.28	40.48	42.57	52.49	90.53	102.94	84.63	75.81	68.98	57.91	50.52
ILLINOIS.HUB	45.53	45.30	39.23	33.59	32.60	34.21	41.99	52.09	61.87	75.22	74.40	68.58	55.34	49.28	41.55	41.22	50.41	87.01	98.43	80.85	72.54	66.02	54.85	47.97
MICHIGAN.HUB	50.59	50.00	42.60	36.57	35.55	37.49	45.84	56.41	66.40	80.81	80.10	73.81	59.68	53.15	44.81	44.47	54.25	93.43	105.86	87.07	77.99	70.98	59.60	52.55
MINN.HUB	38.45	44.93	32.71	32.29	33.32	33.56	48.62	57.91	62.40	88.66	91.00	77.81	64.12	60.56	55.07	55.37	54.31	88.39	111.18	97.01	83.01	74.97	73.57	57.78
Cleared(GW)	61.0	59.4	58.3	57.8	58.0	58.8	60.6	61.4	63.1	65.3	65.7	65.6	64.8	63.6	62.9	62.8	63.9	67.7	68.4	68.2	67.4	66.5	65.1	61.8



Preliminary Real-Time Prices with Forecasted and Actual System Load

	HE1	HE2	HE3	HE4	HE5	HE6	HE7	HE8	HE9	HE10	HE11	HE12	HE13	HE14	HE15	HE16	HE17	HE18	HE19	HE20	HE21	HE22	HE23	HE24
CINERGY.HUB	21.86	21.80	20.77	21.51	20.08	21.90	27.35	47.39	37.73	61.29	74.73	29.84	39.67	30.37	42.88	41.33	35.19	68.09	135.58	75.45	88.41	78.44	39.94	30.89
FE.HUB	23.47	22.95	22.18	22.76	21.51	24.48	29.13	48.60	38.75	62.79	76.57	30.63	40.66	31.11	43.90	42.32	36.08	69.95	139.21	77.59	90.84	80.54	40.91	31.52
ILLINOIS.HUB	21.29	21.19	20.10	20.81	19.44	21.20	26.47	46.01	36.72	59.72	72.86	29.23	38.98	29.78	41.99	40.39	34.39	66.74	133.34	74.18	86.79	77.19	39.29	30.37
MICHIGAN.HUB	23.39	23.13	22.18	22.85	21.41	23.64	28.99	49.50	39.35	63.82	78.04	31.09	41.11	31.52	44.75	43.31	36.95	71.47	141.52	78.95	93.00	82.59	42.08	32.39
MINN.HUB	21.78	21.54	20.19	21.03	19.77	21.67	27.52	48.67	39.76	65.10	80.20	31.77	42.47	32.30	45.63	42.87	36.49	70.64	145.64	80.00	91.68	80.29	41.37	32.25
Forecasted(GW)	66.7	63.4	61.5	60.5	60.5	62.0	64.8	66.6	67.8	69.8	70.0	69.5	69.0	68.1	67.1	66.3	67.2	73.7	76.0	74.3	73.2	71.7	70.0	67.7
(RT) - (DA Load)	1.36	0.33	-0.19	-0.39	-0.61	-0.52	-0.28	1.99	2.54	2.34	2.94	2.89	3.11	3.37	3.12	3.15	3.15	3.46	5.84	4.86	4.65	3.54	2.83	2.74



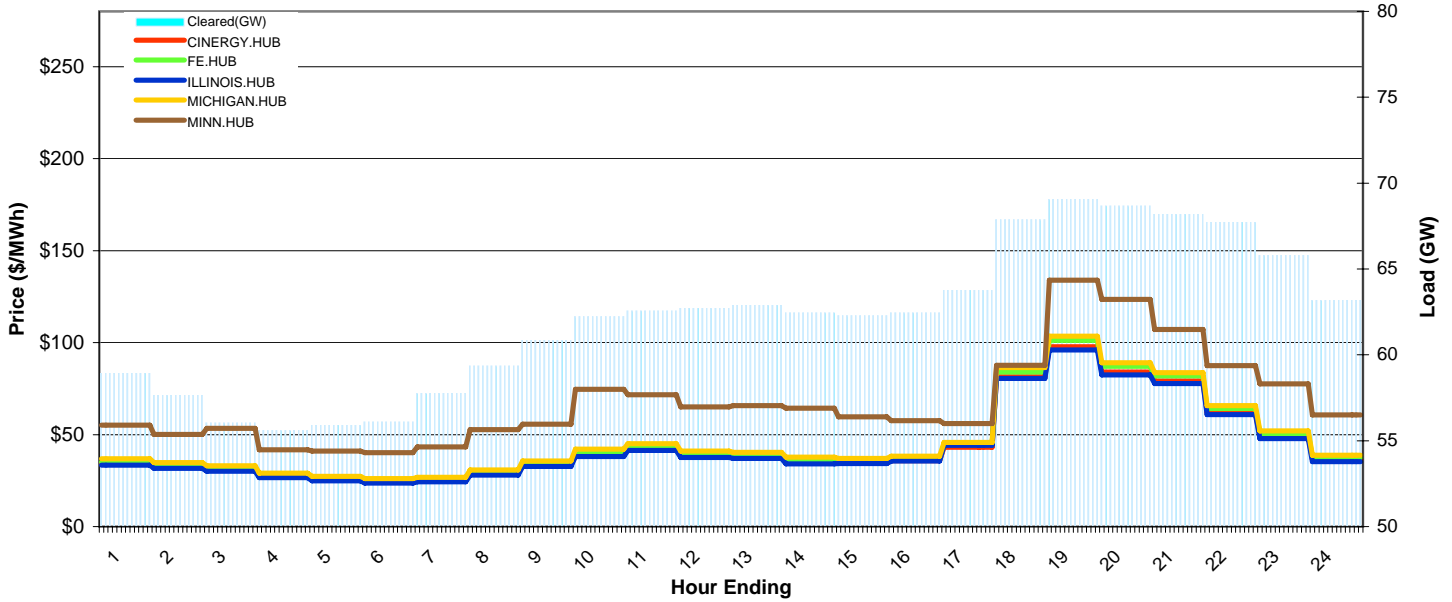
MISO Daily Report

Delivery Day: Sunday, December 9, 2007

Price Color Codes: ≤0 ≥100 ≥200

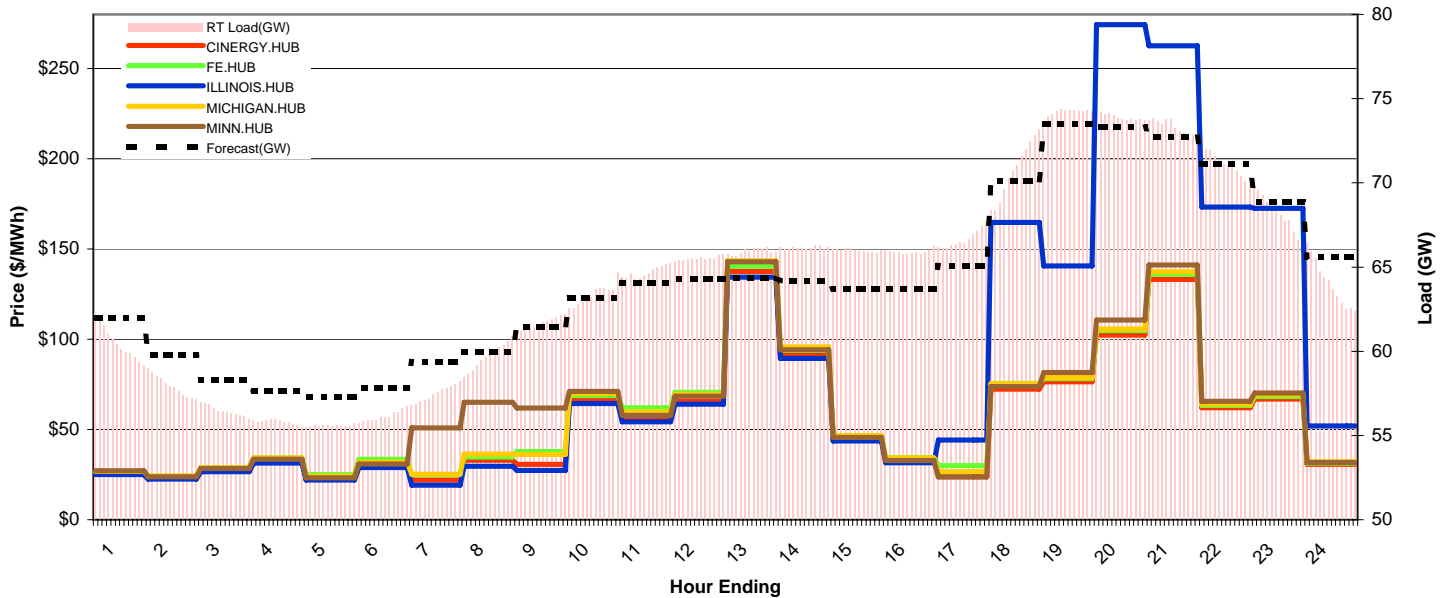
Day-Ahead Prices and Cleared Load

	HE1	HE2	HE3	HE4	HE5	HE6	HE7	HE8	HE9	HE10	HE11	HE12	HE13	HE14	HE15	HE16	HE17	HE18	HE19	HE20	HE21	HE22	HE23	HE24
CINERGY.HUB	34.41	32.49	31.37	27.61	26.01	24.86	25.17	28.84	33.19	39.27	42.30	38.39	37.84	35.14	34.44	35.78	43.08	81.38	97.71	84.06	79.08	62.00	49.20	36.47
FE.HUB	35.16	32.82	32.10	28.48	26.74	25.38	25.89	29.79	34.37	40.61	43.60	39.50	38.95	36.27	34.88	36.35	44.50	83.93	101.16	87.09	81.84	64.19	50.64	37.63
ILLINOIS.HUB	33.44	31.61	30.14	26.68	24.90	23.60	24.28	27.94	32.67	38.09	41.38	37.64	37.07	34.17	34.21	35.66	44.26	80.51	95.95	82.50	77.73	60.93	47.84	35.22
MICHIGAN.HUB	36.92	34.73	32.97	29.04	27.27	26.13	26.84	30.79	35.65	42.01	45.12	40.98	40.41	37.66	37.13	38.26	45.71	86.37	103.49	89.09	83.71	65.68	52.08	38.75
MINN.HUB	55.11	50.11	53.40	41.74	40.98	40.13	43.39	52.67	55.57	74.67	71.69	65.01	65.80	64.31	59.67	57.56	55.94	87.58	133.90	123.51	107.20	87.42	77.49	60.64
Cleared(GW)	58.9	57.7	56.0	55.6	55.9	56.1	57.8	59.4	60.8	62.2	62.6	62.7	62.9	62.4	62.3	62.5	63.8	67.9	69.0	68.7	68.2	67.7	65.8	63.2



Preliminary Real-Time Prices with Forecasted and Actual System Load

	HE1	HE2	HE3	HE4	HE5	HE6	HE7	HE8	HE9	HE10	HE11	HE12	HE13	HE14	HE15	HE16	HE17	HE18	HE19	HE20	HE21	HE22	HE23	HE24
CINERGY.HUB	25.58	23.07	27.42	32.19	22.51	29.49	21.97	32.92	30.66	66.15	55.41	65.56	137.67	91.57	44.50	32.31	23.79	72.30	76.35	102.26	133.16	61.99	66.81	30.74
FE.HUB	26.16	23.92	28.83	34.29	25.00	33.53	24.81	34.72	37.80	68.73	62.05	70.60	140.48	93.76	45.70	34.37	30.00	75.56	78.22	104.76	136.08	63.38	68.24	31.34
ILLINOIS.HUB	25.04	22.46	26.65	31.31	21.94	28.82	19.18	29.67	27.23	64.39	54.18	64.10	134.42	89.37	43.55	31.53	44.18	164.77	140.54	274.24	262.60	173.25	172.61	51.95
MICHIGAN.HUB	26.77	24.21	28.89	34.15	24.17	31.84	25.25	36.39	36.15	70.10	59.82	69.60	143.50	95.68	46.63	34.19	26.60	75.45	78.71	105.77	137.39	63.97	69.32	32.04
MINN.HUB	27.14	23.85	28.42	33.59	23.25	30.84	50.81	65.14	61.81	71.05	57.82	68.53	142.88	94.23	45.49	32.83	23.75	73.75	81.56	110.71	141.12	65.69	70.20	31.73
Forecasted(GW)	62.0	59.8	58.3	57.6	57.3	57.8	59.4	59.9	61.4	63.2	64.1	64.3	64.4	64.2	63.7	63.7	65.1	70.1	73.5	73.3	72.7	71.1	68.9	65.6
(RT) - (DA Load)	1.55	0.29	0.42	0.21	-0.32	0.05	-0.27	0.33	0.83	1.14	2.13	2.77	3.04	3.70	3.69	3.45	2.89	2.90	5.16	5.24	5.14	3.40	2.42	0.87



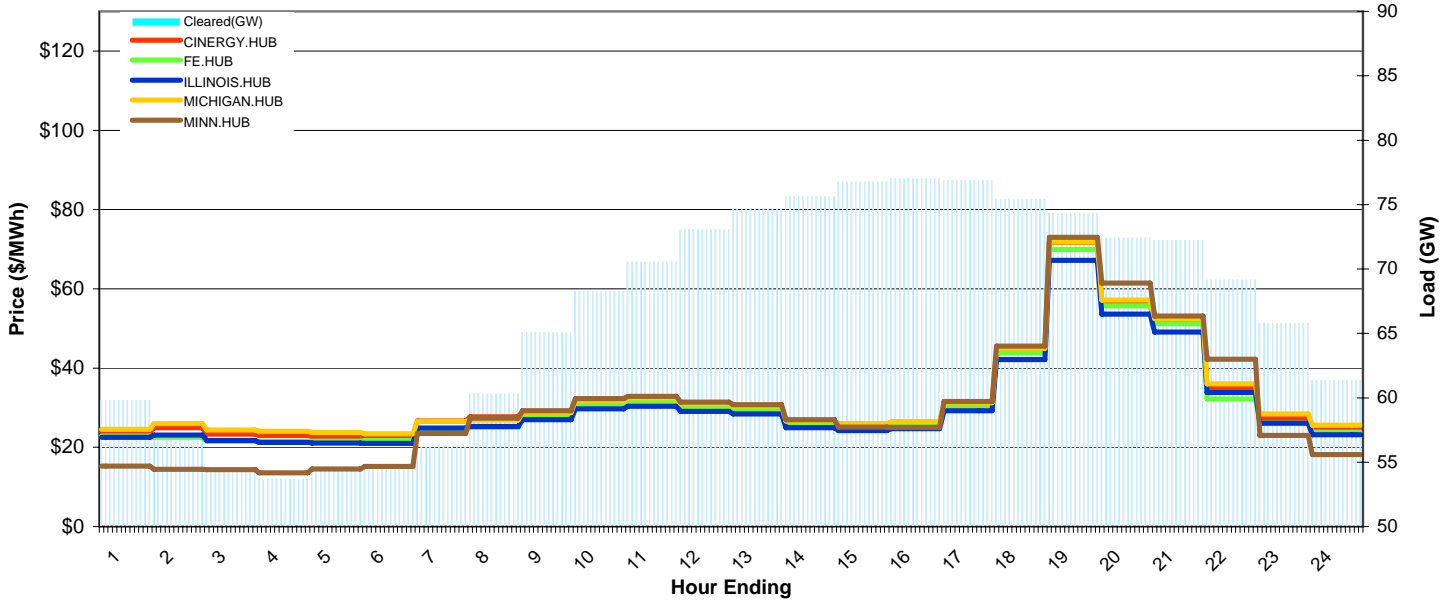
MISO Daily Report

Delivery Day: Monday, December 10, 2007

Price Color Codes: ≤0 >=100 >=200

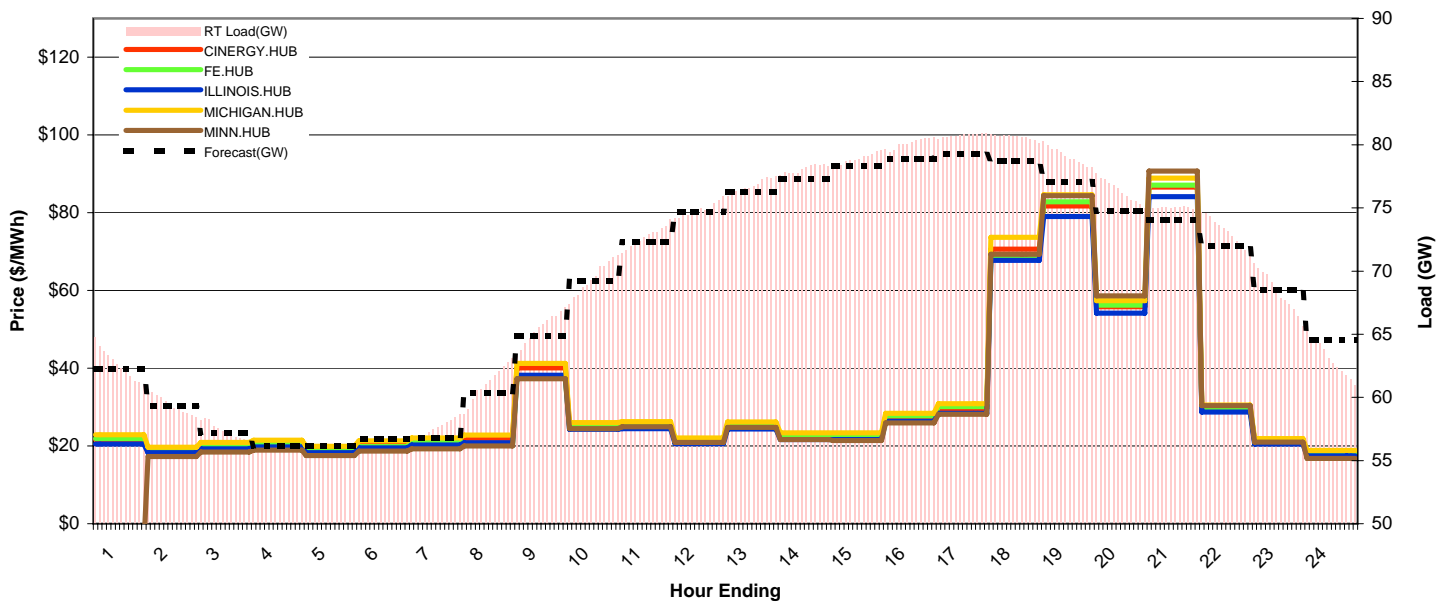
Day-Ahead Prices and Cleared Load

	HE1	HE2	HE3	HE4	HE5	HE6	HE7	HE8	HE9	HE10	HE11	HE12	HE13	HE14	HE15	HE16	HE17	HE18	HE19	HE20	HE21	HE22	HE23	HE24
CINERGY.HUB	23.87	24.92	23.34	23.00	22.72	22.32	26.67	27.71	29.07	32.06	32.59	30.14	29.63	25.79	25.86	26.31	30.67	44.01	71.69	56.75	51.47	35.14	27.39	24.47
FE.HUB	22.89	22.49	21.53	21.52	21.57	21.69	24.50	25.06	27.73	30.64	31.43	30.26	29.65	25.99	25.32	25.77	30.42	43.88	69.94	55.74	51.16	32.20	26.07	23.84
ILLINOIS.HUB	22.51	23.12	21.69	21.27	21.10	20.96	24.89	25.29	26.96	29.71	30.38	29.04	28.46	24.94	24.19	24.67	29.20	42.11	67.15	53.60	49.09	33.83	26.11	23.21
MICHIGAN.HUB	24.58	26.02	24.36	24.06	23.75	23.40	26.59	26.86	28.77	31.71	32.44	31.03	30.41	26.65	25.94	26.50	31.21	45.00	71.79	57.18	52.50	36.05	28.39	25.56
MINN.HUB	15.25	14.43	14.40	13.60	14.52	15.14	23.52	27.38	29.27	32.28	32.88	31.42	30.79	26.99	25.14	25.00	31.60	45.57	72.96	61.42	53.17	42.27	23.01	18.15
Cleared(GW)	59.8	56.8	54.5	53.7	54.3	54.5	56.2	60.3	65.1	68.3	70.5	73.1	74.7	75.6	76.8	77.0	76.9	75.4	74.3	72.4	72.2	69.1	65.8	61.4



Preliminary Real-Time Prices with Forecasted and Actual System Load

	HE1	HE2	HE3	HE4	HE5	HE6	HE7	HE8	HE9	HE10	HE11	HE12	HE13	HE14	HE15	HE16	HE17	HE18	HE19	HE20	HE21	HE22	HE23	HE24
CINERGY.HUB	21.68	19.04	20.17	20.66	19.20	20.55	21.32	22.02	40.12	25.38	25.45	21.37	25.32	22.51	22.51	27.42	29.65	70.67	81.79	55.83	86.62	29.59	21.12	18.06
FE.HUB	21.89	19.12	20.28	20.70	18.70	19.83	21.30	20.50	37.53	25.18	25.41	21.62	25.65	22.83	22.84	27.75	30.11	68.42	82.79	56.23	87.08	29.87	21.34	18.27
ILLINOIS.HUB	20.51	18.24	19.29	19.72	18.30	19.55	20.24	20.87	38.17	24.27	24.43	20.57	24.39	21.65	21.64	26.31	28.44	67.75	79.04	54.16	84.11	28.76	20.48	17.42
MICHIGAN.HUB	22.86	19.70	20.92	21.52	19.91	21.31	22.07	22.77	41.21	26.01	26.27	22.08	26.18	23.35	23.38	28.42	30.84	73.72	84.64	57.40	88.89	30.55	21.87	18.87
MINN.HUB	-5.68	17.32	18.42	18.91	17.51	18.68	19.30	19.97	37.30	24.43	24.93	20.95	24.81	21.64	21.43	25.92	28.17	69.31	84.38	58.60	90.71	30.41	21.01	16.83
Forecasted(GW)	62.3	59.3	57.2	56.2	56.2	56.7	56.8	60.4	64.9	69.2	72.3	74.7	76.3	77.3	78.3	78.9	79.2	78.7	77.1	74.7	74.0	72.0	68.5	64.5
(RT) - (DA Load)	2.75	2.69	2.89	2.45	1.56	1.99	1.37	0.80	0.39	1.23	2.19	1.80	2.10	2.46	2.12	3.11	3.87	5.19	4.75	3.94	2.76	4.00	2.55	1.74



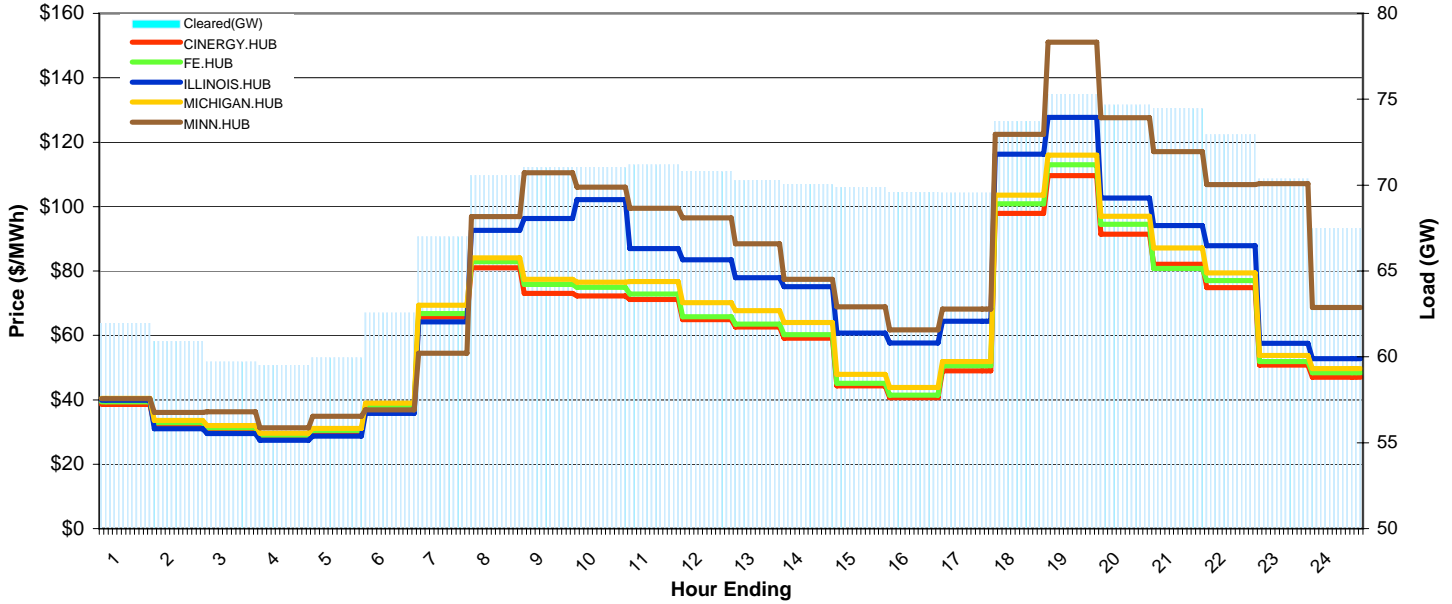
MISO Daily Report

Delivery Day: Tuesday, December 11, 2007

Price Color Codes: ≤0 >=100 >=200

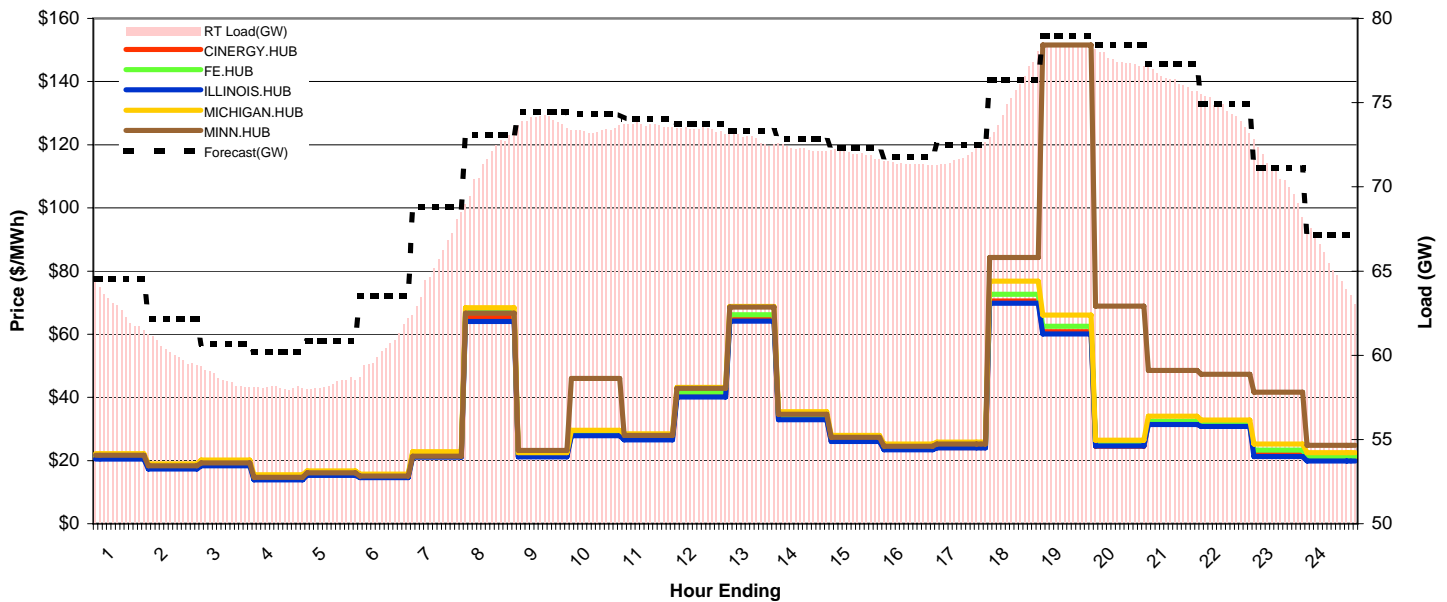
Day-Ahead Prices and Cleared Load

	HE1	HE2	HE3	HE4	HE5	HE6	HE7	HE8	HE9	HE10	HE11	HE12	HE13	HE14	HE15	HE16	HE17	HE18	HE19	HE20	HE21	HE22	HE23	HE24
CINERGY.HUB	38.52	32.26	30.68	28.38	29.80	37.23	65.71	81.00	73.06	72.20	71.20	64.90	62.59	59.16	44.30	40.65	49.03	97.90	109.58	91.41	82.13	74.81	50.74	47.03
FE.HUB	39.32	32.90	31.34	29.00	30.47	37.84	66.74	82.91	75.83	74.97	72.86	65.82	63.47	60.27	45.12	41.46	50.56	100.85	113.02	94.54	80.83	76.99	51.92	48.44
ILLINOIS.HUB	39.83	31.05	29.49	27.39	28.68	35.78	64.20	82.62	96.30	102.18	86.94	83.51	77.93	75.14	60.71	57.65	64.43	116.23	127.72	102.65	94.13	87.87	57.52	52.80
MICHIGAN.HUB	40.44	33.56	31.98	29.59	31.09	38.98	69.39	84.05	77.42	76.50	76.75	70.20	67.66	64.03	47.94	43.81	51.91	103.55	115.98	96.98	87.11	79.45	53.78	49.67
MINN.HUB	40.32	36.12	36.28	31.27	34.85	36.84	54.48	96.90	110.46	106.01	99.50	96.51	88.42	77.42	68.82	61.67	68.20	122.47	151.02	127.56	117.07	106.86	107.17	68.70
Cleared(GW)	62.0	60.9	59.7	59.5	59.9	62.6	67.0	70.5	71.0	71.0	71.2	70.8	70.3	70.1	69.9	69.6	69.6	73.7	75.3	74.7	74.5	72.9	70.4	67.5



Preliminary Real-Time Prices with Forecasted and Actual System Load

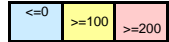
	HE1	HE2	HE3	HE4	HE5	HE6	HE7	HE8	HE9	HE10	HE11	HE12	HE13	HE14	HE15	HE16	HE17	HE18	HE19	HE20	HE21	HE22	HE23	HE24
CINERGY.HUB	21.03	17.84	18.97	14.40	15.88	15.08	21.84	65.53	21.52	28.32	27.11	40.80	64.93	33.34	26.13	23.67	24.14	70.51	60.77	24.56	31.72	30.89	22.58	20.73
FE.HUB	21.49	18.23	19.38	14.73	16.24	15.38	22.36	66.89	22.00	28.93	27.67	41.61	66.21	34.10	26.77	24.27	24.84	72.64	62.54	25.12	32.39	31.44	23.28	21.23
ILLINOIS.HUB	20.42	17.29	18.34	13.85	15.32	14.55	21.06	64.04	21.17	27.87	26.57	40.13	64.19	32.94	26.03	23.43	23.99	69.78	60.07	24.60	31.45	30.85	21.24	19.90
MICHIGAN.HUB	22.18	18.93	20.18	15.46	16.77	15.71	22.76	68.43	22.45	29.54	28.44	43.13	68.76	35.43	27.97	25.28	25.81	76.77	66.11	26.43	34.02	32.82	25.24	22.54
MINN.HUB	21.67	18.36	19.27	14.74	16.09	15.07	21.37	66.66	23.19	46.02	28.01	42.90	68.56	34.69	27.31	24.50	25.27	84.33	151.63	68.95	48.55	47.30	41.65	24.86
Forecasted(GW)	64.6	62.1	60.7	60.2	60.8	63.5	68.8	73.1	74.4	74.3	74.1	73.7	73.3	72.8	72.3	71.8	72.5	76.4	79.0	78.4	77.3	75.0	71.1	67.1
(RT) - (DA Load)	0.82	-0.73	-1.11	-1.45	-1.67	-2.19	-1.52	1.04	2.92	2.32	2.48	2.63	2.55	2.21	2.10	1.80	2.27	1.71	3.07	2.87	1.87	1.59	0.32	-2.06



MISO Daily Report

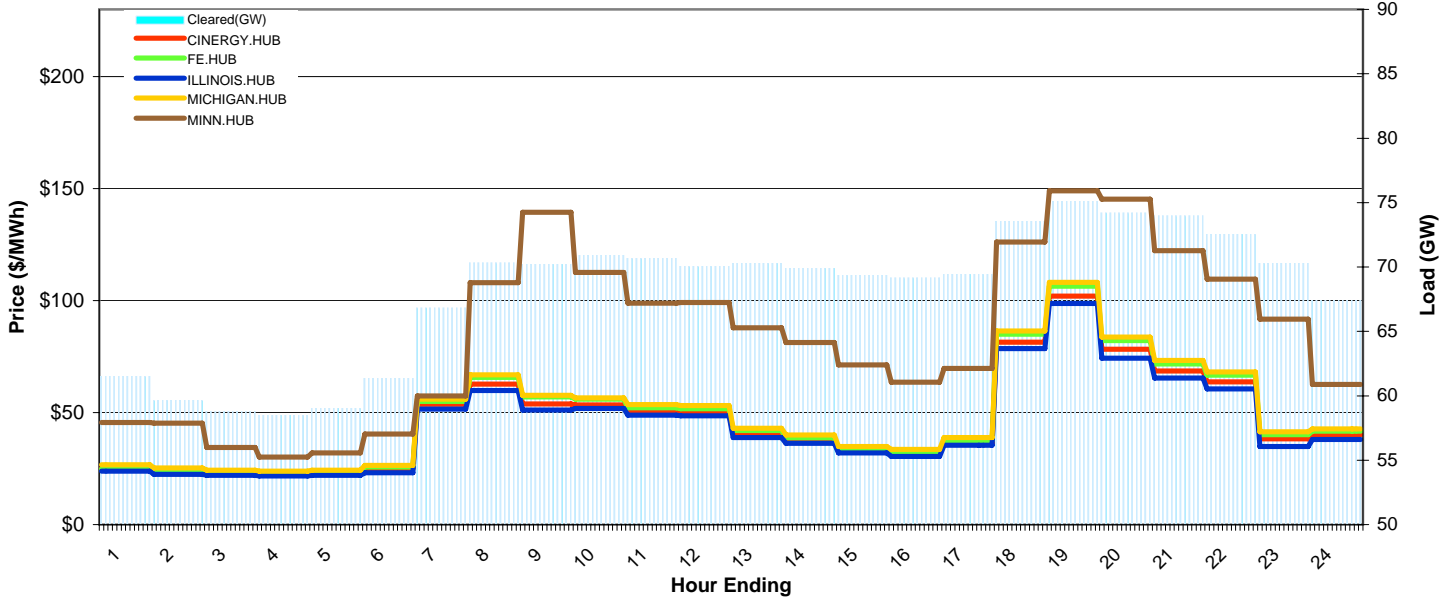
Delivery Day: Wednesday, December 12, 2007

Price Color Codes:



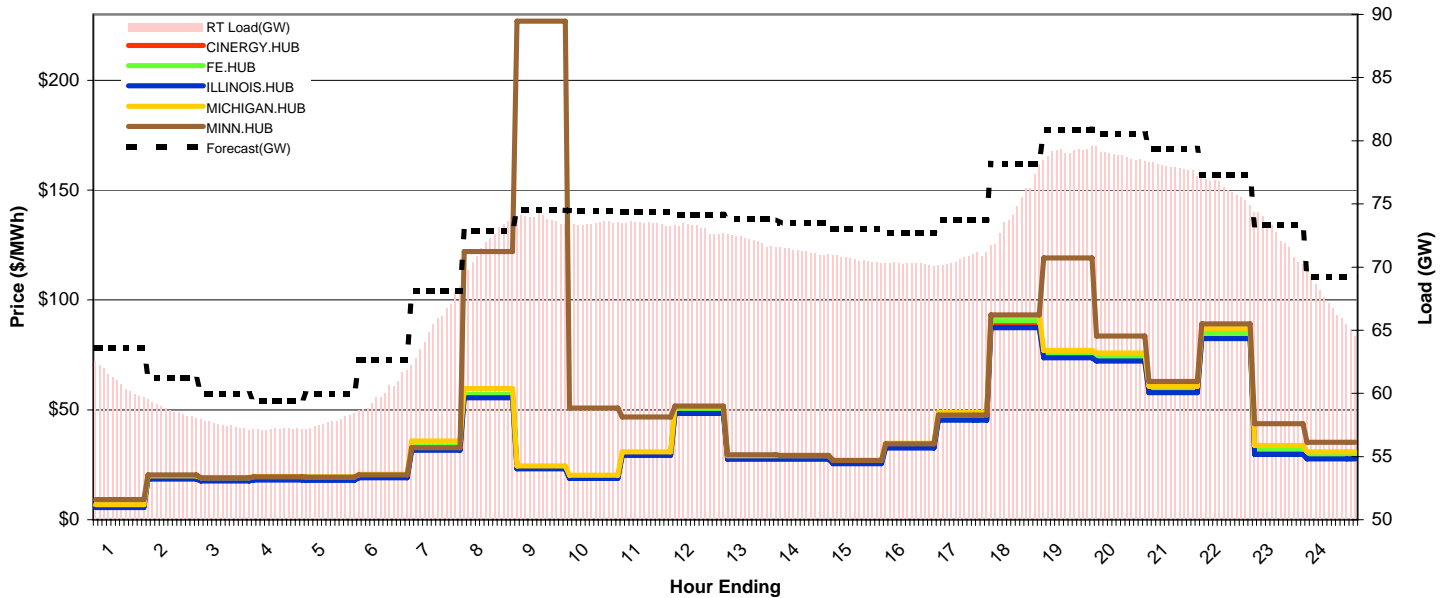
Day-Ahead Prices and Cleared Load

	HE1	HE2	HE3	HE4	HE5	HE6	HE7	HE8	HE9	HE10	HE11	HE12	HE13	HE14	HE15	HE16	HE17	HE18	HE19	HE20	HE21	HE22	HE23	HE24
CINERGY.HUB	25.19	23.73	23.00	22.64	22.94	24.93	53.73	62.72	53.92	53.41	50.11	49.85	40.26	37.30	32.58	31.30	36.29	81.43	102.07	78.27	68.63	63.74	38.32	40.17
FE.HUB	24.91	24.17	23.45	23.11	23.70	25.65	54.96	65.70	56.93	55.94	52.15	51.73	41.98	38.74	33.84	32.31	37.55	85.00	106.47	82.17	71.70	66.65	40.13	41.67
ILLINOIS.HUB	23.84	22.36	21.98	21.75	21.98	23.21	51.63	59.81	51.20	51.86	48.80	48.59	38.87	36.24	32.05	30.46	35.50	78.63	98.68	74.22	65.45	60.59	34.92	37.97
MICHIGAN.HUB	26.78	25.33	24.35	23.87	24.24	26.41	55.93	66.89	57.70	56.64	53.56	53.08	43.00	39.93	34.91	33.55	38.83	86.39	108.16	83.71	73.24	68.12	41.47	42.75
MINN.HUB	45.55	45.29	34.41	30.10	31.95	40.46	57.47	107.99	139.49	112.53	98.91	99.18	87.91	81.30	71.30	63.51	69.71	126.18	149.01	145.35	122.29	109.61	91.68	62.55
Cleared(GW)	61.5	59.6	58.8	58.5	59.0	61.4	66.8	70.3	70.2	70.9	70.7	70.1	70.3	69.9	69.4	69.2	69.5	73.6	75.1	74.2	74.0	72.6	70.3	67.4



Preliminary Real-Time Prices with Forecasted and Actual System Load

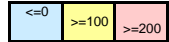
	HE1	HE2	HE3	HE4	HE5	HE6	HE7	HE8	HE9	HE10	HE11	HE12	HE13	HE14	HE15	HE16	HE17	HE18	HE19	HE20	HE21	HE22	HE23	HE24
CINERGY.HUB	6.09	18.93	18.04	18.50	18.39	19.63	32.73	56.15	23.58	18.90	29.41	48.97	27.79	27.88	25.87	33.17	46.11	88.38	73.95	72.44	57.97	82.93	31.34	28.89
FE.HUB	6.27	19.19	18.30	18.77	18.69	19.96	33.49	57.16	24.12	19.30	30.02	50.08	28.37	28.50	26.48	33.94	47.20	90.55	75.45	73.80	59.09	84.75	32.25	29.63
ILLINOIS.HUB	5.49	18.55	17.68	18.12	17.97	19.13	31.66	55.53	23.20	18.73	29.22	48.42	27.46	27.50	25.52	32.67	45.34	87.44	73.69	72.24	57.77	82.43	29.77	27.70
MICHIGAN.HUB	6.85	20.01	19.13	19.62	19.49	20.73	35.89	59.65	24.52	20.22	30.95	51.74	29.15	29.19	27.08	34.77	48.79	92.87	77.12	75.89	60.74	86.98	33.75	30.88
MINN.HUB	9.18	20.40	19.14	19.55	19.38	20.37	32.84	122.08	226.92	50.78	46.79	51.73	29.58	29.35	27.01	34.52	47.68	93.23	119.16	83.58	62.94	89.18	43.67	35.25
Forecasted(GW)	63.6	61.2	59.9	59.4	59.9	62.6	68.1	72.9	74.5	74.5	74.3	74.1	73.8	73.5	73.1	72.7	73.8	78.2	80.9	80.5	79.4	77.3	73.3	69.2
(RT) - (DA Load)	-0.55	-0.94	-1.31	-1.31	-1.29	-1.33	-1.37	1.55	3.64	2.54	2.79	2.98	1.82	1.34	1.24	1.11	1.18	1.12	4.06	4.64	3.92	3.61	2.16	-0.34



MISO Daily Report

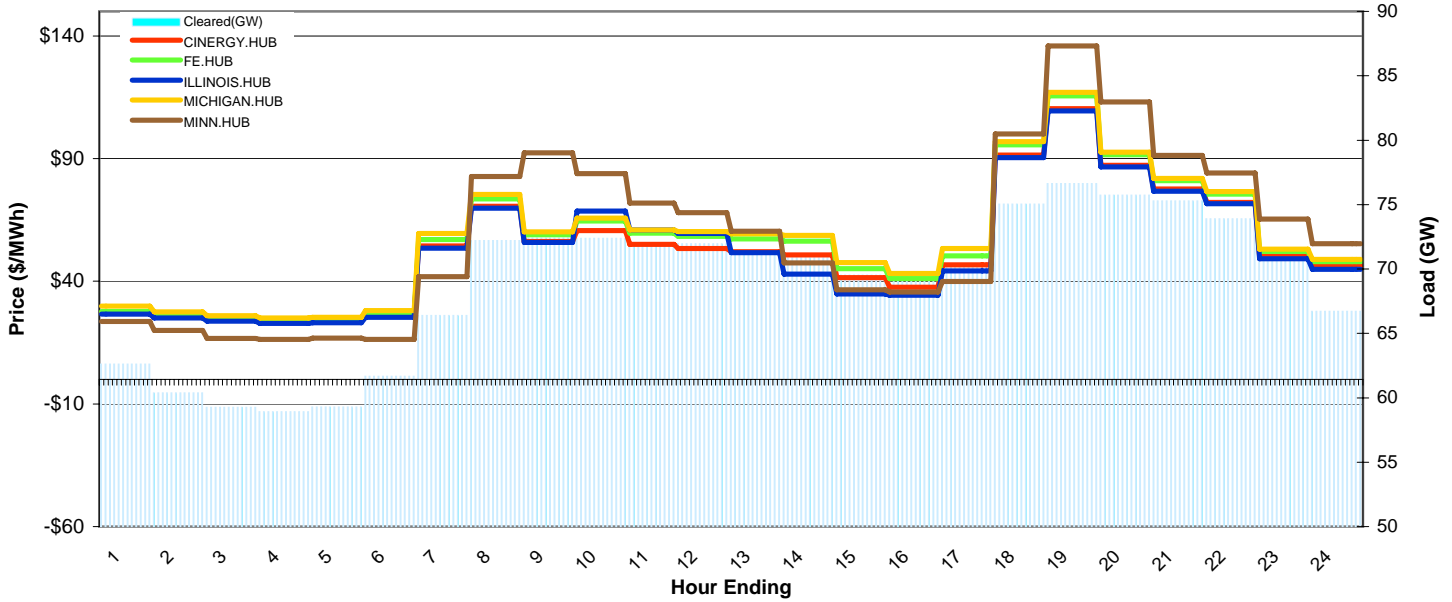
Delivery Day: Thursday, December 13, 2007

Price Color Codes:



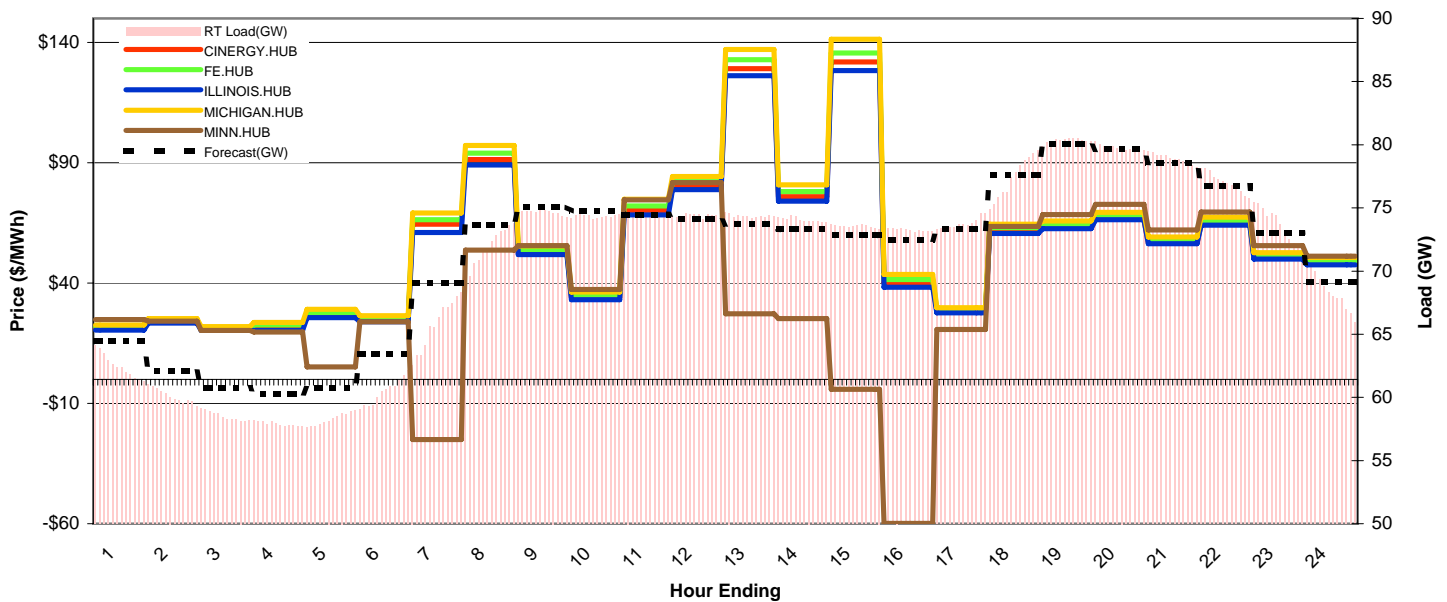
Day-Ahead Prices and Cleared Load

	HE1	HE2	HE3	HE4	HE5	HE6	HE7	HE8	HE9	HE10	HE11	HE12	HE13	HE14	HE15	HE16	HE17	HE18	HE19	HE20	HE21	HE22	HE23	HE24
CINERGY.HUB	26.98	25.47	24.10	23.27	23.56	25.94	54.41	70.55	56.25	60.63	55.00	53.38	52.00	50.78	41.46	37.61	46.64	91.42	110.31	87.27	77.59	72.11	50.18	46.20
FE.HUB	27.59	26.05	24.62	23.78	24.08	26.47	57.02	73.60	58.98	64.58	59.62	58.33	57.32	56.29	45.19	41.07	50.30	95.64	115.54	91.57	80.94	75.56	52.11	47.94
ILLINOIS.HUB	26.59	25.10	23.69	22.84	23.05	25.33	53.50	69.83	55.85	68.63	60.95	59.51	51.59	42.85	34.85	34.25	44.18	90.41	109.44	86.67	76.74	71.59	49.16	44.86
MICHIGAN.HUB	29.85	27.55	25.97	25.06	25.33	28.08	59.46	75.45	60.19	65.69	60.94	60.22	59.39	58.67	47.67	43.23	53.29	96.95	116.95	92.64	81.97	76.56	53.07	48.97
MINN.HUB	23.58	19.98	16.68	16.34	16.83	16.33	41.83	82.67	92.31	83.84	71.93	67.96	60.34	47.44	36.48	35.58	39.92	100.09	135.85	113.05	91.30	84.18	65.37	55.24
Cleared(GW)	62.6	60.4	59.3	58.9	59.3	61.7	66.4	72.2	72.4	72.4	71.9	72.0	71.3	70.9	69.5	69.4	70.1	75.0	76.6	75.7	75.3	73.9	70.8	66.7



Preliminary Real-Time Prices with Forecasted and Actual System Load

	HE1	HE2	HE3	HE4	HE5	HE6	HE7	HE8	HE9	HE10	HE11	HE12	HE13	HE14	HE15	HE16	HE17	HE18	HE19	HE20	HE21	HE22	HE23	HE24
CINERGY.HUB	21.36	23.92	20.77	22.05	27.13	24.63	64.42	91.40	52.46	33.99	70.19	80.03	129.12	75.86	131.92	40.20	28.17	61.28	62.89	66.52	56.69	64.47	50.32	48.29
FE.HUB	21.93	24.52	21.24	22.57	27.72	25.26	66.30	93.99	53.79	34.95	72.08	82.21	132.78	78.07	135.68	41.44	28.98	63.01	64.27	67.83	57.70	65.63	51.25	49.08
ILLINOIS.HUB	20.52	23.40	20.27	20.28	25.63	23.90	61.04	89.10	51.87	33.13	68.40	78.91	126.18	74.03	128.37	38.31	27.61	60.62	62.62	66.32	56.38	64.10	50.00	47.65
MICHIGAN.HUB	22.62	25.22	21.99	23.61	29.10	26.44	69.10	97.20	55.38	36.34	74.87	84.35	137.16	80.87	141.36	43.66	29.76	64.47	65.85	69.45	59.21	67.45	52.64	50.60
MINN.HUB	24.84	24.20	20.29	19.61	5.20	23.90	-25.05	53.70	55.63	37.39	74.56	81.77	27.20	25.31	-4.09	-59.85	20.74	63.60	68.43	72.71	62.07	69.51	55.63	51.14
Forecasted(GW)	64.5	62.1	60.7	60.2	60.8	63.4	69.0	73.7	75.0	74.8	74.5	74.1	73.7	73.3	72.8	72.5	73.3	77.6	80.1	79.6	78.6	76.8	73.0	69.1
(RT) - (DA Load)	-0.14	-0.27	-0.75	-1.02	-1.04	-1.25	-0.69	-0.35	2.19	1.93	2.66	2.42	3.05	3.18	4.01	3.89	3.62	2.34	3.70	4.01	3.57	3.10	2.85	1.73



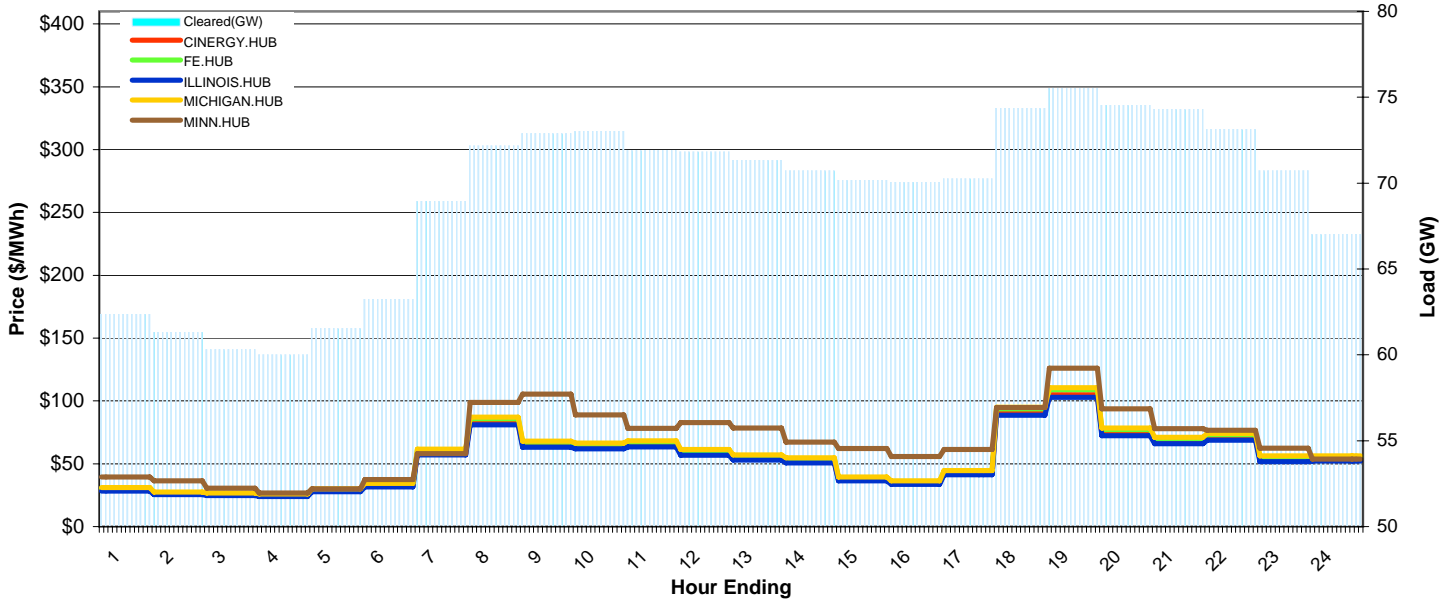
MISO Daily Report

Delivery Day: Friday, December 14, 2007

Price Color Codes: ≤0 >=100 >=200

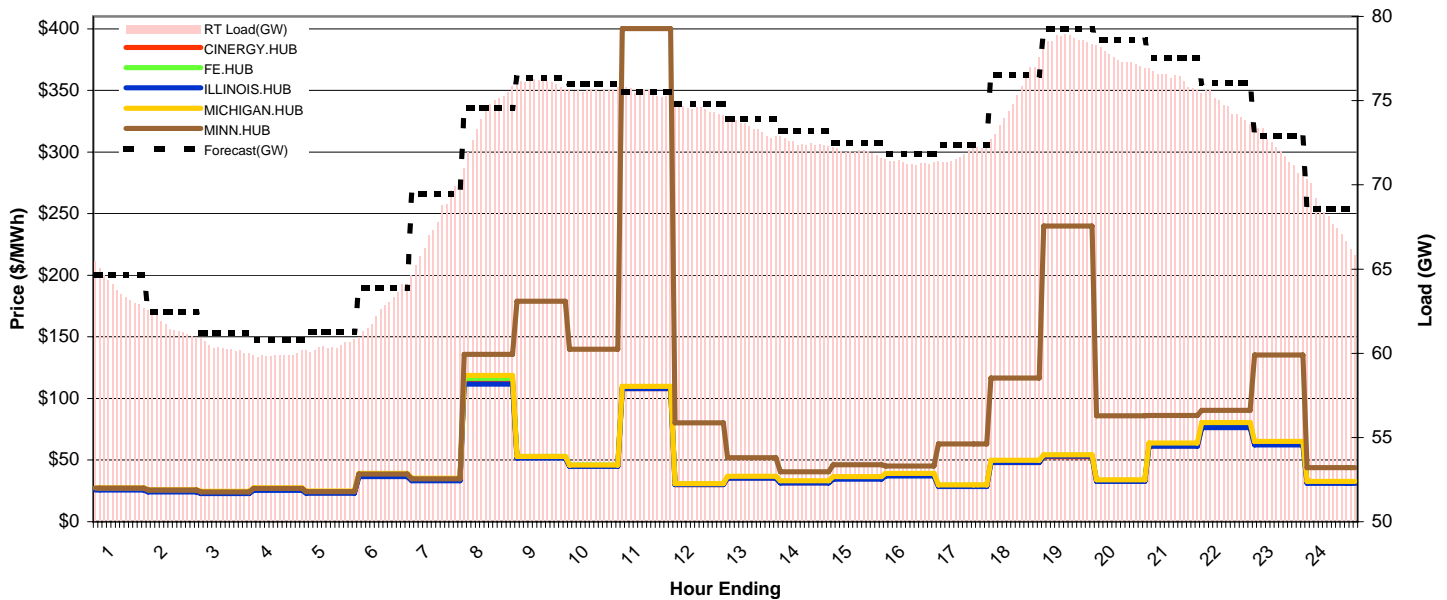
Day-Ahead Prices and Cleared Load

	HE1	HE2	HE3	HE4	HE5	HE6	HE7	HE8	HE9	HE10	HE11	HE12	HE13	HE14	HE15	HE16	HE17	HE18	HE19	HE20	HE21	HE22	HE23	HE24
CINERGY.HUB	29.51	26.26	25.37	24.83	28.72	32.75	58.26	82.60	64.27	62.99	64.72	58.07	54.05	51.79	37.14	34.44	42.20	90.30	105.00	74.22	67.45	70.35	53.47	53.67
FE.HUB	30.39	27.11	26.13	25.55	29.54	33.72	60.48	85.89	67.15	65.65	67.32	60.54	56.39	53.96	38.86	36.02	44.00	93.69	108.97	77.27	70.12	73.05	55.09	55.19
ILLINOIS.HUB	28.39	25.59	24.58	24.05	27.83	31.60	57.04	80.97	63.20	61.86	63.40	56.88	52.88	50.67	36.32	33.67	41.26	88.53	102.77	72.32	65.88	68.86	51.82	52.18
MICHIGAN.HUB	31.03	27.59	26.64	26.08	30.12	34.34	61.57	87.11	67.91	66.47	68.25	61.34	57.17	54.77	39.38	36.50	44.64	95.01	110.45	78.41	71.13	74.14	56.22	56.27
MINN.HUB	39.51	36.39	30.50	26.74	29.95	37.53	57.97	98.80	105.51	88.86	78.13	82.66	78.46	67.13	62.13	55.78	61.29	94.78	125.99	93.64	77.93	76.65	62.34	53.75
Cleared(GW)	62.4	61.3	60.3	60.0	61.5	63.3	69.0	72.2	72.9	73.0	71.9	71.8	71.3	70.7	70.2	70.0	70.3	74.3	75.5	74.5	74.3	73.1	70.7	67.0



Preliminary Real-Time Prices with Forecasted and Actual System Load

	HE1	HE2	HE3	HE4	HE5	HE6	HE7	HE8	HE9	HE10	HE11	HE12	HE13	HE14	HE15	HE16	HE17	HE18	HE19	HE20	HE21	HE22	HE23	HE24
CINERGY.HUB	26.20	24.73	23.44	26.25	23.70	37.51	34.22	114.48	52.26	45.13	108.08	30.22	35.55	31.89	34.98	37.54	28.79	47.96	52.81	32.89	61.43	77.02	63.00	31.71
FE.HUB	26.65	25.17	23.86	26.71	24.17	38.12	34.84	116.33	53.04	45.90	109.58	30.72	36.16	32.35	35.69	38.33	29.52	49.26	54.11	33.61	62.72	78.61	64.22	32.18
ILLINOIS.HUB	25.63	24.07	22.77	25.46	23.02	36.52	33.30	111.64	51.79	44.99	108.08	30.05	35.23	31.29	34.58	37.13	28.57	47.94	53.16	32.78	61.15	76.45	62.42	31.26
MICHIGAN.HUB	27.52	26.01	24.77	27.65	24.95	39.15	35.40	118.54	52.92	45.88	109.81	30.88	36.79	33.20	36.60	39.25	29.96	49.92	54.15	34.05	63.91	80.39	65.29	32.81
MINN.HUB	27.36	25.73	24.08	26.95	24.46	38.77	34.74	135.92	178.98	139.97	400.06	80.18	51.98	40.55	46.11	45.16	63.22	116.57	239.91	85.83	86.27	90.26	135.32	44.01
Forecasted(GW)	64.6	62.4	61.2	60.8	61.3	63.9	69.4	74.6	76.3	76.0	75.5	74.8	73.9	73.2	72.5	71.8	72.3	76.5	79.2	78.6	77.5	76.1	72.9	68.6
(RT) - (DA Load)	1.45	0.28	0.02	-0.10	-1.13	-0.63	-1.33	1.92	3.24	2.59	3.59	2.67	2.08	1.76	1.81	1.28	1.55	0.80	3.09	2.97	2.02	1.56	1.38	0.97



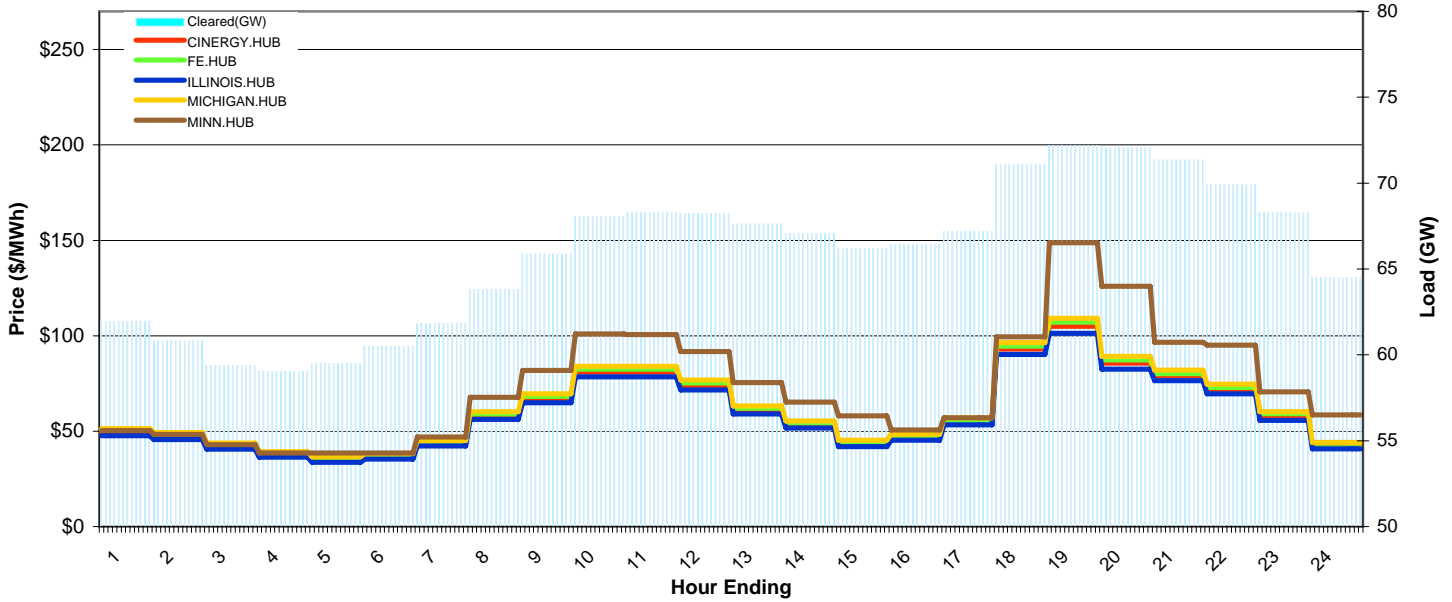
MISO Daily Report

Delivery Day: Saturday, December 15, 2007

Price Color Codes: ≤0 ≥100 ≥200

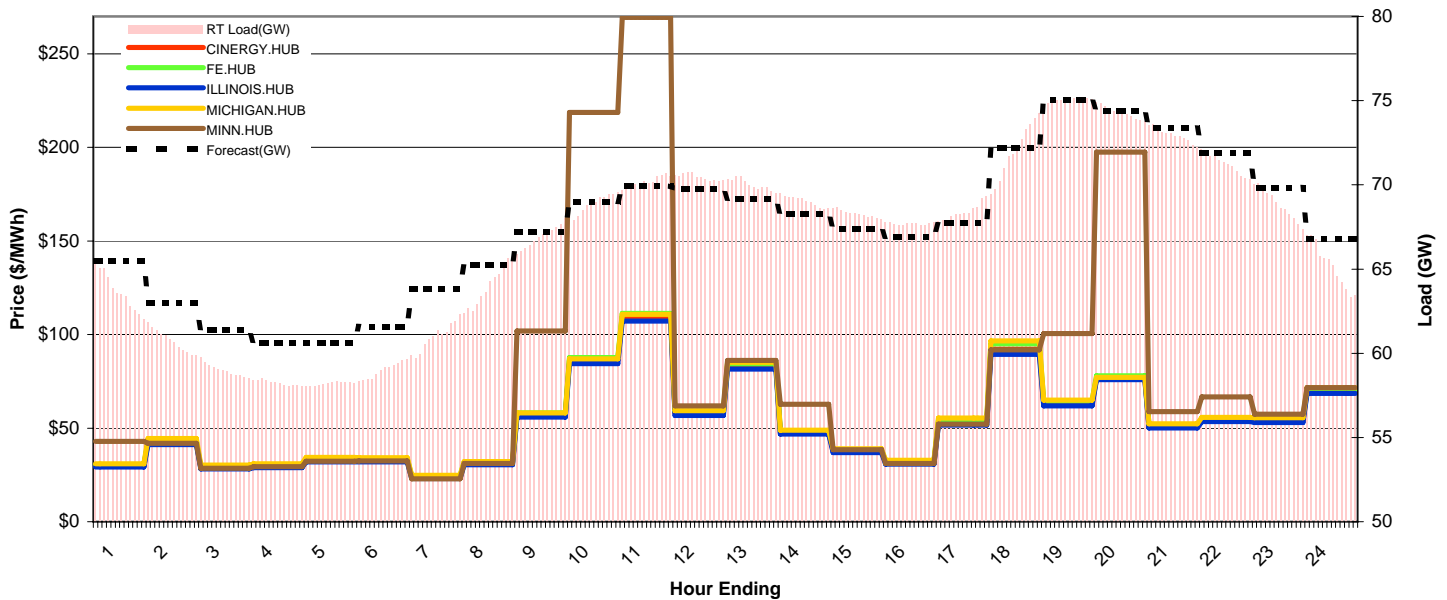
Day-Ahead Prices and Cleared Load

	HE1	HE2	HE3	HE4	HE5	HE6	HE7	HE8	HE9	HE10	HE11	HE12	HE13	HE14	HE15	HE16	HE17	HE18	HE19	HE20	HE21	HE22	HE23	HE24
CINERGY.HUB	49.32	47.28	42.09	37.71	35.05	36.66	43.53	58.00	67.00	81.00	81.00	74.00	61.00	53.38	43.47	46.73	54.93	93.00	105.00	85.70	79.00	72.00	57.82	42.51
FE.HUB	50.49	48.41	43.10	38.61	35.90	37.54	44.26	59.00	68.19	82.47	82.47	75.33	62.10	54.31	44.28	47.51	55.75	94.60	107.10	87.45	80.18	72.87	59.27	41.32
ILLINOIS.HUB	47.57	45.60	40.60	36.37	33.79	35.35	42.24	56.26	64.93	78.45	78.46	71.69	59.09	51.72	41.91	45.36	53.33	90.23	101.23	82.56	76.43	69.66	55.67	40.73
MICHIGAN.HUB	51.37	49.26	43.85	39.28	36.54	38.21	45.19	60.25	69.54	84.03	84.04	76.79	63.30	55.38	45.26	48.50	56.99	96.47	109.18	89.18	82.03	74.69	60.28	44.18
MINN.HUB	50.37	48.30	43.00	38.53	38.61	38.56	46.95	67.80	81.90	100.95	100.54	91.74	75.54	65.31	58.01	50.62	57.00	99.43	148.69	125.88	96.68	95.03	70.52	58.60
Cleared(GW)	62.0	60.8	59.4	59.1	59.5	60.5	61.8	63.8	65.9	68.0	68.3	68.2	67.6	67.1	66.2	66.4	67.2	71.1	72.2	72.1	71.4	69.9	68.3	64.5



Preliminary Real-Time Prices with Forecasted and Actual System Load

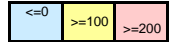
	HE1	HE2	HE3	HE4	HE5	HE6	HE7	HE8	HE9	HE10	HE11	HE12	HE13	HE14	HE15	HE16	HE17	HE18	HE19	HE20	HE21	HE22	HE23	HE24
CINERGY.HUB	29.90	42.38	28.94	29.74	32.95	32.87	23.89	31.25	57.13	86.31	109.62	57.94	83.20	47.62	37.75	31.58	53.16	92.18	62.99	76.43	50.83	54.24	53.79	69.75
FE.HUB	30.44	43.16	29.42	30.21	33.55	33.53	24.41	31.86	58.11	87.73	111.34	58.76	84.29	48.27	38.42	32.28	54.38	95.02	64.55	78.02	51.85	55.25	54.68	70.68
ILLINOIS.HUB	29.17	41.20	28.21	28.93	32.04	31.95	23.16	30.51	55.90	84.46	107.15	56.81	81.63	46.80	36.97	30.85	51.62	89.47	61.98	75.93	50.18	53.47	52.95	68.60
MICHIGAN.HUB	30.91	44.38	30.22	30.97	34.35	34.18	24.71	32.22	58.18	87.12	110.85	59.27	85.23	48.82	38.99	32.79	55.42	96.68	64.98	77.20	52.27	55.67	55.53	71.62
MINN.HUB	42.85	41.83	28.58	29.44	32.39	32.47	22.84	31.06	101.85	218.69	269.51	61.98	86.15	62.77	38.47	31.20	52.17	91.89	100.61	197.51	58.79	66.63	57.51	71.72
Forecasted(GW)	65.5	63.0	61.4	60.6	60.6	61.6	63.8	65.3	67.2	69.0	69.9	69.8	69.2	68.3	67.4	66.9	67.7	72.2	75.0	74.4	73.4	71.9	69.8	66.8
(RT) - (DA Load)	1.72	-0.08	-0.40	-0.82	-1.32	-1.52	-0.85	0.13	1.02	0.81	1.92	2.24	2.40	1.94	2.11	1.27	1.20	0.90	2.79	2.21	1.61	1.31	0.57	0.71



MISO Daily Report

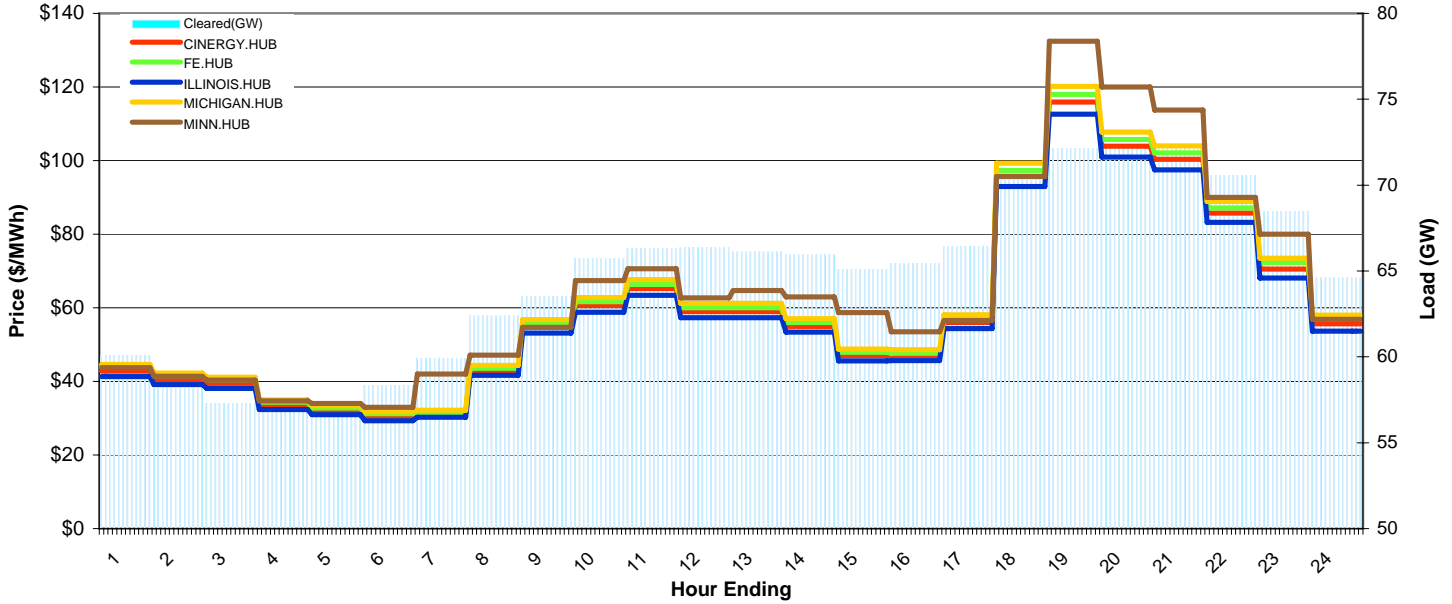
Delivery Day: Sunday, December 16, 2007

Price Color Codes:



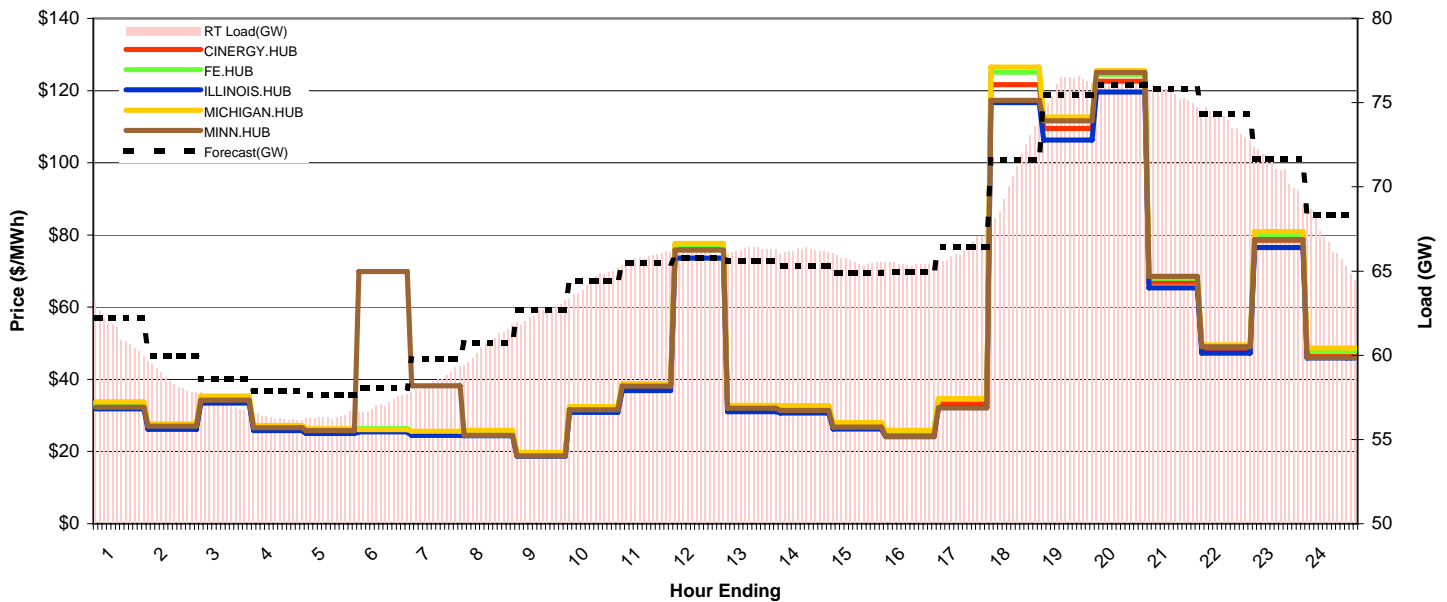
Day-Ahead Prices and Cleared Load

	HE1	HE2	HE3	HE4	HE5	HE6	HE7	HE8	HE9	HE10	HE11	HE12	HE13	HE14	HE15	HE16	HE17	HE18	HE19	HE20	HE21	HE22	HE23	HE24
CINERGY.HUB	42.81	40.55	39.48	33.57	32.06	30.51	31.19	42.87	54.75	60.57	65.25	58.98	59.00	55.00	47.00	47.00	56.00	95.71	115.91	103.91	100.32	85.70	70.55	55.64
FE.HUB	43.84	41.52	40.43	34.37	32.82	31.22	31.59	43.54	55.66	61.63	66.38	59.99	60.02	55.97	47.88	47.69	56.93	97.31	117.96	105.75	102.08	87.16	72.30	56.97
ILLINOIS.HUB	41.30	39.11	38.08	32.38	30.92	29.34	30.25	41.62	53.16	58.81	63.35	57.28	57.30	53.42	45.57	45.63	54.38	92.94	112.64	100.95	97.46	83.23	68.07	53.67
MICHIGAN.HUB	44.60	42.24	41.13	34.97	33.38	31.74	32.15	44.39	56.80	62.82	67.69	61.19	61.20	57.05	48.81	48.60	58.08	99.30	120.20	107.75	104.03	88.89	73.48	57.96
MINN.HUB	43.73	41.42	40.33	34.70	33.96	33.00	41.98	47.14	54.73	67.36	70.58	62.73	64.69	62.94	58.70	53.51	56.52	95.68	132.40	119.96	113.73	90.04	80.00	56.83
Cleared(GW)	60.1	58.1	57.3	57.1	57.4	58.3	59.9	62.4	63.5	65.7	66.3	66.4	66.1	65.9	65.1	65.4	66.5	70.3	72.2	72.3	72.2	70.6	68.5	64.6



Preliminary Real-Time Prices with Forecasted and Actual System Load

	HE1	HE2	HE3	HE4	HE5	HE6	HE7	HE8	HE9	HE10	HE11	HE12	HE13	HE14	HE15	HE16	HE17	HE18	HE19	HE20	HE21	HE22	HE23	HE24
CINERGY.HUB	32.61	26.86	34.07	26.04	25.27	25.70	24.95	24.98	19.28	31.91	38.12	76.22	32.14	31.81	27.15	25.05	33.51	121.65	109.46	122.60	66.97	48.41	78.57	47.19
FE.HUB	33.05	27.31	35.02	26.88	26.03	26.35	25.46	25.42	19.55	32.32	38.68	77.35	32.76	32.54	27.79	25.73	34.46	125.08	111.70	124.51	68.03	49.18	79.49	47.67
ILLINOIS.HUB	31.85	26.17	33.45	25.77	24.98	25.45	24.47	24.41	18.72	30.88	36.87	73.59	31.05	30.70	26.21	24.13	32.18	116.66	106.28	119.60	65.31	47.23	76.53	45.97
MICHIGAN.HUB	33.80	27.69	35.39	27.19	26.34	26.10	25.62	25.88	19.80	32.41	38.76	77.67	32.77	32.76	28.04	25.90	34.69	126.53	112.73	125.56	68.54	49.54	80.94	48.70
MINN.HUB	32.30	27.04	34.21	26.57	25.81	25.81	24.45	24.45	18.81	31.57	38.10	75.81	31.98	31.37	26.80	24.20	32.09	117.29	111.61	125.04	68.52	49.06	78.74	46.05
Forecasted(GW)	62.2	60.0	58.6	57.9	57.7	58.1	59.8	60.7	62.7	64.4	65.5	65.8	65.6	65.3	64.9	65.0	66.4	71.6	75.4	76.1	75.8	74.3	71.7	68.3
(RT) - (DA Load)	1.29	0.39	-0.16	-0.78	-0.97	-1.25	-1.41	-1.72	-0.98	-1.36	-0.47	-0.19	0.16	0.27	0.52	0.01	-0.13	0.59	3.88	3.94	3.23	3.26	2.49	2.00



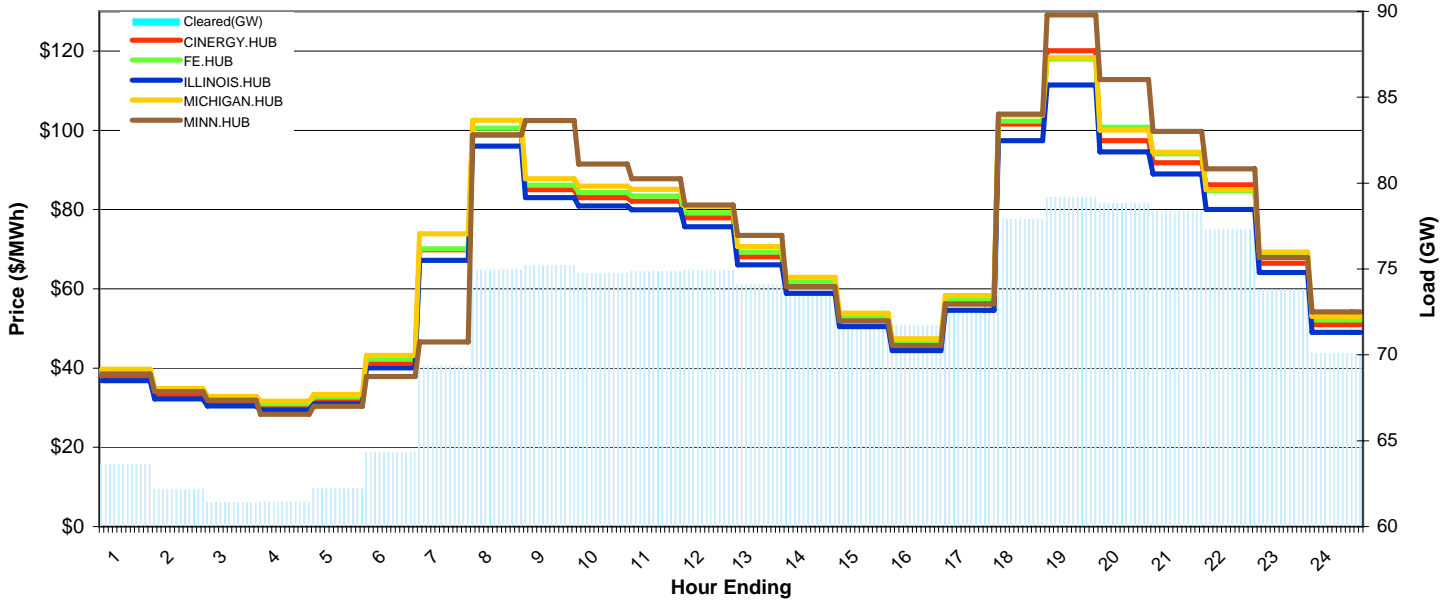
MISO Daily Report

Delivery Day: Monday, December 17, 2007

Price Color Codes: ≤0 ≥100 ≥200

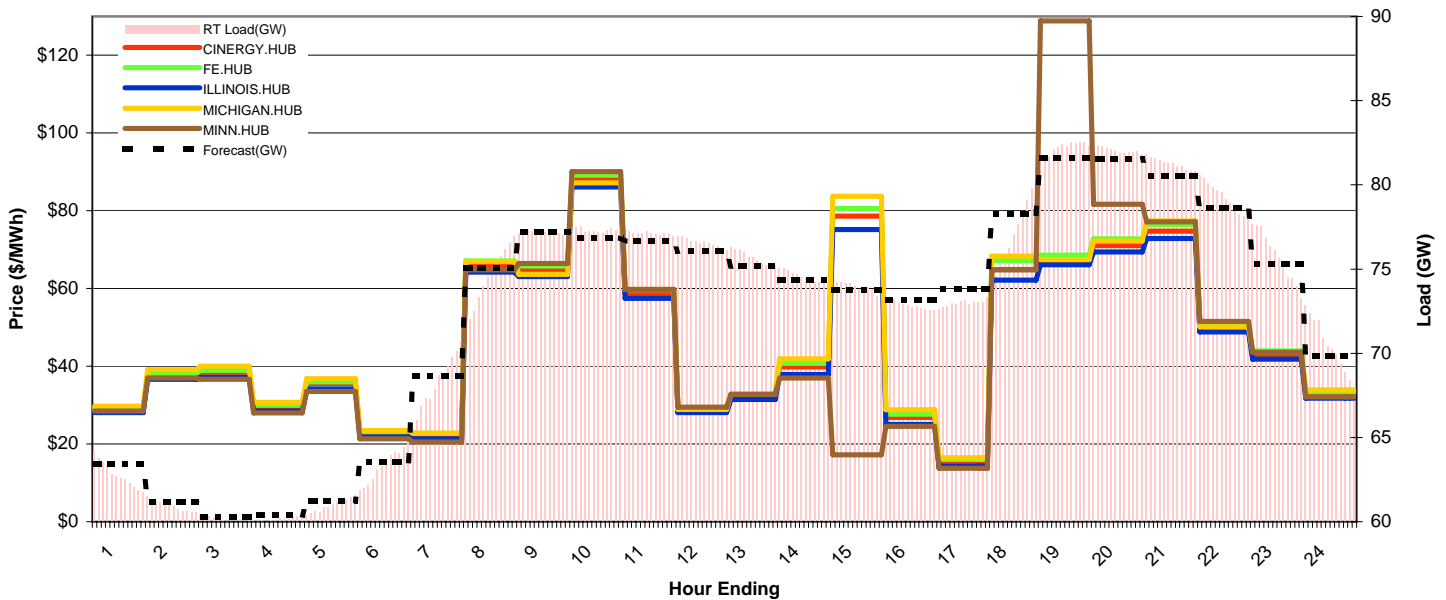
Day-Ahead Prices and Cleared Load

	HE1	HE2	HE3	HE4	HE5	HE6	HE7	HE8	HE9	HE10	HE11	HE12	HE13	HE14	HE15	HE16	HE17	HE18	HE19	HE20	HE21	HE22	HE23	HE24
CINERGY.HUB	38.07	33.38	31.50	30.30	31.95	41.32	69.86	98.85	85.00	83.03	82.15	77.89	68.08	60.60	51.93	45.70	56.20	101.55	120.08	97.37	91.83	86.22	66.49	50.93
FE.HUB	39.01	34.19	32.27	30.99	32.69	42.24	70.05	100.50	86.18	84.31	83.44	79.20	69.24	61.61	52.80	46.47	57.14	102.28	117.96	100.75	94.05	84.74	68.07	52.14
ILLINOIS.HUB	36.78	32.21	30.42	29.37	30.95	40.05	67.17	95.99	83.04	80.89	79.96	75.62	66.07	58.84	50.43	44.38	54.57	97.35	111.46	94.59	88.96	80.04	64.13	49.04
MICHIGAN.HUB	39.71	34.79	32.85	31.68	33.38	43.20	73.88	102.56	87.75	85.94	85.09	80.83	70.68	62.87	53.87	47.41	58.30	103.83	118.32	100.01	94.49	85.05	69.26	53.04
MINN.HUB	38.48	34.08	31.93	28.38	30.40	37.86	46.58	98.84	102.43	91.52	87.74	81.18	73.46	60.58	51.91	45.69	56.18	104.06	129.13	112.78	99.71	90.30	67.91	54.22
Cleared(GW)	63.6	62.2	61.4	61.4	62.2	64.3	69.3	74.9	75.2	74.8	74.8	74.9	74.1	73.5	72.4	71.7	72.6	77.9	79.2	78.8	78.4	77.3	73.8	70.1



Preliminary Real-Time Prices with Forecasted and Actual System Load

	HE1	HE2	HE3	HE4	HE5	HE6	HE7	HE8	HE9	HE10	HE11	HE12	HE13	HE14	HE15	HE16	HE17	HE18	HE19	HE20	HE21	HE22	HE23	HE24
CINERGY.HUB	28.55	37.64	38.47	29.58	35.55	22.74	22.29	65.88	64.77	87.93	58.71	28.75	32.23	39.88	78.66	26.80	15.55	64.89	66.73	71.04	74.75	50.10	42.94	32.78
FE.HUB	29.12	38.18	38.97	29.95	35.96	23.07	22.73	67.06	65.80	89.31	59.69	29.26	32.81	40.76	80.64	27.70	16.08	67.20	68.59	72.76	76.48	51.30	43.93	33.42
ILLINOIS.HUB	28.06	36.63	37.10	28.48	34.19	21.80	21.31	64.22	63.08	86.15	57.50	28.11	31.47	37.89	75.17	25.01	14.30	62.17	66.15	69.43	72.89	48.80	41.80	31.81
MICHIGAN.HUB	29.69	39.14	40.05	30.73	36.80	23.44	22.78	66.96	63.68	87.15	59.77	28.87	32.88	41.94	83.75	28.85	16.49	68.34	67.42	72.24	77.43	50.18	43.72	33.91
MINN.HUB	28.52	36.96	36.60	28.02	33.53	21.36	20.48	64.80	66.48	90.08	59.77	29.49	32.79	36.96	17.18	24.55	13.74	64.82	128.84	81.69	77.16	51.52	43.62	32.07
Forecasted(GW)	63.4	61.2	60.3	60.4	61.2	63.5	68.7	75.1	77.2	76.8	76.6	76.1	75.2	74.4	73.8	73.2	73.8	78.3	81.6	81.5	80.5	78.6	75.3	69.9
(RT) - (DA Load)	-0.83	-1.21	-1.23	-1.26	-1.25	-0.97	-1.18	-0.48	1.95	2.54	2.29	1.66	1.60	1.11	1.54	1.14	0.41	-0.76	2.91	3.25	2.89	1.97	1.94	0.37



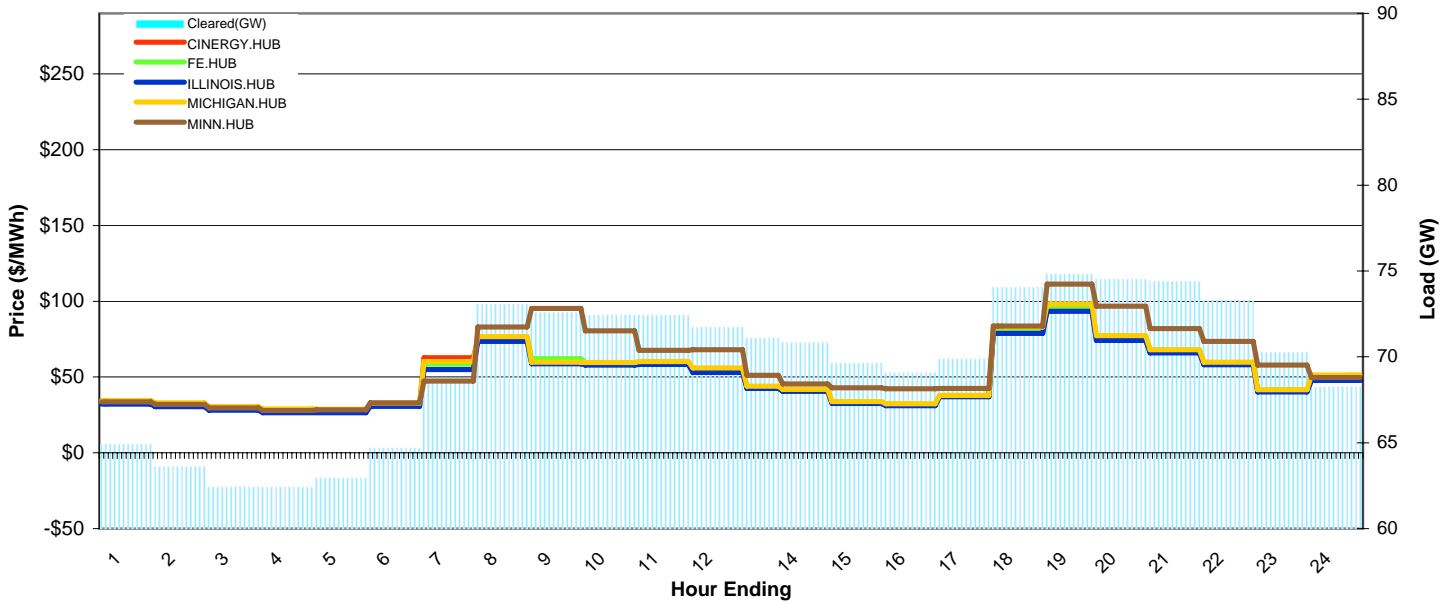
MISO Daily Report

Delivery Day: Tuesday, December 18, 2007

Price Color Codes: ≤0 ≥100 ≥200

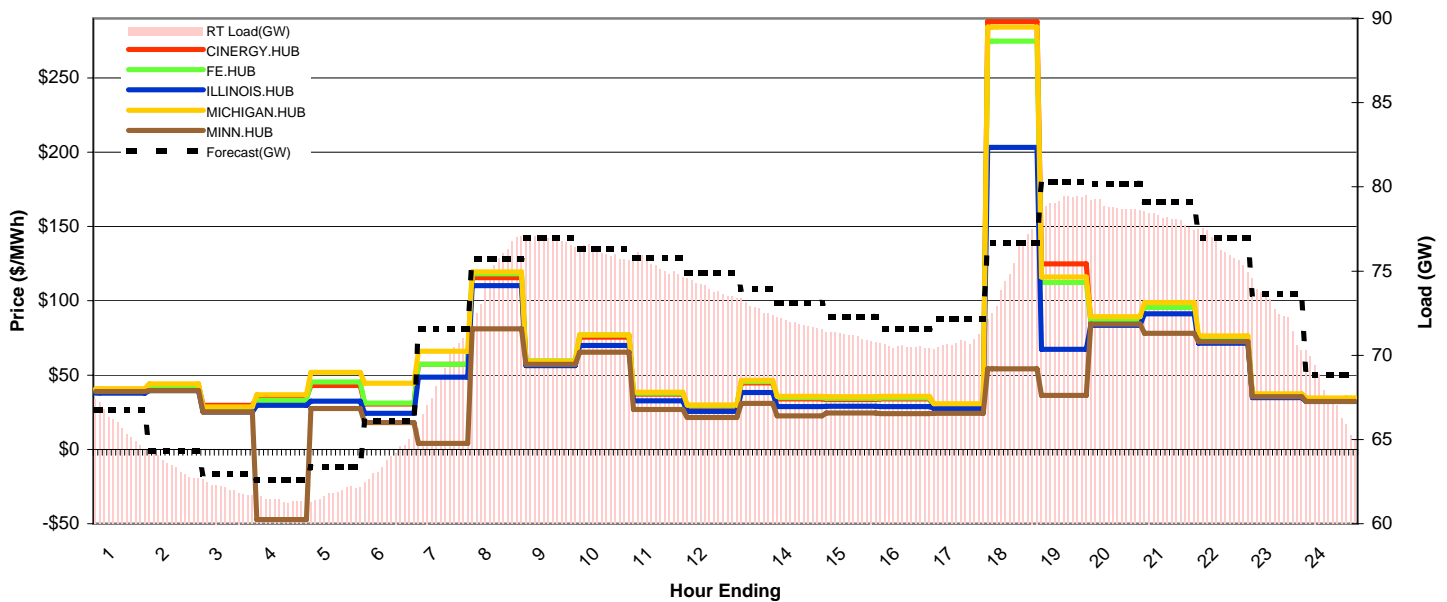
Day-Ahead Prices and Cleared Load

	HE1	HE2	HE3	HE4	HE5	HE6	HE7	HE8	HE9	HE10	HE11	HE12	HE13	HE14	HE15	HE16	HE17	HE18	HE19	HE20	HE21	HE22	HE23	HE24
CINERGY.HUB	32.84	31.56	29.23	27.58	28.00	31.82	62.72	74.54	60.27	58.59	58.60	53.92	42.90	40.90	33.01	31.50	37.13	79.70	94.51	74.97	66.37	58.33	40.77	48.72
FE.HUB	33.64	32.05	29.72	28.07	28.16	32.23	58.57	76.29	62.12	59.63	59.76	55.17	43.75	41.68	33.68	32.19	37.82	81.46	96.65	76.62	67.72	59.50	41.59	49.86
ILLINOIS.HUB	32.15	30.49	28.18	26.52	26.53	30.66	54.89	73.49	58.66	57.98	58.26	53.06	42.57	40.68	32.66	31.01	36.93	78.80	93.38	74.22	65.97	58.03	40.20	47.73
MICHIGAN.HUB	34.51	32.91	30.56	28.88	28.81	32.71	60.16	76.67	59.82	59.70	60.23	56.02	43.95	41.89	33.75	32.45	37.94	83.00	98.20	77.32	68.10	59.84	41.71	51.27
MINN.HUB	33.69	32.02	29.63	27.98	28.39	32.96	47.31	83.13	95.29	80.42	67.84	68.00	51.11	45.36	42.90	42.26	42.55	83.67	111.38	96.86	82.08	73.55	57.85	49.71
Cleared(GW)	64.9	63.6	62.4	62.4	63.0	64.7	68.8	73.1	72.6	72.4	72.4	71.7	71.1	70.8	69.6	69.1	69.9	74.0	74.8	74.5	74.4	73.3	70.3	68.3



Preliminary Real-Time Prices with Forecasted and Actual System Load

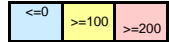
	HE1	HE2	HE3	HE4	HE5	HE6	HE7	HE8	HE9	HE10	HE11	HE12	HE13	HE14	HE15	HE16	HE17	HE18	HE19	HE20	HE21	HE22	HE23	HE24
CINERGY.HUB	39.31	42.87	29.58	34.86	43.03	30.60	57.31	115.64	58.31	75.56	37.26	28.92	44.64	33.90	33.65	34.02	29.39	287.86	124.90	85.76	96.06	73.44	35.90	33.19
FE.HUB	39.93	42.47	27.77	32.85	45.41	31.22	57.23	118.17	59.53	76.97	37.95	29.51	45.54	34.77	34.49	34.62	29.81	274.67	112.43	86.95	95.63	74.30	36.34	33.39
ILLINOIS.HUB	37.93	39.59	25.24	29.57	32.51	24.39	48.61	110.12	56.28	69.91	32.67	25.54	38.25	28.82	29.06	28.90	27.44	203.14	67.35	83.60	91.32	71.43	34.89	32.17
MICHIGAN.HUB	40.78	44.00	28.49	36.80	51.90	44.61	65.97	119.45	59.37	76.98	38.43	29.86	46.40	35.60	35.46	35.76	30.78	284.28	116.05	89.25	98.69	76.37	37.41	34.66
MINN.HUB	38.96	39.58	25.07	-47.23	27.60	17.96	4.10	81.16	57.21	65.50	26.85	21.46	30.96	22.60	24.53	23.98	24.22	54.31	36.34	84.46	78.19	72.46	35.47	32.23
Forecasted(GW)	66.7	64.3	63.0	62.6	63.3	66.1	71.6	75.7	76.9	76.3	75.8	74.9	73.9	73.1	72.3	71.6	72.2	76.7	80.3	80.2	79.1	77.0	73.6	68.8
(RT) - (DA Load)	0.92	-0.21	-0.36	-1.02	-1.14	-0.84	0.11	2.03	4.29	3.64	2.85	2.21	1.71	1.05	1.49	1.45	0.94	1.17	4.38	4.31	3.69	3.06	2.34	-0.68



MISO Daily Report

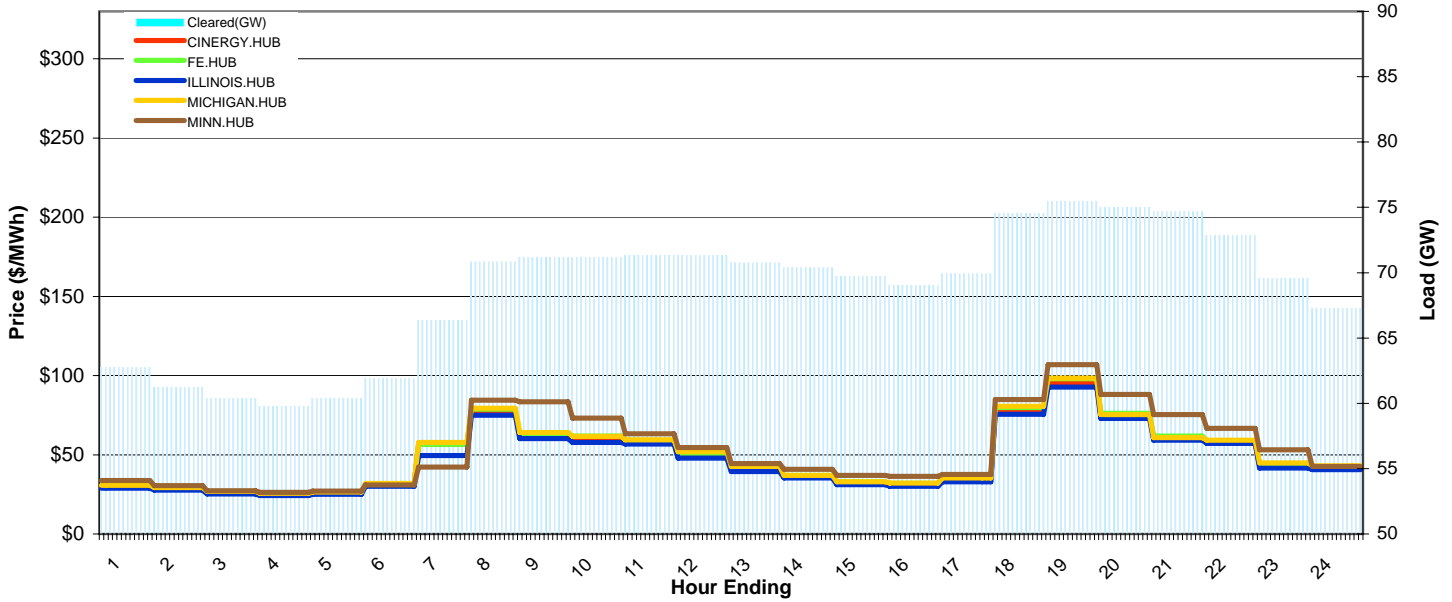
Delivery Day: Wednesday, December 19, 2007

Price Color Codes:



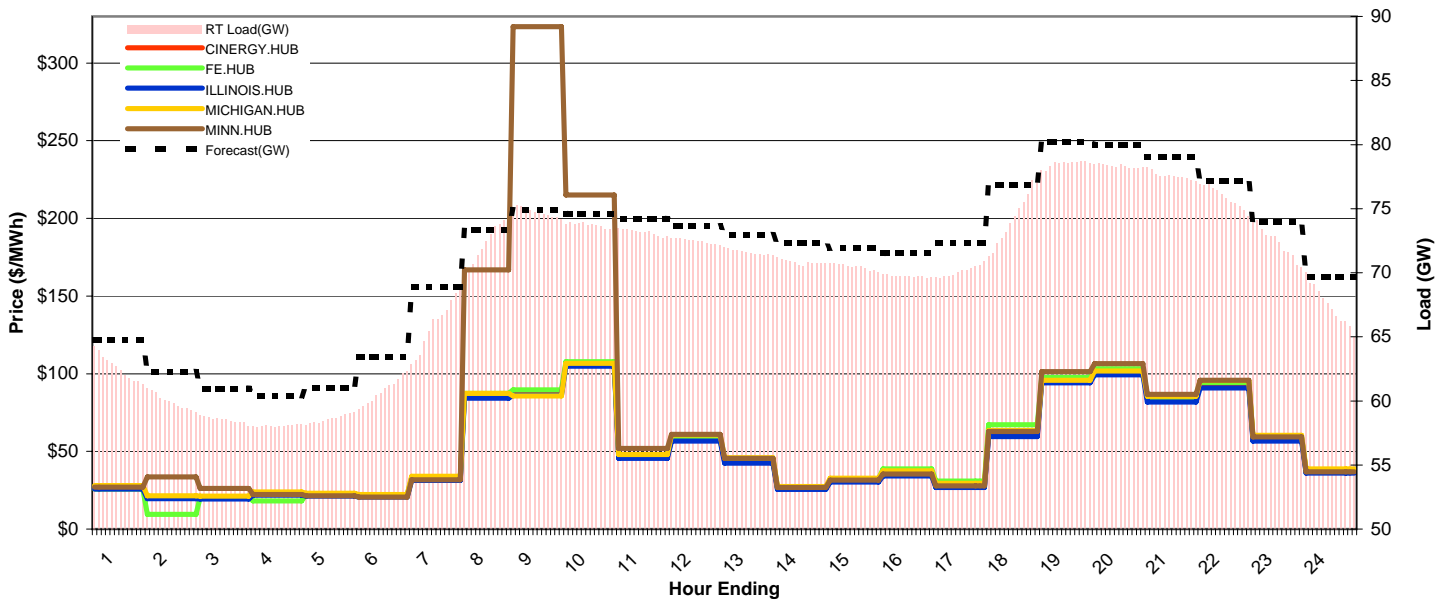
Day-Ahead Prices and Cleared Load

	HE1	HE2	HE3	HE4	HE5	HE6	HE7	HE8	HE9	HE10	HE11	HE12	HE13	HE14	HE15	HE16	HE17	HE18	HE19	HE20	HE21	HE22	HE23	HE24
CINERGY.HUB	30.00	28.62	26.32	25.26	26.15	31.52	56.59	76.99	61.69	60.06	57.91	49.58	40.83	36.26	32.19	31.15	34.34	78.00	95.44	74.22	60.23	57.54	42.91	41.34
FE.HUB	30.57	28.93	26.54	25.48	26.34	31.68	56.61	78.80	63.01	61.90	59.20	50.91	41.92	36.96	32.89	31.86	35.12	79.92	97.99	76.15	61.77	58.73	44.08	42.20
ILLINOIS.HUB	28.87	27.61	25.36	24.30	25.00	30.09	49.58	75.02	60.17	57.81	56.74	47.97	39.35	35.28	31.13	30.16	32.98	75.63	92.75	72.90	59.26	57.18	41.69	40.57
MICHIGAN.HUB	30.71	29.22	26.84	25.74	26.57	31.98	57.86	79.51	64.09	61.56	59.42	51.93	42.67	37.05	33.04	32.09	35.39	80.73	98.33	75.44	60.89	59.16	44.84	43.11
MINN.HUB	33.80	30.58	27.35	26.31	27.15	31.01	42.15	84.42	83.52	73.19	63.25	54.60	44.37	40.76	36.91	36.36	37.57	84.81	106.83	88.14	75.34	66.75	53.05	42.67
Cleared(GW)	62.8	61.3	60.4	59.8	60.4	61.9	66.4	70.8	71.2	71.2	71.3	71.3	70.8	70.4	69.7	69.1	69.9	74.6	75.5	75.0	74.7	72.9	69.6	67.3



Preliminary Real-Time Prices with Forecasted and Actual System Load

	HE1	HE2	HE3	HE4	HE5	HE6	HE7	HE8	HE9	HE10	HE11	HE12	HE13	HE14	HE15	HE16	HE17	HE18	HE19	HE20	HE21	HE22	HE23	HE24
CINERGY.HUB	26.62	20.32	20.26	22.70	21.99	21.33	32.69	85.94	87.75	106.14	46.36	57.95	43.47	26.04	30.89	34.90	27.39	60.63	95.63	101.27	83.42	93.08	58.07	37.30
FE.HUB	25.81	9.44	20.39	18.10	22.15	21.75	33.45	87.39	89.61	107.65	47.16	59.10	44.43	26.56	32.22	38.68	30.94	67.17	97.69	103.29	84.95	94.44	58.98	37.87
ILLINOIS.HUB	25.75	19.57	19.40	21.84	21.15	20.54	31.38	84.26	86.07	104.86	45.51	56.75	42.49	25.45	30.22	34.10	26.78	59.61	94.18	99.34	81.68	90.92	56.57	36.09
MICHIGAN.HUB	27.98	21.43	21.29	23.88	23.12	22.18	34.02	87.43	85.64	106.64	47.99	60.64	45.85	27.47	32.76	37.47	29.50	63.40	95.74	101.78	85.56	95.64	60.40	38.82
MINN.HUB	26.91	33.51	26.17	22.32	21.43	20.65	31.81	166.90	323.49	214.99	51.92	61.06	45.47	26.74	31.47	35.49	27.77	62.85	101.33	106.56	86.75	95.84	59.28	36.95
Forecasted(GW)	64.8	62.3	61.0	60.4	61.0	63.4	68.9	73.4	74.9	74.6	74.2	73.6	72.9	72.4	71.9	71.5	72.3	76.8	80.2	80.0	79.0	77.2	74.0	69.6
(RT) - (DA Load)	-0.21	-1.32	-1.87	-1.73	-1.80	-1.15	-0.42	1.41	3.49	2.51	1.78	1.14	0.84	0.41	0.71	0.66	0.15	-0.40	3.00	3.32	2.89	3.03	2.78	0.17



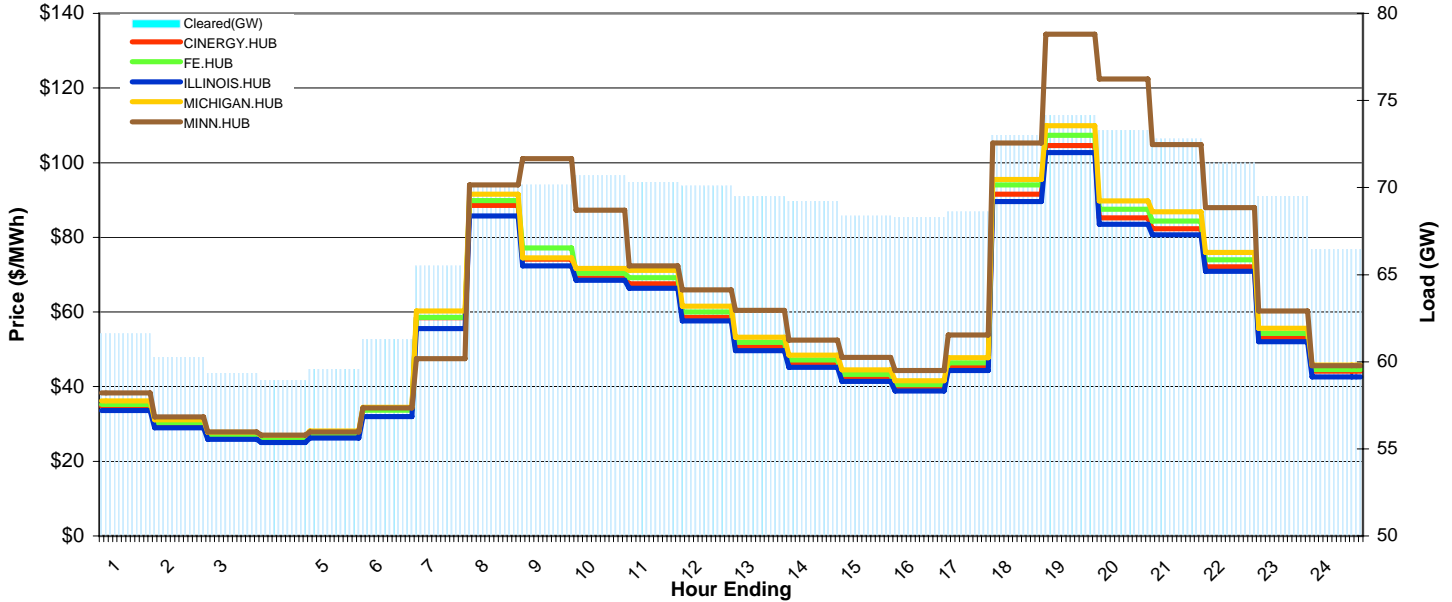
MISO Daily Report

Delivery Day: Thursday, December 20, 2007

Price Color Codes: ≤0 ≥100 ≥200

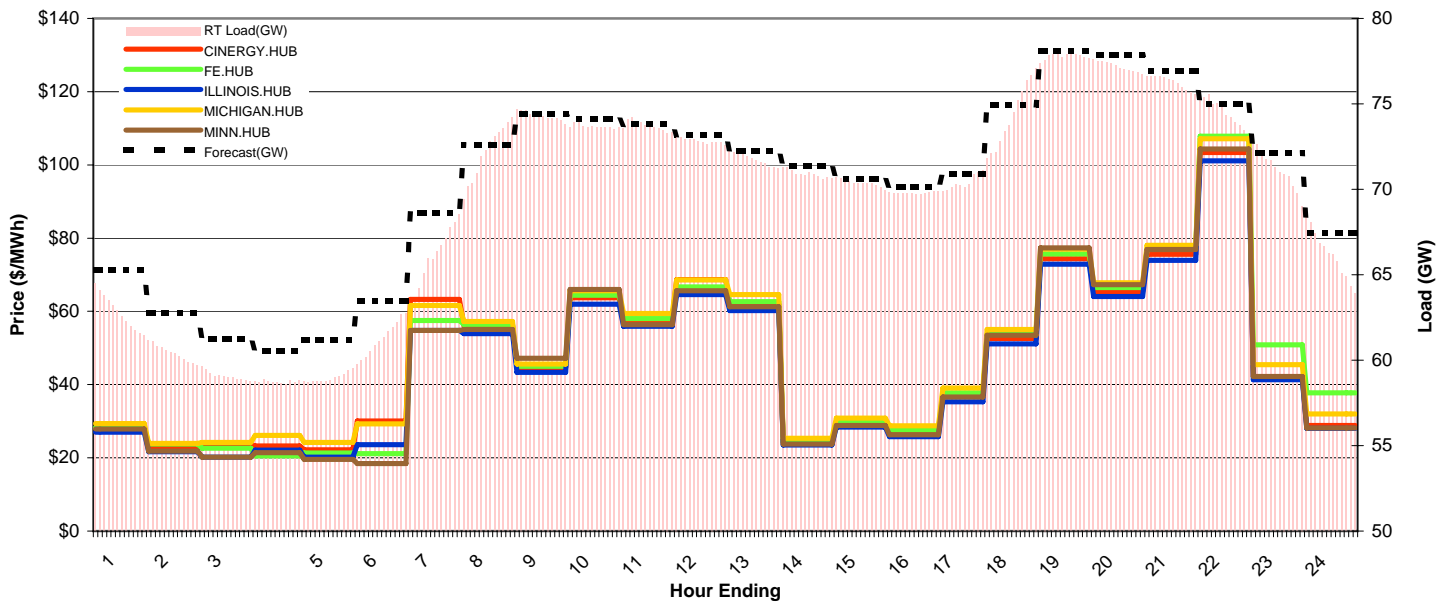
Day-Ahead Prices and Cleared Load

	HE1	HE2	HE3	HE4	HE5	HE6	HE7	HE8	HE9	HE10	HE11	HE12	HE13	HE14	HE15	HE16	HE17	HE18	HE19	HE20	HE21	HE22	HE23	HE24
CINERGY.HUB	34.77	29.91	26.85	26.04	27.44	34.02	58.47	88.57	74.19	69.08	67.52	58.55	50.64	46.48	42.26	39.85	45.51	91.56	104.61	85.19	82.26	72.12	53.04	44.16
FE.HUB	35.27	30.35	27.10	26.28	27.52	33.70	58.54	89.87	77.13	70.40	69.19	60.03	51.87	47.15	43.32	40.55	46.42	94.04	107.31	87.54	84.40	73.98	54.27	44.57
ILLINOIS.HUB	33.64	29.01	25.86	25.07	26.26	31.94	55.55	85.71	72.33	68.50	66.39	57.57	49.60	45.22	41.44	38.84	44.32	89.58	102.72	83.48	80.65	70.91	52.03	42.57
MICHIGAN.HUB	36.22	31.16	27.79	26.96	28.15	34.43	60.26	91.60	74.50	71.68	71.13	61.56	53.22	48.40	44.48	41.62	47.71	95.49	109.94	89.78	86.81	75.99	55.65	45.80
MINN.HUB	38.31	31.86	27.86	27.01	27.84	34.26	47.48	94.02	101.06	87.25	72.32	65.94	60.47	52.47	47.80	44.36	53.80	105.26	134.44	122.39	104.87	87.98	60.24	45.63
Cleared(GW)	61.6	60.3	59.4	58.9	59.6	61.3	65.5	70.1	70.2	70.7	70.3	70.1	69.5	69.2	68.4	68.3	68.6	73.0	74.1	73.3	72.8	71.4	69.5	66.4



Preliminary Real-Time Prices with Forecasted and Actual System Load

	HE1	HE2	HE3	HE4	HE5	HE6	HE7	HE8	HE9	HE10	HE11	HE12	HE13	HE14	HE15	HE16	HE17	HE18	HE19	HE20	HE21	HE22	HE23	HE24
CINERGY.HUB	28.03	22.87	23.45	23.25	22.21	30.09	63.28	56.21	44.65	63.74	57.47	68.66	61.92	24.11	29.39	27.21	37.16	52.65	74.33	65.37	75.58	103.38	42.21	28.80
FE.HUB	28.32	23.75	22.63	20.58	21.30	21.16	57.54	56.42	45.04	64.44	58.02	66.67	62.62	24.41	29.72	27.63	37.74	53.71	75.72	66.50	76.91	107.84	50.83	37.73
ILLINOIS.HUB	26.99	21.70	20.22	22.11	20.18	23.63	54.80	53.88	43.36	61.98	55.90	64.54	60.22	23.55	28.38	25.80	35.27	51.13	72.87	64.05	73.94	101.07	41.31	28.08
MICHIGAN.HUB	29.39	23.93	24.25	26.11	24.24	29.25	61.61	57.21	45.62	65.67	59.45	68.60	64.62	25.31	30.89	28.71	39.03	55.04	77.00	67.79	78.03	107.12	45.45	32.01
MINN.HUB	27.84	21.82	20.18	21.44	19.61	18.42	54.83	55.07	47.15	65.94	56.39	65.64	61.27	23.80	28.87	26.31	36.61	53.51	77.32	67.25	76.88	104.31	42.18	28.18
Forecasted(GW)	65.3	62.8	61.3	60.6	61.2	63.5	68.6	72.6	74.4	74.1	73.8	73.2	72.2	71.4	70.6	70.1	70.9	74.9	78.1	77.9	76.9	75.0	72.1	67.4
(RT) - (DA Load)	1.18	0.14	-0.29	-0.19	-0.59	-0.04	0.54	2.03	4.15	2.98	3.40	2.75	2.25	1.71	1.99	1.50	1.76	1.30	3.63	3.90	3.45	3.09	1.66	-0.26



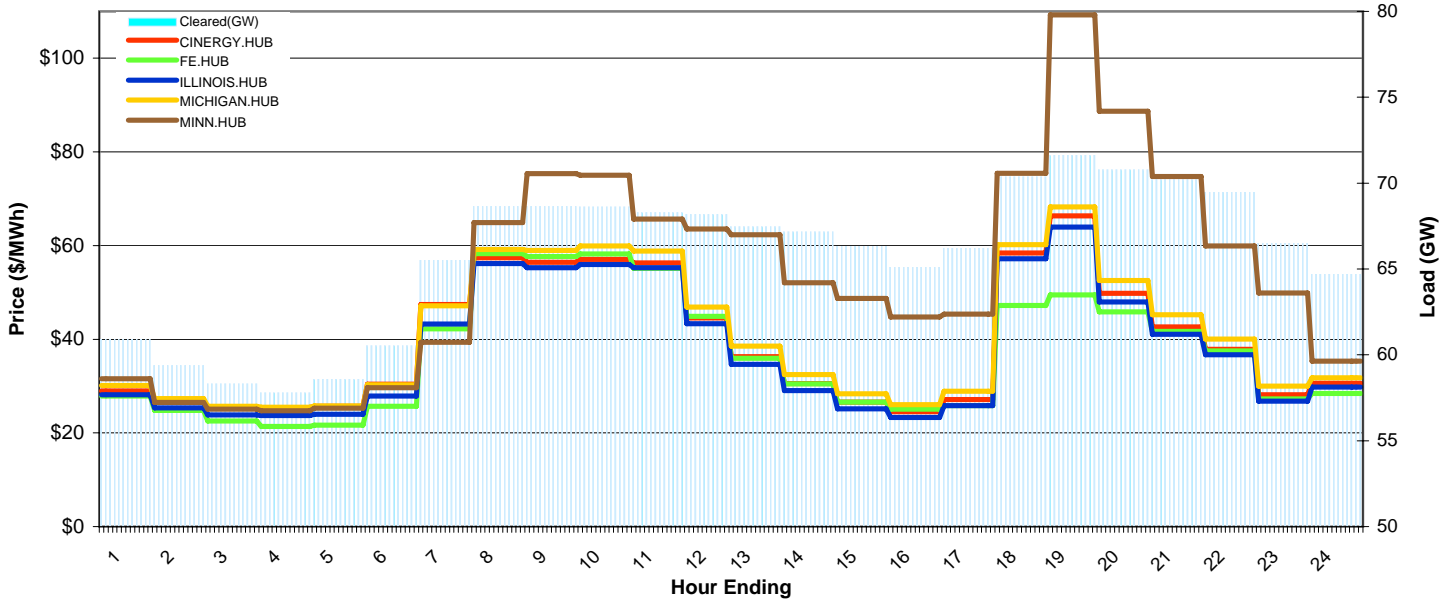
MISO Daily Report

Delivery Day: Friday, December 21, 2007

Price Color Codes: ≤0 ≥100 ≥200

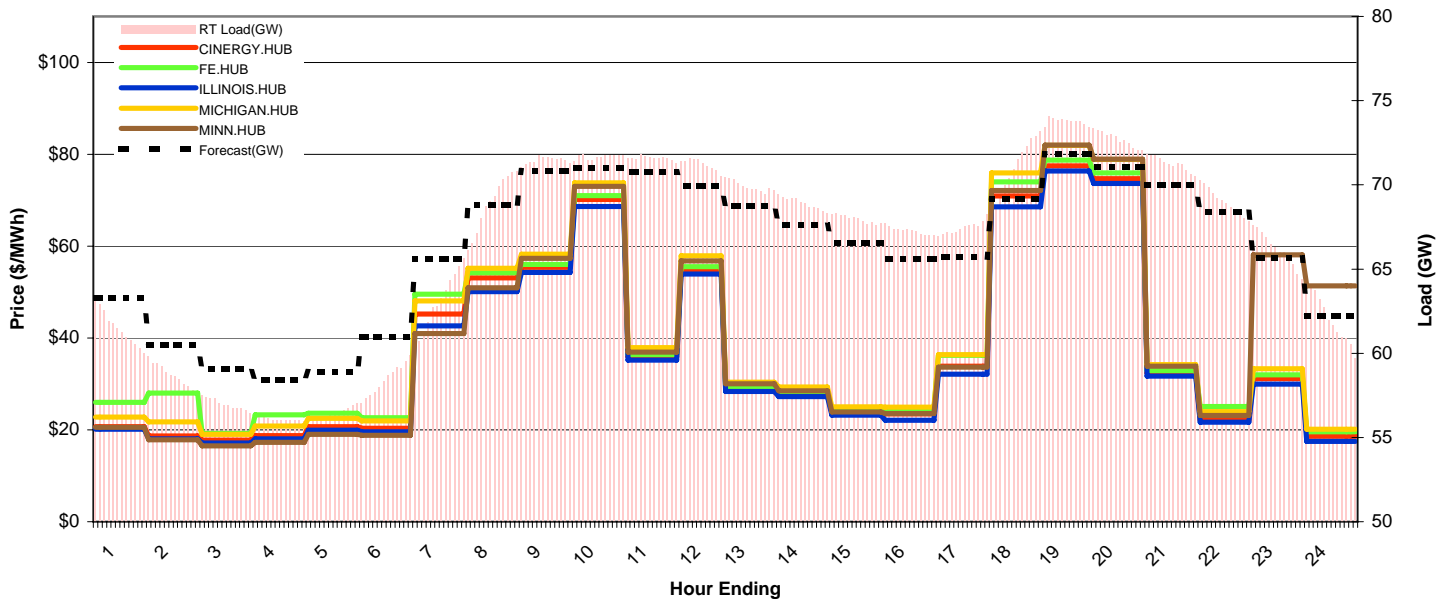
Day-Ahead Prices and Cleared Load

	HE1	HE2	HE3	HE4	HE5	HE6	HE7	HE8	HE9	HE10	HE11	HE12	HE13	HE14	HE15	HE16	HE17	HE18	HE19	HE20	HE21	HE22	HE23	HE24
CINERGY.HUB	28.95	26.58	25.34	25.43	25.67	30.40	47.44	57.37	56.41	57.06	56.28	44.55	36.28	30.54	26.61	24.52	27.12	58.43	66.33	49.82	42.61	37.82	28.12	30.58
FE.HUB	27.87	24.81	22.57	21.37	21.69	25.72	42.23	58.30	57.66	58.24	55.15	44.87	35.95	30.45	26.55	25.06	25.83	47.21	49.50	45.85	41.71	37.54	27.23	28.40
ILLINOIS.HUB	28.15	25.33	23.85	23.69	24.00	27.90	43.23	56.14	55.24	55.93	55.26	43.34	34.67	29.07	25.14	23.27	25.82	57.18	63.93	47.98	41.08	36.69	26.77	29.80
MICHIGAN.HUB	30.14	27.30	25.70	25.46	25.78	30.24	47.13	59.15	58.99	59.92	58.83	46.90	38.56	32.48	28.38	26.03	28.88	60.19	68.28	52.52	45.26	40.04	29.97	31.79
MINN.HUB	31.59	26.52	25.06	24.75	25.31	29.65	39.35	64.89	75.36	75.01	65.63	63.56	62.29	52.04	48.73	44.74	45.38	75.42	109.22	88.65	74.76	59.92	49.90	35.32
Cleared(GW)	60.9	59.4	58.3	57.8	58.6	60.5	65.5	68.6	68.6	68.6	68.3	68.2	67.5	67.2	66.3	65.1	66.2	70.4	71.6	70.8	70.2	69.5	66.5	64.7



Preliminary Real-Time Prices with Forecasted and Actual System Load

	HE1	HE2	HE3	HE4	HE5	HE6	HE7	HE8	HE9	HE10	HE11	HE12	HE13	HE14	HE15	HE16	HE17	HE18	HE19	HE20	HE21	HE22	HE23	HE24
CINERGY.HUB	20.69	18.66	17.77	18.74	20.67	20.37	45.19	53.07	55.36	70.15	35.91	54.87	28.89	27.81	23.66	23.47	33.88	70.91	77.45	74.71	32.31	22.08	31.16	18.63
FE.HUB	25.96	28.00	19.25	23.25	23.62	22.62	49.53	54.20	56.02	70.99	36.37	55.50	29.38	28.21	24.04	24.47	36.21	73.98	78.74	75.95	32.88	25.11	32.00	19.59
ILLINOIS.HUB	20.10	18.03	17.13	18.05	19.89	19.60	42.65	50.10	54.24	68.60	35.18	53.91	28.35	27.24	23.19	22.06	32.15	68.52	76.38	73.64	31.71	21.68	29.96	17.47
MICHIGAN.HUB	22.77	21.71	18.99	20.81	22.49	21.94	48.09	55.19	58.22	73.78	37.89	57.91	30.36	29.34	24.98	24.92	36.36	75.91	81.93	78.84	34.23	23.98	33.33	20.15
MINN.HUB	20.55	17.81	16.53	17.25	18.99	18.78	40.93	50.91	57.34	73.03	36.95	56.78	30.01	28.49	23.88	23.54	33.65	72.09	81.98	78.92	33.86	23.15	58.07	51.32
Forecasted(GW)	63.3	60.5	59.1	58.4	58.9	60.9	65.6	68.8	70.9	71.0	70.8	69.9	68.7	67.6	66.5	65.6	65.7	69.2	71.9	71.1	70.0	68.4	65.7	62.2
(RT) - (DA Load)	0.56	-0.70	-1.33	-1.70	-2.12	-2.09	-2.50	0.31	2.83	3.04	3.30	3.06	2.47	1.74	1.66	2.15	1.25	0.68	2.16	1.94	1.07	-0.45	-0.36	-2.62



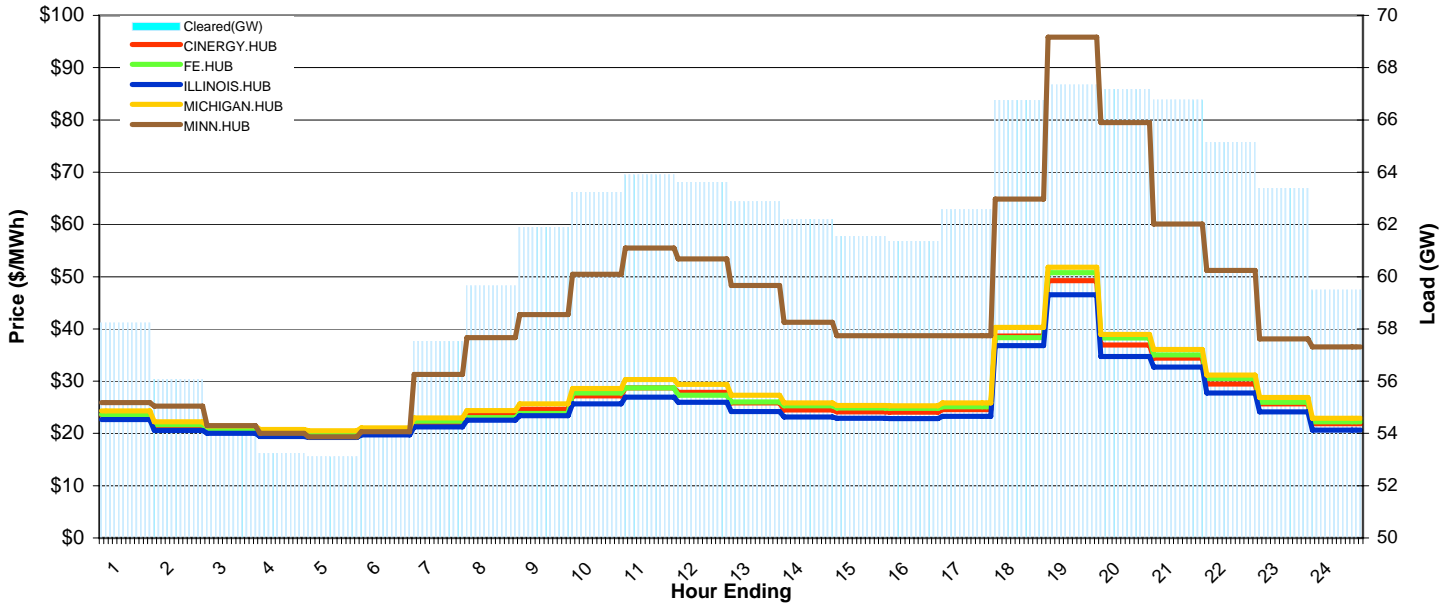
MISO Daily Report

Delivery Day: Saturday, December 22, 2007

Price Color Codes: ≤0 ≥100 ≥200

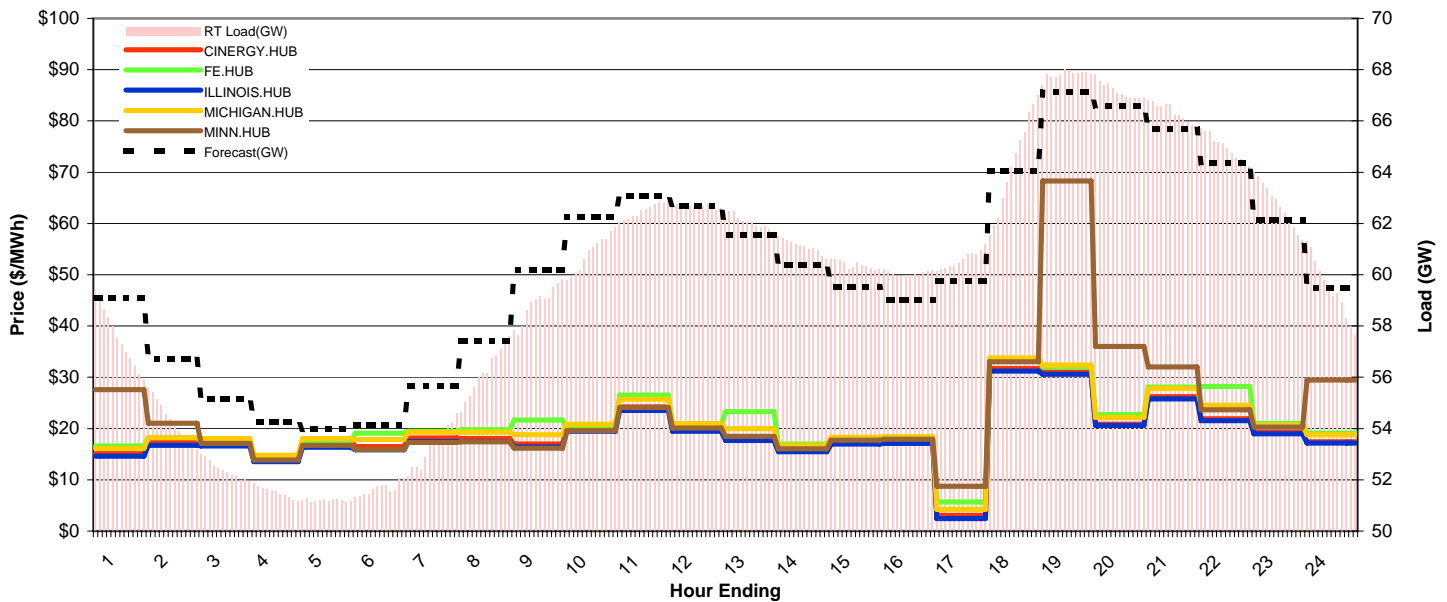
Day-Ahead Prices and Cleared Load

	HE1	HE2	HE3	HE4	HE5	HE6	HE7	HE8	HE9	HE10	HE11	HE12	HE13	HE14	HE15	HE16	HE17	HE18	HE19	HE20	HE21	HE22	HE23	HE24
CINERGY.HUB	23.53	21.47	20.75	20.13	19.91	20.42	22.11	23.48	24.61	27.18	28.75	27.86	25.85	24.49	24.10	24.06	24.55	38.67	49.23	36.91	34.40	29.48	25.63	21.89
FE.HUB	23.66	21.67	20.75	20.24	20.05	20.57	22.33	23.03	23.83	27.75	28.70	27.33	26.04	25.31	24.88	24.83	25.09	38.36	50.78	38.27	35.00	30.51	25.99	22.20
ILLINOIS.HUB	22.65	20.58	20.00	19.43	19.24	19.71	21.26	22.51	23.39	25.65	26.97	25.99	24.17	23.13	22.89	22.86	23.27	36.79	46.57	34.73	32.71	27.74	24.10	20.66
MICHIGAN.HUB	24.34	22.25	21.43	20.77	20.54	21.09	22.96	24.38	25.64	28.61	30.29	29.41	27.34	25.82	25.33	25.28	25.83	40.31	51.81	38.93	36.08	31.16	26.88	22.91
MINN.HUB	25.92	25.23	21.52	20.00	19.38	20.32	31.28	38.33	42.76	50.44	55.47	53.39	48.30	41.25	38.69	38.71	38.71	64.84	95.86	79.51	60.10	51.18	38.06	36.56
Cleared(GW)	58.2	56.1	54.2	53.2	53.1	54.1	57.5	59.7	61.9	63.2	63.9	63.6	62.9	62.2	61.5	61.4	62.6	66.7	67.3	67.2	66.8	65.1	63.4	59.5



Preliminary Real-Time Prices with Forecasted and Actual System Load

	HE1	HE2	HE3	HE4	HE5	HE6	HE7	HE8	HE9	HE10	HE11	HE12	HE13	HE14	HE15	HE16	HE17	HE18	HE19	HE20	HE21	HE22	HE23	HE24
CINERGY.HUB	15.09	17.34	17.27	14.10	17.74	16.46	18.14	18.06	16.95	20.01	24.19	19.96	18.04	15.81	17.36	17.50	3.08	31.71	31.03	20.88	26.19	21.94	19.29	17.44
FE.HUB	16.58	18.25	17.53	14.34	17.57	19.09	19.46	19.80	21.66	20.30	26.54	20.75	23.30	17.00	18.06	18.01	5.70	33.55	32.02	22.75	28.06	28.21	20.98	19.11
ILLINOIS.HUB	14.58	16.73	16.63	13.57	16.34	15.85	17.45	17.47	16.41	19.48	23.56	19.46	17.64	15.46	16.99	17.12	2.42	31.18	30.56	20.57	25.75	21.54	18.96	17.16
MICHIGAN.HUB	16.11	18.21	18.06	14.77	18.02	17.83	19.31	19.29	18.77	20.83	25.73	20.98	19.99	16.76	18.28	18.39	4.23	33.80	32.37	22.13	27.81	24.54	20.66	18.77
MINN.HUB	27.56	21.03	17.12	13.88	16.71	15.92	17.28	17.39	16.17	19.57	24.07	20.13	18.47	16.03	17.73	17.89	8.76	33.00	68.27	36.04	32.03	23.65	20.31	29.48
Forecasted(GW)	59.1	56.7	55.1	54.3	54.0	54.1	55.7	57.4	60.2	62.2	63.1	62.7	61.6	60.4	59.5	59.0	59.8	64.0	67.1	66.6	65.7	64.4	62.1	59.5
(RT) - (DA Load)	-0.71	-1.76	-1.87	-1.75	-1.92	-2.41	-4.19	-3.45	-3.03	-2.40	-1.42	-0.93	-0.81	-1.08	-1.16	-1.31	-2.00	-2.41	0.46	0.00	-0.43	-0.19	-0.68	-0.03



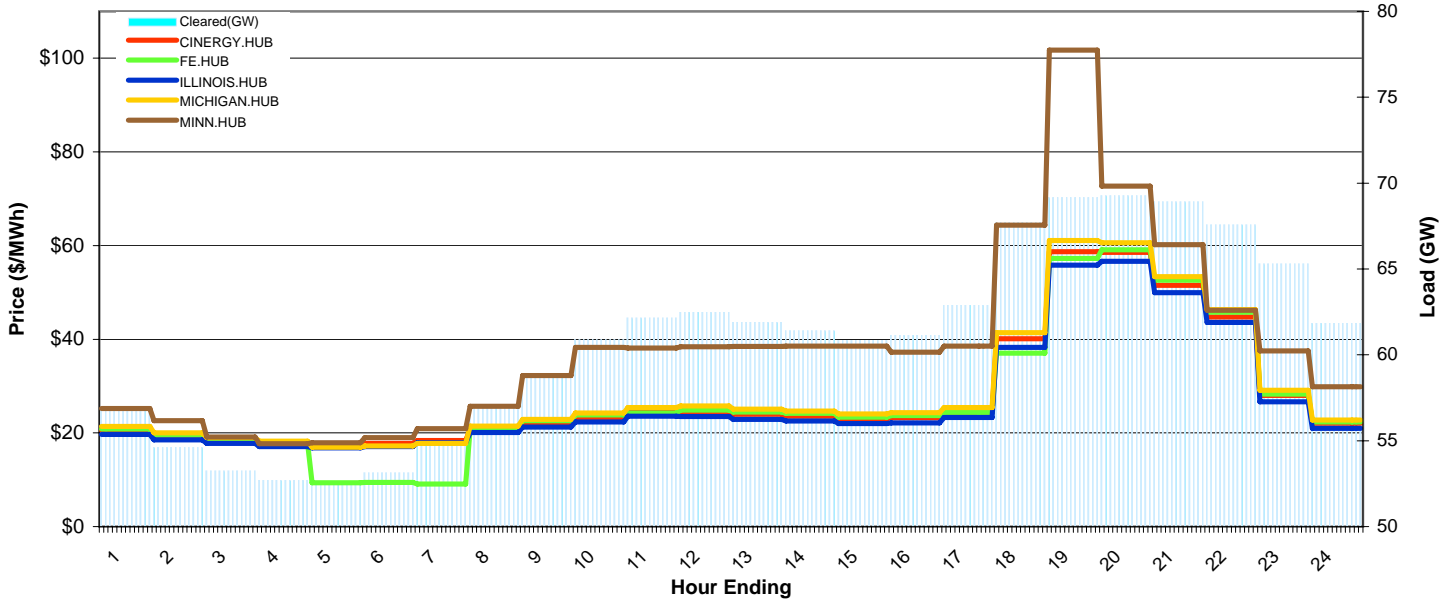
MISO Daily Report

Delivery Day: Sunday, December 23, 2007

Price Color Codes: ≤0 ≥100 ≥200

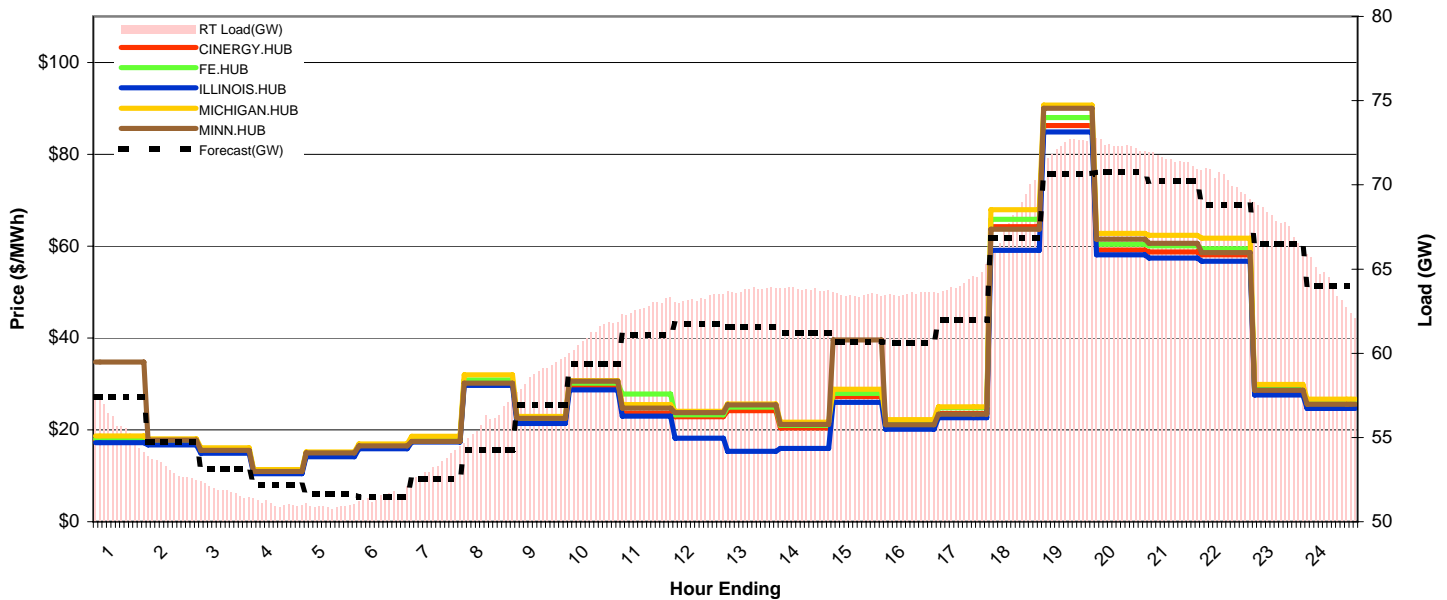
Day-Ahead Prices and Cleared Load

	HE1	HE2	HE3	HE4	HE5	HE6	HE7	HE8	HE9	HE10	HE11	HE12	HE13	HE14	HE15	HE16	HE17	HE18	HE19	HE20	HE21	HE22	HE23	HE24
CINERGY.HUB	20.59	19.33	18.41	17.66	17.43	17.74	18.38	20.74	22.04	23.30	24.53	24.60	23.97	23.59	23.02	23.23	24.36	40.08	58.68	58.54	51.52	44.78	28.00	22.05
FE.HUB	20.84	19.51	18.55	17.74	9.36	9.43	9.10	20.92	22.64	23.84	24.28	24.87	24.43	24.19	23.36	23.73	24.42	37.01	57.24	59.07	52.63	45.81	28.31	22.34
ILLINOIS.HUB	19.66	18.53	17.75	17.05	16.82	17.10	17.89	20.12	21.25	22.37	23.57	23.49	22.91	22.52	21.98	22.14	23.28	38.26	55.85	56.64	49.97	43.61	26.68	20.97
MICHIGAN.HUB	21.41	20.03	19.02	18.22	16.95	17.25	17.74	21.45	22.91	24.25	25.42	25.74	25.06	24.68	24.08	24.35	25.45	41.40	61.05	60.61	53.36	46.30	29.11	22.75
MINN.HUB	25.24	22.62	19.11	17.72	17.87	19.02	20.90	25.70	32.24	38.24	38.10	38.42	38.45	38.54	38.54	37.27	38.55	64.38	101.70	72.72	60.16	46.22	37.50	29.86
Cleared(GW)	56.8	54.6	53.2	52.7	52.6	53.1	54.8	57.1	58.8	60.9	62.1	62.5	61.9	61.4	60.9	61.1	62.9	67.7	69.2	69.3	68.9	67.6	65.3	61.9



Preliminary Real-Time Prices with Forecasted and Actual System Load

	HE1	HE2	HE3	HE4	HE5	HE6	HE7	HE8	HE9	HE10	HE11	HE12	HE13	HE14	HE15	HE16	HE17	HE18	HE19	HE20	HE21	HE22	HE23	HE24
CINERGY.HUB	17.77	17.26	15.39	10.82	14.55	16.32	17.82	30.49	21.96	29.56	23.64	22.88	24.18	20.44	27.21	20.91	23.56	64.25	86.22	59.14	58.71	58.13	28.27	25.29
FE.HUB	18.07	17.51	15.66	11.00	14.76	16.54	18.06	30.88	22.31	30.19	27.79	23.24	24.97	20.96	27.96	21.77	24.81	65.82	87.96	60.41	60.02	59.45	28.85	25.71
ILLINOIS.HUB	17.18	16.72	14.89	10.47	14.11	15.88	17.33	29.66	21.38	28.67	22.97	18.19	15.31	15.94	26.01	20.12	22.62	59.10	84.84	58.07	57.42	56.71	27.59	24.65
MICHIGAN.HUB	18.66	18.01	16.12	11.33	15.16	16.96	18.61	31.98	22.95	30.74	25.48	24.01	25.65	21.64	28.83	22.19	25.03	67.93	90.71	62.74	62.34	61.74	29.89	26.67
MINN.HUB	34.77	17.73	15.53	10.97	14.95	16.51	17.52	30.13	22.52	30.61	24.70	23.78	25.45	21.21	39.60	21.08	23.38	63.66	89.99	61.49	60.58	58.61	28.62	25.60
Forecasted(GW)	57.4	54.8	53.1	52.2	51.7	51.4	52.6	54.3	56.9	59.4	61.1	61.7	61.5	61.2	60.7	60.6	62.0	66.9	70.7	70.7	70.2	68.8	66.5	64.0
(RT) - (DA Load)	-0.98	-1.52	-1.38	-1.61	-1.66	-1.61	-1.49	-1.08	0.08	0.25	0.61	0.76	1.89	2.41	2.62	2.39	1.30	0.58	3.12	3.06	2.57	2.66	2.50	2.17



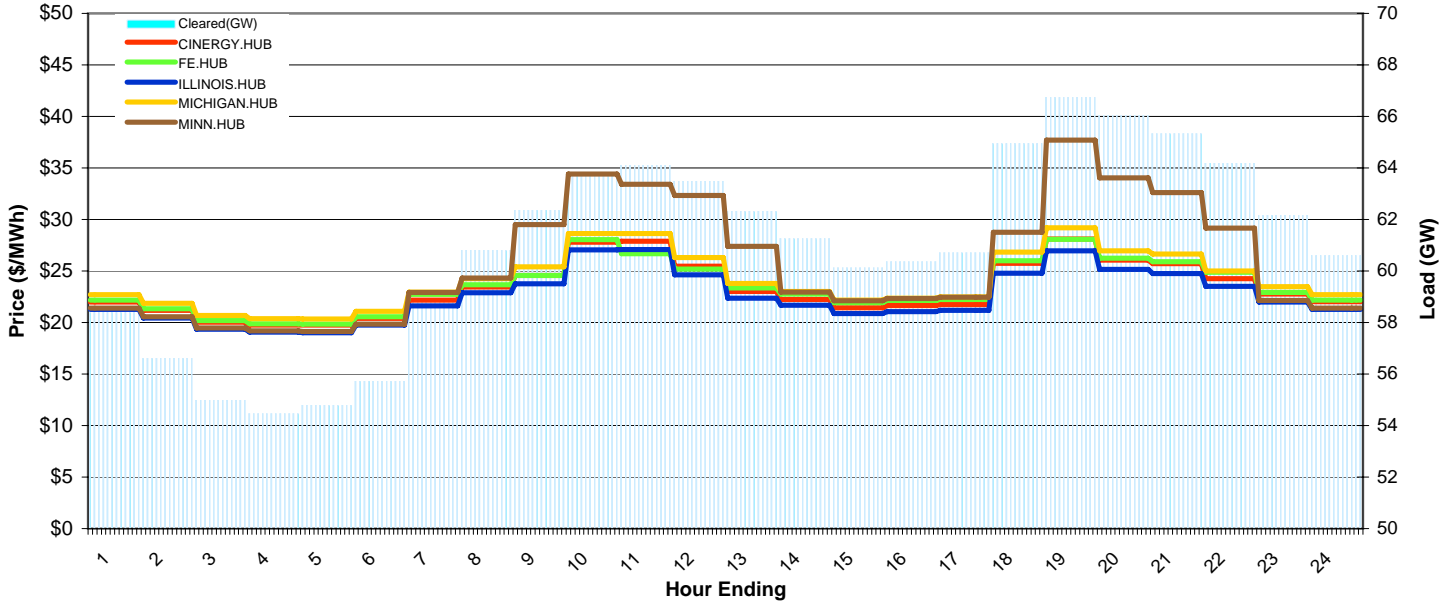
MISO Daily Report

Delivery Day: Monday, December 24, 2007

Price Color Codes: ≤0 ≥100 ≥200

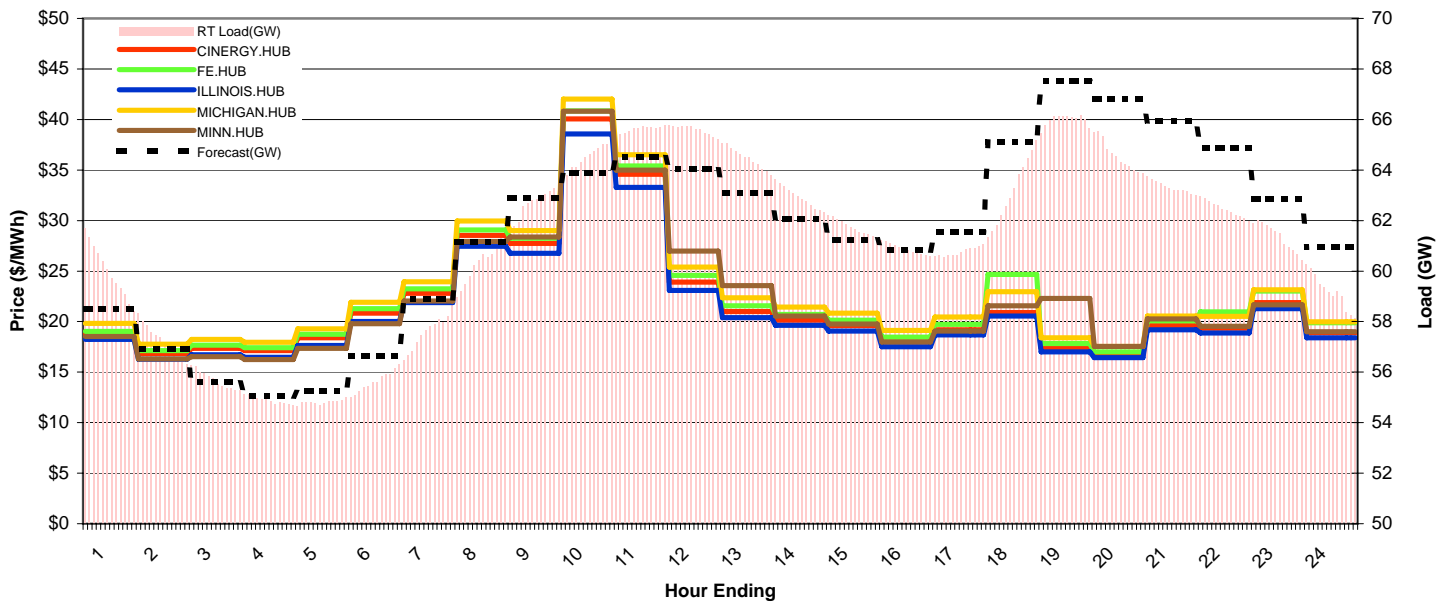
Day-Ahead Prices and Cleared Load

	HE1	HE2	HE3	HE4	HE5	HE6	HE7	HE8	HE9	HE10	HE11	HE12	HE13	HE14	HE15	HE16	HE17	HE18	HE19	HE20	HE21	HE22	HE23	HE24
CINERGY.HUB	21.99	21.17	20.04	19.76	19.74	20.40	22.16	23.45	24.58	27.78	27.89	25.46	23.02	22.25	21.43	21.64	21.75	25.76	28.11	26.05	25.70	24.27	22.76	22.01
FE.HUB	22.17	21.33	20.19	19.88	19.84	20.57	22.72	23.66	24.56	28.04	26.69	25.19	23.36	22.75	21.92	22.13	22.24	26.00	28.08	26.25	25.90	24.88	22.93	22.17
ILLINOIS.HUB	21.26	20.45	19.36	19.06	19.02	19.74	21.63	22.89	23.77	27.05	27.08	24.62	22.37	21.67	20.87	21.07	21.18	24.78	26.97	25.14	24.75	23.52	21.99	21.26
MICHIGAN.HUB	22.71	21.85	20.68	20.36	20.33	21.08	22.96	24.25	25.41	28.64	28.64	26.30	23.79	23.00	22.16	22.37	22.48	26.83	29.19	26.95	26.66	25.01	23.48	22.71
MINN.HUB	21.40	20.57	19.47	19.18	19.14	19.83	22.92	24.33	29.51	34.42	33.43	32.33	27.38	22.96	22.12	22.34	22.46	28.77	37.69	34.03	32.61	29.16	22.13	21.40
Cleared(GW)	58.4	56.6	55.0	54.5	54.8	55.7	58.9	60.8	62.4	63.7	64.1	63.5	62.3	61.3	60.1	60.4	60.7	64.9	66.7	66.0	65.3	64.2	62.2	60.6



Preliminary Real-Time Prices with Forecasted and Actual System Load

	HE1	HE2	HE3	HE4	HE5	HE6	HE7	HE8	HE9	HE10	HE11	HE12	HE13	HE14	HE15	HE16	HE17	HE18	HE19	HE20	HE21	HE22	HE23	HE24
CINERGY.HUB	18.75	16.86	17.36	17.14	18.41	20.85	22.80	28.54	27.75	40.05	34.57	23.90	21.00	20.15	19.59	17.98	19.20	20.89	17.37	16.68	19.61	19.34	21.89	18.92
FE.HUB	19.04	17.14	17.66	17.43	18.74	21.28	23.25	29.08	28.25	40.85	35.40	24.56	21.58	20.70	20.14	18.45	19.73	24.66	17.84	17.01	20.07	20.95	23.01	19.88
ILLINOIS.HUB	18.23	16.28	16.71	16.47	17.64	20.00	21.87	27.45	26.77	38.58	33.28	23.09	20.39	19.62	19.05	17.51	18.67	20.54	17.02	16.42	19.19	18.86	21.29	18.40
MICHIGAN.HUB	19.81	17.76	18.25	17.96	19.29	21.91	23.95	29.94	29.01	42.01	36.52	25.40	22.35	21.44	20.85	19.12	20.45	22.96	18.41	17.53	20.55	20.53	23.14	19.99
MINN.HUB	18.51	16.32	16.52	16.24	17.35	19.80	22.03	27.94	28.36	40.83	35.00	26.98	23.57	20.56	19.75	17.99	19.07	21.58	22.28	17.54	20.27	19.53	21.66	19.00
Forecasted(GW)	58.5	56.9	55.6	55.1	55.2	56.6	58.9	61.2	62.9	63.9	64.5	64.1	63.1	62.1	61.2	60.8	61.6	65.1	67.5	66.8	65.9	64.9	62.8	60.9
(RT) - (DA Load)	1.61	0.58	0.71	0.43	0.03	-0.10	-1.27	-0.46	0.35	0.82	1.51	2.11	2.17	1.67	1.61	0.52	0.05	-1.78	-0.76	-1.47	-2.01	-1.73	-0.81	-1.41



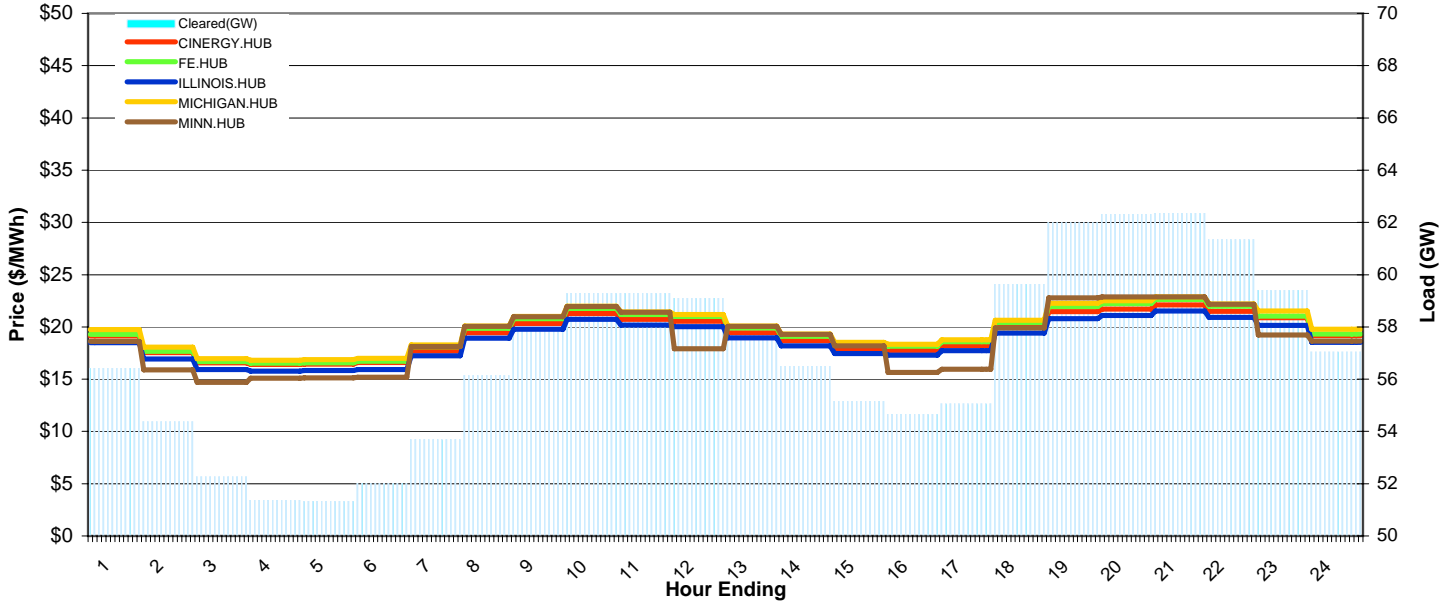
MISO Daily Report

Delivery Day: Tuesday, December 25, 2007

Price Color Codes: ≤0 ≥100 ≥200

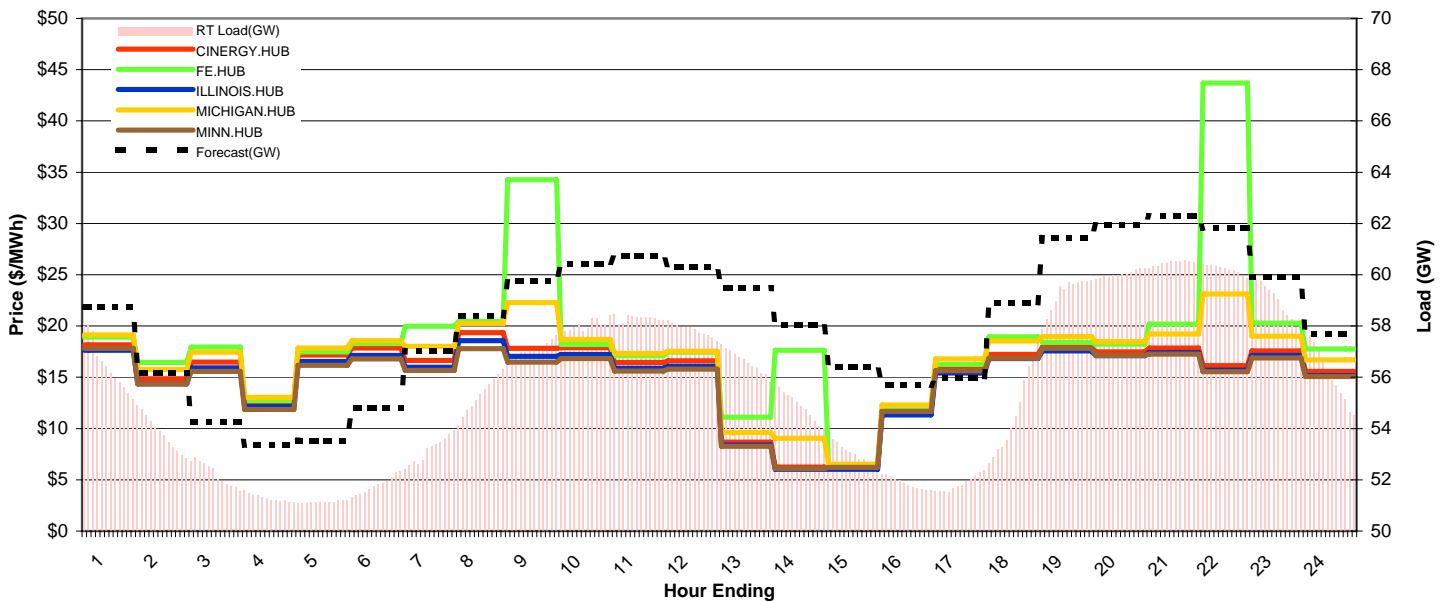
Day-Ahead Prices and Cleared Load

	HE1	HE2	HE3	HE4	HE5	HE6	HE7	HE8	HE9	HE10	HE11	HE12	HE13	HE14	HE15	HE16	HE17	HE18	HE19	HE20	HE21	HE22	HE23	HE24
CINERGY.HUB	19.15	17.55	16.56	16.42	16.44	16.58	17.71	19.43	20.32	21.27	20.72	20.53	19.44	18.68	17.95	17.75	18.18	19.96	21.45	21.72	22.12	21.48	20.87	19.18
FE.HUB	19.29	17.67	16.69	16.54	16.57	16.71	18.11	19.87	20.79	21.76	21.20	20.99	19.89	19.11	18.36	18.15	18.58	20.42	21.96	22.24	22.63	21.97	21.02	19.32
ILLINOIS.HUB	18.50	16.93	15.92	15.78	15.82	15.93	17.23	18.92	19.79	20.72	20.18	20.01	18.94	18.19	17.46	17.30	17.72	19.42	20.79	21.09	21.53	20.91	20.16	18.53
MICHIGAN.HUB	19.76	18.05	16.96	16.82	16.87	16.98	18.29	20.09	21.01	21.99	21.42	21.20	20.10	19.31	18.52	18.34	18.77	20.64	22.25	22.51	22.87	22.20	21.52	19.79
MINN.HUB	18.61	15.89	14.69	15.08	15.13	15.19	18.14	20.05	20.97	21.95	21.39	17.91	20.07	19.28	18.18	15.65	15.96	19.90	22.77	22.86	22.88	22.16	19.22	18.65
Cleared(GW)	56.4	54.4	52.3	51.4	51.3	52.0	53.7	56.1	57.9	59.3	59.3	59.1	57.9	56.5	55.2	54.7	55.1	59.6	62.0	62.3	62.3	61.3	59.4	57.0



Preliminary Real-Time Prices with Forecasted and Actual System Load

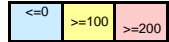
	HE1	HE2	HE3	HE4	HE5	HE6	HE7	HE8	HE9	HE10	HE11	HE12	HE13	HE14	HE15	HE16	HE17	HE18	HE19	HE20	HE21	HE22	HE23	HE24
CINERGY.HUB	18.18	14.85	16.47	12.56	17.17	17.84	16.65	19.35	17.81	17.89	16.46	16.61	8.69	6.23	6.19	11.64	15.83	17.24	17.95	17.48	17.85	16.14	17.57	15.57
FE.HUB	18.92	16.45	17.94	12.72	17.49	18.30	19.97	20.43	34.26	18.19	17.11	17.46	11.11	17.62	6.27	11.82	16.26	18.93	18.42	18.22	20.19	43.69	20.29	17.75
ILLINOIS.HUB	17.63	14.36	15.91	12.13	16.53	17.15	15.99	18.56	17.04	17.23	15.89	16.06	8.40	6.03	6.03	11.32	15.42	16.81	17.56	17.09	17.42	15.71	17.15	15.17
MICHIGAN.HUB	19.14	15.77	17.44	13.04	17.86	18.57	18.00	20.27	22.27	18.71	17.31	17.55	9.61	9.05	6.51	12.30	16.79	18.53	18.99	18.49	19.24	23.14	19.01	16.69
MINN.HUB	17.82	14.37	15.57	11.87	16.16	16.80	15.68	17.80	16.47	16.81	15.59	15.79	8.26	6.09	6.20	11.67	15.64	16.86	17.83	17.12	17.27	15.53	16.90	15.09
Forecasted(GW)	58.7	56.2	54.2	53.3	53.5	54.8	57.0	58.4	59.8	60.4	60.7	60.3	59.5	58.0	56.4	55.7	56.0	58.9	61.5	61.9	62.3	61.8	59.9	57.7
(RT) - (DA Load)	0.06	-0.56	-0.04	-0.07	-0.19	-0.24	-0.54	-0.85	-0.87	-1.28	-0.99	-1.25	-1.26	-1.60	-2.11	-2.80	-3.22	-4.99	-2.75	-2.30	-1.90	-1.15	-0.45	-0.90



MISO Daily Report

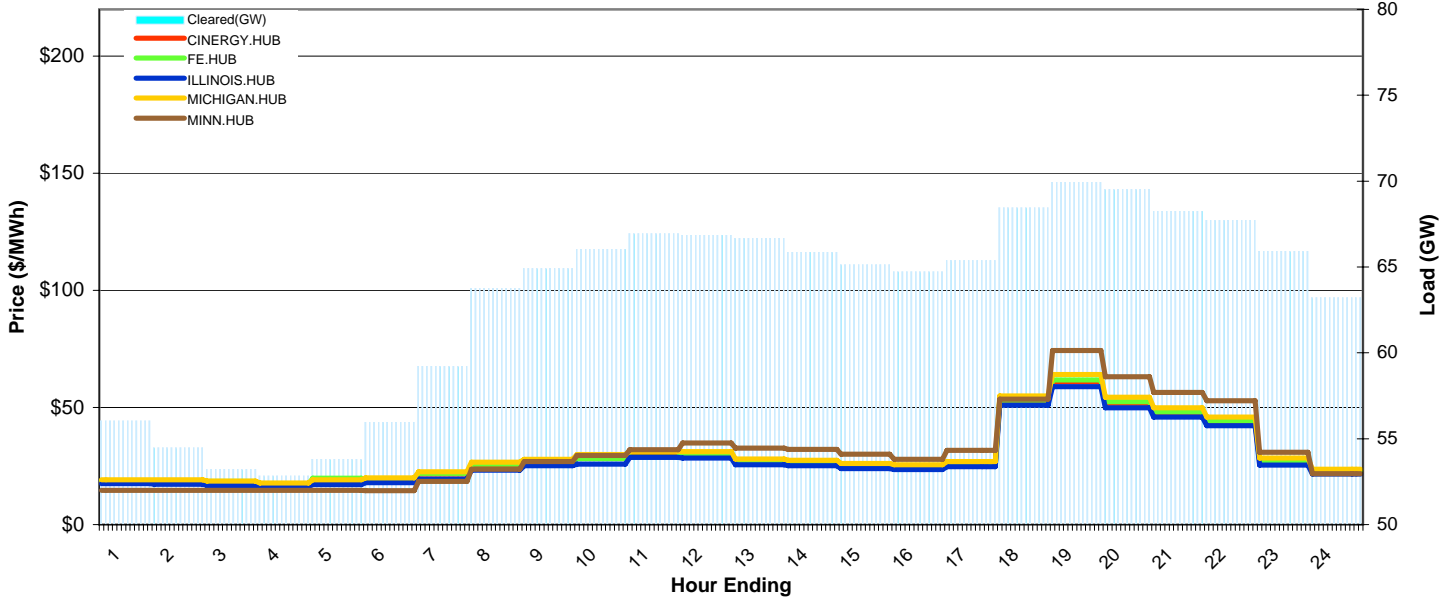
Delivery Day: Wednesday, December 26, 2007

Price Color Codes:



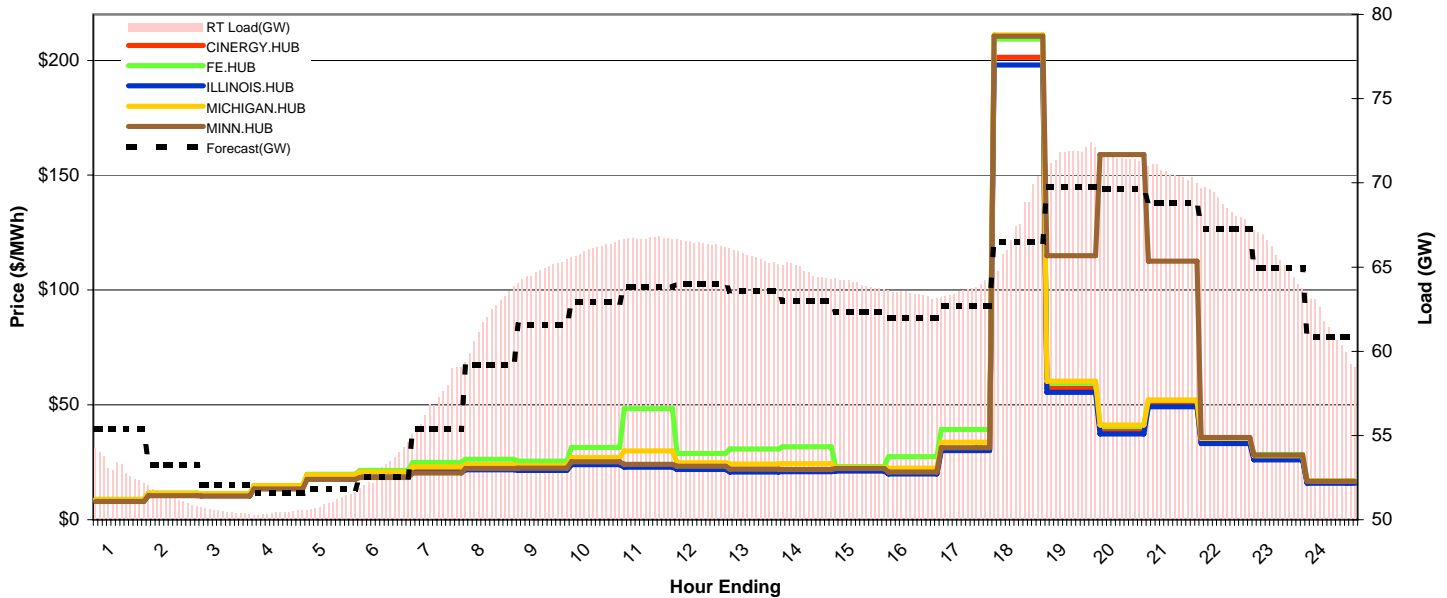
Day-Ahead Prices and Cleared Load

	HE1	HE2	HE3	HE4	HE5	HE6	HE7	HE8	HE9	HE10	HE11	HE12	HE13	HE14	HE15	HE16	HE17	HE18	HE19	HE20	HE21	HE22	HE23	HE24
CINERGY.HUB	18.34	18.12	17.62	16.97	18.03	19.06	21.64	25.65	26.74	28.45	30.20	29.71	26.80	26.39	25.00	24.53	25.84	52.55	61.01	51.85	47.49	43.70	27.05	22.64
FE.HUB	18.73	18.78	18.38	17.25	19.79	19.30	21.82	25.82	27.02	28.13	28.83	29.53	26.49	26.16	24.78	24.46	25.45	53.18	61.82	52.52	48.06	44.27	27.15	23.06
ILLINOIS.HUB	17.52	17.19	16.73	16.21	17.11	17.91	19.35	23.28	25.12	25.86	28.75	28.41	25.50	25.21	23.97	23.57	24.70	51.03	58.90	49.92	45.93	42.18	25.41	21.61
MICHIGAN.HUB	19.13	19.07	18.56	17.78	19.17	19.95	22.58	26.63	27.93	29.91	31.36	31.14	27.99	27.46	26.04	25.53	26.89	54.99	64.14	54.45	49.81	45.86	28.46	23.67
MINN.HUB	14.64	14.62	14.61	14.63	14.58	14.48	18.46	23.61	26.95	29.50	32.02	34.90	32.71	32.08	30.02	27.84	31.76	53.53	74.33	63.10	56.49	52.95	30.83	21.76
Cleared(GW)	56.0	54.5	53.2	52.8	53.8	56.0	59.2	63.7	64.9	66.0	66.9	66.9	66.7	65.9	65.1	64.7	65.4	68.5	69.9	69.5	68.3	67.7	65.9	63.2



Preliminary Real-Time Prices with Forecasted and Actual System Load

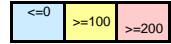
	HE1	HE2	HE3	HE4	HE5	HE6	HE7	HE8	HE9	HE10	HE11	HE12	HE13	HE14	HE15	HE16	HE17	HE18	HE19	HE20	HE21	HE22	HE23	HE24
CINERGY.HUB	8.29	11.02	10.86	14.17	18.56	19.81	21.61	22.57	22.22	24.76	23.54	22.45	21.29	21.33	21.72	20.33	30.81	201.35	57.25	38.95	50.07	33.76	26.51	16.21
FE.HUB	8.86	11.53	11.30	14.87	19.79	21.48	24.97	26.35	25.44	31.49	48.39	28.91	30.74	31.71	23.09	27.45	39.36	209.34	59.46	40.53	51.91	35.50	28.36	16.90
ILLINOIS.HUB	8.04	10.67	10.50	13.68	17.91	19.03	20.68	21.79	21.52	24.03	22.79	21.87	20.76	20.83	21.24	19.92	30.13	197.99	55.44	37.39	49.24	33.17	26.03	15.88
MICHIGAN.HUB	8.71	11.50	11.32	14.81	19.46	20.81	23.04	24.01	23.61	27.08	29.92	24.79	24.19	24.38	22.70	22.49	33.66	211.05	60.34	41.20	52.11	35.40	27.84	16.92
MINN.HUB	7.89	10.44	10.30	13.39	17.49	18.42	20.38	22.29	22.46	25.19	24.08	23.26	22.00	21.92	22.26	20.77	31.35	210.49	114.89	159.03	112.64	35.78	28.19	16.68
Forecasted(GW)	55.4	53.3	52.1	51.6	51.9	52.5	55.4	59.2	61.5	62.9	63.8	64.0	63.6	63.0	62.4	62.0	62.7	66.5	69.7	69.6	68.8	67.3	64.9	60.9
(RT) - (DA Load)	-2.94	-3.12	-2.70	-2.42	-2.74	-2.86	-2.07	-1.78	-0.08	0.07	-0.22	-0.44	-1.07	-1.08	-1.13	-1.32	-1.68	-0.85	1.87	2.00	2.32	0.96	-0.32	-1.89



MISO Daily Report

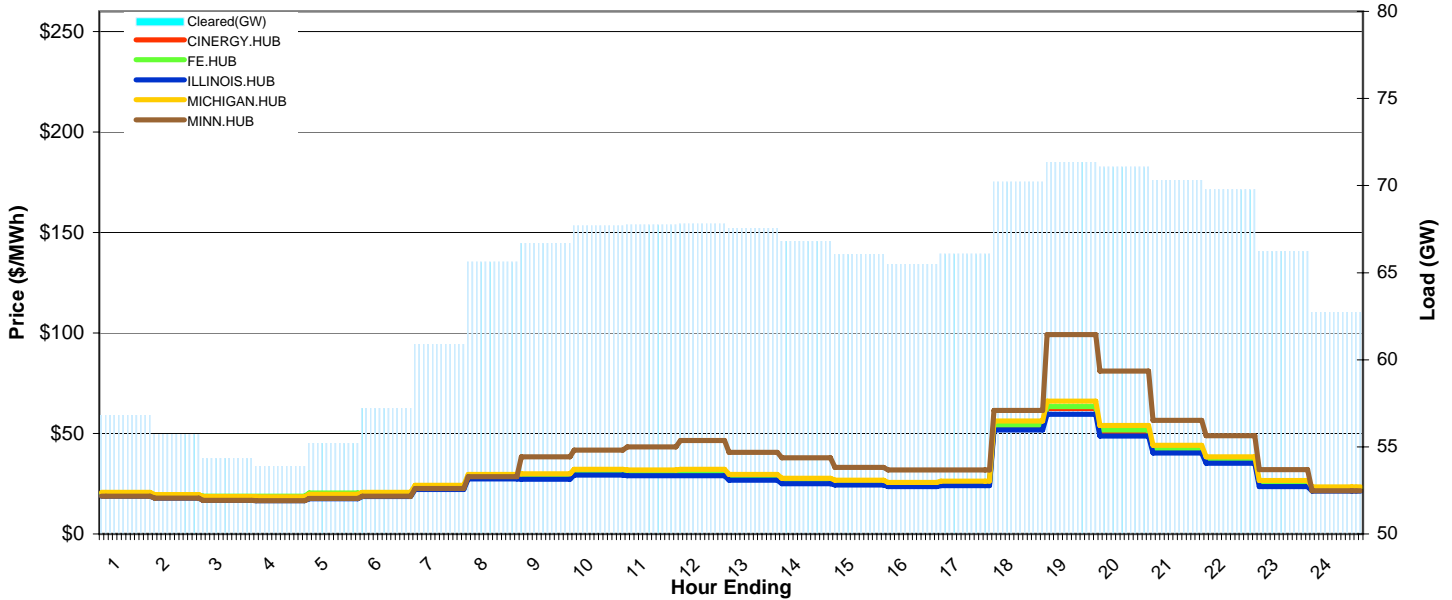
Delivery Day: Thursday, December 27, 2007

Price Color Codes:



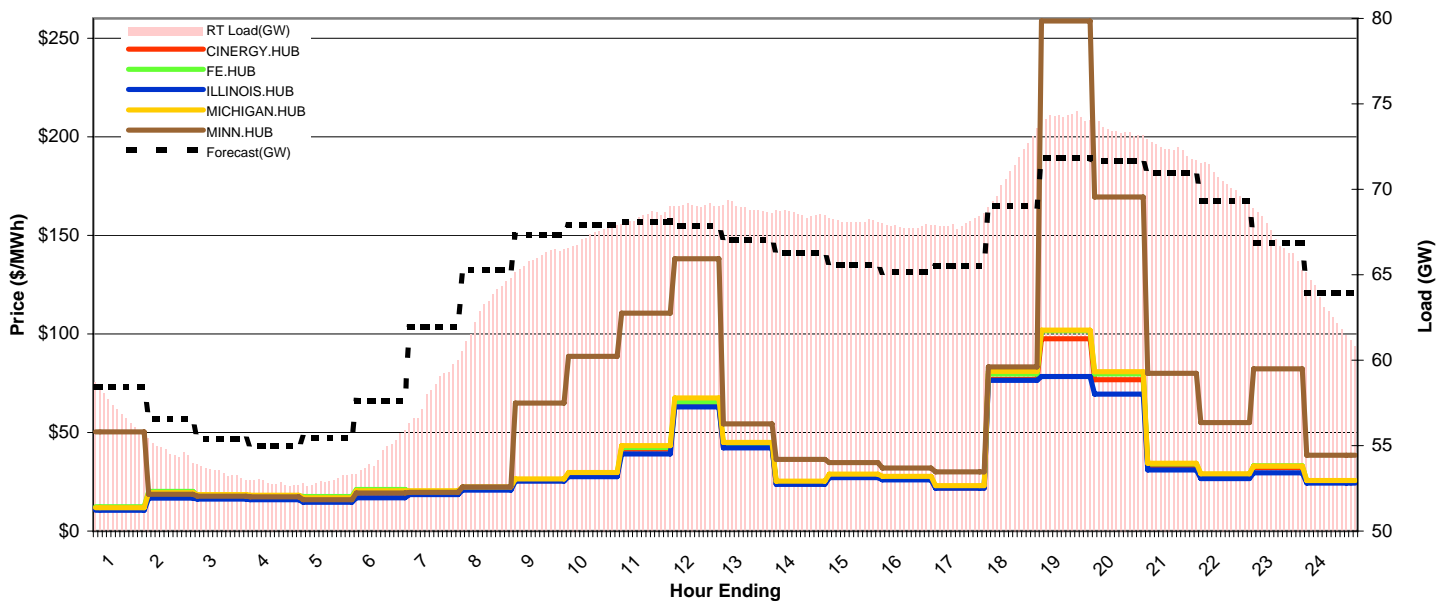
Day-Ahead Prices and Cleared Load

	HE1	HE2	HE3	HE4	HE5	HE6	HE7	HE8	HE9	HE10	HE11	HE12	HE13	HE14	HE15	HE16	HE17	HE18	HE19	HE20	HE21	HE22	HE23	HE24
CINERGY.HUB	19.73	18.69	17.76	17.49	18.60	19.72	23.23	28.36	28.40	30.47	30.17	30.38	28.00	26.17	25.38	24.36	24.90	53.51	62.45	50.99	41.86	36.54	25.16	22.31
FE.HUB	20.10	19.29	18.72	18.72	20.34	20.07	22.86	28.73	28.26	30.97	30.69	30.85	28.42	26.58	25.73	24.68	25.23	54.20	63.37	51.73	42.43	37.03	25.69	22.72
ILLINOIS.HUB	18.71	17.81	16.79	16.54	17.55	18.57	22.21	27.43	27.21	29.32	28.95	29.00	26.77	25.05	24.43	23.49	23.98	51.79	59.61	48.75	40.31	35.21	23.59	21.29
MICHIGAN.HUB	20.64	19.59	18.69	18.46	19.70	20.62	24.24	29.64	29.93	32.09	31.83	32.18	29.62	27.67	26.74	25.61	26.22	56.15	66.13	53.90	44.07	38.44	26.60	23.33
MINN.HUB	18.82	17.89	16.73	16.50	17.64	18.74	22.61	28.55	38.45	41.74	43.32	46.53	40.58	37.88	33.07	31.86	31.81	61.52	99.13	81.02	56.50	48.84	31.96	21.44
Cleared(GW)	56.8	55.7	54.3	53.9	55.2	57.2	60.9	65.6	66.7	67.7	67.7	67.8	67.5	66.8	66.1	65.5	66.1	70.2	71.3	71.1	70.3	69.8	66.2	62.7



Preliminary Real-Time Prices with Forecasted and Actual System Load

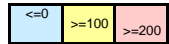
	HE1	HE2	HE3	HE4	HE5	HE6	HE7	HE8	HE9	HE10	HE11	HE12	HE13	HE14	HE15	HE16	HE17	HE18	HE19	HE20	HE21	HE22	HE23	HE24
CINERGY.HUB	11.81	18.49	17.80	17.46	16.00	19.30	19.65	21.56	25.66	28.13	41.47	63.83	42.72	23.96	27.44	26.30	21.88	76.87	97.62	76.83	32.91	27.75	32.08	24.67
FE.HUB	12.38	20.17	18.25	17.99	17.52	21.16	20.07	21.90	26.17	28.83	42.37	65.47	43.86	24.80	28.39	27.21	22.64	79.68	101.53	79.65	34.16	28.75	33.13	25.36
ILLINOIS.HUB	10.60	16.79	16.25	15.89	14.57	16.95	18.50	20.73	25.31	27.59	39.18	62.92	42.20	23.67	27.15	26.04	21.76	76.49	78.47	69.46	31.06	26.63	29.47	24.32
MICHIGAN.HUB	11.77	19.48	18.56	18.19	16.92	20.47	20.47	22.43	26.51	29.69	43.26	67.46	44.98	25.29	28.95	27.78	22.98	81.04	101.85	80.80	34.44	28.99	33.02	25.67
MINN.HUB	50.33	18.70	17.67	17.38	15.90	19.28	19.67	22.45	64.90	88.63	110.47	138.17	54.41	36.43	34.75	31.91	30.00	83.31	258.66	169.38	79.95	55.01	82.33	38.46
Forecasted(GW)	58.5	56.6	55.4	55.0	55.5	57.6	61.9	65.3	67.3	67.9	68.1	67.9	67.1	66.3	65.5	65.2	65.5	69.0	71.8	71.6	70.9	69.3	66.9	63.9
(RT) - (DA Load)	0.24	-1.05	-0.91	-1.09	-2.28	-2.72	-2.66	-2.57	-0.69	-0.38	0.69	1.23	1.35	1.75	2.07	2.32	1.93	1.01	2.91	2.35	2.01	0.66	0.88	0.08



MISO Daily Report

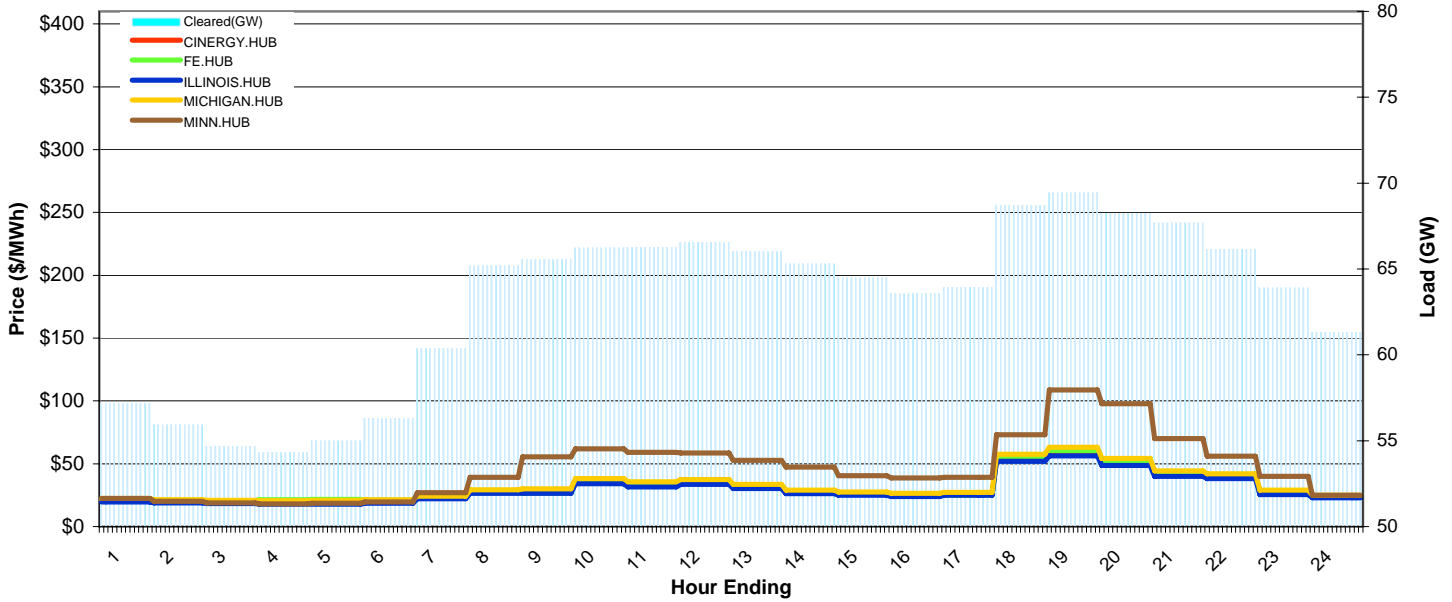
Delivery Day: Friday, December 28, 2007

Price Color Codes:



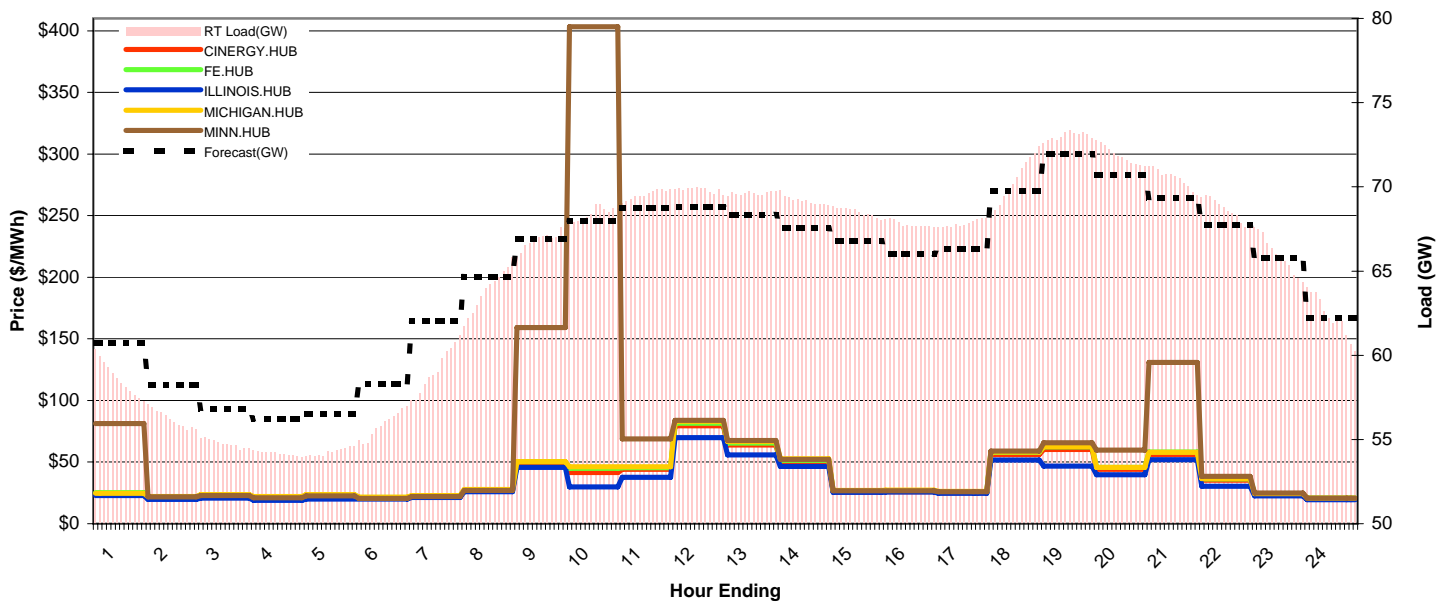
Day-Ahead Prices and Cleared Load

	HE1	HE2	HE3	HE4	HE5	HE6	HE7	HE8	HE9	HE10	HE11	HE12	HE13	HE14	HE15	HE16	HE17	HE18	HE19	HE20	HE21	HE22	HE23	HE24
CINERGY.HUB	21.33	20.47	19.84	19.37	19.81	20.53	23.23	27.96	28.37	36.00	33.46	35.25	31.79	27.53	26.21	25.02	25.93	53.88	59.34	51.19	41.85	39.79	27.35	24.02
FE.HUB	21.79	20.88	20.52	21.42	21.62	20.95	23.41	27.14	26.65	36.70	34.48	35.77	32.25	26.67	25.75	24.94	24.96	54.15	60.26	51.98	42.47	40.34	28.18	24.52
ILLINOIS.HUB	19.60	18.94	18.27	17.77	17.86	18.68	22.16	26.43	26.59	34.15	31.67	33.64	30.37	26.17	25.07	23.92	24.83	51.89	56.23	48.53	39.97	38.28	25.58	22.83
MICHIGAN.HUB	22.32	21.40	20.79	20.54	20.95	21.47	24.20	29.17	29.96	38.28	35.68	37.31	33.64	29.05	27.60	26.39	27.27	57.60	63.08	54.35	44.24	41.90	28.96	25.06
MINN.HUB	22.49	20.03	18.78	18.01	18.67	19.56	26.96	39.23	55.58	62.00	59.00	58.65	52.67	47.31	40.50	38.73	39.18	73.00	108.78	97.67	70.05	55.95	39.90	24.91
Cleared(GW)	57.2	55.9	54.7	54.3	55.0	56.3	60.4	65.2	65.5	66.2	66.2	66.6	66.0	65.3	64.5	63.6	63.9	68.7	69.4	68.3	67.7	66.2	63.9	61.3



Preliminary Real-Time Prices with Forecasted and Actual System Load

	HE1	HE2	HE3	HE4	HE5	HE6	HE7	HE8	HE9	HE10	HE11	HE12	HE13	HE14	HE15	HE16	HE17	HE18	HE19	HE20	HE21	HE22	HE23	HE24
CINERGY.HUB	24.50	21.36	22.66	20.99	22.71	20.80	21.90	26.63	48.66	41.43	44.14	79.42	63.77	50.12	25.80	26.07	25.16	56.02	60.37	44.27	56.21	35.34	23.49	20.01
FE.HUB	25.17	21.90	23.28	21.59	23.34	21.34	22.52	27.34	50.41	44.95	45.54	81.60	65.48	51.54	26.54	26.85	25.95	57.95	62.31	45.71	58.15	36.48	24.24	20.76
ILLINOIS.HUB	22.84	19.81	20.79	18.97	19.89	20.10	21.22	26.00	45.68	29.95	37.67	69.81	55.83	46.59	25.41	25.63	24.70	51.64	46.83	39.68	51.87	30.49	22.68	19.49
MICHIGAN.HUB	24.73	22.18	23.66	21.95	23.69	21.64	22.79	27.71	50.45	46.27	46.32	83.05	66.71	52.68	27.03	27.22	26.29	58.21	62.51	45.72	57.81	36.74	24.35	20.69
MINN.HUB	81.19	21.71	22.88	20.96	22.57	20.64	22.07	26.88	159.10	403.33	68.90	83.88	67.44	52.29	26.63	26.81	25.94	58.92	65.63	59.72	130.95	38.38	25.03	20.89
Forecasted(GW)	60.7	58.3	56.8	56.2	56.5	58.3	62.0	64.7	66.9	68.0	68.7	68.8	68.3	67.5	66.8	66.0	66.3	69.7	71.9	70.7	69.4	67.8	65.7	62.2
(RT) - (DA Load)	1.42	0.28	0.10	-0.16	-0.73	-0.43	-1.22	-1.33	1.30	2.20	3.30	3.26	3.61	3.88	4.02	4.23	3.89	1.65	3.57	3.62	2.84	2.46	2.09	1.00



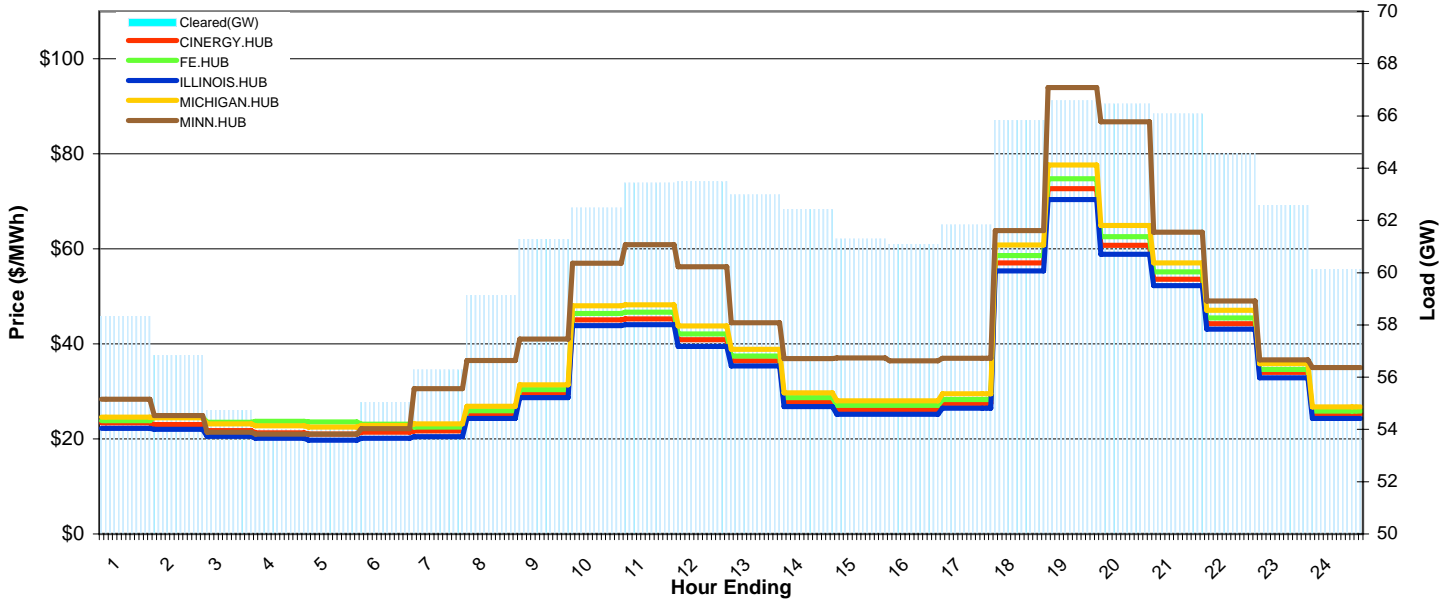
MISO Daily Report

Delivery Day: Saturday, December 29, 2007

Price Color Codes: ≤0 ≥100 ≥200

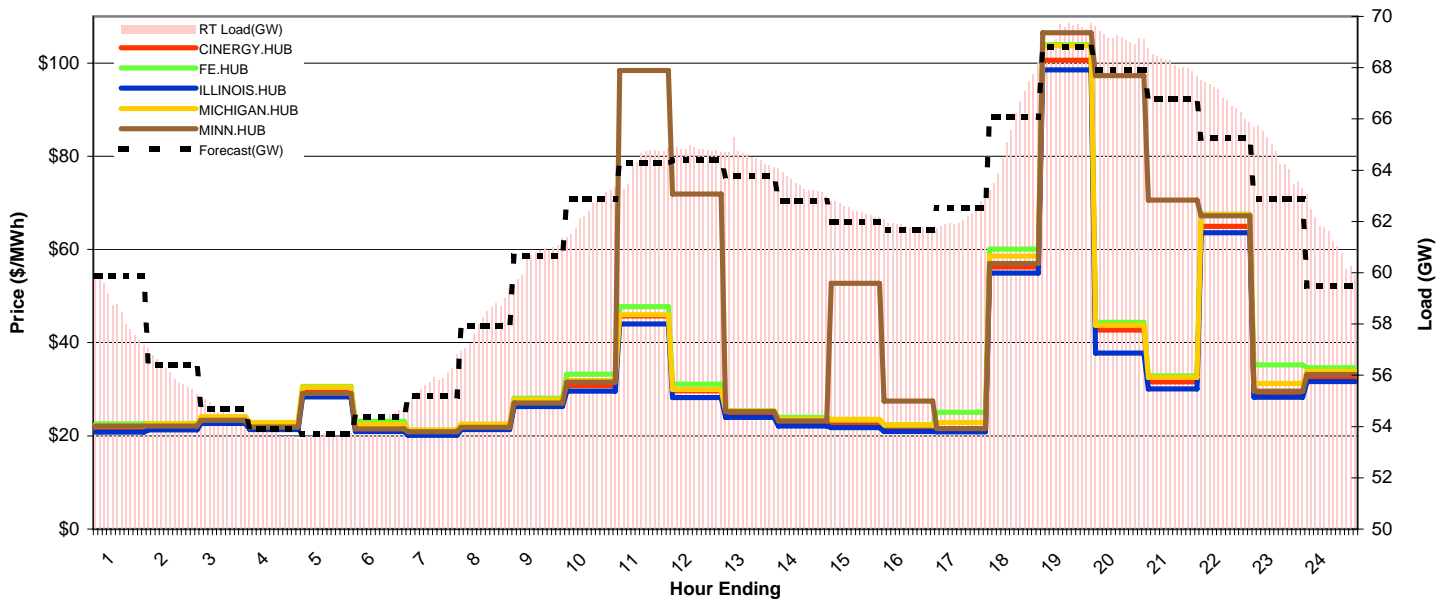
Day-Ahead Prices and Cleared Load

	HE1	HE2	HE3	HE4	HE5	HE6	HE7	HE8	HE9	HE10	HE11	HE12	HE13	HE14	HE15	HE16	HE17	HE18	HE19	HE20	HE21	HE22	HE23	HE24
CINERGY.HUB	23.36	23.01	21.75	21.30	21.00	21.44	21.69	25.15	29.48	45.09	45.25	40.88	36.44	27.75	26.14	26.13	27.47	57.03	72.67	60.76	53.64	44.26	34.02	25.31
FE.HUB	23.82	24.57	23.51	23.71	23.55	23.12	22.47	25.94	30.36	46.38	46.69	42.09	37.46	28.70	27.08	27.06	28.29	58.62	74.78	62.60	55.15	45.48	34.61	25.88
ILLINOIS.HUB	22.24	22.03	20.53	20.12	19.75	20.13	20.49	24.32	28.72	43.88	44.04	39.48	35.36	26.83	25.22	25.21	26.45	55.38	70.40	58.87	52.26	43.11	32.84	24.34
MICHIGAN.HUB	24.60	24.43	23.15	22.77	22.50	22.81	23.20	26.85	31.39	48.02	48.21	43.77	38.87	29.71	28.03	28.02	29.51	60.82	77.64	64.92	57.07	47.09	35.83	26.72
MINN.HUB	28.33	24.92	21.39	21.05	21.00	22.16	30.56	36.51	41.02	57.00	60.90	56.25	44.46	36.90	37.05	36.41	37.01	63.83	93.96	86.74	63.55	49.02	36.65	35.01
Cleared(GW)	58.3	56.8	54.7	54.0	54.1	55.0	56.3	59.1	61.3	62.5	63.4	63.5	63.0	62.4	61.3	61.1	61.8	65.8	66.6	66.5	66.1	64.6	62.6	60.1



Preliminary Real-Time Prices with Forecasted and Actual System Load

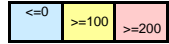
	HE1	HE2	HE3	HE4	HE5	HE6	HE7	HE8	HE9	HE10	HE11	HE12	HE13	HE14	HE15	HE16	HE17	HE18	HE19	HE20	HE21	HE22	HE23	HE24
CINERGY.HUB	21.37	21.98	23.47	22.12	29.43	21.64	20.74	21.98	27.27	30.76	45.73	29.63	24.52	22.59	22.41	21.50	21.43	56.26	100.58	42.70	31.56	64.97	28.96	32.35
FE.HUB	22.57	22.66	23.93	22.84	30.62	23.13	21.20	22.47	28.08	33.24	47.75	31.12	25.42	23.97	23.43	22.34	25.03	60.09	103.95	44.36	32.92	67.59	35.23	34.58
ILLINOIS.HUB	20.80	21.28	22.68	21.33	28.35	20.91	20.09	21.38	26.32	29.58	43.98	28.19	23.98	22.11	21.79	20.94	20.87	54.95	98.55	37.77	30.07	63.56	28.29	31.67
MICHIGAN.HUB	22.11	22.61	24.13	22.85	30.43	22.44	21.22	22.49	27.82	31.88	46.03	29.91	25.32	23.52	23.52	22.40	22.88	58.60	103.70	43.75	32.57	67.50	31.21	33.83
MINN.HUB	22.12	22.08	23.34	21.87	29.10	21.47	20.86	21.82	27.04	31.53	98.43	71.91	25.22	23.18	52.73	27.44	21.53	57.00	106.53	97.32	70.61	67.19	29.57	33.19
Forecasted(GW)	59.9	56.4	54.7	53.9	53.7	54.4	55.2	57.9	60.6	62.9	64.3	64.4	63.8	62.8	62.0	61.7	62.5	66.1	68.8	67.9	66.8	65.2	62.9	59.5
(RT) - (DA Load)	0.21	-0.78	-0.24	-0.20	-0.45	-0.77	-0.54	-0.95	-0.66	-0.03	0.90	1.34	1.56	1.01	1.15	0.73	0.36	-0.08	2.79	2.72	2.11	2.20	1.97	1.21



MISO Daily Report

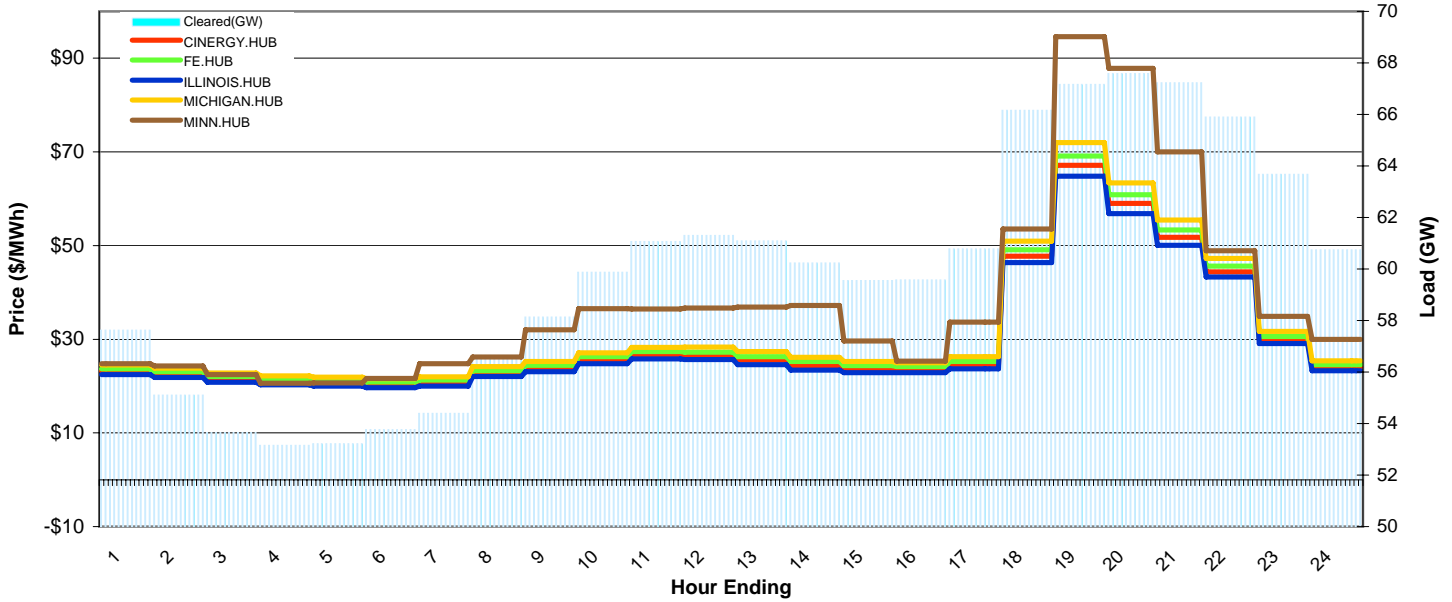
Delivery Day: Sunday, December 30, 2007

Price Color Codes:



Day-Ahead Prices and Cleared Load

	HE1	HE2	HE3	HE4	HE5	HE6	HE7	HE8	HE9	HE10	HE11	HE12	HE13	HE14	HE15	HE16	HE17	HE18	HE19	HE20	HE21	HE22	HE23	HE24
CINERGY.HUB	23.26	22.65	21.63	21.06	20.78	20.49	20.66	22.64	23.66	25.38	26.49	26.47	25.50	24.34	23.62	23.50	24.53	47.76	67.12	59.01	51.78	44.39	30.08	24.12
FE.HUB	23.67	23.04	22.01	21.41	21.41	20.85	21.29	23.28	24.46	26.26	27.37	27.23	26.26	25.27	24.37	24.15	25.24	49.07	69.13	60.83	53.31	45.63	30.61	24.59
ILLINOIS.HUB	22.43	21.84	20.83	20.28	20.01	19.68	20.02	22.05	23.08	24.77	25.83	25.66	24.57	23.39	22.89	22.88	23.68	46.40	64.78	56.84	50.06	43.26	29.05	23.29
MICHIGAN.HUB	24.50	23.85	22.79	22.19	21.93	21.59	21.99	24.13	25.25	27.09	28.23	28.30	27.37	26.17	25.23	25.00	26.30	50.95	71.98	63.36	55.44	47.27	31.68	25.40
MINN.HUB	24.75	24.29	22.46	20.64	20.67	21.62	24.81	26.23	32.03	36.56	36.46	36.66	36.89	37.24	29.62	25.31	33.66	53.53	94.63	87.87	70.00	48.87	34.92	30.00
Cleared(GW)	57.6	55.1	53.7	53.2	53.2	53.8	54.4	56.6	58.1	59.9	61.1	61.3	61.1	60.2	59.6	59.6	60.8	66.2	67.2	67.6	67.2	65.9	63.7	60.7



Preliminary Real-Time Prices with Forecasted and Actual System Load

	HE1	HE2	HE3	HE4	HE5	HE6	HE7	HE8	HE9	HE10	HE11	HE12	HE13	HE14	HE15	HE16	HE17	HE18	HE19	HE20	HE21	HE22	HE23	HE24
CINERGY.HUB	24.07	21.76	21.91	23.90	21.20	22.30	20.42	20.46	24.30	23.71	20.97	22.87	18.53	19.48	19.43	16.96	16.72	37.08	52.54	60.18	29.67	33.77	24.03	26.32
FE.HUB	24.91	22.24	22.41	24.50	22.98	23.70	23.67	22.56	26.24	25.96	21.87	34.03	33.77	34.41	32.54	24.27	22.66	41.23	54.85	62.75	32.13	36.58	26.66	27.98
ILLINOIS.HUB	23.41	21.02	21.16	23.09	20.51	21.61	19.79	19.85	23.53	22.97	20.35	22.14	17.96	18.85	18.84	16.47	16.11	35.35	49.42	56.89	29.12	33.08	23.66	25.91
MICHIGAN.HUB	24.92	22.36	22.51	24.65	22.15	23.22	21.70	21.55	25.31	24.64	21.51	25.96	22.54	23.56	23.05	19.14	18.75	39.27	54.02	61.45	30.63	35.01	25.22	27.39
MINN.HUB	24.60	21.74	22.00	23.93	21.26	22.33	20.49	20.05	24.24	24.06	21.16	23.01	18.70	19.91	19.68	17.20	-1.99	33.78	84.63	97.11	30.97	34.53	24.34	26.94
Forecasted(GW)	56.8	54.5	53.3	52.4	52.3	52.1	52.4	54.6	56.9	59.1	60.6	61.3	61.3	61.0	60.5	60.4	61.6	66.1	69.5	69.1	68.3	66.6	64.1	60.8
(RT) - (DA Load)	0.47	0.65	0.56	0.27	0.03	-0.17	0.31	0.02	0.42	0.11	0.14	0.16	0.31	0.75	0.59	0.05	-0.50	-2.15	1.23	0.70	0.30	0.12	-0.01	-0.45

