

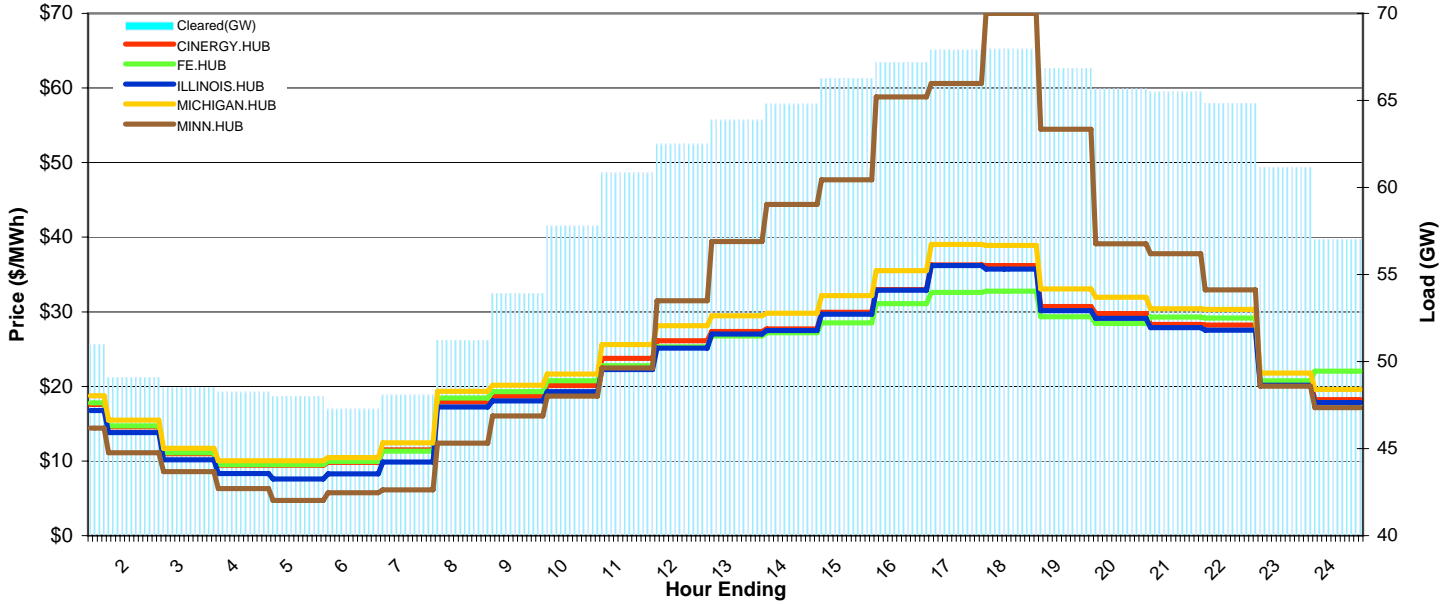
# MISO Hub Report

Delivery Day: Sunday, July 1, 2007

Price Color Codes: ≤0 ≥100 ≥200

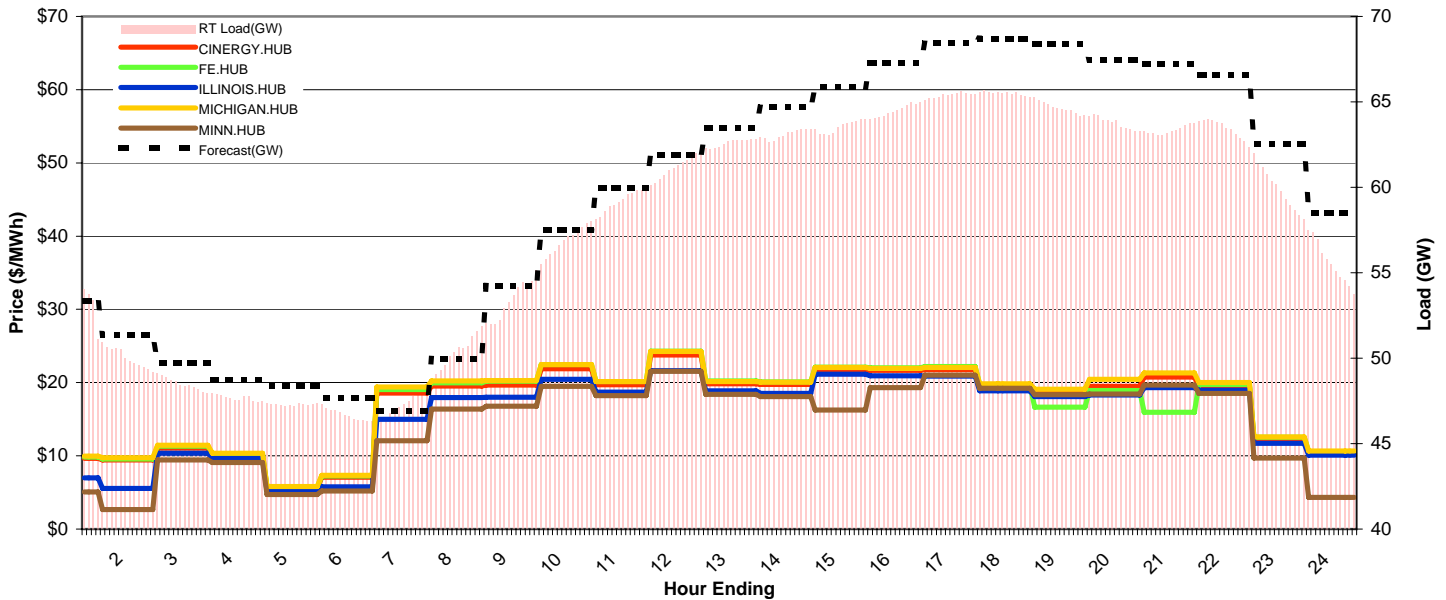
## Day-Ahead Prices and Cleared Load

	HE1	HE2	HE3	HE4	HE5	HE6	HE7	HE8	HE9	HE10	HE11	HE12	HE13	HE14	HE15	HE16	HE17	HE18	HE19	HE20	HE21	HE22	HE23	HE24
CINERGY.HUB	17.60	14.57	10.97	9.42	9.42	9.81	11.51	17.94	18.70	20.10	23.77	26.13	27.35	27.72	29.92	33.00	36.28	36.21	30.73	29.77	28.30	28.21	20.54	18.21
FE.HUB	17.78	14.72	11.10	9.53	9.53	9.93	11.32	18.46	19.30	20.75	22.76	25.30	26.76	27.21	28.53	31.09	32.59	32.77	29.34	28.43	29.30	29.16	20.78	22.03
ILLINOIS.HUB	16.77	13.81	10.17	8.30	7.60	8.26	9.88	17.23	18.05	19.31	22.28	25.14	27.03	27.48	29.67	32.91	36.20	35.74	30.16	29.11	27.90	27.55	20.14	17.86
MICHIGAN.HUB	18.73	15.50	11.69	10.04	10.05	10.46	12.42	19.34	20.14	21.65	25.61	28.13	29.46	29.83	32.17	35.51	39.03	38.90	33.06	31.95	30.42	30.34	21.79	19.60
MINN.HUB	14.40	11.11	8.58	6.29	4.73	5.75	6.15	12.39	16.03	18.68	22.47	31.48	39.40	44.38	47.68	58.81	60.59	69.98	54.46	39.12	37.78	32.96	20.01	17.15
Cleared(GW)	51.0	49.1	48.5	48.3	48.0	47.3	48.1	51.2	53.9	57.8	60.9	62.5	63.9	64.8	66.3	67.2	67.9	68.0	66.8	65.7	65.5	64.9	61.1	57.0



## Preliminary Real-Time Prices with Forecasted and Actual System Load

	HE1	HE2	HE3	HE4	HE5	HE6	HE7	HE8	HE9	HE10	HE11	HE12	HE13	HE14	HE15	HE16	HE17	HE18	HE19	HE20	HE21	HE22	HE23	HE24
CINERGY.HUB	9.67	9.44	11.07	9.97	5.61	7.06	18.58	19.51	19.67	21.89	19.71	23.76	19.83	19.75	21.73	21.69	21.78	19.33	18.51	19.49	20.77	19.56	12.26	10.37
FE.HUB	9.81	9.58	11.30	10.19	5.73	7.24	19.07	19.99	20.20	22.46	20.14	24.28	20.24	20.10	22.11	22.03	22.20	19.72	16.65	18.91	15.93	19.76	12.55	10.56
ILLINOIS.HUB	6.98	5.56	10.36	9.64	5.15	5.78	14.97	17.98	18.01	20.45	18.72	21.65	18.89	18.54	21.16	20.92	20.87	18.87	18.11	18.31	19.30	18.95	11.72	10.09
MICHIGAN.HUB	9.96	9.74	11.46	10.34	5.81	7.33	19.38	20.23	20.26	22.46	20.15	24.26	20.13	20.07	22.05	21.93	22.05	19.85	19.08	20.44	21.31	20.03	12.60	10.65
MINN.HUB	5.09	2.65	9.42	9.10	4.70	5.22	12.05	16.39	16.78	19.49	18.23	21.53	18.39	18.07	16.26	19.32	21.03	19.21	18.36	18.42	19.67	18.54	9.71	4.33
Forecasted(GW)	53.3	51.4	49.7	48.7	48.4	47.7	46.9	50.0	54.3	57.5	60.0	61.9	63.5	64.7	65.9	67.3	68.4	68.7	68.4	67.4	67.2	66.6	62.5	58.5
(RT) - (DA Load)	2.09	0.90	-0.04	-0.59	-0.72	-0.61	-0.87	-0.92	-0.57	-0.92	-1.68	-1.35	-1.31	-1.72	-2.74	-2.74	-2.53	-2.48	-2.20	-1.90	-2.17	-1.45	-1.24	-1.44



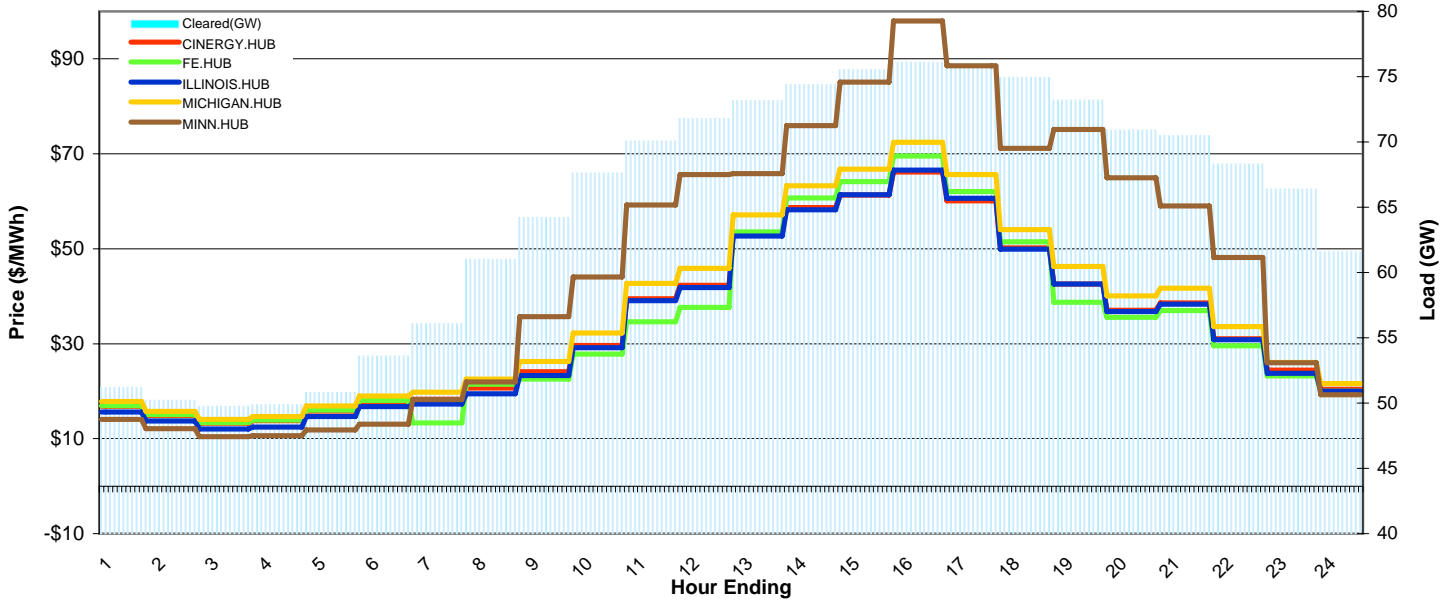
# MISO Hub Report

Delivery Day: Monday, July 2, 2007

Price Color Codes: ≤0 ≥100 ≥200

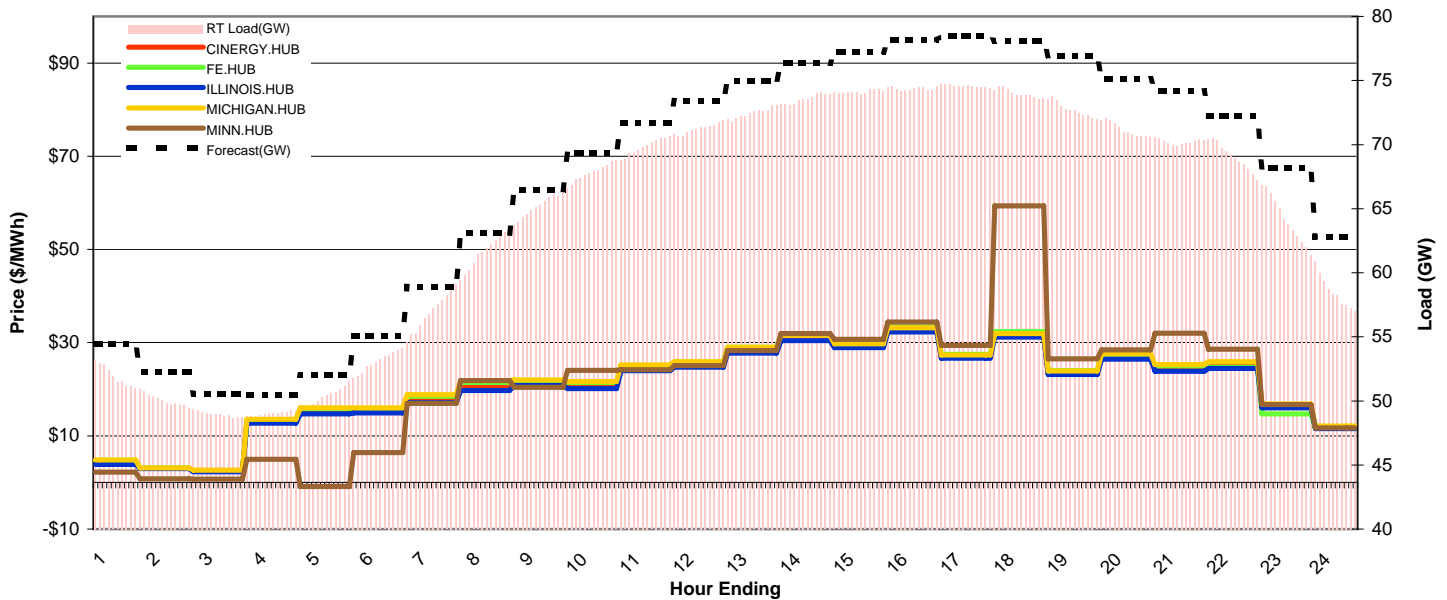
## Day-Ahead Prices and Cleared Load

	HE1	HE2	HE3	HE4	HE5	HE6	HE7	HE8	HE9	HE10	HE11	HE12	HE13	HE14	HE15	HE16	HE17	HE18	HE19	HE20	HE21	HE22	HE23	HE24
CINERGY.HUB	16.80	14.88	13.27	13.80	15.84	17.84	18.30	20.69	24.11	29.60	39.49	42.32	53.06	58.67	61.34	66.16	60.09	50.20	42.55	37.07	38.62	31.08	24.43	20.40
FE.HUB	16.99	15.05	13.42	13.96	16.00	18.01	13.34	21.49	22.57	27.83	34.59	37.66	53.53	60.71	64.14	69.52	62.06	51.48	38.72	35.58	37.01	29.55	23.24	20.02
ILLINOIS.HUB	15.63	13.70	12.02	12.43	14.66	16.73	17.33	19.44	23.33	29.15	39.10	41.83	52.70	58.19	61.40	66.56	60.65	49.94	42.60	36.76	38.35	30.83	23.79	20.01
MICHIGAN.HUB	17.81	15.77	14.07	14.64	16.86	19.01	19.78	22.56	26.26	32.23	42.71	45.86	57.14	63.27	66.79	72.42	65.64	54.00	46.25	40.09	41.71	33.60	26.07	21.64
MINN.HUB	14.03	12.11	10.39	10.65	11.86	13.05	18.23	21.97	35.72	44.05	59.25	65.65	65.85	75.95	85.11	98.00	88.57	71.12	75.10	64.96	59.05	48.16	25.98	19.23
Cleared(GW)	51.2	50.2	49.8	49.9	50.8	53.6	56.1	61.0	64.2	67.6	70.1	71.8	73.2	74.4	75.5	76.1	76.0	75.0	73.2	70.9	70.5	68.3	66.4	61.6



## Preliminary Real-Time Prices with Forecasted and Actual System Load

	HE1	HE2	HE3	HE4	HE5	HE6	HE7	HE8	HE9	HE10	HE11	HE12	HE13	HE14	HE15	HE16	HE17	HE18	HE19	HE20	HE21	HE22	HE23	HE24
CINERGY.HUB	4.70	3.03	2.54	13.09	15.54	15.45	18.05	20.80	21.12	20.78	24.42	25.15	28.27	30.92	29.33	32.76	27.02	31.69	23.49	26.91	24.38	24.94	16.24	11.73
FE.HUB	4.78	3.09	2.59	13.34	15.83	15.77	18.49	21.42	21.68	21.43	25.10	25.85	29.01	31.71	29.98	33.38	27.52	32.36	23.98	27.48	25.03	24.76	14.72	11.61
ILLINOIS.HUB	3.89	2.96	2.31	12.73	14.75	14.92	17.11	19.76	20.80	20.12	23.99	24.74	27.78	30.46	28.91	32.30	26.66	31.22	23.19	26.46	23.86	24.48	16.00	11.54
MICHIGAN.HUB	4.85	3.14	2.63	13.56	16.02	16.01	18.82	21.85	21.99	21.68	25.24	25.89	28.98	31.57	29.77	33.20	27.36	31.95	23.94	27.64	25.32	25.92	16.83	12.08
MINN.HUB	2.22	0.77	0.72	4.96	-0.88	6.38	16.97	21.89	20.42	24.03	24.17	25.07	28.30	31.95	30.69	34.43	29.43	59.33	26.54	28.47	32.03	28.60	16.74	11.70
Forecasted(GW)	54.4	52.2	50.5	50.5	52.0	55.1	58.9	63.1	66.5	69.3	71.7	73.4	75.0	76.3	77.2	78.1	78.5	78.1	76.9	75.1	74.2	72.2	68.2	62.8
(RT) - (DA Load)	0.79	-0.16	-0.78	-0.85	-0.49	-0.55	0.84	0.61	0.92	0.19	-0.24	-0.57	-0.70	-0.82	-1.43	-1.74	-1.43	-0.95	-0.47	0.28	-0.27	0.75	-2.21	-3.11



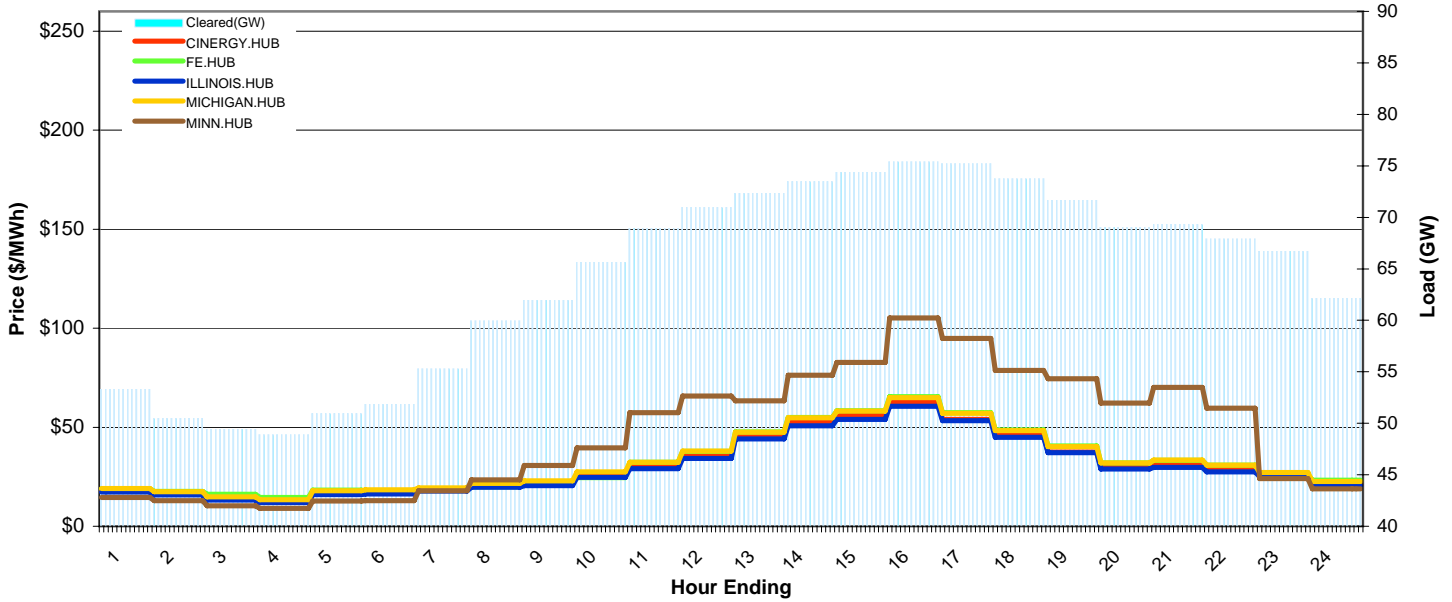
# MISO Hub Report

Delivery Day: Tuesday, July 3, 2007

Price Color Codes: ≤0 ≥100 ≥200

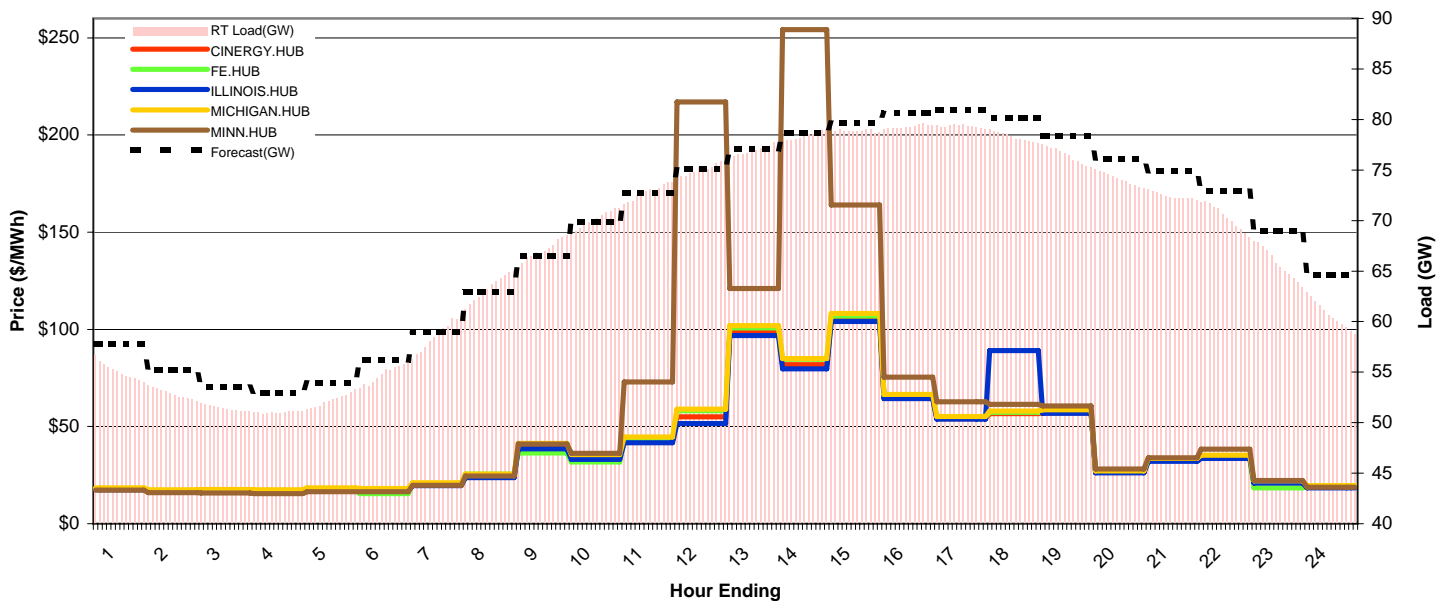
## Day-Ahead Prices and Cleared Load

	HE1	HE2	HE3	HE4	HE5	HE6	HE7	HE8	HE9	HE10	HE11	HE12	HE13	HE14	HE15	HE16	HE17	HE18	HE19	HE20	HE21	HE22	HE23	HE24
CINERGY.HUB	17.94	16.45	13.89	12.60	16.77	17.25	18.77	20.95	21.71	26.33	30.33	35.63	45.29	52.50	56.15	62.85	53.97	45.88	37.41	30.00	31.19	29.26	25.64	21.21
FE.HUB	18.84	17.65	16.18	14.61	18.29	17.49	18.20	19.83	21.94	24.57	32.24	37.82	47.62	54.88	58.41	65.43	57.43	48.57	40.48	31.96	33.32	30.79	26.09	23.19
ILLINOIS.HUB	17.28	15.86	13.33	12.00	15.99	16.35	17.71	19.74	20.56	24.73	29.10	34.28	44.05	50.82	53.97	60.67	53.37	44.98	37.12	28.97	29.79	27.44	25.04	20.72
MICHIGAN.HUB	19.04	17.48	14.86	13.48	17.87	18.35	19.43	21.73	22.91	27.45	32.39	37.96	47.56	54.70	58.12	64.90	56.97	48.30	40.26	31.96	33.39	30.92	27.17	22.60
MINN.HUB	14.59	12.87	10.30	9.02	12.76	13.00	18.01	23.38	30.72	39.64	57.32	65.72	63.35	76.23	82.72	105.21	94.87	78.70	74.49	62.15	70.13	59.55	24.12	18.95
Cleared(GW)	53.3	50.5	49.4	48.9	50.9	51.9	55.3	60.0	62.0	65.6	68.9	71.0	72.3	73.5	74.4	75.4	75.2	73.8	71.7	69.1	69.3	67.9	66.7	62.1



## Preliminary Real-Time Prices with Forecasted and Actual System Load

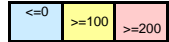
	HE1	HE2	HE3	HE4	HE5	HE6	HE7	HE8	HE9	HE10	HE11	HE12	HE13	HE14	HE15	HE16	HE17	HE18	HE19	HE20	HE21	HE22	HE23	HE24
CINERGY.HUB	17.81	16.79	16.85	16.73	17.72	17.34	20.16	24.19	39.45	33.96	42.70	55.05	98.27	81.89	105.05	64.67	54.02	56.66	57.18	26.41	32.53	34.07	21.37	18.87
FE.HUB	18.17	17.16	17.20	17.07	18.08	15.41	20.57	25.54	36.46	31.77	42.82	58.07	100.71	84.64	106.94	65.50	54.62	57.25	57.81	26.79	33.17	33.74	18.47	19.24
ILLINOIS.HUB	17.41	16.32	16.33	16.16	17.13	16.79	19.63	23.67	38.55	33.13	41.67	51.50	96.82	79.76	103.99	64.37	53.87	89.02	56.88	26.22	32.09	33.55	20.95	18.43
MICHIGAN.HUB	18.47	17.53	17.62	17.52	18.48	18.07	21.09	25.52	41.26	35.49	44.60	58.88	101.85	85.02	108.26	66.47	55.23	57.97	58.58	27.14	33.61	35.29	22.04	19.56
MINN.HUB	17.33	16.04	15.85	15.49	16.52	16.46	19.73	24.56	41.08	36.26	72.99	217.04	121.05	254.17	164.04	75.41	62.66	61.49	60.56	28.12	33.88	38.37	22.22	18.77
Forecasted(GW)	57.8	55.2	53.5	52.9	53.9	56.2	59.0	62.9	66.5	69.8	72.7	75.1	77.1	78.7	79.6	80.6	81.0	80.2	78.4	76.1	74.9	72.9	69.0	64.6
(RT) - (DA Load)	1.74	2.40	2.01	2.16	1.27	2.92	3.29	3.38	5.05	4.46	3.90	4.15	4.58	4.89	4.49	3.89	4.11	4.53	4.78	5.05	3.13	2.49	-0.95	-1.47



# MISO Hub Report

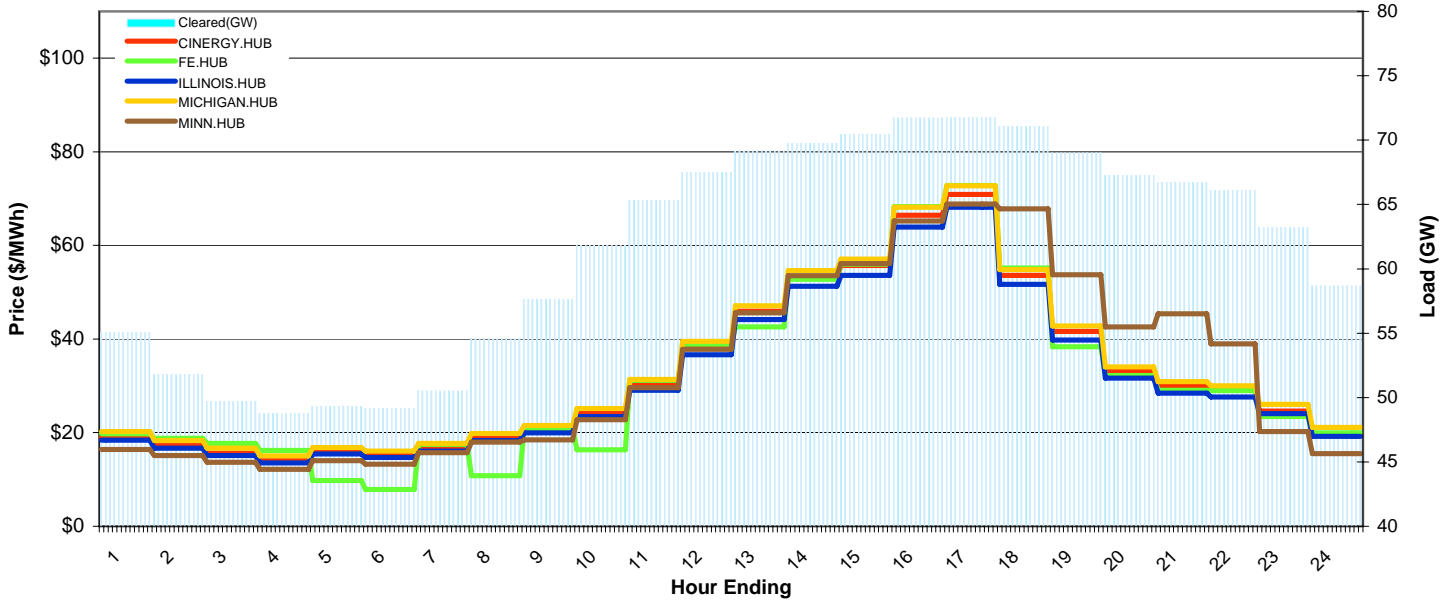
Delivery Day: Wednesday, July 4, 2007

Price Color Codes:



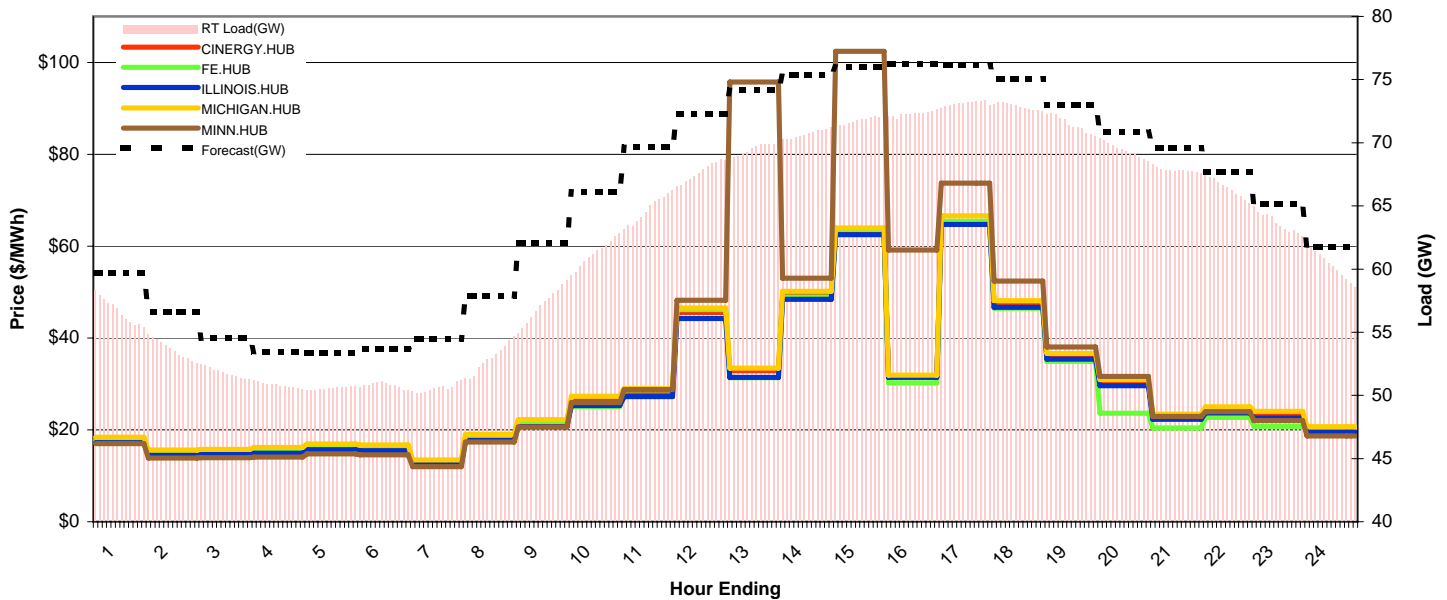
## Day-Ahead Prices and Cleared Load

	HE1	HE2	HE3	HE4	HE5	HE6	HE7	HE8	HE9	HE10	HE11	HE12	HE13	HE14	HE15	HE16	HE17	HE18	HE19	HE20	HE21	HE22	HE23	HE24
CINERGY.HUB	19.06	17.21	15.60	14.03	15.93	15.20	16.99	19.36	20.80	24.51	30.46	38.39	45.93	53.29	55.70	66.48	70.90	53.60	41.61	33.13	29.95	29.06	24.61	19.69
FE.HUB	19.76	18.79	17.74	16.19	9.80	7.88	17.49	10.77	20.83	16.36	31.15	38.93	42.62	52.77	56.01	68.28	72.82	55.16	38.37	32.18	29.05	29.00	23.45	19.93
ILLINOIS.HUB	18.38	16.71	15.14	13.57	15.48	14.72	16.06	18.33	19.94	23.46	29.07	36.66	44.18	51.25	53.58	63.92	68.17	51.68	39.78	31.66	28.41	27.59	24.04	19.18
MICHIGAN.HUB	20.22	18.33	16.68	15.03	16.85	16.08	17.69	19.85	21.54	25.19	31.38	39.53	47.09	54.65	57.11	68.18	72.73	54.82	42.78	34.07	30.90	30.00	26.02	21.12
MINN.HUB	16.41	15.08	13.65	12.16	14.01	13.28	15.69	17.97	18.45	22.75	29.62	37.82	45.62	53.56	56.11	65.23	68.85	67.83	53.73	42.56	45.42	38.94	20.27	15.55
Cleared(GW)	55.1	51.8	49.7	48.8	49.3	49.1	50.5	54.6	57.7	61.9	65.3	67.5	69.2	69.8	70.5	71.7	71.8	71.1	69.0	67.3	66.7	66.1	63.2	58.7



## Preliminary Real-Time Prices with Forecasted and Actual System Load

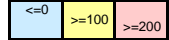
	HE1	HE2	HE3	HE4	HE5	HE6	HE7	HE8	HE9	HE10	HE11	HE12	HE13	HE14	HE15	HE16	HE17	HE18	HE19	HE20	HE21	HE22	HE23	HE24
CINERGY.HUB	17.68	14.87	15.01	15.37	16.12	15.93	12.87	18.24	21.40	26.30	28.15	45.53	32.90	49.25	63.28	31.71	65.31	47.03	35.71	30.02	22.71	24.18	23.19	20.04
FE.HUB	17.72	15.16	15.29	15.67	16.44	16.24	13.11	18.63	21.80	25.09	28.70	46.21	31.35	48.90	63.60	30.20	65.41	46.48	34.93	23.60	20.38	22.68	20.73	20.10
ILLINOIS.HUB	17.19	14.47	14.63	14.93	15.64	15.45	12.49	17.68	20.67	25.32	27.23	44.23	31.43	48.42	62.48	31.44	64.74	46.65	35.39	29.64	22.31	23.66	22.57	19.51
MICHIGAN.HUB	18.40	15.61	15.74	16.14	16.95	16.73	13.45	19.03	22.24	27.28	28.99	46.57	33.46	50.13	63.94	31.92	66.62	48.11	36.66	30.92	23.40	25.01	24.03	20.72
MINN.HUB	16.97	13.83	13.92	14.08	14.76	14.57	11.99	17.34	20.63	25.91	28.80	48.22	95.75	52.99	102.39	59.14	73.72	52.38	38.06	31.61	22.94	23.99	21.99	18.69
Forecasted(GW)	59.7	56.6	54.5	53.5	53.3	53.7	54.4	57.8	62.0	66.1	69.6	72.3	74.2	75.4	76.0	76.2	76.2	75.0	73.0	70.8	69.6	67.7	65.1	61.7
(RT) - (DA Load)	1.62	1.86	2.08	2.01	1.22	1.64	0.03	-1.70	-0.52	-0.62	-0.64	0.21	0.33	0.92	1.29	0.58	1.35	1.80	2.46	2.14	1.15	0.29	0.48	1.69



# MISO Hub Report

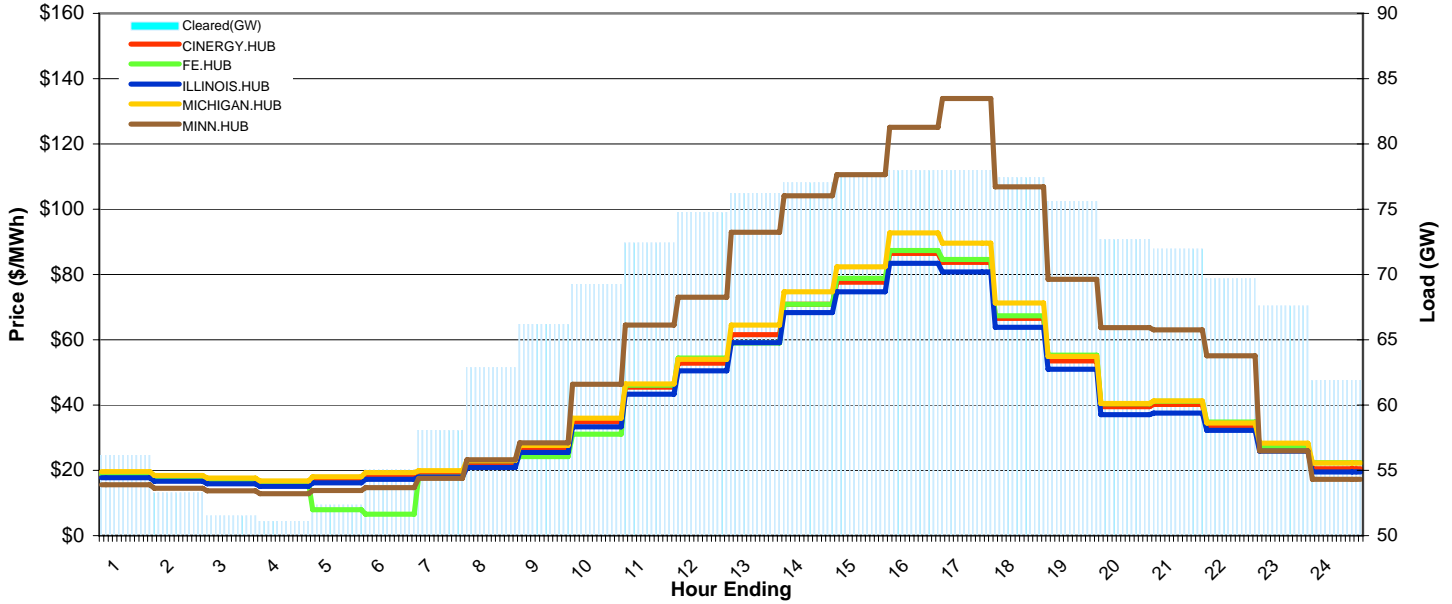
Delivery Day: Thursday, July 5, 2007

Price Color Codes:



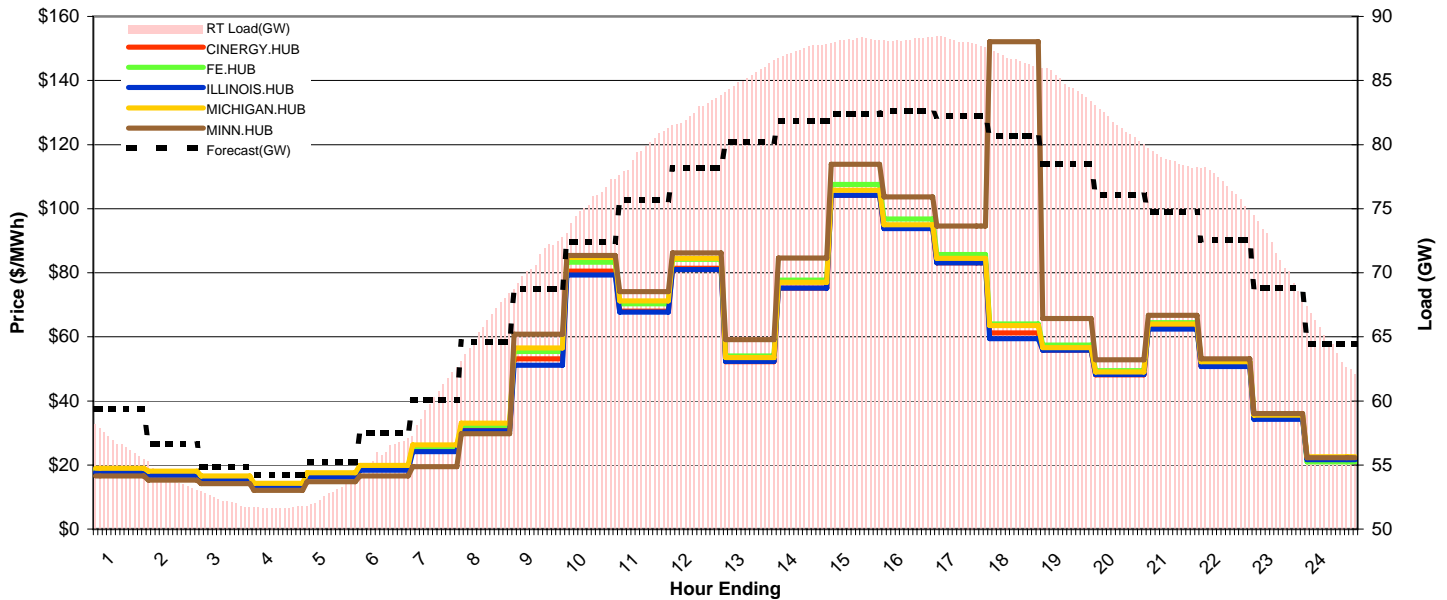
## Day-Ahead Prices and Cleared Load

	HE1	HE2	HE3	HE4	HE5	HE6	HE7	HE8	HE9	HE10	HE11	HE12	HE13	HE14	HE15	HE16	HE17	HE18	HE19	HE20	HE21	HE22	HE23	HE24
CINERGY.HUB	18.52	17.42	16.65	15.86	17.06	18.29	19.36	22.21	26.75	34.90	45.49	52.87	61.56	70.85	77.68	86.49	83.72	66.59	53.56	39.47	40.17	33.65	26.64	20.52
FE.HUB	18.83	17.55	16.87	16.13	7.93	6.55	17.94	22.90	24.18	31.08	46.06	54.46	58.99	70.86	78.78	87.31	84.60	67.35	55.26	40.38	41.21	34.78	27.13	22.39
ILLINOIS.HUB	17.79	16.67	15.93	15.11	16.22	17.26	17.94	20.87	25.53	33.37	43.31	50.49	59.16	68.31	74.69	83.43	80.78	63.82	50.95	37.09	37.57	32.23	25.91	19.50
MICHIGAN.HUB	19.60	18.44	17.62	16.79	18.00	19.31	19.90	23.00	27.68	35.94	46.49	54.05	64.49	74.75	82.38	92.74	89.63	71.23	54.92	40.53	41.29	34.55	28.32	22.27
MINN.HUB	15.59	14.52	13.74	12.81	13.83	14.72	17.58	23.23	28.47	46.41	64.47	73.06	92.93	104.07	110.58	125.14	133.96	106.82	78.54	63.69	63.00	55.05	26.00	17.25
Cleared(GW)	56.2	53.3	51.5	51.1	52.4	55.1	58.1	62.9	66.2	69.2	72.4	74.8	76.2	77.0	77.8	78.0	78.0	77.4	75.6	72.7	72.0	69.7	67.6	61.9



## Preliminary Real-Time Prices with Forecasted and Actual System Load

	HE1	HE2	HE3	HE4	HE5	HE6	HE7	HE8	HE9	HE10	HE11	HE12	HE13	HE14	HE15	HE16	HE17	HE18	HE19	HE20	HE21	HE22	HE23	HE24
CINERGY.HUB	18.28	17.41	16.02	13.74	16.91	19.03	24.92	31.43	53.13	80.47	67.99	81.40	52.26	75.17	104.20	93.91	83.12	61.20	55.81	48.18	62.72	50.84	34.51	21.93
FE.HUB	18.62	17.70	16.29	13.97	17.20	19.41	25.52	32.37	55.39	83.32	70.33	84.15	53.99	77.67	107.57	96.76	85.69	64.00	57.39	49.48	64.39	52.14	35.34	21.02
ILLINOIS.HUB	17.71	16.82	15.45	13.26	16.30	18.35	24.12	30.62	51.15	79.30	67.71	81.02	52.38	75.23	104.15	93.75	83.11	59.41	55.87	48.21	62.43	50.70	34.27	21.65
MICHIGAN.HUB	18.99	18.07	16.62	14.31	17.62	19.87	26.22	33.10	56.52	84.77	71.18	84.51	53.52	77.04	105.81	95.02	84.46	63.48	56.63	49.00	64.00	52.19	35.51	22.58
MINN.HUB	16.54	15.30	14.14	12.11	14.81	16.58	19.45	29.76	60.85	85.38	74.11	86.24	59.13	84.56	113.82	103.65	94.59	152.07	65.72	52.79	66.75	53.15	36.07	22.28
Forecasted(GW)	59.3	56.6	54.8	54.2	55.2	57.5	60.1	64.6	68.7	72.4	75.7	78.1	80.2	81.8	82.4	82.6	82.2	80.7	78.5	76.0	74.7	72.6	68.8	64.4
(RT) - (DA Load)	0.52	0.60	0.70	0.54	0.45	0.78	2.08	3.04	4.75	6.26	7.15	7.85	9.08	10.34	10.39	10.21	10.05	9.25	9.16	8.77	6.80	7.12	3.74	2.62



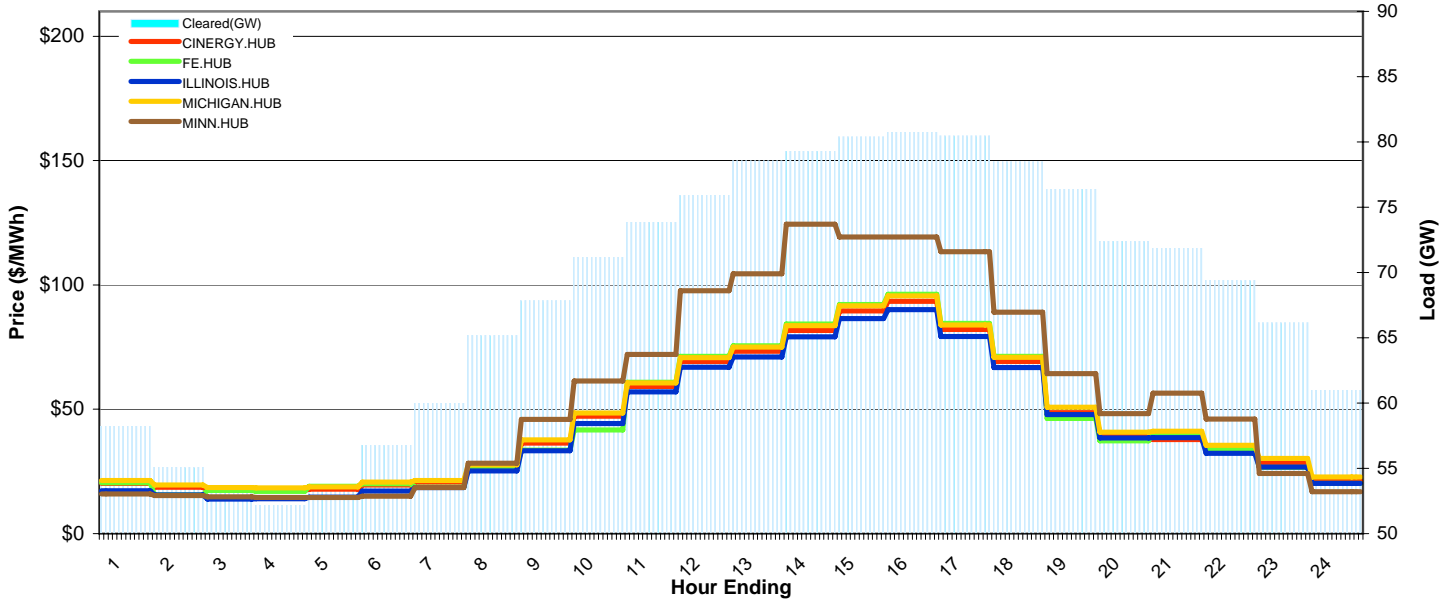
# MISO Hub Report

Delivery Day: Friday, July 6, 2007

Price Color Codes: ≤0 ≥100 ≥200

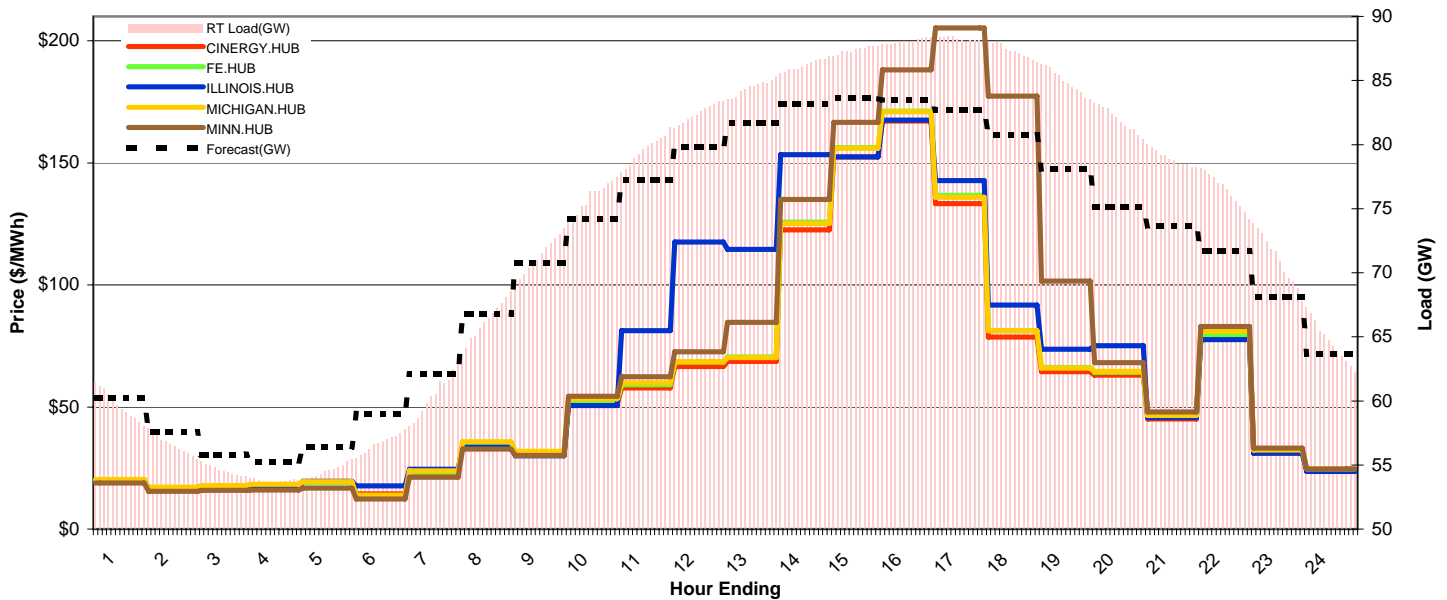
## Day-Ahead Prices and Cleared Load

	HE1	HE2	HE3	HE4	HE5	HE6	HE7	HE8	HE9	HE10	HE11	HE12	HE13	HE14	HE15	HE16	HE17	HE18	HE19	HE20	HE21	HE22	HE23	HE24
CINERGY.HUB	20.23	18.60	17.54	17.41	17.86	19.62	20.69	26.68	36.46	47.23	59.17	69.21	73.35	81.70	89.50	93.46	82.13	69.27	48.58	39.89	37.85	34.64	28.43	21.10
FE.HUB	20.42	15.62	17.42	16.96	19.01	20.07	18.67	26.59	33.57	41.63	60.86	71.29	75.55	84.26	92.17	96.21	84.59	71.31	46.26	37.27	39.95	34.09	26.60	20.18
ILLINOIS.HUB	17.20	15.55	13.95	14.03	14.69	17.11	18.58	25.18	33.35	44.29	57.05	66.96	70.97	79.08	86.46	90.08	79.26	66.75	47.90	38.43	38.56	32.31	26.73	20.25
MICHIGAN.HUB	21.33	19.62	18.54	18.38	18.85	20.74	21.37	27.62	37.64	48.45	60.59	70.76	74.98	83.58	91.57	95.63	83.93	70.88	50.89	40.83	41.15	35.53	30.30	22.82
MINN.HUB	15.95	15.36	14.75	14.54	14.58	15.10	18.47	28.34	46.00	61.40	72.10	97.67	104.44	124.48	119.34	119.24	113.34	88.98	64.29	48.27	56.55	46.09	24.16	16.89
Cleared(GW)	58.2	55.1	53.2	52.2	53.4	56.8	60.0	65.2	67.9	71.1	73.9	75.9	78.5	79.3	80.4	80.8	80.5	78.5	76.4	72.4	71.9	69.4	66.2	61.0



## Preliminary Real-Time Prices with Forecasted and Actual System Load

	HE1	HE2	HE3	HE4	HE5	HE6	HE7	HE8	HE9	HE10	HE11	HE12	HE13	HE14	HE15	HE16	HE17	HE18	HE19	HE20	HE21	HE22	HE23	HE24
CINERGY.HUB	19.69	16.67	17.27	17.72	19.51	14.41	23.20	34.27	30.46	51.16	57.78	66.59	68.63	122.55	152.42	167.14	133.37	78.70	64.53	63.05	45.03	78.09	31.26	23.96
FE.HUB	20.14	16.96	17.55	18.03	18.98	13.64	23.32	35.25	31.46	52.57	59.15	68.38	70.55	125.67	156.24	171.17	136.73	81.29	66.17	64.27	45.88	79.51	31.82	23.83
ILLINOIS.HUB	19.30	16.28	16.82	17.17	19.58	17.73	24.49	33.60	29.99	50.58	81.21	117.58	114.58	153.37	152.40	167.48	142.81	91.75	73.67	75.06	45.59	77.59	31.03	23.59
MICHIGAN.HUB	20.30	17.21	17.85	18.39	19.36	13.93	23.82	35.82	31.84	53.35	59.88	68.54	70.22	125.24	155.98	170.89	136.00	81.30	66.00	64.57	46.51	80.99	32.35	24.69
MINN.HUB	18.83	15.45	15.85	16.03	16.84	12.28	21.28	32.73	30.13	54.38	62.46	72.58	84.70	135.00	166.66	188.10	205.24	177.34	101.53	68.21	47.99	82.97	33.11	24.64
Forecasted(GW)	60.3	57.6	55.8	55.3	56.4	59.0	62.1	66.7	70.8	74.2	77.3	79.8	81.7	83.1	83.6	83.4	82.7	80.8	78.1	75.2	73.7	71.7	68.1	63.6
(RT) - (DA Load)	1.46	1.49	1.41	1.62	1.16	-0.12	0.41	1.02	3.42	4.69	5.70	6.49	5.86	6.88	6.99	7.28	7.75	8.81	8.53	9.54	7.06	7.04	4.90	3.63



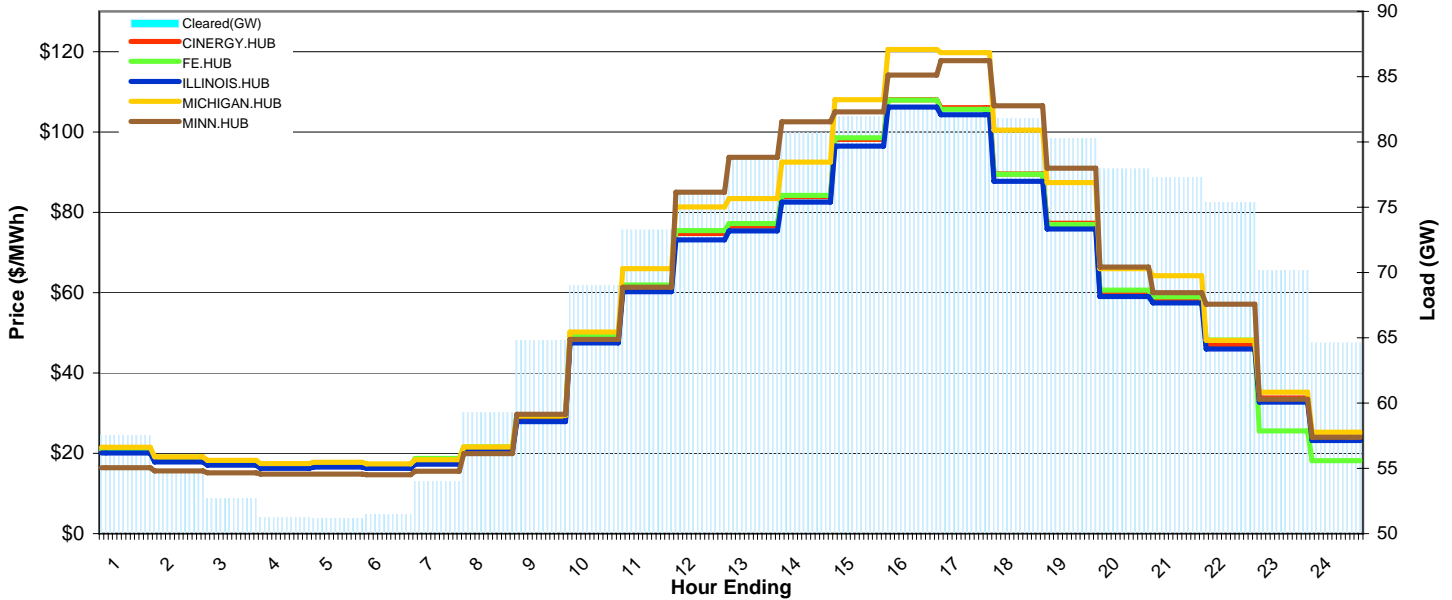
# MISO Hub Report

Delivery Day: Saturday, July 7, 2007

Price Color Codes: ≤0 ≥100 ≥200

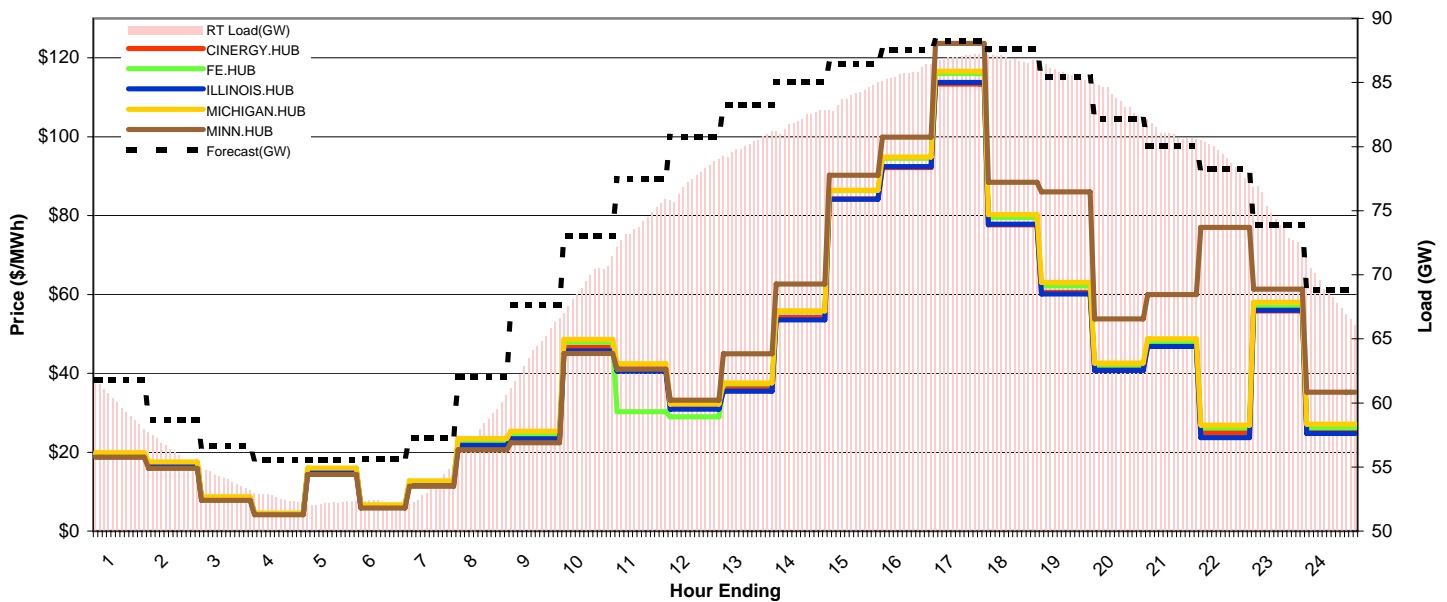
## Day-Ahead Prices and Cleared Load

	HE1	HE2	HE3	HE4	HE5	HE6	HE7	HE8	HE9	HE10	HE11	HE12	HE13	HE14	HE15	HE16	HE17	HE18	HE19	HE20	HE21	HE22	HE23	HE24
CINERGY.HUB	20.65	18.42	17.56	16.79	17.11	16.73	17.92	21.00	28.52	48.32	61.21	74.69	76.57	83.88	98.14	107.99	106.06	89.56	77.29	60.28	58.58	46.86	33.77	24.06
FE.HUB	20.98	19.02	17.50	16.98	17.42	17.04	18.72	21.57	29.34	49.42	61.88	75.45	77.20	84.23	98.54	107.91	105.59	89.46	76.96	60.65	58.91	48.19	25.58	18.18
ILLINOIS.HUB	20.10	17.86	17.04	16.27	16.58	16.24	17.30	20.34	27.87	47.51	60.19	73.12	75.33	82.53	96.50	106.17	104.31	87.68	75.83	59.01	57.47	45.96	32.72	23.18
MICHIGAN.HUB	21.48	19.15	18.24	17.48	17.76	17.37	18.43	21.56	29.36	50.15	65.92	81.30	83.42	92.49	107.99	120.56	119.76	100.44	87.39	65.98	64.18	48.13	35.17	25.23
MINN.HUB	16.41	15.63	15.16	14.85	14.82	14.62	15.56	19.93	29.74	48.32	61.35	85.00	93.70	102.48	105.00	114.11	117.77	106.50	91.00	66.38	60.01	57.14	33.42	23.94
Cleared(GW)	57.5	54.8	52.7	51.2	51.2	51.5	54.0	59.3	64.8	69.0	73.3	76.1	78.9	80.7	82.0	82.5	82.6	81.8	80.3	77.9	77.3	75.4	70.2	64.6



## Preliminary Real-Time Prices with Forecasted and Actual System Load

	HE1	HE2	HE3	HE4	HE5	HE6	HE7	HE8	HE9	HE10	HE11	HE12	HE13	HE14	HE15	HE16	HE17	HE18	HE19	HE20	HE21	HE22	HE23	HE24
CINERGY.HUB	19.21	16.97	8.42	4.38	15.42	6.37	12.10	22.32	23.92	46.58	41.06	31.22	36.27	54.18	84.25	92.22	113.36	77.65	60.53	41.19	46.96	24.96	55.82	25.58
FE.HUB	19.55	17.25	8.55	4.45	15.67	6.48	12.32	22.87	24.63	47.85	30.24	28.99	37.36	55.72	86.37	94.55	116.03	79.52	62.12	42.10	48.08	26.09	56.73	26.21
ILLINOIS.HUB	18.79	16.59	8.21	4.27	15.02	6.19	11.81	21.77	23.34	45.68	40.54	30.95	35.48	53.59	84.15	92.39	113.79	77.81	60.11	40.72	46.83	23.71	56.01	24.77
MICHIGAN.HUB	19.85	17.54	8.69	4.54	16.02	6.62	12.72	23.46	25.28	48.63	42.47	32.24	37.61	55.79	86.43	94.85	116.58	80.23	63.06	42.57	48.79	26.84	58.06	27.10
MINN.HUB	18.75	15.94	7.76	4.13	14.37	5.84	11.33	20.60	22.36	45.00	41.06	33.20	44.95	62.61	90.22	99.89	123.63	88.44	85.99	53.79	59.97	77.01	61.37	35.25
Forecasted(GW)	61.8	58.7	56.6	55.6	55.6	55.6	57.2	62.0	67.6	73.1	77.5	80.8	83.3	85.0	86.4	87.5	88.2	87.6	85.4	82.2	80.0	78.2	73.9	68.8
(RT) - (DA Load)	2.31	1.51	1.34	1.33	0.99	0.76	-0.60	-1.23	-0.74	0.35	0.78	1.39	1.26	1.32	1.95	3.19	4.33	5.02	5.40	5.68	3.78	3.68	4.21	3.85



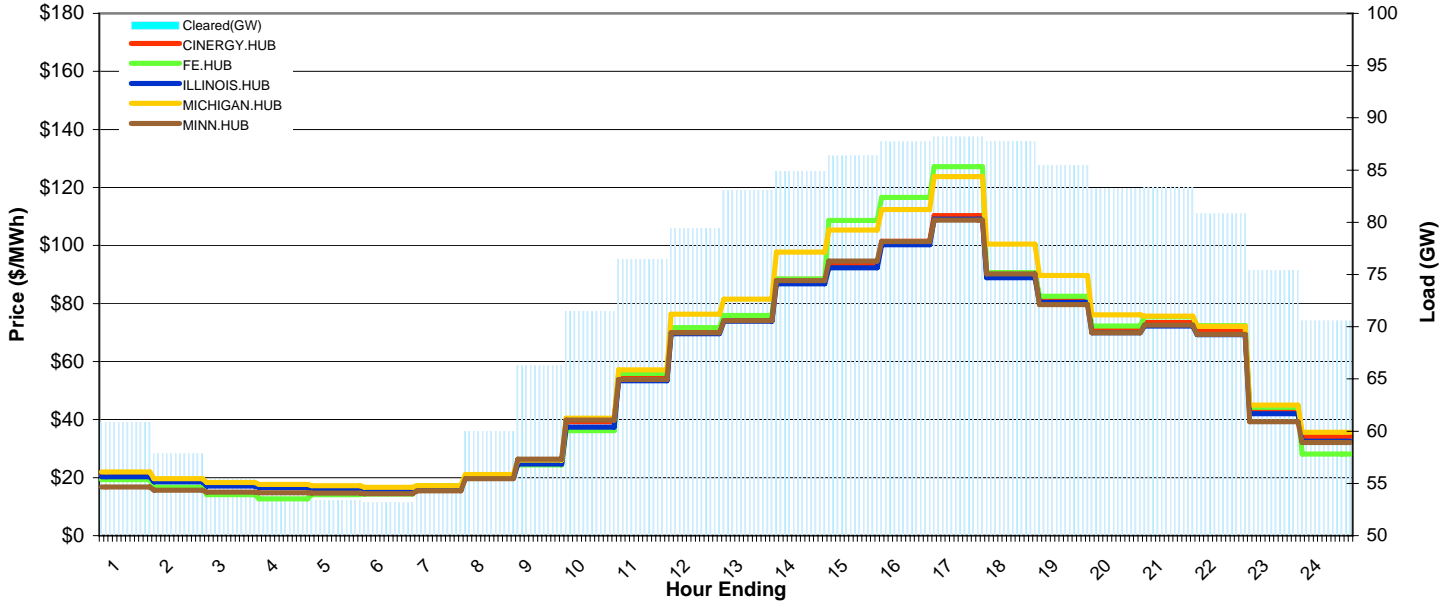
# MISO Hub Report

Delivery Day: Sunday, July 8, 2007

Price Color Codes: ≤0 ≥100 ≥200

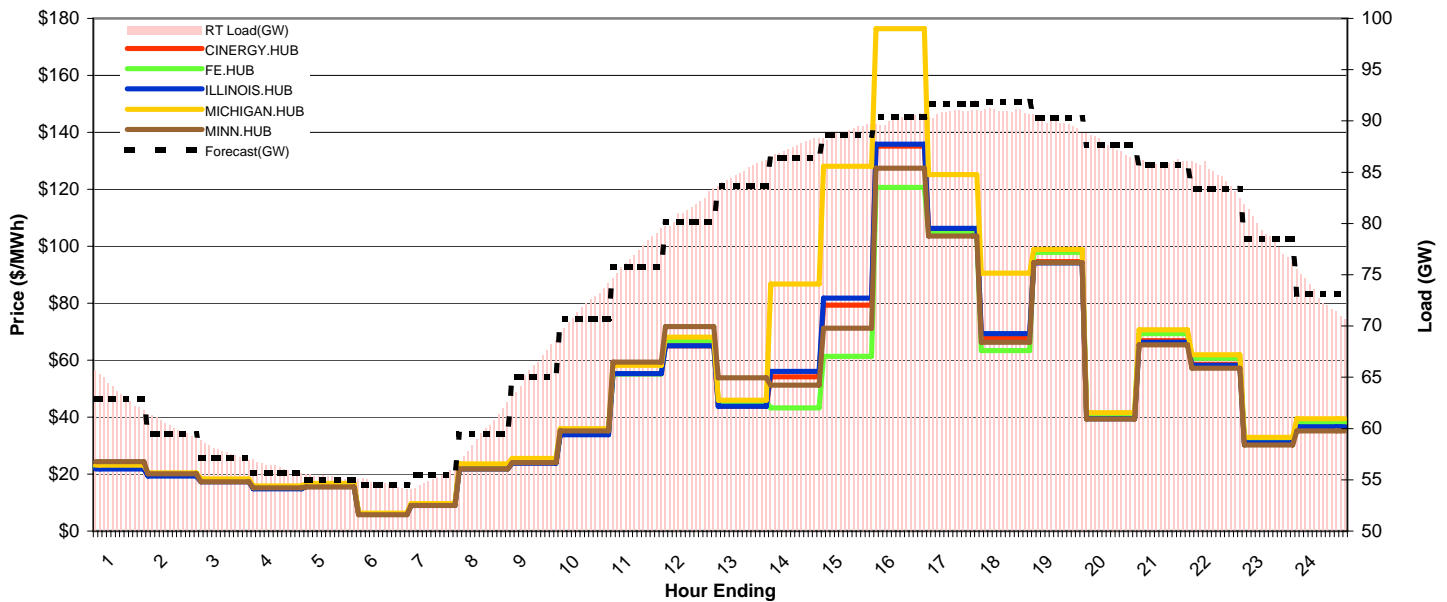
## Day-Ahead Prices and Cleared Load

	HE1	HE2	HE3	HE4	HE5	HE6	HE7	HE8	HE9	HE10	HE11	HE12	HE13	HE14	HE15	HE16	HE17	HE18	HE19	HE20	HE21	HE22	HE23	HE24
CINERGY.HUB	20.80	18.86	17.61	16.96	16.63	16.04	16.74	20.45	25.31	39.22	54.74	70.81	75.13	88.32	93.47	101.46	110.34	90.56	81.76	71.17	73.51	70.43	43.44	34.22
FE.HUB	19.26	16.60	14.14	12.73	14.11	14.39	17.19	20.49	24.33	36.13	55.93	71.70	75.84	88.51	108.67	116.61	127.20	90.69	82.48	72.25	75.49	72.31	44.26	28.11
ILLINOIS.HUB	20.31	18.50	17.11	16.49	16.11	15.55	16.27	19.73	24.73	37.43	53.41	69.62	73.87	86.75	92.31	100.23	109.10	88.94	80.39	69.98	72.28	69.25	42.01	32.49
MICHIGAN.HUB	21.99	19.68	18.31	17.62	17.26	16.64	17.17	21.03	26.08	40.44	57.08	76.32	81.48	97.72	105.29	112.34	123.74	100.52	89.67	76.10	75.66	72.17	45.02	35.65
MINN.HUB	16.75	15.65	15.05	14.78	14.72	14.42	15.47	19.58	26.36	39.86	53.81	69.96	74.09	87.95	94.63	101.39	108.79	90.27	79.65	69.94	72.58	69.37	39.26	32.05
Cleared(GW)	60.9	57.9	55.4	54.4	53.4	53.1	54.5	60.0	66.3	71.5	76.5	79.4	83.0	84.9	86.4	87.7	88.2	87.8	85.5	83.3	83.4	80.8	75.4	70.6



## Preliminary Real-Time Prices with Forecasted and Actual System Load

	HE1	HE2	HE3	HE4	HE5	HE6	HE7	HE8	HE9	HE10	HE11	HE12	HE13	HE14	HE15	HE16	HE17	HE18	HE19	HE20	HE21	HE22	HE23	HE24
CINERGY.HUB	22.17	19.59	17.54	15.12	16.00	5.97	9.13	22.13	24.08	34.05	55.26	65.06	43.87	54.18	79.37	135.17	106.03	67.95	94.61	39.59	66.82	58.49	31.20	37.00
FE.HUB	22.62	19.94	17.85	15.39	16.25	6.05	9.25	22.54	24.63	34.87	55.13	66.87	45.37	43.26	61.31	120.66	104.47	63.32	97.91	40.93	69.27	60.62	32.18	38.06
ILLINOIS.HUB	21.82	19.30	17.27	14.81	15.67	5.84	8.98	21.85	23.83	33.83	55.30	65.10	43.77	56.10	81.84	135.84	106.26	69.29	94.17	39.42	66.32	58.19	30.98	36.62
MICHIGAN.HUB	23.15	20.43	18.31	15.83	16.75	6.25	9.64	23.58	25.54	35.94	58.18	68.13	46.00	86.70	128.14	176.39	125.20	90.51	98.89	41.52	70.73	61.91	32.94	39.45
MINN.HUB	24.38	20.13	17.35	15.16	15.45	5.74	8.98	21.83	24.01	35.13	59.31	71.75	53.81	51.21	71.27	127.37	103.56	66.28	94.30	39.37	65.38	57.14	30.21	35.21
Forecasted(GW)	62.9	59.5	57.1	55.7	55.0	54.5	55.5	59.4	65.0	70.7	75.7	80.1	83.6	86.4	88.6	90.4	91.7	91.9	90.3	87.7	85.7	83.4	78.5	73.1
(RT) - (DA Load)	2.73	2.35	2.32	1.89	1.89	1.46	0.58	-0.39	-0.28	0.32	0.69	2.04	1.97	2.64	2.66	2.47	2.64	3.19	4.36	4.27	2.63	3.88	3.48	2.29

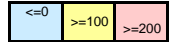




# MISO Hub Report

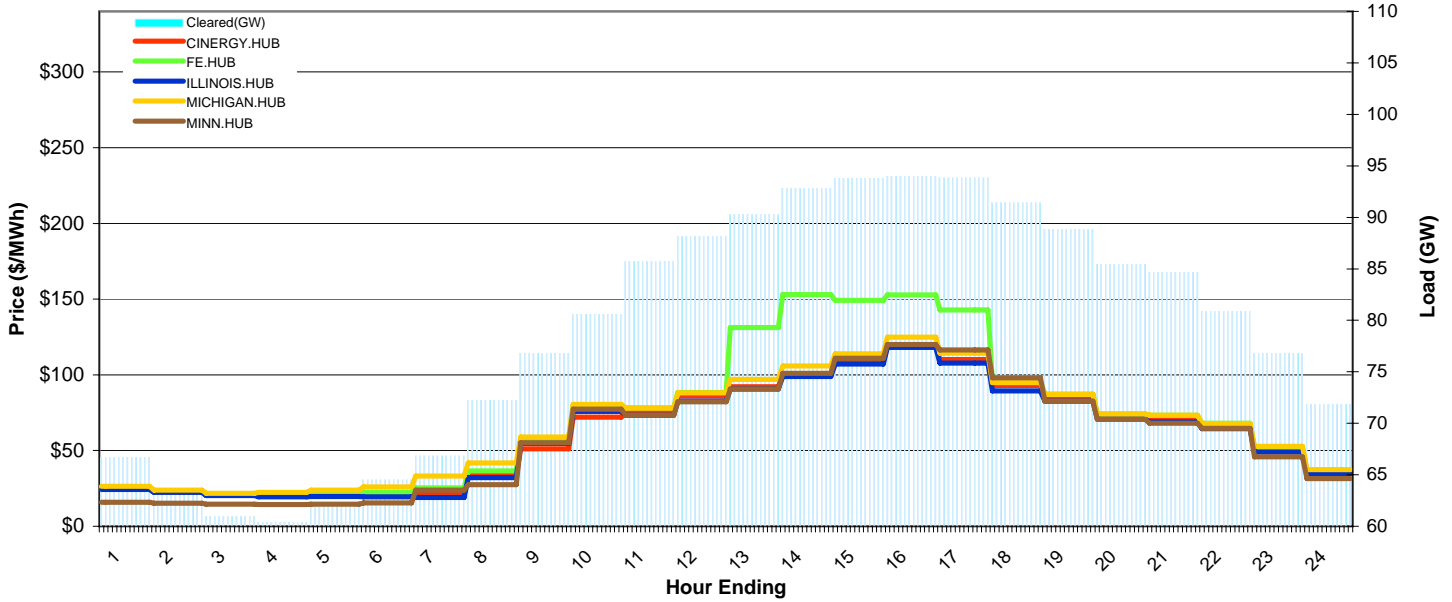
Delivery Day: Monday, July 9, 2007

Price Color Codes:



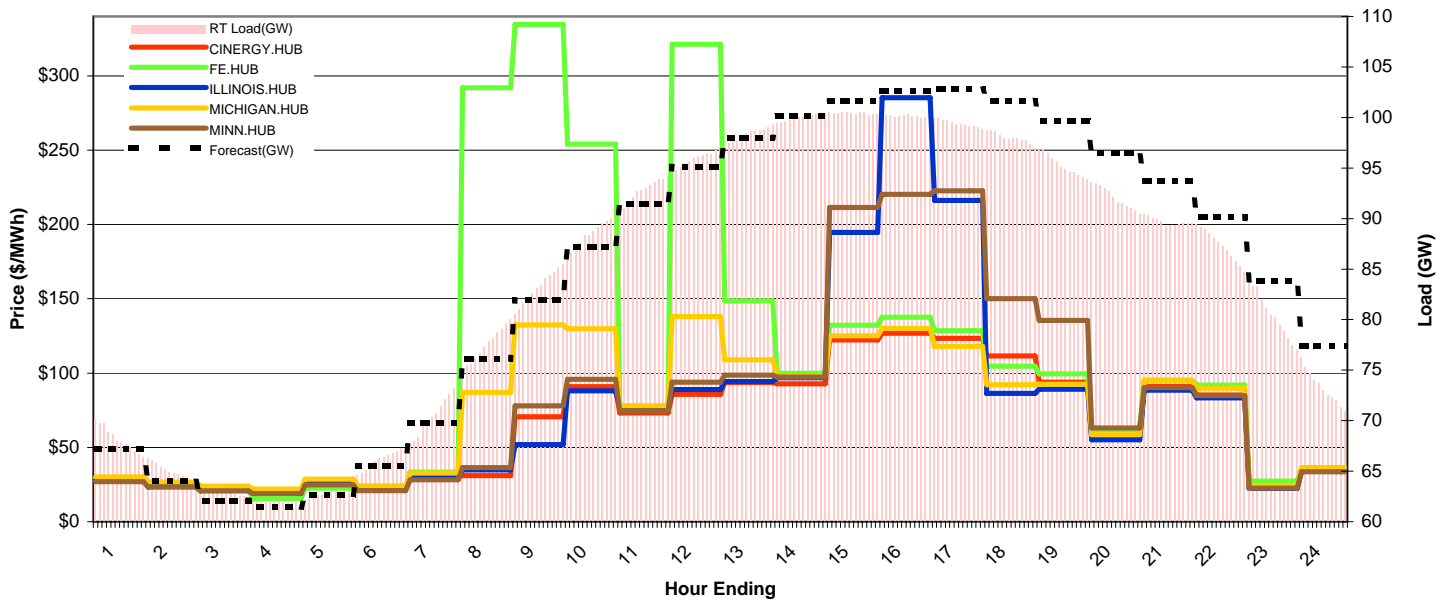
## Day-Ahead Prices and Cleared Load

	HE1	HE2	HE3	HE4	HE5	HE6	HE7	HE8	HE9	HE10	HE11	HE12	HE13	HE14	HE15	HE16	HE17	HE18	HE19	HE20	HE21	HE22	HE23	HE24
CINERGY.HUB	24.83	22.70	20.84	20.17	20.54	21.20	22.21	34.13	51.24	72.01	76.06	86.04	92.23	100.09	108.79	119.91	110.00	93.03	85.01	72.28	71.50	66.18	50.90	36.19
FE.HUB	25.16	22.98	20.69	20.77	22.66	22.44	25.44	36.50	58.18	79.65	78.10	88.34	131.19	153.02	149.15	152.77	142.79	95.77	87.29	74.22	73.42	67.96	51.85	33.82
ILLINOIS.HUB	24.23	22.35	20.39	19.50	19.57	19.53	18.93	32.06	54.67	75.83	73.42	82.68	90.71	98.86	107.08	118.16	107.70	89.37	82.56	70.71	68.94	64.44	49.09	34.67
MICHIGAN.HUB	26.32	23.88	21.82	22.44	23.87	26.02	33.10	41.76	58.87	80.58	78.05	88.18	97.03	105.94	113.91	124.88	114.38	94.90	87.12	74.07	73.27	67.83	52.74	37.48
MINN.HUB	15.95	15.30	14.60	14.35	14.57	15.45	23.98	27.42	55.15	77.43	73.24	82.13	90.61	100.91	110.88	120.08	116.44	98.10	82.61	70.57	67.96	64.65	45.87	31.44
Cleared(GW)	66.7	63.3	61.0	60.4	62.1	64.5	66.8	72.2	76.8	80.6	85.7	88.2	90.3	92.8	93.8	94.0	93.8	91.4	88.9	85.4	84.6	80.9	76.8	71.9



## Preliminary Real-Time Prices with Forecasted and Actual System Load

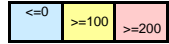
	HE1	HE2	HE3	HE4	HE5	HE6	HE7	HE8	HE9	HE10	HE11	HE12	HE13	HE14	HE15	HE16	HE17	HE18	HE19	HE20	HE21	HE22	HE23	HE24
CINERGY.HUB	28.36	24.96	22.48	20.80	27.02	22.66	30.11	31.02	70.59	90.80	73.23	85.60	93.71	92.74	122.32	126.86	123.39	111.53	93.79	56.72	91.00	85.27	22.87	35.11
FE.HUB	29.13	24.03	21.67	15.50	22.63	22.28	33.48	291.88	334.64	254.18	77.73	321.29	148.57	99.87	132.16	137.63	128.52	104.62	99.56	62.04	95.17	92.04	27.35	36.31
ILLINOIS.HUB	27.96	24.53	22.10	20.40	26.38	22.15	29.59	34.86	51.97	88.04	77.39	88.92	94.22	96.79	194.63	285.31	216.22	86.44	89.17	55.08	88.41	83.27	22.49	34.04
MICHIGAN.HUB	30.24	26.68	23.94	22.07	28.59	24.11	32.68	86.97	132.33	129.84	77.98	138.10	108.97	97.81	125.01	130.01	118.07	92.20	92.62	58.66	95.13	89.73	24.21	36.41
MINN.HUB	26.89	23.18	20.63	19.02	24.66	20.85	28.27	36.34	77.96	95.75	74.69	93.94	98.61	97.27	211.45	220.37	222.65	150.06	135.44	63.10	90.13	84.79	22.60	33.52
Forecasted(GW)	67.1	64.0	62.1	61.4	62.7	65.5	69.8	76.1	82.0	87.2	91.5	95.2	98.0	100.1	101.6	102.6	102.8	101.7	99.7	96.4	93.7	90.2	83.8	77.4
(RT) - (DA Load)	1.47	1.66	2.00	1.58	0.92	1.59	3.77	5.20	6.39	7.89	7.02	7.74	8.06	7.16	6.63	6.15	5.60	6.58	6.40	6.63	5.09	6.43	3.62	1.41



# MISO Hub Report

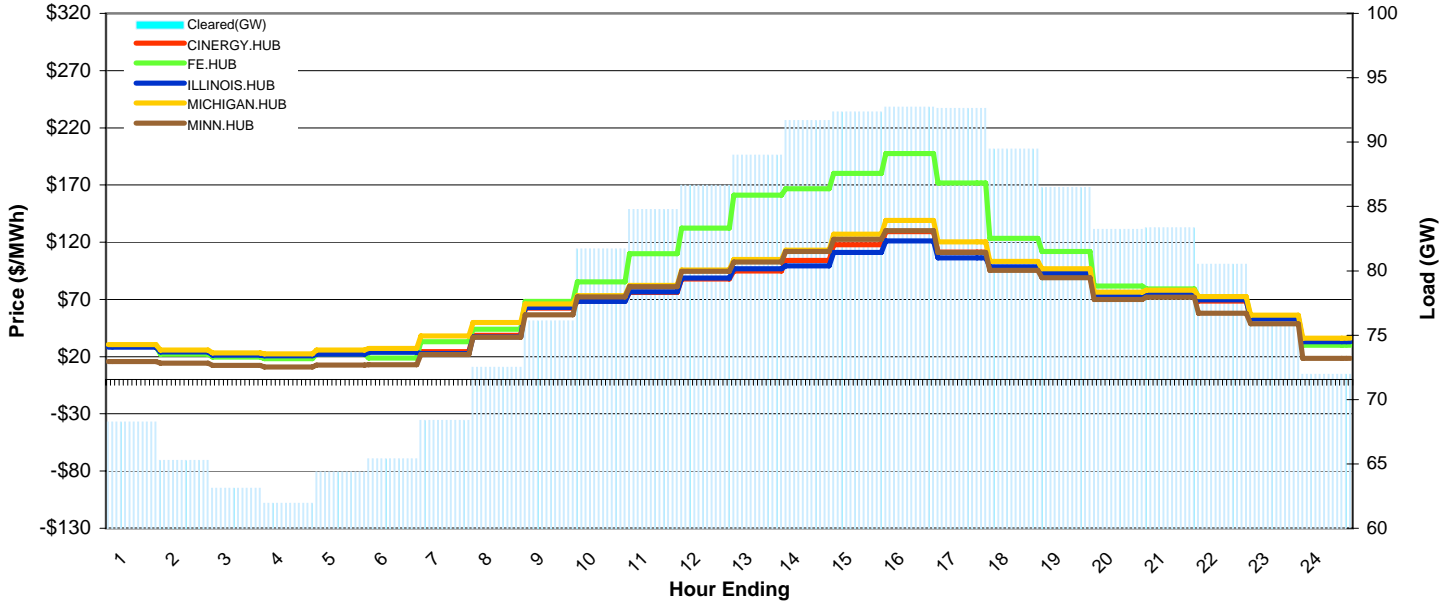
Delivery Day: Tuesday, July 10, 2007

Price Color Codes:



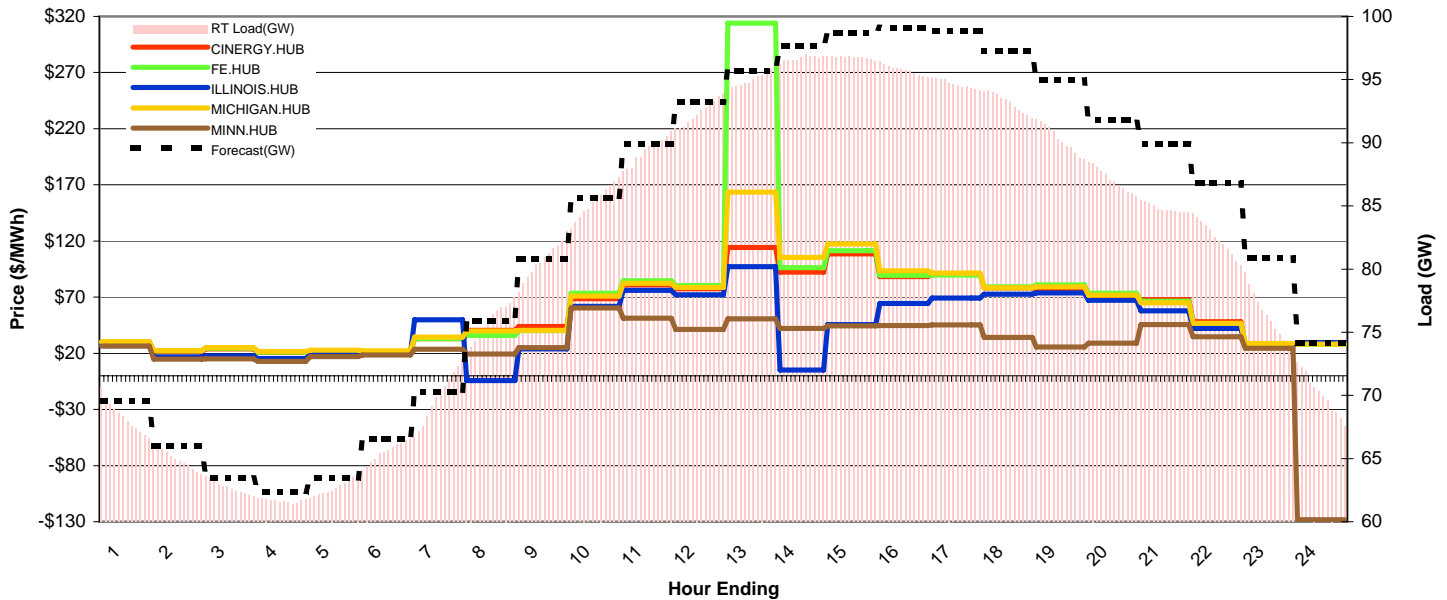
## Day-Ahead Prices and Cleared Load

	HE1	HE2	HE3	HE4	HE5	HE6	HE7	HE8	HE9	HE10	HE11	HE12	HE13	HE14	HE15	HE16	HE17	HE18	HE19	HE20	HE21	HE22	HE23	HE24
CINERGY.HUB	28.87	24.44	22.06	21.28	23.09	24.70	24.47	38.58	62.49	68.54	76.00	87.95	94.87	104.02	117.81	129.35	111.39	96.74	91.13	72.08	73.95	68.57	54.40	33.95
FE.HUB	29.12	22.05	19.52	18.21	22.08	18.91	32.95	43.87	68.37	85.31	109.96	132.47	161.27	166.76	180.22	197.40	171.77	123.47	111.85	81.76	79.28	72.31	53.50	29.87
ILLINOIS.HUB	28.26	23.98	21.33	20.61	22.23	23.78	22.79	37.36	62.85	68.43	76.72	88.62	96.79	99.21	111.15	121.10	106.36	98.61	92.68	72.83	74.79	69.79	52.79	33.00
MICHIGAN.HUB	30.55	25.71	23.21	22.42	25.68	27.29	38.16	49.85	66.14	73.46	82.17	95.82	104.90	113.02	126.92	139.01	120.21	103.30	96.93	76.54	78.03	72.37	56.34	36.24
MINN.HUB	15.85	14.40	12.35	11.01	12.70	13.00	21.99	36.96	56.64	72.32	81.17	94.47	102.68	111.90	122.67	130.22	111.12	95.44	88.92	70.07	71.87	58.08	48.71	18.49
Cleared(GW)	68.3	65.3	63.1	61.9	64.4	65.4	68.4	72.5	76.1	81.7	84.8	86.6	89.0	91.7	92.3	92.7	92.6	89.5	86.5	83.2	83.3	80.5	76.0	72.0



## Preliminary Real-Time Prices with Forecasted and Actual System Load

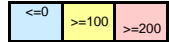
	HE1	HE2	HE3	HE4	HE5	HE6	HE7	HE8	HE9	HE10	HE11	HE12	HE13	HE14	HE15	HE16	HE17	HE18	HE19	HE20	HE21	HE22	HE23	HE24
CINERGY.HUB	29.11	21.45	23.93	20.69	21.87	21.18	33.12	40.42	43.73	68.51	80.95	77.43	114.20	92.25	108.61	88.29	90.31	78.27	77.28	69.07	67.68	48.25	27.96	27.91
FE.HUB	29.97	22.05	24.50	21.17	22.39	21.66	33.15	35.77	40.26	73.60	84.61	80.29	313.97	96.36	111.32	89.44	89.69	79.24	80.94	73.44	66.34	46.25	28.58	27.87
ILLINOIS.HUB	26.81	16.87	17.64	15.27	19.14	19.93	49.70	-4.46	23.97	61.81	76.11	72.01	97.02	4.95	45.43	64.47	69.28	72.57	73.91	67.08	57.87	42.15	26.73	29.55
MICHIGAN.HUB	30.40	22.44	24.92	21.59	22.80	22.06	34.34	39.75	40.50	70.84	82.33	78.53	163.59	105.45	117.46	93.35	91.35	78.45	79.25	71.85	64.95	46.83	28.79	28.24
MINN.HUB	26.41	14.87	14.95	12.65	17.09	18.53	23.48	19.23	24.96	60.27	51.18	41.28	50.76	42.25	44.55	44.60	45.26	34.24	25.62	29.06	45.65	34.82	24.50	-128.37
Forecasted(GW)	69.6	66.0	63.5	62.4	63.5	66.5	70.3	75.8	80.8	85.6	89.9	93.2	95.7	97.7	98.7	99.1	98.9	97.3	95.0	91.8	89.9	86.8	80.9	74.1
(RT) - (DA Load)	-0.04	-0.35	-0.41	-0.30	-1.71	0.06	1.46	3.27	4.53	3.64	4.53	5.70	5.97	4.97	4.41	3.02	2.03	3.70	3.79	3.84	1.47	1.89	0.13	-1.85



# MISO Hub Report

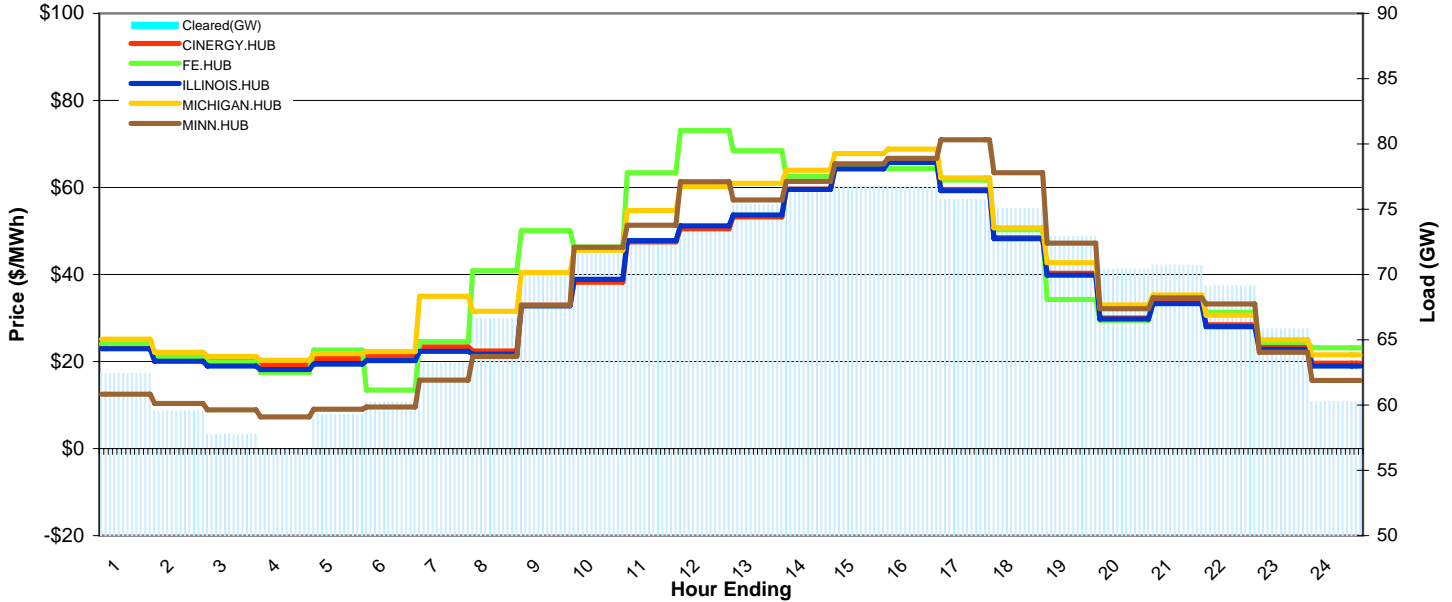
Delivery Day: Wednesday, July 11, 2007

Price Color Codes:



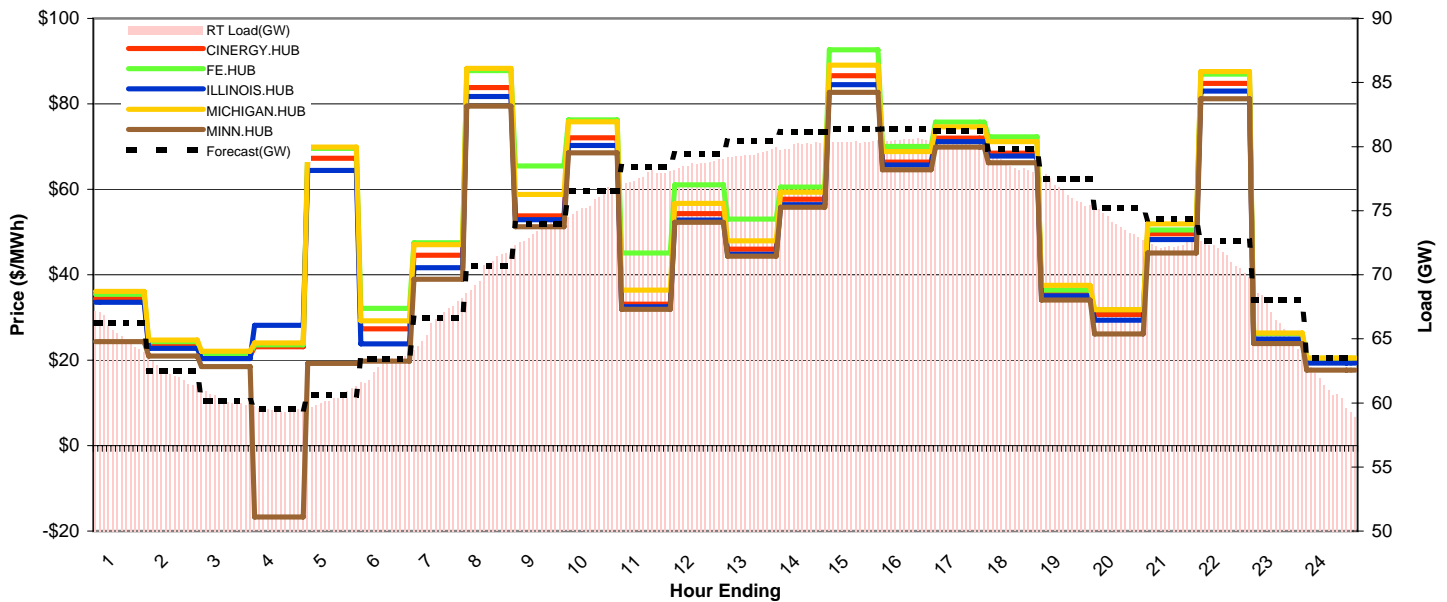
## Day-Ahead Prices and Cleared Load

	HE1	HE2	HE3	HE4	HE5	HE6	HE7	HE8	HE9	HE10	HE11	HE12	HE13	HE14	HE15	HE16	HE17	HE18	HE19	HE20	HE21	HE22	HE23	HE24
CINERGY.HUB	23.77	21.01	20.02	19.31	20.69	21.41	23.35	22.42	32.97	38.21	47.51	50.51	53.27	59.63	64.49	65.99	59.53	48.48	40.28	30.00	33.64	28.42	23.87	19.60
FE.HUB	24.12	21.15	19.94	17.50	22.64	13.45	24.58	40.89	50.07	46.30	63.39	73.09	68.49	62.54	64.40	64.36	61.71	50.27	34.28	29.52	34.92	31.32	24.44	23.17
ILLINOIS.HUB	22.93	20.04	18.94	18.14	19.40	20.23	22.32	21.71	32.81	38.89	47.79	51.14	53.66	59.59	64.28	65.72	59.28	48.27	39.87	29.81	33.28	28.02	22.76	18.96
MICHIGAN.HUB	25.12	22.13	21.14	20.32	21.84	22.31	35.00	31.56	40.47	45.58	54.70	60.19	60.93	63.99	67.82	68.86	62.22	50.71	42.69	32.98	35.32	30.67	24.99	21.58
MINN.HUB	12.49	10.36	8.93	7.25	9.05	9.53	15.74	21.15	32.95	46.23	51.36	61.35	57.15	61.43	65.44	66.68	70.92	63.41	47.24	32.12	34.66	33.24	22.13	15.66
Cleared(GW)	62.4	59.6	57.8	56.6	59.3	60.2	63.2	66.6	69.9	71.5	72.5	73.7	75.4	76.4	76.7	75.7	75.0	72.9	70.4	70.7	69.1	65.8	60.3	



## Preliminary Real-Time Prices with Forecasted and Actual System Load

	HE1	HE2	HE3	HE4	HE5	HE6	HE7	HE8	HE9	HE10	HE11	HE12	HE13	HE14	HE15	HE16	HE17	HE18	HE19	HE20	HE21	HE22	HE23	HE24
CINERGY.HUB	34.37	23.40	20.97	23.17	67.25	27.34	44.56	83.83	53.76	72.05	33.13	54.33	46.02	57.67	86.58	66.39	71.97	68.45	35.95	30.71	49.62	84.76	24.16	19.84
FE.HUB	35.46	24.31	21.57	23.60	69.57	32.13	47.51	87.77	65.48	76.29	45.07	61.08	53.02	60.54	92.64	70.06	75.74	72.26	36.40	31.81	50.52	87.00	26.21	20.43
ILLINOIS.HUB	33.59	22.77	20.36	28.14	64.42	23.80	41.66	81.72	52.89	70.24	32.48	52.80	44.80	56.43	84.48	65.70	71.14	67.81	35.08	29.40	48.26	83.01	24.98	19.29
MICHIGAN.HUB	36.14	24.74	22.09	24.03	69.92	29.21	47.05	88.33	58.82	75.80	36.37	56.72	47.97	59.35	89.07	68.85	74.58	71.17	37.52	31.81	51.92	87.56	26.35	20.50
MINN.HUB	24.32	21.00	18.47	-16.68	19.23	19.76	38.94	79.51	51.27	68.51	31.91	52.27	44.33	55.82	82.69	64.57	69.86	66.25	34.10	26.12	45.07	81.17	23.88	17.69
Forecasted(GW)	66.2	62.5	60.1	59.5	60.6	63.4	66.6	70.7	74.0	76.5	78.4	79.4	80.4	81.2	81.3	81.4	81.2	79.8	77.5	75.2	74.3	72.6	68.1	63.5
(RT) - (DA Load)	3.04	2.72	2.54	2.83	1.06	2.67	3.14	3.86	3.55	4.19	5.18	4.99	4.09	3.70	3.60	3.83	4.51	3.52	3.56	3.51	1.65	2.31	0.59	0.75



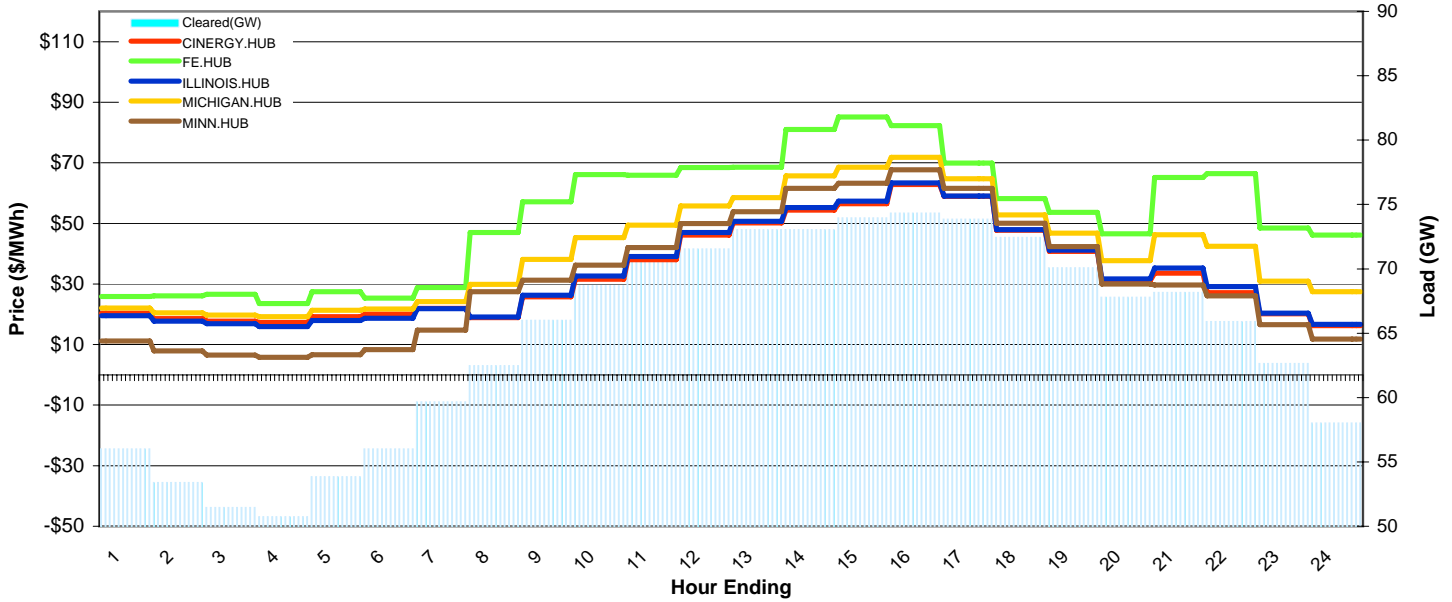
# MISO Hub Report

Delivery Day: Thursday, July 12, 2007

Price Color Codes: ≤0 ≥100 ≥200

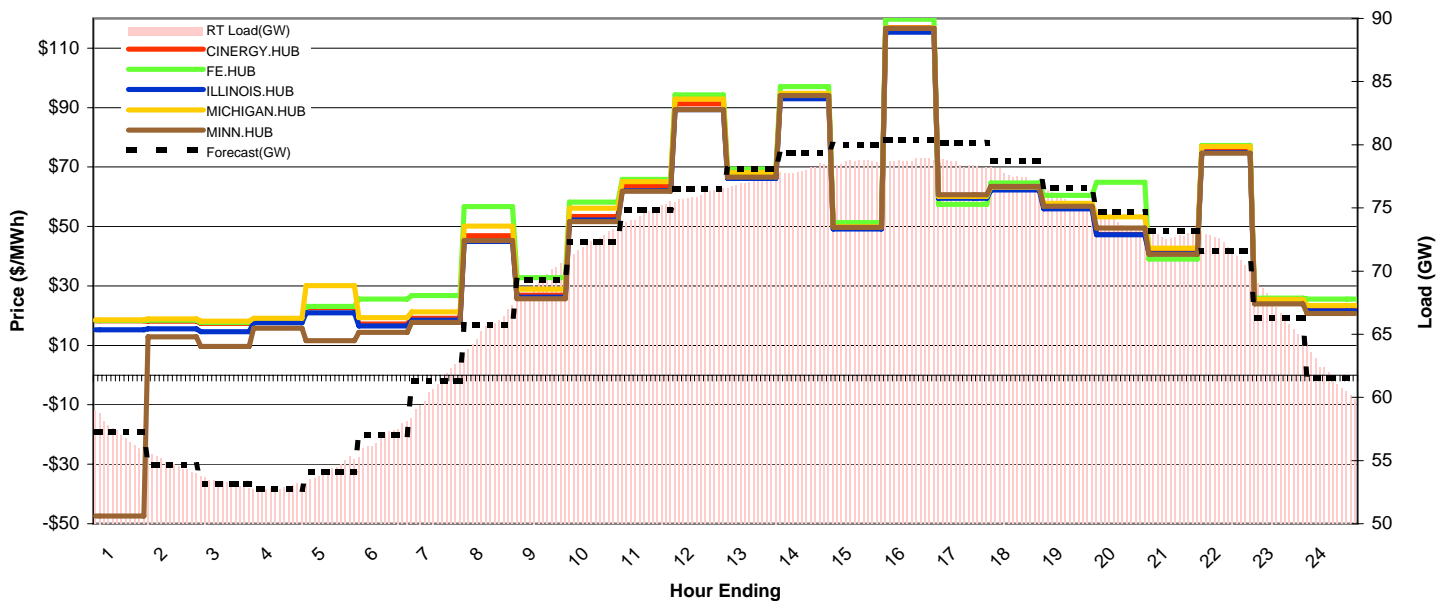
## Day-Ahead Prices and Cleared Load

	HE1	HE2	HE3	HE4	HE5	HE6	HE7	HE8	HE9	HE10	HE11	HE12	HE13	HE14	HE15	HE16	HE17	HE18	HE19	HE20	HE21	HE22	HE23	HE24
CINERGY.HUB	20.38	18.55	17.73	17.29	19.22	20.10	21.96	18.86	25.74	31.53	38.00	46.16	50.17	54.43	56.48	62.89	58.95	47.70	40.78	31.00	33.53	27.15	20.13	16.28
FE.HUB	25.88	26.02	26.59	23.58	27.49	25.30	28.83	47.02	57.13	66.12	65.89	68.41	68.55	81.00	85.14	82.30	69.97	58.18	53.63	46.57	65.20	66.44	48.49	46.16
ILLINOIS.HUB	19.54	17.76	16.91	15.98	17.95	18.64	21.81	19.14	26.33	32.67	39.11	46.97	50.74	55.21	57.33	63.33	59.07	47.89	41.17	31.71	35.27	29.13	20.40	16.62
MICHIGAN.HUB	22.04	20.47	19.76	19.18	21.32	21.72	24.18	29.83	38.13	45.34	49.44	55.80	58.47	65.71	68.56	71.83	64.72	52.83	46.74	37.72	46.23	42.48	30.94	27.46
MINN.HUB	11.14	7.90	6.57	5.78	6.58	8.32	14.81	27.48	31.26	36.23	41.99	50.00	53.82	61.57	63.28	67.70	61.57	50.10	42.31	30.00	29.70	26.05	16.59	11.78
Cleared(GW)	56.0	53.4	51.5	50.8	53.8	56.0	59.7	62.5	66.0	68.7	70.6	71.6	73.0	73.0	74.0	74.3	73.9	72.5	70.1	67.8	68.2	65.9	62.7	58.0



## Preliminary Real-Time Prices with Forecasted and Actual System Load

	HE1	HE2	HE3	HE4	HE5	HE6	HE7	HE8	HE9	HE10	HE11	HE12	HE13	HE14	HE15	HE16	HE17	HE18	HE19	HE20	HE21	HE22	HE23	HE24
CINERGY.HUB	18.29	18.10	17.38	18.32	22.62	17.22	19.17	46.90	26.86	53.36	63.48	91.21	67.29	94.42	49.82	116.93	60.41	63.33	56.78	47.32	41.45	75.95	24.97	21.94
FE.HUB	18.33	18.52	17.71	18.70	23.11	25.62	26.79	56.70	32.81	58.21	65.87	94.25	69.32	97.05	51.27	119.76	57.45	64.61	60.47	64.85	38.99	77.22	25.89	25.63
ILLINOIS.HUB	15.26	15.62	14.58	17.66	20.96	16.58	18.52	44.95	26.19	52.17	62.12	89.31	66.18	92.98	49.11	115.38	59.54	62.34	55.95	47.20	40.83	74.88	24.47	21.64
MICHIGAN.HUB	18.57	18.87	18.11	19.13	30.15	19.36	21.30	50.09	28.89	56.18	65.11	92.86	68.15	94.81	49.93	116.79	60.19	63.31	57.74	53.20	42.73	76.95	25.43	23.48
MINN.HUB	-47.40	12.84	9.65	15.74	11.56	14.37	17.72	45.31	25.70	51.68	61.85	89.30	66.59	94.05	49.71	116.66	60.73	63.49	56.85	49.48	40.64	74.66	23.99	20.76
Forecasted(GW)	57.3	54.6	53.1	52.7	54.1	57.0	61.3	65.8	69.3	72.3	74.8	76.5	78.1	79.4	80.0	80.4	80.2	78.7	76.6	74.7	73.2	71.6	66.3	61.5
(RT) - (DA Load)	1.22	1.33	1.79	2.09	0.40	0.83	1.16	2.93	3.20	3.67	3.97	4.45	4.11	5.00	4.66	4.44	4.61	5.05	5.56	6.03	4.69	5.94	4.30	3.72



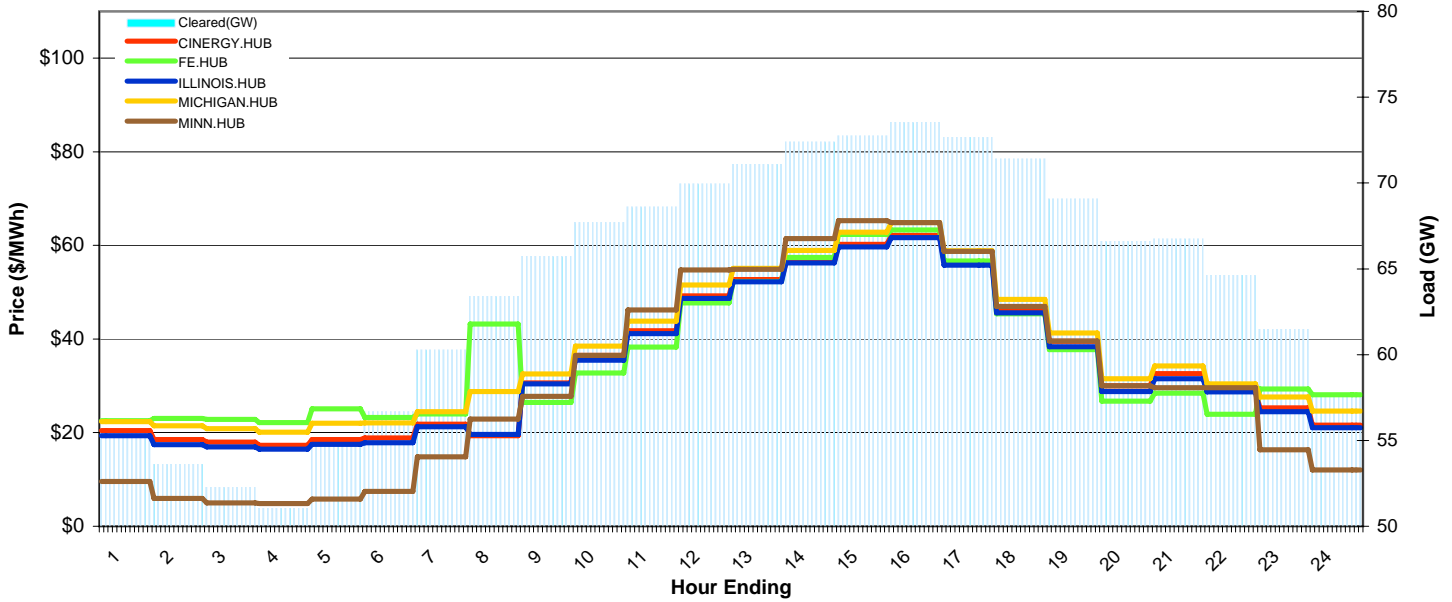
# MISO Hub Report

Delivery Day: Friday, July 13, 2007

Price Color Codes: ≤0 ≥100 ≥200

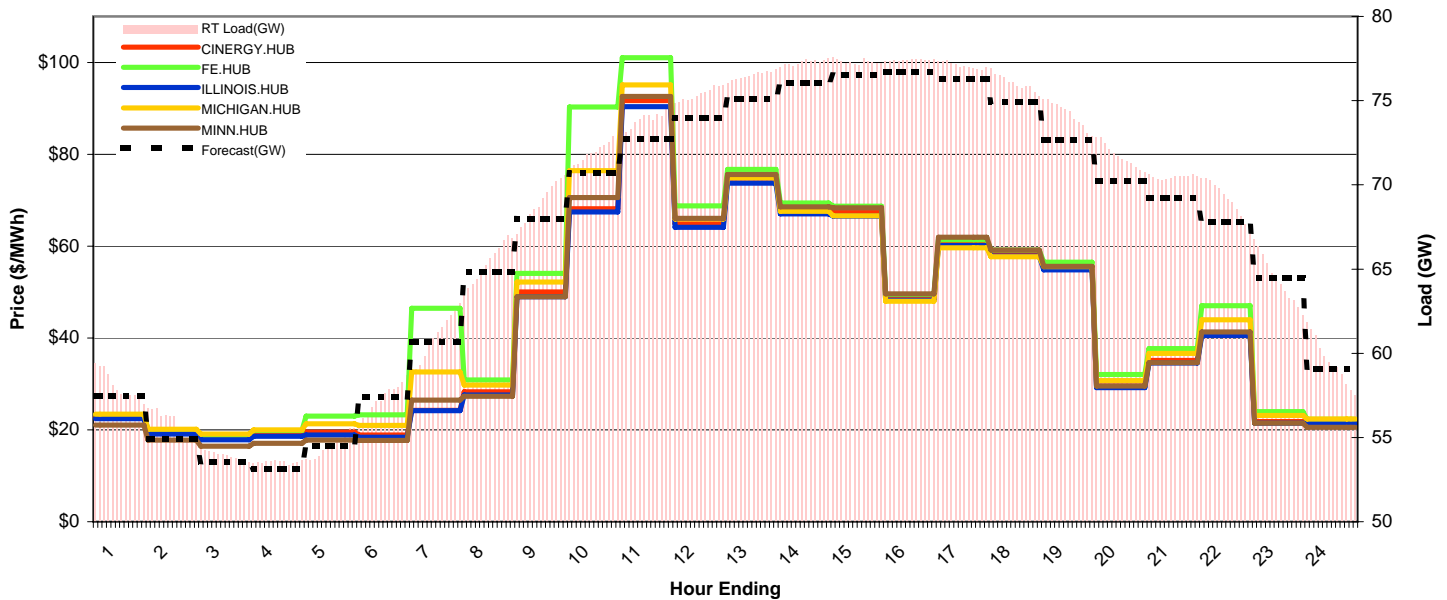
## Day-Ahead Prices and Cleared Load

	HE1	HE2	HE3	HE4	HE5	HE6	HE7	HE8	HE9	HE10	HE11	HE12	HE13	HE14	HE15	HE16	HE17	HE18	HE19	HE20	HE21	HE22	HE23	HE24
CINERGY.HUB	20.41	18.53	17.98	17.30	18.50	18.90	21.78	19.37	30.63	36.49	41.77	49.21	52.68	56.49	60.21	62.14	56.38	46.47	39.49	30.00	32.58	28.95	25.27	21.61
FE.HUB	22.54	23.03	22.85	22.18	25.11	23.24	24.02	43.18	26.46	32.76	38.28	47.70	52.33	57.40	62.37	63.30	56.65	45.40	37.73	26.73	28.41	23.92	29.34	28.08
ILLINOIS.HUB	19.34	17.42	16.93	16.49	17.53	17.85	21.28	19.62	30.43	35.48	41.19	48.65	52.25	56.26	59.70	61.67	55.77	45.59	38.35	28.78	31.50	28.68	24.45	21.06
MICHIGAN.HUB	22.34	21.45	20.87	20.13	22.01	22.05	24.50	28.75	32.55	38.49	43.79	51.57	55.08	58.96	62.85	64.85	58.84	48.48	41.27	31.49	34.22	30.39	27.61	24.58
MINN.HUB	9.59	5.96	5.00	4.86	5.80	7.42	14.81	22.89	27.75	36.50	46.22	54.79	54.90	61.47	65.32	64.89	58.76	46.95	39.59	30.00	29.60	29.60	16.32	12.03
Cleared(GW)	55.6	53.6	52.3	51.1	54.8	56.7	60.3	63.4	65.7	67.7	68.6	69.9	71.1	72.4	72.8	73.5	72.7	71.4	69.1	66.6	66.7	64.6	61.5	57.6



## Preliminary Real-Time Prices with Forecasted and Actual System Load

	HE1	HE2	HE3	HE4	HE5	HE6	HE7	HE8	HE9	HE10	HE11	HE12	HE13	HE14	HE15	HE16	HE17	HE18	HE19	HE20	HE21	HE22	HE23	HE24
CINERGY.HUB	22.99	19.66	18.46	19.27	19.50	18.91	24.24	28.31	50.02	68.11	91.67	64.88	74.83	67.90	67.27	48.59	60.49	58.22	55.52	29.56	35.14	41.04	21.78	21.87
FE.HUB	23.37	20.00	18.84	19.83	23.00	23.29	46.47	30.89	54.06	90.28	101.01	68.77	76.69	69.40	68.67	49.47	61.39	59.13	56.47	32.08	37.68	47.04	23.99	22.29
ILLINOIS.HUB	22.42	19.09	17.85	18.57	18.86	18.36	24.14	27.58	48.97	67.43	90.33	64.07	73.72	67.04	66.51	48.24	60.10	57.79	54.84	29.18	34.52	40.56	21.47	21.35
MICHIGAN.HUB	23.43	20.12	19.07	20.02	21.35	20.97	32.63	29.74	52.15	76.43	95.07	65.87	74.92	67.54	66.61	47.98	59.60	57.71	55.54	30.72	36.61	43.96	23.10	22.38
MINN.HUB	21.01	17.79	16.44	17.09	17.74	17.70	26.48	27.30	48.98	70.54	92.60	66.05	75.57	68.58	68.32	49.62	61.91	59.16	55.57	29.56	34.63	41.32	21.46	20.53
Forecasted(GW)	57.5	54.9	53.6	53.1	54.5	57.4	60.7	64.8	68.0	70.7	72.7	74.0	75.1	76.0	76.5	76.7	76.3	74.9	72.7	70.2	69.2	67.8	64.5	59.1
(RT) - (DA Load)	2.49	2.24	1.68	2.49	-0.29	0.65	0.64	1.98	3.25	4.26	5.26	5.43	5.37	4.88	4.56	3.88	4.42	4.65	5.13	5.13	3.74	4.53	2.89	1.98



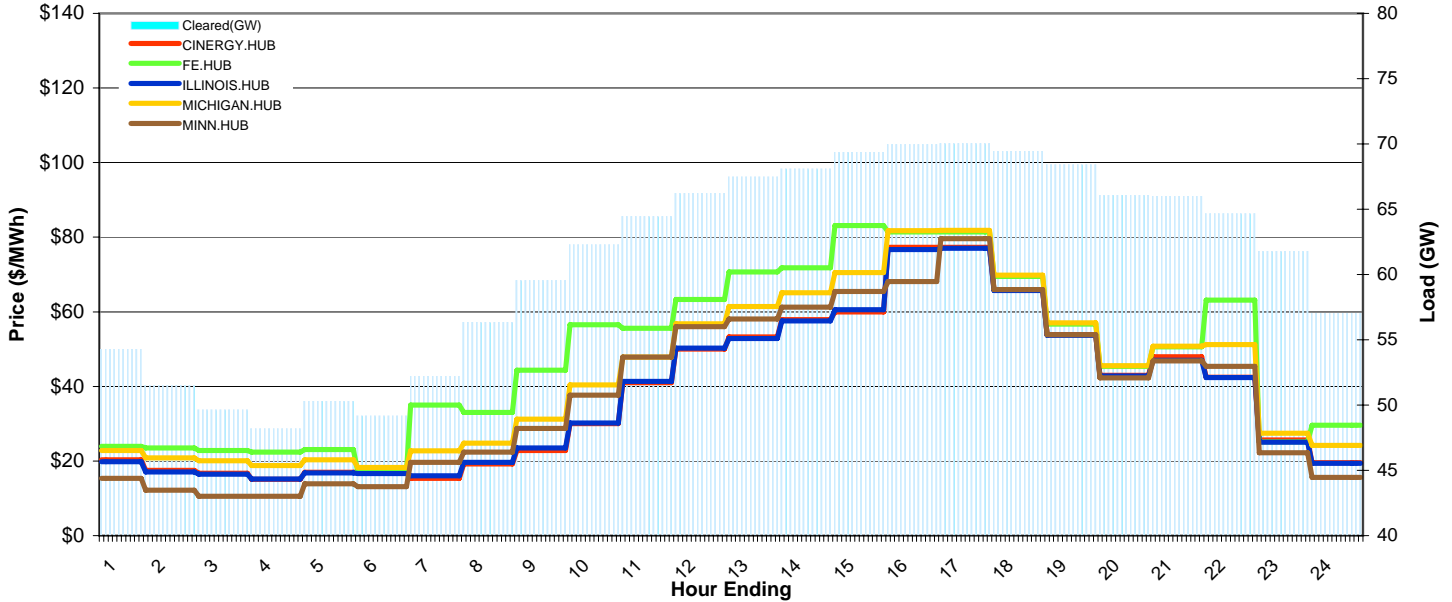
# MISO Hub Report

Delivery Day: Saturday, July 14, 2007

Price Color Codes: ≤0 ≥100 ≥200

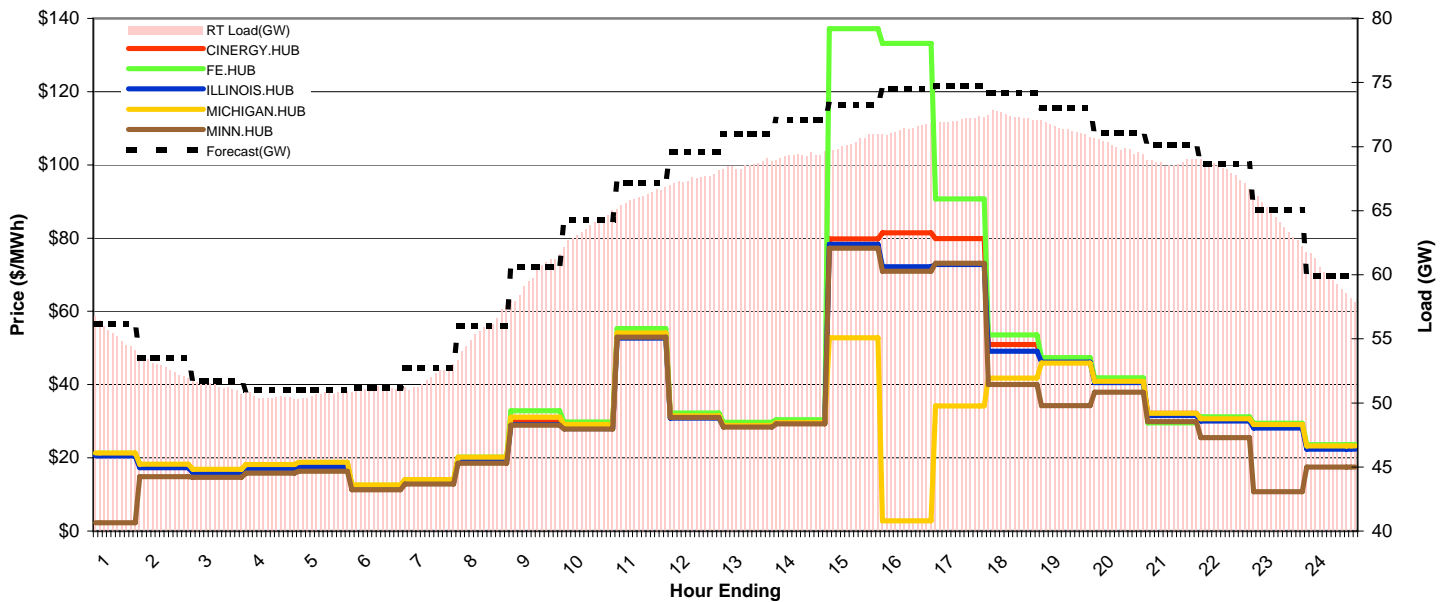
## Day-Ahead Prices and Cleared Load

	HE1	HE2	HE3	HE4	HE5	HE6	HE7	HE8	HE9	HE10	HE11	HE12	HE13	HE14	HE15	HE16	HE17	HE18	HE19	HE20	HE21	HE22	HE23	HE24
CINERGY.HUB	20.32	17.53	16.76	15.13	17.02	17.04	15.32	19.20	22.80	30.01	41.00	49.99	53.24	57.90	60.00	77.32	77.31	65.95	53.83	42.97	47.94	42.47	25.68	19.60
FE.HUB	23.92	23.49	22.84	22.38	23.08	17.11	35.00	33.03	44.39	56.53	55.57	63.30	70.66	71.80	83.14	81.38	81.42	69.46	56.74	45.34	50.61	63.12	25.15	29.60
ILLINOIS.HUB	19.79	17.07	16.43	15.17	16.82	16.62	16.02	19.65	23.52	30.19	41.38	50.31	52.83	57.60	60.59	76.65	77.03	65.73	53.69	42.80	46.97	42.35	25.07	19.38
MICHIGAN.HUB	22.86	20.83	20.04	18.78	20.29	18.28	22.77	24.78	31.24	40.44	47.85	56.80	61.39	65.08	70.50	81.77	81.88	69.85	57.06	45.58	50.76	51.24	27.46	24.23
MINN.HUB	15.38	12.17	10.59	10.57	13.86	13.16	19.62	22.40	28.76	37.62	47.88	56.04	58.08	61.23	65.46	68.11	79.60	65.97	53.85	42.30	46.83	45.42	22.24	15.64
Cleared(GW)	54.3	51.5	49.6	48.2	50.3	49.2	52.2	56.3	59.5	62.3	64.4	66.2	67.5	68.1	69.4	70.0	70.0	69.5	68.4	66.1	66.0	64.7	61.8	57.0



## Preliminary Real-Time Prices with Forecasted and Actual System Load

	HE1	HE2	HE3	HE4	HE5	HE6	HE7	HE8	HE9	HE10	HE11	HE12	HE13	HE14	HE15	HE16	HE17	HE18	HE19	HE20	HE21	HE22	HE23	HE24
CINERGY.HUB	20.92	17.77	16.38	17.70	18.28	12.27	13.75	19.79	29.76	28.62	53.91	31.48	29.10	30.07	79.79	81.41	79.91	50.92	46.77	41.19	32.13	30.60	28.69	22.88
FE.HUB	21.22	18.16	16.70	18.01	18.63	12.48	13.98	20.20	32.88	29.83	55.34	32.24	29.72	30.45	137.22	133.21	90.75	53.53	47.35	41.89	29.54	31.23	29.43	23.59
ILLINOIS.HUB	20.51	17.27	15.91	17.15	17.63	11.89	13.38	19.27	29.13	28.00	52.71	30.89	28.62	29.54	78.30	72.18	72.81	49.10	46.14	40.53	31.55	30.10	28.14	22.41
MICHIGAN.HUB	21.32	18.26	16.84	18.21	18.81	12.60	14.05	20.18	31.12	29.09	54.10	31.47	28.82	29.60	52.75	2.81	34.20	41.76	45.85	40.89	32.17	30.71	29.06	23.26
MINN.HUB	2.31	14.85	14.66	15.84	16.38	11.23	12.83	18.51	28.89	27.88	52.97	31.04	28.42	29.26	77.21	70.94	73.13	40.02	34.27	37.93	29.87	25.49	10.75	17.51
Forecasted(GW)	56.2	53.5	51.7	51.0	51.0	51.1	52.7	56.0	60.6	64.3	67.2	69.6	71.0	72.1	73.3	74.5	74.7	74.1	73.0	71.1	70.1	68.6	65.1	59.9
(RT) - (DA Load)	1.07	1.30	1.67	2.27	0.33	1.93	-0.29	-0.73	0.35	1.35	1.62	1.29	1.08	1.21	0.95	1.37	2.05	2.91	2.94	3.89	2.76	3.44	2.56	2.78



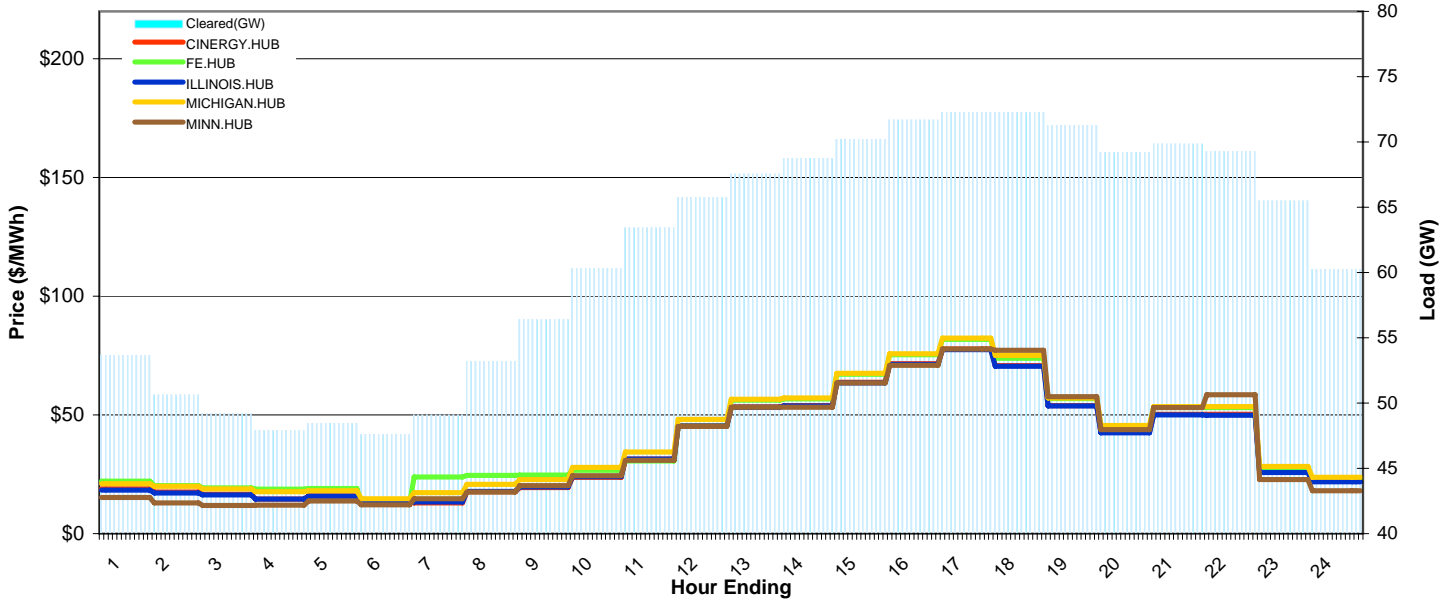
# MISO Hub Report

Delivery Day: Sunday, July 15, 2007

Price Color Codes: ≤0 ≥100 ≥200

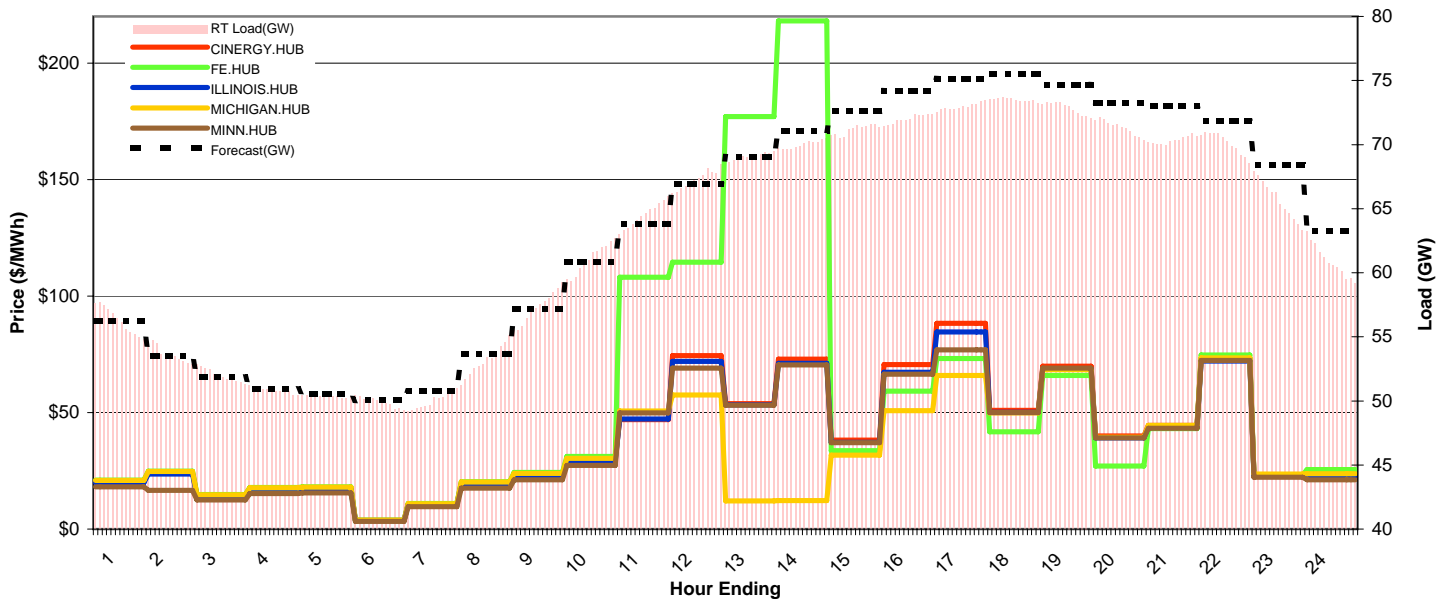
## Day-Ahead Prices and Cleared Load

	HE1	HE2	HE3	HE4	HE5	HE6	HE7	HE8	HE9	HE10	HE11	HE12	HE13	HE14	HE15	HE16	HE17	HE18	HE19	HE20	HE21	HE22	HE23	HE24
CINERGY.HUB	18.81	17.53	16.63	14.52	15.97	13.79	13.00	17.66	19.44	23.71	31.37	45.47	53.41	53.91	63.75	71.55	77.74	70.81	53.92	42.82	50.30	50.23	26.35	22.25
FE.HUB	22.08	20.22	19.29	18.80	19.07	12.93	23.88	24.52	24.71	26.65	30.58	45.32	56.26	56.80	67.14	75.34	81.86	73.83	56.84	45.23	53.08	53.07	26.20	22.83
ILLINOIS.HUB	18.30	17.14	16.35	14.60	15.75	13.56	13.36	17.85	19.62	23.96	31.46	45.35	53.24	53.74	63.54	71.30	77.46	70.56	53.76	42.49	49.98	49.85	25.76	21.87
MICHIGAN.HUB	21.09	19.91	18.90	17.64	18.12	14.75	17.25	20.76	22.75	27.90	34.35	48.18	56.58	57.13	67.52	75.77	82.32	75.05	57.16	45.60	53.46	53.49	28.26	23.77
MINN.HUB	15.17	12.92	11.80	12.00	13.78	12.14	14.67	17.47	20.19	24.44	30.84	45.19	53.26	53.26	63.52	70.90	77.75	77.26	57.68	43.77	53.11	58.54	22.84	18.02
Cleared(GW)	53.7	50.6	49.2	47.9	48.5	47.6	49.1	53.2	56.4	60.3	63.4	65.8	67.6	68.8	70.2	71.7	72.3	72.3	71.3	69.2	69.9	69.3	65.5	60.3



## Preliminary Real-Time Prices with Forecasted and Actual System Load

	HE1	HE2	HE3	HE4	HE5	HE6	HE7	HE8	HE9	HE10	HE11	HE12	HE13	HE14	HE15	HE16	HE17	HE18	HE19	HE20	HE21	HE22	HE23	HE24
CINERGY.HUB	20.50	24.23	14.43	17.40	17.64	3.77	10.69	19.78	23.62	30.24	46.95	74.43	53.83	72.88	38.14	70.52	88.24	51.01	69.86	39.98	44.53	73.30	23.37	23.00
FE.HUB	21.05	24.83	14.81	17.84	18.08	3.85	10.98	20.28	24.25	31.16	108.04	114.57	177.01	218.13	33.64	59.13	73.18	41.80	65.88	27.06	43.06	74.73	23.19	25.57
ILLINOIS.HUB	19.92	23.58	14.00	16.88	17.09	3.65	10.37	19.18	22.90	29.28	47.25	71.97	53.23	71.09	37.18	67.28	84.58	50.13	68.68	39.18	43.62	72.07	23.00	22.48
MICHIGAN.HUB	20.89	24.66	14.71	17.72	17.99	3.84	10.90	20.12	23.93	30.40	50.68	57.48	12.14	12.21	31.76	50.88	65.88	49.87	68.40	39.39	44.51	73.50	23.66	23.78
MINN.HUB	18.15	16.66	12.55	15.24	15.48	3.36	9.64	17.58	21.18	27.37	49.88	69.08	53.14	70.50	37.02	66.52	76.91	49.99	69.13	39.09	43.24	72.42	22.21	21.13
Forecasted(GW)	56.2	53.5	51.9	50.9	50.5	50.0	50.8	53.6	57.2	60.8	63.8	66.9	69.1	71.1	72.6	74.2	75.2	75.5	74.7	73.3	73.0	71.8	68.4	63.3
(RT) - (DA Load)	2.58	3.00	2.76	2.90	1.88	2.31	0.88	-0.09	0.89	0.80	1.03	1.49	1.49	1.22	0.93	0.29	0.68	1.22	1.53	2.11	0.46	0.84	0.18	0.62



# MISO Hub Report

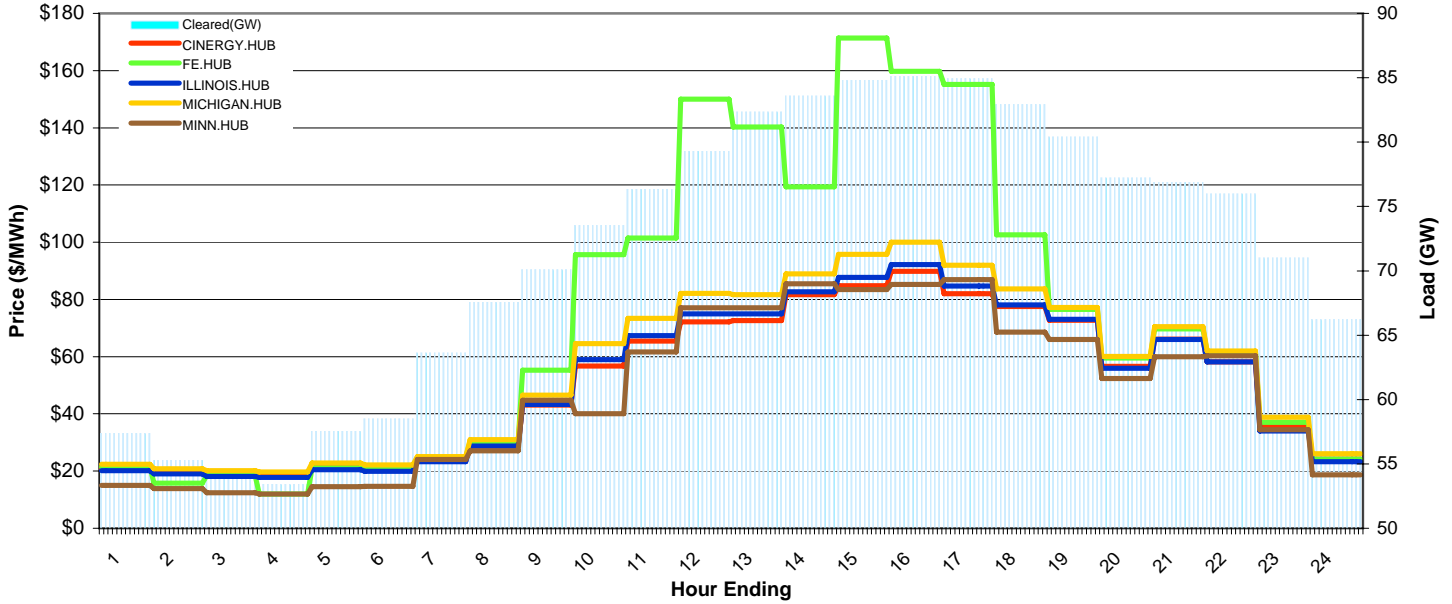
Delivery Day: Monday, July 16, 2007

Price Color Codes:

≤0	≥100	≥200
----	------	------

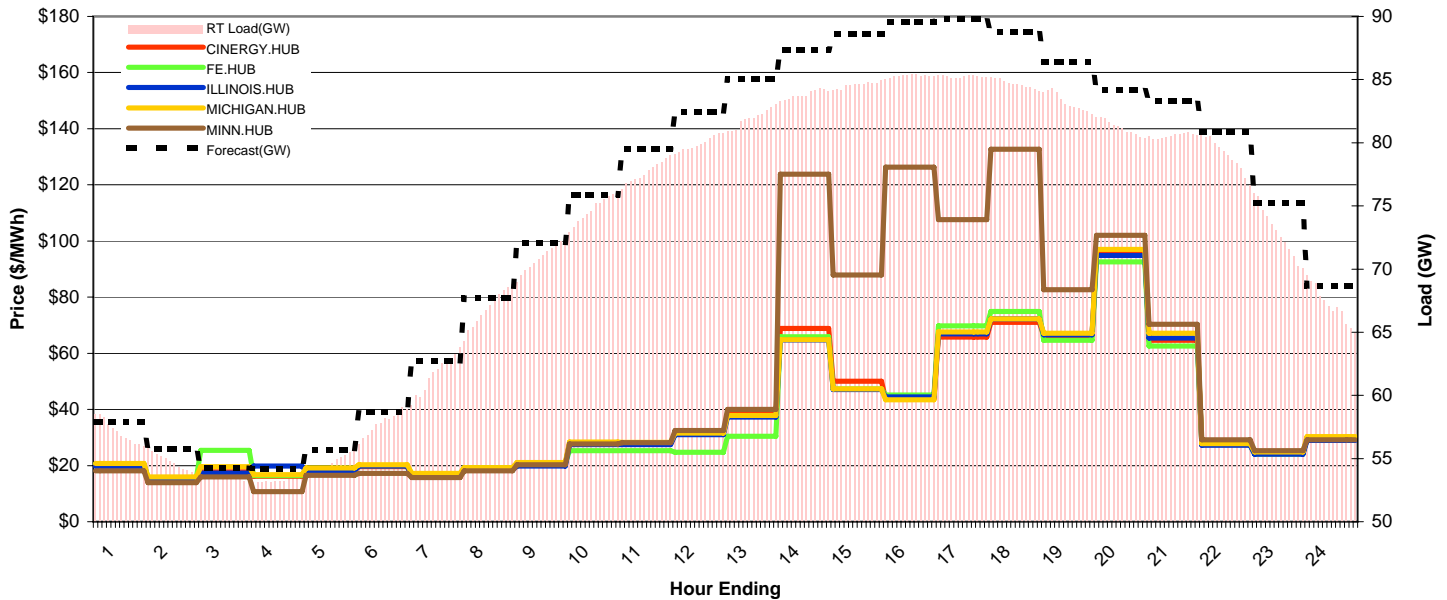
## Day-Ahead Prices and Cleared Load

	HE1	HE2	HE3	HE4	HE5	HE6	HE7	HE8	HE9	HE10	HE11	HE12	HE13	HE14	HE15	HE16	HE17	HE18	HE19	HE20	HE21	HE22	HE23	HE24
CINERGY.HUB	20.94	19.47	18.79	18.40	21.27	20.68	23.54	28.74	43.12	56.76	65.42	72.21	72.57	81.66	84.76	89.84	82.00	77.54	72.68	56.60	66.09	58.22	35.90	24.21
FE.HUB	21.48	15.80	18.51	12.00	21.13	20.72	24.76	30.36	55.29	95.65	101.47	150.00	140.29	119.37	171.36	159.74	155.12	102.69	76.51	59.57	69.75	61.58	36.98	24.13
ILLINOIS.HUB	20.18	18.97	18.08	17.76	20.51	19.89	23.26	28.73	43.31	58.91	67.32	74.95	74.90	82.69	87.72	92.23	84.70	78.14	73.01	55.93	65.95	58.14	34.00	23.28
MICHIGAN.HUB	22.40	20.84	20.14	19.69	22.80	22.18	25.07	30.94	46.51	64.50	73.36	82.12	81.72	88.97	95.81	99.98	91.96	83.69	77.15	60.08	70.43	61.93	38.77	26.07
MINN.HUB	15.01	13.88	12.44	11.95	14.55	14.62	24.05	27.04	44.74	40.06	61.61	77.13	77.12	85.50	83.48	85.20	86.96	68.62	66.01	52.38	59.91	60.31	34.48	18.64
Cleared(GW)	57.3	55.3	54.1	53.4	57.6	58.5	63.6	67.6	70.1	73.5	76.3	79.3	82.3	83.6	84.8	85.1	84.9	82.9	80.4	77.2	76.9	76.0	71.0	66.2



## Preliminary Real-Time Prices with Forecasted and Actual System Load

	HE1	HE2	HE3	HE4	HE5	HE6	HE7	HE8	HE9	HE10	HE11	HE12	HE13	HE14	HE15	HE16	HE17	HE18	HE19	HE20	HE21	HE22	HE23	HE24
CINERGY.HUB	20.16	15.37	17.83	16.19	18.49	19.62	16.57	18.68	20.64	27.77	27.75	31.18	38.63	68.81	50.02	43.79	65.72	71.06	66.39	95.62	64.66	27.42	24.36	29.44
FE.HUB	20.64	15.70	25.43	16.46	19.00	19.99	16.94	19.22	20.72	25.36	25.36	24.79	30.43	65.92	47.33	45.09	69.78	74.89	64.65	92.52	62.63	27.48	24.01	29.96
ILLINOIS.HUB	19.68	14.99	17.35	19.88	18.02	19.82	16.24	18.38	19.89	27.47	27.50	30.95	37.24	64.77	47.08	44.45	66.87	72.31	66.54	94.89	65.43	27.26	24.07	28.97
MICHIGAN.HUB	20.79	15.95	19.57	16.77	19.16	20.32	17.24	19.27	21.13	28.41	28.22	31.57	37.89	64.92	47.29	43.48	67.63	72.30	67.18	96.98	67.15	27.87	24.86	30.33
MINN.HUB	18.18	13.88	15.92	10.68	16.48	17.24	15.77	18.14	20.34	27.68	28.20	32.49	40.03	123.77	87.88	126.30	107.66	132.73	82.63	102.08	70.32	29.14	25.26	29.23
Forecasted(GW)	57.9	55.7	54.3	54.2	55.7	58.7	62.7	67.7	72.1	75.9	79.5	82.4	85.0	87.4	88.6	89.6	89.8	88.7	86.4	84.2	83.3	80.8	75.3	68.7
(RT) - (DA Load)	-0.21	-0.56	-0.62	-0.12	-2.98	-0.70	-1.94	-0.72	0.80	1.22	1.37	0.60	-0.43	0.22	-0.25	0.13	0.33	1.74	2.83	3.99	3.69	3.04	1.91	0.97





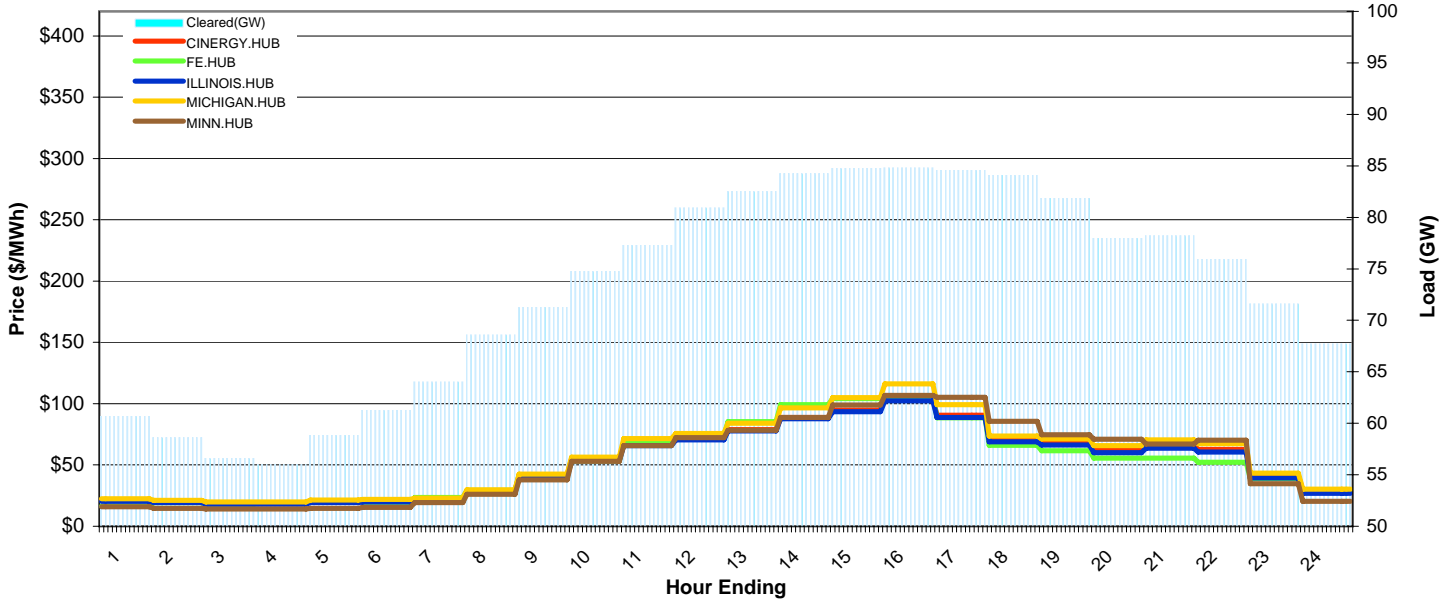
# MISO Hub Report

Delivery Day: Tuesday, July 17, 2007

Price Color Codes: ≤0 ≥100 ≥200

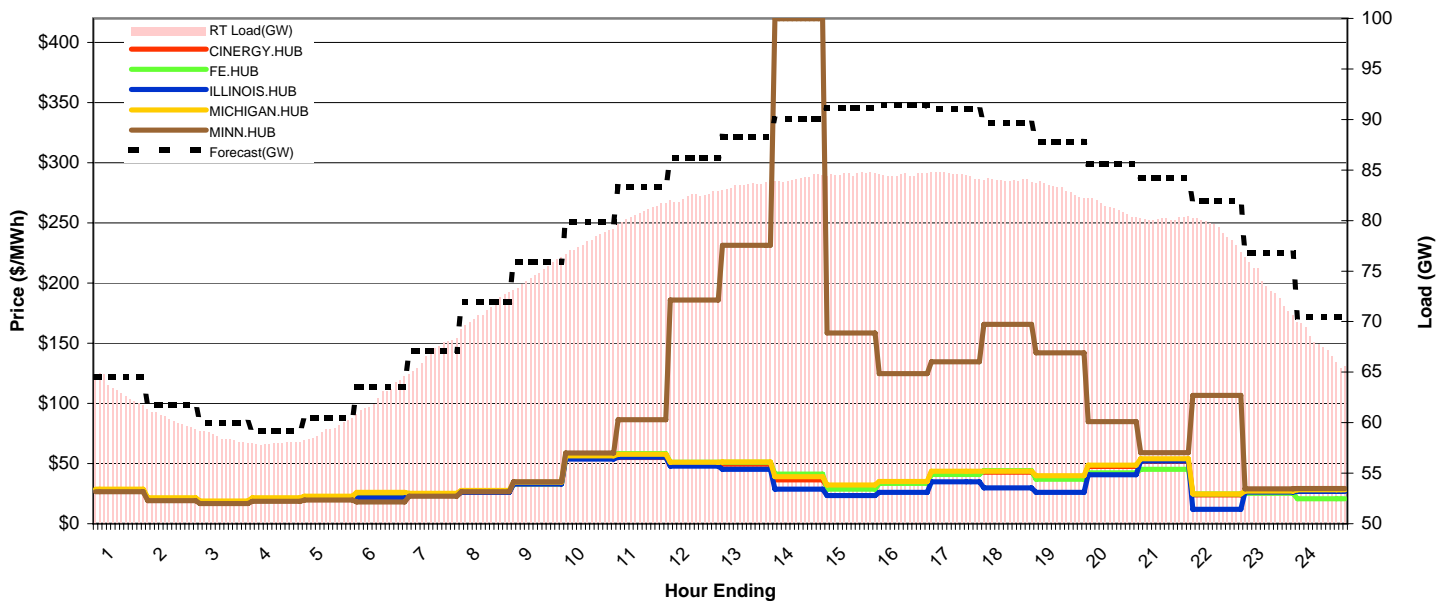
## Day-Ahead Prices and Cleared Load

	HE1	HE2	HE3	HE4	HE5	HE6	HE7	HE8	HE9	HE10	HE11	HE12	HE13	HE14	HE15	HE16	HE17	HE18	HE19	HE20	HE21	HE22	HE23	HE24
CINERGY.HUB	21.56	20.31	19.20	19.09	20.52	21.04	22.42	29.04	41.64	55.11	67.59	71.82	78.92	88.82	94.77	104.00	90.45	70.00	67.97	62.17	66.06	62.53	41.55	29.13
FE.HUB	16.51	19.19	18.14	18.49	20.95	19.45	23.46	29.36	41.40	53.29	68.01	74.44	85.38	99.09	104.28	106.06	88.62	66.06	61.51	55.59	55.64	52.14	38.89	29.88
ILLINOIS.HUB	20.42	19.29	18.13	18.00	19.20	19.71	21.33	26.92	39.85	53.46	65.78	70.45	77.76	87.62	93.47	102.38	88.66	68.83	66.42	59.98	63.78	60.43	39.46	26.99
MICHIGAN.HUB	22.40	21.11	19.96	19.85	21.43	21.86	22.89	29.87	42.42	56.45	71.49	75.64	84.10	96.54	104.94	116.14	99.27	73.73	71.39	65.69	70.40	67.22	43.37	30.33
MINN.HUB	15.84	14.57	14.13	14.00	14.68	15.45	19.33	26.16	37.82	52.97	65.77	72.22	78.33	88.70	99.02	106.74	105.13	85.50	74.74	71.01	67.21	70.29	34.78	20.23
Cleared(GW)	60.7	58.6	56.6	56.0	58.9	61.2	64.0	68.6	71.3	74.7	77.3	80.9	82.5	84.3	84.7	84.8	84.6	84.1	81.8	78.0	78.2	75.9	71.6	67.7



## Preliminary Real-Time Prices with Forecasted and Actual System Load

	HE1	HE2	HE3	HE4	HE5	HE6	HE7	HE8	HE9	HE10	HE11	HE12	HE13	HE14	HE15	HE16	HE17	HE18	HE19	HE20	HE21	HE22	HE23	HE24
CINERGY.HUB	27.52	20.68	18.07	20.48	21.73	24.81	23.82	26.40	33.32	54.48	54.93	49.42	49.48	36.52	30.46	34.37	42.91	42.72	39.03	47.56	51.90	23.94	26.53	27.11
FE.HUB	28.30	21.10	18.41	20.89	22.20	25.44	24.50	26.80	32.92	56.66	58.34	51.00	51.09	41.19	28.80	33.58	40.97	44.06	36.99	42.40	45.23	24.73	25.14	20.86
ILLINOIS.HUB	27.29	20.30	17.73	20.06	21.23	21.26	23.34	26.09	32.99	53.84	55.38	47.94	45.30	28.84	23.54	26.05	34.84	29.69	26.01	40.78	52.16	11.97	26.36	26.90
MICHIGAN.HUB	28.84	21.58	18.93	21.60	22.96	26.16	25.21	27.67	34.58	56.36	57.69	51.16	51.38	38.97	32.27	35.24	43.67	43.64	40.03	48.80	53.91	24.86	27.25	28.08
MINN.HUB	26.60	19.23	16.68	18.66	19.77	18.09	22.92	26.73	34.82	58.76	86.39	186.04	231.45	419.66	158.44	124.71	134.65	165.62	142.06	84.93	59.15	106.79	29.08	29.30
Forecasted(GW)	64.5	61.8	60.0	59.2	60.5	63.5	67.1	71.9	75.9	79.9	83.3	86.1	88.3	90.0	91.1	91.4	91.0	89.7	87.8	85.6	84.2	82.0	76.7	70.4
(RT) - (DA Load)	2.50	1.68	1.96	1.95	0.43	1.38	2.85	2.48	3.45	3.25	3.48	1.48	1.03	-0.10	-0.13	-0.28	-0.05	-0.12	1.28	3.29	1.98	3.11	1.86	-0.05



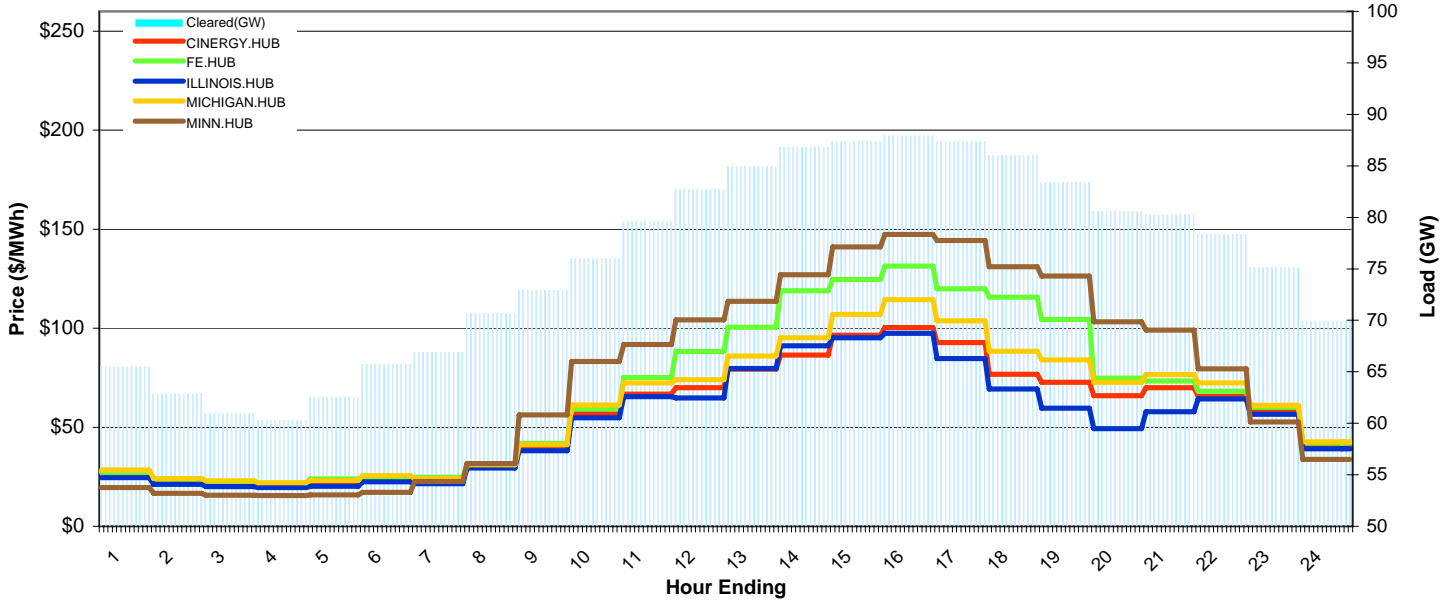
# MISO Hub Report

Delivery Day: Wednesday, July 18, 2007

Price Color Codes: ≤0 ≥100 ≥200

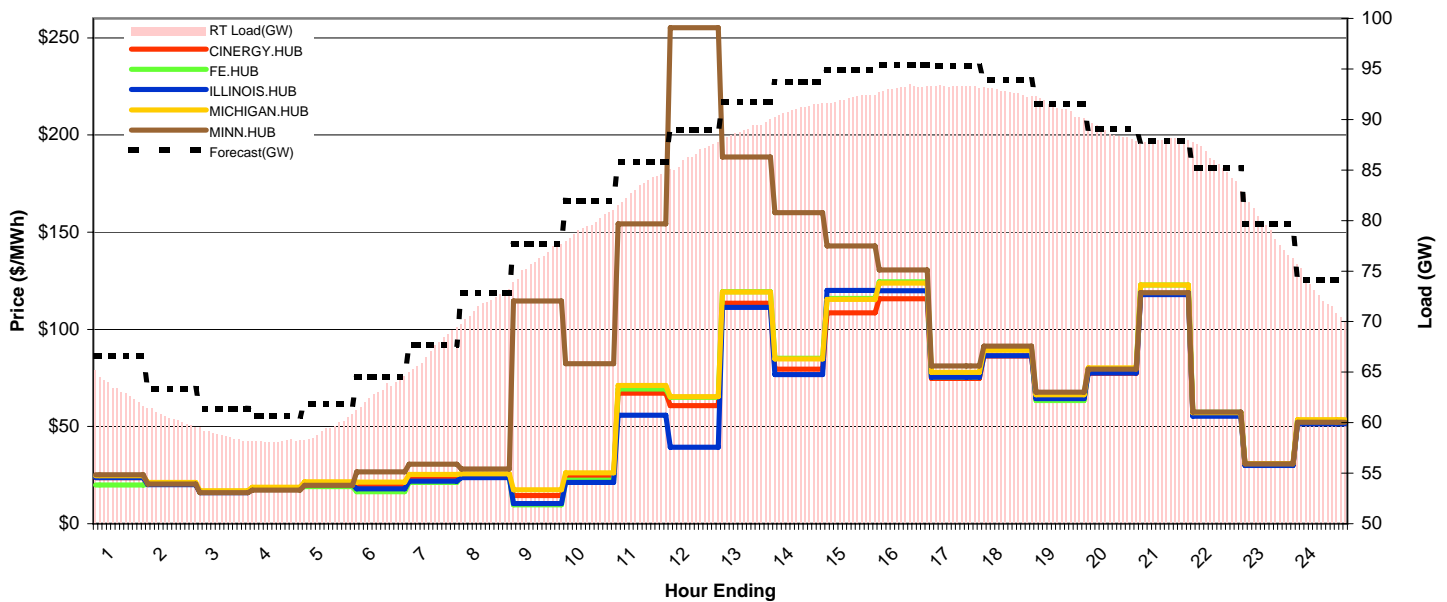
## Day-Ahead Prices and Cleared Load

	HE1	HE2	HE3	HE4	HE5	HE6	HE7	HE8	HE9	HE10	HE11	HE12	HE13	HE14	HE15	HE16	HE17	HE18	HE19	HE20	HE21	HE22	HE23	HE24
CINERGY.HUB	27.35	23.12	22.08	21.19	22.08	24.45	23.44	30.13	39.88	56.92	66.66	69.90	79.27	86.42	96.44	100.28	92.71	76.79	72.78	65.92	69.92	65.67	58.07	40.84
FE.HUB	27.25	23.69	22.61	21.71	23.86	24.62	24.77	31.39	41.85	59.15	75.06	88.16	100.48	118.93	124.65	131.39	119.94	115.71	104.34	74.86	73.43	68.22	60.14	42.04
ILLINOIS.HUB	24.57	21.11	20.07	19.54	20.17	22.46	21.55	29.41	38.08	54.79	65.40	64.76	79.70	91.21	95.24	97.36	84.60	69.38	59.59	49.36	57.89	64.31	56.57	39.03
MICHIGAN.HUB	28.48	24.05	22.95	22.05	23.09	25.50	24.12	31.00	41.26	61.17	72.47	74.08	85.91	95.16	107.03	114.40	103.81	88.31	84.01	72.64	76.54	72.40	61.06	42.68
MINN.HUB	19.56	16.63	15.68	15.55	15.89	17.18	22.68	31.60	56.20	83.14	91.83	104.28	113.57	127.06	141.01	147.34	144.33	131.00	126.40	103.32	99.09	79.44	52.72	33.70
Cleared(GW)	65.5	62.9	61.0	60.3	62.5	65.7	66.9	70.7	72.9	76.0	79.6	82.7	84.9	86.8	87.4	87.9	87.4	86.0	83.4	80.5	80.2	78.4	75.1	69.9



## Preliminary Real-Time Prices with Forecasted and Actual System Load

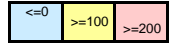
	HE1	HE2	HE3	HE4	HE5	HE6	HE7	HE8	HE9	HE10	HE11	HE12	HE13	HE14	HE15	HE16	HE17	HE18	HE19	HE20	HE21	HE22	HE23	HE24
CINERGY.HUB	23.67	20.18	16.29	17.97	20.56	19.54	23.28	24.34	14.53	24.05	67.17	60.72	113.52	79.53	108.59	115.73	74.69	86.26	64.20	77.45	118.44	55.62	30.16	51.92
FE.HUB	19.86	20.25	16.55	18.23	19.09	16.43	21.28	24.15	9.66	22.47	69.36	64.96	119.37	85.07	115.84	124.49	75.36	89.77	63.43	79.51	122.79	57.27	30.36	53.24
ILLINOIS.HUB	23.63	20.10	16.00	17.64	20.16	17.96	21.82	23.63	10.34	21.16	55.74	39.35	111.32	76.68	119.99	119.80	75.49	86.42	64.35	77.50	117.91	55.30	29.91	51.34
MICHIGAN.HUB	24.74	21.28	16.98	18.78	21.49	21.39	25.31	25.73	17.40	26.24	71.18	65.43	119.17	84.76	115.36	123.86	77.92	89.17	66.37	80.20	122.79	57.07	30.94	53.59
MINN.HUB	25.12	20.42	16.00	17.37	19.69	26.65	30.56	28.13	114.58	82.27	154.33	255.21	188.68	160.05	142.89	130.51	81.23	91.36	67.72	79.58	118.93	57.53	30.80	52.27
Forecasted(GW)	66.6	63.4	61.4	60.6	61.8	64.5	67.7	72.8	77.7	82.0	85.8	89.0	91.7	93.7	94.9	95.4	95.3	93.9	91.5	89.0	87.8	85.2	79.6	74.1
(RT) - (DA Load)	-2.20	-2.37	-2.22	-2.08	-3.12	-2.61	0.31	1.04	3.13	3.56	3.81	3.75	4.11	4.20	4.66	5.23	5.91	6.74	7.71	8.18	7.68	7.33	4.04	2.69



# MISO Hub Report

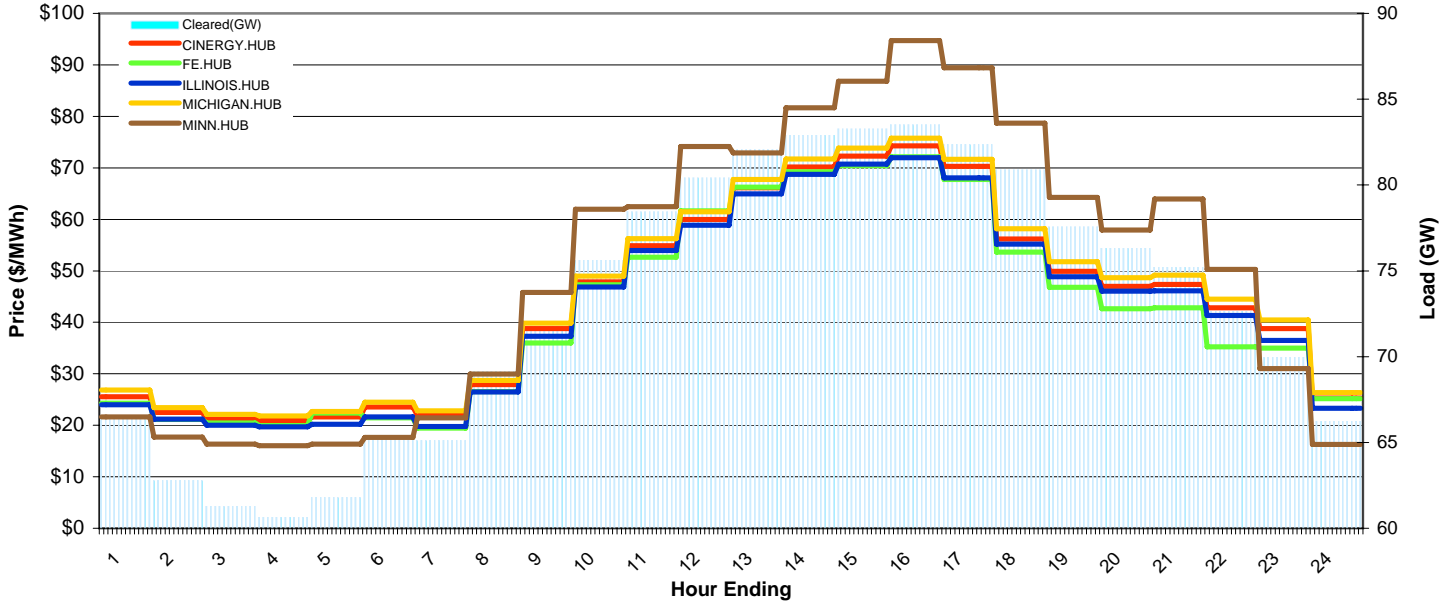
Delivery Day: Thursday, July 19, 2007

Price Color Codes:



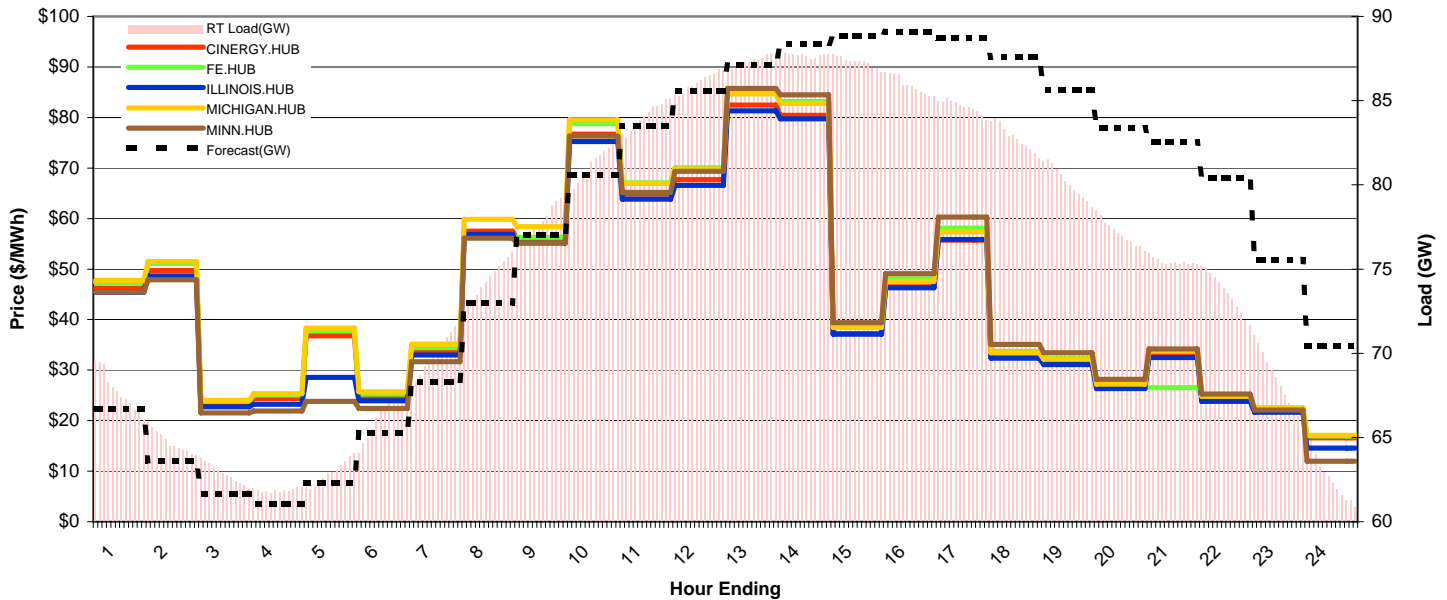
## Day-Ahead Prices and Cleared Load

	HE1	HE2	HE3	HE4	HE5	HE6	HE7	HE8	HE9	HE10	HE11	HE12	HE13	HE14	HE15	HE16	HE17	HE18	HE19	HE20	HE21	HE22	HE23	HE24
CINERGY.HUB	25.57	22.49	21.20	20.96	21.60	23.53	21.97	27.89	38.77	47.83	54.89	60.00	66.15	70.14	72.28	74.25	70.31	56.20	49.88	46.99	47.33	42.82	38.76	25.32
FE.HUB	24.28	21.11	20.45	19.97	22.40	21.45	19.48	26.51	36.01	47.27	52.62	61.68	66.23	69.25	70.39	72.16	67.74	53.64	46.81	42.65	42.85	35.22	35.01	25.15
ILLINOIS.HUB	24.01	21.22	20.04	19.72	20.18	21.60	19.76	26.45	37.28	46.85	53.92	58.88	64.93	68.72	70.70	71.98	68.03	55.16	48.82	46.03	46.12	41.35	36.50	23.28
MICHIGAN.HUB	26.82	23.43	22.12	21.83	22.70	24.49	22.84	28.74	39.84	49.00	56.23	61.48	67.72	71.74	73.83	75.74	71.67	58.15	51.80	48.66	49.18	44.51	40.48	26.36
MINN.HUB	21.60	17.71	16.37	16.06	16.33	17.67	21.44	29.93	45.78	61.98	62.46	74.12	72.93	81.65	86.83	94.69	89.46	78.68	64.24	57.90	63.96	50.30	31.01	16.30
Cleared(GW)	66.3	62.8	61.3	60.6	61.8	65.2	65.1	69.1	71.8	75.6	78.4	80.4	82.0	82.9	83.3	83.5	82.4	80.9	77.6	76.3	75.2	72.6	70.0	66.2



## Preliminary Real-Time Prices with Forecasted and Actual System Load

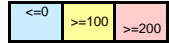
	HE1	HE2	HE3	HE4	HE5	HE6	HE7	HE8	HE9	HE10	HE11	HE12	HE13	HE14	HE15	HE16	HE17	HE18	HE19	HE20	HE21	HE22	HE23	HE24
CINERGY.HUB	46.23	49.72	23.18	24.40	36.77	24.58	33.55	57.48	56.10	76.68	64.82	67.72	82.44	80.42	37.23	46.46	55.71	32.56	31.32	26.67	33.05	24.12	22.05	16.58
FE.HUB	47.28	51.10	23.80	25.09	37.82	25.27	34.48	56.50	56.29	78.76	67.08	70.05	85.11	83.15	38.55	48.04	58.10	33.69	32.28	26.67	26.53	24.88	22.48	17.00
ILLINOIS.HUB	45.39	48.65	22.71	23.24	28.55	23.92	32.99	56.85	55.16	75.22	63.82	66.57	81.34	79.74	37.09	46.32	55.85	32.34	31.10	26.34	32.52	23.82	21.66	14.55
MICHIGAN.HUB	47.75	51.49	24.02	25.36	38.31	25.74	35.17	59.84	58.40	79.57	66.91	69.79	84.67	82.76	38.44	47.58	57.36	33.46	32.17	27.23	33.78	24.80	22.52	17.13
MINN.HUB	45.50	47.89	21.56	21.89	23.83	22.40	31.69	56.11	55.22	76.30	65.19	69.33	85.76	84.46	39.40	49.08	60.30	35.10	33.41	28.16	34.20	25.26	22.10	11.96
Forecasted(GW)	66.7	63.6	61.7	61.0	62.3	65.3	68.3	73.0	77.0	80.6	83.5	85.6	87.1	88.3	88.8	89.1	88.7	87.6	85.6	83.4	82.5	80.4	75.6	70.4
(RT) - (DA Load)	1.44	1.94	1.59	1.24	1.11	1.02	4.93	5.15	6.13	5.63	5.66	5.67	5.29	4.80	4.03	2.43	2.29	1.92	2.62	0.81	0.24	0.96	-1.63	-3.52



# MISO Hub Report

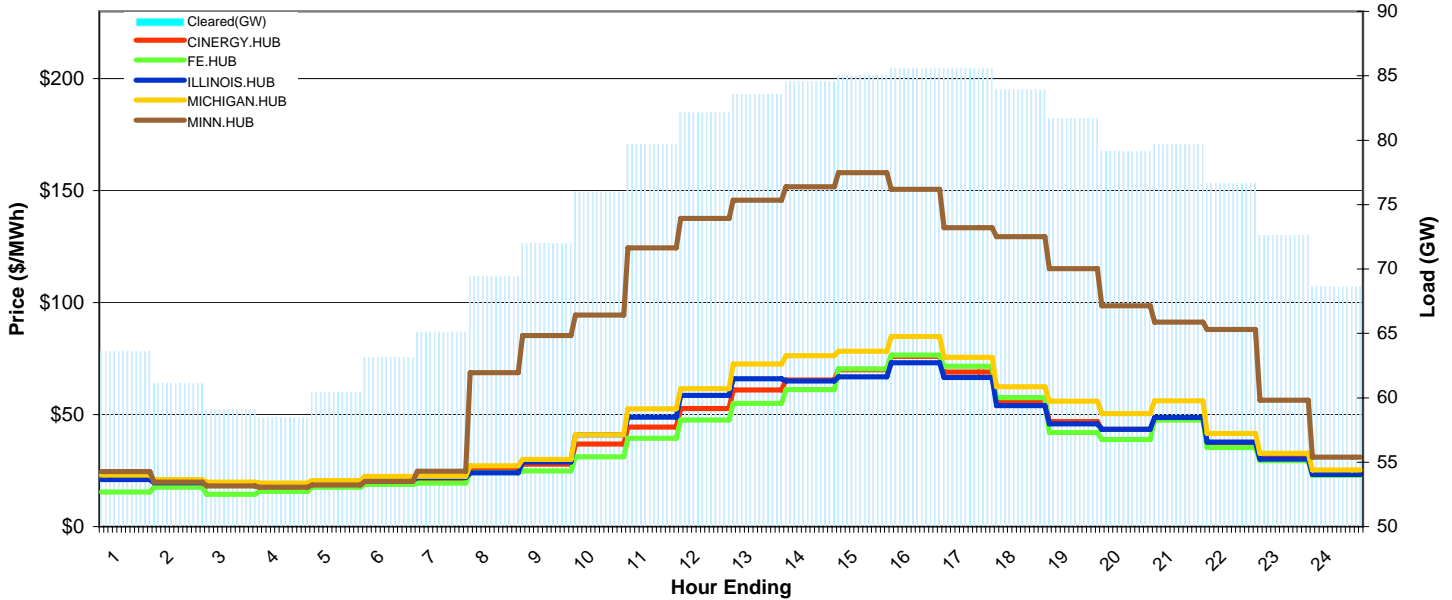
Delivery Day: Thursday, July 26, 2007

Price Color Codes:



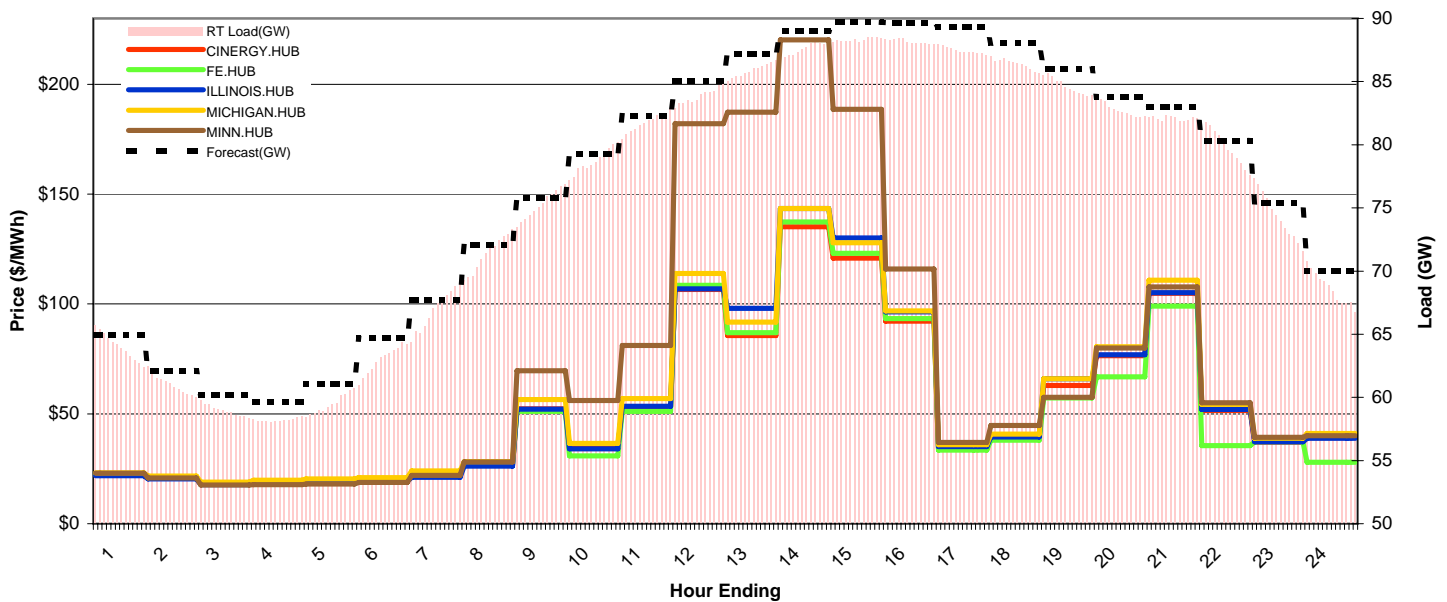
## Day-Ahead Prices and Cleared Load

	HE1	HE2	HE3	HE4	HE5	HE6	HE7	HE8	HE9	HE10	HE11	HE12	HE13	HE14	HE15	HE16	HE17	HE18	HE19	HE20	HE21	HE22	HE23	HE24
CINERGY.HUB	21.84	20.19	19.13	18.65	19.69	21.54	21.48	25.24	27.80	36.80	44.48	52.66	61.04	65.36	70.02	76.06	69.00	55.89	46.89	43.39	48.32	37.61	30.82	24.11
FE.HUB	15.50	17.59	14.42	15.66	17.55	18.81	19.50	24.16	24.89	31.18	39.48	47.62	54.94	61.18	70.48	76.56	71.62	57.62	42.07	38.89	47.63	35.22	29.43	22.79
ILLINOIS.HUB	21.07	19.60	18.58	18.08	18.86	20.72	21.81	23.94	28.92	40.95	48.79	58.64	66.00	64.99	66.87	73.19	66.57	54.02	45.87	43.37	48.78	37.78	30.14	23.31
MICHIGAN.HUB	22.99	21.06	19.90	19.40	20.53	22.48	22.40	27.18	30.03	40.99	52.59	61.56	72.55	76.35	78.25	84.83	75.64	62.43	55.96	50.45	56.21	41.60	32.66	25.23
MINN.HUB	24.52	19.81	18.11	17.60	18.61	20.13	24.68	68.69	85.31	94.45	124.40	137.63	145.78	151.77	157.96	150.63	133.47	129.42	115.15	98.54	91.31	88.06	56.39	30.93
Cleared(GW)	63.6	61.1	59.1	58.5	60.4	63.1	65.1	69.4	72.0	76.0	79.7	82.1	83.6	84.6	85.0	85.5	85.6	83.9	81.7	79.1	79.6	76.6	72.6	68.6



## Preliminary Real-Time Prices with Forecasted and Actual System Load

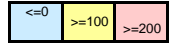
	HE1	HE2	HE3	HE4	HE5	HE6	HE7	HE8	HE9	HE10	HE11	HE12	HE13	HE14	HE15	HE16	HE17	HE18	HE19	HE20	HE21	HE22	HE23	HE24
CINERGY.HUB	22.20	20.66	17.99	18.69	19.27	19.70	22.58	26.60	52.31	34.25	53.36	106.63	85.69	135.15	120.87	92.20	34.37	38.77	62.98	76.54	104.94	51.53	37.12	39.25
FE.HUB	22.28	20.81	18.16	18.93	19.51	20.04	22.94	27.16	51.19	30.82	51.10	108.58	87.03	137.32	123.15	93.42	33.44	38.06	57.26	66.85	99.00	35.54	37.30	27.98
ILLINOIS.HUB	21.91	20.41	17.71	18.31	18.84	19.27	21.07	26.23	52.10	34.14	53.39	106.98	97.99	143.52	130.02	96.49	35.07	39.49	65.92	76.91	105.24	51.93	37.24	38.95
MICHIGAN.HUB	23.12	21.64	18.95	19.78	20.44	20.91	24.00	28.29	56.51	36.60	57.01	113.98	91.73	143.41	127.91	96.87	36.04	40.79	66.05	80.61	110.83	54.26	38.82	41.06
MINN.HUB	23.00	20.90	17.60	17.77	18.12	18.86	22.04	28.08	69.58	56.01	81.17	182.08	187.29	220.17	188.63	115.90	37.07	44.75	57.55	80.04	107.78	55.08	39.30	40.04
Forecasted(GW)	64.9	62.1	60.1	59.6	61.1	64.7	67.7	72.0	75.8	79.2	82.3	85.0	87.2	89.0	89.7	89.3	89.3	88.0	86.0	83.8	83.0	80.3	75.4	70.0
(RT) - (DA Load)	0.44	-0.07	-0.12	-0.27	-0.96	-0.17	1.85	1.93	3.26	2.71	2.01	1.72	2.31	3.01	3.26	2.62	1.89	2.49	2.97	3.63	2.45	3.31	1.77	0.02



# MISO Hub Report

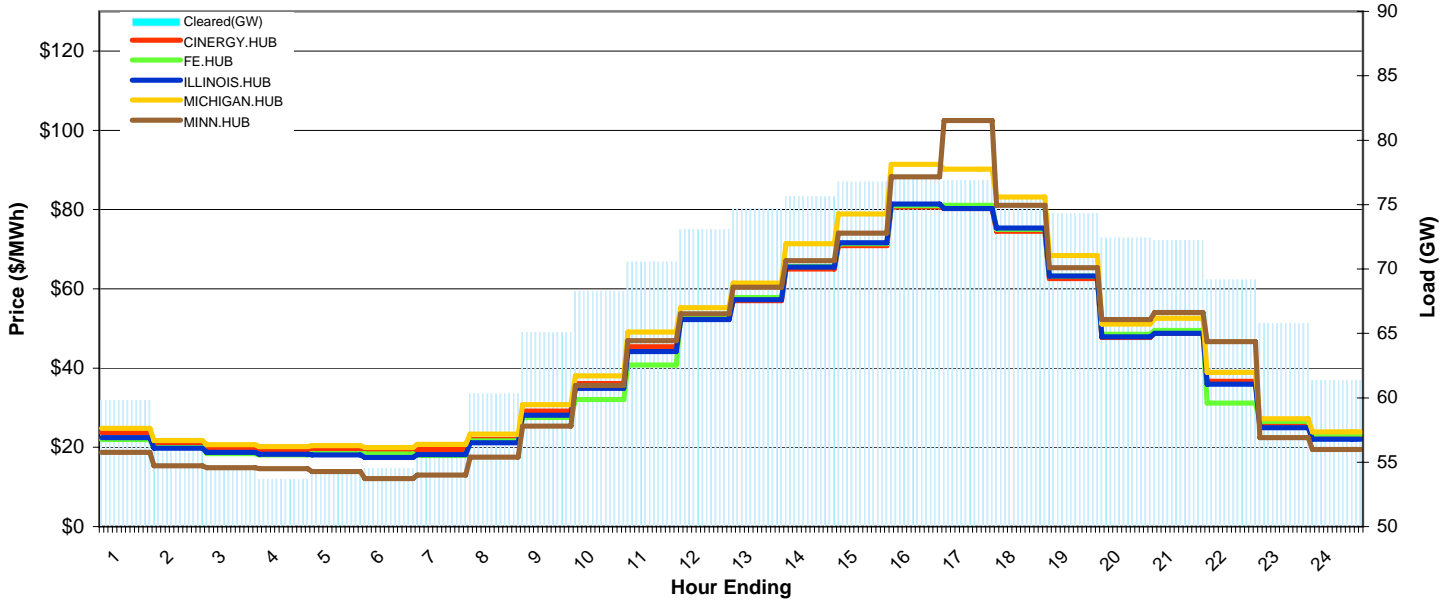
Delivery Day: Saturday, July 28, 2007

Price Color Codes:



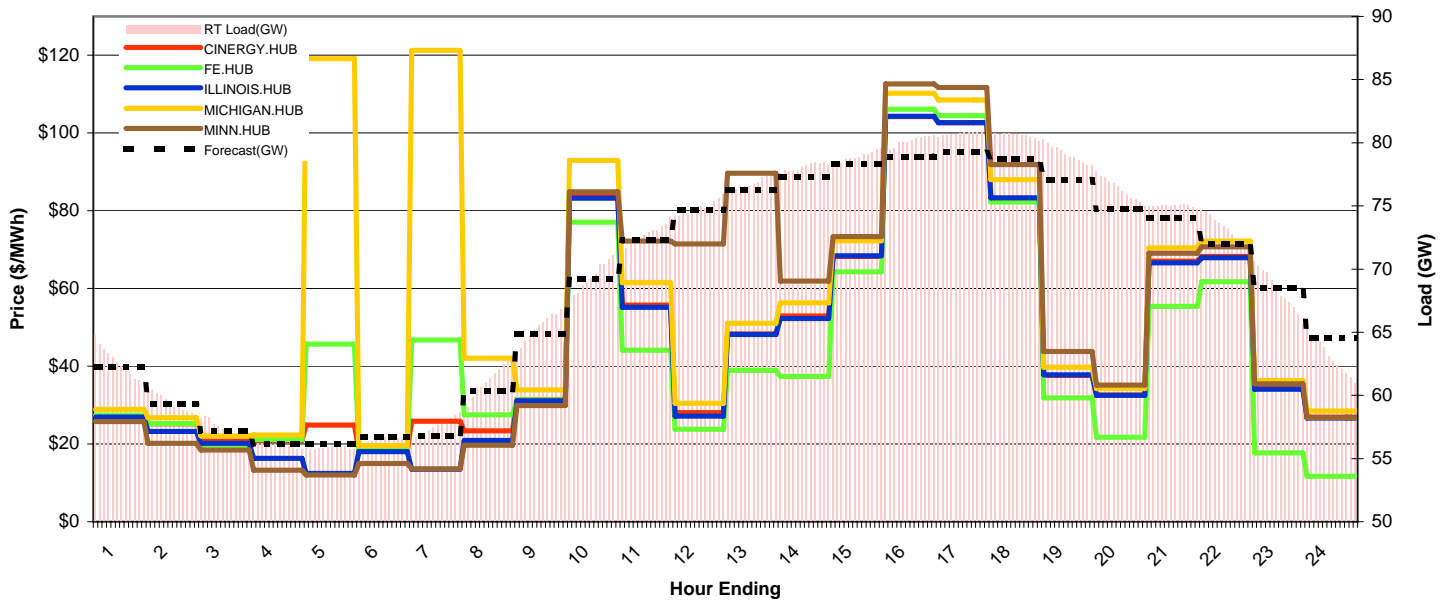
## Day-Ahead Prices and Cleared Load

	HE1	HE2	HE3	HE4	HE5	HE6	HE7	HE8	HE9	HE10	HE11	HE12	HE13	HE14	HE15	HE16	HE17	HE18	HE19	HE20	HE21	HE22	HE23	HE24
CINERGY.HUB	23.75	20.88	19.84	19.32	19.55	18.93	19.49	21.93	29.13	36.10	45.34	52.32	57.03	65.00	70.87	80.66	80.28	74.49	62.56	47.75	48.80	36.65	26.07	22.95
FE.HUB	21.98	19.95	18.38	18.07	18.42	18.33	17.89	21.64	27.50	32.04	40.80	53.05	57.82	65.64	71.36	80.98	81.03	74.98	63.23	48.49	49.53	31.14	26.57	23.35
ILLINOIS.HUB	22.43	19.81	18.75	18.26	18.06	17.46	18.19	21.13	28.12	34.90	44.16	52.25	57.26	65.52	71.64	81.39	80.29	75.37	63.26	47.92	48.77	35.90	24.99	22.01
MICHIGAN.HUB	24.76	21.76	20.70	20.15	20.46	19.97	20.78	23.31	30.77	38.00	49.09	55.24	61.45	71.41	78.92	91.39	90.18	83.17	68.37	51.10	52.56	38.91	27.24	23.92
MINN.HUB	18.77	15.36	14.82	14.60	13.85	12.13	12.97	17.51	25.39	35.61	46.93	53.70	60.39	67.06	74.04	88.24	102.50	81.04	65.34	52.26	53.98	46.65	22.44	19.50
Cleared(GW)	59.8	56.8	54.5	53.7	54.3	54.5	56.2	60.3	65.1	68.3	70.5	73.1	74.7	75.6	76.8	77.0	76.9	75.4	74.3	72.4	72.2	69.1	65.8	61.4



## Preliminary Real-Time Prices with Forecasted and Actual System Load

	HE1	HE2	HE3	HE4	HE5	HE6	HE7	HE8	HE9	HE10	HE11	HE12	HE13	HE14	HE15	HE16	HE17	HE18	HE19	HE20	HE21	HE22	HE23	HE24
CINERGY.HUB	27.11	25.17	20.76	20.92	24.83	18.33	25.83	23.37	31.48	84.14	55.72	28.06	48.34	52.93	68.29	104.21	102.63	83.21	37.65	32.58	66.99	68.27	34.28	26.91
FE.HUB	27.40	25.25	19.70	21.17	45.68	18.62	46.73	27.51	31.33	77.08	44.11	23.81	38.97	37.40	64.34	106.12	104.50	82.25	31.84	21.70	55.37	61.74	17.70	11.72
ILLINOIS.HUB	26.93	23.22	20.16	16.33	12.46	18.03	13.53	20.95	31.10	83.24	55.17	27.14	48.20	52.27	68.39	104.28	102.65	83.33	37.80	32.50	66.64	67.95	34.06	26.64
MICHIGAN.HUB	28.91	26.76	22.05	22.30	119.17	19.60	121.28	42.05	33.94	92.94	61.47	30.48	51.06	56.34	72.26	110.26	108.52	88.02	39.77	34.25	70.50	72.22	36.34	28.49
MINN.HUB	25.74	20.19	18.47	13.22	12.04	14.97	13.61	19.69	29.88	84.92	72.24	71.48	89.66	61.94	73.35	112.60	111.72	91.87	43.76	35.13	69.09	70.72	35.51	26.73
Forecasted(GW)	62.3	59.3	57.2	56.2	56.2	56.7	56.8	60.4	64.9	69.2	72.3	74.7	76.3	77.3	78.3	78.9	79.2	78.7	77.1	74.7	74.0	72.0	68.5	64.5
(RT) - (DA Load)	2.75	2.69	2.89	2.45	1.56	1.99	1.37	0.80	0.39	1.23	2.19	1.80	2.10	2.46	2.12	3.11	3.87	5.19	4.75	3.94	2.76	4.00	2.55	1.74



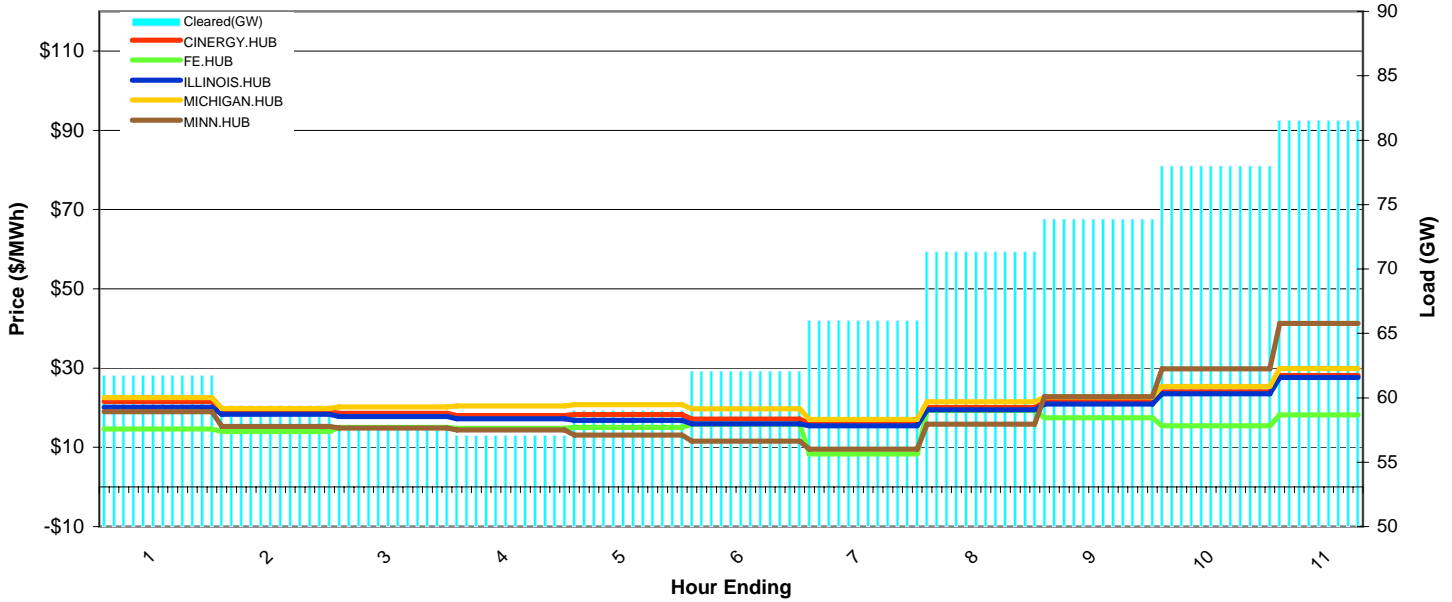
# MISO Hub Report

Delivery Day: Sunday, July 29, 2007

Price Color Codes: ≤0 ≥100 ≥200

## Day-Ahead Prices and Cleared Load

	HE1	HE2	HE3	HE4	HE5	HE6	HE7	HE8	HE9	HE10	HE11	HE12	HE13	HE14	HE15	HE16	HE17	HE18	HE19	HE20	HE21	HE22	HE23	HE24
CINERGY.HUB	21.61	18.96	18.55	18.03	18.27	17.10	16.03	20.02	21.56	24.02	28.15	35.51	44.87	49.33	63.30	66.21	77.18	65.74	59.68	41.59	45.39	41.29	28.25	22.95
FE.HUB	14.65	14.01	15.02	14.76	15.05	15.82	8.35	19.33	17.45	15.40	18.16	29.28	37.16	38.34	58.72	59.63	72.80	56.53	51.62	34.48	45.55	39.66	28.88	16.33
ILLINOIS.HUB	20.15	18.37	17.77	17.19	16.83	15.94	15.41	19.51	20.93	23.50	27.64	35.40	44.48	49.27	63.38	66.36	77.36	65.49	59.27	40.87	44.48	40.29	26.93	22.00
MICHIGAN.HUB	22.51	19.82	20.17	20.42	20.77	19.68	17.07	21.52	22.74	25.33	29.87	37.59	47.60	53.37	70.00	73.54	88.08	73.32	65.79	44.04	49.51	43.85	29.89	23.91
MINN.HUB	18.95	15.25	14.89	14.38	13.11	11.52	9.58	15.80	22.82	29.84	41.28	48.03	57.06	66.86	75.43	86.07	112.20	84.86	75.76	53.20	53.95	55.73	31.99	20.74
Cleared(GW)	61.7	59.4	57.6	57.1	59.0	62.1	66.0	71.4	73.9	78.0	81.5	83.9	86.3	88.1	88.9	89.2	88.7	88.1	85.1	83.1	83.0	79.1	75.2	70.1



## Preliminary Real-Time Prices with Forecasted and Actual System Load

	HE1	HE2	HE3	HE4	HE5	HE6	HE7	HE8	HE9	HE10	HE11	HE12	HE13	HE14	HE15	HE16	HE17	HE18	HE19	HE20	HE21	HE22	HE23	HE24
CINERGY.HUB	21.66	24.49	16.97	22.16	17.38	13.94	10.25	21.36	32.65	30.81	33.62	41.81	45.67	60.34	63.49	54.52	67.22	43.45	28.17	30.22	31.88	31.02	27.89	23.03
FE.HUB	10.83	11.37	10.69	5.08	-7.24	1.16	2.62	8.55	27.47	24.57	12.27	32.52	40.03	60.78	65.02	55.90	68.60	45.14	29.53	30.43	32.36	31.51	27.57	21.54
ILLINOIS.HUB	21.03	20.71	15.10	19.86	17.03	13.65	9.79	19.48	28.31	30.25	33.18	41.36	45.30	60.02	62.33	53.16	66.38	39.46	23.87	29.30	31.40	30.39	26.51	22.67
MICHIGAN.HUB	22.80	25.85	17.94	23.40	18.30	14.72	11.10	22.81	34.94	32.81	35.49	44.12	48.08	63.40	66.91	57.64	70.29	47.49	31.33	31.83	33.50	32.86	29.74	24.17
MINN.HUB	20.44	18.45	13.86	18.63	16.49	13.03	9.11	18.11	27.16	29.64	32.92	41.58	46.42	62.17	72.13	70.31	80.40	119.49	78.81	42.12	35.73	46.07	37.89	22.79
Forecasted(GW)	62.6	60.2	58.7	58.5	60.0	63.6	66.9	72.1	76.5	80.5	84.2	87.0	89.7	91.7	93.0	93.9	94.2	93.5	91.0	88.1	87.1	83.5	77.4	71.6
(RT) - (DA Load)	-0.66	-1.13	-0.86	-0.77	-1.29	-0.90	-1.30	-1.10	1.72	2.71	3.05	#DIV/0!	#DIV/0!	#DIV/0!	#DIV/0!	#DIV/0!	#DIV/0!	#DIV/0!	#DIV/0!	#DIV/0!	#DIV/0!	#DIV/0!	#DIV/0!	#DIV/0!

