

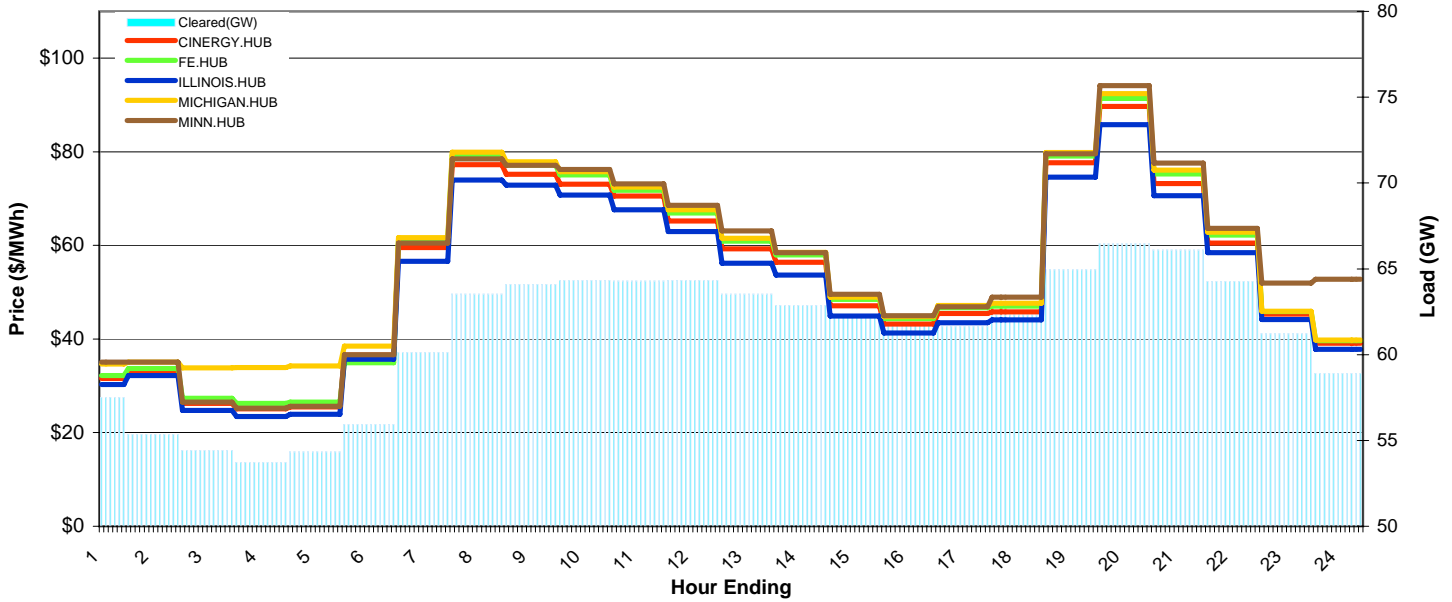
# MISO Hub Report

Delivery Day: Thursday, March 1, 2007

Price Color Codes: ≤0 ≥100 ≥200

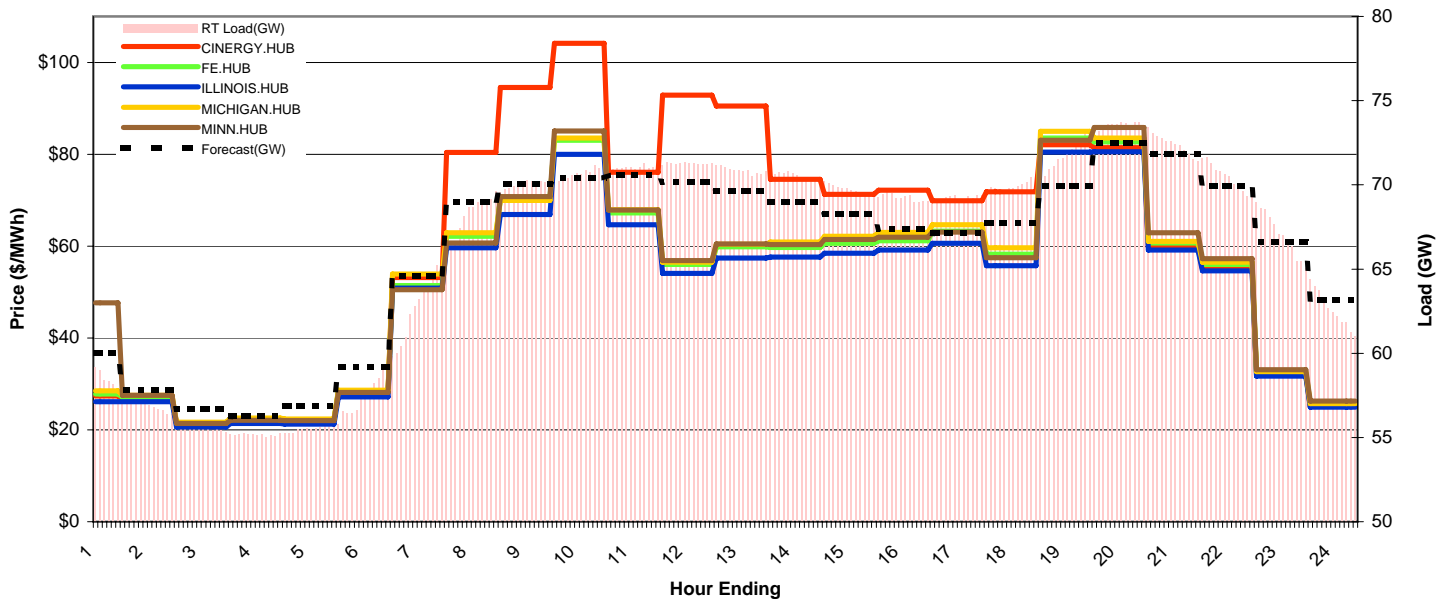
## Day-Ahead Prices and Cleared Load

	HE1	HE2	HE3	HE4	HE5	HE6	HE7	HE8	HE9	HE10	HE11	HE12	HE13	HE14	HE15	HE16	HE17	HE18	HE19	HE20	HE21	HE22	HE23	HE24
CINERGY.HUB	31.60	33.18	26.26	25.09	25.52	36.57	59.58	77.24	75.17	73.11	70.54	65.21	59.27	56.43	47.13	43.18	45.49	45.79	77.64	89.71	73.23	60.52	45.33	39.09
FE.HUB	32.22	33.68	27.35	26.28	26.53	34.94	61.15	79.28	77.17	75.05	71.78	66.92	60.92	57.97	48.44	44.36	46.72	47.06	79.13	91.39	75.25	62.21	45.84	39.62
ILLINOIS.HUB	30.29	32.17	24.78	23.48	23.92	35.68	56.59	74.00	72.85	70.73	67.60	62.97	56.17	53.65	44.91	41.28	43.50	44.09	74.60	85.83	70.61	58.42	44.19	37.84
MICHIGAN.HUB	34.63	35.10	33.83	33.93	34.26	38.51	61.64	79.92	77.86	75.77	72.49	67.60	61.55	58.51	48.94	44.80	47.14	47.63	79.87	92.41	76.11	62.85	45.97	39.78
MINN.HUB	35.09	35.10	26.54	25.22	25.64	36.62	60.52	78.46	77.11	76.25	73.16	68.56	63.09	58.48	49.56	44.99	46.88	48.94	79.55	94.11	77.61	63.68	51.98	52.75
Cleared(GW)	57.5	55.4	54.4	53.7	54.3	55.9	60.1	63.5	64.1	64.3	64.3	64.3	63.5	62.9	62.3	61.8	61.6	62.3	65.0	66.5	66.1	64.3	61.2	58.9



## Preliminary Real-Time Prices with Forecasted and Actual System Load

	HE1	HE2	HE3	HE4	HE5	HE6	HE7	HE8	HE9	HE10	HE11	HE12	HE13	HE14	HE15	HE16	HE17	HE18	HE19	HE20	HE21	HE22	HE23	HE24
CINERGY.HUB	27.38	26.90	21.22	22.12	21.96	28.21	53.16	80.41	94.52	104.13	76.08	92.84	90.47	74.53	71.25	72.19	69.86	71.80	82.04	81.46	59.78	55.12	31.91	25.12
FE.HUB	27.80	27.11	21.35	22.24	22.15	28.44	51.38	82.11	70.46	83.06	67.25	55.98	59.86	59.68	60.59	61.20	63.24	58.26	83.54	82.70	60.66	55.98	32.37	25.45
ILLINOIS.HUB	26.13	26.13	20.60	21.40	21.23	27.19	50.86	59.61	66.91	79.95	64.63	54.07	57.39	57.60	58.46	59.15	60.62	55.74	80.44	80.54	59.16	54.59	31.67	24.93
MICHIGAN.HUB	28.46	27.52	21.67	22.54	22.38	28.60	53.94	82.94	69.95	83.53	67.91	56.53	60.37	60.88	62.16	62.99	64.65	59.65	84.97	83.51	61.00	56.47	32.66	25.70
MINN.HUB	47.63	27.55	21.40	22.08	22.00	28.12	50.50	60.68	70.81	85.07	67.87	56.87	60.47	60.34	61.44	61.91	63.07	57.48	83.06	85.83	62.91	57.29	33.11	26.24
Forecasted(GW)	60.0	57.8	56.7	56.2	56.9	59.2	64.6	69.0	70.1	70.4	70.6	70.2	69.7	69.0	68.3	67.4	67.1	67.7	69.9	72.5	71.8	69.9	66.6	63.2
(RT) - (DA Load)	0.98	1.68	1.25	1.44	1.23	1.55	2.67	4.61	5.93	6.32	6.73	6.95	7.32	7.70	7.42	7.43	7.55	7.59	6.86	7.08	6.31	6.17	5.85	3.71



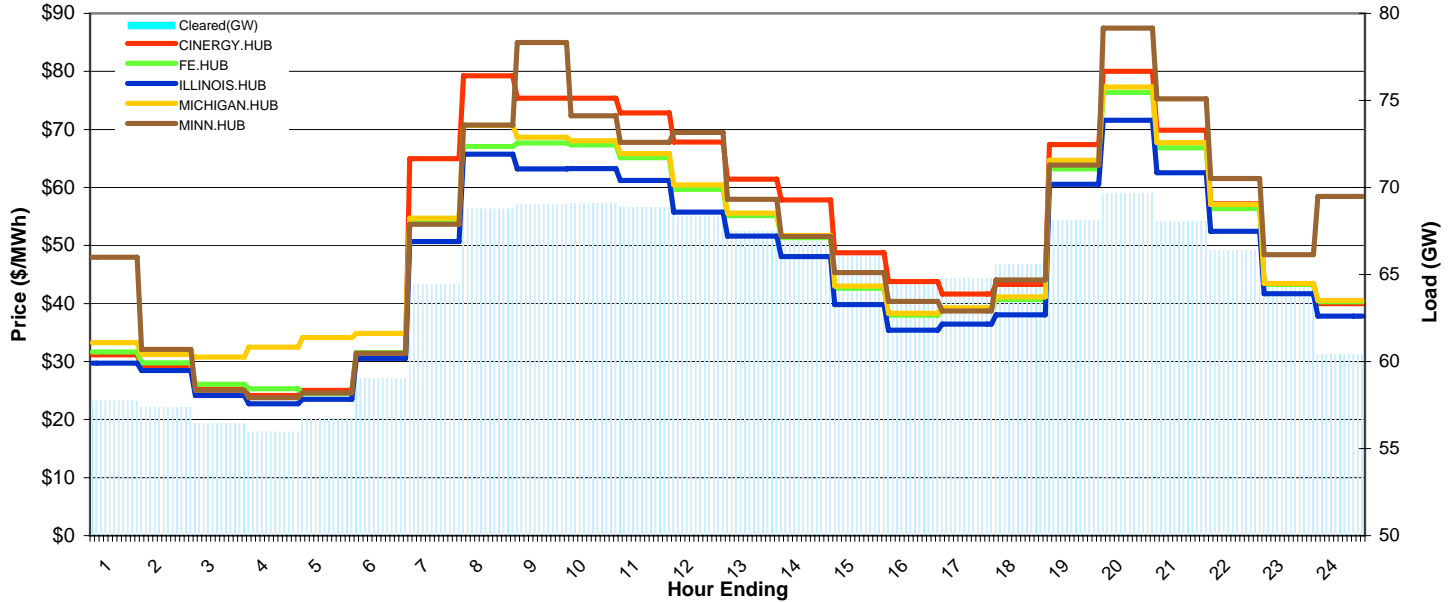
# MISO Hub Report

Delivery Day: Friday, March 2, 2007

Price Color Codes: <=0 >=100 >=200

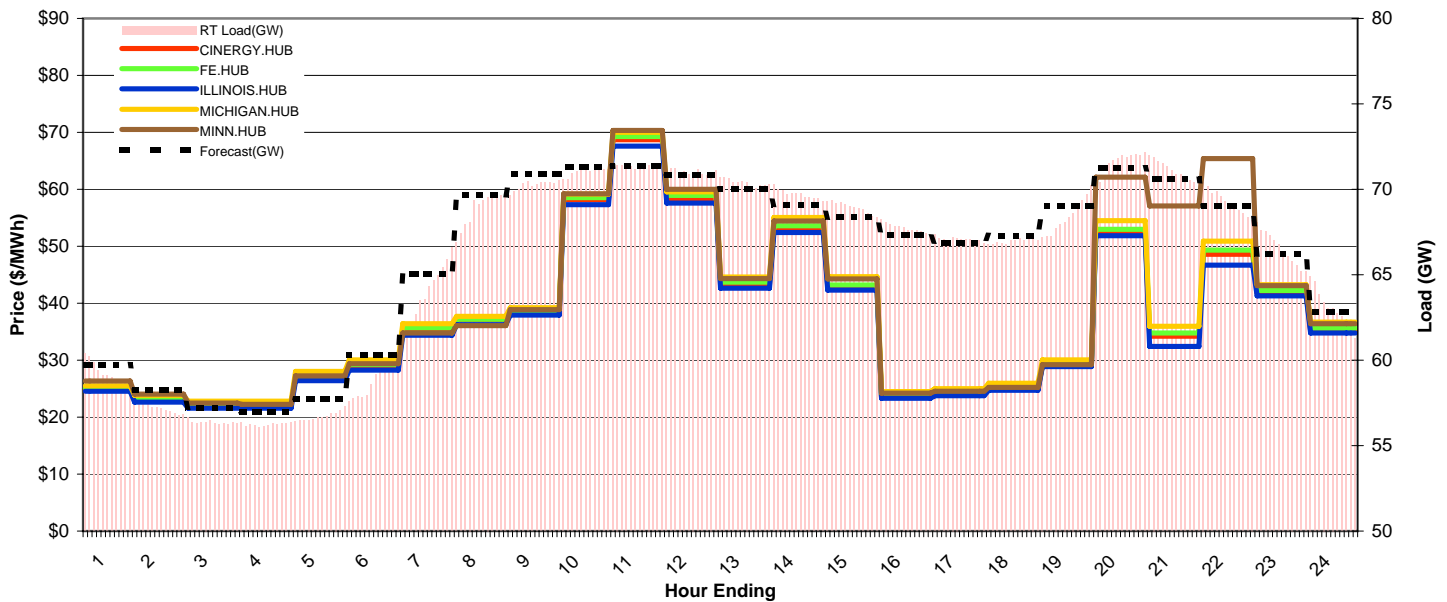
## Day-Ahead Prices and Cleared Load

	HE1	HE2	HE3	HE4	HE5	HE6	HE7	HE8	HE9	HE10	HE11	HE12	HE13	HE14	HE15	HE16	HE17	HE18	HE19	HE20	HE21	HE22	HE23	HE24
CINERGY.HUB	31.15	29.30	25.25	24.16	25.05	31.48	64.96	79.24	75.36	75.36	72.83	67.82	61.41	57.84	48.77	43.79	41.61	43.31	67.40	80.00	69.89	57.17	43.30	40.00
FE.HUB	31.68	29.77	26.10	25.30	24.47	31.53	54.12	67.05	67.69	67.32	65.14	59.67	55.12	51.32	42.63	37.97	38.92	40.68	63.19	76.36	66.85	56.36	43.29	40.33
ILLINOIS.HUB	29.71	28.48	24.15	22.73	23.52	30.54	50.70	65.72	63.21	63.27	61.24	55.77	51.61	48.11	39.83	35.39	36.43	38.05	60.57	71.57	62.51	52.46	41.68	37.83
MICHIGAN.HUB	33.27	31.20	30.79	32.50	34.11	34.87	54.70	70.72	68.64	68.06	65.84	60.45	55.61	51.75	43.03	38.34	39.25	41.14	64.68	77.32	67.71	57.05	43.43	40.53
MINN.HUB	47.97	32.12	25.03	23.78	24.62	31.43	53.68	70.77	85.00	72.34	67.80	69.49	57.98	51.58	45.31	40.36	38.73	44.07	63.85	87.47	75.27	61.52	48.40	58.47
Cleared(GW)	57.7	57.4	56.4	55.9	56.8	59.0	64.4	68.8	69.0	69.1	68.9	68.4	67.5	66.9	66.2	64.6	64.8	65.6	68.1	69.6	68.1	66.4	64.5	60.4



## Preliminary Real-Time Prices with Forecasted and Actual System Load

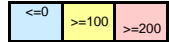
	HE1	HE2	HE3	HE4	HE5	HE6	HE7	HE8	HE9	HE10	HE11	HE12	HE13	HE14	HE15	HE16	HE17	HE18	HE19	HE20	HE21	HE22	HE23	HE24
CINERGY.HUB	24.84	23.03	22.04	22.04	27.04	29.02	35.53	37.12	38.61	58.23	68.73	58.36	43.28	53.17	42.93	23.57	24.08	24.96	29.06	52.57	34.20	48.62	41.76	35.23
FE.HUB	25.16	23.27	22.21	22.19	27.21	29.20	35.70	37.20	38.73	58.54	69.25	58.96	43.73	53.57	43.19	23.72	24.27	25.17	29.25	52.97	34.77	49.35	42.23	35.64
ILLINOIS.HUB	24.57	22.62	21.59	21.57	26.43	28.26	34.41	36.23	37.94	57.28	67.60	57.56	42.65	52.39	42.29	23.32	23.77	24.73	28.87	51.83	32.42	46.70	41.27	34.75
MICHIGAN.HUB	25.53	23.82	22.83	22.81	28.04	30.06	36.43	37.68	39.20	59.14	69.99	59.55	44.59	55.08	44.67	24.48	25.02	25.97	30.07	54.49	35.96	50.91	43.27	36.71
MINN.HUB	26.34	24.04	22.48	22.22	27.23	29.38	34.79	36.08	38.89	59.23	70.31	60.01	44.31	54.44	44.26	24.19	24.55	25.25	29.21	62.16	57.08	65.41	43.09	36.38
Forecasted(GW)	59.7	58.2	57.2	57.0	57.7	60.3	65.1	69.7	70.9	71.3	71.3	70.8	70.0	69.1	68.4	67.3	66.9	67.3	69.0	71.3	70.6	69.0	66.2	62.8
(RT) - (DA Load)	1.47	-0.14	-0.09	0.29	-0.03	-0.14	-0.60	0.06	1.23	1.91	2.44	2.69	2.89	2.81	2.77	3.14	2.27	1.38	0.28	1.90	3.05	2.85	2.04	2.60



# MISO Hub Report

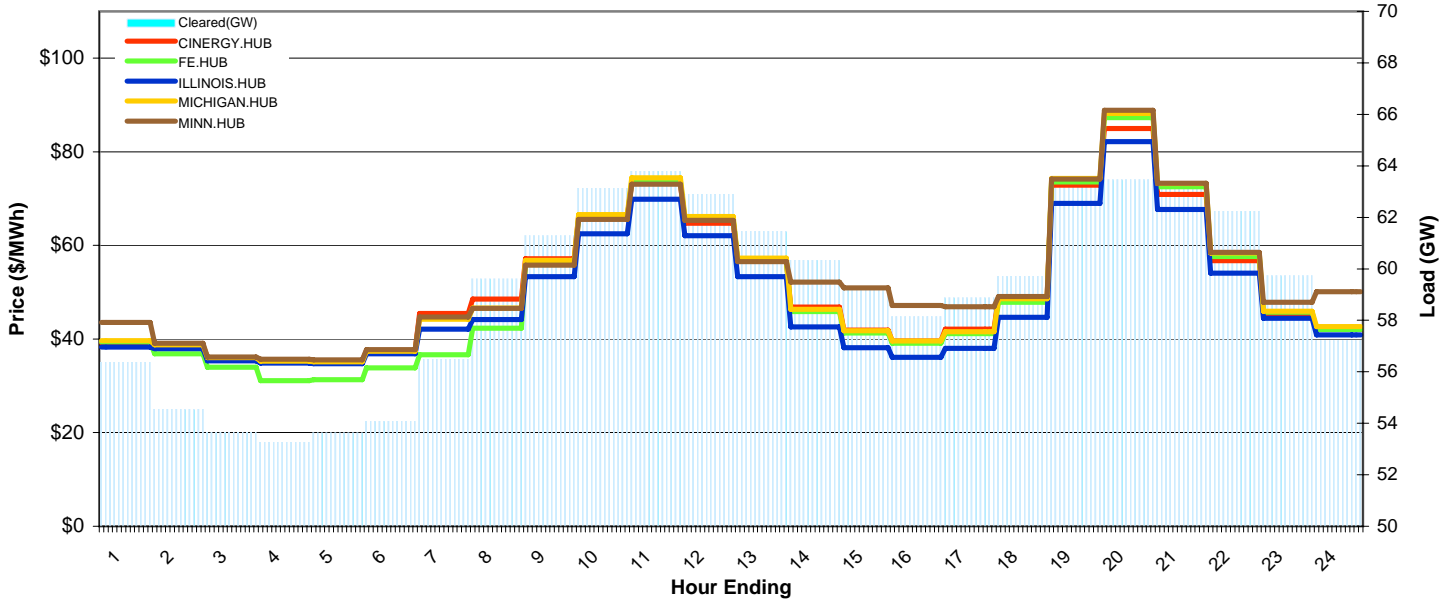
Delivery Day: Saturday, March 3, 2007

Price Color Codes:



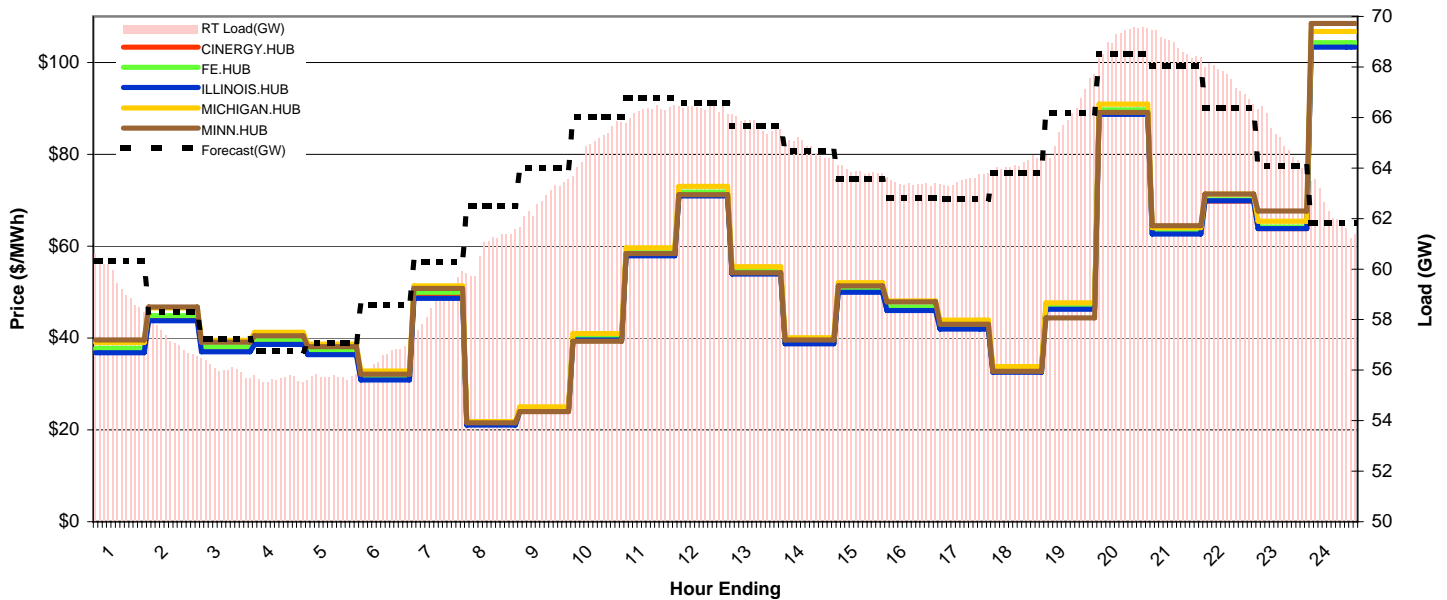
## Day-Ahead Prices and Cleared Load

	HE1	HE2	HE3	HE4	HE5	HE6	HE7	HE8	HE9	HE10	HE11	HE12	HE13	HE14	HE15	HE16	HE17	HE18	HE19	HE20	HE21	HE22	HE23	HE24
CINERGY.HUB	39.14	38.60	36.00	35.49	35.33	37.50	45.45	48.54	57.17	66.27	73.29	64.72	56.62	46.85	41.93	39.57	42.09	48.88	72.87	85.00	70.89	56.77	45.40	42.04
FE.HUB	39.38	36.87	34.00	31.13	31.33	33.81	36.67	42.33	55.93	65.90	73.75	65.66	56.81	45.87	41.32	39.13	41.13	47.85	73.59	87.31	72.52	57.64	45.71	42.06
ILLINOIS.HUB	38.29	37.92	35.37	34.88	34.72	36.85	42.08	44.15	53.33	62.48	69.85	62.11	53.35	42.56	38.16	36.11	37.99	44.65	68.98	82.19	67.70	54.06	44.43	40.88
MICHIGAN.HUB	39.62	38.75	36.06	35.28	35.17	37.40	44.22	46.63	56.79	66.58	74.44	66.21	57.27	46.37	41.80	39.58	41.57	48.62	74.31	88.19	73.20	58.36	45.95	42.63
MINN.HUB	43.53	39.08	36.16	35.69	35.53	37.71	44.73	46.58	55.81	65.54	73.10	65.35	56.55	52.13	50.94	47.17	46.93	49.06	74.21	88.87	73.26	58.49	47.84	50.13
Cleared(GW)	56.4	54.5	53.7	53.3	53.6	54.1	56.5	59.6	61.3	63.1	63.8	62.9	61.4	60.3	59.3	58.1	58.9	59.7	63.3	63.5	63.2	62.2	59.7	57.2



## Preliminary Real-Time Prices with Forecasted and Actual System Load

	HE1	HE2	HE3	HE4	HE5	HE6	HE7	HE8	HE9	HE10	HE11	HE12	HE13	HE14	HE15	HE16	HE17	HE18	HE19	HE20	HE21	HE22	HE23	HE24
CINERGY.HUB	37.32	44.41	37.57	39.26	36.94	31.33	49.31	21.21	24.30	39.84	58.16	71.25	54.15	38.82	50.26	46.32	42.28	32.75	46.61	88.93	62.87	69.83	63.80	103.73
FE.HUB	37.75	44.88	38.07	39.70	37.36	31.74	49.93	21.38	24.46	40.12	58.57	71.76	54.50	39.09	50.68	46.72	42.66	33.05	47.12	89.64	63.13	70.11	64.13	104.31
ILLINOIS.HUB	36.80	43.74	36.98	38.58	36.38	30.88	48.60	21.05	24.11	39.59	57.91	70.95	53.92	38.70	49.93	45.98	41.97	32.55	46.28	88.66	62.63	69.84	63.83	103.32
MICHIGAN.HUB	39.02	46.53	39.50	41.21	38.65	32.78	51.35	21.80	24.98	40.98	59.66	73.02	55.53	40.07	52.06	48.08	43.86	33.78	47.66	90.88	64.03	71.37	65.43	106.71
MINN.HUB	39.59	46.71	39.09	40.50	38.09	32.14	50.82	21.55	23.98	39.32	58.41	71.23	54.21	39.56	51.35	47.86	42.97	32.75	44.37	89.07	64.43	71.37	67.64	108.46
Forecasted(GW)	60.3	58.3	57.2	56.8	57.1	58.6	60.3	62.5	64.0	66.0	66.8	66.6	65.7	64.7	63.5	62.8	62.8	63.8	66.2	68.5	68.0	66.4	64.1	61.8
(RT) - (DA Load)	3.04	2.68	2.39	2.39	2.10	2.42	2.18	1.24	1.47	1.86	2.47	3.51	4.30	4.47	4.57	5.27	4.65	4.46	2.74	5.75	5.63	5.22	5.38	5.08



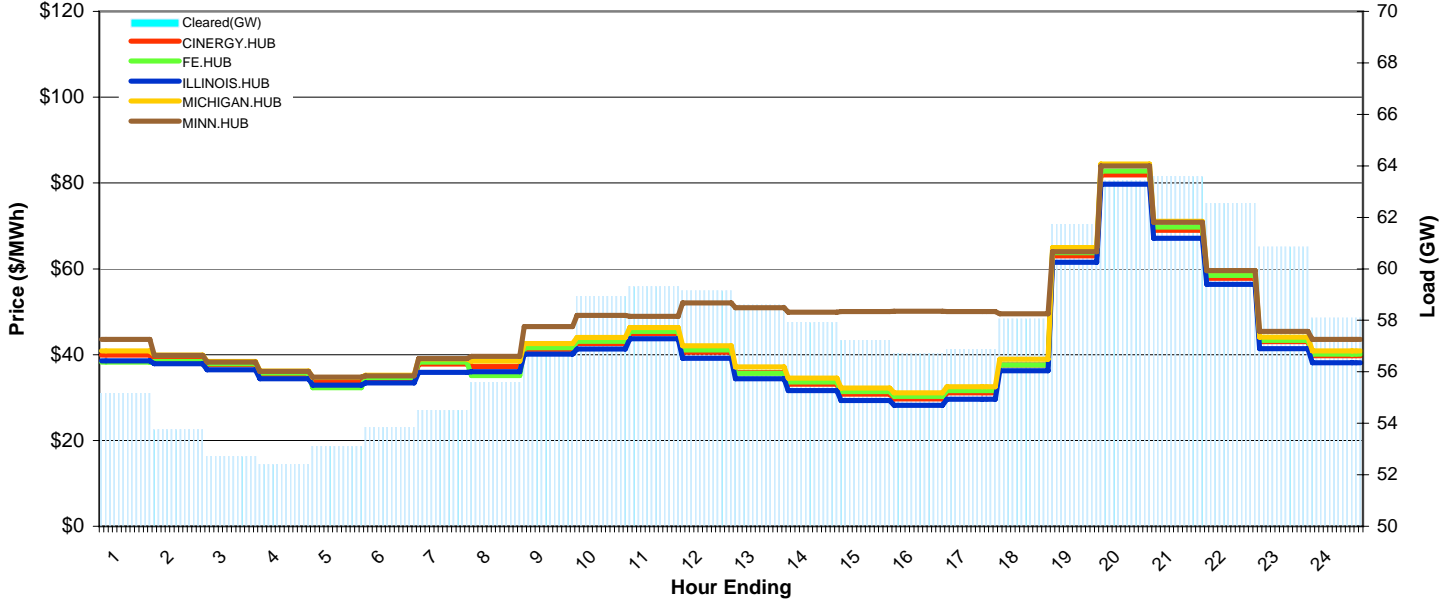
# MISO Hub Report

Delivery Day: Sunday, March 4, 2007

Price Color Codes: <=0 >=100 >=200

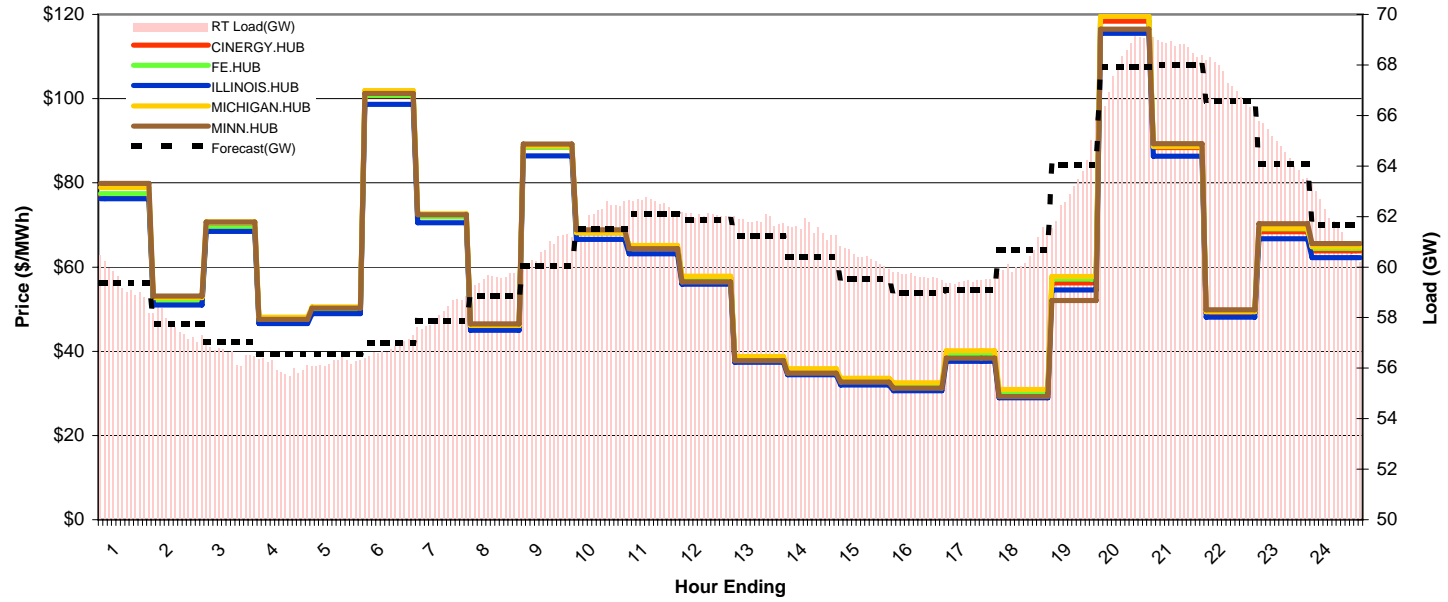
## Day-Ahead Prices and Cleared Load

	HE1	HE2	HE3	HE4	HE5	HE6	HE7	HE8	HE9	HE10	HE11	HE12	HE13	HE14	HE15	HE16	HE17	HE18	HE19	HE20	HE21	HE22	HE23	HE24
CINERGY.HUB	39.93	39.09	37.63	35.44	33.95	34.46	37.78	37.18	41.28	42.56	44.88	40.55	35.83	33.10	30.82	29.71	31.13	37.60	63.05	81.86	68.95	57.83	43.00	39.77
FE.HUB	38.29	38.41	37.90	35.70	32.33	34.71	38.24	35.13	41.60	43.09	45.42	41.09	35.66	33.64	31.37	30.26	31.60	37.56	63.76	82.79	69.74	58.50	43.34	40.13
ILLINOIS.HUB	38.54	37.89	36.49	34.36	32.88	33.41	35.89	36.05	40.10	41.31	43.67	39.16	34.39	31.64	29.32	28.20	29.64	36.23	61.51	79.72	67.13	56.35	41.41	38.08
MICHIGAN.HUB	40.87	39.91	38.43	36.19	34.69	35.19	38.99	38.47	42.61	44.00	46.32	42.05	37.17	34.50	32.22	31.11	32.53	38.94	64.94	84.41	71.11	59.62	44.05	40.88
MINN.HUB	43.53	39.79	38.29	36.06	34.79	35.06	39.08	39.63	46.51	49.12	48.94	52.06	50.91	49.88	50.06	50.15	50.04	49.52	63.97	83.96	70.84	59.59	45.42	43.59
Cleared(GW)	55.2	53.7	52.7	52.4	53.1	53.8	54.5	55.6	56.9	58.9	59.3	59.1	58.6	57.9	57.2	56.7	56.9	58.1	61.7	63.4	63.6	62.6	60.9	58.1



## Preliminary Real-Time Prices with Forecasted and Actual System Load

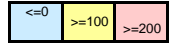
	HE1	HE2	HE3	HE4	HE5	HE6	HE7	HE8	HE9	HE10	HE11	HE12	HE13	HE14	HE15	HE16	HE17	HE18	HE19	HE20	HE21	HE22	HE23	HE24
CINERGY.HUB	77.04	51.64	69.38	47.25	49.75	100.67	72.00	45.94	88.54	68.14	64.75	57.43	38.25	35.22	32.74	31.48	38.65	29.76	56.21	118.44	88.40	49.20	68.37	63.80
FE.HUB	77.43	51.67	69.33	47.27	49.78	100.78	71.99	45.84	88.44	68.20	64.89	57.58	38.41	35.38	32.96	31.85	39.18	30.22	57.12	119.53	89.23	49.63	69.11	64.48
ILLINOIS.HUB	76.19	50.96	68.44	46.57	48.96	98.68	70.53	44.98	86.41	66.58	63.13	55.97	37.42	34.44	31.99	30.65	37.60	28.99	54.57	115.51	86.31	48.10	66.76	62.25
MICHIGAN.HUB	78.85	52.72	70.72	48.08	50.56	101.93	72.62	46.11	88.75	68.18	65.11	57.82	38.76	35.87	33.57	32.55	40.15	30.90	57.75	119.53	88.60	49.40	69.21	64.83
MINN.HUB	79.91	53.15	70.66	47.57	50.24	101.20	72.43	46.51	89.23	68.89	64.34	56.43	37.80	34.84	32.68	31.27	38.38	29.23	52.06	116.49	89.32	49.89	70.29	65.56
Forecasted(GW)	59.4	57.8	57.0	56.5	56.6	57.0	57.9	58.8	60.1	61.5	62.1	61.9	61.2	60.4	59.5	59.0	59.1	60.7	64.0	67.9	68.0	66.6	64.1	61.7
(RT) - (DA Load)	4.20	3.90	3.89	3.63	3.11	2.95	3.68	3.97	3.80	3.21	3.22	2.91	3.23	3.58	3.15	2.94	2.57	2.37	1.62	4.66	5.16	4.71	3.78	3.60



# MISO Hub Report

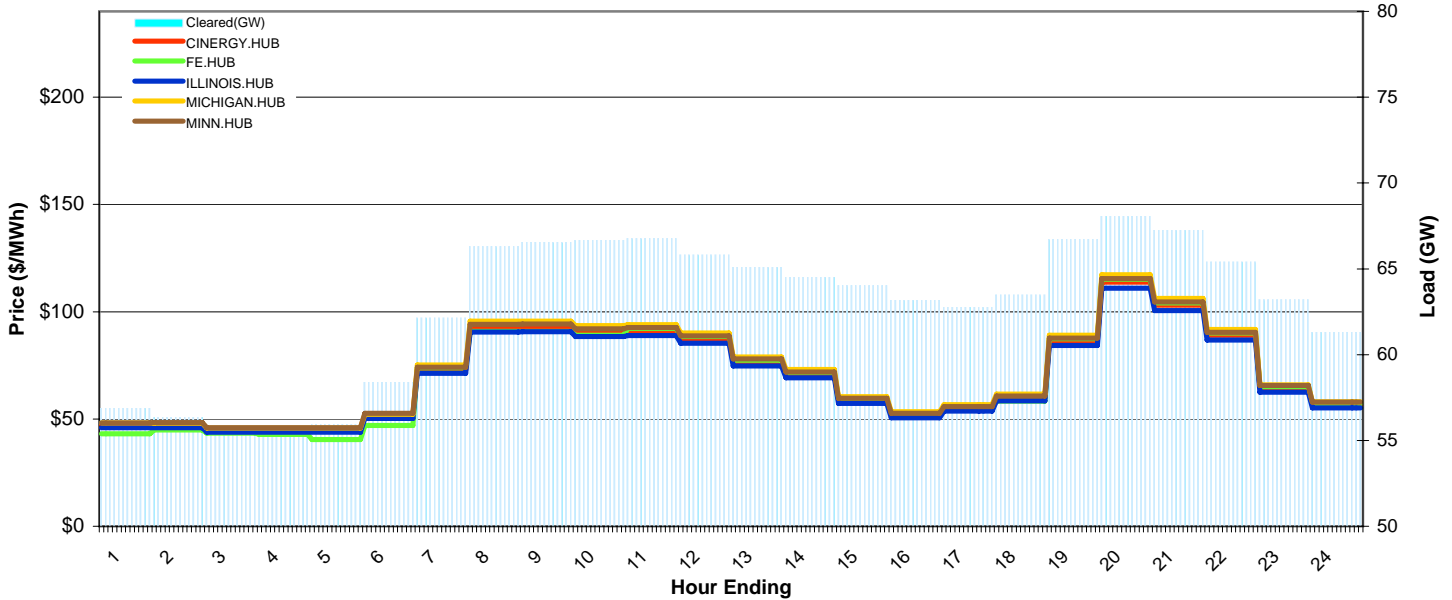
Delivery Day: Monday, March 5, 2007

Price Color Codes:



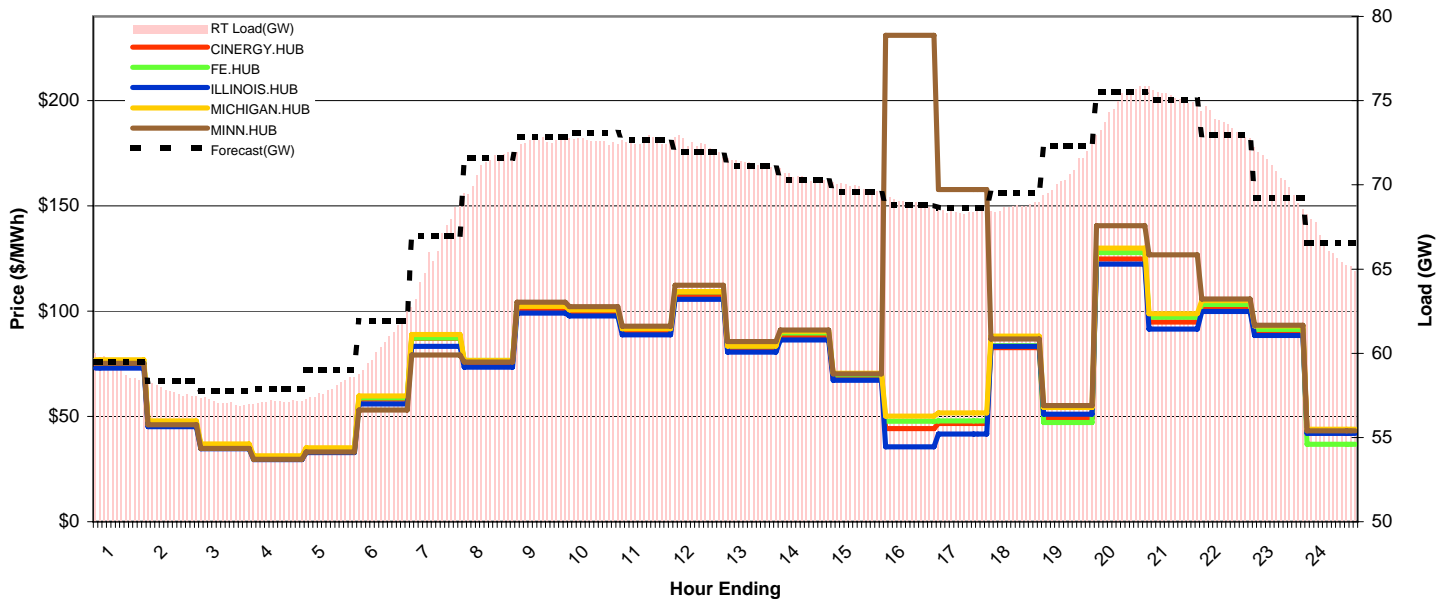
## Day-Ahead Prices and Cleared Load

	HE1	HE2	HE3	HE4	HE5	HE6	HE7	HE8	HE9	HE10	HE11	HE12	HE13	HE14	HE15	HE16	HE17	HE18	HE19	HE20	HE21	HE22	HE23	HE24
CINERGY.HUB	47.36	47.46	45.17	45.18	45.20	51.81	73.01	92.80	92.90	90.73	91.21	87.46	76.62	70.89	58.72	51.92	55.04	59.87	86.43	113.81	103.03	89.04	64.55	56.90
FE.HUB	43.05	44.91	43.46	42.78	40.48	47.00	73.83	90.84	90.91	89.08	92.15	88.44	77.47	71.67	59.36	52.43	55.62	58.32	87.38	115.08	104.18	90.04	64.99	57.29
ILLINOIS.HUB	45.92	46.00	43.78	43.78	43.80	50.20	71.23	90.55	90.62	88.49	88.95	85.29	74.71	69.15	57.28	50.59	53.66	58.40	84.31	111.01	100.49	86.86	62.55	55.14
MICHIGAN.HUB	48.20	48.10	45.84	45.75	45.72	52.16	75.20	95.59	95.68	93.45	93.95	90.13	78.95	73.02	60.48	53.42	56.67	61.66	89.03	117.26	106.16	91.74	65.89	58.08
MINN.HUB	48.17	48.26	45.93	45.94	45.95	52.66	74.09	94.16	94.27	92.08	92.56	88.77	78.01	71.95	59.59	52.64	55.84	60.76	87.71	115.50	104.56	90.36	65.65	57.87
Cleared(GW)	56.9	56.4	55.4	55.4	55.9	58.4	62.1	66.3	66.5	66.6	66.8	65.8	65.1	64.5	64.0	63.2	62.8	63.5	66.7	68.1	67.3	65.4	63.2	61.3



## Preliminary Real-Time Prices with Forecasted and Actual System Load

	HE1	HE2	HE3	HE4	HE5	HE6	HE7	HE8	HE9	HE10	HE11	HE12	HE13	HE14	HE15	HE16	HE17	HE18	HE19	HE20	HE21	HE22	HE23	HE24
CINERGY.HUB	75.10	46.56	35.82	30.41	34.05	58.14	87.12	75.63	101.21	99.52	90.28	107.12	81.66	87.71	68.13	44.22	46.62	82.72	49.16	124.75	94.89	101.10	89.54	42.61
FE.HUB	75.69	46.89	36.10	30.72	34.42	58.79	87.28	76.68	102.94	101.08	91.86	109.17	83.47	89.68	69.73	47.66	47.95	83.63	47.19	127.79	97.17	103.25	91.28	36.83
ILLINOIS.HUB	72.95	45.07	34.72	29.44	32.87	55.88	83.36	73.44	99.03	97.75	88.83	105.60	80.55	86.40	67.21	35.51	41.66	83.26	51.12	122.39	91.43	99.83	88.45	41.89
MICHIGAN.HUB	76.89	47.90	36.97	31.38	35.12	59.77	88.99	76.59	102.34	100.56	91.66	109.21	83.43	90.44	70.51	50.22	51.63	88.22	54.26	130.01	98.78	105.03	92.95	43.99
MINN.HUB	75.26	46.03	34.86	29.60	33.19	52.99	79.24	75.78	104.29	102.17	92.88	112.40	85.62	91.02	70.21	231.10	157.83	86.82	55.11	140.58	126.72	105.80	93.31	43.11
Forecasted(GW)	59.5	58.3	57.8	57.9	59.0	61.9	67.0	71.6	72.8	73.1	72.6	72.0	71.1	70.3	69.6	68.8	68.6	69.5	72.3	75.5	75.0	72.9	69.2	66.6
(RT) - (DA Load)	2.21	1.42	1.64	1.71	1.98	2.14	3.95	4.74	6.01	5.98	5.81	6.56	6.18	5.94	5.86	5.81	5.64	5.22	3.99	6.73	8.00	8.21	7.37	5.04



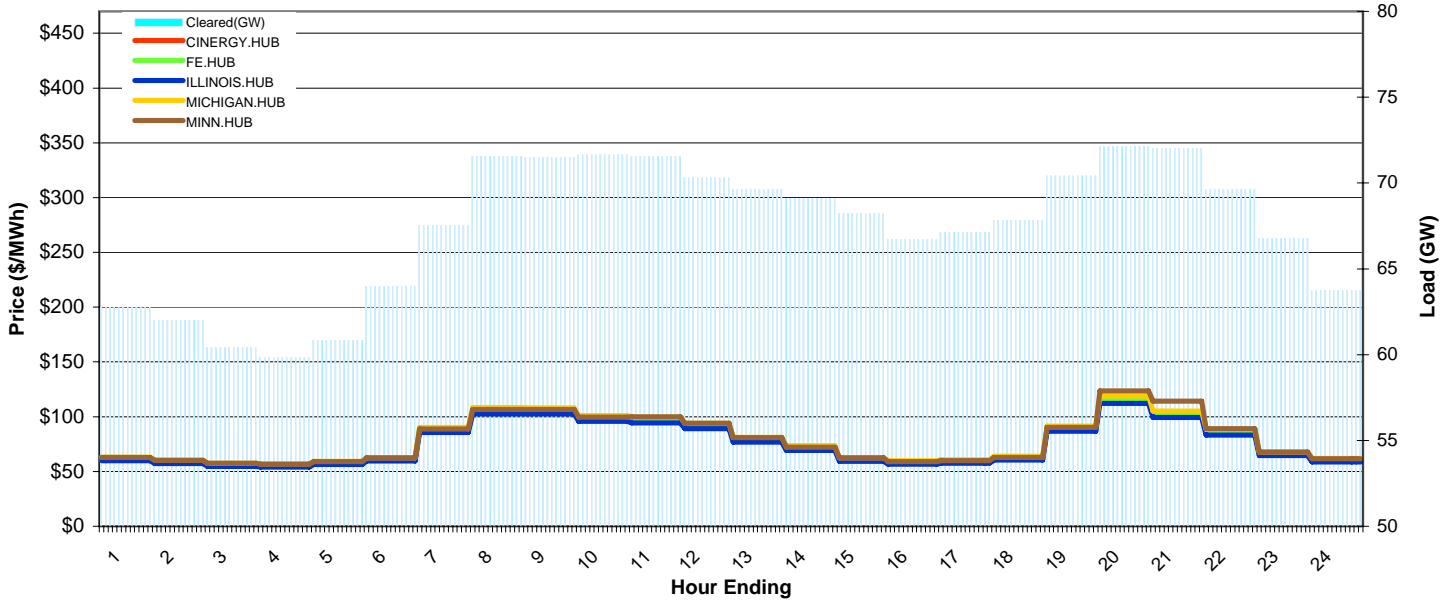
# MISO Hub Report

Delivery Day: Tuesday, March 6, 2007

Price Color Codes: ≤0 >=100 >=200

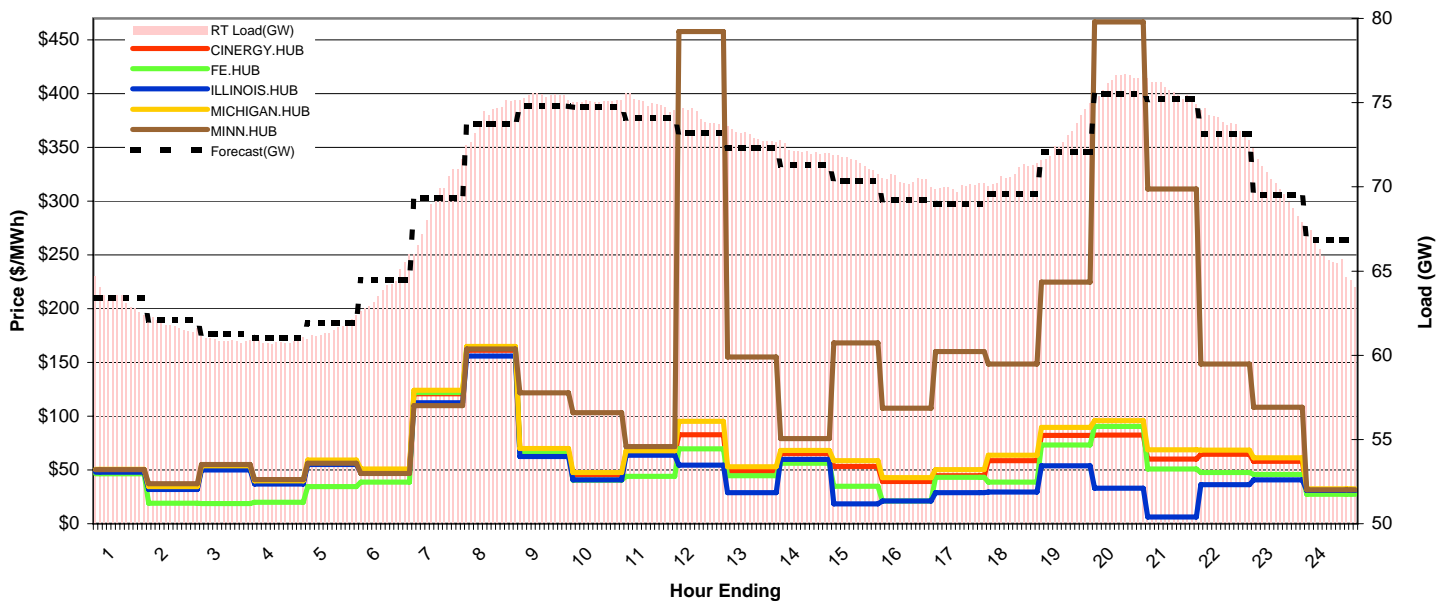
## Day-Ahead Prices and Cleared Load

	HE1	HE2	HE3	HE4	HE5	HE6	HE7	HE8	HE9	HE10	HE11	HE12	HE13	HE14	HE15	HE16	HE17	HE18	HE19	HE20	HE21	HE22	HE23	HE24
CINERGY.HUB	61.79	59.14	56.43	55.84	58.08	61.36	87.65	105.12	105.00	98.26	96.73	91.20	78.75	70.96	60.72	57.99	58.93	62.00	88.83	115.00	102.00	85.21	66.51	60.65
FE.HUB	59.76	59.54	56.82	56.22	58.48	61.78	88.63	106.30	106.18	99.37	97.81	92.23	79.63	71.76	61.40	58.65	59.59	62.70	89.83	116.29	103.15	86.17	66.97	61.06
ILLINOIS.HUB	59.89	57.31	54.69	54.11	56.29	59.46	85.51	102.56	102.44	95.87	94.37	88.97	76.83	69.23	59.23	56.58	57.49	60.49	86.67	112.18	99.42	83.13	64.46	58.77
MICHIGAN.HUB	63.07	60.37	57.60	57.00	59.29	62.63	90.28	108.27	108.15	101.21	99.64	94.13	81.26	73.48	62.54	59.74	60.70	63.86	91.50	118.92	105.27	88.48	67.90	61.91
MINN.HUB	62.84	60.15	57.40	56.80	59.08	62.41	88.94	106.67	106.55	99.71	99.79	93.94	80.97	72.01	62.49	58.86	59.79	62.91	90.14	123.58	114.14	88.97	67.65	61.69
Cleared(GW)	62.7	62.0	60.4	59.9	60.8	64.0	67.6	71.6	71.5	71.6	71.5	70.3	69.6	69.1	68.2	66.7	67.1	67.8	70.4	72.1	72.0	69.6	66.8	63.7



## Preliminary Real-Time Prices with Forecasted and Actual System Load

	HE1	HE2	HE3	HE4	HE5	HE6	HE7	HE8	HE9	HE10	HE11	HE12	HE13	HE14	HE15	HE16	HE17	HE18	HE19	HE20	HE21	HE22	HE23	HE24
CINERGY.HUB	49.01	33.03	51.62	38.16	57.00	49.35	120.99	161.29	67.28	45.59	65.51	82.62	48.94	65.17	53.23	39.15	44.73	58.76	82.07	82.58	60.16	64.47	58.10	31.45
FE.HUB	46.41	19.12	18.63	20.05	34.42	38.57	122.15	164.32	65.43	40.54	43.97	69.77	44.55	56.13	34.69	21.24	43.03	38.73	73.16	90.63	50.77	47.64	45.90	27.27
ILLINOIS.HUB	48.01	31.84	50.06	36.85	55.18	47.47	112.47	156.03	62.48	40.81	63.78	54.37	28.88	59.71	18.55	21.25	28.93	29.33	53.86	32.99	6.29	36.45	40.78	30.89
MICHIGAN.HUB	50.58	34.54	53.89	39.90	59.16	50.88	124.01	164.93	69.91	47.53	67.88	95.33	52.91	68.21	58.61	42.89	50.22	63.73	89.55	95.77	68.83	68.43	61.38	32.50
MINN.HUB	50.17	37.23	54.96	41.17	56.39	46.60	109.88	162.46	121.68	103.19	71.74	457.78	155.11	79.16	168.03	107.45	160.16	148.50	224.80	466.76	311.25	148.62	108.38	31.42
Forecasted(GW)	63.4	62.1	61.2	61.0	61.9	64.5	69.3	73.7	74.8	74.7	74.1	73.2	72.3	71.3	70.4	69.2	69.0	69.6	72.1	75.5	75.2	73.1	69.5	66.8
(RT) - (DA Load)	0.56	-0.22	0.49	0.94	0.69	0.04	1.65	2.59	3.93	3.44	3.45	3.85	3.38	3.04	3.21	3.70	2.90	2.92	2.63	4.12	3.67	4.19	3.24	2.08



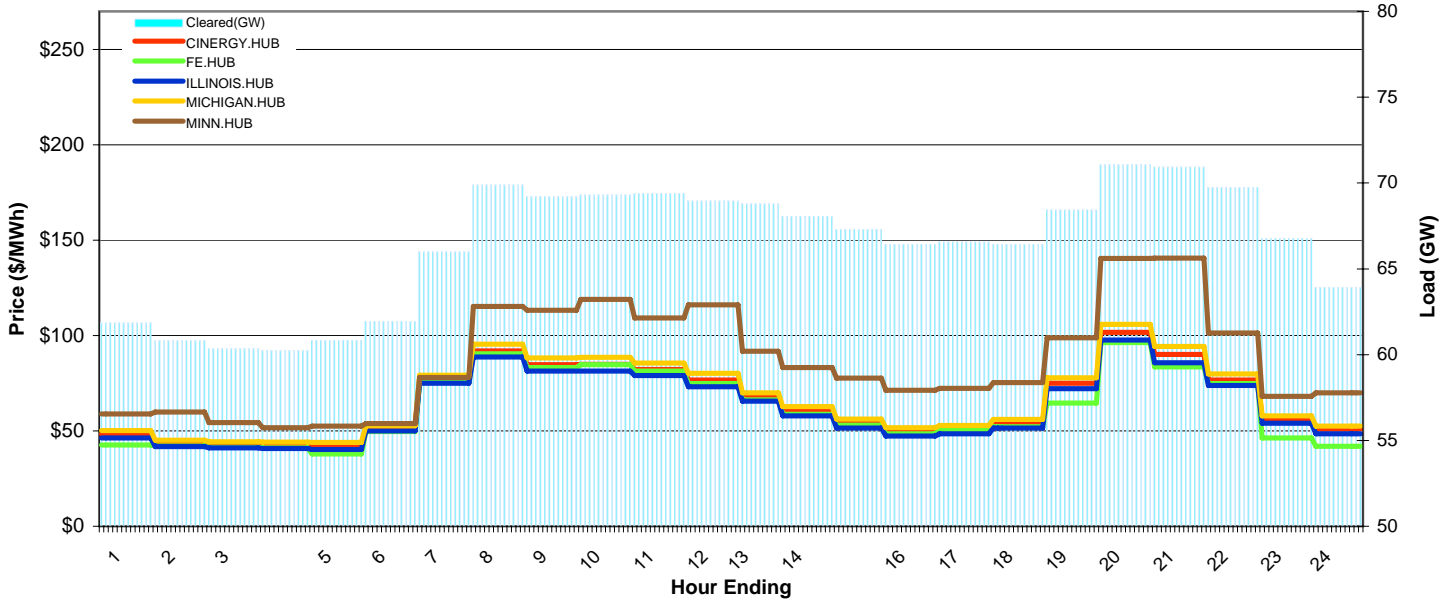
# MISO Hub Report

Delivery Day: Wednesday, March 7, 2007

Price Color Codes: ≤0 ≥100 ≥200

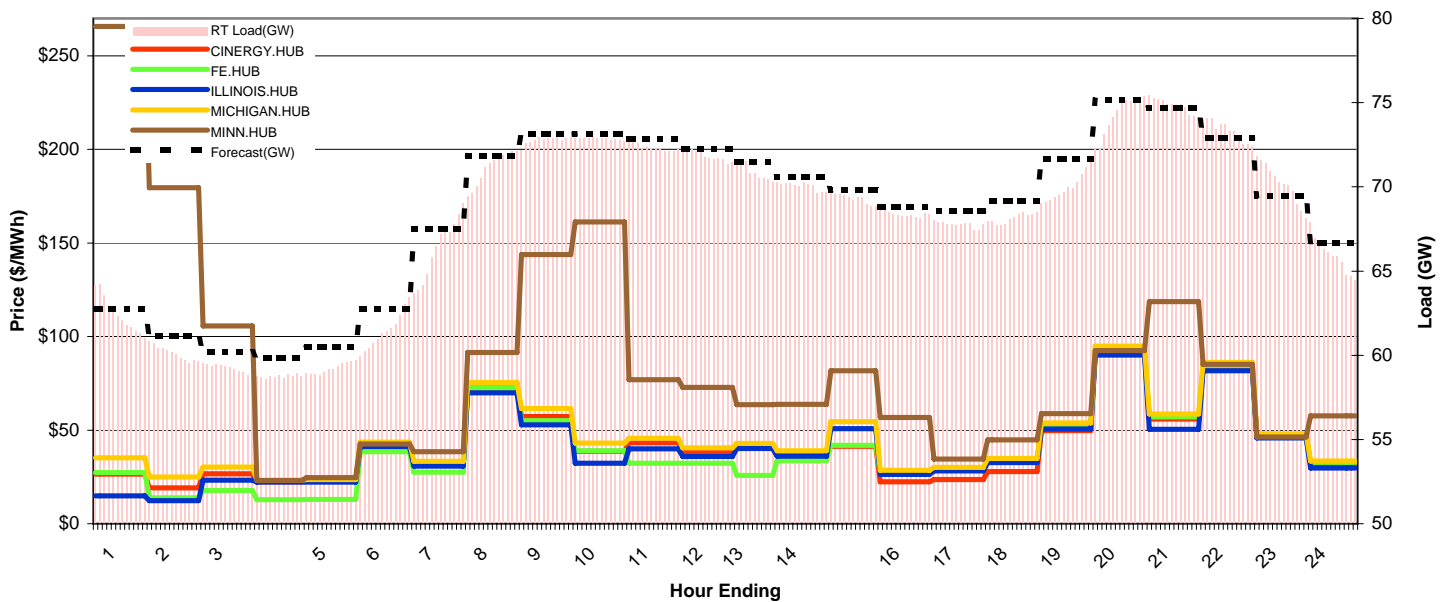
## Day-Ahead Prices and Cleared Load

	HE1	HE2	HE3	HE4	HE5	HE6	HE7	HE8	HE9	HE10	HE11	HE12	HE13	HE14	HE15	HE16	HE17	HE18	HE19	HE20	HE21	HE22	HE23	HE24
CINERGY.HUB	48.35	43.83	42.90	42.48	42.10	51.67	76.93	91.98	84.70	84.92	82.30	76.68	67.75	60.22	53.81	49.47	50.63	53.75	74.99	101.70	90.15	76.76	56.32	50.98
FE.HUB	42.63	42.06	41.48	41.15	37.96	49.68	75.29	90.48	83.17	84.76	81.31	74.91	66.33	58.74	53.00	48.53	50.69	52.16	64.68	96.28	83.50	74.91	46.31	41.87
ILLINOIS.HUB	46.38	41.80	41.08	40.74	40.28	50.02	75.07	88.79	81.44	81.43	79.12	73.11	65.54	57.82	51.52	47.37	48.50	51.56	72.22	97.63	85.82	73.85	54.06	48.56
MICHIGAN.HUB	50.15	45.17	44.28	44.06	44.03	52.77	79.23	95.46	88.24	88.65	85.60	80.22	70.00	62.79	56.15	51.63	52.80	56.13	77.92	105.87	94.37	79.80	57.83	52.58
MINN.HUB	58.97	59.84	54.32	51.63	52.48	53.84	78.06	115.30	113.23	118.98	109.17	116.09	91.81	83.23	77.72	71.27	72.37	75.42	98.79	140.41	140.56	101.32	68.19	69.96
Cleared(GW)	61.9	60.8	60.3	60.2	60.8	61.9	66.0	69.9	69.2	69.3	69.4	69.0	68.8	68.1	67.3	66.4	66.6	66.4	68.4	71.1	70.9	69.8	66.8	63.9



## Preliminary Real-Time Prices with Forecasted and Actual System Load

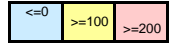
	HE1	HE2	HE3	HE4	HE5	HE6	HE7	HE8	HE9	HE10	HE11	HE12	HE13	HE14	HE15	HE16	HE17	HE18	HE19	HE20	HE21	HE22	HE23	HE24
CINERGY.HUB	26.46	19.10	26.69	22.45	22.65	42.09	31.91	72.42	57.25	38.62	43.22	38.34	40.40	36.37	41.35	22.43	23.65	27.89	49.84	90.58	55.85	82.63	46.22	32.11
FE.HUB	27.35	13.79	17.77	12.91	12.96	38.43	27.48	72.56	54.98	38.91	32.37	32.32	25.75	33.61	41.91	27.14	28.92	33.62	52.18	92.43	57.12	84.32	47.09	32.78
ILLINOIS.HUB	14.86	12.37	23.31	22.19	22.20	41.26	30.86	69.89	52.79	32.24	39.98	35.98	40.16	36.15	50.75	26.31	28.15	32.69	60.67	90.12	50.46	81.72	45.87	29.68
MICHIGAN.HUB	35.28	25.05	30.27	23.32	23.63	43.66	33.34	75.34	61.59	43.03	45.65	40.59	42.89	38.99	54.58	28.54	30.17	34.86	53.79	94.94	58.62	86.12	48.01	33.45
MINN.HUB	265.71	179.60	105.65	23.03	24.65	42.60	38.48	91.53	143.79	161.28	76.91	72.92	63.59	63.85	81.78	56.85	34.47	44.75	58.86	92.57	118.60	85.24	46.33	57.67
Forecasted(GW)	62.7	61.1	60.2	59.9	60.5	62.8	67.5	71.8	73.1	73.1	72.8	72.3	71.5	70.6	69.8	68.8	68.6	69.1	71.7	75.1	74.7	72.9	69.5	66.6
(RT) - (DA Load)	0.57	-0.70	-1.12	-1.48	-1.63	-0.48	0.33	1.24	3.58	3.54	2.94	2.89	2.11	1.98	1.96	1.93	1.19	1.69	1.52	3.18	3.86	3.59	3.41	2.02



# MISO Hub Report

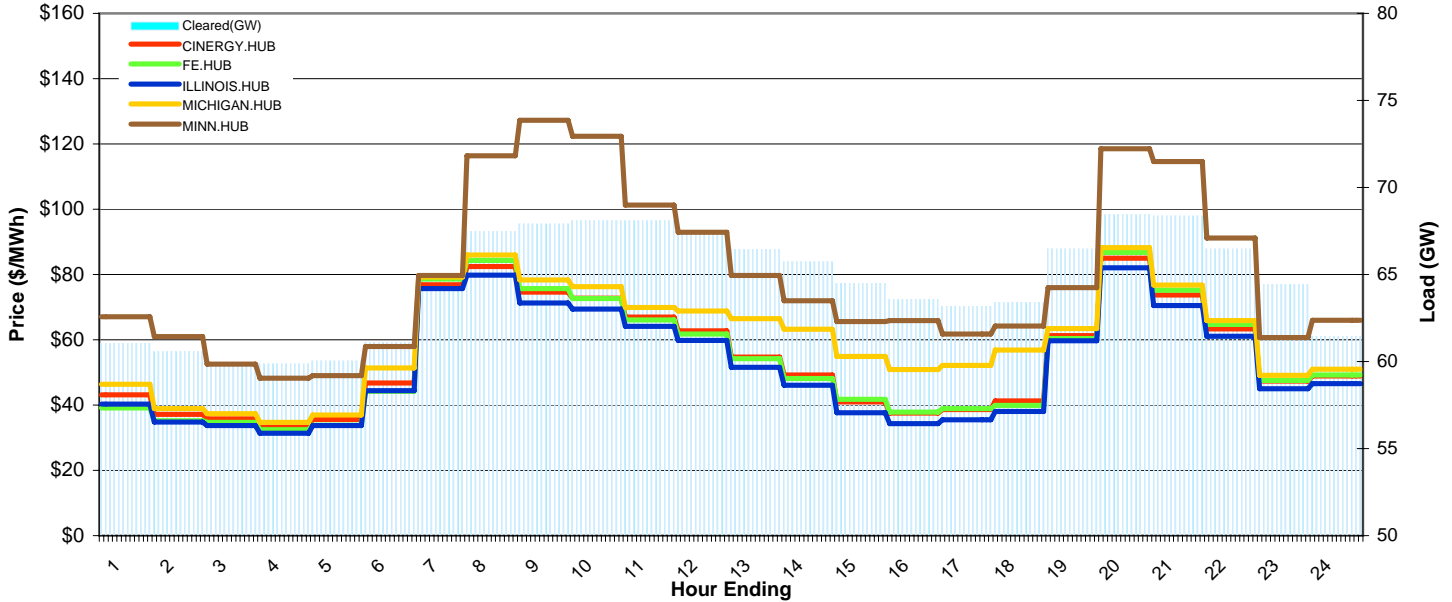
Delivery Day: Thursday, March 8, 2007

Price Color Codes:



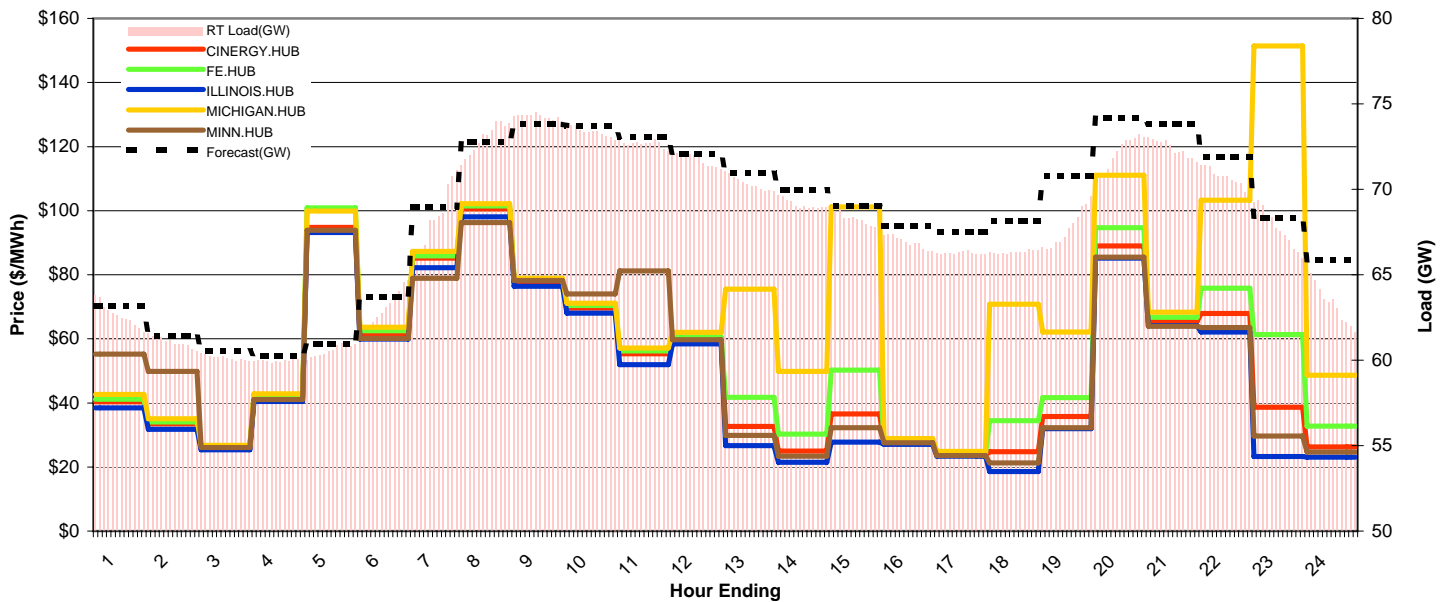
## Day-Ahead Prices and Cleared Load

	HE1	HE2	HE3	HE4	HE5	HE6	HE7	HE8	HE9	HE10	HE11	HE12	HE13	HE14	HE15	HE16	HE17	HE18	HE19	HE20	HE21	HE22	HE23	HE24
CINERGY.HUB	43.15	37.20	35.77	33.23	35.61	46.80	76.91	82.49	74.63	72.72	66.92	62.74	54.70	49.22	40.96	37.58	38.67	41.25	61.29	85.00	73.70	63.34	47.38	48.94
FE.HUB	39.09	35.17	34.74	32.49	33.82	44.25	78.63	84.30	75.65	72.62	66.04	61.75	54.21	48.14	41.76	37.83	38.95	39.90	60.35	86.80	75.24	64.68	47.54	49.20
ILLINOIS.HUB	40.28	34.84	33.73	31.34	33.76	44.40	75.71	79.76	71.28	69.37	64.15	59.84	51.60	46.04	37.68	34.28	35.53	38.00	59.75	82.02	70.52	61.05	45.03	46.59
MICHIGAN.HUB	46.36	38.91	37.33	34.72	36.99	51.41	79.26	85.94	78.34	76.31	69.87	68.82	66.43	63.23	54.88	50.87	52.12	56.83	63.48	88.21	76.77	65.86	49.07	51.02
MINN.HUB	67.04	61.00	52.57	48.28	48.99	57.95	79.72	116.40	127.24	122.37	101.27	92.90	79.72	71.92	65.62	65.89	61.81	64.17	76.00	118.54	114.61	91.13	60.66	65.99
Cleared(GW)	61.1	60.6	60.0	59.9	60.0	61.1	65.0	67.5	67.9	68.1	68.1	67.3	66.4	65.7	64.5	63.6	63.2	63.4	66.5	68.4	68.4	66.5	64.5	61.5



## Preliminary Real-Time Prices with Forecasted and Actual System Load

	HE1	HE2	HE3	HE4	HE5	HE6	HE7	HE8	HE9	HE10	HE11	HE12	HE13	HE14	HE15	HE16	HE17	HE18	HE19	HE20	HE21	HE22	HE23	HE24
CINERGY.HUB	40.39	33.48	25.89	41.39	94.79	61.65	85.15	100.60	77.82	69.65	55.36	59.60	32.70	24.93	36.52	27.54	23.78	24.78	35.75	89.02	65.38	67.91	38.63	26.25
FE.HUB	41.19	34.09	26.32	42.08	100.86	62.49	85.90	101.44	78.61	70.44	56.22	60.57	41.72	30.26	50.25	28.05	24.17	34.48	41.68	94.72	66.68	75.76	61.33	32.77
ILLINOIS.HUB	38.47	31.76	25.34	40.46	93.16	59.94	82.24	98.03	76.39	68.02	51.93	58.42	26.69	21.44	27.81	27.11	23.35	18.57	31.99	85.16	64.13	62.16	23.28	23.12
MICHIGAN.HUB	42.67	35.08	26.81	42.89	99.90	63.62	87.34	102.13	78.87	71.07	57.15	62.06	75.49	49.81	101.20	28.82	24.85	70.80	62.13	111.10	68.33	103.24	151.45	48.63
MINN.HUB	55.25	49.88	26.02	41.08	93.93	60.12	78.86	96.24	78.25	73.99	81.24	59.73	29.91	23.33	32.28	27.53	23.60	21.27	32.21	85.46	63.96	63.49	29.66	24.65
Forecasted(GW)	63.2	61.4	60.5	60.2	61.0	63.7	69.0	72.8	73.8	73.7	73.1	72.1	70.9	70.0	69.0	67.8	67.5	68.2	70.8	74.2	73.8	71.9	68.3	65.9
(RT) - (DA Load)	1.58	0.47	0.18	0.08	0.53	1.84	3.09	5.47	6.33	5.25	4.55	4.40	3.91	3.39	3.71	3.33	3.11	2.91	1.22	3.58	4.03	4.19	3.26	1.98

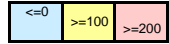




# MISO Hub Report

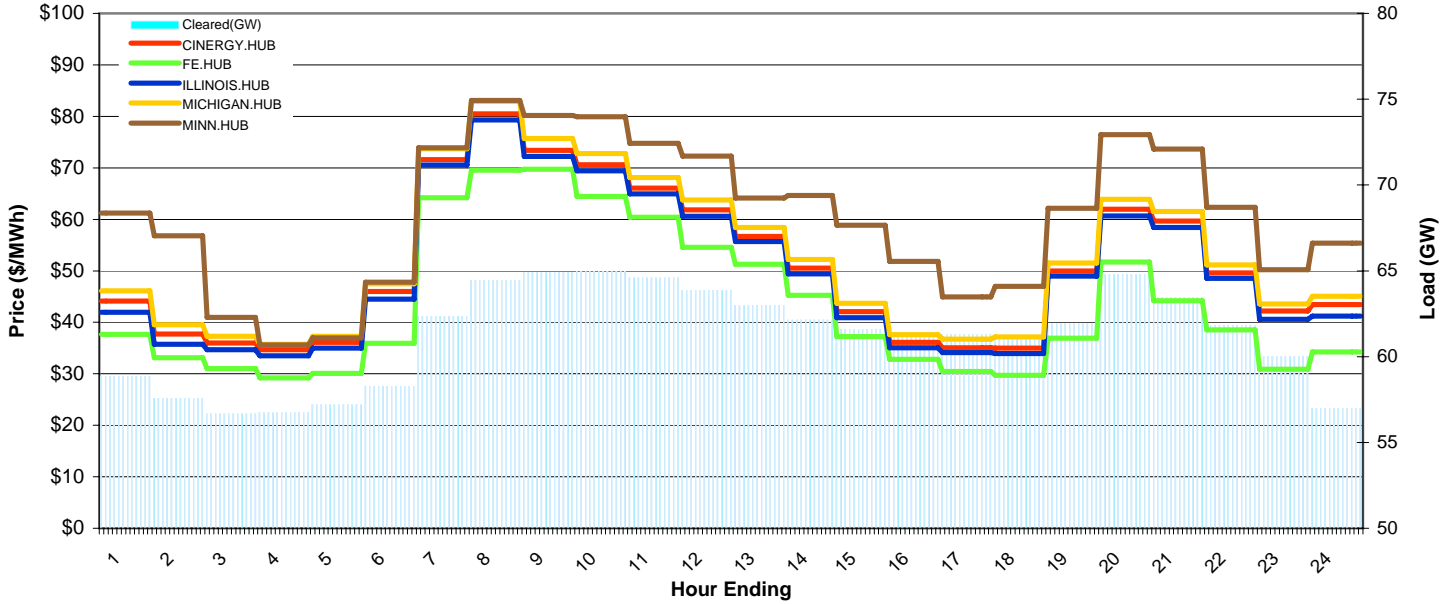
Delivery Day: Friday, March 9, 2007

Price Color Codes:



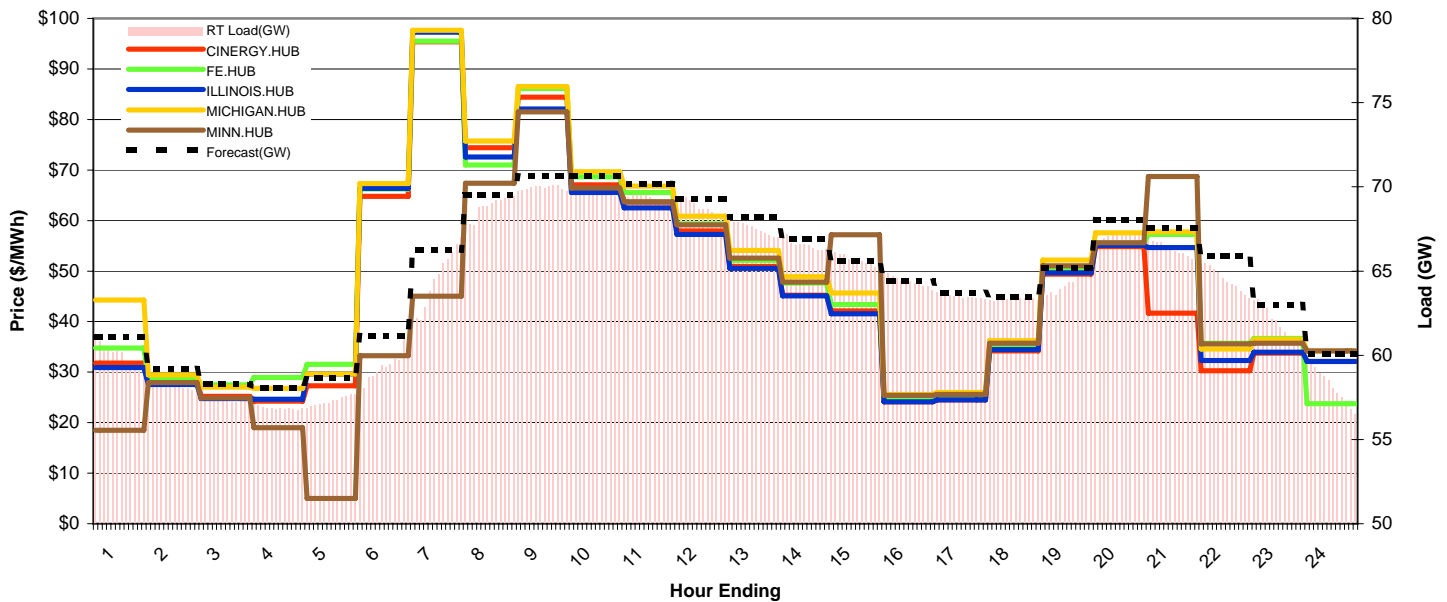
## Day-Ahead Prices and Cleared Load

	HE1	HE2	HE3	HE4	HE5	HE6	HE7	HE8	HE9	HE10	HE11	HE12	HE13	HE14	HE15	HE16	HE17	HE18	HE19	HE20	HE21	HE22	HE23	HE24
CINERGY.HUB	44.15	37.75	36.01	34.65	36.14	46.00	71.61	80.49	73.43	70.60	66.09	61.86	56.70	50.52	42.09	36.12	35.07	35.02	50.00	61.97	59.69	49.59	42.18	43.45
FE.HUB	37.64	33.13	31.00	29.19	30.06	35.90	64.19	69.53	69.73	64.43	60.41	54.58	51.29	45.27	37.21	32.82	30.43	29.70	36.94	51.73	44.17	38.53	30.90	34.25
ILLINOIS.HUB	41.96	35.72	34.65	33.51	34.97	44.48	70.54	79.29	72.24	69.45	64.97	60.58	55.67	49.39	40.92	35.03	34.14	33.95	48.97	60.67	58.44	48.51	40.56	41.18
MICHIGAN.HUB	46.09	39.51	37.29	35.76	37.30	47.48	73.74	82.88	75.69	72.75	68.10	63.75	58.43	52.19	43.68	37.57	36.76	37.15	51.52	63.88	61.51	51.13	43.54	45.08
MINN.HUB	61.24	56.79	40.95	35.62	36.96	47.81	73.91	83.07	80.16	79.95	74.76	72.26	64.11	64.65	58.85	51.81	44.92	46.97	62.16	76.43	73.65	62.35	50.21	55.37
Cleared(GW)	58.9	57.6	56.7	56.7	57.2	58.3	62.4	64.4	64.9	65.0	64.6	63.9	63.0	62.1	61.6	61.4	61.3	61.1	61.9	64.8	63.5	61.8	60.0	57.0



## Preliminary Real-Time Prices with Forecasted and Actual System Load

	HE1	HE2	HE3	HE4	HE5	HE6	HE7	HE8	HE9	HE10	HE11	HE12	HE13	HE14	HE15	HE16	HE17	HE18	HE19	HE20	HE21	HE22	HE23	HE24
CINERGY.HUB	31.82	28.18	25.23	24.28	27.31	64.78	95.39	74.44	84.43	67.04	63.65	57.92	50.94	45.25	42.14	24.12	24.50	34.22	49.43	54.84	41.70	30.26	33.78	32.11
FE.HUB	34.76	28.70	27.49	28.95	31.54	66.26	95.49	71.01	86.14	68.62	65.53	59.31	52.13	47.63	43.41	24.67	25.07	34.96	50.43	55.57	57.28	35.73	36.70	23.75
ILLINOIS.HUB	30.89	27.52	24.74	24.64	29.67	66.36	97.29	72.60	82.07	65.55	62.50	57.28	50.52	45.10	41.53	24.11	24.54	34.43	49.67	55.07	54.66	32.31	33.92	32.09
MICHIGAN.HUB	44.25	29.42	27.07	26.78	29.62	67.33	97.67	75.73	86.50	69.68	66.84	60.89	54.08	48.91	45.67	25.61	25.99	36.24	52.20	57.56	57.75	34.57	36.45	34.21
MINN.HUB	18.52	27.96	24.88	19.01	5.00	33.27	45.03	67.40	81.50	66.44	63.70	59.13	52.59	47.81	57.16	25.38	25.56	35.69	51.05	55.63	68.70	35.59	35.70	34.18
Forecasted(GW)	61.1	59.2	58.3	58.1	58.7	61.2	66.2	69.5	70.6	70.7	70.2	69.3	68.2	66.9	65.6	64.4	63.7	63.4	65.2	68.1	67.6	65.9	63.0	60.1
(RT) - (DA Load)	1.15	0.71	0.72	0.14	0.09	1.08	2.03	4.31	5.04	4.71	4.74	4.90	4.55	4.45	4.09	2.99	2.20	2.22	2.39	2.20	2.82	2.70	1.85	1.26



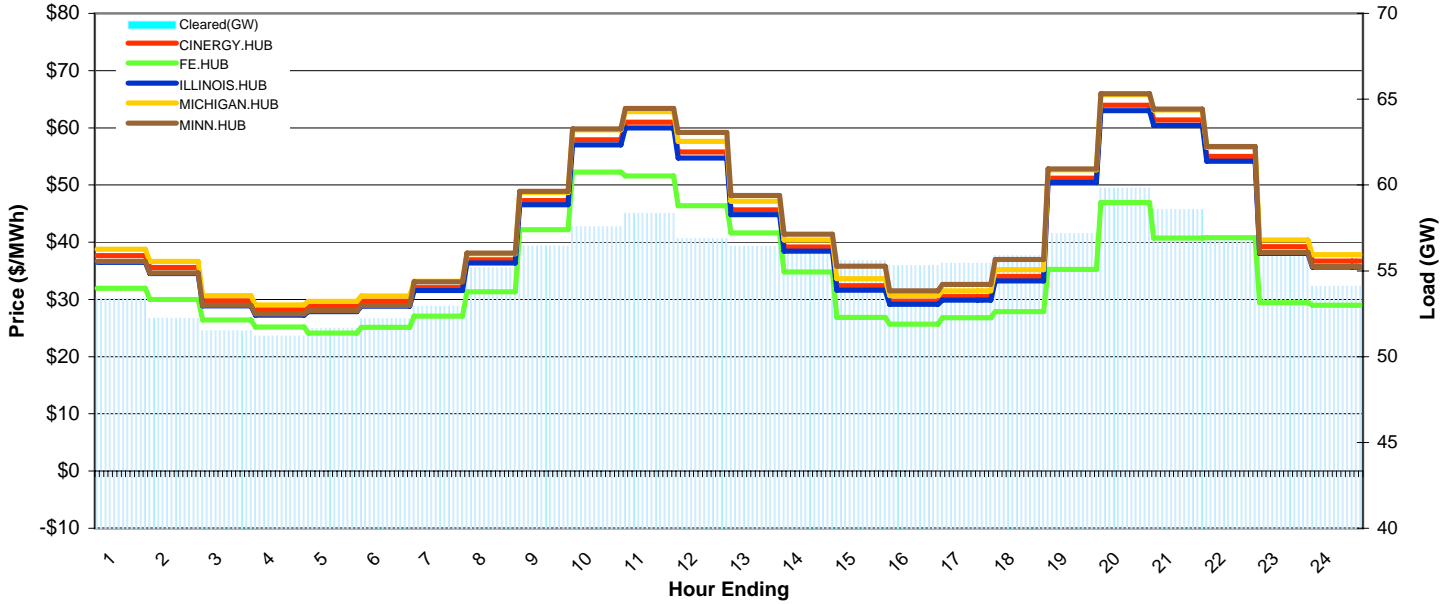
# MISO Hub Report

Delivery Day: Saturday, March 10, 2007

Price Color Codes: ≤0 >=100 >=200

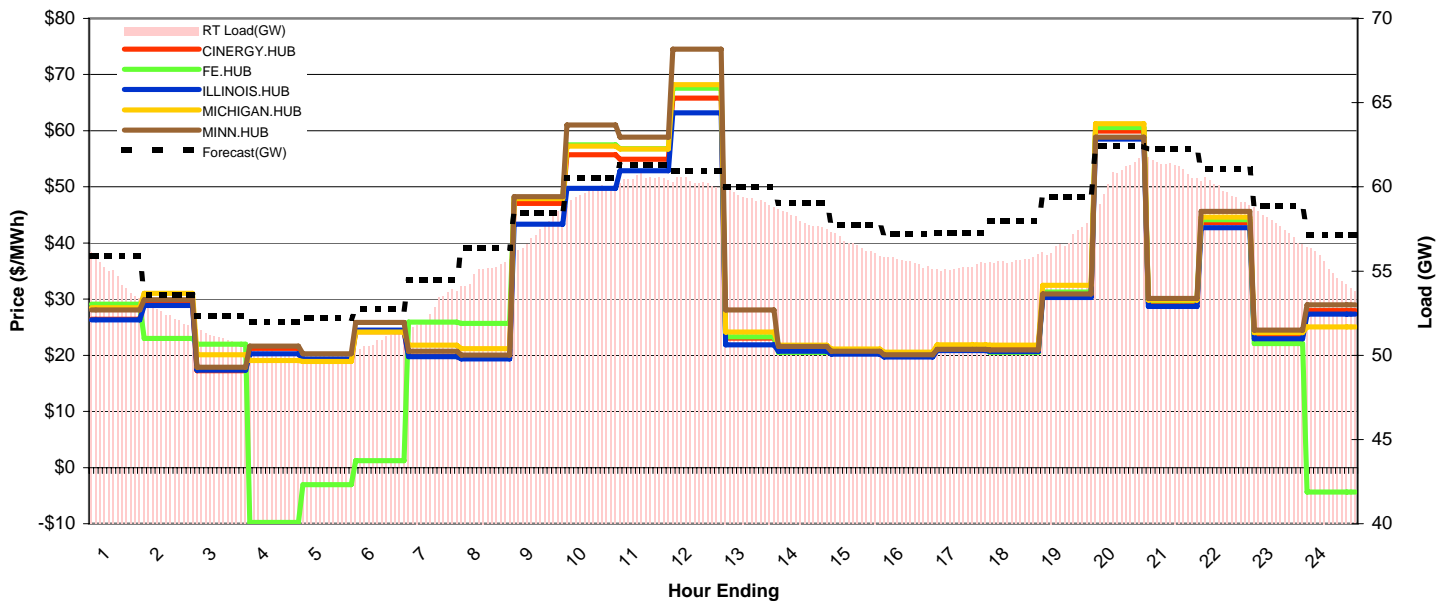
## Day-Ahead Prices and Cleared Load

	HE1	HE2	HE3	HE4	HE5	HE6	HE7	HE8	HE9	HE10	HE11	HE12	HE13	HE14	HE15	HE16	HE17	HE18	HE19	HE20	HE21	HE22	HE23	HE24
CINERGY.HUB	37.64	35.58	29.77	28.19	28.77	29.72	32.05	36.91	47.27	57.89	60.96	55.80	45.67	39.16	32.41	29.71	30.49	34.00	51.19	63.94	61.35	55.00	39.24	36.73
FE.HUB	31.95	29.99	26.40	25.19	24.13	25.12	27.08	31.35	42.19	52.26	51.58	46.40	41.63	34.78	26.86	25.70	26.81	27.86	35.24	46.93	40.72	40.79	29.42	29.01
ILLINOIS.HUB	36.49	34.50	28.85	27.28	27.89	28.82	31.57	36.36	46.54	57.01	59.98	54.74	44.83	38.42	31.60	29.14	29.87	33.23	50.44	62.99	60.45	54.18	38.06	35.62
MICHIGAN.HUB	38.79	36.66	30.68	29.05	29.64	30.62	33.18	38.00	48.68	59.62	62.81	57.61	47.14	40.42	33.61	30.68	31.51	35.20	52.67	65.80	63.13	56.61	40.42	37.84
MINN.HUB	36.65	34.65	28.99	27.45	28.01	28.94	33.08	38.09	48.90	59.82	63.37	59.17	48.18	41.42	35.79	31.53	32.60	36.98	52.79	65.95	63.27	56.74	38.22	35.77
Cleared(GW)	53.4	52.2	51.5	51.2	51.6	52.2	52.9	55.2	56.4	57.6	58.3	56.9	56.4	56.3	55.6	55.3	55.4	55.9	57.2	59.8	58.6	57.0	55.9	54.1



## Preliminary Real-Time Prices with Forecasted and Actual System Load

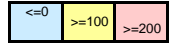
	HE1	HE2	HE3	HE4	HE5	HE6	HE7	HE8	HE9	HE10	HE11	HE12	HE13	HE14	HE15	HE16	HE17	HE18	HE19	HE20	HE21	HE22	HE23	HE24
CINERGY.HUB	26.41	29.36	17.25	21.22	19.02	24.21	19.80	19.45	47.07	55.70	54.90	65.81	23.06	21.20	20.65	20.16	21.39	21.17	30.76	59.92	29.27	43.63	23.46	27.94
FE.HUB	29.09	22.99	22.00	-9.80	-3.06	1.24	25.92	25.66	47.95	57.46	56.83	67.58	23.26	20.51	20.50	20.50	21.44	20.47	31.28	60.59	29.74	44.12	22.08	-4.37
ILLINOIS.HUB	26.32	28.86	17.36	20.28	19.38	24.47	19.73	19.38	43.36	49.76	52.87	63.19	21.88	20.73	20.19	19.69	20.86	20.68	30.31	58.50	28.69	42.73	22.96	27.33
MICHIGAN.HUB	28.50	31.04	20.07	19.06	18.87	24.14	21.82	21.20	47.89	57.27	56.74	68.20	24.13	21.78	21.10	20.56	21.84	21.78	32.44	61.26	29.82	44.62	24.04	25.05
MINN.HUB	28.05	29.88	17.90	21.63	20.28	25.88	20.72	20.05	48.27	61.04	58.88	74.52	28.08	21.57	20.72	20.08	21.09	20.94	30.90	58.85	30.15	45.65	24.46	29.00
Forecasted(GW)	55.9	53.6	52.4	52.0	52.2	52.7	54.5	56.4	58.4	60.5	61.3	60.9	60.0	59.0	57.8	57.2	57.3	58.0	59.4	62.4	62.2	61.0	58.9	57.1
(RT) - (DA Load)	1.29	0.15	-0.49	-0.97	-1.60	-1.32	-0.19	-0.21	0.87	2.10	2.17	3.37	2.89	1.73	0.98	0.21	-0.23	-0.27	-0.29	0.82	2.60	2.77	1.75	1.01



# MISO Hub Report

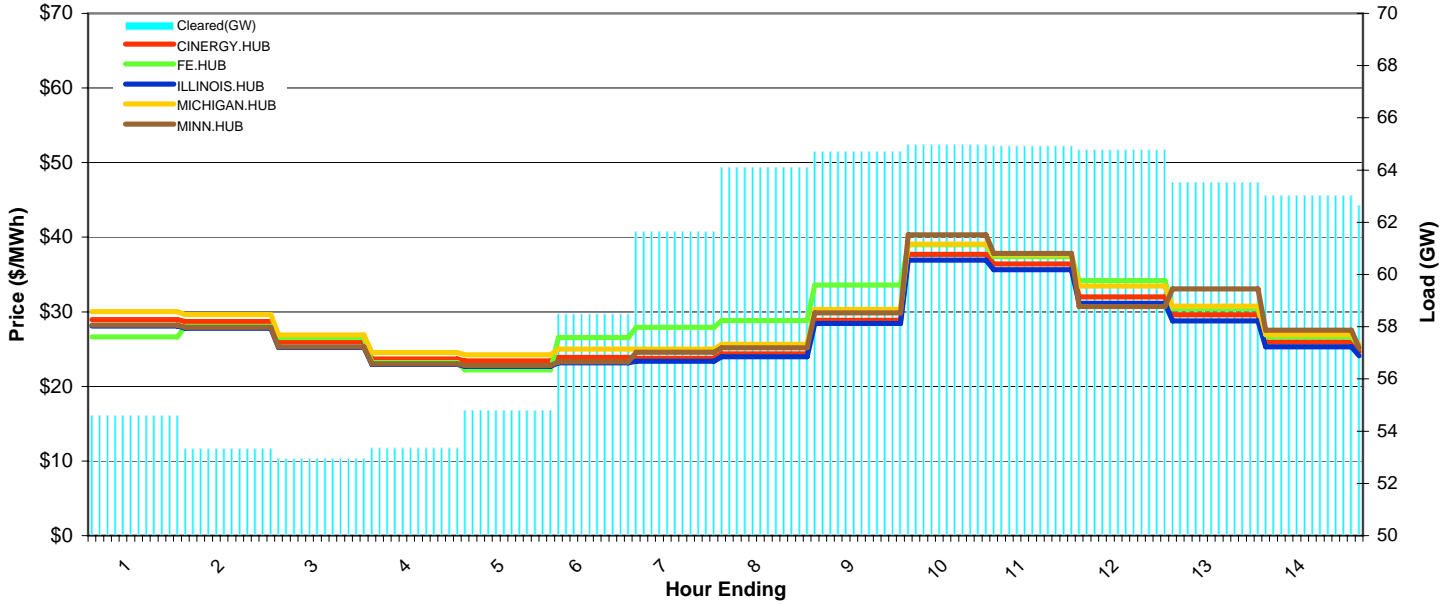
Delivery Day: Sunday, March 11, 2007

Price Color Codes:



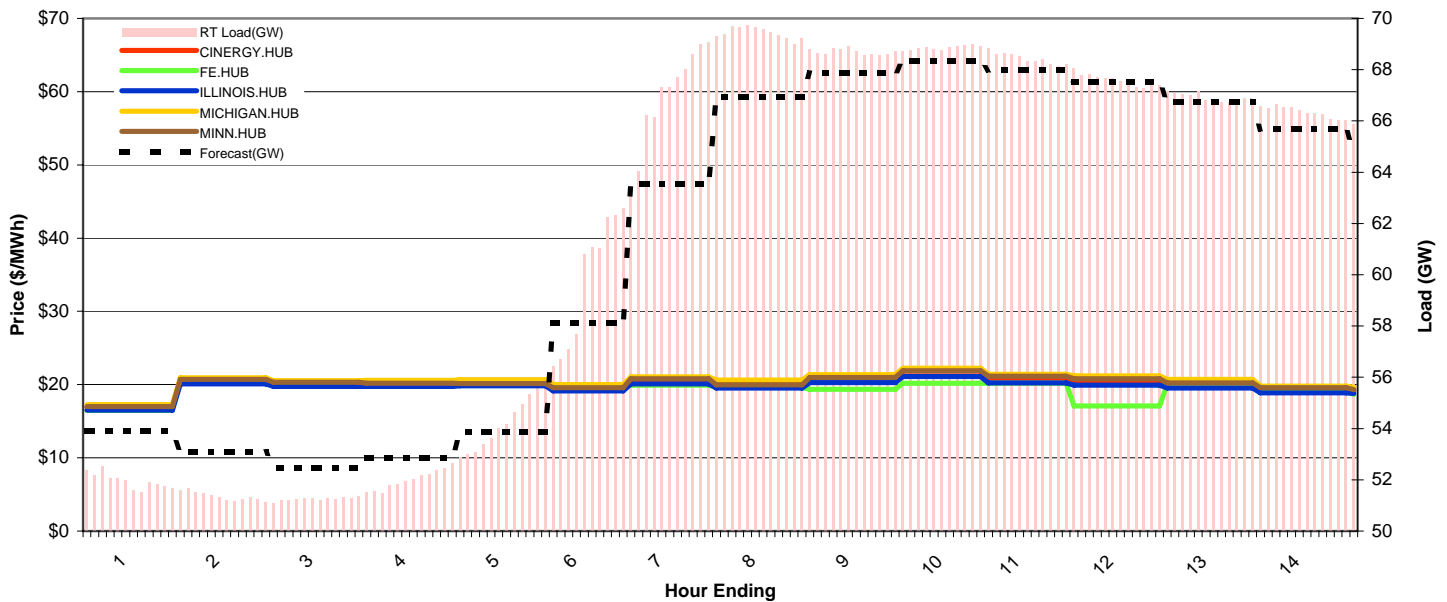
## Day-Ahead Prices and Cleared Load

	HE1	HE2	HE3	HE4	HE5	HE6	HE7	HE8	HE9	HE10	HE11	HE12	HE13	HE14	HE15	HE16	HE17	HE18	HE19	HE20	HE21	HE22	HE23	HE24
CINERGY.HUB	28.97	28.70	26.00	23.68	23.42	23.91	23.75	24.35	28.88	37.72	36.42	32.00	29.60	25.95	24.67	24.16	25.00	31.12	39.41	61.69	55.68	45.00	34.88	32.04
FE.HUB	26.63	28.07	26.55	23.19	22.23	26.57	27.93	28.82	33.59	39.01	37.40	34.19	30.40	26.62	25.46	24.75	26.52	33.35	44.98	63.11	56.96	46.00	35.16	32.66
ILLINOIS.HUB	28.09	27.81	25.20	22.95	22.70	23.17	23.39	23.98	28.45	36.95	35.64	31.12	28.79	25.30	24.11	23.59	24.33	30.42	37.59	60.55	54.70	44.31	33.61	31.00
MICHIGAN.HUB	30.02	29.64	26.91	24.54	24.23	25.01	24.99	25.64	30.33	39.06	37.68	33.44	30.76	26.92	25.57	25.04	26.09	32.45	41.51	63.70	57.45	46.35	36.10	33.12
MINN.HUB	28.21	27.94	25.31	23.05	22.80	23.28	24.56	25.18	29.86	40.32	37.81	30.73	33.06	27.54	25.13	24.63	25.18	33.78	40.80	57.08	58.17	46.47	35.11	31.49
Cleared(GW)	54.6	53.3	53.0	53.4	54.8	58.5	61.7	64.1	64.7	65.0	64.9	64.8	63.5	63.0	62.7	62.2	62.0	62.0	63.3	64.9	65.2	63.3	61.3	58.5



## Preliminary Real-Time Prices with Forecasted and Actual System Load

	HE1	HE2	HE3	HE4	HE5	HE6	HE7	HE8	HE9	HE10	HE11	HE12	HE13	HE14	HE15	HE16	HE17	HE18	HE19	HE20	HE21	HE22	HE23	HE24
CINERGY.HUB	16.89	20.56	20.21	20.22	20.32	19.71	20.69	20.26	21.01	21.83	20.89	20.50	20.05	19.35	19.24	18.71	19.13	19.06	32.33	61.62	23.88	29.38	15.51	18.35
FE.HUB	16.49	20.78	20.43	20.42	20.52	19.79	19.93	19.61	19.37	20.18	20.17	17.09	20.07	19.07	18.66	18.87	18.92	19.16	21.34	60.44	20.54	24.89	13.16	18.15
ILLINOIS.HUB	16.51	20.11	19.76	19.75	19.84	19.16	20.08	19.51	20.27	21.12	20.24	19.93	19.52	18.87	18.80	18.30	18.73	18.64	31.60	60.18	23.50	28.77	15.12	17.84
MICHIGAN.HUB	17.24	20.93	20.55	20.58	20.67	20.00	21.04	20.61	21.38	22.26	21.40	21.20	20.70	19.81	19.66	19.09	19.48	19.41	33.10	63.14	24.52	30.19	16.01	18.85
MINN.HUB	17.00	20.71	20.34	20.17	20.14	19.58	20.78	19.99	20.99	21.88	21.15	20.78	20.22	19.59	19.31	18.43	18.68	18.63	32.08	62.60	24.13	29.53	15.07	17.59
Forecasted(GW)	53.9	53.1	52.4	52.8	53.9	58.1	63.5	66.9	67.9	68.3	68.0	67.5	66.8	65.7	64.7	63.9	63.5	63.6	65.1	68.3	68.8	66.2	62.3	59.9
(RT) - (DA Load)	-2.65	-1.98	-1.71	-1.36	-0.59	1.29	5.31	5.31	3.98	3.87	3.51	2.81	3.36	3.31	3.21	#DIV/0!	#DIV/0!	#DIV/0!	#DIV/0!	#DIV/0!	#DIV/0!	#DIV/0!	#DIV/0!	#DIV/0!



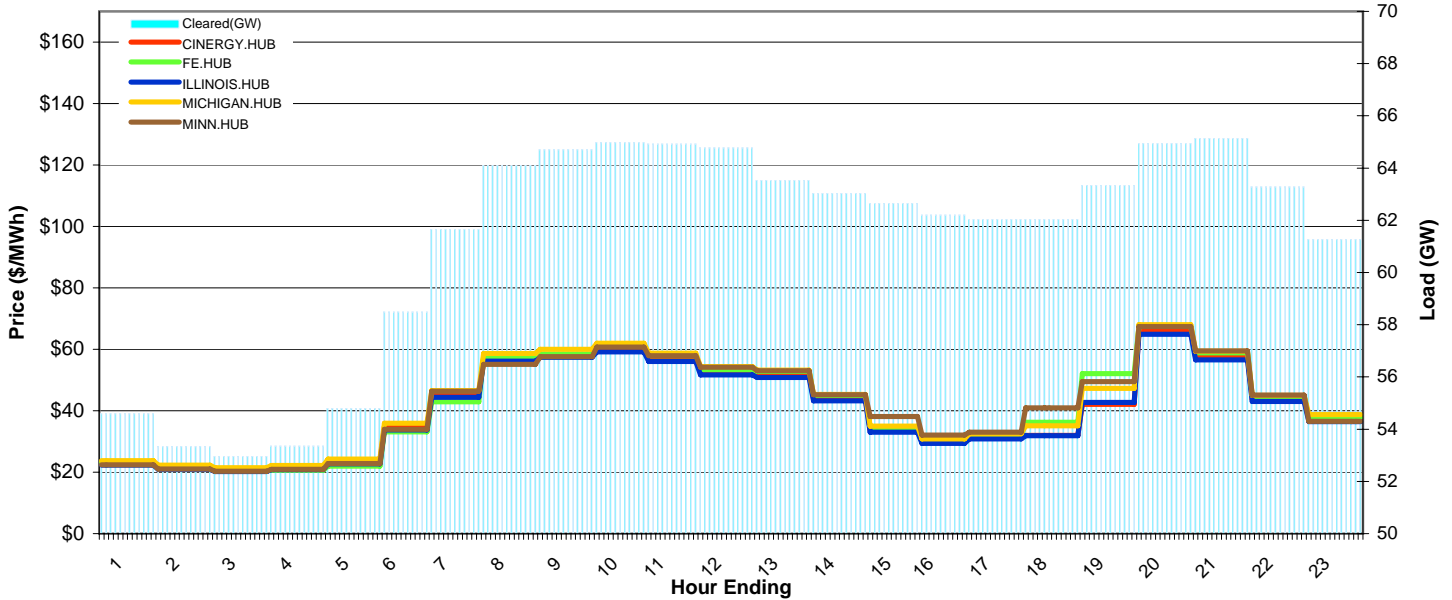
# MISO Hub Report

Delivery Day: Monday, March 12, 2007

Price Color Codes: ≤0 ≥100 ≥200

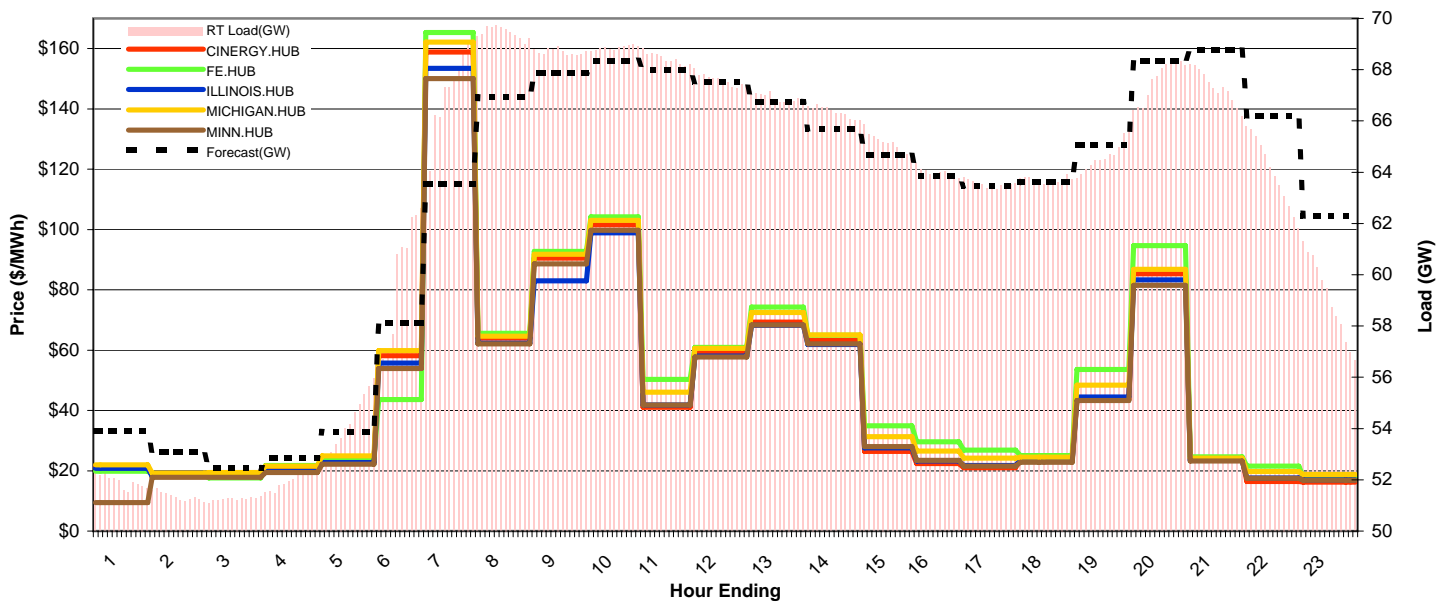
## Day-Ahead Prices and Cleared Load

	HE1	HE2	HE3	HE4	HE5	HE6	HE7	HE8	HE9	HE10	HE11	HE12	HE13	HE14	HE15	HE16	HE17	HE18	HE19	HE20	HE21	HE22	HE23	HE24
CINERGY.HUB	23.00	21.62	20.86	21.55	23.43	34.84	45.12	56.97	58.27	60.12	56.94	52.68	51.65	43.97	33.80	29.87	31.45	32.03	42.13	65.99	57.54	43.69	37.58	24.61
FE.HUB	23.16	21.76	21.00	20.58	22.02	33.13	42.90	57.55	58.48	61.44	57.92	53.34	52.81	44.97	34.57	30.54	32.16	36.21	52.08	67.48	58.86	44.66	37.83	24.74
ILLINOIS.HUB	22.29	20.95	20.21	20.88	22.71	33.77	44.33	56.11	57.39	59.21	56.02	51.71	50.85	43.26	33.04	29.36	30.88	31.88	42.66	64.93	56.58	43.03	36.42	23.49
MICHIGAN.HUB	23.72	22.28	21.50	22.21	24.28	35.91	46.56	58.68	60.02	61.94	58.70	54.41	53.22	45.34	34.98	30.82	32.47	35.10	47.27	68.03	59.36	45.01	38.75	25.64
MINN.HUB	22.39	21.04	20.30	20.98	22.81	33.92	46.38	55.08	57.61	60.71	57.93	54.12	53.05	45.24	38.16	32.05	33.02	40.95	49.47	67.44	59.50	45.11	36.58	26.05
Cleared(GW)	54.6	53.3	53.0	53.4	54.8	58.5	61.7	64.1	64.7	65.0	64.9	64.8	63.5	63.0	62.7	62.2	62.0	62.0	63.3	64.9	65.2	63.3	61.3	58.5



## Preliminary Real-Time Prices with Forecasted and Actual System Load

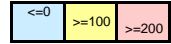
	HE1	HE2	HE3	HE4	HE5	HE6	HE7	HE8	HE9	HE10	HE11	HE12	HE13	HE14	HE15	HE16	HE17	HE18	HE19	HE20	HE21	HE22	HE23	HE24
CINERGY.HUB	21.47	18.60	18.85	20.35	22.95	58.17	158.89	64.02	90.51	101.58	41.03	59.47	69.25	63.29	26.46	22.34	20.99	23.77	43.71	85.28	23.88	16.48	16.27	16.10
FE.HUB	19.84	18.87	17.65	21.75	24.30	43.62	165.32	65.59	92.78	104.23	50.29	60.96	74.28	64.92	34.87	29.65	26.86	25.08	53.64	94.65	24.67	21.53	18.00	21.74
ILLINOIS.HUB	20.85	18.10	18.26	19.87	22.67	55.76	153.43	62.31	82.97	98.85	41.77	58.09	68.19	61.83	27.55	23.28	21.78	23.49	44.44	83.28	23.43	17.58	16.96	17.20
MICHIGAN.HUB	21.96	19.23	19.40	21.57	24.91	59.88	162.18	64.61	91.81	103.01	46.01	60.55	72.53	65.06	31.33	26.48	24.17	24.54	48.42	86.77	24.15	19.69	18.75	19.74
MINN.HUB	9.45	17.82	17.79	19.40	22.17	53.95	150.05	62.13	88.57	99.74	41.78	57.77	68.39	62.07	28.05	23.43	21.56	22.85	43.29	81.53	23.27	17.47	16.86	16.35
Forecasted(GW)	53.9	53.1	52.4	52.8	53.9	58.1	63.5	66.9	67.9	68.3	68.0	67.5	66.8	65.7	64.7	63.9	63.5	63.6	65.1	68.3	68.8	66.2	62.3	59.9
(RT) - (DA Load)	-2.65	-1.98	-1.71	-1.36	-0.59	1.29	5.31	5.31	3.98	3.87	3.51	2.81	3.36	3.31	2.47	1.77	1.49	1.64	1.26	2.65	2.18	0.71	-2.21	#DIV/0!



# MISO Hub Report

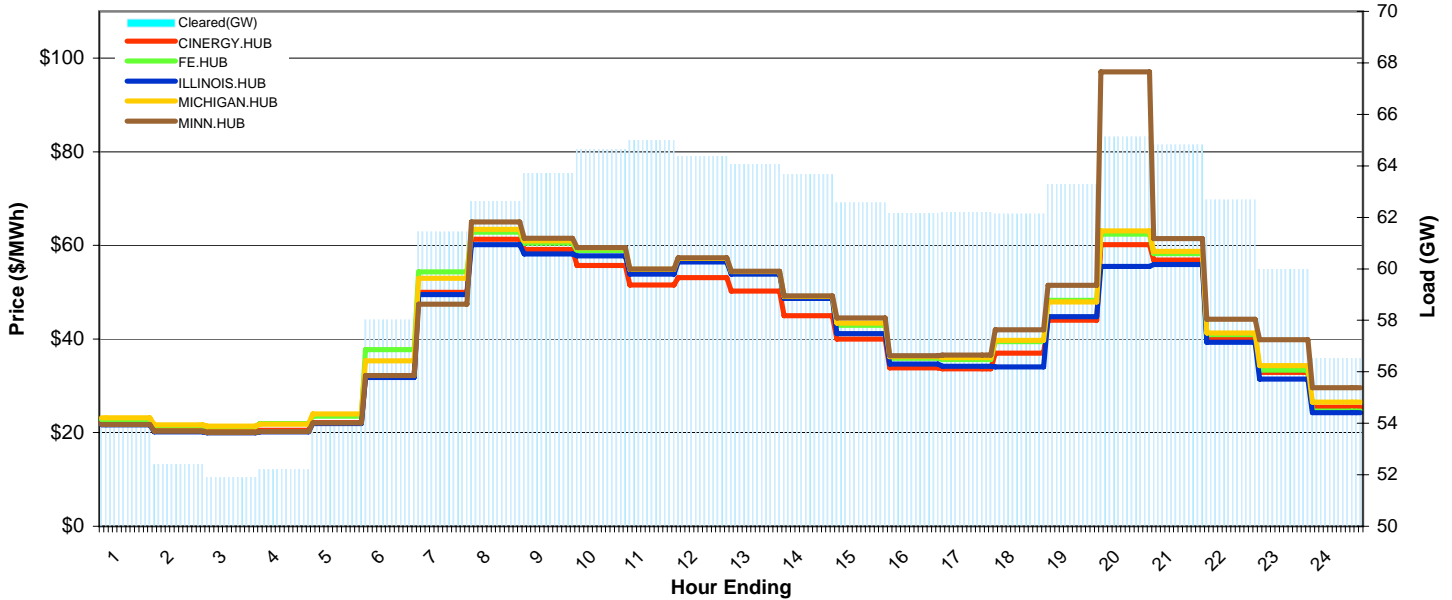
Delivery Day: Tuesday, March 13, 2007

Price Color Codes:



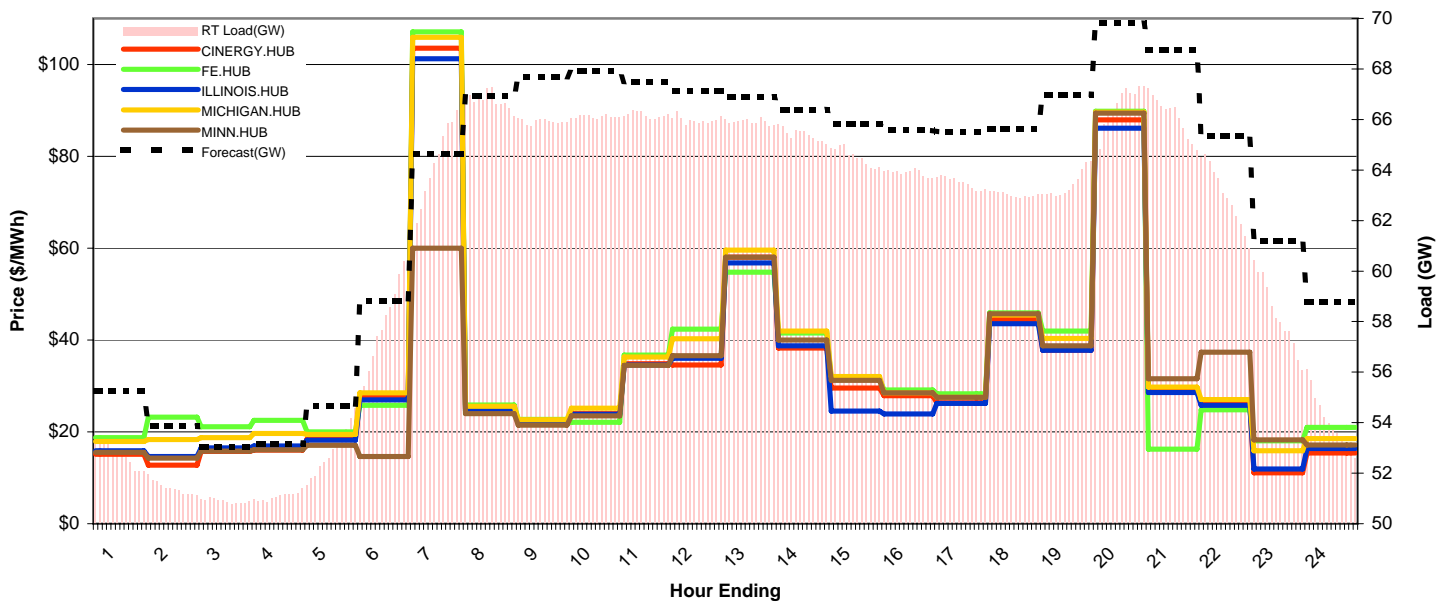
## Day-Ahead Prices and Cleared Load

	HE1	HE2	HE3	HE4	HE5	HE6	HE7	HE8	HE9	HE10	HE11	HE12	HE13	HE14	HE15	HE16	HE17	HE18	HE19	HE20	HE21	HE22	HE23	HE24
CINERGY.HUB	22.23	20.73	20.50	20.52	22.16	32.04	50.00	61.34	59.17	55.72	51.52	53.12	50.26	45.00	40.00	33.82	33.62	36.97	44.03	60.13	56.87	40.00	32.90	25.45
FE.HUB	22.79	21.49	21.27	21.93	23.50	37.73	54.34	62.83	60.51	58.93	54.42	56.70	53.98	48.73	42.93	35.87	35.63	39.46	48.29	62.42	58.23	40.98	33.35	24.64
ILLINOIS.HUB	21.65	20.20	19.96	20.15	21.94	31.82	49.51	60.15	58.21	57.80	53.84	56.45	53.88	48.66	41.17	34.69	34.20	34.02	44.81	55.49	55.89	39.30	31.47	24.27
MICHIGAN.HUB	23.20	21.69	21.40	21.83	24.00	35.34	52.99	63.42	61.01	59.45	54.88	57.24	54.40	49.11	43.39	36.22	36.02	39.74	47.94	63.11	58.71	41.31	34.29	26.53
MINN.HUB	21.74	20.29	20.05	20.24	22.05	32.18	47.46	65.01	61.51	59.58	55.00	57.37	54.52	49.22	44.54	36.44	36.59	42.00	51.46	97.09	61.49	44.26	39.85	29.59
Cleared(GW)	54.3	52.4	51.9	52.2	54.1	58.0	61.4	62.6	63.7	64.7	65.0	64.4	64.1	63.7	62.6	62.2	62.2	62.1	63.3	65.1	64.8	62.7	60.0	56.5



## Preliminary Real-Time Prices with Forecasted and Actual System Load

	HE1	HE2	HE3	HE4	HE5	HE6	HE7	HE8	HE9	HE10	HE11	HE12	HE13	HE14	HE15	HE16	HE17	HE18	HE19	HE20	HE21	HE22	HE23	HE24
CINERGY.HUB	15.09	12.73	15.74	16.05	18.46	27.52	103.49	25.00	22.32	23.95	34.86	34.57	58.05	38.22	29.53	27.88	26.36	44.45	37.78	87.95	29.23	26.37	11.05	15.40
FE.HUB	18.77	23.17	21.12	22.51	20.01	25.81	107.06	25.87	22.74	22.09	36.72	42.35	54.73	41.54	31.49	29.15	28.29	45.89	41.93	89.79	16.21	24.77	18.03	20.99
ILLINOIS.HUB	15.91	14.64	16.50	16.93	18.19	26.97	101.20	24.58	21.88	23.83	34.52	36.02	56.80	38.72	24.54	23.92	26.18	43.56	37.79	86.10	28.55	25.80	11.91	16.37
MICHIGAN.HUB	17.92	18.32	18.75	19.65	19.43	28.46	105.87	25.56	22.65	25.13	36.32	40.25	59.58	41.91	32.04	28.51	27.52	45.39	40.33	89.60	29.76	27.02	15.91	18.53
MINN.HUB	15.53	14.30	15.79	16.07	17.05	14.63	59.96	23.98	21.47	23.51	34.48	36.57	58.02	40.00	31.21	28.51	27.50	45.69	38.76	89.41	31.54	37.37	18.24	17.11
Forecasted(GW)	55.3	53.8	53.0	53.2	54.7	58.8	64.6	66.9	67.7	67.9	67.5	67.1	66.9	66.4	65.8	65.6	65.5	65.6	67.0	69.8	68.7	65.3	61.2	58.8
(RT) - (DA Load)	-1.56	-0.98	-0.99	-1.13	-1.20	-0.08	2.87	4.11	2.20	1.46	1.17	1.61	1.86	1.73	1.95	1.72	1.29	0.89	0.15	1.31	1.31	0.32	-1.70	-2.46



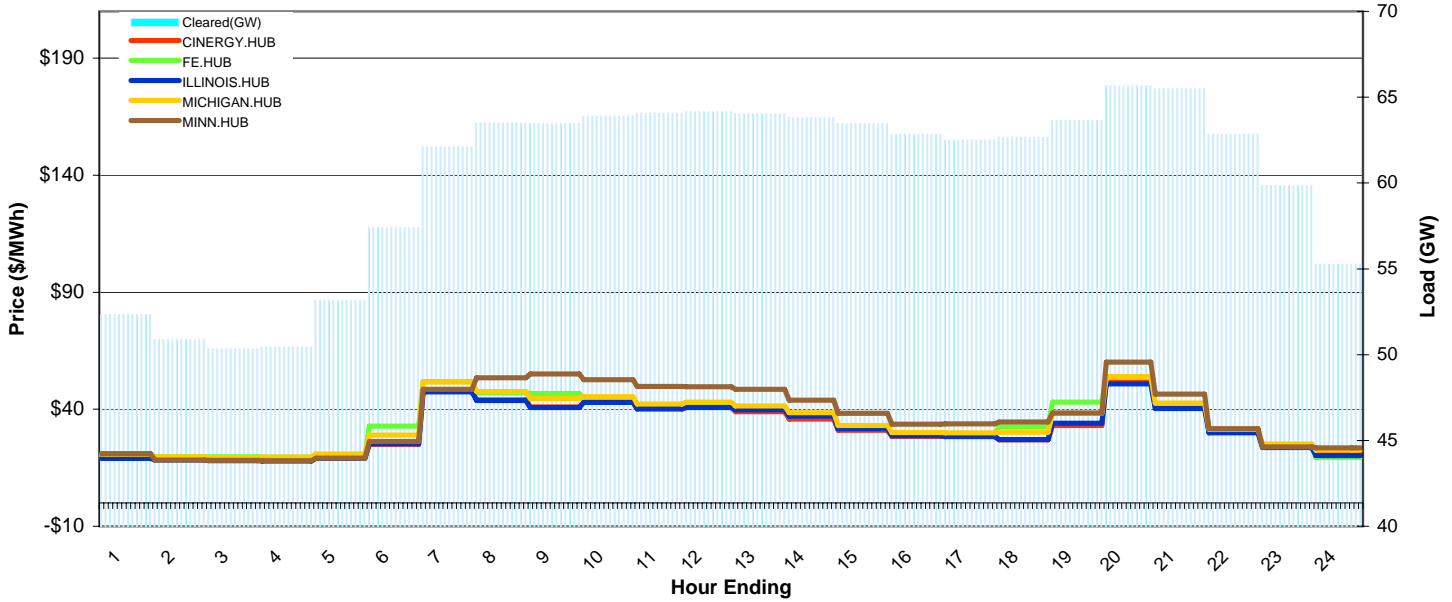
# MISO Hub Report

Delivery Day: Wednesday, March 14, 2007

Price Color Codes: ≤0 ≥100 ≥200

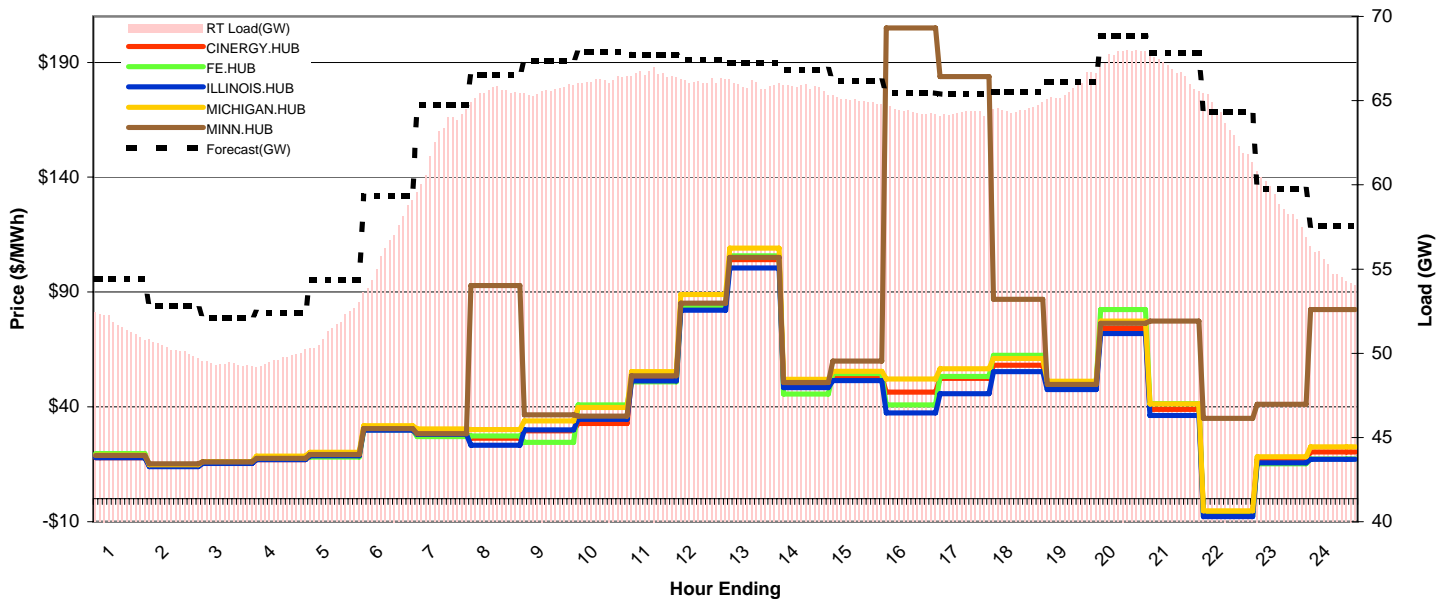
## Day-Ahead Prices and Cleared Load

	HE1	HE2	HE3	HE4	HE5	HE6	HE7	HE8	HE9	HE10	HE11	HE12	HE13	HE14	HE15	HE16	HE17	HE18	HE19	HE20	HE21	HE22	HE23	HE24
CINERGY.HUB	19.33	18.64	18.44	18.15	19.28	24.94	47.71	44.00	41.00	43.05	40.00	40.87	38.90	35.85	30.98	28.44	28.26	26.97	33.08	52.07	41.19	30.43	24.37	21.21
FE.HUB	19.89	19.66	19.61	19.55	19.45	32.78	51.80	46.97	46.69	44.67	41.72	42.62	41.01	37.94	32.78	29.71	29.51	32.48	43.02	53.53	42.27	31.13	24.55	19.34
ILLINOIS.HUB	18.96	18.24	18.03	17.91	19.03	25.26	47.49	43.75	40.68	42.89	40.28	40.72	39.74	37.04	31.71	28.67	28.45	27.09	33.96	50.91	40.29	29.93	23.59	20.26
MICHIGAN.HUB	20.83	19.70	19.46	19.53	20.87	29.03	51.69	47.60	44.62	45.31	42.19	43.09	41.46	38.52	33.12	30.10	29.95	30.26	38.31	54.03	42.69	31.39	25.16	22.60
MINN.HUB	21.00	18.32	18.11	17.99	19.12	26.29	48.56	53.43	55.05	52.58	49.79	49.68	48.53	43.94	38.33	33.60	33.69	34.54	38.40	60.11	46.50	31.71	23.93	23.55
Cleared(GW)	52.3	50.9	50.3	50.4	53.1	57.4	62.1	63.5	63.4	63.9	64.1	64.1	64.0	63.8	63.5	62.8	62.5	62.7	63.6	65.7	65.5	62.8	59.9	55.3



## Preliminary Real-Time Prices with Forecasted and Actual System Load

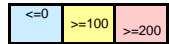
	HE1	HE2	HE3	HE4	HE5	HE6	HE7	HE8	HE9	HE10	HE11	HE12	HE13	HE14	HE15	HE16	HE17	HE18	HE19	HE20	HE21	HE22	HE23	HE24
CINERGY.HUB	17.89	14.33	15.74	17.02	18.93	30.83	28.60	26.41	29.52	32.78	52.72	84.62	104.07	49.85	53.12	46.46	52.44	58.20	49.08	74.16	38.88	-6.04	17.12	20.40
FE.HUB	19.74	14.34	16.13	18.33	18.16	29.93	27.06	27.29	24.61	40.79	50.86	83.97	105.73	45.62	54.49	40.82	53.27	62.50	50.55	82.33	41.47	-7.51	15.26	17.36
ILLINOIS.HUB	17.87	13.98	15.40	17.08	18.73	29.81	28.03	23.25	29.93	34.52	51.30	82.07	100.50	48.40	51.48	37.37	45.71	55.41	47.56	71.94	36.30	-7.77	15.66	17.21
MICHIGAN.HUB	18.96	14.84	16.26	18.55	20.22	31.80	30.43	30.10	33.84	39.79	55.36	88.88	109.16	52.07	55.42	52.08	56.63	61.10	51.19	77.30	41.28	-5.27	18.25	22.54
MINN.HUB	18.85	15.18	16.04	17.59	19.32	30.61	28.30	92.81	36.56	35.91	53.58	85.16	105.07	50.64	59.94	204.99	183.78	86.77	49.72	76.35	77.33	34.96	41.20	82.33
Forecasted(GW)	54.4	52.8	52.1	52.4	54.3	59.3	64.8	66.5	67.3	67.9	67.7	67.4	67.2	66.8	66.2	65.5	65.4	65.5	66.1	68.8	67.9	64.3	59.8	57.5
(RT) - (DA Load)	-0.71	-0.65	-0.98	-0.78	-1.60	-1.06	0.51	1.98	2.14	2.31	2.51	2.01	1.89	1.95	1.53	1.54	1.72	1.82	2.10	2.08	1.25	0.63	-0.96	-0.22



# MISO Hub Report

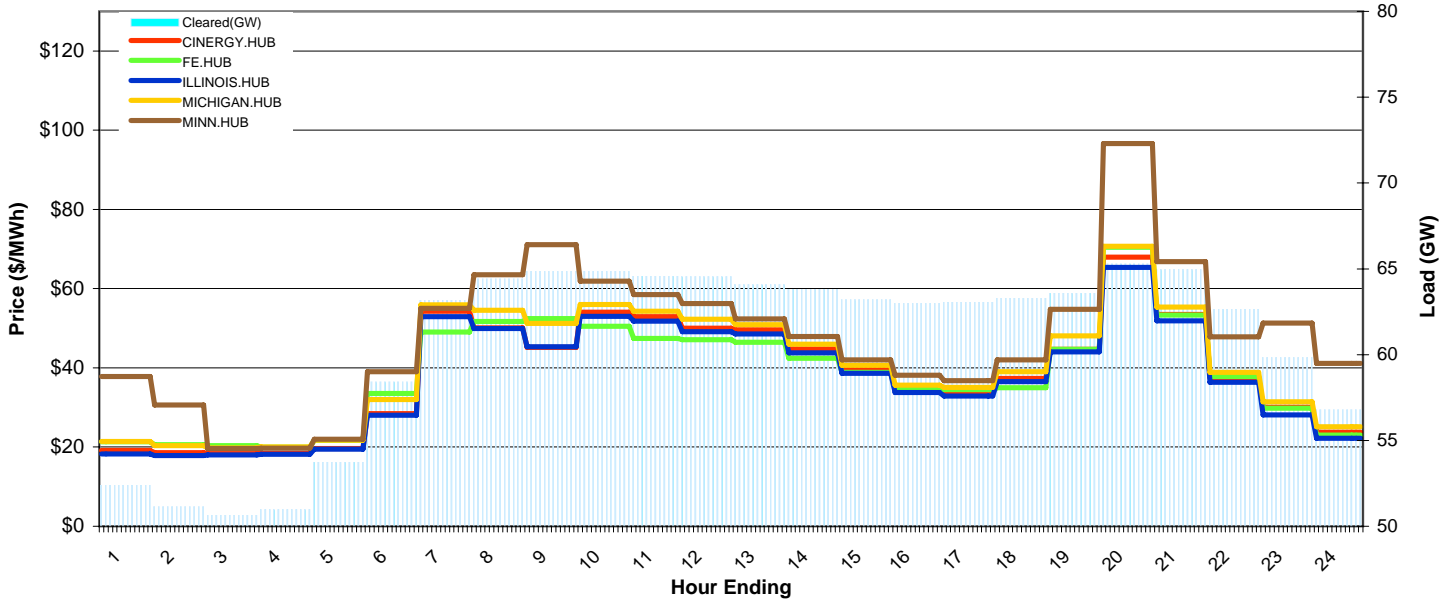
Delivery Day: Thursday, March 15, 2007

Price Color Codes:



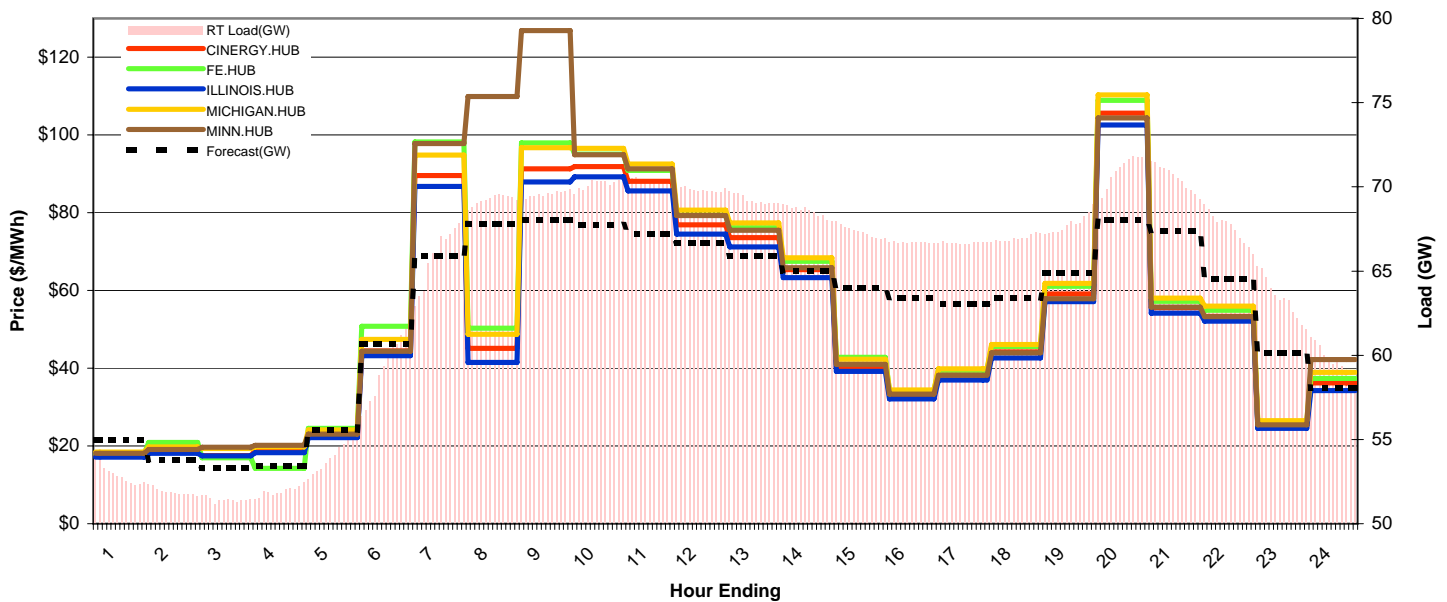
## Day-Ahead Prices and Cleared Load

	HE1	HE2	HE3	HE4	HE5	HE6	HE7	HE8	HE9	HE10	HE11	HE12	HE13	HE14	HE15	HE16	HE17	HE18	HE19	HE20	HE21	HE22	HE23	HE24
CINERGY.HUB	19.17	18.61	18.35	18.43	19.66	28.40	54.31	50.12	45.17	54.04	52.92	50.04	49.64	44.77	39.47	34.50	33.52	37.32	44.66	67.91	53.52	37.58	30.08	23.74
FE.HUB	21.34	20.63	20.34	19.99	21.76	33.56	49.05	51.69	52.40	50.49	47.43	47.12	46.48	42.38	38.88	34.80	34.54	35.02	44.67	70.42	53.31	37.78	29.82	23.06
ILLINOIS.HUB	18.28	17.86	18.02	18.18	19.49	28.00	52.90	49.94	45.29	53.03	51.76	49.15	48.56	43.78	38.63	33.81	32.90	36.48	48.06	70.67	51.84	36.36	31.43	22.23
MICHIGAN.HUB	21.44	20.33	19.76	20.06	21.77	31.98	55.88	54.55	51.25	55.99	54.31	52.26	50.94	45.95	40.68	35.63	35.06	38.99	48.06	70.67	55.31	38.86	31.43	25.10
MINN.HUB	37.79	30.61	19.62	19.75	21.98	39.03	55.00	63.51	71.10	61.89	58.49	56.27	52.33	47.91	42.01	38.11	36.80	42.00	54.77	96.63	66.79	47.86	51.29	41.13
Cleared(GW)	52.4	51.1	50.6	51.0	53.7	58.4	63.2	64.4	64.8	64.8	64.6	64.6	64.1	63.8	63.2	63.0	63.1	63.3	63.6	65.3	65.0	62.6	59.8	56.8



## Preliminary Real-Time Prices with Forecasted and Actual System Load

	HE1	HE2	HE3	HE4	HE5	HE6	HE7	HE8	HE9	HE10	HE11	HE12	HE13	HE14	HE15	HE16	HE17	HE18	HE19	HE20	HE21	HE22	HE23	HE24
CINERGY.HUB	17.44	18.34	17.56	18.81	22.63	44.47	89.58	45.15	91.32	91.92	88.11	76.91	73.64	65.37	40.20	33.12	38.29	44.21	59.13	105.61	55.57	53.39	25.17	36.23
FE.HUB	17.93	20.91	16.93	14.22	24.53	50.79	98.25	50.29	97.97	95.10	90.87	79.37	76.12	67.48	42.85	34.20	39.55	45.61	61.09	108.93	57.21	54.94	25.82	37.35
ILLINOIS.HUB	17.15	18.10	17.46	18.30	22.14	43.19	86.76	41.53	87.94	89.25	85.62	74.49	71.21	63.30	39.18	32.07	36.97	42.67	57.14	102.57	54.14	52.12	24.55	34.22
MICHIGAN.HUB	18.47	19.73	19.36	19.74	24.12	47.39	94.83	48.75	96.72	96.55	92.53	80.70	77.42	68.45	42.33	34.40	39.84	46.08	61.79	110.30	58.03	56.00	26.52	38.96
MINN.HUB	18.08	19.06	19.64	20.15	23.02	44.38	97.81	109.89	126.88	94.94	91.30	79.27	75.50	65.89	40.96	33.38	38.18	43.95	57.84	104.43	55.72	53.27	25.41	42.24
Forecasted(GW)	55.0	53.8	53.3	53.4	55.5	60.7	65.9	67.8	68.0	67.8	67.2	66.7	65.9	65.0	64.0	63.4	63.1	63.4	64.9	68.0	67.4	64.6	60.1	58.0
(RT) - (DA Load)	0.50	0.76	0.81	0.94	0.31	0.93	2.89	4.81	4.71	5.31	5.73	5.25	5.17	4.73	4.13	3.73	3.61	3.65	4.19	5.66	5.58	4.95	3.57	2.97



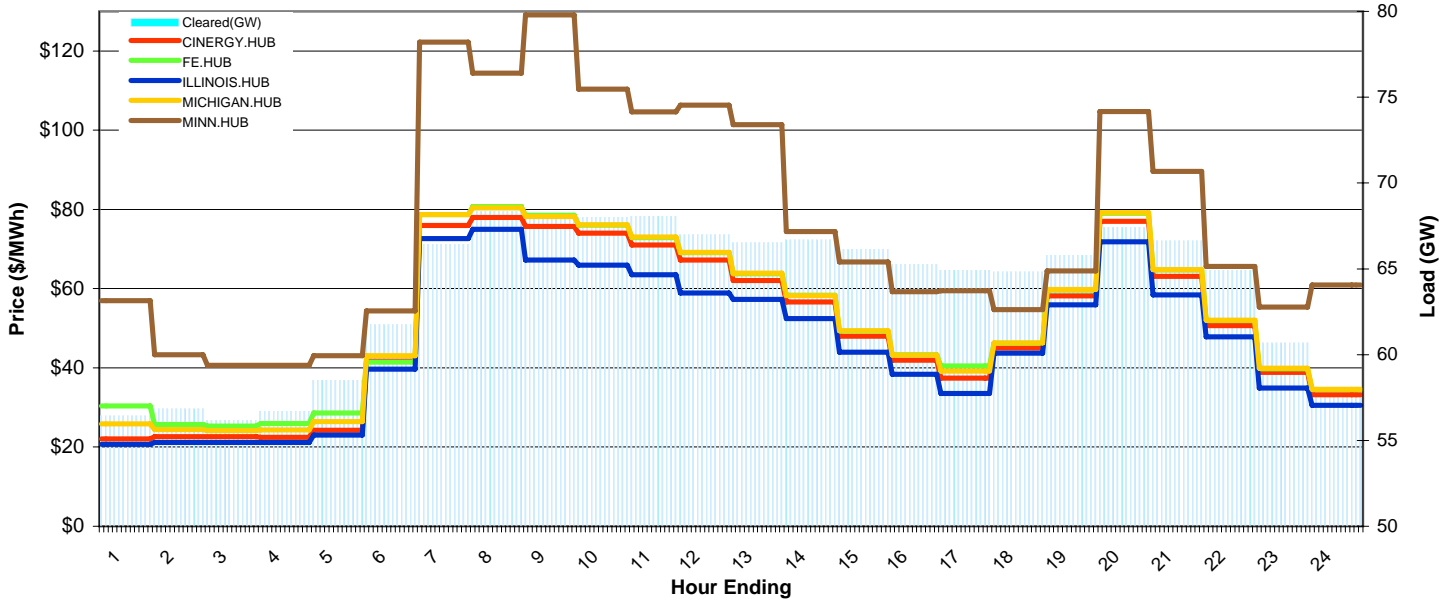
# MISO Hub Report

Delivery Day: Friday, March 16, 2007

Price Color Codes: ≤0 ≥100 ≥200

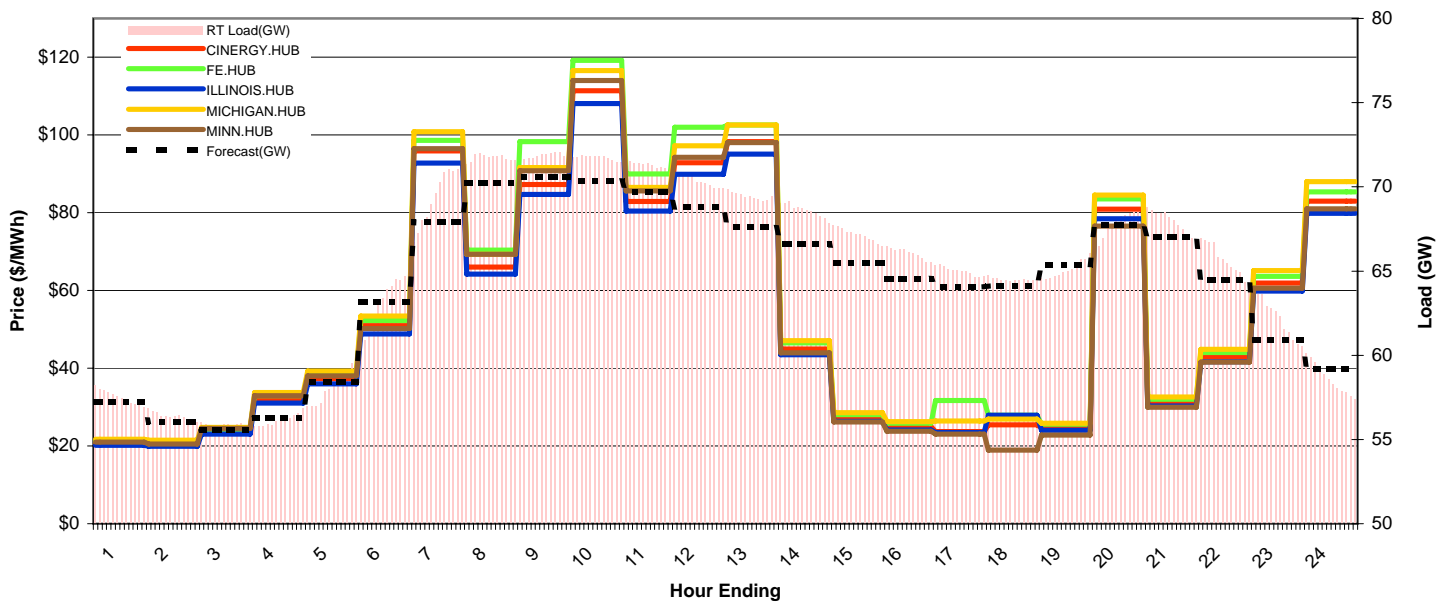
## Day-Ahead Prices and Cleared Load

	HE1	HE2	HE3	HE4	HE5	HE6	HE7	HE8	HE9	HE10	HE11	HE12	HE13	HE14	HE15	HE16	HE17	HE18	HE19	HE20	HE21	HE22	HE23	HE24
CINERGY.HUB	22.03	22.66	22.60	22.45	24.24	41.70	75.93	78.00	75.72	74.00	71.00	67.24	62.08	56.60	48.00	41.95	37.41	44.99	58.21	77.02	63.08	50.67	38.90	33.18
FE.HUB	30.34	25.67	25.28	25.93	28.62	41.48	78.71	80.69	78.57	76.00	72.91	69.09	63.78	58.31	49.27	43.29	40.44	46.18	59.66	79.02	64.74	51.97	39.77	34.48
ILLINOIS.HUB	20.65	21.18	21.20	21.18	23.00	39.64	72.65	74.97	67.20	65.93	63.47	58.89	57.32	52.47	43.92	38.34	33.56	43.69	55.88	71.85	58.42	47.80	34.90	30.58
MICHIGAN.HUB	25.85	24.41	24.19	24.31	26.45	43.03	78.70	80.43	78.20	76.12	73.03	69.20	63.89	58.24	49.35	43.22	39.18	46.27	59.75	79.14	64.83	52.04	39.90	34.56
MINN.HUB	56.98	43.32	40.60	40.60	43.06	54.37	122.26	114.39	129.08	110.36	104.62	106.33	101.41	74.43	66.74	59.21	59.48	54.66	64.46	104.72	89.63	65.62	55.31	60.94
Cleared(GW)	56.4	56.8	56.2	56.7	58.5	61.7	66.4	68.4	68.1	68.0	68.1	67.0	66.5	66.7	66.1	65.3	64.9	64.8	65.8	67.4	66.6	64.9	60.7	57.8



## Preliminary Real-Time Prices with Forecasted and Actual System Load

	HE1	HE2	HE3	HE4	HE5	HE6	HE7	HE8	HE9	HE10	HE11	HE12	HE13	HE14	HE15	HE16	HE17	HE18	HE19	HE20	HE21	HE22	HE23	HE24
CINERGY.HUB	20.72	20.53	23.80	32.15	37.27	50.93	95.95	66.07	87.26	111.36	82.93	92.87	98.33	44.92	27.15	24.96	23.71	25.44	24.74	80.93	31.16	42.89	61.88	83.02
FE.HUB	21.17	20.95	24.27	32.90	38.29	52.32	98.66	70.40	98.32	119.24	90.01	101.99	102.56	46.49	28.09	25.87	31.73	27.95	25.63	83.55	32.06	44.06	63.65	85.41
ILLINOIS.HUB	20.14	19.90	23.09	31.07	35.94	48.80	92.78	64.25	84.75	108.12	80.43	89.92	95.11	43.50	26.33	24.12	23.45	27.95	24.01	78.48	30.31	41.68	59.85	79.83
MICHIGAN.HUB	21.73	21.52	24.82	33.75	39.26	53.45	100.88	69.32	91.60	116.56	86.57	97.26	102.57	47.09	28.56	26.23	26.41	26.89	25.87	84.56	32.57	44.89	65.11	88.02
MINN.HUB	21.01	20.50	24.53	32.96	38.06	50.26	96.48	69.29	90.78	114.06	85.60	94.23	98.02	43.93	26.20	23.77	23.02	18.97	22.77	76.54	29.94	41.60	60.61	81.03
Forecasted(GW)	57.2	56.1	55.6	56.3	58.4	63.2	67.9	70.2	70.5	70.4	69.7	68.8	67.6	66.6	65.5	64.5	64.1	64.1	65.4	67.7	67.0	64.5	60.9	59.2
(RT) - (DA Load)	1.08	-0.45	-0.29	-0.58	-0.29	1.47	3.05	3.37	3.72	3.72	3.21	3.42	2.93	1.93	1.03	0.81	0.10	-0.30	-0.71	0.37	1.29	0.74	1.57	0.84

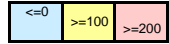




# MISO Hub Report

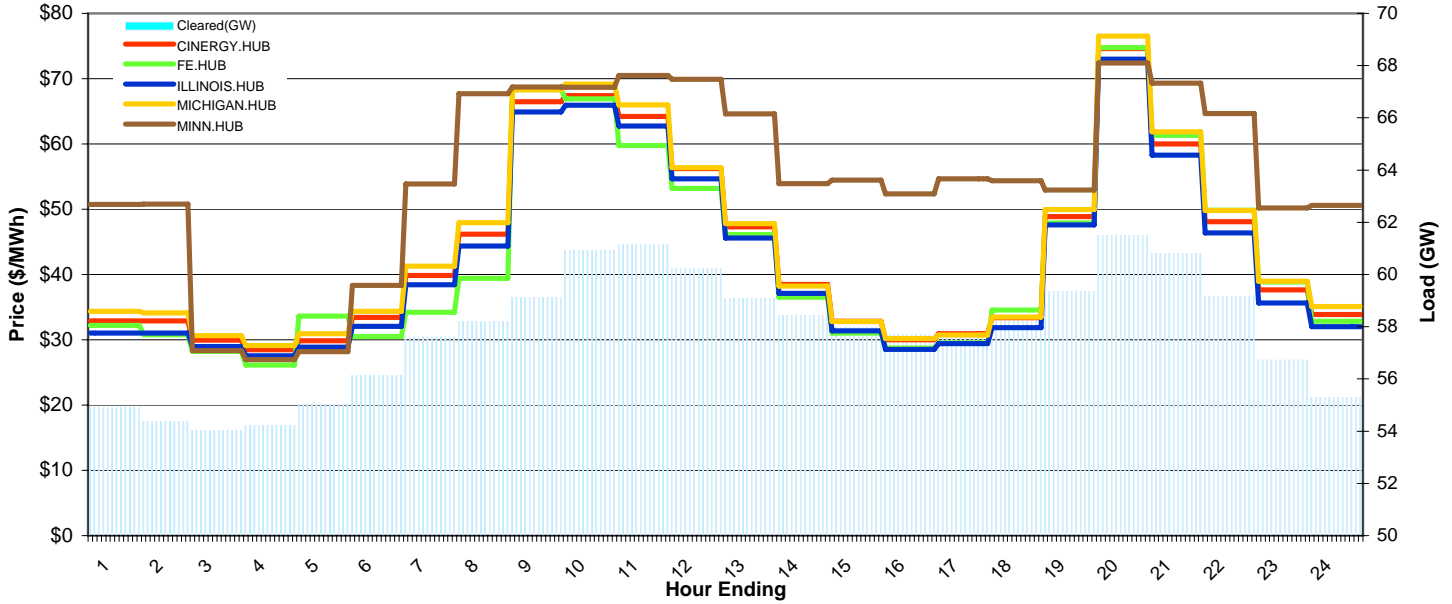
Delivery Day: Saturday, March 17, 2007

Price Color Codes:



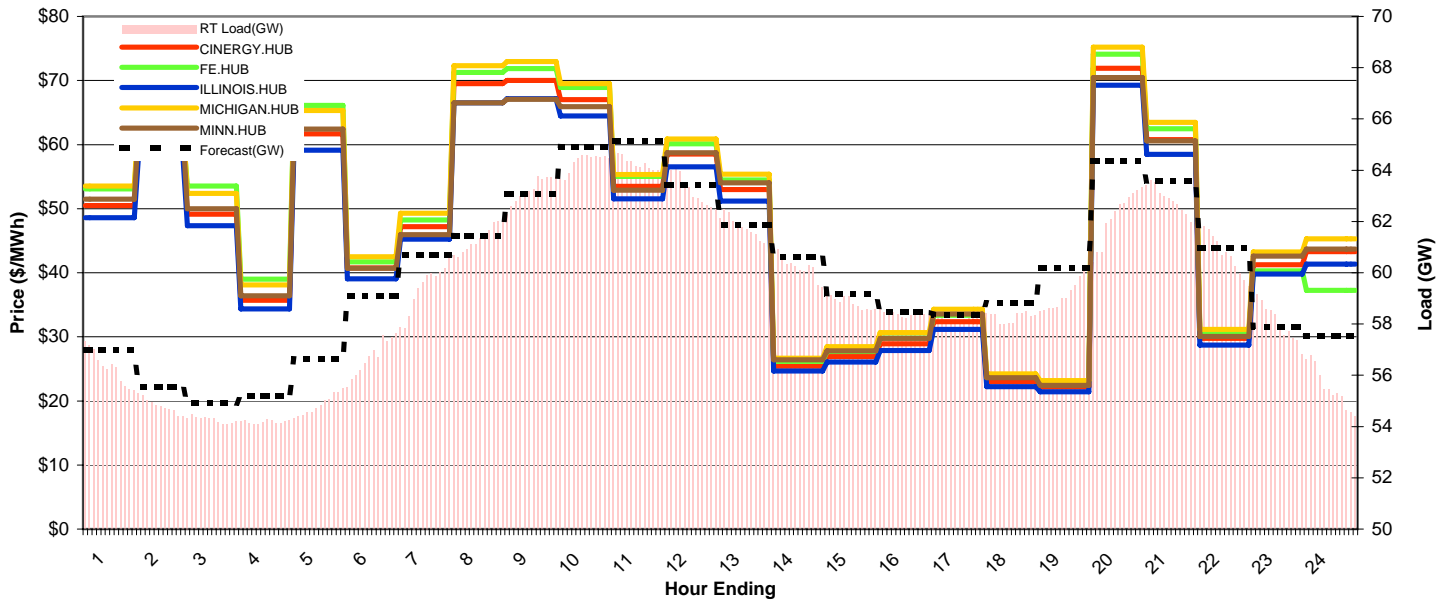
## Day-Ahead Prices and Cleared Load

	HE1	HE2	HE3	HE4	HE5	HE6	HE7	HE8	HE9	HE10	HE11	HE12	HE13	HE14	HE15	HE16	HE17	HE18	HE19	HE20	HE21	HE22	HE23	HE24
CINERGY.HUB	32.87	32.88	29.96	28.50	29.85	33.43	39.85	46.17	66.46	67.40	64.24	56.24	47.30	38.47	32.85	29.99	30.92	33.37	48.87	74.60	60.00	48.09	37.63	33.86
FE.HUB	32.21	30.79	28.22	26.15	33.63	30.47	34.20	39.42	68.34	66.90	59.75	53.18	46.14	36.53	31.01	28.74	29.53	34.55	47.87	74.75	61.34	49.87	38.86	32.83
ILLINOIS.HUB	31.03	31.05	28.98	27.57	28.87	32.08	38.45	44.36	64.91	65.91	62.74	54.64	45.57	37.09	31.37	28.54	29.42	31.86	47.62	72.97	58.30	46.39	35.65	32.03
MICHIGAN.HUB	34.38	34.14	30.63	29.13	30.94	34.35	41.27	47.95	68.26	69.15	65.98	56.38	47.81	38.22	32.77	30.21	30.73	33.49	49.96	76.51	61.84	49.81	38.99	35.11
MINN.HUB	50.75	50.76	28.31	26.94	28.19	38.31	53.86	67.68	68.71	68.70	70.51	69.89	64.60	53.91	54.46	52.36	54.67	54.36	52.96	72.41	69.29	64.68	50.19	50.58
Cleared(GW)	54.9	54.4	54.0	54.2	55.0	56.1	57.6	58.2	59.1	60.9	61.2	60.2	59.1	58.4	58.0	57.7	57.8	58.2	59.4	61.5	60.8	59.2	56.7	55.3



## Preliminary Real-Time Prices with Forecasted and Actual System Load

	HE1	HE2	HE3	HE4	HE5	HE6	HE7	HE8	HE9	HE10	HE11	HE12	HE13	HE14	HE15	HE16	HE17	HE18	HE19	HE20	HE21	HE22	HE23	HE24
CINERGY.HUB	50.48	60.48	49.15	35.69	61.69	40.74	47.19	69.52	70.02	67.00	53.49	58.52	53.00	25.43	26.94	28.92	32.37	23.03	22.17	71.92	60.75	29.74	41.27	43.31
FE.HUB	53.10	62.12	53.55	38.99	66.11	41.71	48.26	71.24	71.88	68.92	55.05	60.14	54.49	26.15	27.71	29.79	33.37	23.76	23.00	74.10	62.48	30.57	40.28	37.23
ILLINOIS.HUB	48.59	58.10	47.33	34.35	59.15	39.03	45.22	66.50	67.17	64.47	51.53	56.51	51.20	24.66	26.08	27.88	31.18	22.22	21.43	69.25	58.47	28.73	39.79	41.37
MICHIGAN.HUB	53.53	63.74	52.38	38.11	65.31	42.51	49.28	72.30	72.95	69.50	55.35	60.86	55.39	26.68	28.45	30.64	34.29	24.21	23.18	75.22	63.47	31.14	43.24	45.28
MINN.HUB	51.47	61.95	50.00	36.39	62.42	40.72	45.96	66.53	67.09	65.93	52.89	58.75	54.02	26.40	27.84	29.74	33.55	23.62	22.42	70.44	60.55	30.08	42.61	43.72
Forecasted(GW)	57.0	55.5	54.9	55.2	56.6	59.1	60.7	61.5	63.1	64.9	65.2	63.4	61.9	60.6	59.2	58.5	58.4	58.8	60.2	64.4	63.6	61.0	57.9	57.5
(RT) - (DA Load)	1.37	0.43	0.23	-0.04	-0.19	0.55	1.77	3.11	4.08	3.37	3.10	3.04	2.66	1.83	0.83	0.70	0.38	0.04	-0.19	0.69	1.98	1.63	1.39	0.20



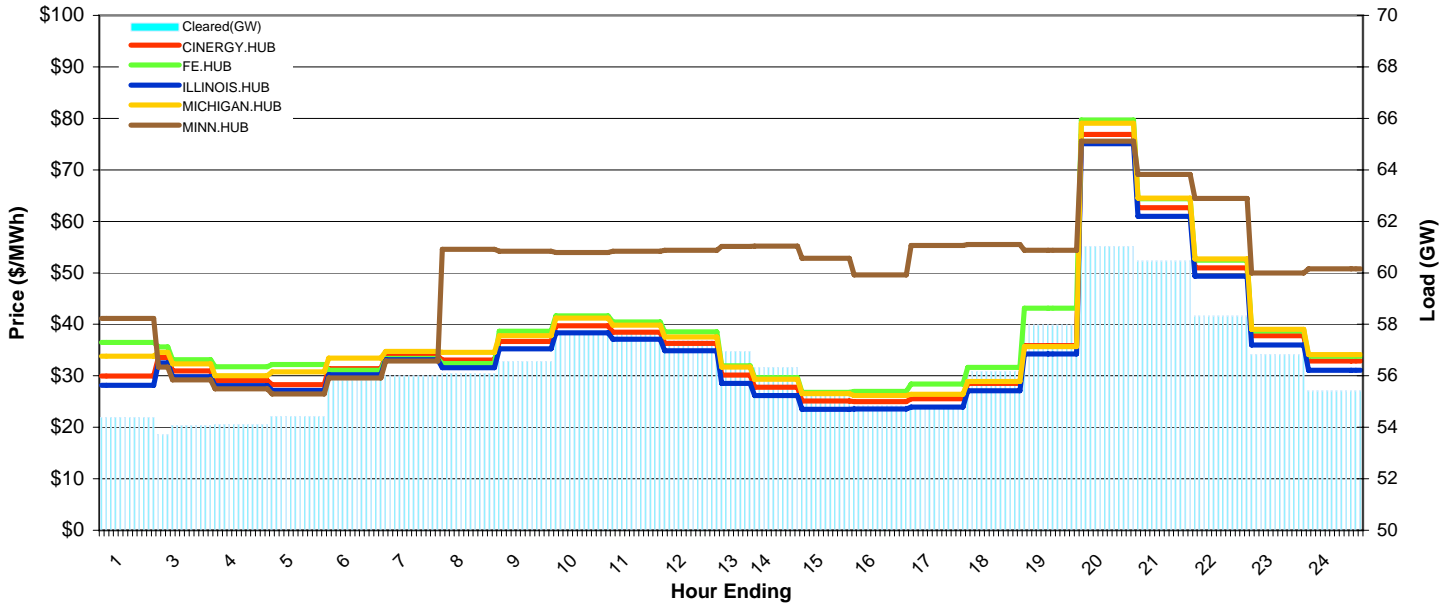
# MISO Hub Report

Delivery Day: Sunday, March 18, 2007

Price Color Codes: ≤0 ≥100 ≥200

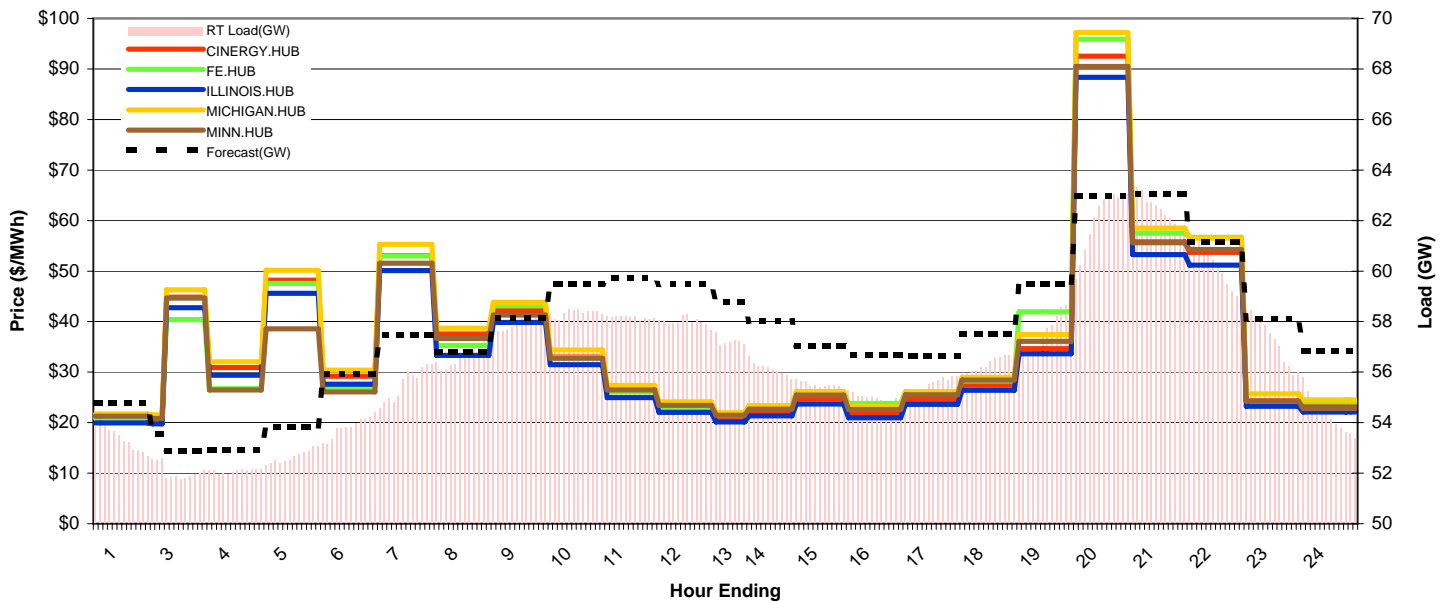
## Day-Ahead Prices and Cleared Load

	HE1	HE2	HE3	HE4	HE5	HE6	HE7	HE8	HE9	HE10	HE11	HE12	HE13	HE14	HE15	HE16	HE17	HE18	HE19	HE20	HE21	HE22	HE23	HE24
CINERGY.HUB	29.93	33.58	30.92	29.07	28.25	31.40	33.86	33.08	36.68	39.74	38.47	36.30	30.15	27.81	25.09	25.00	25.56	28.55	35.86	76.87	62.67	50.97	37.78	32.90
FE.HUB	36.48	35.64	33.13	31.76	32.22	31.05	33.37	32.41	38.68	41.67	40.49	38.53	31.96	29.64	26.76	26.97	28.43	31.64	43.16	79.70	64.40	52.44	38.70	33.80
ILLINOIS.HUB	28.18	32.48	29.84	28.11	27.14	30.20	33.12	31.56	35.21	38.32	37.09	34.88	28.50	26.17	23.52	23.54	23.91	27.07	34.22	75.09	61.00	49.32	35.99	31.09
MICHIGAN.HUB	33.81	34.54	32.34	30.03	30.75	33.45	34.72	34.53	37.76	41.19	39.84	37.55	31.69	29.34	26.55	26.15	26.42	28.89	35.66	79.06	64.53	52.69	39.01	34.14
MINN.HUB	41.15	31.72	29.18	27.45	26.49	29.57	32.86	54.59	54.21	53.95	54.18	54.37	55.10	55.20	52.84	49.62	55.29	55.49	54.38	75.59	69.11	64.46	49.96	50.78
Cleared(GW)	54.4	53.7	54.1	54.1	54.4	55.8	56.0	56.1	56.6	57.6	57.7	57.4	57.0	56.3	55.4	54.8	54.9	56.2	58.0	61.0	60.5	58.3	56.8	55.4



## Preliminary Real-Time Prices with Forecasted and Actual System Load

	HE1	HE2	HE3	HE4	HE5	HE6	HE7	HE8	HE9	HE10	HE11	HE12	HE13	HE14	HE15	HE16	HE17	HE18	HE19	HE20	HE21	HE22	HE23	HE24
CINERGY.HUB	20.88	20.73	44.83	30.92	48.21	29.17	53.09	37.58	42.20	33.01	26.18	23.07	21.04	22.25	24.71	21.81	24.56	27.40	34.67	92.53	55.81	53.69	24.35	23.16
FE.HUB	20.86	21.23	40.38	26.74	47.55	27.02	53.03	35.27	43.14	32.88	26.09	22.89	21.41	23.18	26.08	23.80	26.12	28.23	41.93	95.86	57.48	56.66	24.16	24.12
ILLINOIS.HUB	19.92	19.79	42.78	29.40	45.63	27.62	50.08	33.32	39.84	31.47	24.96	22.06	20.16	21.36	23.68	20.97	23.64	26.41	33.65	88.33	53.29	51.17	23.24	22.09
MICHIGAN.HUB	21.74	21.51	46.31	32.04	50.18	30.40	55.28	38.67	43.80	34.38	27.37	24.16	21.99	23.38	26.12	23.15	26.05	28.96	37.45	97.20	58.51	56.49	25.69	24.51
MINN.HUB	21.30	20.86	44.65	26.50	38.60	26.09	51.57	36.67	41.30	32.76	26.49	23.43	21.49	22.66	25.45	22.64	25.55	28.45	36.07	90.51	55.58	54.29	24.28	22.83
Forecasted(GW)	54.8	53.5	52.9	52.9	53.8	55.9	57.5	56.8	58.1	59.5	59.7	59.5	58.8	58.0	57.0	56.7	56.6	57.5	59.5	63.0	63.0	61.1	58.1	56.8
(RT) - (DA Load)	-1.01	-1.15	-2.19	-2.04	-1.77	-2.04	-0.47	0.61	1.38	0.70	0.51	0.65	0.27	-0.20	0.07	0.16	0.62	0.13	-0.36	1.01	2.01	1.92	0.46	-1.03



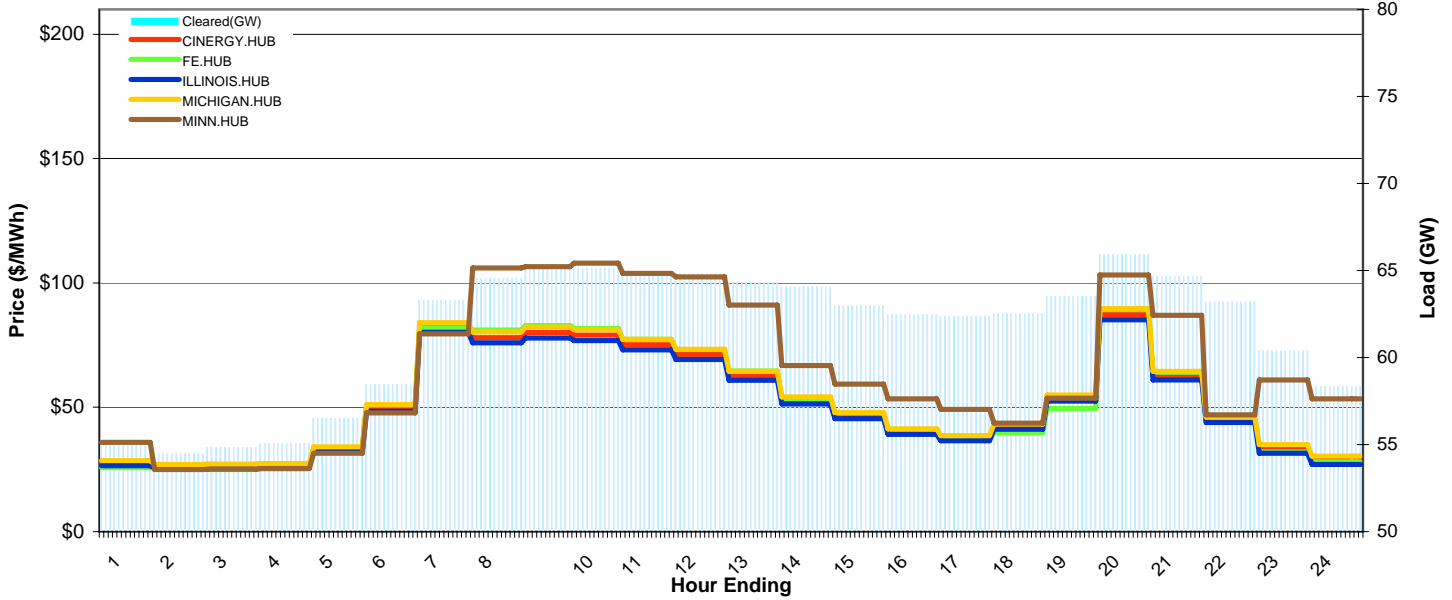
# MISO Hub Report

Delivery Day: Monday, March 19, 2007

Price Color Codes: ≤0 ≥100 ≥200

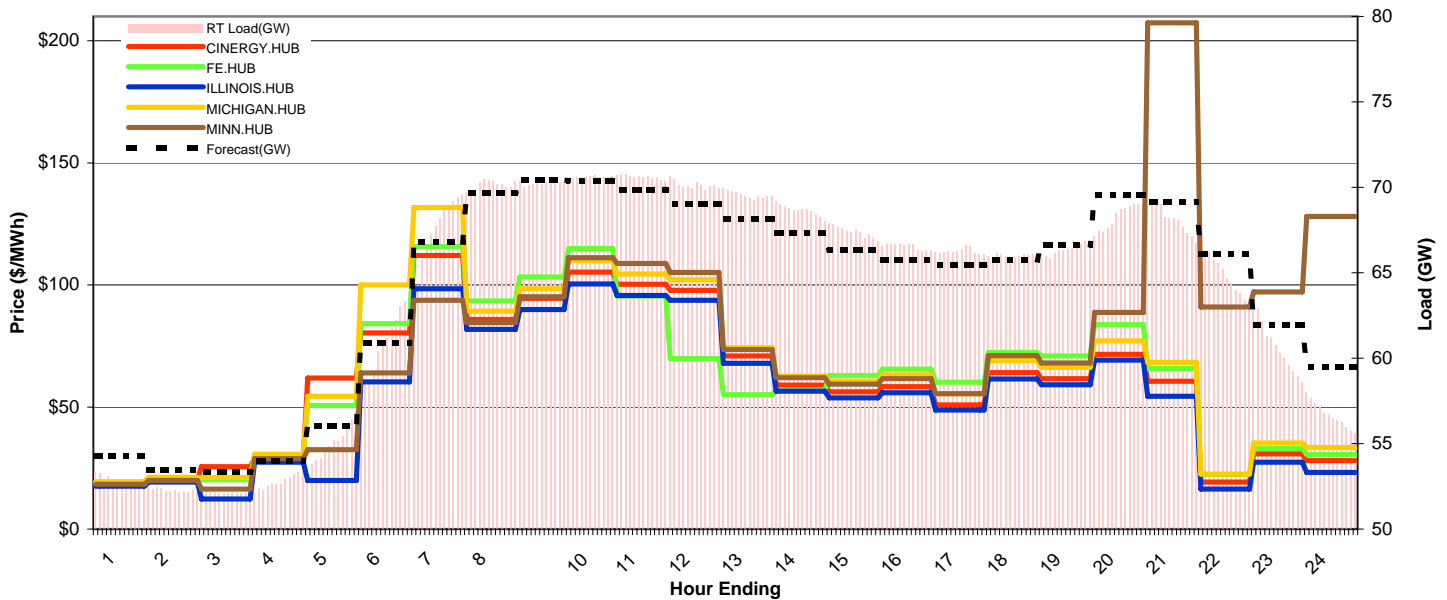
## Day-Ahead Prices and Cleared Load

	HE1	HE2	HE3	HE4	HE5	HE6	HE7	HE8	HE9	HE10	HE11	HE12	HE13	HE14	HE15	HE16	HE17	HE18	HE19	HE20	HE21	HE22	HE23	HE24
CINERGY.HUB	27.74	26.47	26.52	26.81	33.39	50.00	81.93	77.98	80.00	78.99	75.20	71.29	62.62	52.72	46.59	40.19	37.57	42.14	53.62	87.30	62.76	44.86	33.64	28.99
FE.HUB	25.79	25.41	24.94	25.33	33.43	50.95	81.82	81.12	82.86	81.65	77.37	73.22	64.54	53.23	47.68	41.23	37.03	39.82	49.49	89.33	64.14	45.97	31.99	28.10
ILLINOIS.HUB	26.47	25.61	25.66	25.94	32.30	48.34	80.16	75.95	77.85	76.83	73.13	69.27	60.83	51.35	45.38	39.11	36.58	41.19	52.44	85.15	61.02	43.84	31.52	26.98
MICHIGAN.HUB	28.60	27.06	27.11	27.41	34.14	51.14	84.04	80.29	82.23	81.20	77.31	73.32	64.41	54.16	47.87	41.30	38.61	43.24	55.00	89.66	64.52	46.04	35.05	30.31
MINN.HUB	35.89	25.02	25.07	25.34	31.55	47.71	79.55	105.99	106.52	107.95	103.89	102.39	91.08	66.72	59.35	53.39	49.14	43.67	53.61	103.18	86.99	46.96	61.03	53.42
Cleared(GW)	54.9	54.5	54.8	55.1	56.5	58.4	63.3	64.5	65.1	65.2	64.7	64.8	64.3	64.1	63.0	62.5	62.4	62.5	63.5	65.9	64.7	63.2	60.4	58.4



## Preliminary Real-Time Prices with Forecasted and Actual System Load

	HE1	HE2	HE3	HE4	HE5	HE6	HE7	HE8	HE9	HE10	HE11	HE12	HE13	HE14	HE15	HE16	HE17	HE18	HE19	HE20	HE21	HE22	HE23	HE24
CINERGY.HUB	18.43	20.20	25.51	28.97	61.87	80.32	112.05	85.84	94.51	105.32	100.22	97.79	70.92	58.96	56.22	58.37	50.89	64.12	61.65	71.52	60.60	19.23	30.87	28.00
FE.HUB	18.64	19.79	20.18	30.11	50.63	84.18	115.73	93.43	103.29	114.95	95.46	69.90	55.04	56.62	62.86	65.49	60.16	72.39	70.93	83.82	65.86	22.27	33.03	30.53
ILLINOIS.HUB	17.57	19.23	12.30	27.44	19.93	60.30	98.51	81.77	89.98	100.39	95.67	93.78	67.94	56.48	53.80	55.80	48.82	61.52	69.11	69.22	54.39	16.45	27.46	23.25
MICHIGAN.HUB	19.42	21.27	21.12	30.64	54.42	100.03	131.75	89.31	98.50	110.02	104.43	102.16	74.39	62.65	60.56	63.12	55.39	69.11	66.19	77.05	68.30	22.58	35.30	33.40
MINN.HUB	18.33	19.93	16.44	28.81	32.49	63.92	93.72	84.59	95.15	111.17	108.83	105.09	73.57	62.02	59.42	61.65	55.42	71.00	67.97	88.75	207.39	90.94	97.19	128.06
Forecasted(GW)	54.3	53.5	53.3	54.0	56.0	60.9	66.8	69.7	70.4	70.4	69.9	69.0	68.2	67.3	66.3	65.8	65.5	65.7	66.6	69.5	69.2	66.1	61.9	59.5
(RT) - (DA Load)	-2.05	-2.22	-2.71	-2.34	-1.53	2.47	4.19	5.58	5.16	5.43	5.90	5.30	5.21	4.58	4.41	4.07	3.89	3.42	2.83	2.33	3.48	1.67	0.26	-1.70



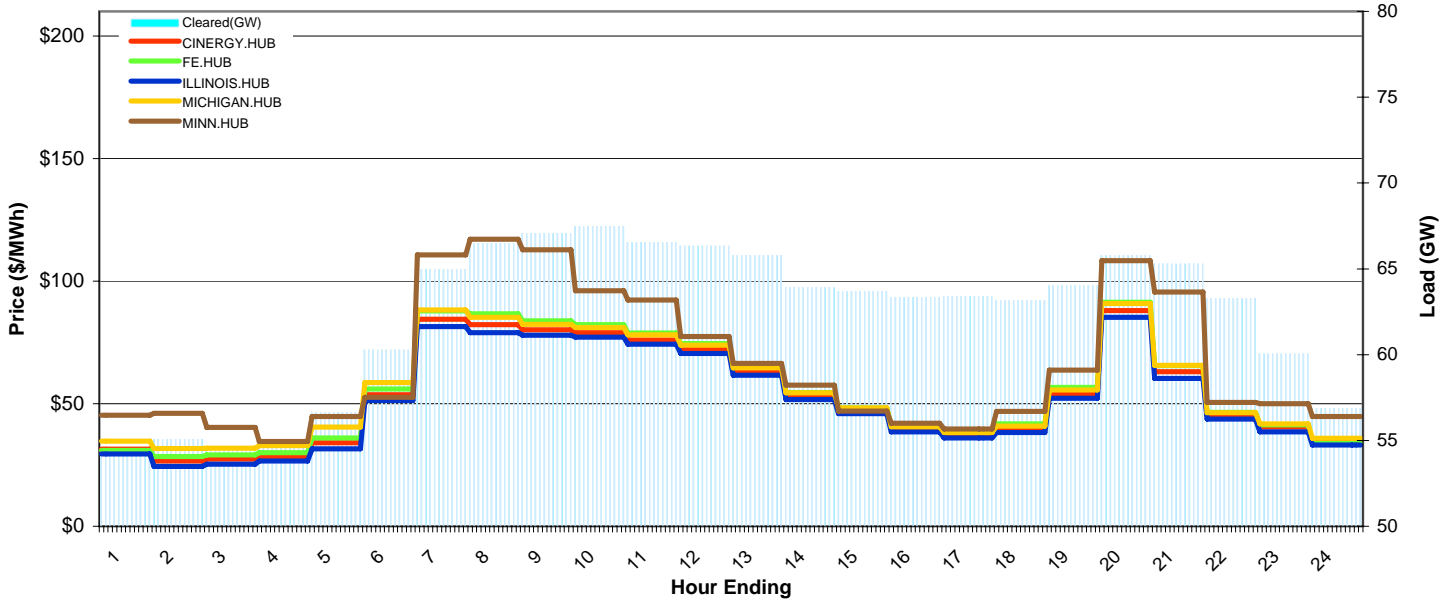
# MISO Hub Report

Delivery Day: Tuesday, March 20, 2007

Price Color Codes: ≤0 ≥100 ≥200

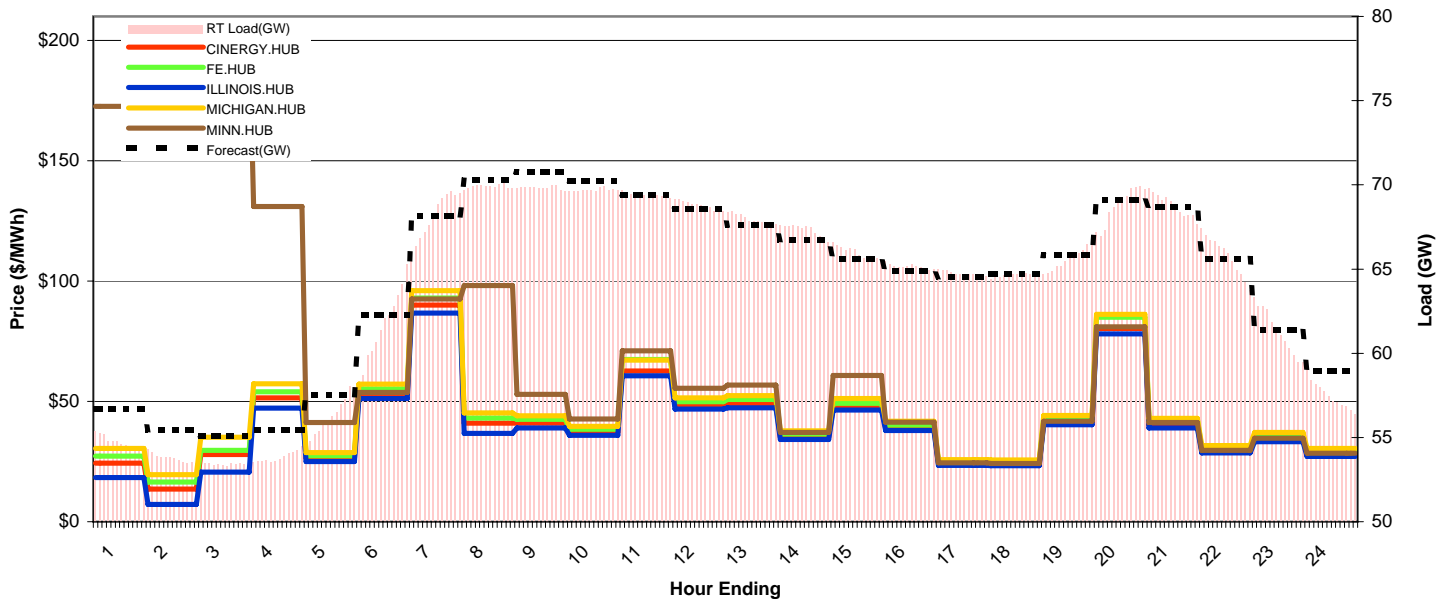
## Day-Ahead Prices and Cleared Load

	HE1	HE2	HE3	HE4	HE5	HE6	HE7	HE8	HE9	HE10	HE11	HE12	HE13	HE14	HE15	HE16	HE17	HE18	HE19	HE20	HE21	HE22	HE23	HE24
CINERGY.HUB	31.42	26.65	27.35	28.35	34.00	53.69	84.47	82.21	80.11	79.00	76.00	72.00	63.00	53.00	47.00	39.49	37.09	39.54	53.85	88.00	63.03	45.00	40.44	34.76
FE.HUB	30.95	28.47	29.06	30.06	36.08	56.05	87.90	86.64	83.76	82.19	78.80	74.57	65.61	54.59	48.32	40.69	38.19	41.75	56.69	91.35	65.53	46.49	41.40	33.79
ILLINOIS.HUB	29.46	24.38	25.36	26.58	31.60	51.31	81.44	79.02	77.94	77.15	74.22	70.42	61.62	51.66	45.93	38.47	36.05	38.21	52.18	85.22	60.30	43.76	38.46	33.16
MICHIGAN.HUB	34.70	31.68	31.90	32.87	40.51	58.63	88.24	85.29	82.40	81.09	78.01	73.86	64.63	54.45	48.23	40.58	38.18	40.87	55.57	90.87	65.59	46.35	41.75	35.83
MINN.HUB	45.32	46.11	40.33	34.64	44.76	52.61	110.74	117.12	112.83	96.10	92.32	77.34	66.40	57.50	47.02	42.00	39.63	46.90	63.63	108.35	95.50	50.51	50.00	44.81
Cleared(GW)	54.6	55.1	54.7	54.8	56.7	60.3	65.0	66.5	67.1	67.5	66.6	66.3	65.8	63.9	63.7	63.3	63.4	63.1	64.0	65.8	65.3	63.3	60.1	56.9



## Preliminary Real-Time Prices with Forecasted and Actual System Load

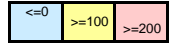
	HE1	HE2	HE3	HE4	HE5	HE6	HE7	HE8	HE9	HE10	HE11	HE12	HE13	HE14	HE15	HE16	HE17	HE18	HE19	HE20	HE21	HE22	HE23	HE24
CINERGY.HUB	24.28	13.60	27.87	51.46	26.35	53.38	90.04	40.90	40.90	37.08	62.70	48.20	48.88	35.10	47.58	38.92	24.00	23.84	41.35	80.37	40.12	29.45	34.35	28.10
FE.HUB	27.26	16.49	29.62	54.05	27.38	55.17	92.90	43.08	42.50	38.38	67.47	49.91	50.75	36.38	49.17	40.20	24.83	24.67	42.91	85.02	42.41	30.57	35.64	29.16
ILLINOIS.HUB	18.30	7.24	20.66	47.22	24.98	51.15	86.70	36.66	39.02	35.86	60.67	46.75	47.35	34.17	46.38	37.88	23.39	23.29	40.29	78.06	39.02	28.62	33.26	27.13
MICHIGAN.HUB	30.40	19.58	35.12	57.27	28.70	57.17	96.04	45.24	43.97	39.65	67.19	51.42	52.45	37.78	51.26	41.81	25.82	25.64	44.22	86.20	42.94	31.61	37.15	30.41
MINN.HUB	172.59	171.92	205.90	131.03	41.27	53.76	92.61	98.17	52.90	42.73	70.97	55.45	56.85	37.07	60.83	41.37	24.41	24.19	41.74	81.05	41.29	29.68	34.65	28.41
Forecasted(GW)	56.7	55.4	55.1	55.5	57.5	62.3	68.1	70.3	70.7	70.2	69.4	68.6	67.6	66.7	65.6	64.9	64.6	64.7	65.8	69.1	68.7	65.6	61.4	59.0
(RT) - (DA Load)	0.12	-1.30	-1.25	-1.01	-0.43	1.29	3.20	3.42	2.75	2.22	2.88	2.47	2.21	3.42	2.30	1.80	1.33	1.51	1.55	3.02	3.50	2.51	1.27	0.62



# MISO Hub Report

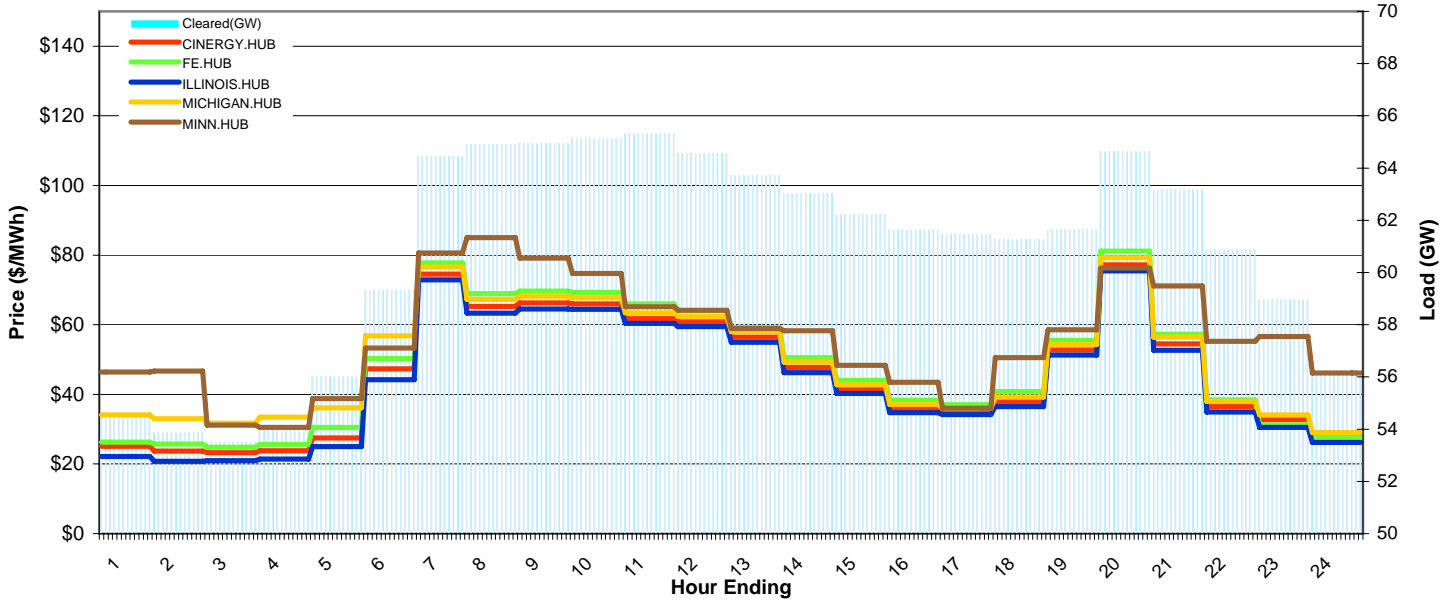
Delivery Day: Wednesday, March 21, 2007

Price Color Codes:



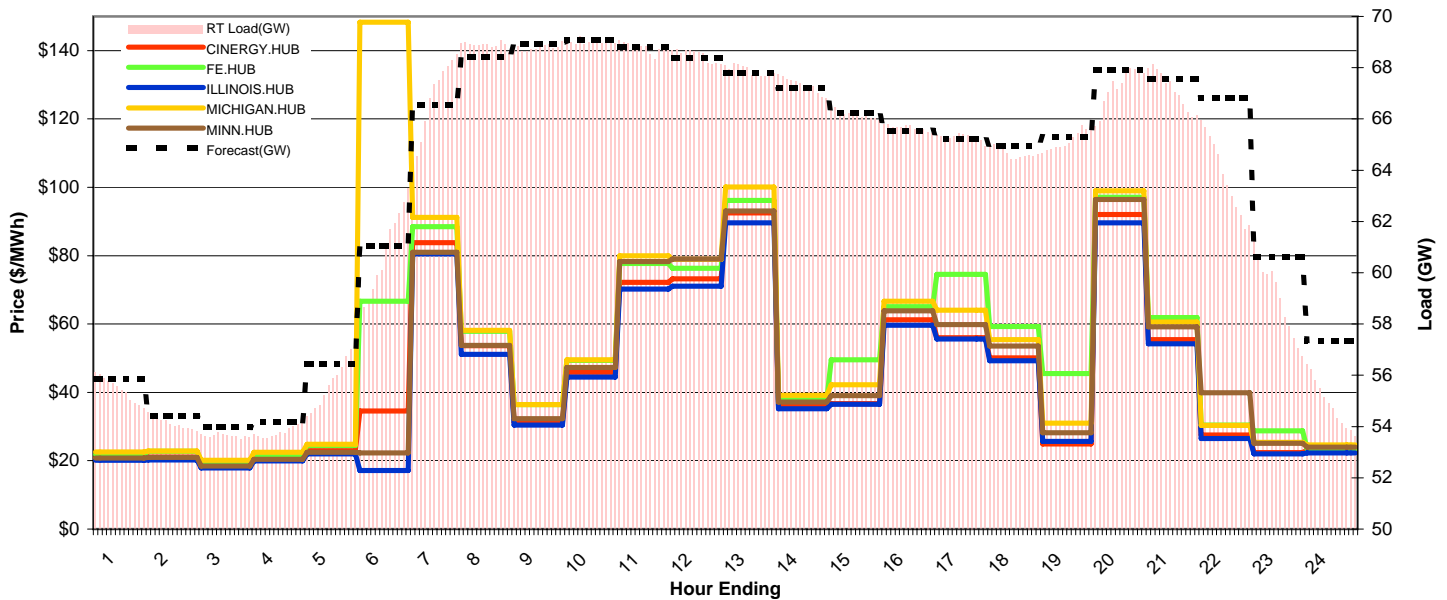
## Day-Ahead Prices and Cleared Load

	HE1	HE2	HE3	HE4	HE5	HE6	HE7	HE8	HE9	HE10	HE11	HE12	HE13	HE14	HE15	HE16	HE17	HE18	HE19	HE20	HE21	HE22	HE23	HE24
CINERGY.HUB	25.06	23.70	23.21	23.78	27.50	47.34	74.56	65.27	66.27	65.97	61.74	60.84	56.39	47.69	41.46	35.91	35.00	37.86	52.74	77.22	54.52	36.50	32.69	27.62
FE.HUB	26.29	25.69	24.82	25.66	30.55	50.29	77.78	68.94	69.70	69.29	65.95	64.02	59.16	50.57	44.04	38.36	37.04	40.82	55.52	81.17	57.23	38.38	31.21	27.57
ILLINOIS.HUB	22.17	20.76	20.95	21.38	24.96	44.24	72.92	63.37	64.55	64.41	60.38	59.50	55.00	46.20	40.25	34.77	34.16	36.50	51.31	75.48	52.63	34.95	30.56	26.17
MICHIGAN.HUB	34.09	32.97	31.67	33.45	36.16	56.81	76.52	67.32	68.20	67.78	63.38	62.44	57.97	49.26	42.76	37.10	35.97	39.23	54.31	79.26	56.42	37.98	34.10	29.06
MINN.HUB	46.41	46.65	31.17	30.53	38.75	53.31	80.59	85.00	79.15	74.75	65.12	64.11	58.94	58.26	48.35	43.43	36.03	50.51	58.51	76.30	71.15	55.27	56.66	46.14
Cleared(GW)	54.6	53.9	53.5	54.1	56.0	59.3	64.5	64.9	64.9	65.1	65.3	64.6	63.7	63.0	62.2	61.6	61.5	61.3	61.7	64.6	63.2	60.9	59.0	56.2



## Preliminary Real-Time Prices with Forecasted and Actual System Load

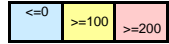
	HE1	HE2	HE3	HE4	HE5	HE6	HE7	HE8	HE9	HE10	HE11	HE12	HE13	HE14	HE15	HE16	HE17	HE18	HE19	HE20	HE21	HE22	HE23	HE24
CINERGY.HUB	20.88	21.09	18.66	20.79	22.94	34.58	83.77	53.64	31.15	45.92	72.20	73.23	92.55	36.23	36.75	61.28	55.97	50.06	24.89	92.06	55.39	27.51	22.41	23.12
FE.HUB	21.77	22.72	19.75	21.83	24.42	66.64	88.50	57.86	36.40	49.32	77.72	76.29	96.16	37.85	49.52	65.04	74.57	59.30	45.50	97.07	61.92	30.44	28.72	23.46
ILLINOIS.HUB	20.11	20.27	17.91	19.96	22.01	17.17	80.50	51.13	30.41	44.44	70.27	71.04	89.61	35.18	36.51	59.64	55.63	49.29	25.69	89.63	54.24	26.48	22.05	22.32
MICHIGAN.HUB	22.59	22.84	20.17	22.50	24.84	148.27	91.23	58.15	36.41	49.56	79.93	78.89	100.08	39.17	42.23	66.69	64.07	55.46	30.98	99.00	60.56	30.30	25.36	24.65
MINN.HUB	20.81	20.94	18.46	20.44	22.47	22.33	81.00	53.77	32.35	47.31	78.25	79.02	93.09	37.17	39.04	63.85	59.83	53.53	28.15	96.40	59.17	39.92	25.05	23.96
Forecasted(GW)	55.9	54.4	54.0	54.2	56.4	61.1	66.6	68.4	68.9	69.1	68.8	68.4	67.8	67.2	66.2	65.5	65.2	65.0	65.3	67.9	67.5	66.8	60.6	57.4
(RT) - (DA Load)	0.83	0.28	0.11	-0.31	-0.31	1.34	2.23	3.97	3.84	3.88	3.48	3.91	4.17	4.28	3.95	4.00	3.80	3.43	3.47	2.60	3.94	2.89	0.03	-1.33



# MISO Hub Report

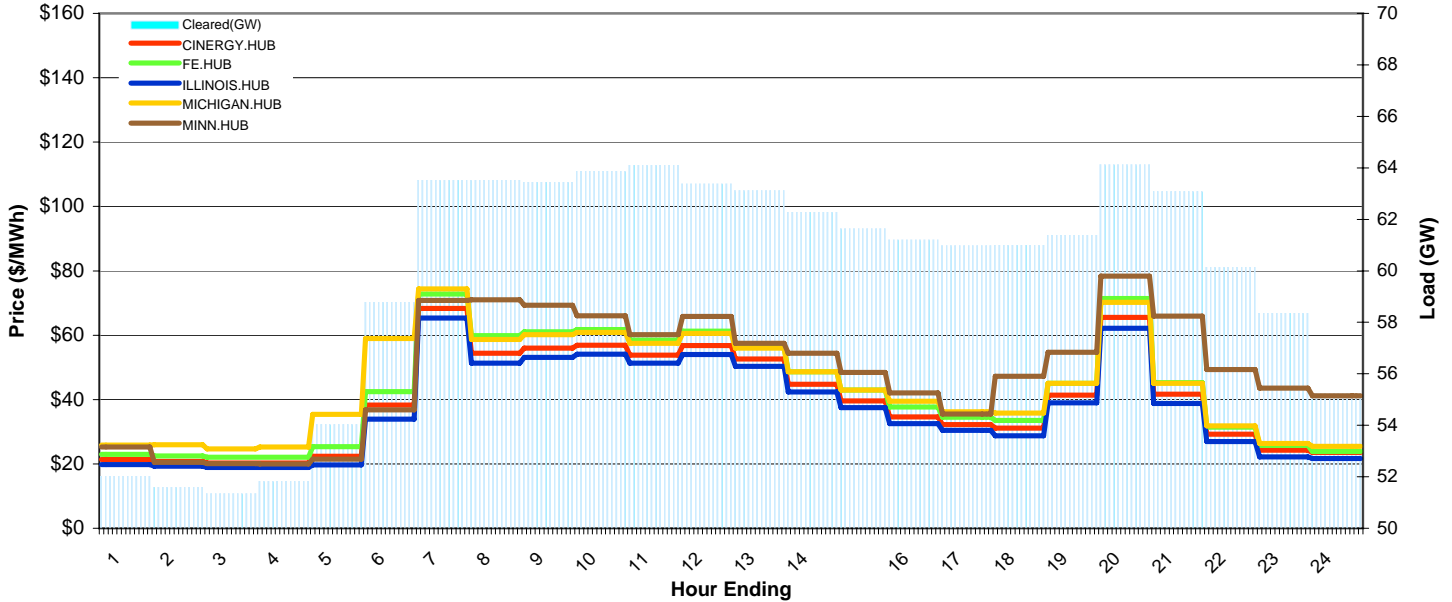
Delivery Day: Thursday, March 22, 2007

Price Color Codes:



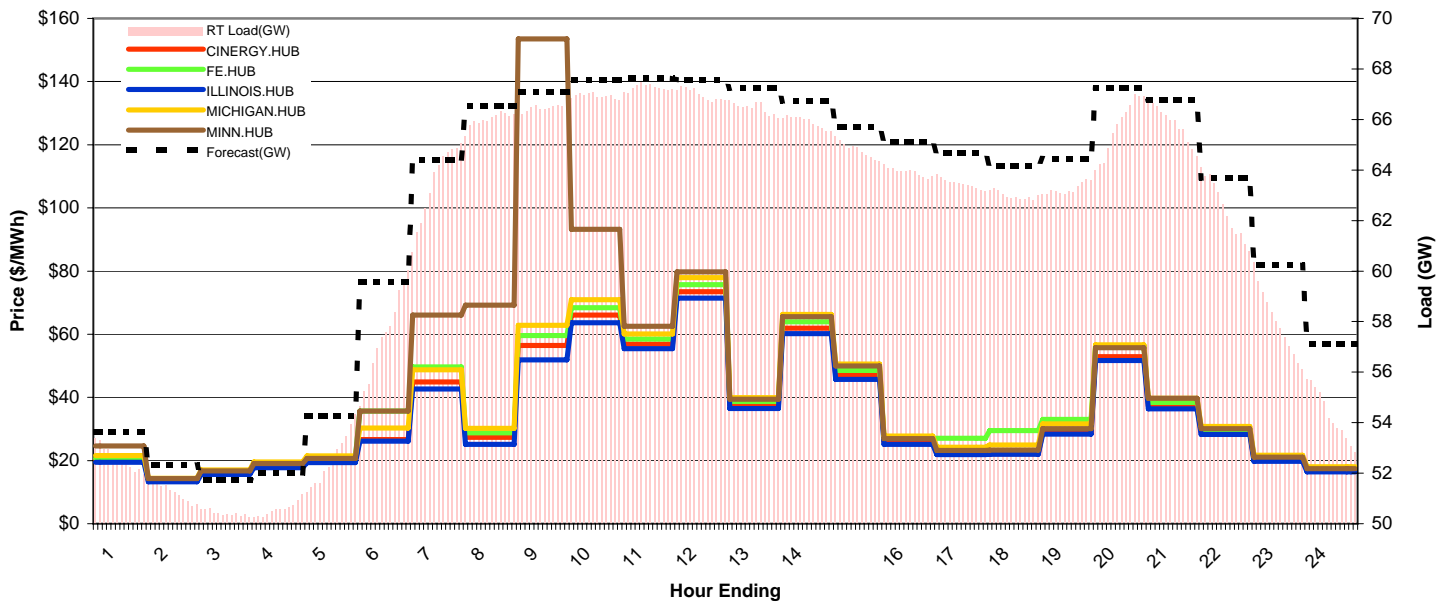
## Day-Ahead Prices and Cleared Load

	HE1	HE2	HE3	HE4	HE5	HE6	HE7	HE8	HE9	HE10	HE11	HE12	HE13	HE14	HE15	HE16	HE17	HE18	HE19	HE20	HE21	HE22	HE23	HE24
CINERGY.HUB	21.34	20.82	20.32	20.32	22.42	38.30	68.32	54.37	55.96	56.85	53.76	56.74	52.58	44.76	39.53	34.60	32.19	31.09	41.34	65.52	41.64	29.22	24.25	23.57
FE.HUB	22.95	22.43	22.07	22.04	25.33	42.50	72.81	59.82	61.02	61.74	58.52	61.21	56.48	48.61	42.95	37.69	34.55	33.51	45.02	71.40	45.22	31.42	25.79	23.83
ILLINOIS.HUB	19.75	19.30	18.94	18.85	19.70	33.86	65.29	51.27	53.10	54.12	51.27	54.04	50.27	42.38	37.48	32.50	30.41	28.73	38.96	62.18	38.81	26.92	22.16	21.68
MICHIGAN.HUB	25.82	25.97	24.64	25.23	35.43	58.93	74.34	58.68	60.15	60.88	57.49	60.58	56.00	48.62	42.91	39.47	36.19	35.75	45.01	70.18	45.07	31.87	26.33	25.48
MINN.HUB	25.26	20.48	20.05	20.00	21.50	36.82	70.81	71.00	69.29	66.04	60.21	65.78	57.45	54.36	48.38	42.11	35.51	47.24	54.72	78.35	65.89	49.31	43.51	41.14
Cleared(GW)	52.0	51.6	51.3	51.8	54.0	58.8	63.5	63.5	63.4	63.9	64.1	63.4	63.1	62.3	61.6	61.2	61.0	61.0	61.4	64.1	63.1	60.1	58.4	55.2



## Preliminary Real-Time Prices with Forecasted and Actual System Load

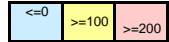
	HE1	HE2	HE3	HE4	HE5	HE6	HE7	HE8	HE9	HE10	HE11	HE12	HE13	HE14	HE15	HE16	HE17	HE18	HE19	HE20	HE21	HE22	HE23	HE24
CINERGY.HUB	20.38	13.77	16.23	18.53	20.14	26.67	44.86	27.33	56.41	66.10	56.84	73.42	37.50	61.95	47.04	25.89	22.33	22.24	29.09	52.88	37.31	28.93	20.34	16.97
FE.HUB	20.72	14.07	16.62	19.15	21.02	35.69	49.65	28.79	59.54	68.37	58.50	75.71	38.68	63.91	48.58	27.01	27.06	29.45	33.04	56.31	38.42	29.75	20.87	17.35
ILLINOIS.HUB	19.50	13.25	15.62	17.77	19.33	26.19	42.62	25.08	51.84	63.66	55.40	71.45	36.47	60.21	45.66	25.12	21.85	22.00	28.39	51.69	36.39	28.24	19.78	16.44
MICHIGAN.HUB	21.58	14.43	17.05	19.57	21.45	30.28	48.70	30.19	62.85	70.90	60.08	77.91	39.91	66.30	50.61	27.75	24.23	24.89	31.61	56.62	39.71	30.82	21.72	18.03
MINN.HUB	24.60	14.26	16.75	19.00	20.69	35.70	66.07	69.16	153.55	93.27	62.52	79.79	39.38	65.54	49.92	26.99	23.20	23.28	30.07	55.69	39.74	30.11	21.03	17.43
Forecasted(GW)	53.6	52.3	51.7	52.0	54.3	59.6	64.4	66.5	67.1	67.6	67.6	67.6	67.3	66.7	65.7	65.1	64.7	64.2	64.4	67.2	66.8	63.7	60.2	57.1
(RT) - (DA Load)	0.58	-0.32	-0.93	-1.24	-1.46	-1.38	-0.04	2.49	2.99	3.07	3.15	3.61	3.34	3.62	3.16	2.73	2.48	1.99	1.86	1.58	2.76	2.33	-0.39	-0.92



# MISO Hub Report

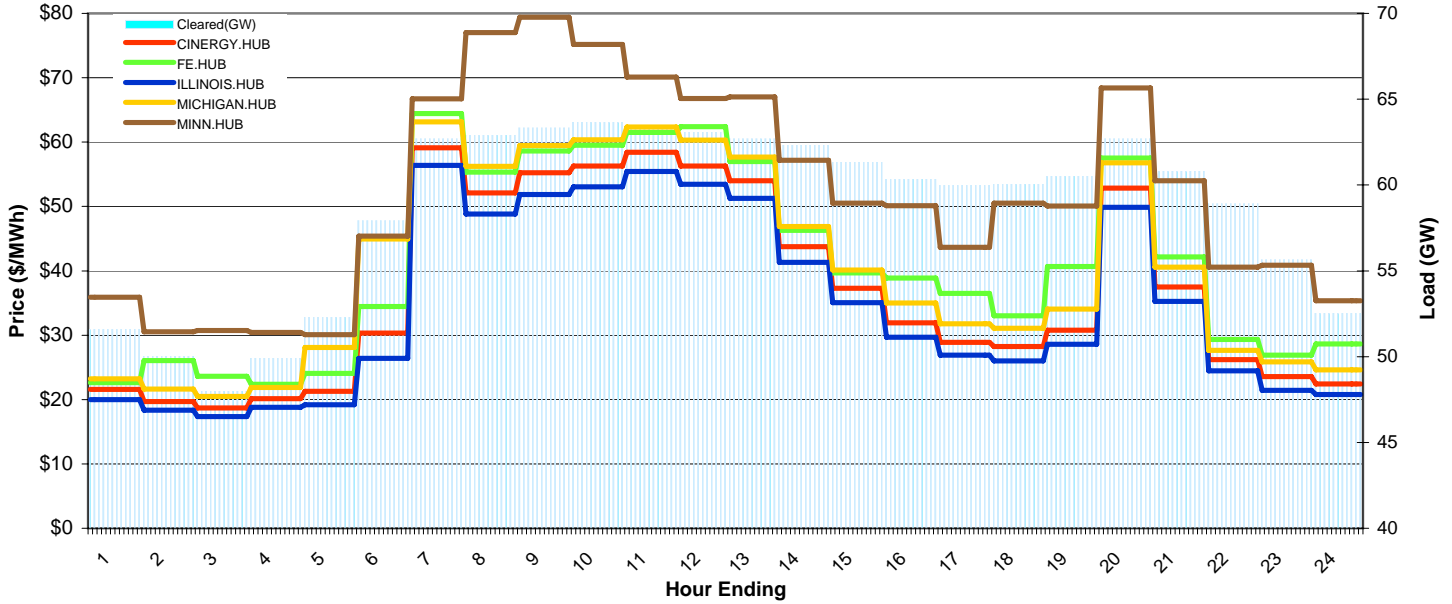
Delivery Day: Friday, March 23, 2007

Price Color Codes:



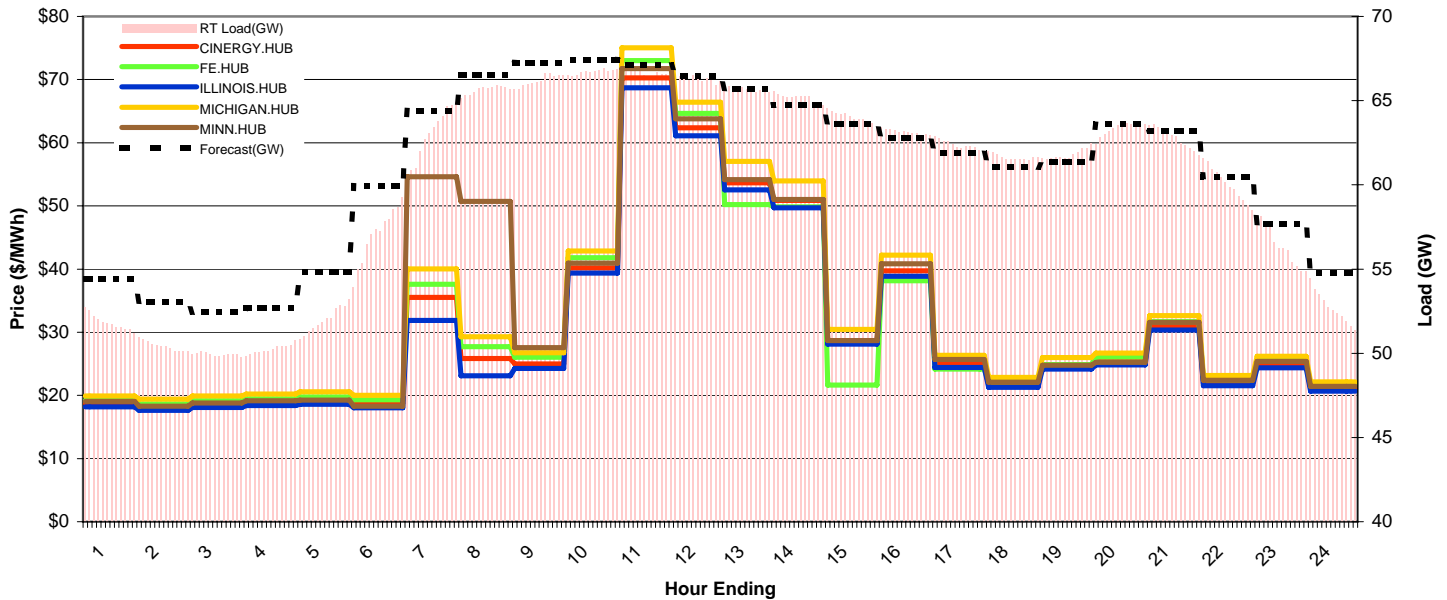
## Day-Ahead Prices and Cleared Load

	HE1	HE2	HE3	HE4	HE5	HE6	HE7	HE8	HE9	HE10	HE11	HE12	HE13	HE14	HE15	HE16	HE17	HE18	HE19	HE20	HE21	HE22	HE23	HE24
CINERGY.HUB	21.56	19.69	18.69	20.16	21.28	30.34	59.13	52.13	55.26	56.27	58.41	56.26	54.01	43.75	37.30	31.92	28.87	28.23	30.77	52.84	37.49	26.19	23.58	22.44
FE.HUB	22.63	26.06	23.62	22.37	24.08	34.44	64.42	55.35	58.62	59.52	61.52	62.42	56.97	46.27	39.68	38.88	36.49	33.02	40.66	57.54	42.17	29.32	26.88	28.63
ILLINOIS.HUB	19.98	18.33	17.34	18.79	19.17	26.38	56.39	48.83	51.88	53.07	55.44	53.46	51.27	41.34	35.07	29.70	26.91	25.98	28.60	49.89	35.23	24.47	21.43	20.76
MICHIGAN.HUB	23.21	21.62	20.47	21.87	28.07	44.96	63.12	56.21	59.49	60.37	62.37	60.32	57.69	46.89	40.11	35.00	31.75	31.07	34.04	56.76	40.55	27.64	25.86	24.63
MINN.HUB	35.89	30.51	30.71	30.44	30.08	45.40	66.74	77.01	79.41	75.18	70.12	66.76	67.02	57.19	50.54	50.10	43.66	50.50	50.08	68.41	54.00	40.58	40.88	35.37
Cleared(GW)	51.6	50.0	48.0	49.9	52.3	57.9	62.7	62.9	63.3	63.6	63.3	63.1	62.7	62.3	61.3	60.3	60.0	60.0	60.5	62.7	60.8	58.9	55.6	52.5



## Preliminary Real-Time Prices with Forecasted and Actual System Load

	HE1	HE2	HE3	HE4	HE5	HE6	HE7	HE8	HE9	HE10	HE11	HE12	HE13	HE14	HE15	HE16	HE17	HE18	HE19	HE20	HE21	HE22	HE23	HE24
CINERGY.HUB	18.79	18.24	18.70	19.02	19.25	18.72	35.50	25.83	25.00	40.20	70.27	62.37	53.66	50.85	28.69	39.74	24.94	21.65	24.63	25.33	30.91	21.88	24.90	21.16
FE.HUB	19.20	18.65	19.16	19.45	19.75	19.30	37.57	27.69	26.05	41.79	73.00	64.67	50.20	49.83	21.65	38.15	24.19	22.14	24.88	26.10	31.67	22.46	25.60	21.69
ILLINOIS.HUB	18.17	17.65	18.07	18.40	18.60	18.03	31.88	23.08	24.28	39.37	68.72	61.08	52.53	49.70	28.11	38.87	24.44	21.26	24.17	24.85	30.34	21.51	24.35	20.65
MICHIGAN.HUB	19.93	19.41	19.91	20.20	20.56	20.02	40.02	29.29	26.73	42.87	75.06	66.42	57.03	53.97	30.44	42.22	26.34	22.83	25.98	26.70	32.63	23.16	26.17	22.16
MINN.HUB	19.03	18.31	18.79	19.13	19.27	18.27	54.61	50.72	27.55	40.92	71.74	63.78	54.17	51.04	28.67	40.85	25.68	22.09	24.75	25.23	31.57	22.38	25.38	21.43
Forecasted(GW)	54.4	53.1	52.4	52.7	54.8	60.0	64.4	66.5	67.3	67.4	67.1	66.5	65.7	64.7	63.6	62.8	61.9	61.1	61.3	63.6	63.2	60.5	57.7	54.8
(RT) - (DA Load)	0.25	0.41	1.93	0.33	-0.30	-0.86	0.23	2.75	2.87	3.07	3.43	3.21	3.01	2.87	2.68	2.80	2.42	1.61	1.29	0.65	2.00	1.15	0.77	0.19



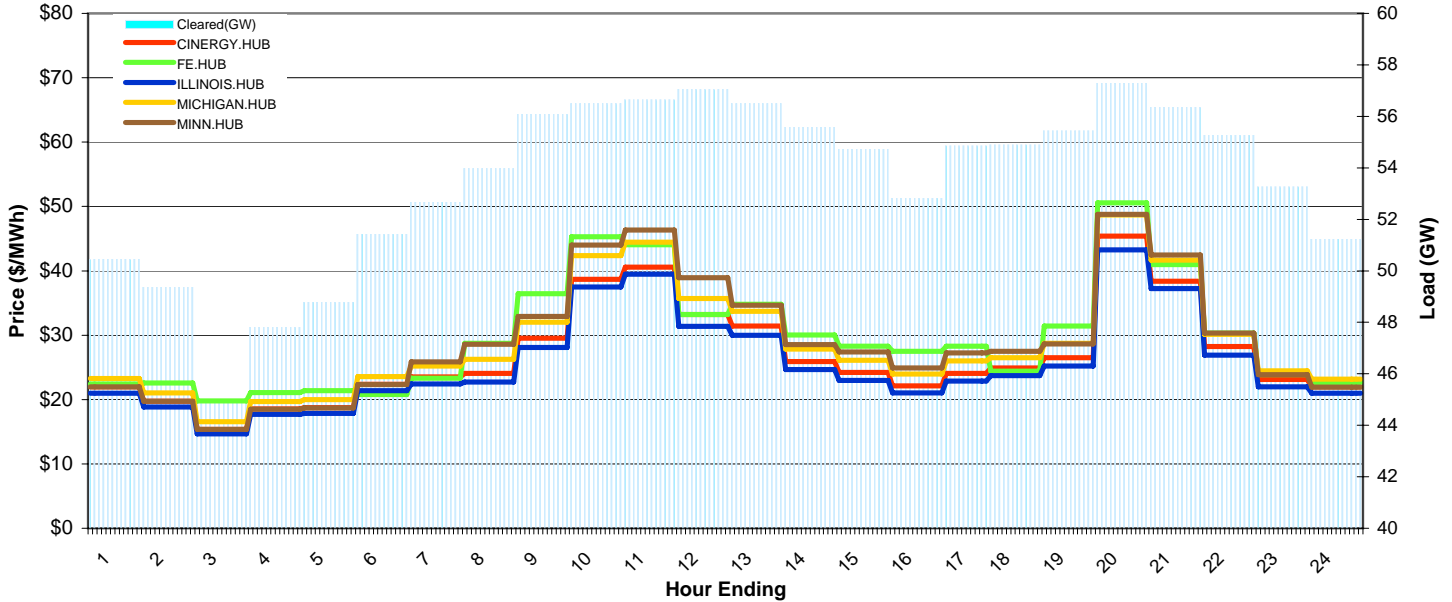
# MISO Hub Report

## Delivery Day: Saturday, March 24, 2007

Price Color Codes: ≤0 ≥100 ≥200

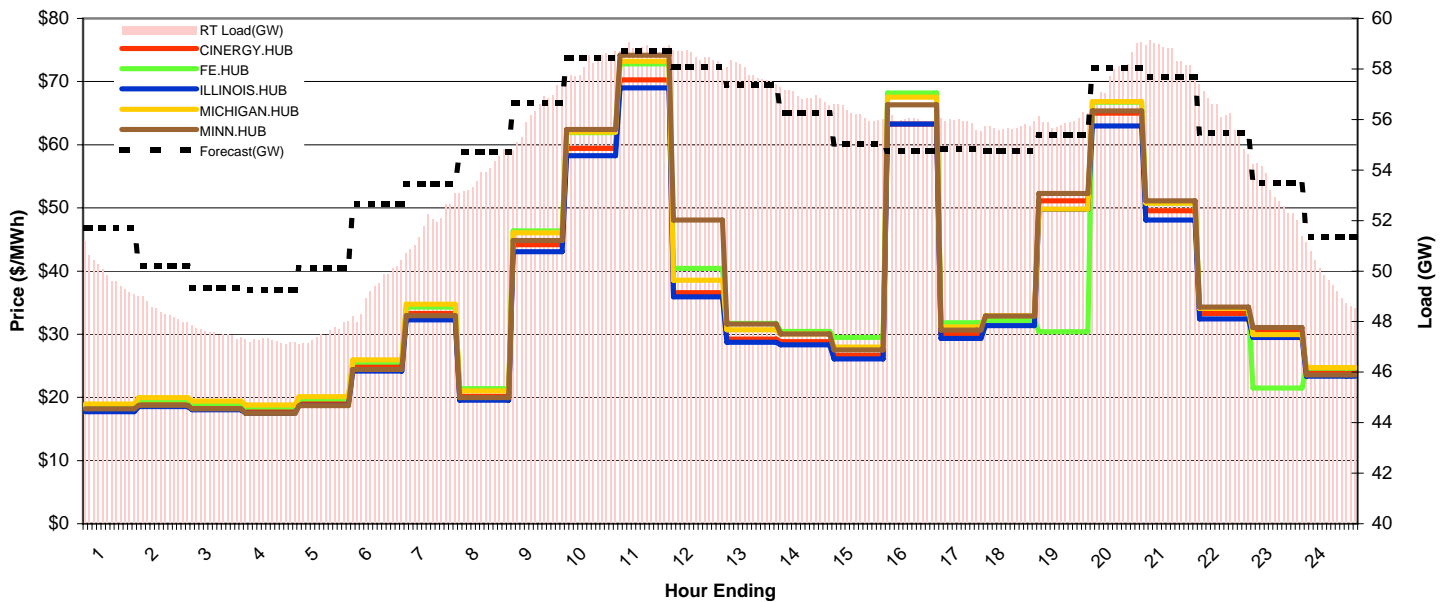
### Day-Ahead Prices and Cleared Load

	HE1	HE2	HE3	HE4	HE5	HE6	HE7	HE8	HE9	HE10	HE11	HE12	HE13	HE14	HE15	HE16	HE17	HE18	HE19	HE20	HE21	HE22	HE23	HE24
CINERGY.HUB	21.99	19.74	15.36	18.53	18.72	22.38	23.53	24.07	29.55	38.67	40.58	33.21	31.41	25.92	24.20	22.13	24.08	24.90	26.48	45.37	38.37	28.23	23.12	21.99
FE.HUB	22.43	22.55	19.79	21.09	21.37	20.78	23.34	28.72	36.44	45.30	44.05	33.22	34.82	30.01	28.30	27.48	28.30	24.39	31.42	50.57	40.95	30.31	23.85	22.65
ILLINOIS.HUB	21.00	18.85	14.66	17.69	17.87	21.38	22.42	22.70	28.09	37.48	39.46	31.37	29.96	24.67	22.96	21.01	22.85	23.71	25.22	43.25	37.24	26.91	21.96	20.99
MICHIGAN.HUB	23.29	21.02	16.55	19.71	19.98	23.58	25.20	26.24	32.03	42.38	44.43	35.70	33.69	27.86	26.09	23.99	25.98	26.51	28.74	48.66	41.68	30.12	24.46	23.18
MINN.HUB	21.96	19.72	15.35	18.50	18.69	22.34	25.87	28.61	32.89	44.00	46.33	38.94	34.66	28.56	27.39	24.90	27.25	27.49	28.63	48.77	42.45	30.34	23.85	21.95
Cleared(GW)	50.4	49.4	45.0	47.8	48.8	51.4	52.7	54.0	56.1	56.5	56.6	57.0	56.5	55.6	54.7	52.8	54.9	54.9	55.4	57.3	56.4	55.3	53.3	51.2



### Preliminary Real-Time Prices with Forecasted and Actual System Load

	HE1	HE2	HE3	HE4	HE5	HE6	HE7	HE8	HE9	HE10	HE11	HE12	HE13	HE14	HE15	HE16	HE17	HE18	HE19	HE20	HE21	HE22	HE23	HE24
CINERGY.HUB	18.24	19.18	18.64	18.07	19.37	24.93	33.29	20.16	44.16	59.41	70.28	36.58	29.23	28.85	26.84	63.27	30.12	32.18	51.10	65.00	49.53	33.30	30.30	24.13
FE.HUB	18.66	19.61	19.07	18.50	19.78	25.58	34.28	21.38	46.35	61.92	72.83	40.42	31.71	30.46	29.49	68.18	31.81	32.19	30.38	66.71	50.78	34.15	21.46	24.63
ILLINOIS.HUB	17.73	18.55	18.04	17.49	18.73	24.17	32.26	19.58	43.04	58.24	68.99	35.94	28.75	28.33	26.11	63.28	29.32	31.34	49.76	62.99	48.08	32.44	29.49	23.36
MICHIGAN.HUB	18.96	19.95	19.43	18.82	20.11	25.96	34.78	21.01	46.06	62.00	73.23	38.55	30.69	30.04	27.95	67.55	31.18	32.93	49.78	66.84	50.75	34.11	29.92	24.71
MINN.HUB	18.19	18.76	18.19	17.50	18.71	24.42	32.91	19.94	44.84	62.43	74.15	48.06	31.61	30.02	27.50	66.31	30.63	32.89	52.30	65.35	51.13	34.28	31.06	23.57
Forecasted(GW)	51.7	50.2	49.3	49.3	50.1	52.7	53.5	54.7	56.7	58.4	58.7	58.1	57.4	56.2	55.0	54.7	54.8	54.8	55.4	58.1	57.7	55.5	53.5	51.4
(RT) - (DA Load)	-0.57	-0.96	2.61	-0.58	-1.26	-2.09	-0.79	-0.09	0.22	1.72	2.18	1.45	1.35	1.37	1.49	3.14	1.04	0.80	0.52	0.55	2.25	0.86	-0.26	-1.61





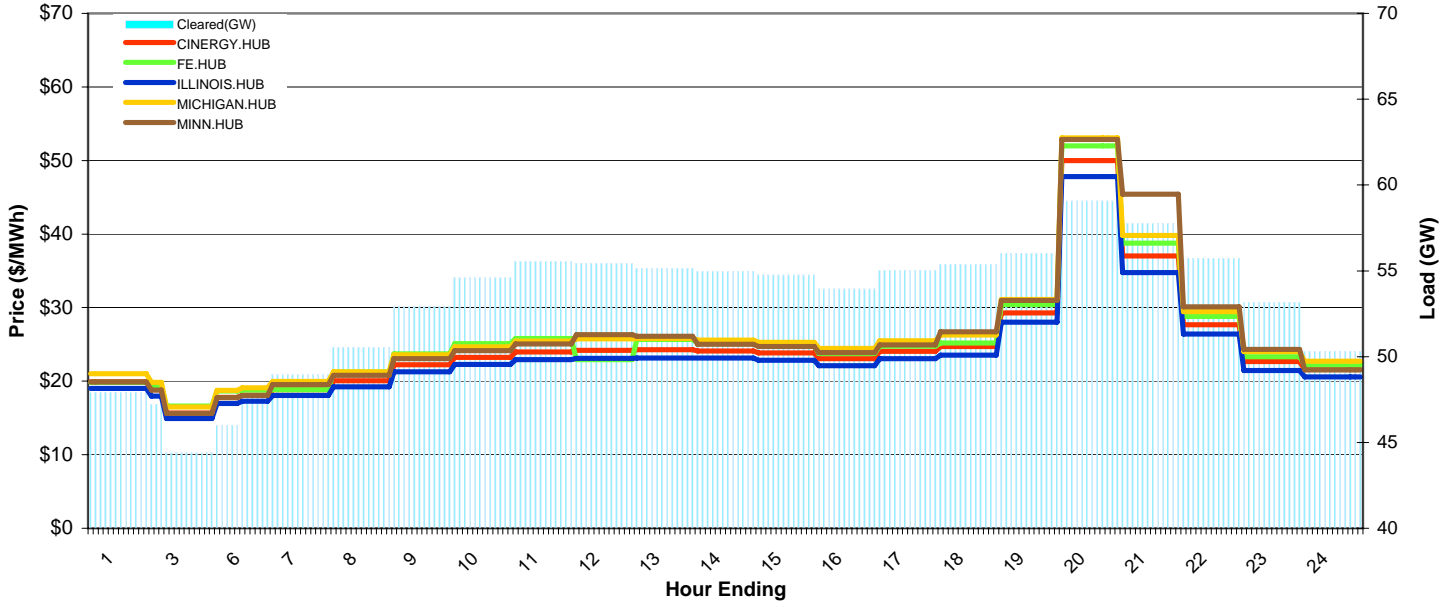
# MISO Hub Report

Delivery Day: Sunday, March 25, 2007

Price Color Codes: ≤0 ≥100 ≥200

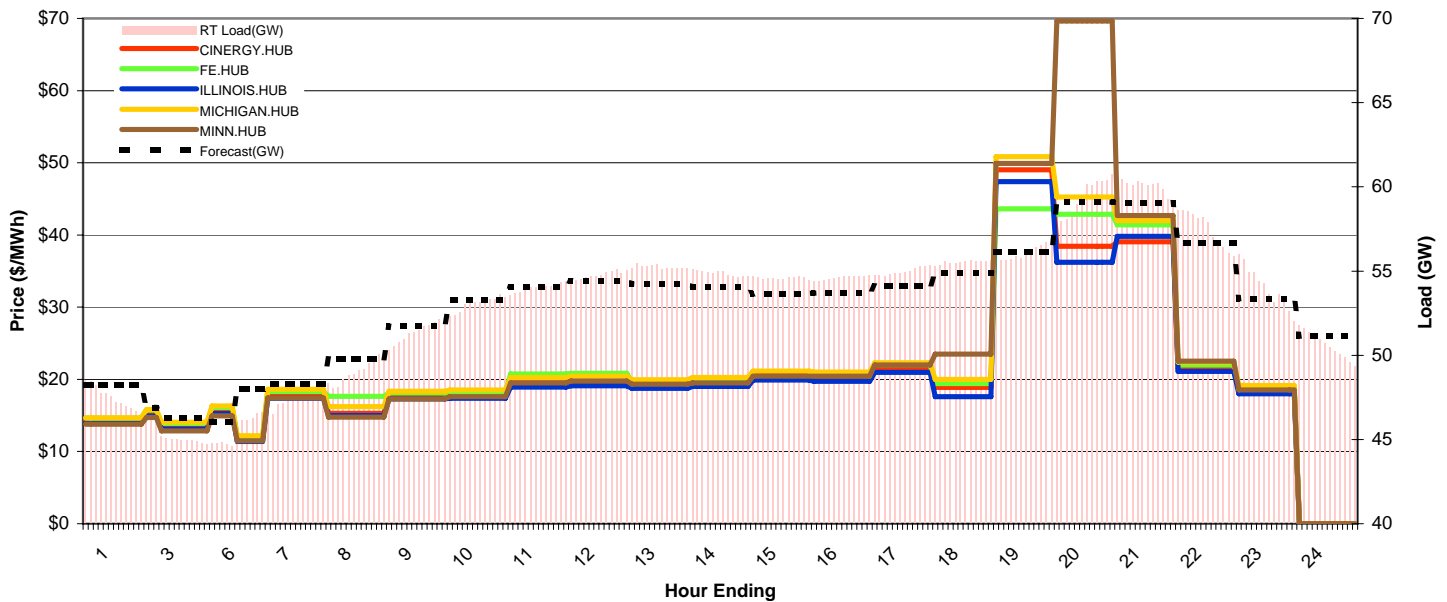
## Day-Ahead Prices and Cleared Load

	HE1	HE2	HE3	HE4	HE5	HE6	HE7	HE8	HE9	HE10	HE11	HE12	HE13	HE14	HE15	HE16	HE17	HE18	HE19	HE20	HE21	HE22	HE23	HE24
CINERGY.HUB	19.93	18.82	15.65	17.79	17.79	18.09	18.83	20.05	22.21	23.25	23.95	24.20	24.27	24.12	23.82	23.04	24.04	24.69	29.28	49.99	37.04	27.68	22.65	21.56
FE.HUB	19.83	19.33	16.61	18.68	18.69	18.79	18.82	21.23	23.69	25.09	25.78	22.94	25.68	25.16	24.85	23.74	24.77	25.19	30.42	52.01	38.76	28.81	23.34	22.20
ILLINOIS.HUB	19.03	17.97	14.94	16.98	16.98	17.27	18.05	19.22	21.28	22.29	22.94	23.08	23.16	23.13	22.84	22.09	23.05	23.55	28.01	47.82	34.78	26.42	21.43	20.59
MICHIGAN.HUB	21.00	19.84	16.51	18.76	18.76	19.08	19.97	21.27	23.56	24.67	25.43	25.76	25.82	25.58	25.26	24.43	25.49	26.27	31.09	53.09	39.82	29.45	24.02	22.73
MINN.HUB	19.90	18.79	15.63	17.76	17.76	18.07	19.53	20.80	23.04	24.13	25.04	26.30	26.12	25.02	24.71	23.90	24.93	26.73	30.97	52.88	45.44	30.09	24.34	21.53
Cleared(GW)	47.9	47.2	44.4	46.0	46.5	47.8	48.9	50.6	52.9	54.6	55.5	55.5	55.2	55.0	54.8	53.9	55.0	55.4	56.0	59.1	57.8	55.7	53.2	50.3



## Preliminary Real-Time Prices with Forecasted and Actual System Load

	HE1	HE2	HE3	HE4	HE5	HE6	HE7	HE8	HE9	HE10	HE11	HE12	HE13	HE14	HE15	HE16	HE17	HE18	HE19	HE20	HE21	HE22	HE23	HE24
CINERGY.HUB	14.37	15.43	13.62	15.78	16.82	11.76	17.94	15.28	17.81	17.92	19.50	19.63	19.34	19.63	20.56	20.39	21.65	18.88	49.04	38.45	39.05	21.44	18.50	0.00
FE.HUB	14.64	15.74	13.89	16.11	17.25	11.99	18.31	17.65	18.12	18.20	20.76	20.85	19.65	19.94	20.31	20.75	22.05	19.41	43.62	42.88	41.41	21.98	18.78	0.00
ILLINOIS.HUB	13.86	14.89	13.14	15.25	16.23	11.41	17.37	14.97	17.27	17.40	18.94	19.09	18.76	19.02	19.89	19.72	20.97	17.61	47.40	36.20	39.81	21.11	17.99	0.00
MICHIGAN.HUB	14.67	15.81	14.04	16.33	17.47	12.20	18.62	16.24	18.36	18.52	20.25	20.45	19.96	20.25	21.14	21.01	22.29	19.98	50.87	45.25	42.00	22.37	19.13	0.00
MINN.HUB	13.77	14.73	12.85	14.95	15.98	11.47	17.44	14.77	17.28	17.62	19.52	19.75	19.31	19.52	20.45	20.43	21.99	23.48	49.92	69.65	42.71	22.54	18.54	0.00
Forecasted(GW)	48.2	46.9	46.3	46.0	46.6	48.0	48.3	49.8	51.7	53.3	54.1	54.4	54.2	54.0	53.7	53.7	54.1	54.9	56.1	59.1	59.1	56.7	53.4	51.1
(RT) - (DA Load)	-0.44	-0.96	0.56	-1.23	#DIV/0!	-1.53	-1.46	-1.48	-1.54	-1.53	-1.52	-0.70	0.07	-0.13	-0.19	0.66	-0.07	0.15	0.10	0.26	2.29	1.81	0.89	0.27



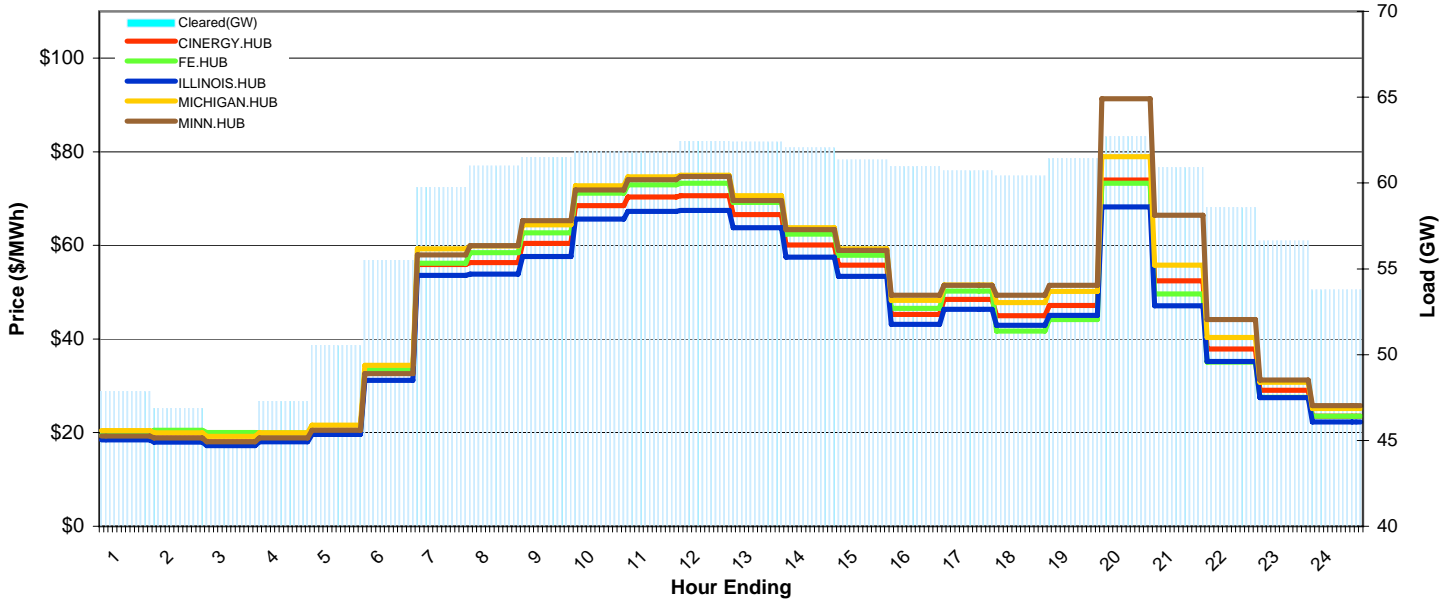
# MISO Hub Report

Delivery Day: Monday, March 26, 2007

Price Color Codes: ≤0 ≥100 ≥200

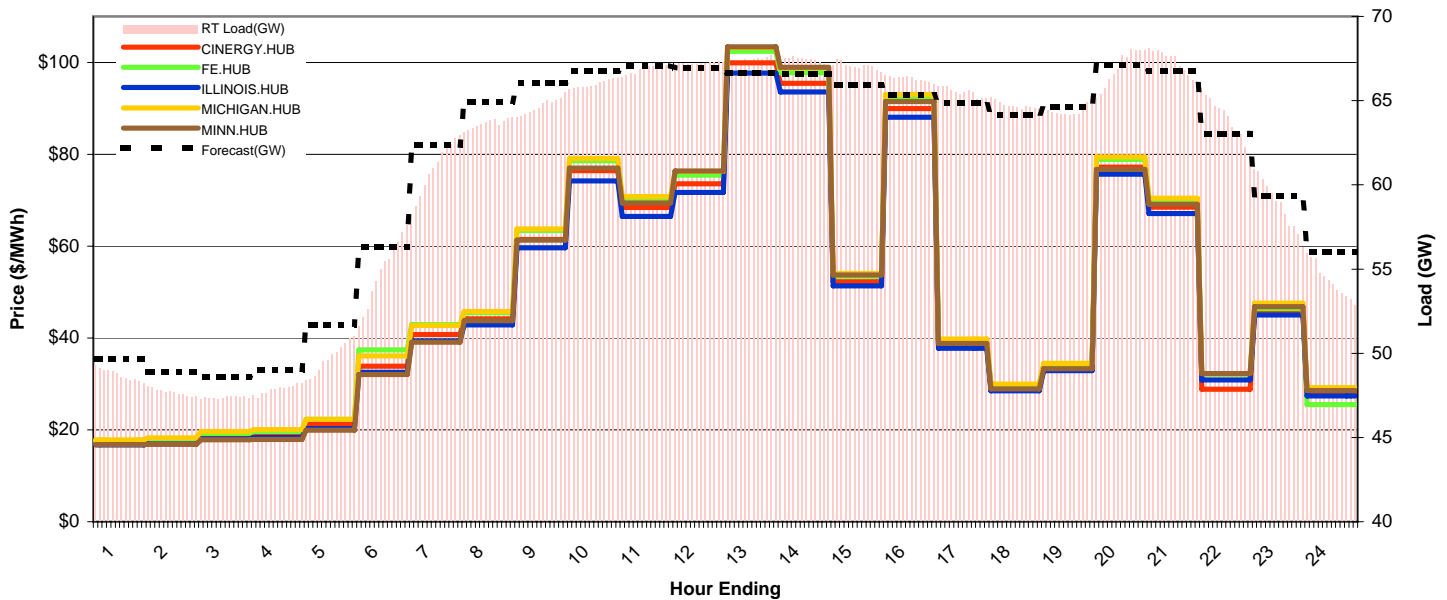
## Day-Ahead Prices and Cleared Load

	HE1	HE2	HE3	HE4	HE5	HE6	HE7	HE8	HE9	HE10	HE11	HE12	HE13	HE14	HE15	HE16	HE17	HE18	HE19	HE20	HE21	HE22	HE23	HE24
CINERGY.HUB	19.33	18.86	18.07	18.90	20.52	32.65	55.90	56.34	60.46	68.53	70.33	70.59	66.59	60.07	55.82	45.26	48.50	45.00	47.20	73.94	52.44	37.85	29.05	23.49
FE.HUB	19.40	20.48	20.01	19.95	20.16	33.43	56.17	58.44	62.66	71.20	72.97	73.26	69.17	62.42	57.93	46.53	50.28	41.67	44.13	73.30	49.60	35.10	27.55	23.53
ILLINOIS.HUB	18.46	18.01	17.26	18.05	19.60	31.18	53.60	53.84	57.62	65.63	67.28	67.48	63.79	57.47	53.41	43.12	46.37	42.95	45.04	68.21	47.10	35.19	27.48	22.32
MICHIGAN.HUB	20.44	19.99	19.18	19.98	21.63	34.42	59.26	59.87	64.37	72.73	74.67	74.99	70.65	63.79	59.27	48.25	51.54	47.78	50.19	78.96	55.79	40.34	30.76	25.17
MINN.HUB	19.30	18.84	18.05	18.87	20.49	32.60	57.97	59.98	65.29	71.83	74.02	74.69	69.58	63.38	58.93	49.38	51.51	49.39	51.46	91.31	66.42	44.13	31.27	25.76
Cleared(GW)	47.8	46.9	45.5	47.3	50.5	55.5	59.7	61.0	61.5	61.8	61.8	62.4	62.4	62.1	61.3	60.9	60.7	60.4	61.4	62.7	60.9	58.6	56.6	53.8



## Preliminary Real-Time Prices with Forecasted and Actual System Load

	HE1	HE2	HE3	HE4	HE5	HE6	HE7	HE8	HE9	HE10	HE11	HE12	HE13	HE14	HE15	HE16	HE17	HE18	HE19	HE20	HE21	HE22	HE23	HE24
CINERGY.HUB	17.26	17.53	18.82	19.14	21.21	33.87	40.78	44.14	61.47	76.39	68.38	73.58	99.89	95.47	52.28	89.93	38.53	29.10	33.54	77.19	68.47	28.86	45.85	28.07
FE.HUB	17.55	17.86	19.22	19.65	22.26	37.44	42.90	45.51	63.39	78.55	70.29	75.44	102.41	97.77	53.44	91.93	39.36	29.76	34.27	78.87	70.02	32.12	46.38	25.50
ILLINOIS.HUB	16.70	16.92	18.06	18.30	20.27	32.52	39.35	42.85	59.60	74.20	66.46	71.65	97.65	93.57	51.35	88.05	37.78	28.52	32.86	75.64	67.07	30.88	44.97	27.39
MICHIGAN.HUB	17.85	18.23	19.63	20.05	22.31	36.11	42.69	45.79	63.72	79.10	70.78	76.31	103.22	98.79	54.04	92.97	39.77	29.95	34.49	79.42	70.42	32.23	47.58	29.21
MINN.HUB	16.79	16.84	17.84	17.90	19.95	32.03	39.08	43.77	61.33	76.99	69.36	76.33	103.40	98.90	53.74	91.49	38.78	28.91	33.30	76.72	69.12	32.28	46.78	28.54
Forecasted(GW)	49.7	48.9	48.6	49.0	51.7	56.3	62.3	64.9	66.1	66.7	67.1	66.9	66.6	66.6	65.9	65.3	64.8	64.1	64.6	67.1	66.8	63.0	59.3	56.0
(RT) - (DA Load)	0.87	0.81	1.84	0.56	-0.83	-0.66	1.20	2.64	3.15	4.15	5.03	4.80	5.08	5.39	5.71	5.35	4.78	4.31	2.97	4.23	6.36	5.32	2.23	0.55



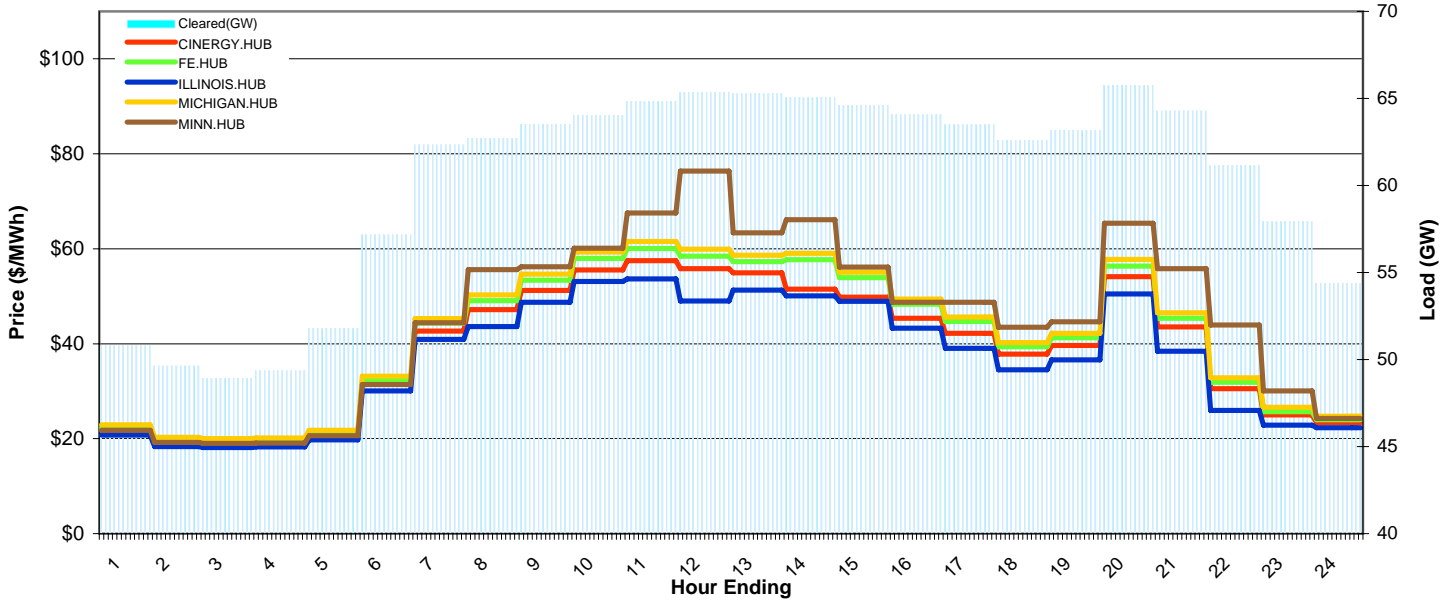
# MISO Hub Report

Delivery Day: Tuesday, March 27, 2007

Price Color Codes: ≤0 ≥100 ≥200

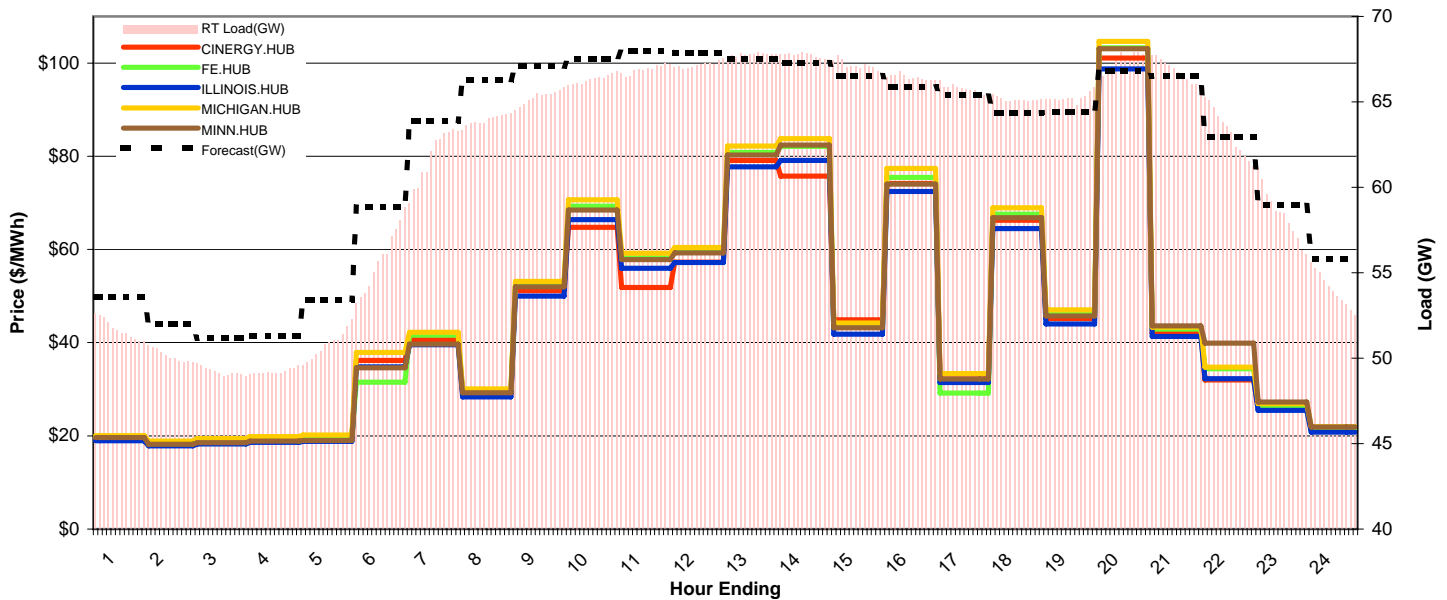
## Day-Ahead Prices and Cleared Load

	HE1	HE2	HE3	HE4	HE5	HE6	HE7	HE8	HE9	HE10	HE11	HE12	HE13	HE14	HE15	HE16	HE17	HE18	HE19	HE20	HE21	HE22	HE23	HE24
CINERGY.HUB	21.77	19.22	19.02	19.09	20.66	31.48	42.69	47.15	51.25	55.55	57.47	55.83	54.94	51.49	49.81	45.37	42.21	37.82	39.62	54.11	43.55	30.51	24.98	23.42
FE.HUB	22.29	19.68	19.47	19.55	21.15	32.23	44.34	49.09	53.39	57.96	60.07	58.43	57.31	57.72	53.92	48.33	44.67	39.35	41.22	56.36	45.38	31.91	25.68	24.00
ILLINOIS.HUB	20.79	18.36	18.16	18.24	19.73	30.07	40.92	43.62	48.76	53.14	53.66	49.03	51.26	50.06	48.96	43.30	39.05	34.54	36.61	50.46	38.43	25.93	22.88	22.28
MICHIGAN.HUB	22.95	20.27	20.05	20.13	21.78	33.19	45.28	50.27	54.63	59.30	61.53	59.93	58.62	59.04	55.09	49.38	45.66	40.25	42.17	57.74	46.50	32.82	26.61	24.75
MINN.HUB	21.74	19.20	18.99	19.07	20.63	31.44	44.44	55.61	56.18	60.15	67.52	76.34	63.37	66.15	56.16	48.72	48.72	43.49	44.64	65.35	55.78	43.93	30.06	24.29
Cleared(GW)	50.8	49.6	48.9	49.4	51.8	57.2	62.3	62.7	63.5	64.0	64.8	65.4	65.3	65.1	64.6	64.1	63.5	62.6	63.2	65.8	64.3	61.2	57.9	54.4



## Preliminary Real-Time Prices with Forecasted and Actual System Load

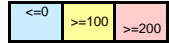
	HE1	HE2	HE3	HE4	HE5	HE6	HE7	HE8	HE9	HE10	HE11	HE12	HE13	HE14	HE15	HE16	HE17	HE18	HE19	HE20	HE21	HE22	HE23	HE24
CINERGY.HUB	19.39	18.25	18.75	19.17	19.43	36.22	40.67	29.03	51.13	64.75	51.83	57.27	79.08	75.72	44.89	74.15	32.17	66.28	45.15	101.08	42.03	32.03	25.88	21.19
FE.HUB	19.73	18.55	19.07	19.50	19.79	31.50	41.63	29.71	52.20	69.29	58.14	59.48	80.79	82.13	43.32	75.48	29.15	67.59	46.18	103.29	42.89	34.43	26.39	21.34
ILLINOIS.HUB	18.97	17.82	18.25	18.62	18.80	34.81	39.54	28.37	50.01	66.40	55.95	57.22	77.75	79.12	41.84	72.47	31.43	64.50	43.98	98.75	41.34	32.29	25.48	20.79
MICHIGAN.HUB	20.06	18.90	19.42	19.86	20.18	37.90	42.22	30.09	53.17	70.66	59.18	60.44	82.21	83.76	44.24	77.41	33.38	68.96	47.04	104.62	43.36	34.73	26.93	21.94
MINN.HUB	19.62	18.19	18.54	18.85	19.00	34.62	39.68	29.22	51.98	68.45	57.82	59.24	80.30	82.43	43.19	74.03	32.22	66.84	45.74	103.06	43.63	39.92	27.24	21.88
Forecasted(GW)	53.6	52.0	51.2	51.3	53.4	58.8	63.9	66.3	67.1	67.5	68.0	67.8	67.5	67.3	66.5	65.8	65.4	64.4	64.4	66.8	66.5	62.9	59.0	55.8
(RT) - (DA Load)	0.89	0.50	0.27	-0.15	-1.01	-1.42	-0.57	1.23	1.74	2.28	2.06	1.80	2.47	2.65	2.51	2.35	2.26	2.55	2.07	1.61	2.51	2.07	0.44	-0.37



# MISO Hub Report

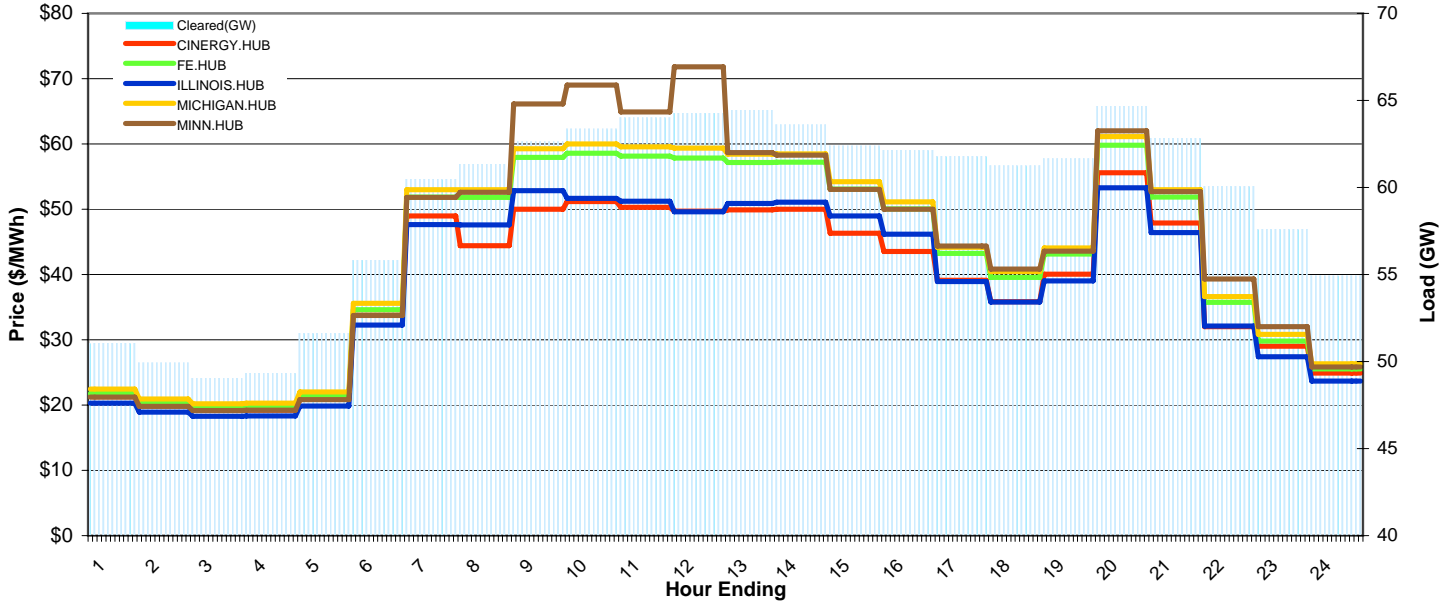
Delivery Day: Wednesday, March 28, 2007

Price Color Codes:



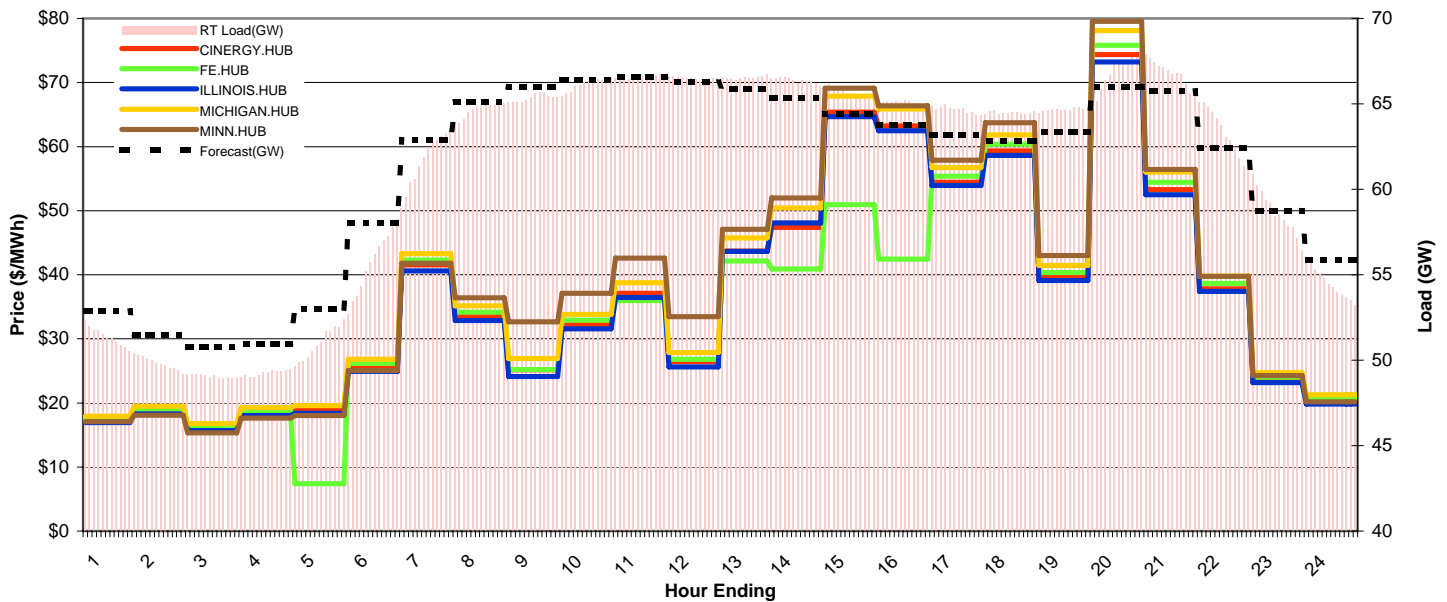
## Day-Ahead Prices and Cleared Load

	HE1	HE2	HE3	HE4	HE5	HE6	HE7	HE8	HE9	HE10	HE11	HE12	HE13	HE14	HE15	HE16	HE17	HE18	HE19	HE20	HE21	HE22	HE23	HE24
CINERGY.HUB	21.27	19.84	19.18	19.24	20.87	33.78	48.95	44.43	50.00	51.20	50.27	49.70	49.89	50.00	46.32	43.51	39.12	35.81	40.06	55.61	47.88	32.03	29.01	24.90
FE.HUB	21.78	20.31	19.63	19.70	21.37	34.59	51.88	51.83	57.92	58.58	58.15	57.84	57.16	57.19	53.08	50.04	43.23	39.57	43.12	59.79	51.86	35.72	29.80	25.53
ILLINOIS.HUB	20.31	18.92	18.27	18.32	19.86	32.26	47.67	47.62	52.85	51.65	51.21	49.63	50.87	51.10	48.95	46.16	38.94	35.79	39.03	53.26	46.44	32.10	27.38	23.68
MICHIGAN.HUB	22.43	20.91	20.22	20.29	22.00	35.61	52.98	52.99	59.28	60.02	59.57	59.34	58.44	58.46	54.21	51.11	44.19	40.46	44.05	61.14	52.99	36.64	30.83	26.33
MINN.HUB	21.24	19.81	19.15	19.21	20.84	33.74	51.82	52.62	66.14	69.04	64.89	71.80	58.67	58.27	53.02	49.98	44.37	40.83	43.58	62.00	52.69	39.33	32.03	25.85
Cleared(GW)	51.0	49.9	49.0	49.3	51.6	55.8	60.5	61.3	62.6	63.4	64.0	64.3	64.4	63.6	62.4	62.1	61.8	61.3	61.6	64.7	62.8	60.1	57.6	54.9



## Preliminary Real-Time Prices with Forecasted and Actual System Load

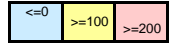
	HE1	HE2	HE3	HE4	HE5	HE6	HE7	HE8	HE9	HE10	HE11	HE12	HE13	HE14	HE15	HE16	HE17	HE18	HE19	HE20	HE21	HE22	HE23	HE24
CINERGY.HUB	17.35	18.77	16.15	18.58	18.94	25.78	41.57	33.49	25.16	32.24	37.10	26.49	43.68	47.41	65.36	63.24	54.42	59.33	39.70	74.35	53.29	37.81	23.49	20.27
FE.HUB	17.56	19.02	16.33	18.77	7.40	26.17	42.29	34.15	25.24	32.92	35.98	26.83	42.14	40.89	50.95	42.44	55.38	60.35	40.34	75.79	54.45	38.65	24.03	20.62
ILLINOIS.HUB	16.95	18.30	15.69	18.02	18.38	24.94	40.62	32.88	24.14	31.57	36.45	25.62	43.63	48.08	64.69	62.45	53.91	58.62	39.08	73.21	52.50	37.38	23.16	19.84
MICHIGAN.HUB	17.93	19.49	16.77	19.30	19.58	26.80	43.30	35.16	26.94	33.82	38.76	27.87	45.75	50.44	67.85	65.86	56.75	61.80	41.46	78.10	56.04	39.81	24.72	21.26
MINN.HUB	17.07	18.06	15.34	17.63	18.03	25.09	41.82	36.41	32.68	37.09	42.58	33.44	47.09	51.99	69.13	66.36	57.87	63.72	42.99	79.57	56.42	39.77	24.26	20.19
Forecasted(GW)	52.9	51.5	50.8	50.9	53.0	58.0	62.9	65.1	66.0	66.4	66.6	66.3	65.9	65.3	64.4	63.8	63.2	62.9	63.3	66.0	65.7	62.4	58.7	55.8
(RT) - (DA Load)	0.33	-0.11	0.02	-0.13	-0.65	-0.14	1.25	3.26	2.70	2.75	2.60	2.19	2.07	2.76	3.24	2.92	2.86	3.20	3.00	2.19	4.01	3.30	1.06	-0.45



# MISO Hub Report

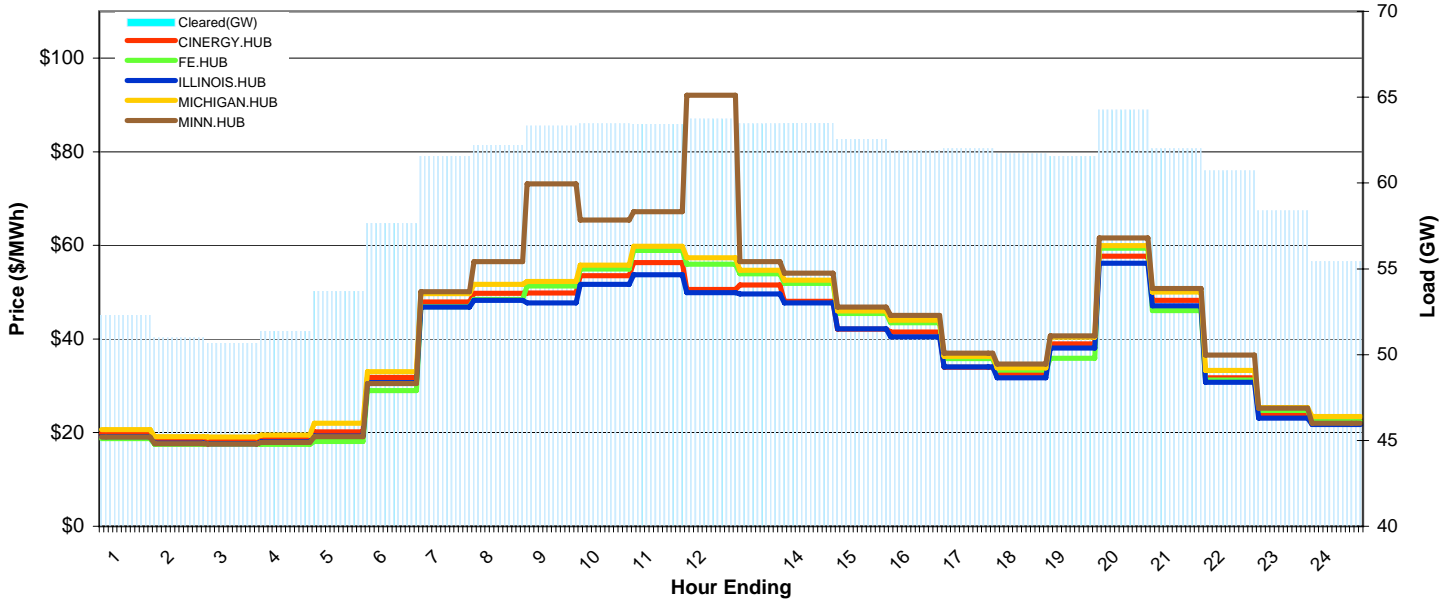
Delivery Day: Thursday, March 29, 2007

Price Color Codes:



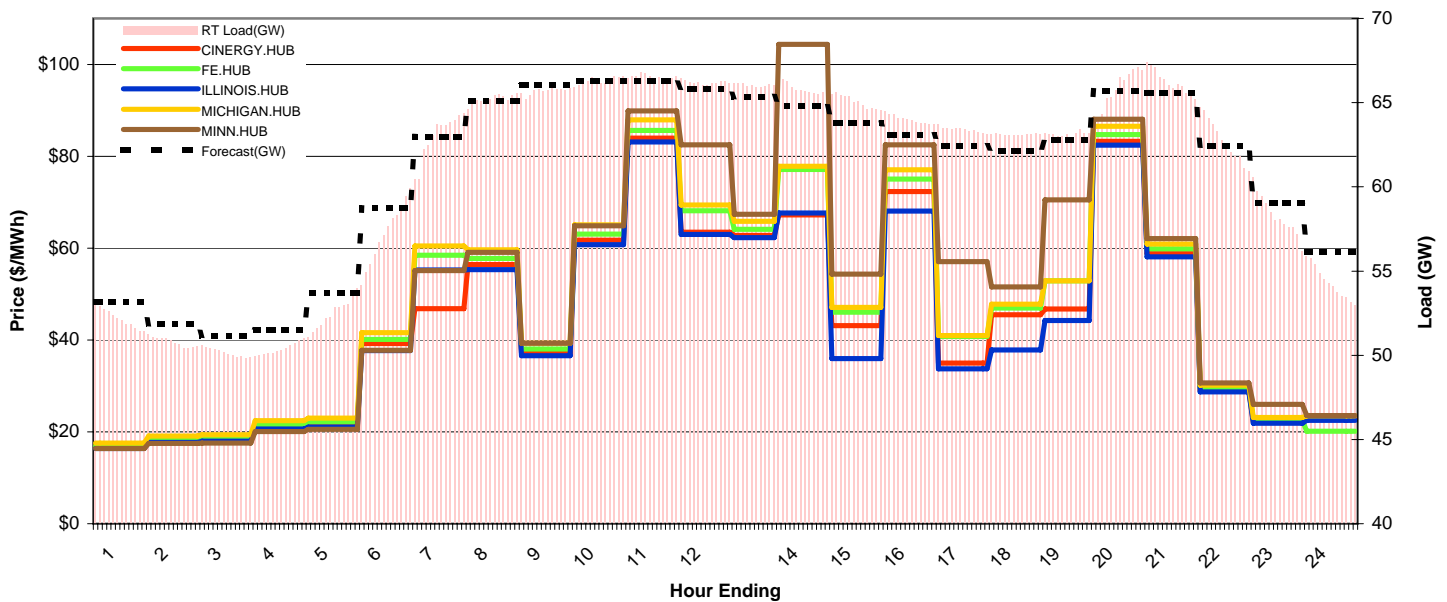
## Day-Ahead Prices and Cleared Load

	HE1	HE2	HE3	HE4	HE5	HE6	HE7	HE8	HE9	HE10	HE11	HE12	HE13	HE14	HE15	HE16	HE17	HE18	HE19	HE20	HE21	HE22	HE23	HE24
CINERGY.HUB	19.87	18.41	18.32	18.74	20.20	31.77	47.95	49.74	49.85	53.52	56.34	50.57	51.58	48.09	42.09	41.51	34.00	32.47	38.99	57.71	48.24	31.71	23.96	22.52
FE.HUB	18.74	17.48	17.54	17.48	18.09	28.99	46.93	48.49	51.35	54.94	58.91	56.01	53.96	51.89	45.44	43.49	35.85	33.37	35.90	59.41	46.11	31.22	24.74	22.33
ILLINOIS.HUB	19.17	17.76	17.67	18.07	19.26	30.67	46.84	48.24	47.70	51.68	53.72	49.88	49.64	47.74	42.16	40.47	34.08	31.70	38.08	56.20	47.09	30.78	23.14	21.71
MICHIGAN.HUB	20.66	19.13	19.04	19.50	22.03	33.03	49.70	51.71	52.31	55.82	59.80	57.33	54.69	52.59	46.03	44.06	36.32	33.82	40.41	59.93	50.05	33.27	25.36	23.43
MINN.HUB	19.05	17.64	17.55	17.94	19.12	30.47	50.10	56.52	73.14	65.40	67.21	92.06	56.54	54.08	46.85	45.05	36.97	34.65	40.71	61.61	50.79	36.60	25.23	22.00
Cleared(GW)	52.3	51.0	50.7	51.4	53.7	57.7	61.6	62.2	63.3	63.5	63.4	63.7	63.5	63.5	62.5	61.9	62.0	61.7	61.6	64.3	62.0	60.7	58.4	55.4



## Preliminary Real-Time Prices with Forecasted and Actual System Load

	HE1	HE2	HE3	HE4	HE5	HE6	HE7	HE8	HE9	HE10	HE11	HE12	HE13	HE14	HE15	HE16	HE17	HE18	HE19	HE20	HE21	HE22	HE23	HE24
CINERGY.HUB	16.78	18.14	18.38	21.16	21.71	39.21	46.82	56.46	37.22	61.74	83.94	63.45	62.79	67.24	43.12	72.34	34.97	45.52	46.73	83.22	58.78	28.96	22.18	22.95
FE.HUB	17.01	18.38	18.67	21.52	22.17	40.15	58.42	57.74	38.03	63.05	85.60	68.15	64.11	77.12	46.06	75.00	40.76	46.94	52.85	84.68	59.84	29.54	22.60	20.13
ILLINOIS.HUB	16.40	17.72	17.94	20.60	21.03	37.72	55.24	55.33	36.60	60.74	83.11	62.97	62.26	67.63	35.92	68.05	33.72	37.83	44.27	82.39	58.12	28.67	21.88	22.50
MICHIGAN.HUB	17.56	19.09	19.39	22.40	22.98	41.58	60.50	59.66	39.29	65.05	87.89	69.40	65.84	77.83	47.11	77.03	40.95	47.79	52.91	86.50	60.91	30.19	23.11	23.49
MINN.HUB	16.38	17.52	17.56	20.05	20.56	37.78	55.12	59.07	39.27	64.87	89.85	82.47	67.35	104.33	54.33	82.51	57.06	51.55	70.52	88.07	62.05	30.66	25.99	23.54
Forecasted(GW)	53.1	51.9	51.2	51.5	53.7	58.8	63.0	65.1	66.0	66.3	66.3	65.8	65.4	64.8	63.8	63.1	62.4	62.1	62.8	65.7	65.6	62.4	59.0	56.1
(RT) - (DA Load)	-0.13	-0.19	-0.49	-0.98	-1.19	-0.44	1.44	3.02	2.37	2.83	3.10	2.46	2.58	2.30	2.52	2.12	1.41	1.41	1.56	1.51	4.24	2.06	-0.07	-1.09



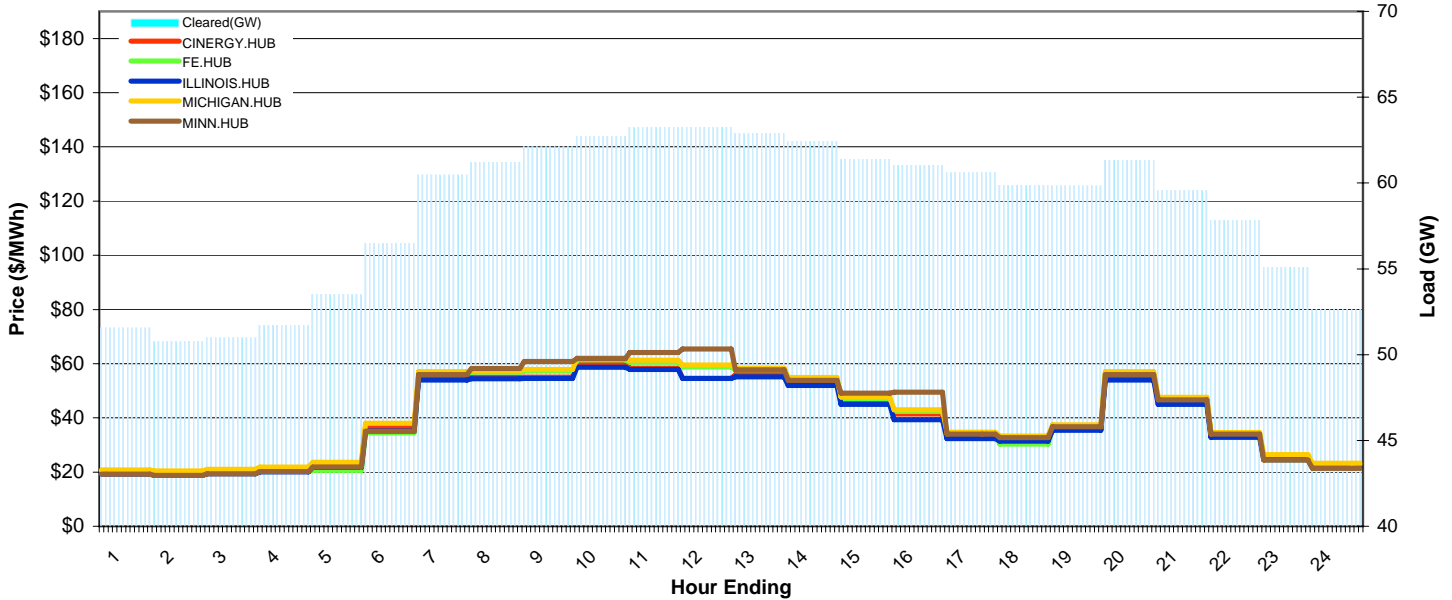
# MISO Hub Report

Delivery Day: Friday, March 30, 2007

Price Color Codes: ≤0 ≥100 ≥200

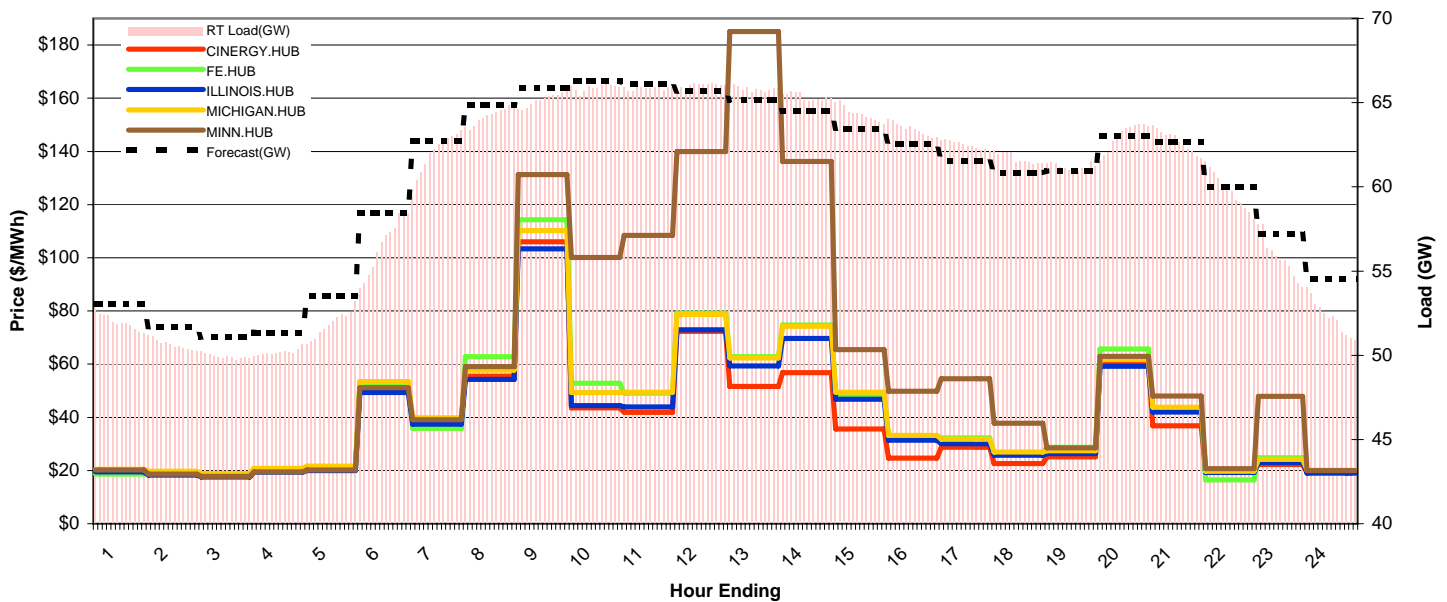
## Day-Ahead Prices and Cleared Load

	HE1	HE2	HE3	HE4	HE5	HE6	HE7	HE8	HE9	HE10	HE11	HE12	HE13	HE14	HE15	HE16	HE17	HE18	HE19	HE20	HE21	HE22	HE23	HE24
CINERGY.HUB	20.04	19.61	20.25	21.01	22.76	36.56	55.04	55.00	55.00	60.00	58.37	54.54	55.94	53.08	46.03	41.40	33.49	32.18	36.16	55.14	45.93	33.49	25.46	22.36
FE.HUB	20.39	19.95	19.77	20.30	20.65	34.50	56.34	56.91	57.22	61.37	60.60	58.81	57.71	54.28	47.10	42.42	34.31	30.34	36.04	56.44	47.01	34.27	24.59	22.76
ILLINOIS.HUB	19.29	18.77	19.39	20.12	21.74	35.17	53.92	54.39	54.51	58.66	57.90	54.51	55.17	51.95	45.01	39.38	32.37	31.39	35.42	54.02	45.00	32.80	24.57	21.57
MICHIGAN.HUB	20.84	20.39	21.05	21.84	23.66	38.03	57.00	57.56	57.92	62.08	61.27	59.57	58.38	54.89	47.65	42.94	34.69	33.30	37.41	57.07	47.54	34.65	26.47	23.25
MINN.HUB	19.20	18.79	19.40	20.14	21.82	35.08	55.94	58.22	60.79	61.93	64.12	65.41	57.70	53.89	49.17	49.45	34.06	32.69	36.73	56.03	46.67	34.02	24.41	21.43
Cleared(GW)	51.6	50.8	51.0	51.7	53.5	56.5	60.5	61.2	62.1	62.7	63.2	63.3	62.9	62.4	61.4	61.0	60.6	59.9	59.8	61.3	59.6	57.8	55.1	52.6



## Preliminary Real-Time Prices with Forecasted and Actual System Load

	HE1	HE2	HE3	HE4	HE5	HE6	HE7	HE8	HE9	HE10	HE11	HE12	HE13	HE14	HE15	HE16	HE17	HE18	HE19	HE20	HE21	HE22	HE23	HE24
CINERGY.HUB	19.86	18.80	18.02	19.92	20.72	51.36	38.47	55.47	105.96	43.56	41.85	72.31	51.62	56.75	35.60	24.63	28.73	22.65	25.20	60.38	36.81	19.45	22.31	19.56
FE.HUB	18.61	19.14	18.35	20.28	21.14	52.91	35.80	62.87	114.33	52.88	49.06	79.20	62.83	74.75	48.57	32.77	32.23	26.75	28.76	65.66	43.41	16.49	24.80	19.84
ILLINOIS.HUB	19.44	18.34	17.55	19.35	20.02	49.36	37.39	54.30	103.39	44.36	43.94	72.94	59.38	69.69	46.82	31.41	30.04	25.78	26.34	59.20	42.05	19.28	22.93	19.02
MICHIGAN.HUB	20.46	19.68	18.89	20.85	21.68	53.44	39.87	57.70	110.20	49.32	49.47	78.67	62.33	74.19	49.50	33.18	31.77	26.91	27.39	61.71	43.75	19.71	24.17	20.06
MINN.HUB	20.16	18.69	17.78	19.54	20.23	51.14	39.15	59.14	131.22	100.15	108.40	139.90	185.02	136.26	65.41	49.79	54.50	37.84	28.54	62.94	47.98	20.70	47.90	20.02
Forecasted(GW)	53.0	51.7	51.1	51.3	53.5	58.5	62.7	64.9	65.9	66.3	66.1	65.7	65.2	64.5	63.4	62.5	61.5	60.8	61.0	63.0	62.7	60.0	57.2	54.5
(RT) - (DA Load)	0.42	-0.12	-1.05	-1.55	-1.68	0.05	1.52	2.99	3.06	3.16	2.62	2.78	2.96	2.91	2.95	2.39	1.90	1.84	1.36	1.68	3.16	1.94	0.68	-0.36



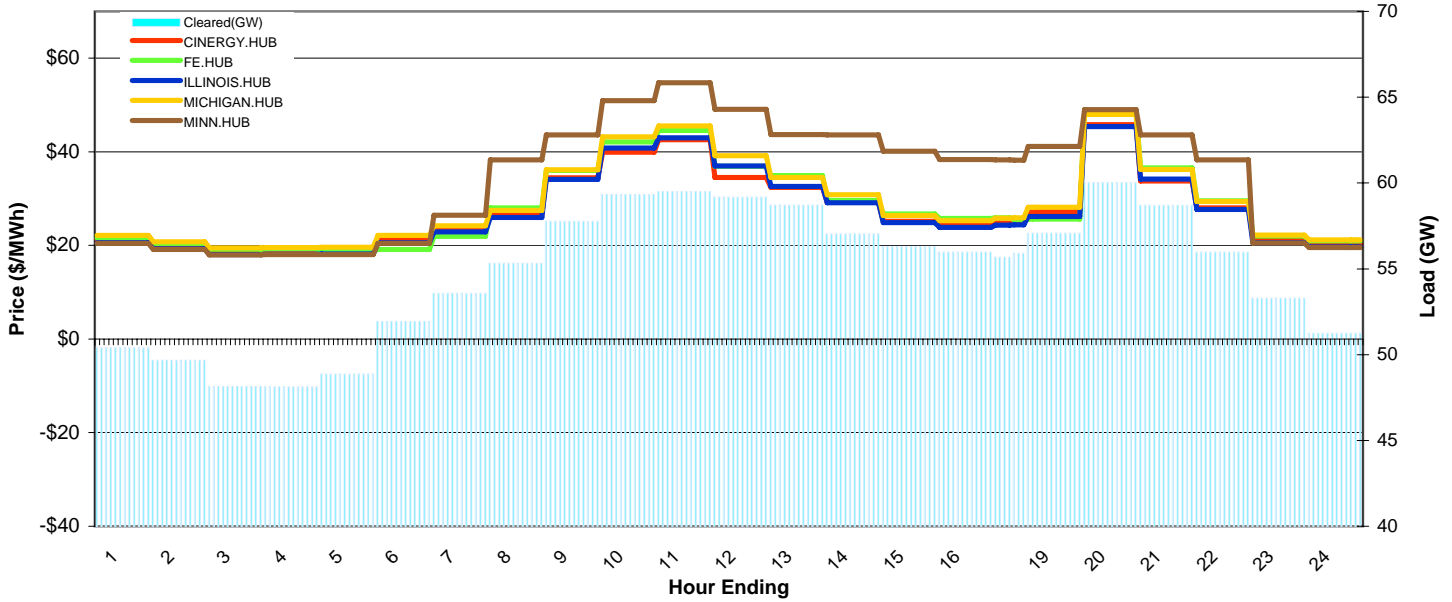
# MISO Hub Report

Delivery Day: Saturday, March 31, 2007

Price Color Codes: ≤0 ≥100 ≥200

## Day-Ahead Prices and Cleared Load

	HE1	HE2	HE3	HE4	HE5	HE6	HE7	HE8	HE9	HE10	HE11	HE12	HE13	HE14	HE15	HE16	HE17	HE18	HE19	HE20	HE21	HE22	HE23	HE24
CINERGY.HUB	21.30	19.96	18.74	18.79	18.85	21.29	23.39	26.61	34.43	39.92	42.56	34.54	32.37	29.22	25.17	24.28	24.79	25.00	27.22	45.83	33.80	28.05	21.35	20.41
FE.HUB	21.60	20.43	19.23	19.28	18.78	19.11	21.94	28.00	35.99	42.08	44.58	36.91	34.94	29.61	26.73	25.78	25.89	25.51	25.66	48.50	36.59	29.56	22.00	20.98
ILLINOIS.HUB	20.55	19.25	18.07	18.13	18.18	20.54	22.88	25.95	34.14	40.83	42.98	37.00	32.58	29.09	24.86	23.86	24.33	24.41	26.17	45.37	34.18	27.70	20.54	19.68
MICHIGAN.HUB	22.15	20.75	19.49	19.54	19.59	22.13	24.20	27.50	36.14	43.22	45.50	39.19	34.51	30.84	26.38	25.31	25.82	25.93	28.18	48.02	36.21	29.37	22.23	21.22
MINN.HUB	20.46	19.12	17.95	18.01	18.06	20.41	26.43	38.31	43.62	50.94	54.78	49.10	43.66	43.64	40.12	38.34	38.29	38.19	41.16	48.99	43.62	38.26	20.48	19.55
Cleared(GW)	50.4	49.7	48.2	48.1	48.9	51.9	53.6	55.3	57.8	59.3	59.5	59.2	58.7	57.0	56.3	56.0	55.7	55.9	57.1	60.0	58.7	56.0	53.3	51.2



## Preliminary Real-Time Prices with Forecasted and Actual System Load

	HE1	HE2	HE3	HE4	HE5	HE6	HE7	HE8	HE9	HE10	HE11	HE12	HE13	HE14	HE15	HE16	HE17	HE18	HE19	HE20	HE21	HE22	HE23	HE24
CINERGY.HUB	18.75	20.36	18.11	17.29	18.59	18.43	18.20	23.22	26.55	21.73	23.02	26.36	23.27	23.65	21.44	19.56	35.51	19.32	17.15	13.54	19.85	21.39	17.44	13.14
FE.HUB	19.03	20.56	18.37	17.59	16.40	18.80	15.77	16.11	20.07	22.68	22.27	21.97	23.57	22.90	15.67	-36.34	35.82	19.28	12.69	10.74	16.27	20.38	17.61	13.23
ILLINOIS.HUB	18.17	19.74	17.53	16.74	18.00	17.90	17.70	22.61	25.91	21.23	22.57	25.85	22.81	22.14	20.22	15.93	34.78	17.21	14.01	13.10	19.50	20.94	17.06	12.80
MICHIGAN.HUB	19.19	20.95	18.63	17.80	18.85	18.99	18.70	23.79	27.33	22.32	23.59	26.96	23.76	24.13	21.78	12.63	36.16	19.72	17.38	13.74	20.26	21.92	17.84	13.48
MINN.HUB	19.07	20.39	17.91	17.05	18.22	18.18	18.40	23.72	26.63	21.79	23.45	27.12	24.26	44.58	36.79	52.39	37.47	52.19	65.57	18.75	20.52	22.42	17.85	13.09
Forecasted(GW)	51.4	49.9	49.0	48.9	49.8	52.1	53.0	54.5	56.5	58.3	58.6	58.0	57.2	56.3	55.2	54.7	54.6	54.8	55.2	57.7	57.5	55.2	54.0	51.0
(RT) - (DA Load)	-0.85	-1.75	-1.27	-1.45	-1.70	-3.16	-2.30	-1.68	-1.18	-0.72	-0.24	-0.29	-0.54	0.45	0.38	0.36	0.87	1.18	0.05	-1.47	-0.24	0.07	-0.38	-1.54

