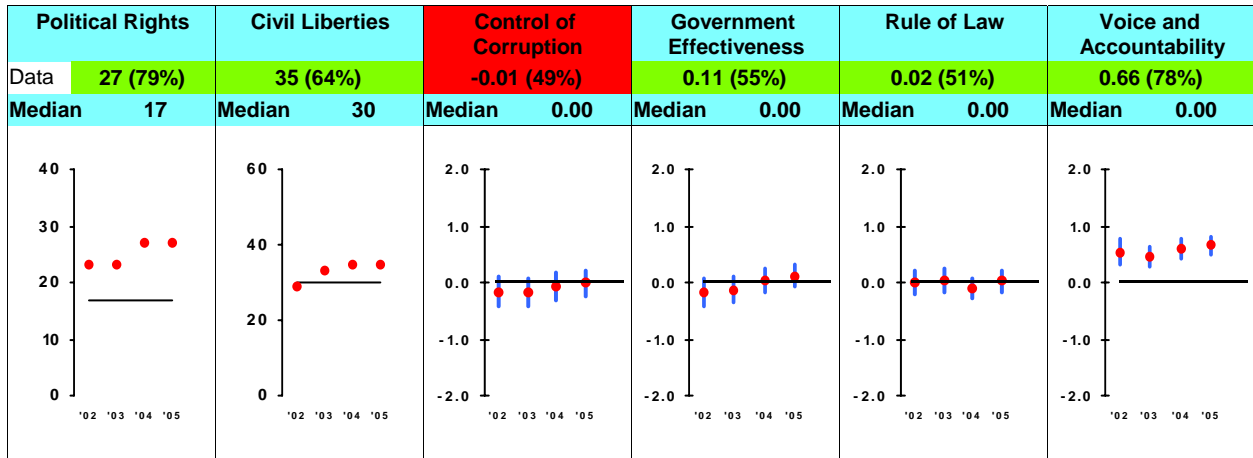


## Ruling Justly



Sources: Freedom House

Freedom House

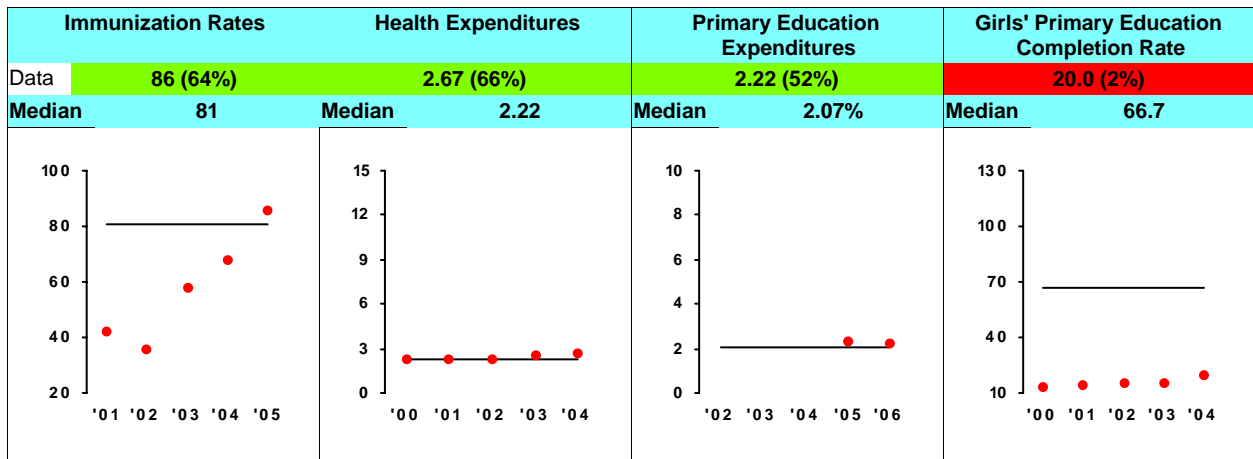
World Bank Institute

World Bank Institute

World Bank Institute

World Bank Institute

## Investing In People



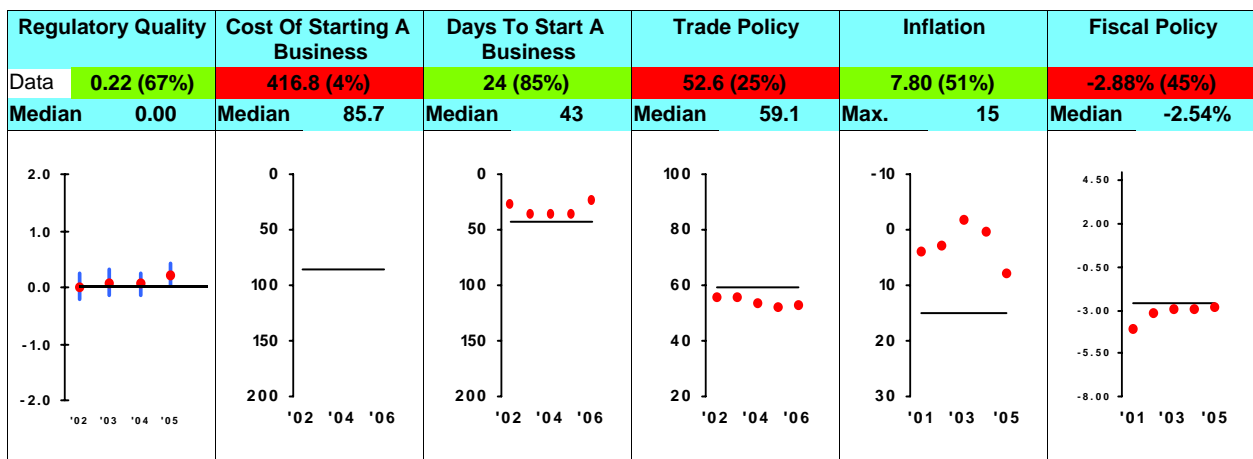
Sources: World Health Org.

World Health Org.

UNESCO/National Sources

UNESCO/World Bank

## Economic Freedom



Sources: World Bank Inst.

Intl. Finance Corp.

Intl. Finance Corp.

Heritage Foundation

Intl. Monetary Fund

National Sources

How to Read this Scorecard: Each MCC Candidate Country receives a scorecard annually assessing performance in 3 policy categories: Ruling Justly, Investing in People, and Economic Freedom. For each indicator box (from top to bottom): the name of the indicator or policy, the country's data, or score, indicated by a green or red line representing a passing or failing score. Next to the score, is the country's percentile ranking in its respective Low Income or Lower Middle Income group (0% is worst; 50% is the median; 100% is best). Under the score/ranking, is the median score for the respective income group, above which countries have to score in order to pass the indicator. The white box represents a trend line of performance with each red dot assigned to a score on the vertical axis and the year on the horizontal access. The black line running through the dots represents the current year's median. Data sources are below the box.