



# 1998 Texas Youth Tobacco Survey

## Report 1: Current Tobacco Use

www.tdh.state.tx.us/otpc

Bureau of Disease and Injury Prevention, Texas Department of Health  
1100 West 49th Street, Austin, Texas 78756-3199 (512) 458-7200

**B**etween March and May of 1998, the Texas Department of Health (TDH), in cooperation with the Texas Education Agency (TEA) and the Centers for Disease Control and Prevention (CDC), conducted the first ever comprehensive survey of tobacco use among Texas middle (grades 6-8) and high school (grades 9-12) students. The data collected by the 1998 Texas Youth Tobacco Survey (TXYTS) not only provides prevalence data on tobacco use at the state level, but at the Texas Department of Health Public Health Region level as well.

This report is the first in a series of reports summarizing the prevalence and attitudes about tobacco use by Texas public middle and high school students.

To receive future TXYTS reports, please complete the following:

Name: \_\_\_\_\_

Organization: \_\_\_\_\_

Address: \_\_\_\_\_

City: \_\_\_\_\_ State: \_\_\_\_\_

Zip: \_\_\_\_\_ 

Mail to: Richard Kropp, Bureau of Disease and Injury Prevention, Texas Department of Health, 1100 West 49th Street, Austin, TX 78756-3199

## Prevalence of Tobacco Use

The data collected by the 1998 Texas Youth Tobacco Survey included information on smoking status, current smoking patterns, lifetime smoking history, age of initiation, quitting history, health risks, perceived social norms related to smoking, knowledge of state anti-tobacco campaign, knowledge of state anti-tobacco laws, attitudes and beliefs, social influences and demographics on middle and high school students in Texas. In this first report, we provide baseline prevalence rates of tobacco use among Texas public middle and high school students.

Overall, the 1998 TXYTS data show that:

- 31 percent (253,954) of Texas public middle school students and 43 percent (440,411) of Texas public high school students are current users of any tobacco products (i.e., cigarettes, smokeless tobacco, cigars, and pipe use).
- 21 percent (170,411) of Texas public middle school students and 33 percent

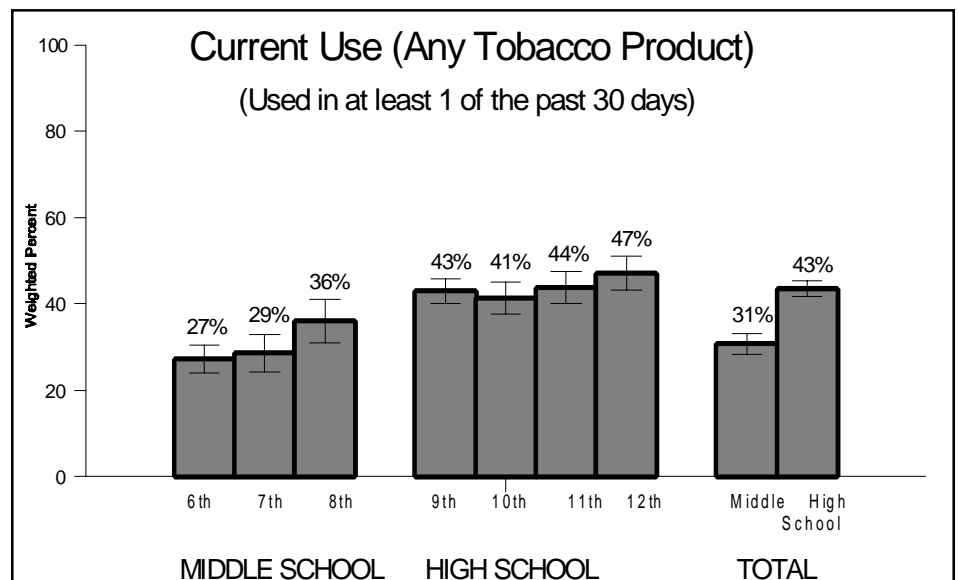
(325,962) of Texas public high school students are current smokers of cigarettes.

■ 6 percent (56,598) of Texas public middle school students and 9 percent (95,208) of Texas public high school students are current users of smokeless tobacco.

■ 14 percent (124,888) of Texas public middle school students and 19 percent (203,813) of Texas public high school students are current users of cigars — this high level of usage probably reflects current trends glamorizing cigars.

■ 8 percent (74,290) of Texas public middle school students and 8 percent of (80,961) of Texas public high school students are current pipe users. Texas is the first state in the nation to assess prevalence of current pipe use and it was surprising that usage was comparable to smokeless tobacco use. This will be an important trend to monitor in the future.

(cont. pg. 2)



(continued from pg. 1)

■ Male students are more likely to report any current tobacco use than female students for both middle school and high school. This difference achieved statistical significance for high school students.

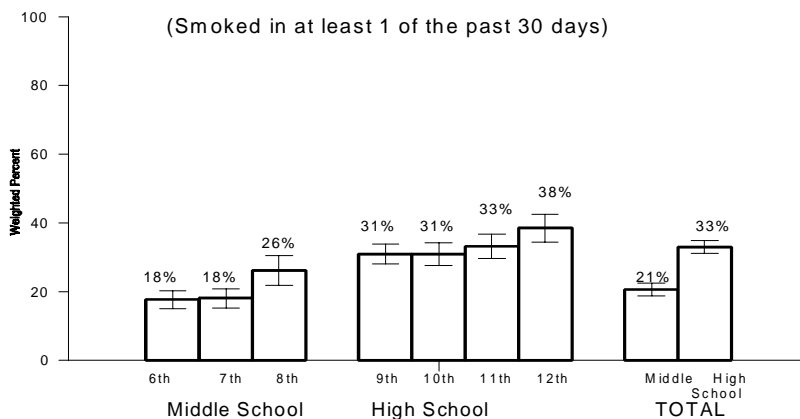
■ Among middle school students, the prevalence of any current tobacco use is highest in African American and Hispanic students — these findings are due to their high prevalence of cigar use when compared to white, non-Hispanics. Among high school students, the prevalence of any current tobacco use is highest in white, non-Hispanics. The higher prevalence of current tobacco use among African American middle students than among African American high school students may reflect recent increases in the uptake of smoking among younger African Americans.

■ By sixth grade, the prevalence of current tobacco use is already 27 percent. The prevalence of current use of any tobacco product then increases with increasing grade levels. The rate of increase is fastest in middle school grades (grades 6 through 9) compared to high school (grades 9 through 12). These findings suggest that tobacco prevention efforts need to start earlier than grade 6 and also especially target the middle school years.

■ Overall, current use of any tobacco products was high throughout the state with no significant differences in the 11 Texas Public Health Regions.

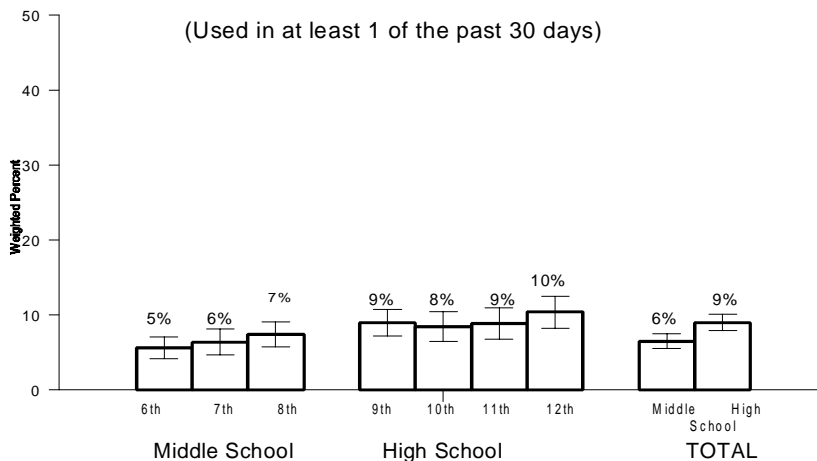
**The results of the TXYTS provide a benchmark for the state to measure future progress in reducing youth tobacco use and to evaluate the effects of new tobacco prevention and control programs which will be funded from the recent tobacco industry settlement with the State of Texas.**

## Current Cigarette Smoking



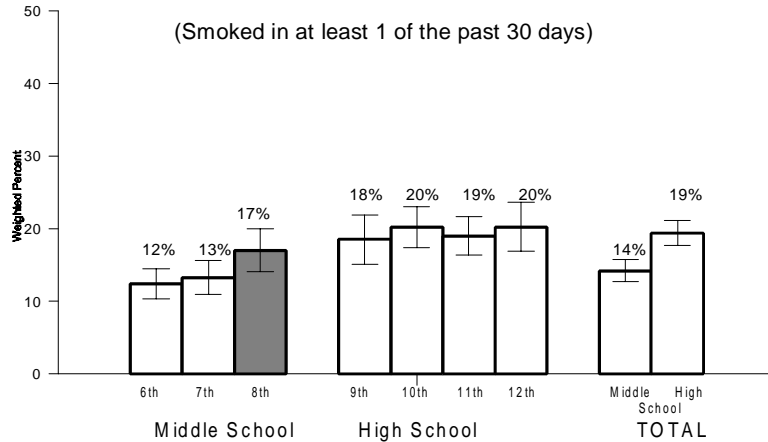
**Results:** Overall, the prevalence of current cigarette smoking increases with increasing grade levels. By sixth grade, the prevalence of current cigarette smoking is already 18%. Among Texas public middle school students, the prevalence of current cigarette smoking increased by 44 percent (from 18 percent at the 6th and 7th grade levels to 26 percent at the 8th grade level). Among Texas public high school students, the prevalence of current cigarette smoking increased by 22 percent (from 31 percent at the 9th grade level to 38 percent at the 12th grade level).

## Current Smokeless Tobacco Use



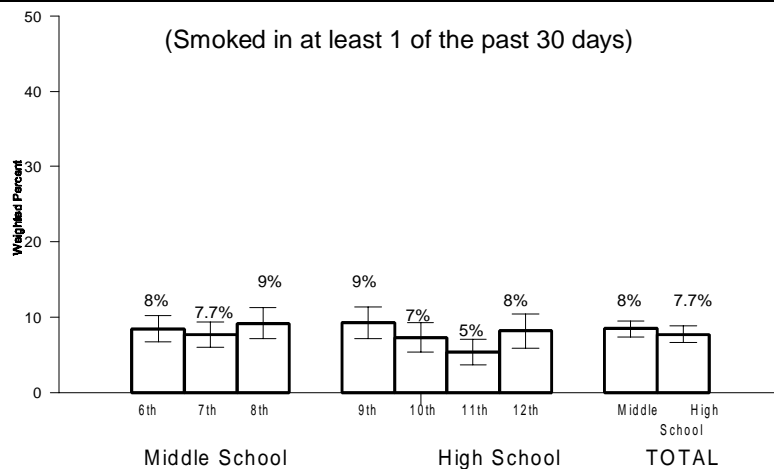
**Results:** Overall, the prevalence of current smokeless tobacco use increases with increasing grade levels during the middle school years. It is fairly stable across grade levels during the high school years. Among Texas public middle school students, the prevalence of current smokeless tobacco use increased by 4 percent (from 5 percent at the 6th grade level to 7 percent at the 8th grade level). Among Texas public high school students, the prevalence of current smokeless tobacco use is fairly stable across grade levels, with rates ranging from 9 percent at the 9th grade level to 10 percent at the 12th grade level.

## Current Cigar/Cigarillo Use



**Results:** Overall, the prevalence of current cigar/cigarillo use increases with increasing grade levels during the middle school years. It is fairly stable across grade levels during the high school years. Among the Texas public middle school students, the prevalence of current cigar/cigarillo use increased by 42 percent (from 12 percent at the 6th grade level to 17 percent at the 8th grade level). Among the Texas public high school students, the prevalence of current cigar/cigarillo use is fairly stable across grade levels, with rates ranging from 18 percent at the 9th grade level to 20 percent at the 12th grade level.

## Current Pipe Use



**Results:** Overall, the prevalence of current pipe use is fairly stable across grades, with rates peaking at 9 percent in grades 8 and 9. Among Texas public middle school students, the prevalence of current pipe use ranged from 8 percent (grades 6 and 7) to 9 percent (8th grade). Among Texas public high school students, the prevalence of current pipe use ranged from 5 percent (11th grade) to 9 percent (9th grade).

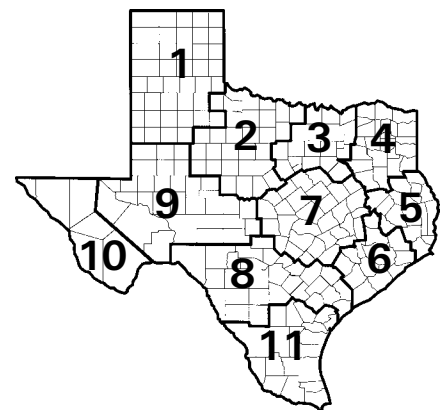
## Technical Notes:

The 1998 TXYTS employed a two-stage cluster sample design to produce representative samples of students in grades 6 through 12 by TDH Public Health Regions (PHR). For this survey, we collapsed the original 11 Texas public health regions as follows: PHR 1&2 (combined); PHR 3; PHR 4&5 (combined); PHR 6; PHR 7; PHR 8; PHR 9&10 (combined); and PHR 11.

The first-stage sampling frame consisted of all public schools containing any grades 6 through 12. A total of 27 schools were selected from each public health region. In PHRs 3 and 8, one selected school was closed at the time of the survey. Thus, a total of 214 schools were sampled. Schools were selected with probability proportional to school enrollment size.

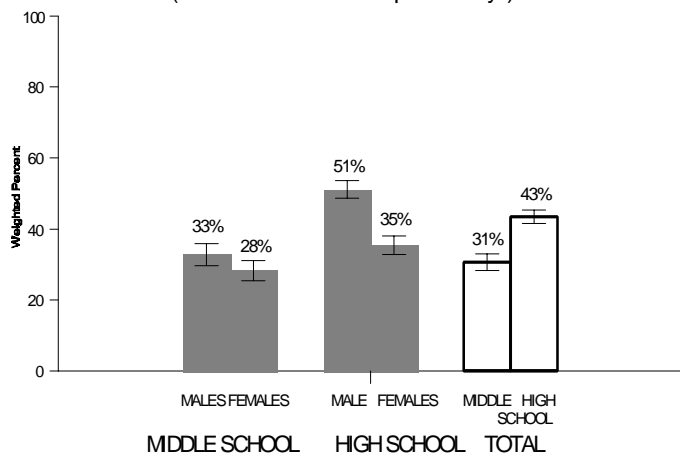
At the second sampling stage, intact classes of a required period (second period) were randomly selected. All students in the selected classes were eligible to participate in the survey. A total of 15,478 or an average of 1,935 students in each public health region was sampled.

For the survey, the school response rate was 84.6 percent and the student response rate was 84.2 percent for an overall response rate of 71.2 percent.



### Current Use (Any Tobacco Product) by Gender

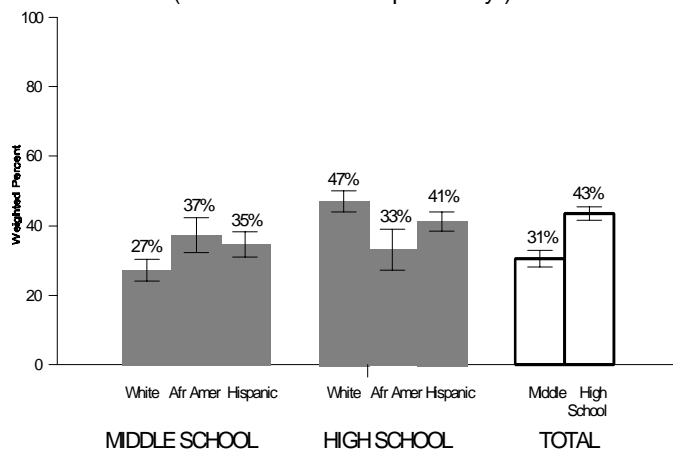
(Used in at least 1 of the past 30 days)



**Results:** The overall prevalence of current use of any tobacco product is greater for boys than for girls for both high schools and middle schools. However, the difference is not statistically significant for middle school students.

### Current Use (Any Tobacco Product) by Race

(Used in at least 1 of the past 30 days)



**Results:** Among Texas public middle school students, the prevalence of current use of any tobacco is highest in African American students (37 percent) and lowest in white, non-Hispanic students (27 percent). Among Texas public high school students, the prevalence of current use of any tobacco is highest in white, non-Hispanic students (47 percent) and lowest in African American students (33 percent)

**For more information regarding the 1998 Texas Youth Tobacco Survey, contact the Bureau of Disease and Injury Prevention, Texas Department of Health, 1100 West 49th Street, Austin, Texas 78756  
Phone: (512) 458-7200**

**An electronic version of this report containing additional data can be obtained at the TDH Office of Tobacco Prevention and Control web site: [www.tdh.state.tx.us/otpc](http://www.tdh.state.tx.us/otpc)**

**To receive future TXYTS reports, complete and return the mailing form on page 1.**

