


# P E R S P E C T I V E S



2006 • crime victim services  
compensation & grants • annual report



ATTORNEY GENERAL OF TEXAS  
GREG ABBOTT



## table of contents

Letter from Texas Attorney General Greg Abbott	1
CVC Fund History	2
CVC Financial Summary	3
CVC Fund Appropriations	4
CVC Revenue Sources	5
CVC Program Overview	6
CVC Activity Summary	7
CVC Applications by Type of Crime	8
CVC Applications by Age and Gender	9
CVC Compensation Benefits	10
CVC Payments by Benefit	11
CVC Payments by Type of Crime	12
CVC Payments by Age and Gender	13
CVC Annual Payout Summary	14
CVC Activity Summary by County	15
Grants & Contracts Program Overview	23
Grant Funding & Compensation by County (Map)	24
Other Victim Assistance Grants	25
Victim Coordinator & Liaison Grants	26
Sexual Assault Prevention & Crisis Services Grants	27
Sexual Assault Nurse Examiner (SANE) Program	28
Statewide Automated Victim Notification System	29
Court Appointed Special Advocates	30
Sexual Assault Services Program Grant	31
Children's Advocacy Centers	32
Crime Victim Civil Legal Services	33
Victim Assistance Programs Funded by County	34



# P E R S P E C T I V E S

## our mission

To assist in the compassionate  
and effective delivery  
of crime victim services  
by offering information, resources,  
and financial assistance  
to crime victims  
and the organizations  
assisting them.



## letter from texas attorney general greg abbott

December 8, 2006

The Honorable Rick Perry, Governor  
The Honorable David Dewhurst, Lieutenant Governor  
The Honorable Tom Craddick, Speaker of the House

Survivors of violent crime never look at the world around them in quite the same way. Many tell us about a new perspective they have on life, because they know how fragile and precious it is. That is a remarkable reminder of the resiliency of the human spirit, because violence often carries with it extraordinary physical, emotional, and financial pain. It is a perspective that teaches us that what is important in life is not only what happens to us, but how we respond to it.

Recently a 98-year-old widow wrote to thank us for the Crime Victims' Compensation program. Her son was murdered, and the program was able to assist with his funeral expenses. She will never look at the world as she did before her son died, but her perspective on life - after nearly a century of living and while staring into the face of the most profound grief - gives her the ability to express her heartfelt gratitude for those who reached out to help her.

Crime victims don't choose the path they walk. In the face of often unspeakable hurt, they are asked to find the courage to rebuild and heal. We are privileged to help them find that perspective. Last year, we received 37,313 applications and awarded more than \$83 million in compensation on behalf of victims and their families. We also distributed nearly \$34 million in grants to nonprofit and public organizations providing emergency shelter, crisis counseling, court accompaniment, and other assistance.

Behind the dollars and the numbers are real people with real issues - and real courage: children who are brave enough to tell; sexual assault survivors who face their accusers; domestic violence victims who break the cycle of violence; victims of drunk drivers who volunteer to help others. They are people determined not to let a senseless act of violence define their lives. They are people who have found the perspective to continue.

We look forward to working with the Legislature, with victims, and with advocates to ensure that the Crime Victim Services Division continues to help the victims of violent crime become survivors.

Sincerely,

Greg Abbott  
Attorney General of Texas



## crime victims' compensation fund history & highlights

In 1979, the Texas Legislature passed the Crime Victims' Compensation Act, which created the Compensation to Victims of Crime Fund (Fund) and the Crime Victims' Compensation (CVC) Program. The primary purpose of the Fund is to encourage greater victim participation in the apprehension and prosecution of criminals, and to reimburse innocent victims for certain out-of-pocket expenses incurred as a result of the crime.

CVC was initially administered by the Texas Industrial Accident Board, later known as the Workers' Compensation Commission. The Office of the Attorney General (OAG) performed the limited role of investigating claims. In 1991, the entire program and staff were moved to the OAG, and the Crime Victims' Compensation Division was created.

CVC's ability to provide financial assistance to crime victims has always been related to the solvency of the Fund. The majority of the revenue for the Fund comes directly from convicted offenders in the form of court costs and other fees. In early 1993, the financial soundness of the Fund was jeopardized when requests for victim compensation exceeded the amount of funds that had been accrued from court costs and fees. As a result, CVC reduced compensation payments to service providers by 40%. In 1993, the Legislature passed a bill that increased the amount of court costs and fees going into the Fund. Within one year, CVC was financially able to reimburse victim service provider payments at 100%. As a result of the increase in court costs and fees, the Fund balance began to increase, exceeding the amount of payments to victims and resulting in a surplus.

In 1997, the Fund became a constitutionally dedicated account to be used only for the purpose of providing victim-related compensation or assistance. In addition, the Legislature amended the Texas Code of Criminal Procedure to authorize the OAG to use monies appropriated from the Compensation to Victims of Crime Fund for grants and contracts supporting victim-related services or assistance. During this time, the Fund continued to experience exceptional revenue growth. As the balance in the Fund continued to increase, the Legislature expanded compensation benefits offered to crime victims and increased the maximum award amount on claims. As a result, CVC offered benefits for catastrophic injuries, and crime scene

clean-up, as well as relocation expenses for victims of family violence and sexual assault in their residence.

In 2001, the Legislature appropriated funds to the OAG for the purpose of providing grants to a broad range of victim-related service organizations. Victim services such as domestic violence shelters, rape crisis centers, hotlines, victim advocacy, education and assistance with CVC applications were available as a result of these partnerships and grants. The ability to offer grants to victim service providers reflected the intent of the Fund by continuing to expand the types of services and benefits offered to victims of crime. However, beginning with the 2000-2001 biennium, legislative appropriations from the Fund began to exceed revenues, causing concern about whether the Fund would remain solvent.

In January of 2004, Attorney General Abbott convened a diverse group of Texas' leading victim advocates, representing thousands of crime survivors, for their suggestions and recommendations to help protect and ensure the solvency of the Fund. Their objective was to develop recommendations that addressed the needs and concerns of all types of crime victims throughout the state of Texas. In January of 2005, General Abbott submitted recommendations on their behalf to the Legislature.

In 2005, the Legislature acted on these and other recommendations by passing legislation that will increase Fund revenue in years to come. Specifically, changes to the laws governing restitution now emphasize that the Fund is an eligible recipient of court-ordered restitution. A court can order an offender to pay restitution directly to the Fund for any amounts paid from the Fund on behalf of a victim. Another change to the laws governing restitution allows for a one-time fee of \$12 to be assessed on an offender who pays court-ordered restitution in installments. The Fund will receive \$6 and the court that assessed the fee will retain the remaining \$6. Legislation was also passed that requires certain counties and municipalities to implement a court cost collection program to increase the collection rate of outstanding court costs and fees, which will increase Fund revenue.



## crime victims' compensation financial summary

### RECEIPTS

Federal VOCA Grant	23,731,211.00
Court Fees Deposited	77,904,316.83
Restitution	1,158,309.74
Grants/Donations	218,565.28
Parolee Supervision Fee	3,218,383.43
Subrogation	697,303.77
Other Receipts	51,243.09
<b>Total Receipts</b>	<b>\$106,979,333.14</b>

### DISBURSEMENTS

<b>Benefits Paid to Victims of Crime <sup>(1)</sup></b>	<b>\$83,133,133.24</b>
Administrative Costs:	
Salaries and Wages	3,823,594.38
Payroll Related Costs <sup>(2)</sup>	1,012,233.57
Professional Fees and Services	121,375.31
Travel	43,964.26
Materials and Supplies	110,644.32
Communications and Utilities	108,053.59
Repairs and Maintenance	98,073.31
Rentals and Leases	30,493.43
Postage and Delivery	119,596.13
Other Operating Expenses	628,745.47
Capital Outlay	0.00
<b>Total Administrative Costs</b>	<b>\$6,096,773.77</b>
<b>Total OAG Disbursements</b>	<b>\$89,229,907.01</b>

(1) Includes payments on applications received in previous years if victims or claimants had subsequent expenses related to crime. Also includes cancellations on warrants from previous years, refunds for current and previous years, and adjustments on claims.

(2) The payroll related costs include other agency disbursements.



## crime victims' compensation fund appropriations

SHSU = Sam Houston State University  
 TDCJ = Texas Department of Criminal Justice  
 DHS = Department of Human Services (now HHSC)

DPRS = Department of Protective & Regulatory Services (now DFPS)  
 ERS = Employees/Retirement System  
 OCA = Office of Court Administration

	1998-1999 Biennium	2000-2001 Biennium	2002-2003 Biennium	2004-2005 Biennium	2006-2007 Biennium
<b>Attorney General:</b>					
Crime Victims' Compensation:	64,804,393	69,631,822	112,292,964	101,818,139	138,703,928
Crime Victims' Institute (OAG):	-	841,921	688,522	-	-
<b>Victim Assistance:</b>					
Victim Coordinator/Liaison Grants	-	2,000,000	4,806,800	4,788,486	4,814,613
Statewide Victim Notification System	-	-	7,149,690	7,149,690	6,944,857
Sexual Assault and Crisis Prevention	-	1,000,000	7,318,238	13,930,604	13,499,228
Other Victim Assistance Grants	-	-	20,000,000	20,724,500	20,951,493
Children's Advocacy Centers	-	2,749,516	7,998,006	7,998,006	7,998,006
CASA	1,000,000	3,000,000	4,000,000	6,000,000	6,000,000
Legal Services Grants	-	-	5,000,000	5,000,000	5,000,000
Sexual Assault Services Grant (TAASA)	-	500,000	750,000	750,000	750,000
<b>Victim Assistance Total:</b>	<b>1,000,000</b>	<b>9,249,516</b>	<b>57,022,734</b>	<b>66,341,286</b>	<b>65,958,197</b>
<b>Attorney General Total:</b>	<b>65,804,393</b>	<b>79,723,259</b>	<b>170,004,220</b>	<b>168,159,425</b>	<b>204,662,125</b>
<b>Other Agencies:</b>					
SHSU - Crime Victims' Institute	-	-	-	595,065	-
TDCJ - BIPP	-	1,900,000	2,500,000	2,500,000	-
TDCJ - Victim Services	-	2,800,000	2,880,664	2,965,550	2,878,636
DHS - Family Violence Shelters	3,600,000	8,600,000	30,712,664	34,693,696	-
DPRS - Foster Care & Adult Prot. Srvc.	-	-	31,965,418	65,565,418	-
ERS - Peace Officer Death Benefit	-	-	-	5,479,902	5,281,927
OCA - Foster Care Courts Program	-	-	2,150,000	2,197,404	-
<b>Other Agencies Total:</b>	<b>3,600,000</b>	<b>13,300,000</b>	<b>70,208,746</b>	<b>113,997,035</b>	<b>8,160,563</b>
<b>FUND 469 APPROPRIATIONS TOTAL:</b>	<b>69,404,393</b>	<b>93,023,259</b>	<b>240,212,966</b>	<b>282,156,460</b>	<b>212,822,688</b>

This chart reflects legislative appropriations from the Compensation to Victims of Crime Fund (Fund 469).



## crime victims' compensation revenue sources

The Crime Victims' Compensation (CVC) Program is supported through a legislative appropriation from the Compensation to Victims of Crime Fund (the Fund). The passage of the Crime Victims Compensation Act in 1979 reflected the Legislature's intent for the Fund to assist innocent victims of violent crime and to encourage greater public cooperation in the investigation and prosecution of criminals. The Fund represents public policy at its best: revenue for the Fund is collected from offenders through criminal court costs, fees, and fines, while victims of violence are assisted with expenses related to the crime. The Fund receives revenue from the sources outlined below.

### STATE COURT COSTS

CVC receives 37.6338% of all consolidated court costs submitted to the comptroller by local governmental entities for felony and misdemeanor convictions. Court costs received by type of conviction\*:

Felony Conviction - \$50.05

Misdemeanor Conviction punishable by imprisonment or fine of more than \$500 - \$31.24

Misdemeanor Conviction punishable by imprisonment or fine of \$500 or less - \$15.05

### FEDERAL VOCA GRANT

The federal Victims of Crime Act (VOCA) allows the collection of fines, fees and forfeitures for federal convictions. Passed in 1984, VOCA has awarded grants to the Texas Crime Victims' Compensation Program since 1986. These grants are made on the basis of a formula that gives each state an amount equal to 60 percent of the state funds paid to victims two years prior.

### RESTITUTION

Offenders may be ordered to reimburse the Fund for compensation payments made on behalf of those they have victimized. CVC staff provide local prosecutors with information on the amount of money that has been paid so reimbursement to the Fund can be included in restitution orders. Recent changes to the laws governing restitution will now allow for a one-time fee of \$12 to be assessed on an offender who pays restitution in installments. Half of this fee is deposited into the Fund.

A judge may require an offender to pay a one-time fee of up to \$50 for misdemeanors and up to \$100 for felonies to the Fund.

### PAROLEE SUPERVISION FEE

Offenders on parole for crimes that occurred after September 1, 1993, pay \$8 per month to the Fund. The state's parole officers are to be credited for their efforts to collect these fees from parolees.

### DONATIONS

Jurors are provided information about the Fund and are offered the option of donating their daily reimbursement to the Fund.

### SUBROGATION

By statute, the Attorney General must ask that the victim or claimant reimburse the Fund for the amount paid on behalf of the victim, up to the amount of the civil award when a crime victim is awarded money in a civil suit.

\*Article 133.102(a), Tx. Local Government Code





## crime victims' compensation program overview

The Crime Victims' Compensation Program (CVC) is administered by the Office of the Attorney General and is dedicated to ensuring that victims of violent crime are provided financial assistance for crime-related expenses that cannot be reimbursed by insurance or other sources.

The Crime Victims' Compensation Program is "the payer of last resort" after primary sources of payment such as health insurance, Medicaid, Medicare, auto insurance, or Texas Worker's Compensation. CVC program staff assist applicants in coordinating the use of all available resources.

### TO BE ELIGIBLE a person must:

- Be a U.S. resident if the crime occurs in Texas, or a Texas resident who becomes a victim in a state or country without a compensation program;
- Report the crime to a law enforcement agency within a reasonable period of time but not so late as to interfere with or hamper the investigation and prosecution of the crime; and
- File an application for CVC within three years of the date of the crime.

### TO QUALIFY a person must:

- Be an innocent victim of crime who suffers physical or emotional harm or death;
- Be a dependent of a victim;
- Be an authorized individual acting on behalf of a victim;
- Assume the obligations or voluntarily pay certain expenses related to the crime on behalf of the victim;
- Be an immediate family or household member related by blood or marriage who requires counseling as a result of the crime; or
- Be a peace officer, fire fighter, or individual who has a duty to protect the public and who is injured as a result of violent crime.

### BENEFITS:

Claims may be approved for benefits up to a total of \$50,000 for a crime that occurred on or after September 1, 1997. Individuals who suffer total and permanent disability as a result of the crime may qualify for an additional \$75,000, which may be used for specific and limited expenses such as lost wages, prosthetics, rehabilitation or making a home wheelchair accessible.

The financial assistance may be limited or unavailable depending on laws in effect when the crime occurred and is dependent upon the applicant providing necessary and required documentation.

### BENEFITS MAY BE AWARDED for:

- Medical, hospital, physical therapy or nursing care
- Psychiatric care or counseling
- One-time relocation assistance for a victim of family violence or a victim of sexual assault who is assaulted in his/her place of residence
- Loss of support
- Loss of wages and travel expense reimbursement for participation in or for attendance at investigative, prosecutorial, or judicial proceedings; to seek medical treatment or counseling; or to attend the funeral of a deceased victim (bereavement leave)
- Funeral and burial expenses
- Care of a child or dependent
- Crime scene clean-up
- Items seized by law enforcement
- Attorney fees

### APPLYING for compensation:

Every law enforcement agency and prosecutor's office in Texas is mandated to provide victims of crime with information about the Crime Victims' Compensation Program. Applications are also available at hospitals and non-profit agencies that work with crime victims.

Applications in English and Spanish can be obtained directly from the Crime Victims' Compensation Program. CVC staff are available to help victims and their families access this program.

Applications and information are also available from the Attorney General's website at [www.oag.state.tx.us](http://www.oag.state.tx.us).

To contact the Crime Victim Services Division call 1-800-983-9933, or write:

Office of the Attorney General  
Crime Victim Services Division  
P. O. Box 12198  
Austin, TX 78711-2198



## crime victims' compensation activity summary

### **37,414 applications were received in Fiscal Year 2006**

29,648 applications were filed by victims of crime

7,766 applications were filed by law enforcement agencies for sexual assault exam reimbursements

### **26,226 victim applications were reviewed for eligibility**

20,199 applications were approved

6,027 applications were denied

77.02 percent of all reviewed applications were approved

### **24,119 applications were awarded benefits**

16,236 victim applications were awarded benefits

\$5,063 was the average amount awarded per victim application

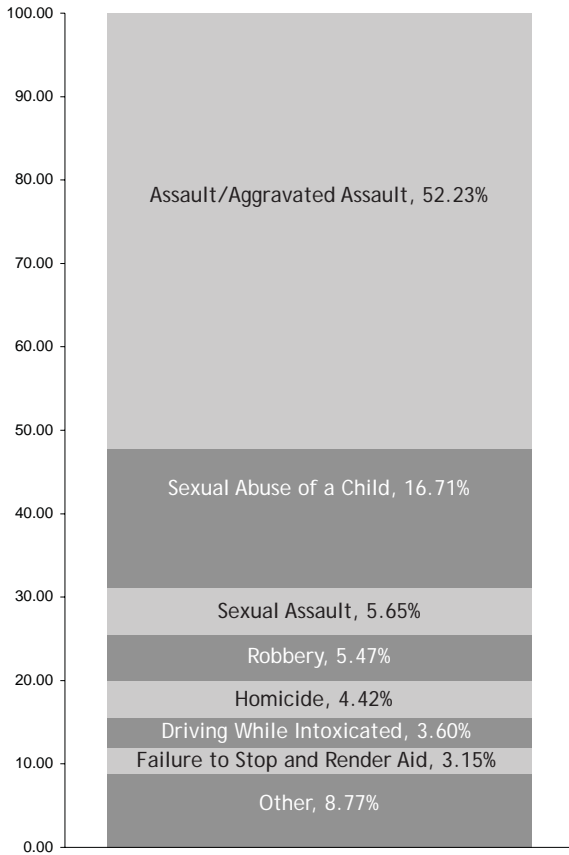
7,883 sexual assault exam reimbursements were made

\$356 was the average amount awarded per sexual assault exam reimbursement

The total number of applications approved, reviewed or denied may not equal the number of applications received. For example: Claims received in the latter part of August 2006 may not be reviewed or approved until September 2006 (fiscal year 2007) and would not be counted until the next year's report. The same explanation applies to award payments, which in some cases may extend over several years.



## crime victims' compensation applications by type of crime

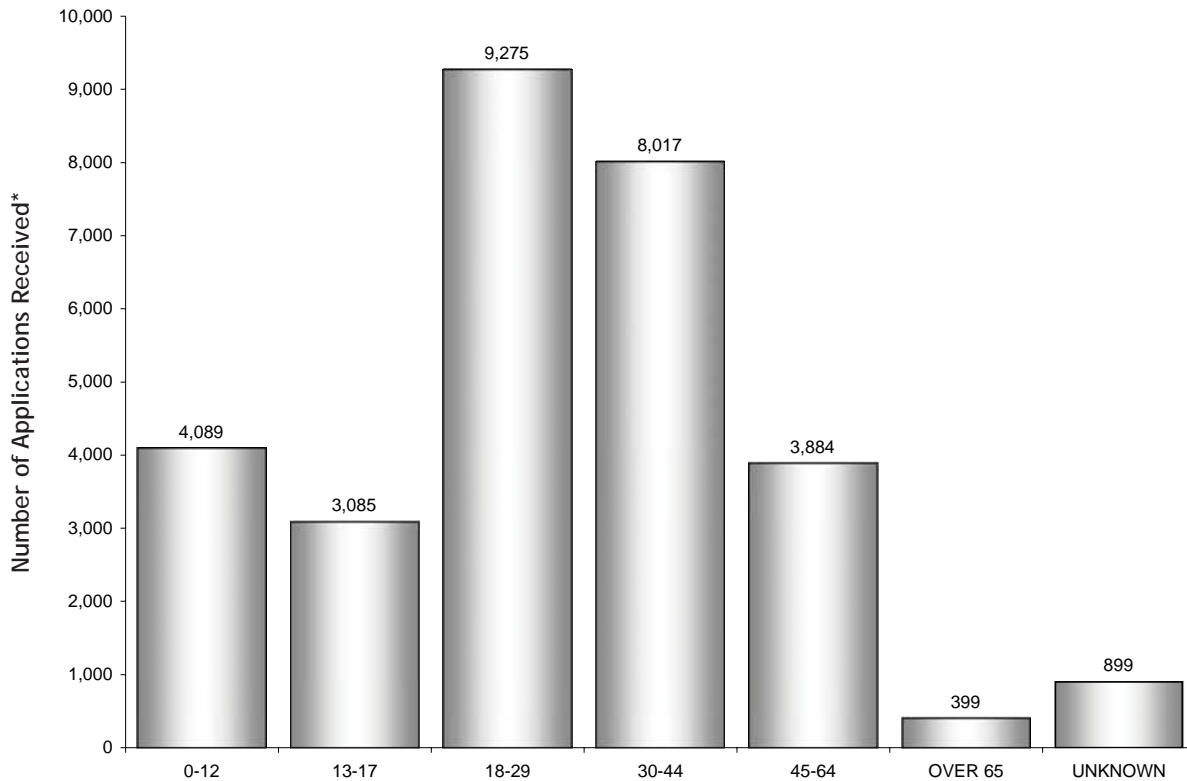


TYPE OF CRIME	APPLICATIONS*	PERCENT
ASSAULT/AGGRAVATED ASSAULT	15,485	52.23
SEXUAL ABUSE OF A CHILD	4,953	16.71
SEXUAL ASSAULT	1,674	5.65
ROBBERY	1,621	5.47
HOMICIDE	1,310	4.42
DRIVING WHILE INTOXICATED	1,068	3.60
FAILURE TO STOP AND RENDER AID	935	3.15
OTHER		
PHYSICAL ABUSE OF A CHILD	530	1.79
STALKING	205	0.69
VEHICULAR MANSLAUGHTER	172	0.58
VEHICULAR ASSAULT	147	0.50
CRIMINALLY NEGLIGENT HOMICIDE	90	0.30
KIDNAPPING	72	0.24
PHYSICAL ABUSE OF ELDERLY	53	0.18
ARSON	33	0.11
UNKNOWN/OTHER CRIME	1,300	4.38
	<b>29,648</b>	<b>100.00</b>

\* Excludes sexual assault exam reimbursement applications sent by law enforcement agencies.

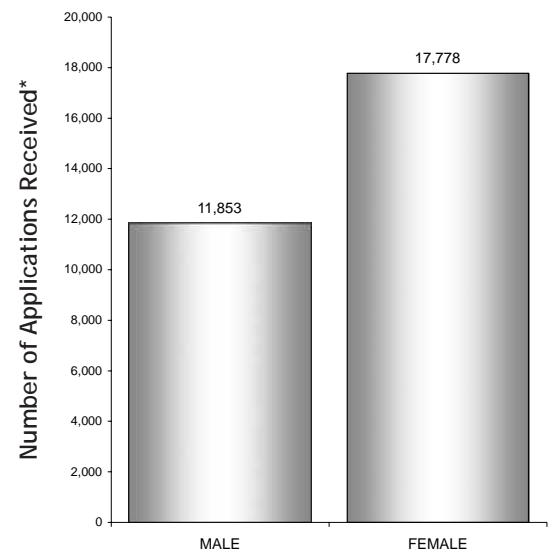


## crime victims' compensation applications by age & gender



AGE	NUMBER*	MALE	FEMALE	UNKNOWN	PERCENT
0-12	4,089	1,197	2,890	2	13.79
13-17	3,085	1,049	2,035	1	10.41
18-29	9,275	4,127	5,146	2	31.28
30-44	8,017	3,122	4,893	2	27.04
45-64	3,884	1,876	2,007	1	13.10
OVER 65	399	197	202	0	1.35
UNKNOWN	899	285	605	9	3.03
<b>TOTAL</b>	<b>29,648</b>	<b>11,853</b>	<b>17,778</b>	<b>17</b>	<b>100.00</b>

\* Excludes sexual assault exam reimbursement applications sent by law enforcement agencies.





## crime victims' compensation benefits

Benefits for crimes occurring before September 1, 1997, have a \$25,000 maximum award. For crimes occurring on or after September 1, 1997, awards on any one claim may not exceed \$50,000. Victims who have suffered a catastrophic injury may be eligible for additional benefits as listed below. Awards may be made in the following categories for necessary expenses related to the crime, up to the appropriate maximum.

**MEDICAL** expenses related to the crime are paid using established guidelines. Benefits may be paid for hospitals, doctors, ambulance services, prescriptions, dental work, nursing homes, and medical appliances such as wheelchairs and prosthetics.

**MENTAL HEALTH CARE** in a hospital facility may be available to a victim for a maximum of 30 days at a rate of \$600 per day. Victims and claimants may receive outpatient therapy from a licensed provider up to a maximum of \$3,000. This benefit may require pre-authorization.

**LOST WAGES** may be paid to a victim who is unable to work as a result of physical or mental injuries related to the crime. Lost wages may also be awarded when a victim misses time from work to seek medical treatments for injuries related to the crime or when the victim or claimant take part in the criminal justice process (other than testifying). The award maximum is \$500 per week.

**TRAVEL EXPENSES** may be reimbursed for costs related to seeking medical treatment or counseling and for costs associated with the victim's or claimant's participation in or attendance at investigative, prosecutorial, judicial, or post adjudication proceedings. Mileage is covered for travel of more than 20 miles one way. The actual costs of commercial transportation, food and lodging are paid for travel of more than 60 miles one way. Additionally, expenses for travel to the funeral or memorial of a victim (who died as a result of criminally injurious conduct committed on or after September 1, 2003) may be paid for certain family or household members.

**CHILD/DEPENDENT CARE** expenses may be covered if the expense is new and a direct result of the crime. Pre-existing child care costs are not reimbursable. For crimes occurring on or after May 8, 2005, child care benefits for dependent(s) of a surviving victim may be limited to a maximum of 90 days. The award is paid at the actual cost of care, not to exceed \$100 per week, per dependent or minor child in a licensed day care facility or provider.

**FUNERAL AND BURIAL** expenses include reimbursement for professional burial services, flowers, caskets, urns and grave markers. The maximum award on these costs is \$4,500. The reasonable costs for transporting the body to another state or country are eligible costs in addition to the \$4,500 award.

**LOSS OF SUPPORT** benefits are available to dependents of homicide victims. Payments are based on the victim's salary, and the maximum is \$500 per week. Loss of support is also available to dependents of victims (usually in family violence cases) for 90 days.

**CRIME SCENE CLEAN-UP** costs must relate to the removal of crime scene elements that may cause further trauma to the victim or family members. The reimbursement is limited to \$750.

**EVIDENCE REPLACEMENT** awards may be made for items that have been seized by law enforcement for use in the investigation or prosecution of a case or items seized and damaged during evidence collection. The maximum award for this expense is \$750.

**RELOCATION** expenses are available as a one-time award of up to \$3,800 (\$2,000 for relocation expenses and up to \$1,800 for rental assistance). This benefit provides victims of family violence and victims of sexual assault (in their residence) with funds to pay for moving expenses, utility deposits, moving vans, and rent.

**CATASTROPHIC INJURIES** are those that create a total or permanent disability for the victim. An additional award of \$25,000 (for crimes occurring before September 1, 1997), \$50,000 (for crimes occurring September 1, 1997 to August 31, 2001), or \$75,000 (for crimes occurring on or after September 1, 2001) may be used to pay for items that directly assist the victim, such as lost wages, making a home or vehicle accessible, job training and vocational rehabilitation, home health care, or training in the use of special appliances.

**BEREAVEMENT LEAVE** is available for crimes occurring on or after September 1, 2003, to immediate family or household members of the deceased victim at the time of the crime. The reimbursement is limited to 10 days up to a maximum of \$1,000.

**ATTORNEY FEES** may be paid for legal services related to the Crime Victims' Compensation process. Attorney fees are paid only if the victim is awarded compensation. Those fees are limited to the lesser of \$300 or 25 percent of awarded benefits. If the claim is appealed, the attorney may be entitled to 25 percent of the amount the attorney assisted the victim or claimant in obtaining.

**EMERGENCY AWARDS** may be requested if a victim or claimant would suffer undue harm or hardship if an award is not expedited. The award limit is \$1,500 and will be deducted from any future awards.



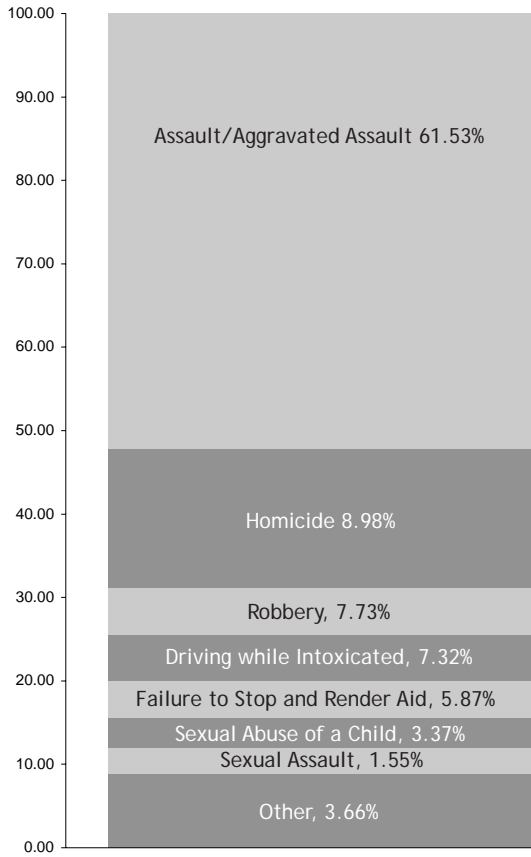
## crime victims' compensation payments by benefit

Amounts may vary from Financial Summary on page 3 which includes cancelled warrants and refunds.

CRIME VICTIMS' COMPENSATION PAYMENTS	FY 2006 Amount	% of Total
<b>PAYMENTS FOR VICTIMS OF CRIME:</b>		
<b>MEDICAL:</b>		
ACUTE CARE HOSPITAL	\$ 45,441,824.74	53.46%
PHYSICIAN FEES	5,750,734.53	6.76%
MENTAL HEALTH COUNSELING	1,862,073.93	2.19%
EMS SERVICES	1,469,090.98	1.73%
DENTAL	864,104.38	1.02%
PRESCRIPTIONS	462,701.33	0.54%
HEALTHCARE SUPPLIES	398,853.41	0.47%
PSYCHIATRIC HOSPITAL	340,097.73	0.40%
REHABILITATION / PHYSICAL THERAPY	243,753.46	0.29%
ACCOMMODATION SERVICES	209,716.51	0.25%
NURSING CARE	64,202.05	0.08%
MEDICAL REPORT	2,156.03	0.00%
<b>TOTAL MEDICAL PAYMENTS:</b>	<b>\$ 57,109,309.08</b>	<b>67.18%</b>
<b>NON-MEDICAL:</b>		
LOSS OF WAGES	\$ 8,621,017.86	10.14%
FUNERAL EXPENSE	5,713,170.93	6.72%
RELOCATION	5,300,411.97	6.24%
LOSS OF SUPPORT	2,953,914.71	3.47%
CHILD CARE	1,826,591.45	2.15%
TRAVEL	474,953.13	0.56%
DISABLED PEACE OFFICER	100,513.76	0.12%
ATTORNEYS FEES	36,837.60	0.04%
CRIME SCENE CLEANUP	34,905.21	0.04%
EVIDENCE REPLACEMENT COSTS	27,376.28	0.03%
EMERGENCY AWARDS	6,000.00	0.01%
<b>TOTAL NON-MEDICAL PAYMENTS:</b>	<b>\$ 25,095,692.90</b>	<b>29.52%</b>
<b>TOTAL PAYMENTS FOR VICTIMS OF CRIME:</b>	<b>\$ 82,205,001.98</b>	<b>96.70%</b>
<b>PAYMENTS TO LAW ENFORCEMENT AGENCIES:</b>		
<b>SEXUAL ASSAULT EXAM REIMBURSEMENTS:</b>	<b>\$ 2,802,324.87</b>	<b>3.30%</b>
<b>TOTAL PAYMENTS TO LAW ENFORCEMENT AGENCIES:</b>	<b>\$ 2,802,324.87</b>	<b>3.30%</b>
<b>CRIME VICTIMS' COMPENSATION TOTALS</b>	<b>\$ 85,007,326.85</b>	<b>100.00%</b>



## crime victims' compensation payments by type of crime

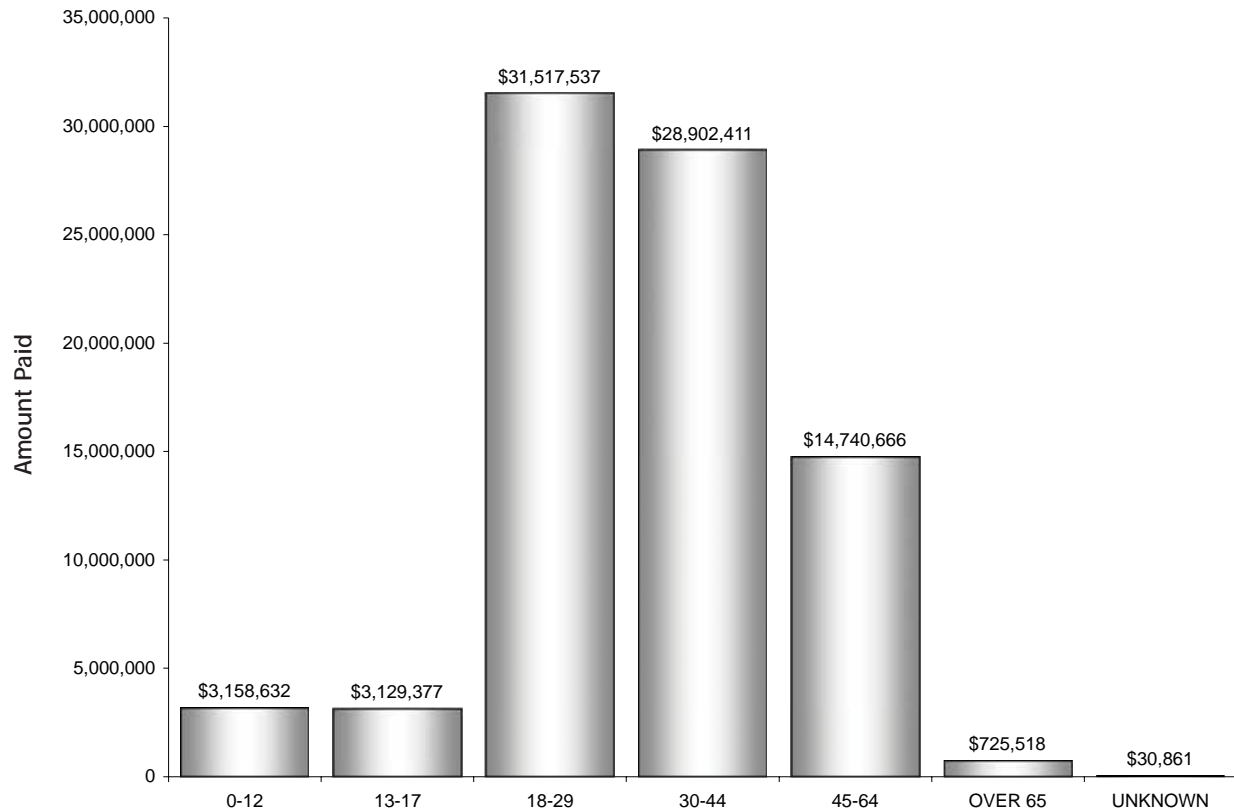


TYPE OF CRIME	NUMBER *	AMOUNT *	%
ASSAULT/AGGRAVATED ASSAULT	9,143	\$50,582,392	61.53
HOMICIDE	1,471	\$7,382,255	8.98
ROBBERY	1,059	\$6,352,811	7.73
DRIVING WHILE INTOXICATED	675	\$6,014,766	7.32
FAILURE TO STOP AND RENDER AID	617	\$4,823,489	5.87
SEXUAL ABUSE OF A CHILD	1,874	\$2,771,611	3.37
SEXUAL ASSAULT	663	\$1,272,132	1.55
OTHER			
VEHICULAR MANSLAUGHTER	171	\$862,425	1.05
VEHICULAR ASSAULT	106	\$710,477	0.86
CRIMINALLY NEGLIGENT HOMICIDE	70	\$460,130	0.56
PHYSICAL ABUSE OF A CHILD	170	\$427,271	0.52
STALKING	88	\$206,208	0.25
KIDNAPPING	45	\$74,025	0.09
ARSON	7	\$24,883	0.03
PHYSICAL ABUSE OF ELDERLY	21	\$18,634	0.02
OTHER MISCELLANEOUS CRIME	56	\$221,493	0.27
	<b>16,236</b>	<b>\$82,205,002</b>	<b>100.00</b>

\* Excludes sexual assault exam reimbursement applications sent by law enforcement agencies. Amounts vary from Financial Summary on page 3 due to cancelled warrants and refunds.



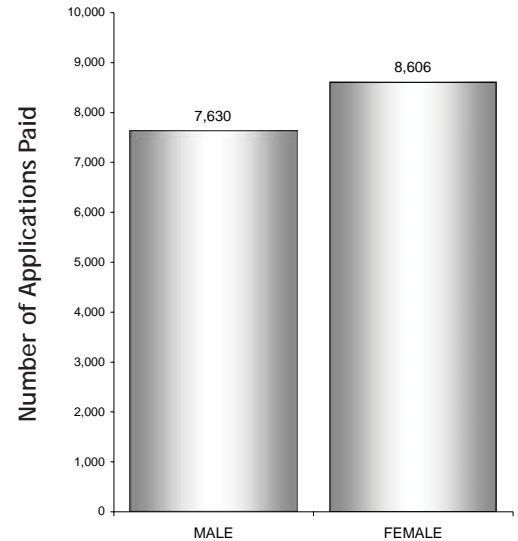
## crime victims' compensation payments by age & gender



AGE RANGE	NUMBER *	MALE	FEMALE	AMOUNT **	PERCENT
0-12	1,711	488	1,223	\$3,158,632	3.84
13-17	1,361	569	792	\$3,129,377	3.81
18-29	5,457	2,873	2,584	\$31,517,537	38.34
30-44	5,047	2,285	2,762	\$28,902,411	35.16
45-64	2,451	1,295	1,156	\$14,740,666	17.93
OVER 65	204	116	88	\$725,518	0.88
UNKNOWN	5	4	1	\$30,861	0.04
<b>TOTAL</b>	<b>16,236</b>	<b>7,630</b>	<b>8,606</b>	<b>\$82,205,002</b>	<b>100.00</b>

\*Excludes sexual assault exam reimbursement applications sent by law enforcement agencies.

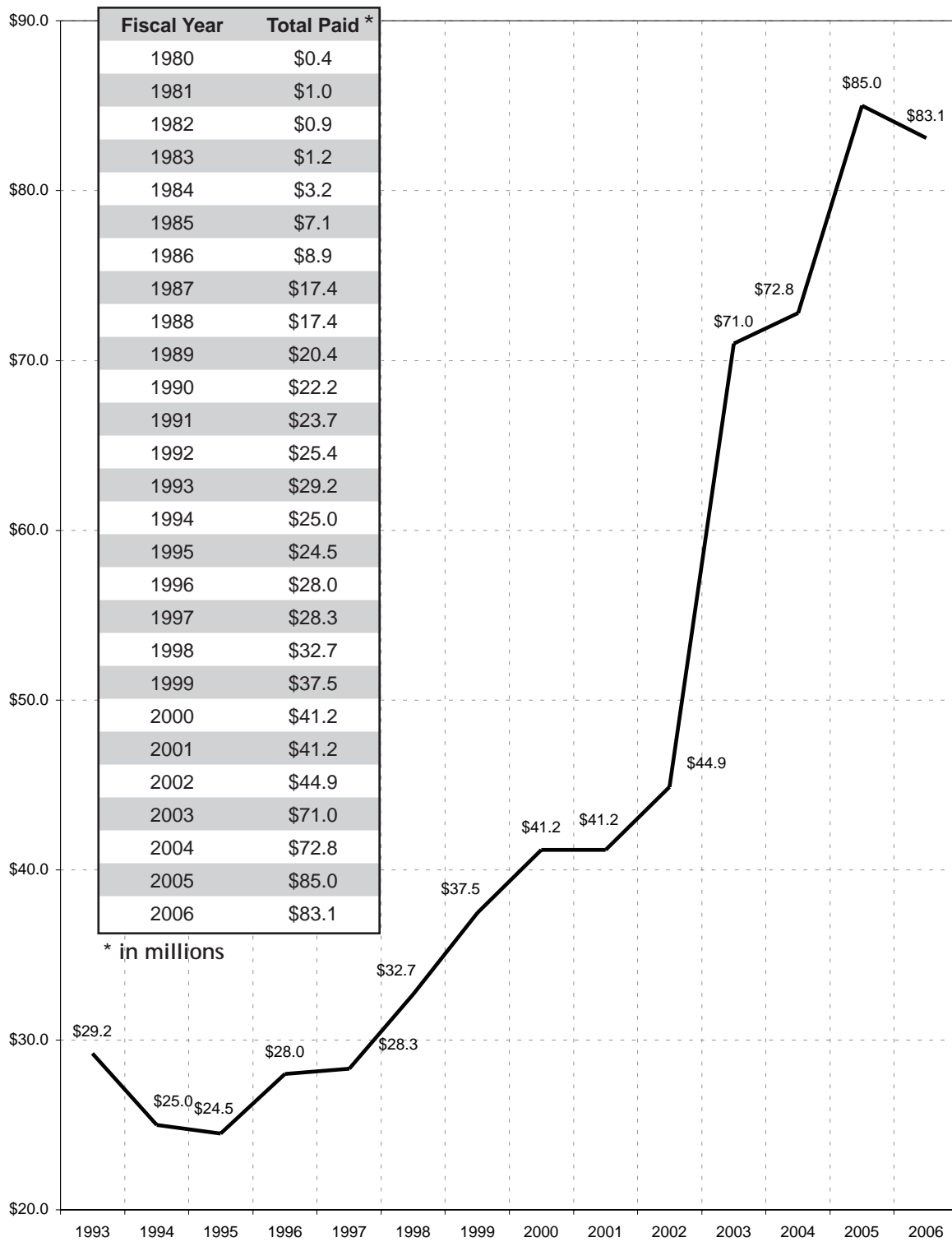
\*\* Amounts vary from Financial Summary on page 3 due to cancelled warrants and refunds.







## crime victims' compensation annual payout summary





## crime victims' compensation activity summary by county

The tables on the following pages show Crime Victims' Compensation activity by county. The total number of applications approved and denied may not equal the number of applications received because some claims received in previous years were approved or denied this year. Similarly, some claims received near the end of the year will be determined in Fiscal Year 2007.

**Received** - the number of applications received from victims for crimes occurring in the county

**Approved** - the number of applications from victims ruled to be eligible for an award

**Denied** - the number of applications from victims that were denied for cause. (For example: crime cannot be substantiated, losses not covered by statute, lack of cooperation with law enforcement).

**Victim Payments** - the amount of Crime Victims' Compensation paid to applicants who were victimized in Texas counties

**SAE Received** - the number of sexual assault exam reimbursement requests received from law enforcement agencies

**SAE Payments** - the amount reimbursed to law enforcement agencies for sexual assault exam expenses

**Contributed** - the amount of court costs and fees collected and paid by the county into the Compensation to Victims of Crime Fund (Totals provided by the Texas Comptroller of Public Accounts).

**Total Paid** - the total amount of Crime Victims' Compensation paid to victims, claimants, and law enforcement agencies in FY 2006

NAME	REC'D	APRV'D	DENIED	VICTIM PMNTS	SAE REC'D	SAE PMNTS	CONTRIBUTED	TOTAL PAID
ANDERSON	47	31	5	\$216,241	31	\$17,129	\$168,040	\$233,370
ANDREWS	12	14	1	\$8,815	0	\$0	\$74,011	\$8,815
ANGELINA	62	58	11	\$332,509	86	\$36,544	\$327,023	\$369,053
ARANSAS	25	22	3	\$88,515	21	\$5,794	\$95,267	\$94,309
ARCHER	4	2	2	\$42,410	0	\$0	\$33,842	\$42,410
ARMSTRONG	1	0	1	\$0	0	\$0	\$52,528	\$0
ATASCOSA	51	37	8	\$79,326	10	\$1,365	\$188,792	\$80,691
AUSTIN	27	21	2	\$20,400	15	\$4,533	\$179,295	\$24,934
BAILEY	3	0	0	\$0	0	\$0	\$25,449	\$0
BANDERA	12	7	5	\$4,111	11	\$6,030	\$41,307	\$10,141
BASTROP	66	64	8	\$226,353	34	\$10,433	\$194,803	\$236,786
BAYLOR	2	1	1	\$0	0	\$0	\$17,637	\$0
BEE	29	24	4	\$63,509	5	\$990	\$60,767	\$64,499
BELL	358	304	68	\$776,427	161	\$72,804	\$911,183	\$849,231

NAME	REC'D	APRV'D	DENIED	VICTIM PMNTS	SAE REC'D	SAE PMNTS	CONTRIBUTED	TOTAL PAID
BEXAR	2581	1411	729	\$4,302,477	935	\$171,924	\$3,536,718	\$4,474,401
BLANCO	5	5	1	\$22,070	0	\$0	\$49,581	\$22,070
BORDEN	0	0	0	\$0	0	\$0	\$5,709	\$0
BOSQUE	6	4	0	\$20,035	0	\$0	\$62,072	\$20,035
BOWIE	61	54	6	\$282,683	0	\$6,755	\$252,762	\$289,438
BRAZORIA	288	224	47	\$684,567	0	\$7,407	\$915,277	\$691,974
BRAZOS	110	109	14	\$408,119	0	\$8,352	\$636,985	\$416,470
BREWSTER	20	7	2	\$1,742	0	\$0	\$32,298	\$1,742
BRISCOE	2	1	0	\$0	0	\$0	\$5,870	\$0
BROOKS	6	6	0	\$75,160	0	\$0	\$92,444	\$75,160
BROWN	30	29	6	\$32,818	0	\$0	\$110,361	\$32,818
BURLESON	5	8	1	\$99,881	0	\$0	\$77,627	\$99,881
BURNET	40	42	4	\$97,240	0	\$4,442	\$160,590	\$101,682
CALDWELL	41	39	5	\$59,228	0	\$3,727	\$228,413	\$62,954
CALHOUN	8	8	1	\$48,221	0	\$2,893	\$67,294	\$51,114
CALLAHAN	11	10	1	\$18,669	0	\$0	\$98,319	\$18,669
CAMERON	462	326	83	\$869,833	0	\$279	\$1,319,899	\$870,111
CAMP	12	8	0	\$16,285	0	\$1,132	\$39,829	\$17,417
CARSON	6	6	0	\$1,865	5	\$390	\$84,014	\$2,255
CASS	19	29	3	\$139,015	9	\$2,420	\$139,542	\$141,435
CASTRO	0	0	0	\$0	0	\$0	\$23,739	\$0
CHAMBERS	24	22	4	\$49,057	11	\$8,161	\$140,268	\$57,218
CHEROKEE	45	38	8	\$59,186	30	\$7,351	\$177,298	\$66,537
CHILDRESS	22	15	8	\$4,687	8	\$1,847	\$62,550	\$6,534
CLAY	4	6	2	\$31,283	0	\$0	\$40,907	\$31,283
COCHRAN	6	5	0	\$8,244	0	\$0	\$9,334	\$8,244
COKE	6	6	0	\$4,847	0	\$0	\$19,243	\$4,847
COLEMAN	5	4	2	\$46,287	0	\$0	\$35,235	\$46,287
COLLIN	222	180	34	\$516,659	136	\$27,823	\$2,157,323	\$544,482
COLLINGSWORTH	4	4	0	\$4,646	3	\$0	\$8,923	\$4,646
COLORADO	12	10	1	\$15,939	8	\$2,286	\$116,132	\$18,224
COMAL	63	46	17	\$153,545	12	\$3,245	\$436,693	\$156,791
COMANCHE	14	13	0	\$34,335	4	\$1,918	\$45,818	\$36,253
CONCHO	1	1	0	\$21,261	0	\$0	\$44,534	\$21,261
COOKE	44	35	14	\$172,325	0	\$0	\$191,949	\$172,325
CORYELL	85	88	13	\$98,036	31	\$12,706	\$147,295	\$110,742
COTTLE	0	0	0	\$0	0	\$0	\$10,459	\$0
CRANE	2	1	0	\$2,424	4	\$1,699	\$18,805	\$4,123

NAME	REC'D	APRV'D	DENIED	VICTIM PMNTS	SAE REC'D	SAE PMNTS	CONTRIBUTED	TOTAL PAID
CROCKETT	4	4	1	\$4,894	0	\$0	\$68,848	\$4,894
CROSBY	0	1	1	\$898	0	\$0	\$36,097	\$898
CULBERSON	6	4	0	\$7,241	0	\$0	\$35,469	\$7,241
DALLAM	7	4	2	\$4,831	0	\$0	\$32,882	\$4,831
DALLAS	3,277	2,769	664	\$13,718,190	250	\$80,126	\$9,131,752	\$13,798,316
DAWSON	6	5	1	\$8,095	2	\$761	\$35,697	\$8,856
DEAF SMITH	35	34	2	\$135,717	9	\$1,857	\$85,760	\$137,574
DELTA	5	4	1	\$9,978	0	\$0	\$5,759	\$9,978
DENTON	309	273	59	\$757,394	74	\$19,805	\$1,812,085	\$777,199
DEWITT	13	12	0	\$31,995	8	\$4,198	\$66,669	\$36,193
DICKENS	0	0	0	\$0	0	\$0	\$9,916	\$0
DIMMIT	14	10	3	\$75,886	0	\$0	\$21,087	\$75,886
DONLEY	15	15	2	\$12,286	7	\$0	\$60,345	\$12,286
DUVAL	51	34	8	\$63,729	3	\$540	\$58,544	\$64,269
EASTLAND	14	12	1	\$51,385	1	\$580	\$113,541	\$51,965
ECTOR	147	110	31	\$406,361	88	\$38,908	\$557,838	\$445,269
EDWARDS	0	0	0	\$0	0	\$0	\$9,899	\$0
ELLIS	94	74	14	\$366,858	11	\$4,234	\$722,121	\$371,092
EL PASO	1,602	1,426	357	\$3,844,513	357	\$78,109	\$2,375,662	\$3,922,622
ERATH	37	28	8	\$74,512	2	\$1,098	\$101,787	\$75,609
FALLS	34	16	1	\$11,120	11	\$6,080	\$69,247	\$17,200
FANNIN	52	38	10	\$129,082	14	\$3,814	\$72,899	\$132,896
FAYETTE	10	11	2	\$50,789	12	\$3,788	\$191,666	\$54,577
FISHER	1	1	0	\$0	1	\$240	\$10,635	\$240
FLOYD	0	0	0	\$0	0	\$0	\$15,944	\$0
FOARD	1	1	0	\$0	0	\$0	\$2,242	\$0
FORT BEND	454	409	66	\$559,960	37	\$15,563	\$871,078	\$575,523
FRANKLIN	14	10	1	\$46,181	14	\$3,381	\$35,146	\$49,562
FREESTONE	15	10	1	\$86,665	0	\$0	\$145,140	\$86,665
FRIO	27	15	7	\$59,655	0	\$0	\$146,373	\$59,655
GAINES	2	1	0	\$0	1	\$502	\$75,211	\$502
GALVESTON	396	331	60	\$886,420	38	\$19,484	\$986,560	\$905,905
GARZA	14	12	0	\$12,828	0	\$0	\$23,422	\$12,828
GILLESPIE	12	13	0	\$33,139	4	\$2,301	\$55,030	\$35,440
GLASSCOCK	0	0	0	\$0	0	\$0	\$5,872	\$0
GOLIAD	0	0	0	\$4,033	0	\$0	\$49,598	\$4,033
GONZALES	30	21	7	\$79,261	20	\$11,505	\$110,069	\$90,766
GRAY	47	33	14	\$113,633	17	\$4,189	\$81,144	\$117,821

NAME	REC'D	APRV'D	DENIED	VICTIM PMNTS	SAE REC'D	SAE PMNTS	CONTRIBUTED	TOTAL PAID
GRAYSON	181	150	39	\$252,887	12	\$4,331	\$441,100	\$257,217
GREGG	187	161	24	\$743,348	52	\$29,798	\$397,572	\$773,146
GRIMES	16	14	3	\$14,179	8	\$1,386	\$80,654	\$15,565
GUADALUPE	120	98	24	\$148,414	79	\$44,364	\$559,748	\$192,778
HALE	38	24	8	\$67,051	12	\$3,904	\$134,503	\$70,955
HALL	11	9	3	\$12,891	9	\$1,490	\$74,796	\$14,381
HAMILTON	6	6	0	\$5,845	0	\$0	\$29,264	\$5,845
HANSFORD	2	2	0	\$320	0	\$0	\$13,990	\$320
HARDEMAN	3	0	1	\$0	0	\$0	\$84,820	\$0
HARDIN	111	97	9	\$241,217	3	\$1,233	\$162,696	\$242,450
HARRIS	5,060	4,058	1,073	\$16,999,537	1,330	\$551,939	\$10,345,480	\$17,551,475
HARRISON	63	60	10	\$368,276	2	\$716	\$304,367	\$368,992
HARTLEY	1	0	0	\$1,185	0	\$0	\$26,559	\$1,185
HASKELL	2	2	0	\$1,673	0	\$0	\$18,676	\$1,673
HAYS	118	117	11	\$315,479	20	\$10,965	\$449,769	\$326,444
HEMPHILL	1	1	0	\$2,119	0	\$0	\$23,561	\$2,119
HENDERSON	65	47	12	\$177,287	8	\$1,816	\$269,566	\$179,103
HIDALGO	1,054	875	186	\$2,713,594	280	\$82,132	\$1,626,374	\$2,795,727
HILL	23	22	1	\$33,671	11	\$5,491	\$250,178	\$39,162
HOCKLEY	11	6	5	\$40,637	12	\$4,557	\$103,508	\$45,194
HOOD	41	41	6	\$125,947	31	\$14,293	\$121,378	\$140,240
HOPKINS	52	37	14	\$69,523	10	\$2,132	\$127,332	\$71,655
HOUSTON	7	8	0	\$31,475	3	\$695	\$47,071	\$32,170
HOWARD	34	38	5	\$169,652	24	\$8,000	\$97,691	\$177,652
HUDSPETH	1	1	0	\$4,069	0	\$0	\$50,639	\$4,069
HUNT	74	66	13	\$204,438	8	\$1,190	\$285,192	\$205,628
HUTCHINSON	14	9	2	\$12,709	8	\$1,950	\$71,948	\$14,659
IRION	0	0	0	\$0	1	\$195	\$8,848	\$195
JACK	3	4	0	\$12,055	1	\$700	\$58,670	\$12,755
JACKSON	14	14	1	\$35,683	6	\$2,014	\$92,001	\$37,696
JASPER	25	20	4	\$104,491	22	\$13,674	\$143,080	\$118,166
JEFF DAVIS	1	1	0	\$5,270	0	\$0	\$9,750	\$5,270
JEFFERSON	346	279	72	\$913,033	159	\$97,528	\$773,094	\$1,010,562
JIM HOGG	5	4	0	\$63,416	0	\$0	\$20,492	\$63,416
JIM WELLS	41	33	6	\$115,095	0	\$0	\$120,279	\$115,095
JOHNSON	101	81	12	\$308,678	75	\$31,248	\$652,098	\$339,925
JONES	16	11	2	\$8,515	0	\$0	\$44,332	\$8,515
KARNES	15	8	3	\$17,591	0	\$0	\$25,846	\$17,591

NAME	REC'D	APRV'D	DENIED	VICTIM PMNTS	SAE REC'D	SAE PMNTS	CONTRIBUTED	TOTAL PAID
KAUFMAN	76	76	15	\$363,893	7	\$1,586	\$341,862	\$365,480
KENDALL	20	17	1	\$25,400	6	\$3,061	\$84,468	\$28,461
KENEDY	1	1	1	\$2,680	0	\$0	\$41,432	\$2,680
KENT	0	0	0	\$0	0	\$0	\$1,143	\$0
KERR	48	52	8	\$270,535	17	\$10,338	\$123,862	\$280,873
KIMBLE	3	2	1	\$9,499	2	\$1,191	\$126,170	\$10,690
KING	0	0	0	\$0	0	\$0	\$2,434	\$0
KINNEY	1	1	0	\$54,636	0	\$0	\$46,727	\$54,636
KLEBERG	48	33	16	\$56,411	3	\$885	\$188,672	\$57,296
KNOX	4	2	2	\$2,962	0	\$0	\$13,776	\$2,962
LAMAR	33	23	9	\$109,577	17	\$6,085	\$130,478	\$115,662
LAMB	14	12	2	\$21,707	3	\$761	\$41,351	\$22,468
LAMPASAS	18	16	2	\$7,489	7	\$1,657	\$90,246	\$9,146
LA SALLE	3	3	1	\$2,200	0	\$0	\$69,625	\$2,200
LAVACA	12	9	2	\$12,190	9	\$4,316	\$50,266	\$16,506
LEE	4	4	0	\$40,555	1	\$195	\$98,963	\$40,750
LEON	21	16	2	\$27,220	0	\$0	\$115,835	\$27,220
LIBERTY	63	41	14	\$294,997	1	\$583	\$255,502	\$295,580
LIMESTONE	21	15	7	\$46,277	9	\$4,325	\$50,433	\$50,602
LIPSCOMB	3	2	0	\$0	0	\$0	\$10,356	\$0
LIVE OAK	7	8	1	\$11,873	0	\$0	\$166,606	\$11,873
LLANO	25	27	1	\$45,118	0	\$0	\$40,966	\$45,118
LOVING	0	0	0	\$0	0	\$0	\$2,656	\$0
LUBBOCK	308	282	52	\$947,728	170	\$58,048	\$1,000,019	\$1,005,776
LYNN	0	0	0	\$8,728	0	\$0	\$41,329	\$8,728
MADISON	5	5	0	\$12,433	1	\$259	\$57,193	\$12,692
MARION	11	6	2	\$28,671	8	\$3,566	\$41,828	\$32,237
MARTIN	6	5	0	\$4,650	0	\$0	\$17,602	\$4,650
MASON	3	3	0	\$29,183	0	\$0	\$25,908	\$29,183
MATAGORDA	28	25	4	\$182,292	1	\$521	\$84,585	\$182,813
MAVERICK	13	5	2	\$23,277	0	\$0	\$204,941	\$23,277
MCCULLOCH	1	1	0	\$1,625	0	\$0	\$29,919	\$1,625
MCLENNAN	270	214	54	\$660,847	169	\$88,988	\$710,311	\$749,835
MCMULLEN	2	2	0	\$0	0	\$0	\$7,725	\$0
MEDINA	31	28	5	\$140,650	0	\$0	\$189,401	\$140,650
MENARD	1	1	0	\$3,451	0	\$0	\$18,976	\$3,451
MIDLAND	105	83	13	\$196,176	43	\$20,769	\$395,144	\$216,945
MILAM	36	24	9	\$141,129	8	\$3,552	\$101,253	\$144,681

NAME	REC'D	APRV'D	DENIED	VICTIM PMNTS	SAE REC'D	SAE PMNTS	CONTRIBUTED	TOTAL PAID
MILLS	2	0	1	\$4,221	0	\$0	\$22,310	\$4,221
MITCHELL	5	4	0	\$1,540	0	\$0	\$61,983	\$1,540
MONTAGUE	10	13	0	\$12,840	11	\$2,550	\$90,986	\$15,390
MONTGOMERY	274	232	49	\$860,157	64	\$30,928	\$1,044,639	\$891,085
MOORE	15	20	1	\$54,831	17	\$4,987	\$94,781	\$59,818
MORRIS	12	10	1	\$11,093	4	\$1,399	\$59,847	\$12,492
MOTLEY	0	0	0	\$0	0	\$0	\$7,517	\$0
NACOGDOCHES	62	44	7	\$150,642	1	\$495	\$256,216	\$151,137
NAVARRO	51	29	15	\$92,678	0	\$0	\$243,075	\$92,678
NEWTON	11	9	3	\$20,469	0	\$0	\$34,840	\$20,469
NOLAN	22	24	0	\$82,194	1	\$650	\$82,126	\$82,844
NUECES	779	618	133	\$1,633,302	297	\$106,696	\$995,384	\$1,739,997
OCHILTREE	1	0	0	\$0	4	\$623	\$46,574	\$623
OLDHAM	1	0	1	\$0	0	\$0	\$60,811	\$0
ORANGE	61	52	15	\$178,788	31	\$19,853	\$224,962	\$198,641
PALO PINTO	21	17	4	\$95,828	5	\$2,689	\$115,357	\$98,517
PANOLA	19	11	5	\$36,554	0	\$0	\$103,930	\$36,554
PARKER	89	71	17	\$209,668	42	\$19,784	\$352,116	\$229,452
PARMER	4	4	0	\$17,614	0	\$0	\$61,297	\$17,614
PECOS	20	13	4	\$26,487	0	\$0	\$105,620	\$26,487
POLK	57	52	7	\$124,459	14	\$7,519	\$169,942	\$131,978
POTTER	449	392	95	\$980,843	139	\$35,013	\$576,717	\$1,015,856
PRESIDIO	9	6	1	\$5,616	2	\$595	\$48,528	\$6,211
RAINS	13	11	3	\$19,133	0	\$0	\$52,054	\$19,133
RANDALL	79	72	16	\$96,313	94	\$24,054	\$191,772	\$120,367
REAGAN	4	1	1	\$52	0	\$0	\$14,451	\$52
REAL	2	1	1	\$10,261	0	\$0	\$11,724	\$10,261
RED RIVER	7	9	0	\$52,211	0	\$0	\$28,933	\$52,211
REEVES	19	18	0	\$43,431	0	\$0	\$48,055	\$43,431
REFUGIO	5	8	1	\$17,010	0	\$0	\$113,935	\$17,010
ROBERTS	0	0	0	\$119	0	\$0	\$7,981	\$119
ROBERTSON	24	21	0	\$113,678	2	\$518	\$141,763	\$114,196
ROCKWALL	26	21	3	\$63,103	3	\$645	\$267,492	\$63,748
RUNNELS	5	3	1	\$8,958	0	\$0	\$38,983	\$8,958
RUSK	47	37	6	\$191,481	28	\$10,623	\$169,663	\$202,104
SABINE	5	4	1	\$1,353	1	\$533	\$25,328	\$1,886
SAN AUGUSTINE	1	1	0	\$22,126	0	\$0	\$20,884	\$22,126
SAN JACINTO	19	19	2	\$129,775	0	\$0	\$108,071	\$129,775

NAME	REC'D	APRV'D	DENIED	VICTIM PMNTS	SAE REC'D	SAE PMNTS	CONTRIBUTED	TOTAL PAID
SAN PATRICIO	66	57	13	\$166,999	28	\$7,418	\$291,849	\$174,417
SAN SABA	11	12	2	\$38,603	1	\$233	\$11,928	\$38,836
SCHLEICHER	4	3	0	\$457	0	\$0	\$25,489	\$457
SCURRY	17	13	2	\$12,520	5	\$1,435	\$113,895	\$13,955
SHACKELFORD	1	1	0	\$0	0	\$0	\$16,544	\$0
SHELBY	15	16	1	\$67,936	22	\$4,459	\$94,086	\$72,394
SHERMAN	1	1	0	\$7,169	0	\$0	\$15,371	\$7,169
SMITH	179	134	28	\$732,148	12	\$2,092	\$832,433	\$734,240
SOMERVELL	4	4	1	\$55,599	2	\$1,063	\$16,720	\$56,662
STARR	46	48	6	\$186,378	0	\$0	\$97,496	\$186,378
STEPHENS	11	9	0	\$67,162	0	\$0	\$30,406	\$67,162
STERLING	0	0	0	\$0	0	\$0	\$39,804	\$0
STONEWALL	0	0	0	\$0	0	\$0	\$4,507	\$0
SUTTON	4	4	0	\$1,032	2	\$381	\$116,921	\$1,413
SWISHER	7	6	1	\$18,161	0	\$0	\$40,761	\$18,161
TARRANT	2,405	1,981	435	\$6,697,412	778	\$368,785	\$5,178,528	\$7,066,197
TAYLOR	127	92	23	\$452,324	44	\$10,523	\$339,121	\$462,847
TERRELL	2	2	0	\$2,280	0	\$0	\$6,535	\$2,280
TERRY	10	15	1	\$38,943	0	\$0	\$59,234	\$38,943
THROCKMORTON	1	1	0	\$0	0	\$0	\$6,504	\$0
TITUS	38	30	3	\$106,607	11	\$2,050	\$171,596	\$108,657
TOM GREEN	214	193	31	\$459,667	49	\$10,151	\$637,420	\$469,818
TRAVIS	1,658	1,468	225	\$3,387,915	343	\$154,346	\$3,235,484	\$3,542,262
TRINITY	18	16	1	\$68,240	1	\$483	\$33,684	\$68,723
TYLER	19	11	3	\$63,213	10	\$5,874	\$35,527	\$69,087
UPSHUR	45	30	8	\$50,668	3	\$1,083	\$99,861	\$51,751
UPTON	4	2	1	\$0	0	\$0	\$9,236	\$0
UVALDE	28	15	5	\$119,512	1	\$395	\$79,246	\$119,907
VAL VERDE	32	32	4	\$117,154	5	\$840	\$140,773	\$117,994
VAN ZANDT	59	50	16	\$190,860	2	\$450	\$156,378	\$191,310
VICTORIA	72	72	15	\$482,062	50	\$25,404	\$293,403	\$507,466
WALKER	38	31	5	\$154,777	2	\$1,173	\$253,010	\$155,950
WALLER	39	39	8	\$136,876	1	\$532	\$148,226	\$137,408
WARD	6	6	0	\$53,865	1	\$181	\$61,340	\$54,046
WASHINGTON	20	20	2	\$167,489	0	\$0	\$155,905	\$167,489
WEBB	369	193	88	\$912,198	162	\$22,259	\$521,482	\$934,457
WHARTON	42	36	10	\$91,694	8	\$2,480	\$158,178	\$94,174
WHEELER	14	10	3	\$10,191	0	\$0	\$70,234	\$10,191



NAME	REC'D	APRV'D	DENIED	VICTIM PMNTS	SAE REC'D	SAE PMNTS	CONTRIBUTED	TOTAL PAID
WICHITA	122	103	24	\$425,403	94	\$21,335	\$413,006	\$446,738
WILBARGER	11	10	2	\$52,671	0	\$0	\$78,163	\$52,671
WILLACY	10	8	2	\$14,203	0	\$0	\$33,568	\$14,203
WILLIAMSON	283	247	42	\$535,455	37	\$21,759	\$981,472	\$557,214
WILSON	24	19	5	\$138,558	0	\$0	\$81,053	\$138,558
WINKLER	4	2	1	\$5,211	3	\$1,123	\$28,414	\$6,334
WISE	41	25	5	\$137,855	3	\$716	\$301,931	\$138,571
WOOD	63	65	6	\$70,541	1	\$221	\$114,713	\$70,762
YOAKUM	4	3	1	\$11,143	0	\$0	\$22,282	\$11,143
YOUNG	20	19	4	\$15,840	5	\$1,066	\$73,610	\$16,906
ZAPATA	17	3	1	\$7,265	0	\$0	\$18,681	\$7,265
ZAVALA	26	23	3	\$77,461	0	\$0	\$35,419	\$77,461
OUT OF STATE	143	27	94	\$190,343	0	\$0	0	\$190,343
NO COUNTY	200	0	5	\$0	0	\$0	\$0	\$0
<b>TOTALS:</b>	<b>29,648</b>	<b>23,628</b>	<b>5,754</b>	<b>\$82,205,002</b>	<b>7,665</b>	<b>\$2,802,325</b>	<b>\$77,310,030</b>	<b>\$85,007,327</b>



## grants & contracts program overview

In cooperation with the Texas Legislature, the Office of the Attorney General (OAG) provides vital support to victims of crime throughout the state by awarding grants and contracts to hundreds of local and statewide victim assistance programs. Working in partnership with local law enforcement agencies and non-profit organizations, the OAG continues to focus on minimizing the physical and emotional trauma experienced by children and adults who are victims of crime. Through these awards the OAG demonstrates commitment to cultivating an environment where the needs of crime victims are expediently identified and effectively met in communities of every size. The fiscal support provided by the OAG helps to empower communities to develop strong local networks that reflect their respective crime victim population needs.

The Texas Code of Criminal Procedure, Article 56.541, authorizes the OAG to use monies appropriated from the Compensation to Victims of Crime Fund for grants and contracts supporting victim-related services or assistance. The OAG administers the following eight victim assistance grant programs as authorized by the Legislature:

- Other Victim Assistance Grants (OVAG)
- Victim Coordinator and Liaison Grants (VCLG)
- Sexual Assault Prevention and Crisis Services Program (SAPCS)
- Statewide Automated Victim Notification System (Texas VINE)
- Court Appointed Special Advocates (CASA)
- Children's Advocacy Centers (CAC)
- Crime Victim Civil Legal Services (CVCLS)
- Sexual Assault Services Program Grant (TAASA)

In Fiscal Year 2006, the OAG awarded \$33,855,207 to organizations that provide vital victim services in the state of Texas. In addition, the OAG used a total of \$1,908,449 (5.3%) in administrative costs for the oversight and administration of funds appropriated in the Victim Assistance Strategy. These direct and indirect administrative costs include salaries, travel, and operating expenses.

### AUDIT & OVERSIGHT ACTIVITIES

All programs are carefully monitored to ensure the effective use of dollars awarded to the local and statewide programs. To achieve 100% audit and oversight, the OAG conducted one or more of the following procedures for all OVAG, VCLG, and SAPCS grants.

- OAG program staff monitored monthly invoices, financial status reports and quarterly program performance reports.
- OAG program staff conducted 86 on-site monitoring visits.
- Additionally OAG program staff provided technical assistance on a wide range of topics to promote financial and programmatic compliance.

Other grant programs are subject to equally strict monitoring and oversight activities, as dictated in the contracts with those entities administering grant funds on behalf of the OAG and outlined on subsequent pages within this report.

NAME OF PROGRAM	DOLLARS AWARDED	GRANTS AWARDED
OVAG	\$9,999,660	182*
VCLG	\$2,297,599	61
SAPCS	\$8,465,346	80
Texas VINE	\$3,090,588	135
CASA	\$3,158,011	61*
CAC	\$3,999,003	61*
CVCLS	\$2,500,000	24*
TAASA	\$375,000	1
<b>Total</b>	<b>\$33,885,207</b>	<b>605</b>

\* This number includes awards made to sub-recipients by contracted agencies.



grants & contracts funding & compensation by county



- ★ children's advocacy centers
- court appointed special advocates
- ⊕ crime victim civil legal services
- ◆ other victim assistance grant program
- ▲ sexual assault prevention & crisis services program
- Ⓜ sexual assault nurse examiners (SANE) training services
- ▼ statewide automated victim notification system (texas VINE)
- victim coordinator and liaison grant program

compensation payments were made in shaded counties



## grants & contracts other victim assistance grants (ovag)

### PURPOSE

The Other Victim Assistance Grants (OVAG) program supports services that address the unmet needs of victims of crime.

### GUIDELINES FOR SELECTION

The OVAG program rules and regulations are set forth in the Texas Administrative Code, Title I, Part 3, Chapter 60. The OAG awards OVAG funds through a competitive application process. Eligible applicants must be a governmental entity or maintain legal status as a 501(c)(3) non-profit organization. To be considered for funding, applicants must demonstrate within their grant proposals an ability and willingness to effectively provide direct victim services. Other vital services for which funding is allowed include:

- Victim services training
- Public Awareness regarding victim assistance
- Emergency funds for victims
- Other support for victim services as determined by the OAG

For grants awarded in FY 2006, applications were carefully evaluated and scored by a team of internal OAG staff. Scoring was based on information and documentation provided by the applicants, including a description of project activities, project objectives and outcomes, and proposed project budgets.

### AWARDS

For FY 2006, the OAG awarded 182 grants totaling \$9,999,660. These grants went to a variety of non-profit organizations and government entities committed to providing crime victim services throughout Texas. Included in these totals are 3 contracts to administer Block Grants:

- Children's Advocacy Centers of Texas, Inc.  
(23 subrecipients for \$1,141,353)
- Texas CASA, Inc.  
(15 subrecipients for \$668,476)
- Mothers Against Drunk Driving  
(6 service regions for \$330,000)

### SUMMARY OF REPORTS AND EFFECTIVENESS

OVAG funded programs served 43,549 victims of crime. These victims received 80,688 crisis interventions, therapy sessions, and follow-up services during FY 2006. Additionally, victims received assistance with applying for Crime Victims' Compensation in 8,994 instances and information about victim rights and available community resources in 62,126 instances.



## grants & contracts **victim coordinator & liaison grants (vclg)**

### **PURPOSE**

Victim Coordinator and Liaison Grants (VCLG) support statutorily required Victim Coordinator and Victim Liaison positions for local law enforcement agencies and prosecutor offices. The law enforcement liaisons and prosecutor coordinators funded by these programs provide direct services to victims of crime, assisting them with Crime Victims' Compensation and other statutory rights.

### **GUIDELINES FOR SELECTION**

The VCLG program rules and regulations are set forth in the Texas Administrative Code, Title I, Part 3, Chapter 60. In FY 2006, the OAG decided whether to fund continuing programs based on an evaluation of their prior performance, including compliance with grant guidelines and the accuracy and timeliness of required financial and programmatic reports. Funds for new programs were awarded through a competitive application process. Scoring was based on information provided by the applicants including a description of proposed project activities, objectives, outcomes, and budget.

### **AWARDS**

For FY 2006, the OAG awarded 61 VCLG grants totaling \$2,297,599. These grants went to:

- 42 Prosecutor's Offices
- 14 Police Departments
- 5 Sheriff's Offices

### **SUMMARY OF REPORTS & EFFECTIVENESS**

VCLG funded programs served 23,352 victims of crime in FY 2006. These victims received assistance with applying for Crime Victims' Compensation in 6,078 instances, and help with completion of victim impact statements in 3,851 instances. Additionally, victims received 17,684 advocacy services and information about victim rights and community resources in 31,819 instances.



## grants & contracts sexual assault prevention & crisis services grants

### PURPOSE

The Sexual Assault Prevention and Crisis Services (SAPCS) Program awards grants to support local and statewide programs that are addressing the problem of sexual assault through direct services, training, and education.

### GUIDELINES FOR SELECTION

The SAPCS program rules and regulations are set forth in the Texas Administrative Code, Title I, Part 3, Chapter 62. Funds to local sexual assault programs are awarded via contract with the OAG. To be eligible to receive SAPCS funding, applicants must be a 501(c)(3) non-profit organization or governmental entity that offers the required basic services for at least nine months prior to receiving an award. These basic services include:

- 24-hour hotline
- Crisis intervention
- Accompaniment to medical facilities, law enforcement and prosecutor offices
- Public education
- Professional training
- Volunteer training

In FY 2006 the amount a sexual assault program was awarded was determined through a formula that included a base amount of funding and additional funds allocated by percent of basic services provided in FY 2005.

### AWARDS

In FY 2006, the OAG awarded 80 contracts totaling \$8,465,346:

- Seventy-six contracts were awarded to local sexual assault programs across the state to provide sexual assault prevention services in addition to the victim services listed above.
- One contract was awarded to the Texas Association Against Sexual Assault (TAASA) to provide training and technical assistance to local sexual assault programs and support a statewide public awareness campaign.
- Three contracts were awarded for sexual assault nurse examiner training services.

### SUMMARY OF REPORTS & EFFECTIVENESS

In FY 2006, local sexual assault centers reported providing services to 37,327 survivors from 238 counties. Of these survivors:

- 14.15% were male, 85.59% were female; and for .26% the gender was unknown.
- 59.14% were adults; 28.19% were children; and for 12.67% the age was unknown.

These programs also reported presenting 25,792 education and training sessions to 1,004,625 community members, students, and professionals.



## grants & contracts sexual assault nurse examiner (SANE) program

### PURPOSE

A component of the Sexual Assault Prevention and Crisis Services Program, the Sexual Assault Nurse Examiner (SANE) Program trains and certifies registered nurses to perform sexual assault medical forensic examinations when a patient indicates that he/she has been sexually assaulted. SANEs offer services to sexual assault patients regardless of age or gender. The Sexual Assault Nurse Examiners provide:

- compassionate and sensitive sexual assault medical forensic examinations
- timely collection of evidence
- consistent care
- referral for follow-up care and counseling

### COMMUNITY DEVELOPMENT PROCESS

A strong, coordinated community response to sexual assault supports the victim, the community, and ultimately the state as a whole. The OAG met with 12 communities in FY 2006 to assist with the development and initiation of Sexual Assault Response Teams (SART). The OAG provides ongoing technical assistance and support to SARTs and encourages cooperative working agreements and monthly meetings. The multidisciplinary groups collaborate to support SANE programs and enhance prosecution. Group members include prosecutors, law enforcement, medical professionals, direct service providers, and advocacy groups. Members of the SART work together to assess community needs and to develop protocols to address the medical, forensic, and legal components of services for sexual assault victims. To date, the OAG has worked with 56 communities to form SARTs.

### SANE CERTIFICATION PROCESS

In FY 2006, the OAG provided 20 trainings for 203 nurses agreeing to conduct sexual assault medical forensic examinations in 35 hospitals. To be eligible for SANE training, a registered nurse must be in good standing with the Texas Board of Nurse Examiners for a minimum of two years prior to course participation. SANE training includes classroom, clinical, and courtroom components. The classroom component covers information on current laws specific to sexual assault and evidence collection, symptomology of survivors, needs of special populations, and witness preparation. Upon completion of the clinical and courtroom requirements, a nurse may apply to the OAG for certification as a Certified Pediatric SANE, a Certified Adult SANE or both. Sexual Assault Nurse Examiners are originally certified for a period of two years. A SANE may apply for recertification at the end of this period. SANEs are required to provide documentation of continuing education and examinations.





## statewide automated victim notification system (Texas VINE)

Texas VINE covers 93.2% of the state's population and 96.2% of the reported violent crime in Texas.

### implementation update

total participating counties	143
total jails on-line	138
total courts on-line	110

### PURPOSE

The Statewide Automated Victim Notification System, also known as Texas VINE (Victim Information and Notification Everyday), establishes and maintains a reliable and efficient system for notifying victims of crime about the status of offenders. The right to be notified of court proceedings upon request is a basic right afforded to victims by the Texas Constitution. The Texas Legislature allocated resources to the OAG to facilitate the implementation of a statewide automated victim notification system. In response, the OAG, through a competitive process, certified Appriss, Inc. to work directly with Texas counties who seek to participate in the statewide program, Texas VINE.

### Texas VINE

Texas VINE provides victims and concerned members of the community with up-to-date information about offenders' county jail custody and court status, 24 hours a day, seven days a week, 365 days a year via a single statewide toll-free telephone number (1-877-TX4-VINE).

Information is transferred from participating county databases to the national VINE Communications Center every fifteen minutes. Users register with the Texas VINE service by calling 1-877-TX4-VINE/1-877-894-8463 or by logging on to [www.VINELink.com](http://www.VINELink.com). Registered users are then contacted by phone or email if there is a change in status. Users may also check on status at any time by phone or by linking with the website. Trained operators are available at all times. In FY 2006, Texas VINE received 1,146,048 incoming calls, made 63,265 confirmed notification calls, and had 64,811 new victims register for notification.

### AWARDS

The program is funded through a legislative appropriation. In FY 2006, the OAG awarded 135 contracts totaling \$3,090,588. The OAG issues original and annual maintenance contracts to each participating county for the purpose of funding the program. At the end of FY 2006, 143 counties and the Texas Department of Criminal Justice were participating in this voluntary program.

### CONTRACT MANAGEMENT

To assure that the certified vendor and the county are functioning within the requirements of the program, the OAG regularly assesses them to verify compliance with standards and protocols. Oversight activities included desk reviews of documentation and reports as well as on-site visits to provide technical assistance and/or audit fiscal and programmatic activity.





## grants & contracts court appointed special advocates

### ages of children served by local casa programs

ages 0-5	9,421 (46.56%)
ages 6-12	6,595 (32.60%)
ages 13-17	4,047 (20%)
ages 18 and older	170 (.84%)

#### PURPOSE

The purpose of the Court Appointed Special Advocates (CASA) grant is to develop and support local CASA programs throughout Texas. CASA programs recruit, train, and provide court-appointed volunteers to advocate on behalf of the best interests of abused and neglected children involved in the legal and welfare systems.

#### GUIDELINES FOR SELECTION

The Office of the Attorney General is legislatively directed to contract with a statewide organization with expertise in the dynamics of child abuse and neglect as well as experience in operating volunteer advocate programs that provide training, technical assistance and evaluation services. The designated funds are awarded to Texas CASA, Inc., the statewide organization, which then contracts with local programs to provide direct victim services. The Texas Family Code, Chapter 264, Subchapter G, specifies the eligibility criteria for a local CASA program to receive funds from Texas CASA, Inc. The local programs applying for funds must be 501(c)(3) non-profit organizations operating an advocate program that:

- Uses volunteers appointed by the court to provide for the needs of abused or neglected children;
- Provides services that encourage permanent placements for abused and neglected children;
- Has provided court-appointed advocacy services for at least two years;
- Provides court-appointed advocacy services to at least ten (10) children each month;
- Has demonstrated local judicial support; and
- Has demonstrated fiscal support from the community.

#### AWARDS

For FY 2006, the OAG awarded one contract to Texas CASA, Inc., for \$3,158,011\*. Texas CASA, Inc. then awarded 60 contracts totaling \$2,640,000 to local CASA programs. The balance of the award was utilized by Texas CASA, Inc., for administrative costs to oversee and support the local CASA programs.

\*includes CASA license plate revenue

#### SUMMARY OF REPORTS AND EFFECTIVENESS

For FY 2006, local CASA programs provided services to 20,233 children in 199 counties. Three new local CASA programs were developed to cover additional counties. As a result, five new counties were served. These services were provided by 4,707 local CASA volunteers and CASA staff. Of the children served, 10,276 were male and 9,957 were female.

- 17,964 reports were provided to the courts on the progress and well-being of children in state care.
- 1,593 volunteers were trained at local CASA programs to provide advocacy services to children in state care.
- 5,194 people received in-service training at local programs.

#### AUDIT & OVERSIGHT ACTIVITIES

To ensure accountability for these funds, the following audit and oversight activities were conducted:

- All programs submitting Requests for Reimbursement were reviewed monthly and a desk review was performed with each program during the first month of the grant cycle.
- Texas CASA, Inc., conducted nine on-site quality assurance reviews in FY 2006. These reviews included assessments of the volunteer program, service provision and organizational stability of the local programs.
- OAG staff conducted an on-site monitoring visit of Texas CASA, Inc.



## grants & contracts sexual assault services program grant

### PURPOSE

The purpose of the Sexual Assault Services Program Grant is to provide program development, technical assistance, and training to local sexual assault programs. The grant also provides statewide training for local programs, law enforcement agencies and other victim services groups.

### GUIDELINES FOR SELECTION

The Office of the Attorney General is legislatively directed to contract with a statewide organization with expertise in understanding the dynamics of sexual assault, developing informational materials, and providing training for sexual assault programs and community professional groups. The designated funds are awarded to the Texas Association Against Sexual Assault (TAASA), the membership organization supporting sexual assault crisis intervention and prevention programs throughout the state.

### AWARDS

For FY 2006, one grant totaling \$375,000 was awarded to TAASA for the Sexual Assault Services Program activities.

### SUMMARY OF REPORTS AND EFFECTIVENESS

For FY 2006, TAASA provided training and educational materials to the 76 sexual assault programs funded by the OAG and community professionals working with sexual assault survivors. Training for law enforcement was provided to 173 participants representing different law enforcement groups. TAASA distributed 15,589 fact sheets on a variety of topics concerning issues sexual assault programs must address. Other activities and educational materials provided by TAASA include the following.

- Updated and distributed 116,732 topical brochures to sexual assault programs.
- Provided 202 training manuals on community collaboration and communication to sexual assault programs.
- Provided training on working with the media to 137 sexual assault program staff.
- Provided training to 200 participants attending six regional trainings.
- Worked with ten sexual assault programs on media relations and improving public awareness.
- Provided technical assistance to six sexual assault programs on various programmatic issues.
- Provided cultural competency training certificates to 30 advocates.

### AUDIT AND OVERSIGHT ACTIVITIES

To ensure accountability for funds awarded to TAASA, the following audit and oversight activities were utilized.

- OAG program staff monitored monthly invoices, financial status and program performance reports.
- OAG program staff approved the budget and any budget amendments, and reviewed training and educational materials prepared by TAASA.
- OAG program staff conducted an on-site monitoring visit with TAASA in FY 2006.



## grants & contracts children's advocacy centers

### ages of children served by local cac programs

ages 0-5	8,590 (28.53%)
ages 6-12	14,644 (48.65%)
ages 13-17	6,776 (22.51%)
ages 18 and older	93 (.31%)

#### PURPOSE

The purpose of the Children's Advocacy Centers (CAC) grant program is to develop and support local child advocacy centers that offer a coordinated, multidisciplinary response to cases of suspected child physical and sexual abuse.

#### GUIDELINES FOR SELECTION

The Office of the Attorney General (OAG) is legislatively directed to contract with a statewide organization with expertise in the establishment and operation of children's advocacy center programs. The designated funds are awarded to Children's Advocacy Centers of Texas, Inc. (CACTX), a statewide membership association that then contracts with local CAC programs to provide direct services. Texas Family Code, Chapter 264, Subchapter E, directs CACTX to contract with eligible centers to enhance services of the local CAC programs. The eligibility requirements for a local CAC program to receive funds from CACTX include:

- A signed memorandum of understanding with the local agencies that investigate or prosecute child abuse cases or deliver services to child abuse victims;
- A multidisciplinary team that holds regularly scheduled case reviews;
- A method of statistical information gathering;
- An in-house volunteer program; and
- Other rules pertaining to the management of contracts.

#### AWARDS

For Fiscal Year 2006, the OAG awarded one contract to Children's Advocacy Centers of Texas, Inc. for \$3,999,003. CACTX then awarded 60 contracts totaling \$3,459,124 to 60 local CAC programs. The balance of the award was utilized by CACTX for administrative costs to oversee and support the local CAC programs.

#### SUMMARY OF REPORTS AND EFFECTIVENESS

For FY 2006, local CAC programs provided full services in 146 counties and limited services to an additional 86 counties, 38 other states, and 4 other countries. Local CAC programs provided services to 30,103 children, an increase of 6.62% from last year. Of these, 33.26% were male and 66.74% were female.

- 27,718 forensic interviews were conducted.
- 24,999 child abuse cases were reviewed by multidisciplinary teams.
- 15,213 mental health services were provided for alleged child abuse victims and their families.

#### AUDIT AND OVERSIGHT ACTIVITIES

To ensure accountability for these funds, the following audit and oversight activities were utilized.

- OAG program staff reviewed and approved the budget and any budget amendments, and reviewed and analyzed the performance reports submitted by CACTX. These reports encompass all of the local programs funded through this contract.
- OAG program staff conducted an on-site monitoring visit with CACTX in FY 2006.
- CACTX conducted 18 on-site quality assurance reviews and 6 desktop quality assurance reviews in FY 2006.
- CACTX reviewed the statistical reports submitted by local programs every quarter and closely reviewed and approved requests for reimbursements from the local programs.



## grants & contracts crime victim civil legal services

### PURPOSE

The Crime Victim Civil Legal Services grants were authorized by the Legislature to increase the availability of free and affordable civil legal services for victims of crime, such as protective orders, disability benefits, and other legal assistance.

### GUIDELINES FOR SELECTION

The Office of the Attorney General entered into an interagency contract with the Supreme Court of Texas to support the Crime Victim Civil Legal Services grants. The Court contracts with the Texas Equal Access to Justice Foundation (TEAJF) to handle the administrative management of these funds. The requirements for selecting recipient programs are set forth in the Order of The Court establishing TEAJF as the administrator of these funds. To be eligible to apply for these funds, a program must:

- Have 501(c)(3) non-profit organization status;
- Provide victim-related civil legal services to victims, immediate family members of victims or claimants;
- Provide services based on a person's meeting certain income eligibility requirements;
- Maintain open records;
- Conduct open meetings; and
- Comply with other policies adopted by the Court and TEAJF.

TEAJF awards these funds to eligible local programs through a competitive grant application process. TEAJF staff carefully evaluates applicants on their history with TEAJF, including compliance and on-site evaluations, and makes program selection recommendations to the Board of Directors. The Board reviews these recommendations and considers such factors as ability to provide proposed services, underserved populations or areas of the state, and the potential for duplication of services. New applicants make oral presentations to the TEAJF Board of Directors on the organization and the services they propose to provide.

### AWARDS

For FY 2006, the OAG awarded one contract to the Supreme Court of Texas for \$2,500,000. The Texas Equal Access to Justice Foundation, which administers this program for the Court, then awarded 23 grants totaling \$2,412,500 to local crime victim civil legal service programs in Texas. The balance of the award was utilized by TEAJF for administrative costs to oversee and support the local civil legal service programs. These programs include 4 grants that provide services statewide and 19 grants that provide local services.

### SUMMARY OF REPORTS & EFFECTIVENESS

For FY 2006, local and statewide programs served 24,929 victims of crime in 204 counties. These funds have continued to cultivate a collaborative environment for the growing network of Legal Aid providers and the victim service agencies. Programs also address the growing problem of human trafficking and the extremely diverse services necessary to assist these victims.

### AUDIT & OVERSIGHT ACTIVITIES

To ensure accountability for these funds, the following audit and oversight activities were utilized.

- OAG program staff reviewed financial and programmatic reports submitted on a quarterly basis by the Supreme Court of Texas. These reports encompass the financial expenditures and performance of all the local programs funded through this contract.
- Additionally, TEAJF staff conducted one or more of the following for all grantees: on-site program monitoring; review of quarterly fiscal and programmatic productivity reports; review of annual audit; and/or review of annual report of services and self assessment.



## grants & contracts victim assistance programs funded by county

### victim assistance programs

CAC- Children's Advocacy Centers

CASA - Court Appointed Special Advocates

CVCLS - Crime Victim Civil Legal Services

OVAG - Other Victim Assistance Grants

SANE - Sexual Assault Nurse Examiner Training Services

SAPCS - Sexual Assault Prevention & Crisis Services Program

TAASA - Sexual Assault Services Program Grant

VINE - Statewide Automated Victim Notification System (Texas VINE)

VCLG - Victim Coordinator & Liaison Grants

COUNTY	AGENCY NAME	GRANT TYPE	AWARD
<b>Anderson</b>			<b>\$64,323</b>
Anderson	Anderson County Criminal District Attorney's Office	VCLG	\$39,000
Anderson	Anderson County VINE	VINE	\$25,323
<b>Angelina</b>			<b>\$155,681</b>
Angelina	Angelina Alliance for Children, Inc.	CAC	\$39,880
Angelina	Angelina County CASA	CASA	\$39,367
Angelina	Angelina County Community Supervision And Corrections Department	OVAG	\$47,187
Angelina	Angelina County VINE	VINE	\$29,247
<b>Archer</b>			<b>\$11,632</b>
Archer	Archer County VINE	VINE	\$11,632
<b>Armstrong</b>			<b>\$11,632</b>
Armstrong	Armstrong County VINE	VINE	\$11,632
<b>Atascosa</b>			<b>\$120,273</b>
Atascosa	81st Judicial District Attorney's Office	VCLG	\$39,000
Atascosa	Atascosa County VINE	VINE	\$52,174
Atascosa	CASA of South Texas	CASA	\$29,099
<b>Austin</b>			<b>\$18,371</b>
Austin	Austin County VINE	VINE	\$18,371
<b>Bailey</b>			<b>\$11,632</b>
Bailey	Bailey County VINE	VINE	\$11,632
<b>Bandera</b>			<b>\$11,632</b>
Bandera	Bandera County VINE	VINE	\$11,632
<b>Bastrop</b>			<b>\$362,545</b>
Bastrop	Bastrop County VINE	VINE	\$33,021

COUNTY	AGENCY NAME	GRANT TYPE	AWARD
Bastrop	Bastrop County Women's Shelter, Inc.	SAPCS	\$193,070
Bastrop	CASA of Bastrop County	CASA	\$37,279
Bastrop	Children's Advocacy Center Serving Bastrop, Fayette, and Lee Counties, The	CAC	\$51,675
Bastrop	Children's Advocacy Center Serving Bastrop, Fayette, and Lee Counties, The	OVAG/CAC	\$47,500
<b>Bee</b>			<b>\$17,925</b>
Bee	Bee County VINE	VINE	\$17,925
<b>Bell</b>			<b>\$191,387</b>
Bell	CASA of Bell County	CASA	\$29,209
Bell	Children's Advocacy Center of Central Texas, Inc.	CAC	\$56,567
Bell	Families in Crisis, Inc.	OVAG	\$50,000
Bell	Families in Crisis, Inc.	SAPCS	\$55,611
<b>Bexar</b>			<b>\$1,044,339</b>
Bexar	Alamo Area Rape Crisis Center	OVAG	\$49,716
Bexar	Alamo Area Rape Crisis Center	SAPCS	\$126,160
Bexar	Alamo Children's Advocacy Center	CAC	\$133,973
Bexar	Alamo Children's Advocacy Center	OVAG/CAC	\$49,306
Bexar	Bexar County Criminal District Attorney's Office	VCLG	\$39,000
Bexar	Bexar County Sheriff's Office	VCLG	\$38,322
Bexar	Bexar County VINE	VINE	\$107,588
Bexar	Catholic Charities, Archdiocese of San Antonio Immigration Services	CVCLS	\$22,500
Bexar	Catholic Charities, Archdiocese of San Antonio Immigration Services	OVAG	\$32,783
Bexar	Child Advocates San Antonio	CASA	\$89,101
Bexar	Child Advocates San Antonio	OVAG/CASA	\$50,000
Bexar	Family Service Association of San Antonio, Inc.	OVAG	\$50,000
Bexar	Family Violence Prevention Services, Inc.	CVCLS	\$45,000
Bexar	Family Violence Prevention Services, Inc.	OVAG	\$48,890
Bexar	JOVEN	OVAG	\$50,000
Bexar	SANE trainer - Charles, Laurie	SANE	\$32,000
Bexar	St. Mary's University Immigration Clinic	CVCLS	\$30,000
Bexar	St. Peter - St. Joseph Children's Home	OVAG	\$50,000
<b>Bowie</b>			<b>\$267,556</b>
Bowie	Bowie County VINE	VINE	\$43,805
Bowie	CASA of Northeast Texas	CASA	\$24,760
Bowie	Domestic Violence Prevention, Inc.	OVAG	\$50,000
Bowie	Domestic Violence Prevention, Inc.	SAPCS	\$56,539
Bowie	Texarkana Children's Advocacy Center	CAC	\$42,719
Bowie	Texarkana Children's Advocacy Center	OVAG/CAC	\$49,733
<b>Brazoria</b>			<b>\$365,692</b>

COUNTY	AGENCY NAME	GRANT TYPE	AWARD
Brazoria	Brazoria County District Attorney's Office	VCLG	\$37,620
Brazoria	Brazoria County VINE	VINE	\$47,361
Brazoria	CASA of Brazoria County	CASA	\$33,355
Brazoria	Children's Advocacy Center of Brazoria County	CAC	\$51,465
Brazoria	City of Pearland Police Department	OVAG	\$49,919
Brazoria	Women's Center of Brazoria County, Inc.	OVAG	\$45,027
Brazoria	Women's Center of Brazoria County, Inc.	SAPCS	\$100,945
<b>Brazos</b>			<b>\$390,066</b>
Brazos	Brazos County Rape Crisis Center, Inc.	OVAG	\$46,000
Brazos	Brazos County Rape Crisis Center, Inc.	SAPCS	\$67,650
Brazos	Brazos County VINE	VINE	\$55,988
Brazos	Brazos Valley Children's Advocacy Center/Scotty's House	CAC	\$53,280
Brazos	Brazos Valley Children's Advocacy Center/Scotty's House	OVAG/CAC	\$44,365
Brazos	CASA of Brazos Valley	CASA	\$28,556
Brazos	CASA of Brazos Valley	OVAG/CASA	\$44,884
Brazos	Twin City Mission, Inc.	OVAG	\$49,343
<b>Brewster</b>			<b>\$230,794</b>
Brewster	Children's Advocacy Center of the Big Bend	CAC	\$35,532
Brewster	Family Crisis Center of the Big Bend, Inc.	OVAG	\$46,487
Brewster	Family Crisis Center of the Big Bend, Inc.	SAPCS	\$123,615
Brewster	Frontier CASA, Inc.	CASA	\$25,160
<b>Brown</b>			<b>\$45,782</b>
Brown	Brown County VINE	VINE	\$15,096
Brown	CASA in the Heart of Texas	CASA	\$30,686
<b>Burleson</b>			<b>\$17,402</b>
Burleson	Burleson County VINE	VINE	\$17,402
<b>Burnet</b>			<b>\$251,725</b>
Burnet	Burnet County Attorney's Office	VCLG	\$38,994
Burnet	Burnet County VINE	VINE	\$29,557
Burnet	Highland Lakes Family Crisis Center, Inc.	OVAG	\$40,000
Burnet	Highland Lakes Family Crisis Center, Inc.	SAPCS	\$55,735
Burnet	Hill Country Children's Advocacy Center	CAC	\$40,763
Burnet	Hill Country Children's Advocacy Center	OVAG/CAC	\$46,676
<b>Caldwell</b>			<b>\$66,989</b>
Caldwell	Caldwell County Criminal District Attorney's Office	VCLG	\$39,000
Caldwell	Caldwell County VINE	VINE	\$27,989
<b>Calhoun</b>			<b>\$141,286</b>
Calhoun	Calhoun County VINE	VINE	\$12,555



COUNTY	AGENCY NAME	GRANT TYPE	AWARD
Calhoun	Child Welfare Alliance of Calhoun County, Inc.	SAPCS	\$93,114
Calhoun	Harbor Children's Alliance and Victim Center, The	CAC	\$35,617
<b>Cameron</b>			<b>\$618,839</b>
Cameron	Cameron County Children's Advocacy Center, Inc.	CAC	\$58,164
Cameron	Cameron County Children's Advocacy Center, Inc.	OVAG/CAC	\$43,608
Cameron	Cameron County District Attorney's Office	OVAG	\$50,000
Cameron	Cameron County VINE	VINE	\$21,567
Cameron	Casa de Proyecto Libertad	CVCLS	\$30,000
Cameron	CASA of Cameron & Willacy Counties	CASA	\$32,440
Cameron	City of Harlingen Police Department	VCLG	\$30,931
Cameron	Family Crisis Center, Inc.	OVAG	\$50,000
Cameron	Family Crisis Center, Inc.	SAPCS	\$61,000
Cameron	Friendship of Women, Inc.	OVAG	\$50,000
Cameron	Friendship of Women, Inc.	SAPCS	\$91,129
Cameron	MADD South Texas Region	OVAG/MADD	\$100,000
<b>Carson</b>			<b>\$18,371</b>
Carson	Carson County VINE	VINE	\$18,371
<b>Cass</b>			<b>\$66,618</b>
Cass	Cass County Criminal District Attorney's Office	VCLG	\$39,000
Cass	Cass County VINE	VINE	\$27,618
<b>Chambers</b>			<b>\$62,866</b>
Chambers	Bridgehaven Children's Advocacy Center	CAC	\$41,031
Chambers	Chambers County VINE	VINE	\$21,835
<b>Cherokee</b>			<b>\$249,679</b>
Cherokee	Cherokee County Crisis Center, Inc	OVAG	\$50,000
Cherokee	Cherokee County Crisis Center, Inc.	SAPCS	\$125,227
Cherokee	Cherokee County VINE	VINE	\$33,021
Cherokee	Children's Advocacy Center of Anderson & Cherokee Counties	CAC	\$41,431
<b>Childress</b>			<b>\$11,632</b>
Childress	Childress County VINE	VINE	\$11,632
<b>Cochran</b>			<b>\$10,616</b>
Cochran	Cochran County VINE	VINE	\$10,616
<b>Coleman</b>			<b>\$38,568</b>
Coleman	Coleman County Attorney's Office	VCLG	\$38,568
<b>Collin</b>			<b>\$399,343</b>
Collin	CASA of Collin County, Inc.	CASA	\$63,665
Collin	CASA of Collin County, Inc.	OVAG/CASA	\$38,171
Collin	Collin County Children's Advocacy Center	CAC	\$69,377



COUNTY	AGENCY NAME	GRANT TYPE	AWARD
Collin	Collin County Children's Advocacy Center	OVAG/CAC	\$50,000
Collin	Collin County VINE	VINE	\$25,880
Collin	Hope's Door	OVAG	\$50,000
Collin	Rape Crisis Center of Collin County, Inc.	OVAG	\$50,000
Collin	Rape Crisis Center of Collin County, Inc.	SAPCS	\$52,250
<b>Collingsworth</b>			<b>\$6,739</b>
Collingsworth	Collingsworth County VINE	VINE	\$6,739
<b>Comal</b>			<b>\$256,617</b>
Comal	Children's Advocacy Center of Comal County, Inc.	CAC	\$39,729
Comal	Comal County Family Violence Shelter, Inc.	OVAG	\$50,000
Comal	Comal County Family Violence Shelter, Inc.	SAPCS	\$129,553
Comal	Comal County VINE	VINE	\$37,335
<b>Cooke</b>			<b>\$125,614</b>
Cooke	CASA of North Texas	CASA	\$24,369
Cooke	Cooke County Friends of the Family, Inc.	SAPCS	\$101,245
<b>Coryell</b>			<b>\$55,141</b>
Coryell	Coryell County Crime Victims' Office	VCLG	\$39,000
Coryell	Coryell County VINE	VINE	\$16,141
<b>Crane</b>			<b>\$14,494</b>
Crane	Crane County VINE	VINE	\$14,494
<b>Dallam</b>			<b>\$46,890</b>
Dallam	CASA 69	CASA	\$28,519
Dallam	Dallam County VINE	VINE	\$18,371
<b>Dallas</b>			<b>\$1,236,070</b>
Dallas	Brighter Tomorrows, Inc.	OVAG	\$50,000
Dallas	Brighter Tomorrows, Inc.	SAPCS	\$95,337
Dallas	Catholic Charities of Dallas, Inc.	CVCLS	\$45,000
Dallas	Catholic Charities of Dallas, Inc.	OVAG	\$41,500
Dallas	City of Cedar Hill Police Department	OVAG	\$26,699
Dallas	City of Irving Police Department	VCLG	\$39,000
Dallas	Dallas CASA	CASA	\$98,767
Dallas	Dallas CASA	OVAG/CASA	\$50,000
Dallas	Dallas Children's Advocacy Center	CAC	\$193,174
Dallas	Dallas County Hospital District	OVAG	\$95,156
Dallas	Family Place, The	OVAG	\$50,000
Dallas	Family Place, The	SAPCS	\$198,332
Dallas	Mosaic Family Services, Inc.	OVAG	\$49,984
Dallas	Neighborhood Youth and Family Counseling of Richardson, Inc.	OVAG	\$48,521

COUNTY	AGENCY NAME	GRANT TYPE	AWARD
Dallas	Victim Relief Ministries, Inc	OVAG	\$50,000
Dallas	Victims Outreach	OVAG	\$50,000
Dallas	Victims Outreach	SAPCS	\$54,600
<b>Dawson</b>			<b>\$56,360</b>
Dawson	106th Judicial District Attorney's Office	VCLG	\$39,000
Dawson	Dawson County VINE	VINE	\$17,360
<b>Deaf Smith</b>			<b>\$161,313</b>
Deaf Smith	Deaf Smith County Crisis Center, Inc.	SAPCS	\$82,604
Deaf Smith	Deaf Smith County District Attorney's Office	OVAG	\$49,999
Deaf Smith	Deaf Smith County VINE	VINE	\$8,678
Deaf Smith	Great Plains CASA	CASA	\$20,032
<b>Denton</b>			<b>\$349,962</b>
Denton	CASA of Denton County, Inc	CASA	\$47,719
Denton	CASA of Denton County, Inc	OVAG/CASA	\$50,000
Denton	Children's Advocacy Center for Denton County, Inc.	CAC	\$65,170
Denton	Children's Advocacy Center for Denton County, Inc.	OVAG/CAC	\$43,000
Denton	Denton County Friends of the Family, Inc.	OVAG	\$50,000
Denton	Denton County Friends of the Family, Inc.	SAPCS	\$63,965
Denton	Denton County VINE	VINE	\$30,108
<b>DeWitt</b>			<b>\$18,371</b>
DeWitt	DeWitt County VINE	VINE	\$18,371
<b>Dickens</b>			<b>\$2,908</b>
Dickens	Dickens County VINE	VINE	\$2,908
<b>Dimmit</b>			<b>\$82,845</b>
Dimmit	Wintergarden Women's Shelter, Inc.	SAPCS	\$82,845
<b>Donley</b>			<b>\$57,371</b>
Donley	100th Judicial District Attorney's Office	VCLG	\$39,000
Donley	Donley County VINE	VINE	\$18,371
<b>Duval</b>			<b>\$29,030</b>
Duval	Duval County Attorney's Office	OVAG	\$29,030
<b>Eastland</b>			<b>\$146,334</b>
Eastland	Eastland County Crisis Center, Inc.	OVAG	\$35,287
Eastland	Eastland County Crisis Center, Inc.	SAPCS	\$111,047
<b>Ector</b>			<b>\$370,287</b>
Ector	CASA of the Permian Basin	CASA	\$41,567
Ector	Ector County District Attorney's Office	VCLG	\$39,000
Ector	Ector County VINE	VINE	\$25,880
Ector	Harmony Home Children's Advocacy Center	CAC	\$42,818

COUNTY	AGENCY NAME	GRANT TYPE	AWARD
Ector	Harmony Home Children's Advocacy Center	OVAG/CAC	\$45,197
Ector	Odessa Rape Crisis Center	OVAG	\$50,000
Ector	Odessa Rape Crisis Center	SAPCS	\$125,825
<b>Edwards</b>			<b>\$6,697</b>
Edwards	Edwards County VINE	VINE	\$6,697
<b>El Paso</b>			<b>\$799,765</b>
El Paso	34th Judicial District Attorney's Office	VCLG	\$39,000
El Paso	Advocacy Center for the Children of El Paso	CAC	\$82,848
El Paso	CASA of El Paso, Inc.	CASA	\$46,050
El Paso	CASA of El Paso, Inc.	OVAG/CASA	\$46,808
El Paso	Center Against Family Violence, Inc.	OVAG	\$50,000
El Paso	Diocesan Migrant & Refugee Services, Inc.	CVCLS	\$22,500
El Paso	Diocesan Migrant & Refugee Services, Inc.	OVAG	\$26,750
El Paso	El Paso County Sheriff's Office	VCLG	\$39,000
El Paso	El Paso County VINE	VINE	\$63,416
El Paso	El Paso Police Department	OVAG	\$50,000
El Paso	El Paso Police Department	VCLG	\$39,000
El Paso	Las Americas Refugee Asylum Project	CVCLS	\$30,000
El Paso	MADD West Texas Region	OVAG/MADD	\$100,000
El Paso	Sexual Trauma & Assault Response Services, Inc.	SAPCS	\$114,393
El Paso	West Texas Community Supervision and Corrections Department	OVAG	\$50,000
<b>Ellis</b>			<b>\$66,179</b>
Ellis	CASA of Ellis County	OVAG/CASA	\$24,060
Ellis	Ellis County Children's Advocacy Center	CAC	\$42,119
<b>Erath</b>			<b>\$259,225</b>
Erath	CASA for the Cross Timbers Area, Inc.	CASA	\$29,447
Erath	CASA for the Cross Timbers Area, Inc.	OVAG/CASA	\$33,509
Erath	Cross Timbers Family Services	OVAG	\$50,000
Erath	Cross Timbers Family Services	SAPCS	\$116,712
Erath	Erath County VINE	VINE	\$29,557
<b>Falls</b>			<b>\$57,362</b>
Falls	Falls County District and County Attorneys' Office	VCLG	\$38,991
Falls	Falls County VINE	VINE	\$18,371
<b>Fannin</b>			<b>\$253,767</b>
Fannin	Fannin County Children's Center, Inc.	CAC	\$36,376
Fannin	Fannin County Children's Center, Inc.	CASA	\$22,552
Fannin	Fannin County Children's Center, Inc.	OVAG	\$29,681
Fannin	Fannin County Family Crisis Center, Inc.	OVAG	\$48,561

COUNTY	AGENCY NAME	GRANT TYPE	AWARD
Fannin	Fannin County Family Crisis Center, Inc.	SAPCS	\$100,166
Fannin	Fannin County VINE	VINE	\$16,431
<b>Fayette</b>			<b>\$18,371</b>
Fayette	Fayette County VINE	VINE	\$18,371
<b>Fort Bend</b>			<b>\$326,880</b>
Fort Bend	Fort Bend County Child Advocates, Inc.	CAC	\$59,542
Fort Bend	Fort Bend County Child Advocates, Inc.	CASA	\$48,264
Fort Bend	Fort Bend County Child Advocates, Inc.	OVAG/CASA	\$50,000
Fort Bend	Fort Bend County Sheriff's Office	VCLG	\$39,000
Fort Bend	Fort Bend County VINE	VINE	\$25,880
Fort Bend	Fort Bend County Women's Center, Inc.	OVAG	\$50,000
Fort Bend	Fort Bend County Women's Center, Inc.	SAPCS	\$54,194
<b>Franklin</b>			<b>\$59,875</b>
Franklin	Franklin County VINE	VINE	\$11,632
Franklin	SANE trainer - Bassinger, Kim	SANE	\$48,243
<b>Freestone</b>			<b>\$17,360</b>
Freestone	Freestone County VINE	VINE	\$17,360
<b>Galveston</b>			<b>\$327,846</b>
Galveston	Advocacy Center for Children of Galveston County	CAC	\$52,067
Galveston	Advocacy Center for Children of Galveston County	OVAG/CAC	\$50,000
Galveston	CASA of Galveston County (Voices for Children)	CASA	\$28,671
Galveston	Galveston County Criminal District Attorney's Office	VCLG	\$39,000
Galveston	Galveston County VINE	VINE	\$43,070
Galveston	Resource and Crisis Center of Galveston County, Inc., The	OVAG	\$50,000
Galveston	Resource and Crisis Center of Galveston County, Inc., The	SAPCS	\$65,038
<b>Garza</b>			<b>\$6,739</b>
Garza	Garza County VINE	VINE	\$6,739
<b>Gillespie</b>			<b>\$18,371</b>
Gillespie	Gillespie County VINE	VINE	\$18,371
<b>Goliad</b>			<b>\$6,739</b>
Goliad	Goliad County VINE	VINE	\$6,739
<b>Gonzales</b>			<b>\$35,472</b>
Gonzales	Gonzales Regional Children's Advocacy Center	CAC	\$35,472
<b>Gray</b>			<b>\$149,870</b>
Gray	CASA of the High Plains	CASA	\$35,613
Gray	Gray County VINE	VINE	\$3,877
Gray	Tralee Crisis Center for Women, Inc.	SAPCS	\$110,380
<b>Grayson</b>			<b>\$344,252</b>

COUNTY	AGENCY NAME	GRANT TYPE	AWARD
Grayson	CASA of Grayson County	CASA	\$26,820
Grayson	Children's Advocacy Center of Grayson County	CAC	\$42,064
Grayson	Grayson County Criminal District Attorney's Office	VCLG	\$39,000
Grayson	Grayson County VINE	VINE	\$55,988
Grayson	Grayson County Women's Crisis Line, Inc.	OVAG	\$50,000
Grayson	Grayson County Women's Crisis Line, Inc.	SAPCS	\$130,380
<b>Gregg</b>			<b>\$433,126</b>
Gregg	Children's Advocacy Center of East Texas	CAC	\$46,572
Gregg	City of Longview Police Department	VCLG	\$20,000
Gregg	East Texas CASA	CASA	\$55,822
Gregg	Gregg County VINE	VINE	\$25,880
Gregg	Kilgore Community Crisis Center, Inc.	SAPCS	\$120,129
Gregg	Women's Center of East Texas, Inc.	OVAG	\$50,000
Gregg	Women's Center of East Texas, Inc.	SAPCS	\$114,723
<b>Grimes</b>			<b>\$21,835</b>
Grimes	Grimes County VINE	VINE	\$21,835
<b>Guadalupe</b>			<b>\$173,313</b>
Guadalupe	25th Judicial District Attorney's Office	OVAG	\$41,434
Guadalupe	Guadalupe County Children's Advocacy Center	CAC	\$40,518
Guadalupe	Guadalupe County VINE	VINE	\$41,648
Guadalupe	Guadalupe Valley Family Violence Shelter, Inc.	OVAG	\$49,713
<b>Hale</b>			<b>\$194,966</b>
Hale	Hale County Crisis Center, Inc.	OVAG	\$50,000
Hale	Hale County Crisis Center, Inc.	SAPCS	\$127,041
Hale	Hale County VINE	VINE	\$17,925
<b>Hansford</b>			<b>\$17,360</b>
Hansford	Hansford County VINE	VINE	\$17,360
<b>Hardin</b>			<b>\$137,027</b>
Hardin	Hardin County Crime Victims Assistance Center, Inc.	SAPCS	\$110,136
Hardin	Hardin County VINE	VINE	\$26,891
<b>Harris</b>			<b>\$2,202,806</b>
Harris	Aid to Victims of Domestic Abuse	CVCLS	\$45,000
Harris	Bay Area Turning Point, Inc.	OVAG	\$49,600
Harris	Bay Area Turning Point, Inc.	SAPCS	\$52,066
Harris	Bridge Over Troubled Waters, Inc., The	OVAG	\$50,000
Harris	Bridge Over Troubled Waters, Inc., The	SAPCS	\$91,129
Harris	Catholic Charities of Galveston/Houston	CVCLS	\$30,000

COUNTY	AGENCY NAME	GRANT TYPE	AWARD
Harris	Child Advocates, Inc.	CASA	\$137,604
Harris	Child Advocates, Inc.	OVAG/CASA	\$50,000
Harris	Children's Assessment Center Foundation, The	CAC	\$277,869
Harris	Children's Assessment Center Foundation, The	OVAG/CAC	\$50,000
Harris	City of Houston, Mayor's Crime Victim Office	OVAG	\$44,048
Harris	City of La Porte Police Department	VCLG	\$39,000
Harris	FamilyTime Foundation, Inc.	OVAG	\$48,860
Harris	FamilyTime Foundation, Inc.	SAPCS	\$124,437
Harris	Houston Area Women's Center, Inc	CVCLS	\$20,000
Harris	Houston Area Women's Center, Inc	OVAG	\$49,289
Harris	Houston Area Women's Center, Inc.	SAPCS	\$343,859
Harris	Houston Volunteer Lawyers Program, Inc.	CVCLS	\$30,000
Harris	Katy Christian Ministries	OVAG	\$47,000
Harris	Katy Christian Ministries	SAPCS	\$82,845
Harris	MADD Southeast Texas Region	OVAG/MADD	\$100,000
Harris	Montrose Counseling Center, Inc.	OVAG	\$50,000
Harris	Montrose Counseling Center, Inc.	SAPCS	\$115,983
Harris	New Horizon Family Center	SAPCS	\$114,217
Harris	University of Houston Law Center - Immigration Clinic	CVCLS	\$30,000
Harris	University of Houston Law Center - Immigration Clinic	OVAG	\$50,000
Harris	Victims Assistance Center, Inc	OVAG	\$50,000
Harris	YMCA International	CVCLS	\$30,000
<b>Harrison</b>			<b>\$39,576</b>
Harrison	Harrison County Criminal District Attorney's Office	OVAG	\$29,512
Harrison	Harrison County VINE	VINE	\$10,064
<b>Haskell</b>			<b>\$11,632</b>
Haskell	Haskell County VINE	VINE	\$11,632
<b>Hays</b>			<b>\$420,403</b>
Hays	CASA of Central Texas	CASA	\$44,869
Hays	City of San Marcos Police Department	VCLG	\$39,000
Hays	Hays County VINE	VINE	\$49,518
Hays	Hays County Women's Center, Inc.	CAC	\$43,439
Hays	Hays County Women's Center, Inc.	OVAG	\$50,000
Hays	Hays County Women's Center, Inc.	SAPCS	\$193,577
<b>Hemphill</b>			<b>\$19,566</b>
Hemphill	Hemphill County VINE	VINE	\$19,566
<b>Henderson</b>			<b>\$141,748</b>
Henderson	CASA of Trinity Valley, Inc.	CASA	\$50,153

COUNTY	AGENCY NAME	GRANT TYPE	AWARD
Henderson	CASA of Trinity Valley, Inc.	OVAG/CASA	\$26,326
Henderson	Henderson County Help Center, Inc.	CAC	\$39,389
Henderson	Henderson County VINE	VINE	\$25,880
<b>Hidalgo</b>			<b>\$660,226</b>
Hidalgo	CASA of Hidalgo County	CASA	\$50,331
Hidalgo	Children's Advocacy Center of Hidalgo County, Inc.	CAC	\$92,952
Hidalgo	Children's Advocacy Center of Hidalgo County, Inc.	OVAG/CAC	\$50,000
Hidalgo	City of McAllen Police Department	VCLG	\$39,000
Hidalgo	City of Palmhurst Police Department	VCLG	\$37,930
Hidalgo	City of Pharr Police Department	VCLG	\$39,000
Hidalgo	City of San Juan Police Department	OVAG	\$46,500
Hidalgo	City of Sullivan Police Department	VCLG	\$32,893
Hidalgo	Hidalgo County District Attorney's Office	VCLG	\$39,000
Hidalgo	Hidalgo County Sheriff's Department	VCLG	\$39,000
Hidalgo	Hidalgo County VINE	VINE	\$21,567
Hidalgo	Women Together Foundation, Inc.	OVAG	\$50,000
Hidalgo	Women Together Foundation, Inc.	SAPCS	\$122,053
<b>Hill</b>			<b>\$15,096</b>
Hill	Hill County VINE	VINE	\$15,096
<b>Hockley</b>			<b>\$15,463</b>
Hockley	Hockley County VINE	VINE	\$15,463
<b>Hood</b>			<b>\$153,078</b>
Hood	CASA of Hood County	CASA	\$20,391
Hood	Hood County Community Supervision and Corrections Department	OVAG	\$49,666
Hood	Hood County VINE	VINE	\$33,021
Hood	Mission Granbury, Inc.	OVAG	\$50,000
<b>Hopkins</b>			<b>\$69,493</b>
Hopkins	Hopkins County VINE	VINE	\$33,021
Hopkins	Lake Country CASA	CASA	\$36,472
<b>Houston</b>			<b>\$75,059</b>
Houston	Houston County Attorney's Office	VCLG	\$38,273
Houston	Houston/Trinity Counties Children's Advocacy Center, Inc.	CAC	\$36,786
<b>Howard</b>			<b>\$84,908</b>
Howard	Rape Crisis Victim Services of Big Spring	SAPCS	\$84,908
<b>Hunt</b>			<b>\$297,409</b>
Hunt	CASA for Hunt County	CASA	\$22,848
Hunt	Hunt County Children's Advocacy Center	CAC	\$39,627
Hunt	Hunt County Rape Crisis Center, Inc	OVAG	\$50,000

COUNTY	AGENCY NAME	GRANT TYPE	AWARD
Hunt	Hunt County Rape Crisis Center, Inc.	SAPCS	\$91,129
Hunt	Hunt County VINE	VINE	\$43,805
Hunt	Women In Need, Inc.	OVAG	\$50,000
<b>Hutchinson</b>			<b>\$143,908</b>
Hutchinson	Hutchinson County Crisis Center, Inc.	OVAG	\$32,134
Hutchinson	Hutchinson County Crisis Center, Inc.	SAPCS	\$93,403
Hutchinson	Hutchinson County VINE	VINE	\$18,371
<b>Jefferson</b>			<b>\$427,143</b>
Jefferson	CASA of Southeast Texas, Inc.	CASA	\$48,143
Jefferson	CASA of Southeast Texas, Inc.	OVAG/CASA	\$16,626
Jefferson	Child Abuse & Beyond	OVAG	\$49,059
Jefferson	Family Services of Southeast Texas, Inc.	OVAG	\$50,000
Jefferson	Garth House Mickey Mehaffy Children's Advocacy Program, Inc.	CAC	\$66,866
Jefferson	Jefferson County VINE	VINE	\$51,675
Jefferson	Rape and Suicide Crisis of Southeast Texas, Inc.	OVAG	\$50,000
Jefferson	Rape and Suicide Crisis of Southeast Texas, Inc.	SAPCS	\$94,774
<b>Jim Wells</b>			<b>\$32,000</b>
Jim Wells	Jim Wells County Attorney's Office	OVAG	\$32,000
<b>Johnson</b>			<b>\$268,125</b>
Johnson	CASA of Johnson County, Inc.	CASA	\$27,782
Johnson	Johnson County Children's Advocacy Center	CAC	\$43,226
Johnson	Johnson County Family Crisis Center, Inc.	OVAG	\$50,000
Johnson	Johnson County Family Crisis Center, Inc.	SAPCS	\$91,129
Johnson	Johnson County VINE	VINE	\$55,988
<b>Kaufman</b>			<b>\$41,099</b>
Kaufman	Kaufman County VINE	VINE	\$41,099
<b>Kerr</b>			<b>\$253,154</b>
Kerr	Hill Country CASA	CASA	\$35,659
Kerr	Hill Country Crisis Council, Inc.	OVAG	\$44,500
Kerr	Hill Country Crisis Council, Inc.	SAPCS	\$115,865
Kerr	Kerr County VINE	VINE	\$15,086
Kerr	Kids' Advocacy Place	CAC	\$42,044
<b>Kleberg</b>			<b>\$51,258</b>
Kleberg	Brush Country CASA	CASA	\$29,589
Kleberg	Kleberg County VINE	VINE	\$21,669
<b>La Salle</b>			<b>\$11,632</b>
La Salle	La Salle County VINE	VINE	\$11,632
<b>Lamar</b>			<b>\$287,392</b>



COUNTY	AGENCY NAME	GRANT TYPE	AWARD
Lamar	CASA for Kids of Red River Valley	CASA	\$26,959
Lamar	Children's Advocacy Center of Paris	CAC	\$38,639
Lamar	Family Haven Crisis and Resource Center, Inc.	OVAG	\$70,620
Lamar	Family Haven Crisis and Resource Center, Inc.	SAPCS	\$112,174
Lamar	Lamar County Attorney's Office	VCLG	\$39,000
<b>Lamb</b>			<b>\$39,300</b>
Lamb	Lamb County & District Attorney's Office	VCLG	\$27,668
Lamb	Lamb County VINE	VINE	\$11,632
<b>Leon</b>			<b>\$39,000</b>
Leon	Leon County District Attorney's Office	VCLG	\$39,000
<b>Liberty</b>			<b>\$25,880</b>
Liberty	Liberty County VINE	VINE	\$25,880
<b>Limestone</b>			<b>\$50,632</b>
Limestone	Limestone County District Attorney's Office	VCLG	\$39,000
Limestone	Limestone County VINE	VINE	\$11,632
<b>Lipscomb</b>			<b>\$11,632</b>
Lipscomb	Lipscomb County VINE	VINE	\$11,632
<b>Llano</b>			<b>\$119,877</b>
Llano	CASA for the Highland Lakes Area	CASA	\$79,052
Llano	CASA for the Highland Lakes Area	OVAG/CASA	\$40,825
<b>Lubbock</b>			<b>\$321,466</b>
Lubbock	CASA of the South Plains	CASA	\$93,355
Lubbock	Children's Advocacy Center of the South Plains, Texas, Inc.	CAC	\$58,540
Lubbock	Children's Advocacy Center of the South Plains, Texas, Inc.	OVAG/CAC	\$47,670
Lubbock	Lubbock County VINE	VINE	\$25,880
Lubbock	Lubbock Rape Crisis Center, Inc.	SAPCS	\$58,265
Lubbock	Women's Protective Services of Lubbock, Inc.	OVAG	\$37,756
<b>Lynn</b>			<b>\$9,693</b>
Lynn	Lynn County VINE	VINE	\$9,693
<b>Marion</b>			<b>\$18,371</b>
Marion	Marion County VINE	VINE	\$18,371
<b>Mason</b>			<b>\$23,672</b>
Mason	Bluebonnet CASA	CASA	\$23,672
<b>Matagorda</b>			<b>\$205,705</b>
Matagorda	Matagorda County CASA	CASA	\$25,763
Matagorda	Matagorda County District Attorney's Office	VCLG	\$37,537
Matagorda	Matagorda County Women's Crisis Center, Inc.	OVAG	\$50,000
Matagorda	Matagorda County Women's Crisis Center, Inc.	SAPCS	\$92,405

COUNTY	AGENCY NAME	GRANT TYPE	AWARD
<b>Maverick</b>			<b>\$19,183</b>
Maverick	Maverick County VINE	VINE	\$19,183
<b>McCulloch</b>			<b>\$68,371</b>
McCulloch	Family Shelter of McCulloch County	OVAG	\$50,000
McCulloch	McCulloch County VINE	VINE	\$18,371
<b>McLennan</b>			<b>\$359,093</b>
McLennan	Advocacy Center for Crime Victims and Children	CAC	\$49,441
McLennan	Advocacy Center for Crime Victims and Children	OVAG	\$50,000
McLennan	Advocacy Center for Crime Victims and Children	SAPCS	\$100,161
McLennan	CASA of McLennan & Hill Counties	CASA	\$40,632
McLennan	Family Abuse Center, Inc.	OVAG	\$42,979
McLennan	McLennan County VINE	VINE	\$25,880
McLennan	City of Waco Police Department	OVAG	\$50,000
<b>Medina</b>			<b>\$89,663</b>
Medina	38th Judicial District Attorney's Office	VCLG	\$39,000
Medina	Bluebonnet Children's Advocacy Center	CAC	\$39,031
Medina	Medina County VINE	VINE	\$11,632
<b>Midland</b>			<b>\$397,967</b>
Midland	CASA of West Texas	CASA	\$39,865
Midland	City of Midland Police Department	VCLG	\$38,954
Midland	Midland County District Attorney's Office	VCLG	\$38,995
Midland	Midland County Sheriff's Office - Crisis Intervention Unit	OVAG	\$37,000
Midland	Midland County VINE	VINE	\$19,410
Midland	Midland Rape Crisis Center, Inc.	CAC	\$57,452
Midland	Midland Rape Crisis Center, Inc.	OVAG	\$50,000
Midland	Midland Rape Crisis Center, Inc.	SAPCS	\$69,666
Midland	Safe Place for the Permian Basin	OVAG	\$46,625
<b>Montgomery</b>			<b>\$386,430</b>
Montgomery	Child Advocates of Montgomery County	CASA	\$58,442
Montgomery	Children's Safe Harbor	CAC	\$67,761
Montgomery	City of Patton Village Police Department	VCLG	\$39,000
Montgomery	Montgomery County VINE	VINE	\$8,627
Montgomery	Montgomery County Women's Center, Inc.	CVCLS	\$54,500
Montgomery	Montgomery County Women's Center, Inc.	OVAG	\$50,000
Montgomery	Montgomery County Women's Center, Inc.	SAPCS	\$108,100
<b>Moore</b>			<b>\$163,604</b>
Moore	Moore County VINE	VINE	\$11,632
Moore	Safe Place, Inc.	OVAG	\$50,000

COUNTY	AGENCY NAME	GRANT TYPE	AWARD
Moore	Safe Place, Inc.	SAPCS	\$101,972
<b>Nacogdoches</b>			<b>\$738,210</b>
Nacogdoches	Lone Star Legal Aid	CVCLS	\$462,184
Nacogdoches	Lone Star Legal Aid	OVAG	\$50,000
Nacogdoches	Nacogdoches County District Attorney's Office	VCLG	\$38,967
Nacogdoches	Nacogdoches County VINE	VINE	\$10,064
Nacogdoches	Women's Shelter of East Texas, Inc.	OVAG	\$50,000
Nacogdoches	Women's Shelter of East Texas, Inc.	SAPCS	\$126,995
<b>Navarro</b>			<b>\$99,516</b>
Navarro	Navarro County Children's Advocacy Center	CAC	\$37,371
Navarro	Navarro County Children's Advocacy Center	CASA	\$30,145
Navarro	Navarro County Children's Advocacy Center	OVAG/CAC	\$32,000
<b>Newton</b>			<b>\$31,770</b>
Newton	Newton County Criminal District Attorney's Office	VCLG	\$31,770
<b>Nolan</b>			<b>\$128,920</b>
Nolan	32nd Judicial District Attorney's Office	VCLG	\$39,000
Nolan	Nolan County VINE	VINE	\$13,483
Nolan	West Texas Children's Advocacy Center	CAC	\$37,501
Nolan	West Texas Children's Advocacy Center	OVAG/CAC	\$38,936
<b>Nueces</b>			<b>\$392,640</b>
Nueces	CASA of the Coastal Bend	CASA	\$46,592
Nueces	Family Counseling Service of Corpus Christi, Texas, Inc.	OVAG	\$50,000
Nueces	Nueces County Children's Advocacy Center	CAC	\$56,617
Nueces	Nueces County Children's Advocacy Center	OVAG/CAC	\$50,000
Nueces	Nueces County MHMR Community Center	OVAG	\$44,000
Nueces	Nueces County VINE	VINE	\$25,880
Nueces	Women's Shelter of South Texas	OVAG	\$50,000
Nueces	Women's Shelter of South Texas	SAPCS	\$69,551
<b>Ochiltree</b>			<b>\$109,057</b>
Ochiltree	Ochiltree County VINE	VINE	\$11,632
Ochiltree	Panhandle Crisis Center, Inc.	OVAG	\$44,967
Ochiltree	Panhandle Crisis Center, Inc.	SAPCS	\$52,458
<b>Orange</b>			<b>\$71,359</b>
Orange	Advocates for Children, Inc.	CASA	\$38,847
Orange	Orange County VINE	VINE	\$32,512
<b>Palo Pinto</b>			<b>\$17,925</b>
Palo Pinto	Palo Pinto County VINE	VINE	\$17,925
<b>Parker</b>			<b>\$197,572</b>

COUNTY	AGENCY NAME	GRANT TYPE	AWARD
Parker	Freedom House	OVAG	\$50,000
Parker	Freedom House	SAPCS	\$114,551
Parker	Parker County VINE	VINE	\$33,021
<b>Pecos</b>			<b>\$45,102</b>
Pecos	Pecos County VINE	VINE	\$5,816
Pecos	Pecos County/Permian Basin CSCD	OVAG	\$39,286
<b>Polk</b>			<b>\$15,096</b>
Polk	Polk County VINE	VINE	\$15,096
<b>Potter</b>			<b>\$350,839</b>
Potter	Amarillo Area CASA	CASA	\$59,481
Potter	Bridge - Children's Advocacy Center, The	CAC	\$63,012
Potter	Bridge - Children's Advocacy Center, The	OVAG/CAC	\$44,920
Potter	Family Support Services of Amarillo, Inc.	OVAG	\$46,330
Potter	Family Support Services of Amarillo, Inc.	SAPCS	\$74,373
Potter	Potter County District Attorney's Office	VCLG	\$39,000
Potter	Potter County VINE	VINE	\$23,723
<b>Presidio</b>			<b>\$63,029</b>
Presidio	Presidio County Attorney's Office	OVAG	\$50,000
Presidio	Presidio County VINE	VINE	\$13,029
<b>Randall</b>			<b>\$25,880</b>
Randall	Randall County VINE	VINE	\$25,880
<b>Reagan</b>			<b>\$96,328</b>
Reagan	Friends For Hope, Inc.	OVAG	\$50,000
Reagan	Friends For Hope, Inc.	SAPCS	\$32,845
Reagan	Reagan County VINE	VINE	\$13,483
<b>Refugio</b>			<b>\$6,739</b>
Refugio	Refugio County VINE	VINE	\$6,739
<b>Roberts</b>			<b>\$39,000</b>
Roberts	Roberts County Attorney's Office	VCLG	\$39,000
<b>Rockwall</b>			<b>\$35,508</b>
Rockwall	Lone Star CASA, Inc.	CASA	\$20,412
Rockwall	Rockwall County VINE	VINE	\$15,096
<b>Rusk</b>			<b>\$112,819</b>
Rusk	Rusk County Attorney's Office	VCLG	\$35,565
Rusk	Rusk County Children's Advocacy Center, Inc.	CAC	\$37,532
Rusk	Rusk County Children's Advocacy Center, Inc.	OVAG/CAC	\$39,722
<b>San Patricio</b>			<b>\$15,339</b>
San Patricio	San Patricio County VINE	VINE	\$15,339

COUNTY	AGENCY NAME	GRANT TYPE	AWARD
<b>Schleicher</b>			<b>\$8,724</b>
Schleicher	Schleicher County VINE	VINE	\$8,724
<b>Scurry</b>			<b>\$156,805</b>
Scurry	Gateway Family Services, Inc.	OVAG	\$45,842
Scurry	Gateway Family Services, Inc.	SAPCS	\$99,331
Scurry	Scurry County VINE	VINE	\$11,632
<b>Shelby</b>			<b>\$35,945</b>
Shelby	Shelby County Children's Advocacy Center, Inc.	CAC	\$35,945
<b>Smith</b>			<b>\$339,135</b>
Smith	CASA for Kids of East Texas, Inc.	CASA	\$76,071
Smith	Children's Advocacy Center of Smith County	CAC	\$46,659
Smith	Children's Advocacy Center of Smith County	OVAG/CAC	\$50,000
Smith	East Texas Crisis Center, Inc.	OVAG	\$50,000
Smith	East Texas Crisis Center, Inc.	SAPCS	\$55,598
Smith	Smith County Criminal District Attorney's Office	VCLG	\$34,927
Smith	Smith County VINE	VINE	\$25,880
<b>Statewide</b>			<b>\$4,693,800</b>
Statewide	Children's Advocacy Centers of Texas, Inc. (Administration/Tracking)	CAC	\$539,896
Statewide	Children's Advocacy Centers of Texas, Inc.	OVAG	\$180,338
Statewide	Children's Advocacy Centers of Texas, Inc. (Administration)	OVAG/CAC	\$103,759
Statewide	Mothers Against Drunk Driving (Administration)	OVAG/MADD	\$60,000
Statewide	Oficina Legal del Pueblo Unido	OVAG	\$142,001
Statewide	People Against Violent Crime, Inc	OVAG	\$48,871
Statewide	Supreme Court of Texas (CVCLS) (Administration)	CVCLS	\$87,500
Statewide	Texas Association Against Sexual Assault, Inc.	OVAG	\$220,000
Statewide	Texas Association Against Sexual Assault, Inc.	SAPCS	\$659,890
Statewide	Texas Association Against Sexual Assault, Inc.	TAASA	\$375,000
Statewide	Texas CASA, Inc. (Administration/License Plate)	CASA	\$518,011
Statewide	Texas CASA, Inc. (Administration)	OVAG/CASA	\$60,770
Statewide	Texas Council on Family Violence, Inc.	OVAG	\$220,000
Statewide	Texas Department of Public Safety	OVAG	\$193,458
Statewide	Texas Legal Services Center, Inc.	CVCLS	\$146,709
Statewide	Texas Legal Services Center, Inc.	OVAG	\$99,500
Statewide	Texas RioGrande Legal Aid, Inc.	CVCLS	\$536,745
Statewide	Texas RioGrande Legal Aid, Inc.	OVAG	\$220,000
Statewide	Women's Advocacy Project, Inc.	CVCLS	\$62,030
Statewide	Women's Advocacy Project, Inc.	OVAG	\$219,322
<b>Swisher</b>			<b>\$11,632</b>

COUNTY	AGENCY NAME	GRANT TYPE	AWARD
Swisher	Swisher County VINE	VINE	\$11,632
<b>Tarrant</b>			<b>\$1,593,832</b>
Tarrant	Alliance for Children, Inc.	CAC	\$137,793
Tarrant	Alliance for Children, Inc.	OVAG/CAC	\$40,867
Tarrant	Child Advocates of Tarrant County	CASA	\$103,567
Tarrant	City of Hurst Police Department	VCLG	\$39,000
Tarrant	Legal Aid of Northwest Texas	CVCLS	\$541,211
Tarrant	Legal Aid of Northwest Texas	OVAG	\$50,000
Tarrant	MADD North Texas Region	OVAG/MADD	\$100,000
Tarrant	Tarrant County District Attorney's Office	OVAG	\$50,000
Tarrant	Tarrant County VINE	VINE	\$96,856
Tarrant	Women's Center of Tarrant County, Inc., The	SAPCS	\$340,822
Tarrant	Women's Haven of Tarrant County, Inc.	OVAG	\$43,716
Tarrant	Women's Shelter, The	OVAG	\$50,000
<b>Taylor</b>			<b>\$264,071</b>
Taylor	Abilene/Taylor County Child Advocacy Center	CAC	\$43,208
Taylor	Noah Project, Inc.	OVAG	\$50,000
Taylor	Regional Crime Victim Crisis Center	OVAG	\$50,000
Taylor	Regional Crime Victim Crisis Center	SAPCS	\$57,664
Taylor	Taylor County Criminal District Attorney's Office	VCLG	\$37,319
Taylor	Taylor County VINE	VINE	\$25,880
<b>Terry</b>			<b>\$50,322</b>
Terry	Terry County & District Attorney's Office	VCLG	\$39,000
Terry	Terry County VINE	VINE	\$11,322
<b>Titus</b>			<b>\$165,203</b>
Titus	Shelter Agencies for Families In East Texas, Inc.	OVAG	\$49,547
Titus	Shelter Agencies for Families in East Texas, Inc.	SAPCS	\$93,821
Titus	Titus County VINE	VINE	\$21,835
<b>Tom Green</b>			<b>\$314,688</b>
Tom Green	CASA of Tom Green County	CASA	\$45,548
Tom Green	Children's Advocacy Center of Tom Green County, Inc.	CAC	\$41,830
Tom Green	Children's Advocacy Center of Tom Green County, Inc.	OVAG/CAC	\$36,891
Tom Green	Concho Valley Rape and Crisis Center	SAPCS	\$45,563
Tom Green	Institute of Cognitive Development, Inc., The	OVAG	\$31,470
Tom Green	Tom Green County Attorney's Office	VCLG	\$39,000
Tom Green	Tom Green County Sheriff's Office	OVAG	\$48,506
Tom Green	Tom Green County VINE	VINE	\$25,880
<b>Travis</b>			<b>\$1,223,785</b>

COUNTY	AGENCY NAME	GRANT TYPE	AWARD
Travis	Advocacy, Inc. - Southwest Texas	CVCLS	\$45,000
Travis	Austin Academy, The	OVAG	\$48,928
Travis	Austin Child Guidance Center	OVAG	\$50,000
Travis	Austin Children's Shelter	OVAG	\$50,000
Travis	CASA of Travis County	CASA	\$126,747
Travis	CASA of Travis County	OVAG/CASA	\$46,260
Travis	Center for Child Protection	CAC	\$92,356
Travis	Center for Child Protection	OVAG/CAC	\$43,131
Travis	Family Eldercare, Inc.	OVAG	\$45,943
Travis	For the Love of Christi, Inc	OVAG	\$50,000
Travis	MADD State/Central Texas Region	OVAG/MADD	\$100,000
Travis	Oficina Legal del Pueblo Unido - Texas Civil Rights Project	CVCLS	\$96,621
Travis	Political Asylum Project of Austin, Texas, Inc.	CVCLS	\$30,000
Travis	Political Asylum Project of Austin, Texas, Inc.	OVAG	\$50,000
Travis	Travis County Attorney's Office	OVAG	\$43,830
Travis	Travis County District Attorney's Office	VCLG	\$39,000
Travis	Travis County Domestic Violence and Sexual Assault Survival Center, Inc.	OVAG	\$50,000
Travis	Travis County Domestic Violence and Sexual Assault Survival Center, Inc.	SAPCS	\$94,781
Travis	Travis County VINE	VINE	\$93,688
Travis	Volunteer Legal Services of Central Texas	CVCLS	\$27,500
<b>Trinity</b>			<b>\$7,755</b>
Trinity	Trinity County VINE	VINE	\$7,755
<b>Tyler</b>			<b>\$100,000</b>
Tyler	MADD East Texas Region	OVAG/MADD	\$100,000
<b>Upshur</b>			<b>\$10,064</b>
Upshur	Upshur County VINE	VINE	\$10,064
<b>Uvalde</b>			<b>\$49,737</b>
Uvalde	Tri-County CASA	CASA	\$20,377
Uvalde	Uvalde County Attorney's Office	VCLG	\$29,360
<b>Val Verde</b>			<b>\$165,576</b>
Val Verde	Amistad Family Violence and Rape Crisis Center, Inc.	SAPCS	\$127,443
Val Verde	Val Verde County Attorney's Office	VCLG	\$38,133
<b>Van Zandt</b>			<b>\$37,911</b>
Van Zandt	Children's Advocacy Center of Van Zandt County, Inc.	CAC	\$34,137
Van Zandt	Van Zandt County VINE	VINE	\$3,774
<b>Victoria</b>			<b>\$431,179</b>
Victoria	Golden Crescent CASA	CASA	\$53,939
Victoria	Hope of South Texas, Inc.	CAC	\$40,164

COUNTY	AGENCY NAME	GRANT TYPE	AWARD
Victoria	Hope of South Texas, Inc.	OVAG	\$50,000
Victoria	Hope of South Texas, Inc.	SAPCS	\$65,271
Victoria	Mid-Coast Family Services, Inc.	OVAG	\$50,000
Victoria	Victoria County Criminal District Attorney's Office	VCLG	\$39,000
Victoria	Victoria County Sheriff's Office	OVAG	\$50,000
Victoria	Victoria County Sheriff's Office	VCLG	\$39,000
Victoria	Victoria County VINE	VINE	\$43,805
<b>Walker</b>			<b>\$119,227</b>
Walker	Walker County Family Violence Council, Inc.	OVAG	\$50,000
Walker	Walker County Family Violence Council, Inc.	SAPCS	\$57,905
Walker	Walker County VINE	VINE	\$11,322
<b>Waller</b>			<b>\$140,140</b>
Waller	Focusing Families	SAPCS	\$82,845
Waller	Prairie View A&M University	OVAG	\$42,199
Waller	Waller County VINE	VINE	\$15,096
<b>Ward</b>			<b>\$38,318</b>
Ward	143rd Judicial District - Community Supervision & Correction Department	OVAG	\$38,318
<b>Washington</b>			<b>\$49,978</b>
Washington	21st Judicial District Attorney's Office	VCLG	\$34,882
Washington	Washington County VINE	VINE	\$15,096
<b>Webb</b>			<b>\$295,562</b>
Webb	CASA - La Voz de Los Ninos	CASA	\$17,026
Webb	Children's Advocacy Center of Laredo - Webb County, The	CAC	\$47,978
Webb	Serving Children and Adolescents in Need, Inc.	SAPCS	\$119,991
Webb	Webb County District Attorney's Office	OVAG	\$39,000
Webb	Webb County Sheriff's Department	OVAG	\$50,000
Webb	Webb County VINE	VINE	\$21,567
<b>Wharton</b>			<b>\$72,021</b>
Wharton	Wharton County District Attorney's Office	VCLG	\$39,000
Wharton	Wharton County VINE	VINE	\$33,021
<b>Wheeler</b>			<b>\$11,632</b>
Wheeler	Wheeler County VINE	VINE	\$11,632
<b>Wichita</b>			<b>\$215,634</b>
Wichita	Child Advocates - Wichita Falls	CASA	\$48,212
Wichita	Child Advocates - Wichita Falls	OVAG/CASA	\$40,237
Wichita	First Step of Wichita Falls, Inc.	SAPCS	\$57,632
Wichita	Patsy's House Children's Advocacy Center	CAC	\$46,367
Wichita	Wichita County VINE	VINE	\$23,186



COUNTY	AGENCY NAME	GRANT TYPE	AWARD
<b>Williamson</b>			<b>\$257,899</b>
Williamson	City of Cedar Park Police Department	VCLG	\$39,000
Williamson	SANE trainer - Barefoot, Evangline Eileen	SANE	\$21,440
Williamson	Williamson County Children's Advocacy Center	CAC	\$52,053
Williamson	Williamson County Crisis Center	OVAG	\$50,000
Williamson	Williamson County Crisis Center	SAPCS	\$69,526
Williamson	Williamson County VINE	VINE	\$25,880
<b>Wilson</b>			<b>\$15,096</b>
Wilson	Wilson County VINE	VINE	\$15,096
<b>Wise</b>			<b>\$74,774</b>
Wise	CASA of Wise County	CASA	\$25,130
Wise	Wise County Domestic Violence Task Force	OVAG	\$49,644
<b>Wood</b>			<b>\$143,935</b>
Wood	Northeast Texas Child Advocacy Center, Inc.	CAC	\$45,767
Wood	Northeast Texas Child Advocacy Center, Inc.	OVAG/CAC	\$44,072
Wood	Wood County Criminal District Attorney's Office	VCLG	\$39,000
Wood	Wood County VINE	VINE	\$15,096
<b>Yoakum</b>			<b>\$18,371</b>
Yoakum	Yoakum County VINE	VINE	\$18,371
<b>Young</b>			<b>\$70,880</b>
Young	North Star CASA	CASA	\$19,436
Young	Young County Family Resource and Child Advocacy Center	CAC	\$39,812
Young	Young County VINE	VINE	\$11,632
<b>Zapata</b>			<b>\$13,276</b>
Zapata	Zapata County VINE	VINE	\$13,276





ATTORNEY GENERAL OF TEXAS  

---

GREG ABBOTT