

P A T H W A Y S

C R I M E V I C T I M S E R V I C E S  
C O M P E N S A T I O N & G R A N T S  
A N N U A L R E P O R T  
2 0 0 5



ATTORNEY GENERAL OF TEXAS  
GREG ABBOTT



# P A T H W A Y S

## T A B L E O F C O N T E N T S

Letter from Texas Attorney General Greg Abbott	1
CVC Financial Summary	2
CVC Revenue Sources	3
CVC Program Overview	4
CVC Activity Summary	5
CVC Applications by Type of Crime	6
CVC Applications by Age and Gender	7
CVC Compensation Benefits	8
CVC Payments by Benefit	9
CVC Payments by Type of Crime	10
CVC Payments by Age and Gender	11
CVC Annual Payout Summary	12
CVC Activity Summary by County	13
CVC Fund History and Highlights	18
CVC Fund Appropriations	19
Grants and Contracts Executive Summary	20
Grant Funding and Crime Victims' Compensation by County	21
Other Victim Assistance Grants	22
Victim Coordinator and Liaison Grants	23
Sexual Assault Prevention and Crisis Services	24
Sexual Assault Nurse Examiner (SANE) Program	25
Statewide Automated Victim Notification System	26
Court Appointed Special Advocates	27
Sexual Assault Services Program Grant	28
Children's Advocacy Centers	29
Crime Victim Civil Legal Services Grants	30
Victim Assistance Programs Funded by County	31





**OUR MISSION**

*To assist in the compassionate  
and effective delivery of crime  
victim services by offering  
information, resources, and  
financial assistance to crime  
victims and the organizations  
assisting them.*





## LETTER FROM TEXAS ATTORNEY GENERAL GREG ABBOTT

December 9, 2005

The Honorable Rick Perry, Governor  
The Honorable David Dewhurst, Lieutenant Governor  
The Honorable Tom Craddick, Speaker of the House

The journey of life takes us down many pathways. For too many Texans, violent crime means an unexpected detour, a shattering experience that brings days filled with the challenge of simply getting their lives back on the right path. That is why I find it so inspiring to see victims and family members who go beyond their pain and their struggles to help others.

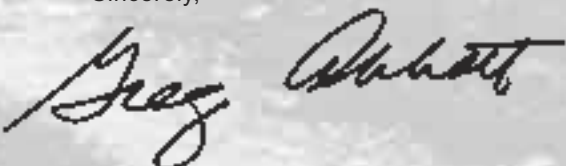
This year, I was honored to help People Against Violent Crime (PAVC) plant a tree at the State Capitol to honor crime victims during Crime Victim Rights Week. PAVC was started by Nell Myers after the senseless murder of her daughter. Nell committed herself to helping other crime victims by supporting legislation that became the Texas Crime Victims' Compensation Act and created the Compensation to Victims of Crime Fund. Many believe that Nell's testimony before the Legislature was a turning point in the legislative process. Nell stated, "I don't want another mother, the day after she finds out her daughter was murdered, to have to go to the bank to borrow the money for her burial." Last year, we paid more than \$5 million for funeral and burial costs, helping nearly 1,400 families.

Without courageous advocates like Nell Myers, many victims and their families might not have had the Compensation to Victims of Crime Fund to assist them in their time of need. During Fiscal Year 2005, we received 37,892 applications and awarded more than \$85 million in benefits. In addition, our Crime Victim Services Division provided more than \$36 million in grants to organizations that help victims with emergency shelter, counseling, court accompaniment, and other direct services for healing and recovery.

None of this would be possible without the vision and help of the Texas Legislature. In 2005, the Legislature took important steps to make sure the Compensation to Victims of Crime Fund remains solvent. Long-term solutions are still needed if victims are to stay on a path to recovery, but we are making significant progress. I look forward to continuing the dialogue between the Office of the Attorney General and the Legislature to ensure that the Compensation to Victims of Crime Fund is healthy and available for the next generation of Texans who are in need of assistance.

Few things in life are more challenging than being a victim of violent crime, and few things take more courage than walking the path of a survivor. In years to come, people will walk a path to that tree on the Capitol grounds – Nell Myers' tree. It will always symbolize the commitment and dedication of victims and advocates who help us overcome the obstacles along life's pathways.

Sincerely,



Greg Abbott  
Attorney General of Texas

**FINANCIAL SUMMARY****RECEIPTS**

Federal VOCA Grant	39,341,339.00
Court Fees Deposited	79,793,194.49
Restitution	1,061,705.66
Grants/Donations	195,128.11
Fees for Administrative Services	2,939,395.96
Subrogation	668,260.03
Other Receipts	117,175.43
<b>Total Receipts</b>	<b>124,116,198.68</b>

**DISBURSEMENTS**

<b>Benefits Paid to Victims of Crime (1)</b>	<b>85,039,280.90</b>
--	----------------------

**Administrative Costs:**

Salaries and Wages	3,354,765.30
Payroll-related Costs (2)	812,030.47
Professional Fees and Services	28,463.23
Travel	13,986.28
Materials and Supplies	68,988.63
Communications and Utilities	112,419.03
Repairs and Maintenance	119,567.22
Rentals and Leases	12,781.20
Postage and Delivery	111,934.82
Other Operating Expenses	670,497.47
Capital Outlay	40,997.00
<b>Total Administrative Costs</b>	<b>5,346,430.65</b>

<b>Total OAG Disbursements</b>	<b>90,385,711.55</b>
--------------------------------	----------------------

(1) Includes payments on applications received in previous years if victims or claimants had subsequent expenses related to crime. Also includes cancellations on warrants from previous years, refunds for current and previous years, and adjustments on claims.

(2) The payroll related costs include other agency disbursements.



**T** *The Crime Victims' Compensation Program (CVC) is supported through a legislative appropriation from the Compensation to Victims of Crime Fund (the Fund). The passage of the Crime Victims' Compensation Act in 1979 reflected the Legislature's intent for the Fund - to assist innocent victims of violent crime and to encourage greater public cooperation in the investigation and prosecution of criminals. The Fund represents public policy at its best - revenue for the Fund is collected from offenders through criminal court costs, fees, fines, and restitution then made available for victims of violence most in need.*

**State Court Costs** - The Fund receives 37.6338% of all consolidated court costs submitted to the Texas Comptroller of Public Accounts by local governmental entities for felony and misdemeanor convictions. Conviction Fee by type of conviction\*:

Felony Conviction.....	\$133
Misdemeanor Conviction punishable by imprisonment or fine of more than \$500.....	\$83
Misdemeanor Conviction punishable by imprisonment or fine of \$500 or less.....	\$40

**Federal VOCA Grant** - The federal Victims of Crime Act (VOCA) allows the collection of fines, fees and forfeitures for federal convictions. Passed in 1984, VOCA has awarded grants to the Texas Crime Victims' Compensation Program since 1986. These grants are made on the basis of a formula that gives each state 60 percent of the state's funds paid to victims two years prior.

**Restitution** - Offenders may be ordered to reimburse the Fund for compensation payments made on behalf of their victims. CVC staff provides local prosecutors with information on the amount of money that has been paid on behalf of victims so that reimbursement to the Fund can be included in restitution orders. Recent changes to the laws governing restitution will now allow for a one-time fee of \$12 to be assessed on an offender who pays restitution in installments. Half of this fee is deposited into the Fund.

A judge may require offenders to pay a one-time probation fee of up to \$50 for misdemeanors and up to \$100 for felonies to the Fund. Prior to September 1, 2005, this fee was deposited into the General Revenue Fund.

**Parolee Supervision Fee** - Offenders on parole for crimes that occurred after September 1, 1993 pay \$8 per month to the Fund. The state's parole officers are to be credited for their efforts to collect these fees from parolees.

**Donations** - Jurors are provided information about the Fund and are offered the option of donating their daily reimbursement to the Fund.

**Subrogation** - When a crime victim is awarded money in a settlement or a civil suit, the Attorney General shall ask that the victim or claimant reimburse the Fund the amount paid on behalf of the victim, up to the amount of the civil award.

\*Article 133.102(a), Tx. Local Government Code

## CRIME VICTIMS' COMPENSATION PROGRAM OVERVIEW

The Crime Victims' Compensation Program (CVC) is administered by the Office of the Attorney General and is dedicated to ensuring that victims of violent crime are provided financial assistance for crime related expenses that cannot be reimbursed by insurance or other sources.

The Crime Victims' Compensation Program is "the payer of last resort" after primary sources of payment such as health insurance, Medicaid, Medicare, auto insurance, or Texas Worker's Compensation. CVC program staff assists applicants in coordinating the utilization of all available resources.

### TO BE ELIGIBLE a person must:

- Be a U.S. resident with the crime occurring in Texas or a Texas resident who becomes a victim in a state or country without a compensation program;
- Report the crime to a law enforcement agency within a reasonable period of time but not so late as to interfere with or hamper the investigation and prosecution of the crime; and
- File an application for CVC within three years of the date of the crime

### TO QUALIFY a person must:

- Be a victim of crime who suffers physical or emotional harm or death
- Be a dependent of a victim
- Be an authorized individual acting on behalf of a victim
- Assume the obligations or voluntarily pay certain expenses related to the crime on behalf of the victim
- Be an immediate family or household member related by blood or marriage who requires counseling as a result of the crime
- Be a peace officer, fire fighter, or individual who has a duty to protect the public and who is injured as a result of a violent crime

### BENEFITS:

Financial assistance may be limited or unavailable depending on the laws in effect when the crime occurred and is dependent upon the applicant providing necessary and required documentation. Claims may be approved for benefits up to a total of \$50,000 for crimes occurring on or after September 1, 1997. Individuals who suffer total and permanent disability as a result of the crime may qualify for an additional \$75,000, which may be used for specific and limited expenses such as lost wages, prosthetics, rehabilitation, or modifications for making a home or automobile wheelchair accessible. Benefits may be awarded for:

- Medical, hospital, physical therapy or nursing care
- Psychiatric care or counseling
- One-time relocation assistance for a victim of family violence or a victim of sexual assault who is assaulted in the victim's place of residence
- Loss of support
- Loss of wages and travel reimbursement for participation in or to attend investigative, prosecutorial, or judicial proceedings; to seek medical treatment or counseling; or to attend the funeral of a deceased victim (bereavement leave)
- Funeral and burial expenses
- Care of a child or dependent
- Crime scene clean-up
- Items seized by law enforcement
- Attorney fees

### APPLYING FOR COMPENSATION:

Law enforcement agencies and prosecutor's offices in Texas are mandated to provide victims of crime with information about the Crime Victims' Compensation Program. Applications are also available at hospitals and non-profit agencies who work with crime victims.

Applications in English and Spanish can be obtained directly from the Crime Victims' Compensation Program. CVC staff is available to help victims and their families access this program.

Applications and information are also available on the Attorney General's website at [www.oag.state.tx.us](http://www.oag.state.tx.us)

To contact the Crime Victims' Compensation Program call 1-800-983-9933 or write: Office of the Attorney General, Crime Victims' Compensation (011), P. O. Box 12198, Austin, TX 78711-2198



**37,892 applications were received in Fiscal Year 2005**

**30,086 applications were filed by victims of crime**

**7,806 applications were filed by law enforcement agencies for sexual assault exam reimbursements**

**28,889 victim applications were reviewed for eligibility**

**21,954 applications were approved**

**6,935 applications were denied**

**75.99% of all reviewed applications were approved**

**25,161 applications were awarded**

**17,800 victim applications were awarded**

**\$4,744.48 was the average amount awarded per victim application**

**7,361 sexual assault exam reimbursements were made**

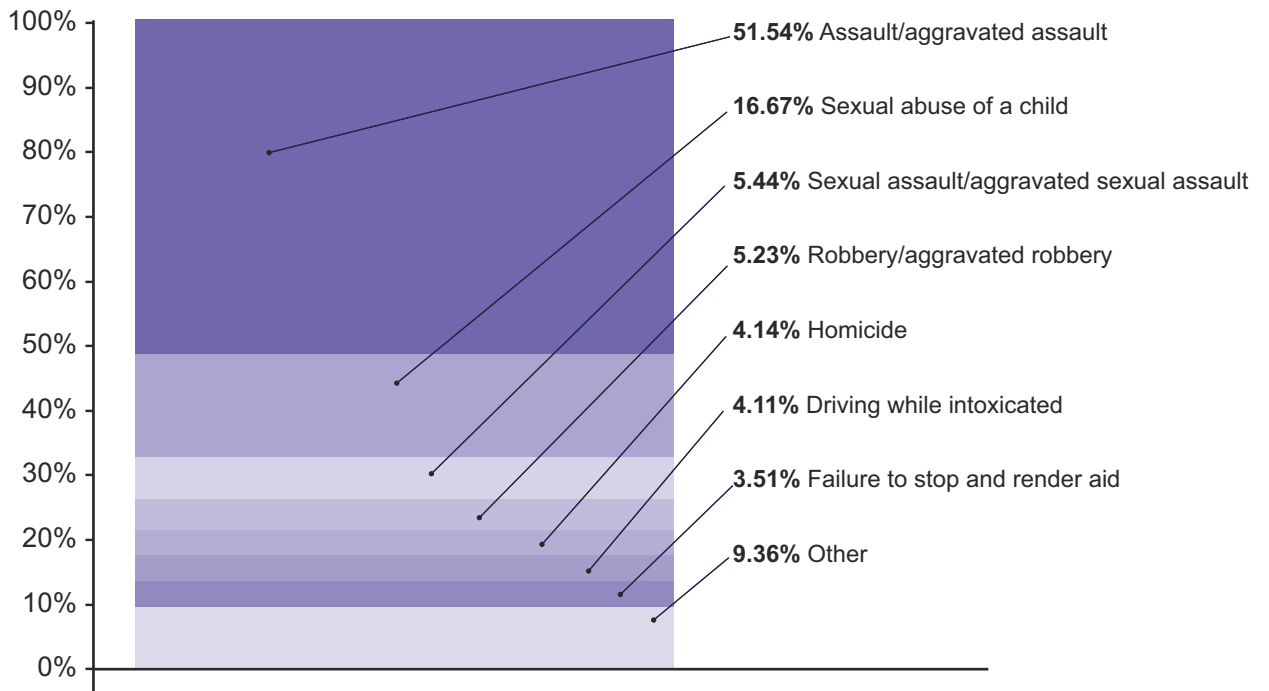
**\$360.30 was the average amount awarded per sexual assault exam reimbursement**

The total number of applications approved, reviewed or denied may not equal the number of applications received. For example: Claims received in the latter part of August 2005 may not be reviewed or approved until September 2005 (fiscal year 2006) and would not be counted until the next year's report. The same explanation applies to award payments, which in some cases may extend over several years.

**APPLICATIONS BY TYPE OF CRIME**

<b>TYPE OF CRIME</b>	<b>REC'D*</b>	<b>PERCENT</b>
Assault/aggravated assault	15,507	51.54
Sexual abuse of a child	5,014	16.67
Sexual assault/aggravated sexual assault	1,637	5.44
Robbery/aggravated robbery	1,572	5.23
Homicide	1,245	4.14
Driving while intoxicated	1,236	4.11
Failure to stop and render aid	1,056	3.51
Other:		
Physical abuse of a child	646	2.15
Stalking	256	0.85
Vehicular manslaughter	237	0.79
Vehicular assault	178	0.59
Unknown crime	156	0.52
Criminally negligent homicide	140	0.47
Kidnapping	90	0.30
Physical abuse of elderly	49	0.16
Arson	39	0.12
Miscellaneous other	1,028	3.41
	<b>30,086</b>	<b>100.00</b>

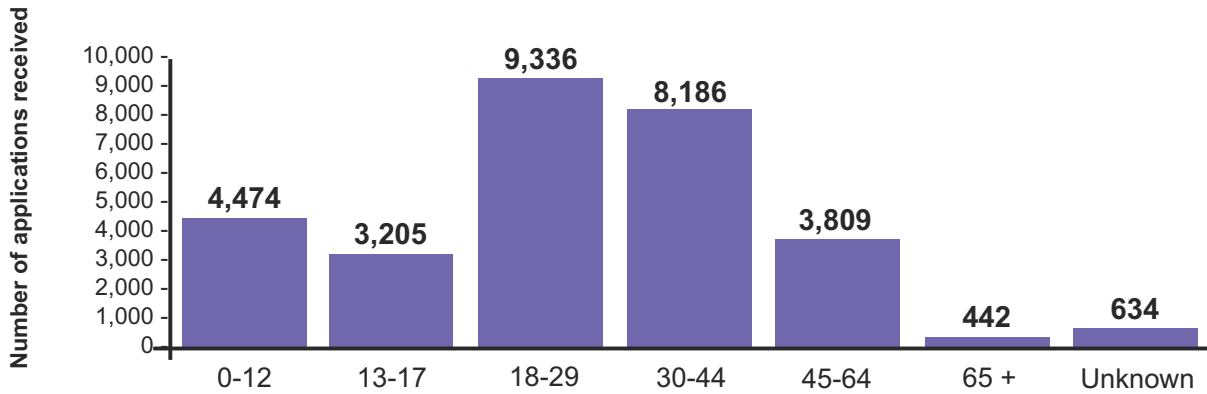
\*Excludes sexual assault exam reimbursement applications sent by law enforcement agencies.



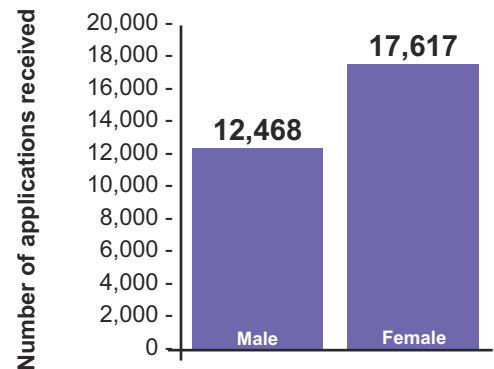


**APPLICATIONS BY AGE & GENDER**

AGE	NUMBER*	MALE	FEMALE	UNKNOWN	PERCENT
0-12	4,474	1,376	3,098		14.87
13-17	3,205	1,067	2,138		10.65
18-29	9,336	4,303	5,033		31.03
30-44	8,186	3,422	4,764		27.21
45-64	3,809	1,850	1,959		12.66
65+	442	208	234		1.47
UNKNOWN	634	242	391	1	2.11
	<b>30,086</b>	<b>12,468</b>	<b>17,617</b>	<b>1</b>	<b>100.00</b>



\*Excludes sexual assault exam reimbursement applications sent by law enforcement agencies.



**A**wards may be made in the following categories for necessary expenses related to the crime, up to the maximum award in effect on the date of the crime. Benefits for crimes occurring before September 1, 1997, have a \$25,000 maximum award. For crimes occurring on or after September 1, 1997, awards on any one claim may not exceed \$50,000. Victims who have suffered a catastrophic injury may be eligible for additional benefits as listed below:

**Medical** expenses related to the crime are paid using established guidelines. Benefits may be paid for hospitals, doctors, ambulance services, prescriptions, dental work, nursing homes, and medical appliances, such as wheelchairs and prosthetics.

**Mental Health Care** in a hospital facility may be available to a victim for a maximum of 30 days at a rate of \$600 per day. Victims and claimants may receive outpatient counseling from a licensed provider up to a maximum of \$3,000.

**Lost Wages** may be paid to a victim who is unable to work as a result of physical or mental injuries related to the crime. Lost wages may also be awarded when a victim takes time from work to seek medical treatments for injuries related to the crime or when the victim or claimant takes part in the criminal justice process (other than testifying). The award maximum is \$500 per week.

**Travel** expenses may be reimbursed for costs related to seeking medical treatment, counseling and for costs associated with the victim's or claimant's participation in or attendance at investigative, prosecutorial, judicial, or post adjudication proceedings. Mileage is covered for travel of more than 20 miles one way. The actual costs of commercial transportation, food, and lodging are paid for travel of more than 60 miles one way. Additionally, expenses for travel to the funeral or memorial for a victim (who died as a result of criminally injurious conduct committed on or after September 1, 2003) may be paid for certain family or household members.

**Child/Dependent Care** expenses may be covered if the expense is new and a direct result of the crime. Pre-existing child care costs are not reimbursable. For dates of crime occurring on or after May 8, 2005, child care benefits for dependent(s) of a surviving victim may be limited to a maximum of 90 days. The award is paid at the actual cost of care, not to exceed \$100 per week, per dependent or minor child in a licensed day care facility or provider.

**Funeral and Burial** expenses include reimbursement for professional burial services, flowers, caskets, urns and grave markers. The maximum award on these costs is \$4,500. The costs for transporting the body to another state or country are eligible costs in addition to the \$4,500 award.

**Loss of Support** benefits are available to dependents of homicide victims. Payments are based on the victim's salary, and the maximum is \$500 per week. Loss of support is also available to dependents of victims (usually in family violence cases) for 90 days.

**Crime Scene Clean-Up** costs must relate to the removal of crime scene elements that may cause further trauma to the victim or family members. The reimbursement is limited to \$750.

**Evidence Replacement** awards may be made for items that have been seized by law enforcement for use in the investigation or prosecution of a case or items seized and damaged during evidence collection. The maximum award for this expense is \$750.

**Relocation** expenses are available as a one-time award of up to \$3,800 (\$2000 for relocation expenses and \$1,800 for rental assistance). This benefit provides victims of family violence and victims of sexual assault (in their residence) with funds to pay for moving expenses, utility deposits, moving vans, and rent.

**Catastrophic Injuries** are those that create a total or permanent disability for the victim. An additional award of \$25,000 (for crimes occurring before September 1, 1997), \$50,000 (for crimes occurring September 1, 1997 to August 31, 2001), or \$75,000 (for crimes occurring on or after September 1, 2001) may be used to pay for items that directly assist the victim, such as lost wages, making a home or vehicle accessible, job training and vocational rehabilitation, home health care, or training in the use of special appliances.

**Bereavement Leave** is available for dates of crime on or after September 1, 2003, to immediate family or household members of the deceased victim at the time of the crime. The reimbursement is limited to 10 days up to a maximum of \$1,000.

**Attorney Fees** may be paid for legal services related to the Crime Victims' Compensation process. Attorney fees are paid only if the victim is awarded compensation. Those fees are limited to the lesser of \$300 or 25 percent of awarded benefits. If the claim is appealed, the attorney may be entitled to 25 percent of the amount the attorney assisted the victim or claimant in obtaining.

**Emergency Awards** may be requested if a victim or claimant would suffer undue harm or hardship if an award is not expedited. The award limit is \$1,500 and will be deducted from any future awards.

**PAYMENTS BY BENEFIT**

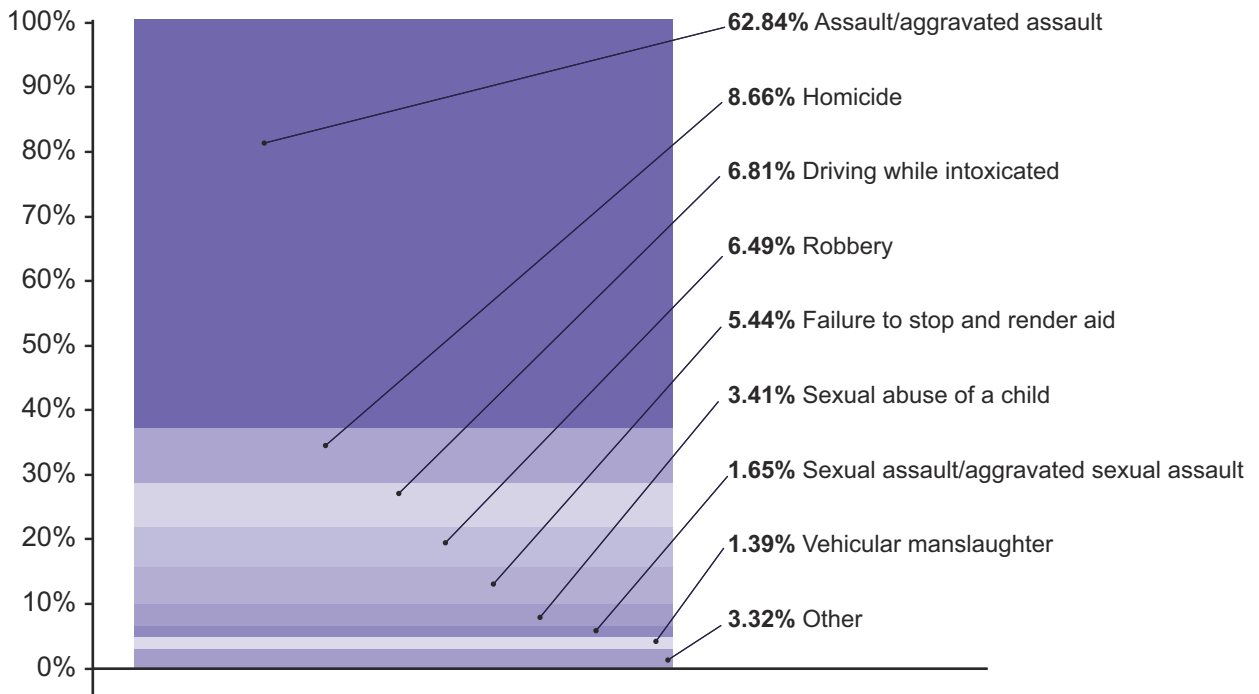
Crime Victims' Compensation Payments	Amount*	% Of Total
<b>Payments For Victims Of Crime:</b>		
<b>Medical:</b>		
Acute Care Hospital	\$47,647,502.37	54.70%
Physician Fees	\$5,978,095.62	6.86%
Mental Health Care	\$2,549,367.93	2.93%
EMS Services	\$1,315,113.63	1.51%
Dental	\$806,570.82	0.93%
Rehabilitation / Physical Therapy	\$539,057.97	0.62%
Prescriptions	\$503,957.29	0.58%
Healthcare Supplies	\$443,350.43	0.51%
Nursing Care	\$19,987.48	0.02%
Medical Report	\$3,569.02	0.00%
Other Medical Expenses	\$396,787.75	0.46%
<b>Total Medical Payments:</b>	<b>\$60,203,360.31</b>	<b>69.12%</b>
<b>Non-Medical:</b>		
Loss Of Wages	\$8,172,109.08	9.38%
Funeral Expenses	\$5,664,964.80	6.50%
Relocation	\$5,118,264.55	5.88%
Loss Of Support	\$2,742,104.33	3.15%
Child Care	\$1,832,547.69	2.10%
Travel	\$456,764.24	0.52%
Crime Scene Clean-up	\$36,937.00	0.06%
Attorney Fees	\$43,333.75	0.05%
Evidence Replacement Costs	\$27,210.96	0.03%
Emergency Awards	\$5,701.48	0.01%
Disabled Peace Officer	\$148,383.46	0.16%
<b>Total Non-Medical Payments:</b>	<b>\$24,248,321.38</b>	<b>27.83%</b>
<b>Total Payments For Victims of Crime:</b>	<b>\$84,451,681.69</b>	<b>96.96%</b>
<b>Payments To Law Enforcement Agencies:</b>		
Sexual Assault Exam Reimbursements:	\$2,652,132.45	3.04%
<b>Total Payments To Law Enforcement Agencies:</b>	<b>\$2,652,132.45</b>	<b>3.04%</b>
<b>Crime Victims' Compensation Totals:</b>	<b>\$87,103,814.14</b>	<b>100.00%</b>

\* Amounts may vary from Financial Summary on Page 2 which includes cancelled warrants and refunds.



**PAYMENTS BY TYPE OF CRIME**

<b>TYPE OF CRIME</b>	<b>NUMBER*</b>	<b>AMOUNT**</b>	<b>PERCENT</b>
Assault/aggravated assault	9,977	\$53,070,810	62.84%
Homicide	1,521	\$7,309,407	8.66%
Driving while intoxicated	749	\$5,747,367	6.81%
Robbery	1,071	\$5,484,835	6.49%
Failure to stop and render aid	652	\$4,591,703	5.44%
Sexual abuse of a child	2,128	\$2,878,547	3.41%
Sexual assault/aggravated sexual assault	825	\$1,391,584	1.65%
Vehicular manslaughter	192	\$1,171,641	1.39%
Other			
Vehicular assault	104	\$862,879	1.02%
Criminally negligent homicide	96	\$546,470	0.65%
Physical abuse of a child	200	\$488,504	0.58%
Stalking	103	\$241,507	0.29%
Kidnapping	54	\$98,046	0.12%
Physical abuse of elderly	20	\$46,127	0.05%
Arson	17	\$32,631	0.03%
Other	91	\$489,624	0.57%
	<b>17,800</b>	<b>\$84,451,681</b>	<b>100.00%</b>



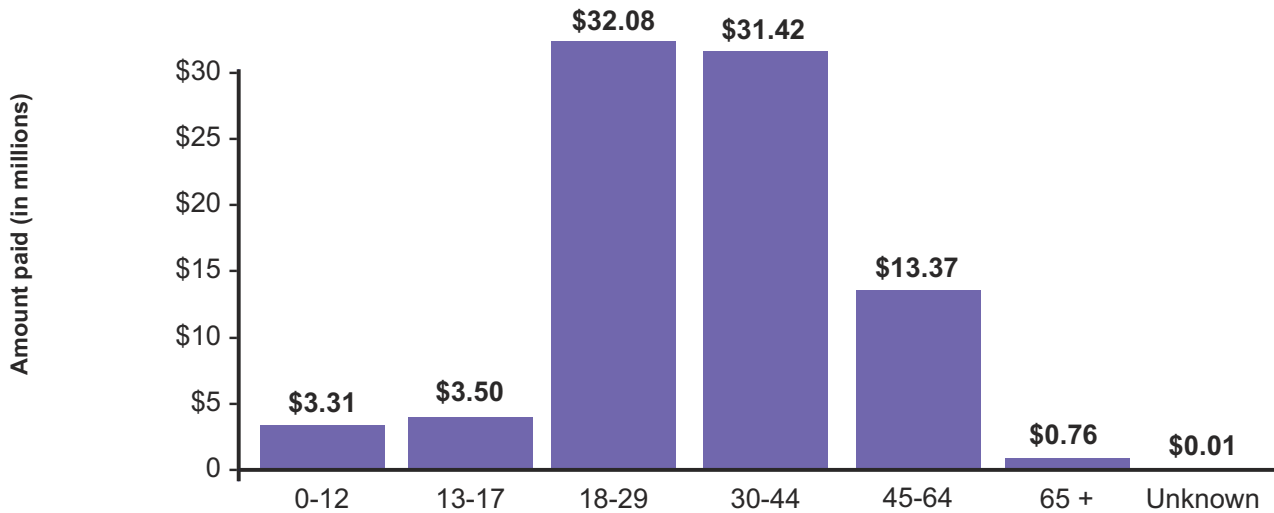
\*Excludes sexual assault exam reimbursements sent by law enforcement agencies.

\*\*Amounts may vary from Financial Summary on Page 2 which includes cancelled warrants and refunds.



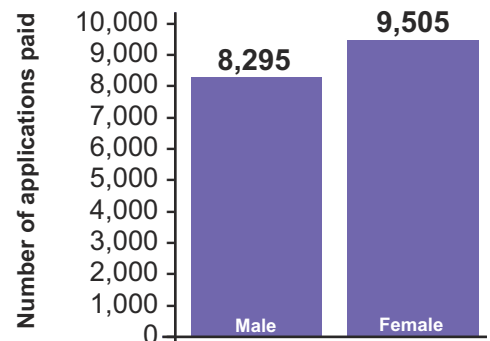
**PAYMENTS BY AGE & GENDER**

AGE	NUMBER*	MALE	FEMALE	AMOUNT**	PERCENT
0-12	1,899	543	1,356	\$3,313,729.19	3.92%
13-17	1,624	643	981	\$3,503,547.32	4.15%
18-29	5,990	3,177	2,813	\$32,075,803.15	37.98%
30-44	5,528	2,516	3,012	\$31,415,867.65	37.20%
45-64	2,508	1,295	1,213	\$13,373,783.50	15.84%
65 +	244	119	125	\$756,669.30	0.90%
UNKNOWN	7	2	5	\$12,281.58	0.01%
	<b>17,800</b>	<b>8,295</b>	<b>9,505</b>	<b>\$84,451,681.69</b>	<b>100.00%</b>



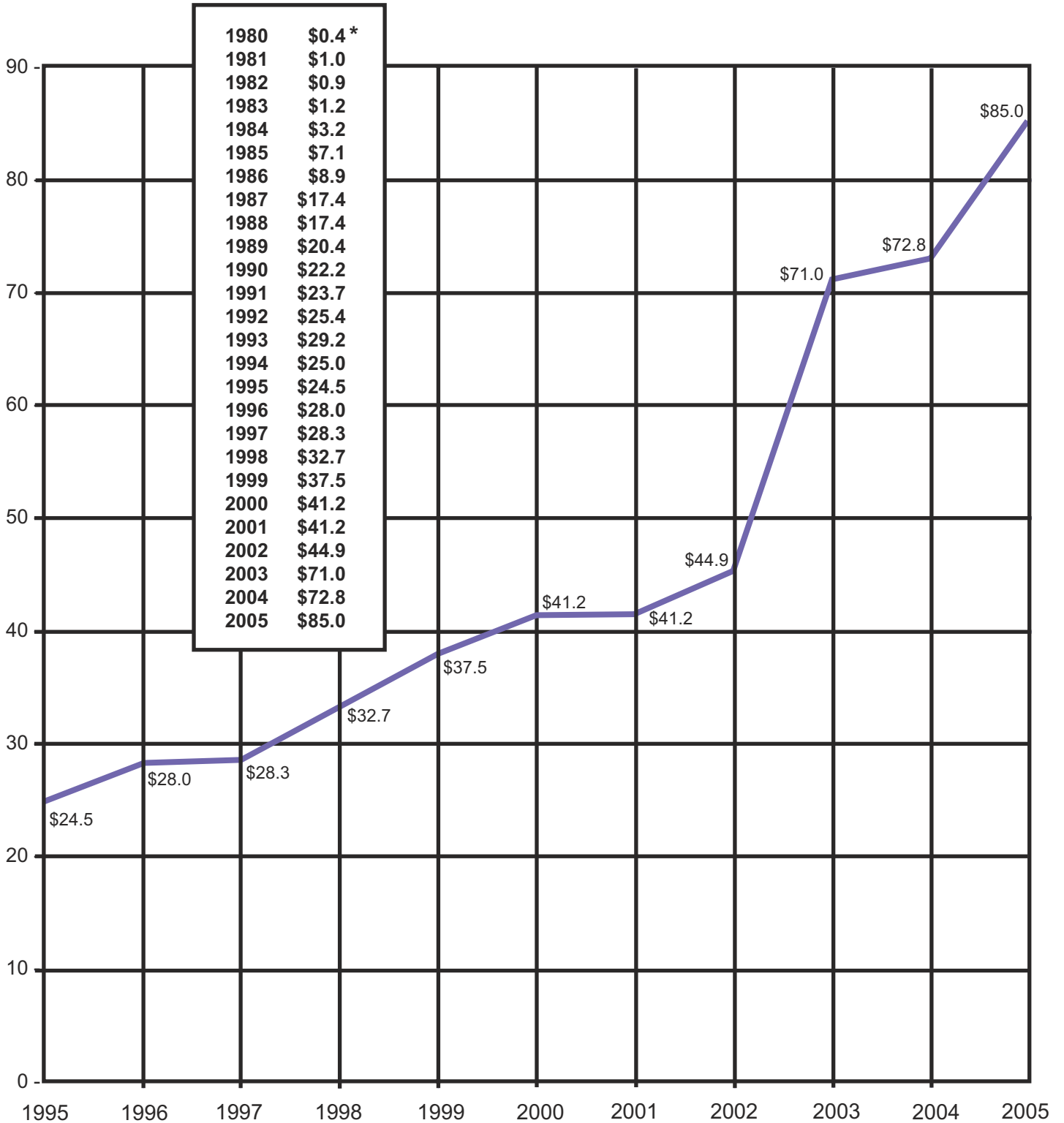
\*Excludes sexual assault exam reimbursements sent by law enforcement agencies.

\*\*Amounts may vary from Financial Summary on Page 2 which includes cancelled warrants and refunds.





## ANNUAL PAYOUT SUMMARY



\*In millions.



**ACTIVITY SUMMARY BY COUNTY**

The tables on the following pages show Crime Victims' Compensation activity by county. The total number of applications approved and denied may not equal the number of applications received because some claims received in previous years were approved or denied this year. Similarly, some claims received near the end of the year will be determined in Fiscal Year 2006.

- REC'D** - the number of applications received from victims for crimes occurring in the county
- APRVD** - the number of applications from victims ruled to be eligible for an award
- DENIED** - the number of applications from victims that were denied for cause. (For example: crime cannot be substantiated, losses not covered by the Act, victim fails to cooperate with law enforcement.)
- VICTIM PMNTS** - the amount of Crime Victims' Compensation paid to applicants who were victimized in Texas counties
- SAE REC'D** - the number of sexual assault exam reimbursement requests received from law enforcement agencies
- SAE PMNTS** - the amount reimbursed to law enforcement agencies for sexual assault exam expenses
- CONTRIBUTED** - the amount of court costs and fees collected and paid by the county into the Compensation to Victims of Crime Fund(Totals provided by the Texas Comptroller of Public Accounts.)
- TOTAL PAID** - the total amount of Crime Victims' Compensation paid to victims, claimants, and law enforcement agencies in FY 2005

NAME	REC'D	APRVD	DENIED	VICTIM PMNTS	SAE REC'D	SAE PMNTS	CONTRIBUTED	TOTAL PAID
ANDERSON	28	30	6	\$193,807.78	72	\$33,202.34	\$189,912.64	\$227,010.12
ANDREWS	5	7	4	\$29,091.86	0	\$0.00	\$68,963.84	\$29,091.86
ANGELINA	90	81	14	\$327,796.14	57	\$27,199.66	\$342,777.16	\$354,995.80
ARANSAS	26	22	2	\$180,926.18	12	\$2,956.10	\$80,893.56	\$183,882.28
ARCHER	3	3	0	\$13,390.03	0	\$0.00	\$34,739.16	\$13,390.03
ARMSTRONG	3	3	0	\$10,227.00	0	\$0.00	\$48,502.14	\$10,227.00
ATASCOSA	43	42	5	\$87,282.57	6	\$1,175.00	\$177,325.94	\$88,457.57
AUSTIN	12	15	1	\$62,033.36	7	\$1,709.00	\$203,360.65	\$63,742.36
BAILEY	5	4	2	\$12,664.87	0	\$0.00	\$39,263.23	\$12,664.87
BANDERA	9	6	6	\$21,563.26	0	\$0.00	\$37,884.63	\$21,563.26
BASTROP	59	61	14	\$188,865.89	34	\$11,029.07	\$203,452.78	\$199,894.96
BAYLOR	3	0	1	\$591.21	1	\$250.00	\$19,797.35	\$841.21
BEE	33	37	2	\$72,606.00	5	\$930.00	\$86,800.40	\$73,536.00
BELL	368	309	76	\$834,730.09	163	\$76,284.00	\$866,767.70	\$911,014.09
BEXAR	2590	1541	977	\$3,981,407.32	965	\$153,924.36	\$3,531,728.86	\$4,135,331.68
BLANCO	9	11	0	\$32,117.59	0	\$0.00	\$45,805.79	\$32,117.59
BORDEN	1	1	0	\$3,644.21	0	\$0.00	\$7,471.48	\$3,644.21
BOSQUE	13	13	0	\$38,715.81	0	\$0.00	\$56,485.14	\$38,715.81
BOWIE	48	43	13	\$154,976.94	27	\$7,661.32	\$214,886.20	\$162,638.26
BRAZORIA	230	210	41	\$513,980.37	30	\$13,071.86	\$926,688.66	\$527,052.23
BRAZOS	160	156	23	\$429,668.64	32	\$10,221.50	\$690,146.55	\$439,890.14
BREWSTER	15	10	7	\$28,337.82	1	\$150.00	\$34,776.32	\$28,487.82
BRISCOE	1	0	1	\$2,168.00	0	\$0.00	\$7,137.09	\$2,168.00
BROOKS	8	11	0	\$68,224.51	0	\$0.00	\$113,509.80	\$68,224.51
BROWN	36	43	4	\$143,877.83	0	\$0.00	\$117,921.14	\$143,877.83
BURLESON	11	8	2	\$40,531.12	6	\$1,154.00	\$81,086.62	\$41,685.12
BURNET	62	59	10	\$103,501.25	15	\$4,707.15	\$167,629.98	\$108,208.40
CALDWELL	47	52	2	\$96,247.00	3	\$978.00	\$205,837.82	\$97,225.00
CALHOUN	24	27	5	\$132,080.16	11	\$5,454.63	\$68,598.99	\$137,534.79
CALLAHAN	11	4	7	\$8,949.37	0	\$0.00	\$109,009.84	\$8,949.37
CAMERON	550	456	109	\$975,830.33	3	\$1,076.00	\$1,252,921.97	\$976,906.33
CAMP	13	11	1	\$25,934.86	6	\$1,261.00	\$34,737.35	\$27,195.86
CARSON	9	11	0	\$35,448.54	6	\$1,246.00	\$69,176.77	\$36,694.54
CASS	36	35	4	\$122,076.08	15	\$3,199.91	\$136,994.98	\$125,275.99
CASTRO	6	4	1	\$0.00	0	\$0.00	\$28,988.51	\$0.00
CHAMBERS	19	13	4	\$109,104.21	7	\$1,820.00	\$166,897.40	\$110,924.21
CHEROKEE	30	28	5	\$64,319.78	1	\$195.00	\$200,105.65	\$64,514.78
CHILDRESS	12	10	2	\$2,693.00	10	\$1,988.00	\$71,567.20	\$4,681.00

**ACTIVITY SUMMARY**

NAME	REC'D	APRVD	DENIED	VICTIM PMNTS	SAE REC'D	SAE PMNTS	CONTRIBUTED	TOTAL PAID
CLAY	7	5	0	\$17,396.21	0	\$0.00	\$36,672.15	\$17,396.21
COCHRAN	1	1	0	\$7,850.05	0	\$0.00	\$8,812.36	\$7,850.05
COKE	0	0	0	\$478.22	0	\$0.00	\$17,373.79	\$478.22
COLEMAN	5	5	1	\$24,148.66	0	\$0.00	\$31,595.86	\$24,148.66
COLLIN	289	255	52	\$684,485.25	119	\$24,682.90	\$1,954,907.42	\$709,168.15
COLLINGSWORTH	6	7	4	\$9,679.85	1	\$195.00	\$8,588.68	\$9,874.85
COLORADO	12	13	1	\$76,831.98	1	\$409.02	\$119,444.86	\$77,241.00
COMAL	65	59	16	\$317,023.73	27	\$6,543.50	\$358,583.10	\$323,567.23
COMANCHE	14	13	4	\$22,594.94	0	\$0.00	\$52,850.07	\$22,594.94
CONCHO	3	3	0	\$3,633.66	0	\$0.00	\$45,392.96	\$3,633.66
COOKE	43	38	5	\$109,903.68	0	\$0.00	\$163,922.98	\$109,903.68
CORYELL	99	86	15	\$137,828.87	39	\$19,369.00	\$158,786.02	\$157,197.87
COTTLE	2	1	0	\$14,006.44	0	\$0.00	\$9,632.17	\$14,006.44
CRANE	3	3	0	\$4,500.00	0	\$0.00	\$17,869.75	\$4,500.00
CROCKETT	4	3	1	\$1,284.26	0	\$0.00	\$64,881.17	\$1,284.26
CROSBY	6	7	0	\$47,877.42	0	\$0.00	\$28,426.16	\$47,877.42
CULBERSON	8	5	2	\$3,200.00	0	\$0.00	\$42,791.70	\$3,200.00
DALLAM	3	4	1	\$20,043.04	0	\$0.00	\$27,909.14	\$20,043.04
DALLAS	3572	3013	801	\$14,798,682.33	688	\$176,864.02	\$8,089,723.46	\$14,975,546.35
DAWSON	5	8	0	\$44,111.33	0	\$0.00	\$43,030.64	\$44,111.33
DEAF SMITH	26	27	4	\$113,828.60	2	\$561.50	\$71,734.04	\$114,390.10
DELTA	8	5	4	\$50,739.33	0	\$0.00	\$9,226.18	\$50,739.33
DENTON	348	322	55	\$851,748.32	97	\$25,291.25	\$1,789,339.48	\$877,039.57
DEWITT	15	10	4	\$37,453.80	0	\$0.00	\$76,319.59	\$37,453.80
DICKENS	0	0	0	\$0.00	0	\$0.00	\$13,678.50	\$0.00
DIMITT	5	3	1	\$1,887.47	0	\$0.00	\$24,653.80	\$1,887.47
DONLEY	8	7	1	\$279.50	5	\$1,265.50	\$57,946.53	\$1,545.00
DUVAL	44	41	8	\$95,488.68	0	\$345.00	\$89,340.74	\$95,833.68
EASTLAND	16	13	3	\$14,083.81	0	\$0.00	\$133,104.28	\$14,083.81
ECTOR	157	137	29	\$404,427.58	27	\$5,230.26	\$569,344.58	\$409,657.84
EDWARDS	1	1	0	\$705.00	0	\$0.00	\$8,467.57	\$705.00
ELLIS	94	92	9	\$358,177.09	8	\$4,139.00	\$619,858.81	\$362,316.09
EL PASO	1881	1627	466	\$3,234,033.90	247	\$41,151.40	\$2,407,348.49	\$3,275,185.30
ERATH	32	29	4	\$58,770.83	6	\$4,032.75	\$107,598.35	\$62,803.58
FALLS	11	11	1	\$28,020.34	0	\$0.00	\$58,317.37	\$28,020.34
FANNIN	38	31	7	\$72,185.57	3	\$1,016.00	\$66,788.16	\$73,201.57
FAYETTE	11	10	3	\$32,413.63	2	\$584.00	\$197,773.68	\$32,997.63
FISHER	3	3	0	\$400.00	0	\$0.00	\$13,528.80	\$400.00
FLOYD	0	2	0	\$628.48	0	\$0.00	\$18,768.88	\$628.48
FOARD	1	2	0	\$24,520.52	0	\$0.00	\$2,808.58	\$24,520.52
FORT BEND	310	311	59	\$570,291.15	35	\$17,101.04	\$919,546.43	\$587,392.19
FRANKLIN	11	11	3	\$10,419.26	14	\$3,197.38	\$37,700.45	\$13,616.64
FREESTONE	16	16	2	\$27,263.34	0	\$0.00	\$131,027.68	\$27,263.34
FRIO	13	12	2	\$55,218.60	0	\$0.00	\$124,981.94	\$55,218.60
GAINES	9	10	0	\$13,615.43	0	\$0.00	\$62,251.20	\$13,615.43
GALVESTON	422	379	66	\$927,066.73	18	\$3,689.94	\$1,029,737.77	\$930,756.67
GARZA	2	1	0	\$5,538.59	0	\$0.00	\$33,733.94	\$5,538.59
GILLESPIE	6	7	0	\$37,136.89	2	\$1,163.00	\$77,606.74	\$38,299.89
GLASSCOCK	0	0	0	\$0.00	0	\$0.00	\$4,600.92	\$0.00
GOLIAD	6	6	1	\$14,839.66	0	\$0.00	\$47,177.03	\$14,839.66
GONZALES	13	13	1	\$17,253.75	2	\$768.00	\$115,420.80	\$18,021.75
GRAY	34	26	7	\$70,396.60	11	\$2,906.50	\$79,847.71	\$73,303.10
GRAYSON	210	209	36	\$491,486.12	2	\$500.00	\$400,771.31	\$491,986.12
GREGG	203	179	33	\$558,639.05	52	\$25,675.80	\$412,464.68	\$584,314.85
GRIMES	9	8	2	\$40,033.03	4	\$868.00	\$80,778.93	\$40,901.03
GUADALUPE	138	123	24	\$192,670.46	59	\$34,314.81	\$528,707.68	\$226,985.27
HALE	31	27	2	\$58,594.17	24	\$10,255.47	\$121,313.59	\$68,849.64
HALL	3	2	3	\$0.00	0	\$0.00	\$90,840.66	\$0.00



C R I M E V I C T I M S ' C O M P E N S A T I O N

ACTIVITY SUMMARY

NAME	REC'D	APRVD	DENIED	VICTIM PMNTS	SAE REC'D	SAE PMNTS	CONTRIBUTED	TOTAL PAID
HAMILTON	10	11	4	\$18,675.71	0	\$0.00	\$30,365.64	\$18,675.71
HANSFORD	0	0	0	\$354.90	0	\$0.00	\$11,380.42	\$354.90
HARDEMAN	2	2	0	\$133.05	1	\$200.00	\$87,281.94	\$333.05
HARDIN	107	109	13	\$170,031.77	8	\$4,028.00	\$163,772.88	\$174,059.77
HARRIS	4964	4173	1179	\$17,820,478.72	1195	\$424,764.90	\$10,562,225.99	\$18,245,243.62
HARRISON	80	70	15	\$258,823.33	1	\$483.00	\$276,508.10	\$259,306.33
HARTLEY	2	2	0	\$4,037.16	0	\$0.00	\$27,761.61	\$4,037.16
HASKELL	2	3	0	\$2,368.73	0	\$0.00	\$17,952.64	\$2,368.73
HAYS	137	140	14	\$331,716.56	17	\$6,473.11	\$461,177.42	\$338,189.67
HEMPHILL	3	3	0	\$2,321.79	0	\$0.00	\$18,113.21	\$2,321.79
HENDERSON	85	84	14	\$283,205.25	3	\$977.79	\$290,204.74	\$284,183.04
HIDALGO	1060	956	161	\$2,885,307.32	199	\$53,246.00	\$1,520,703.54	\$2,938,553.32
HILL	27	19	13	\$68,511.21	7	\$1,372.00	\$257,341.37	\$69,883.21
HOCKLEY	7	9	1	\$23,531.37	0	\$0.00	\$106,448.05	\$23,531.37
HOOD	40	32	6	\$31,727.23	18	\$7,244.52	\$135,964.46	\$38,971.75
HOPKINS	56	53	12	\$115,721.16	15	\$3,000.00	\$118,703.43	\$118,721.16
HOUSTON	16	15	3	\$38,373.32	5	\$2,065.00	\$57,265.37	\$40,438.32
HOWARD	53	49	11	\$66,151.82	21	\$8,462.96	\$87,448.25	\$74,614.78
HUDSPETH	7	7	0	\$2,448.08	0	\$0.00	\$45,802.03	\$2,448.08
HUNT	87	72	20	\$168,354.32	13	\$2,533.00	\$278,249.17	\$170,887.32
HUTCHISON	29	32	2	\$37,385.51	15	\$2,831.66	\$68,668.92	\$40,217.17
IRION	0	0	0	\$0.00	0	\$0.00	\$17,517.61	\$0.00
JACK	6	7	0	\$2,005.49	0	\$0.00	\$47,795.87	\$2,005.49
JACKSON	3	7	0	\$30,236.95	8	\$4,112.61	\$87,833.79	\$34,349.56
JASPER	33	25	6	\$87,254.09	27	\$16,533.00	\$148,481.29	\$103,787.09
JEFF DAVIS	0	0	0	\$4,164.64	0	\$0.00	\$7,463.97	\$4,164.64
JEFFERSON	383	308	88	\$1,303,492.07	170	\$105,274.75	\$722,845.62	\$1,408,766.82
JIM HOGG	4	4	1	\$23,678.20	0	\$0.00	\$27,622.99	\$23,678.20
JIM WELLS	28	32	7	\$256,381.32	0	\$0.00	\$137,628.34	\$256,381.32
JOHNSON	124	106	20	\$238,218.28	47	\$18,876.92	\$629,279.42	\$257,095.20
JONES	7	7	1	\$18,919.87	2	\$430.02	\$45,875.25	\$19,349.89
KARNES	7	11	0	\$40,335.76	0	\$0.00	\$33,102.71	\$40,335.76
KAUFMAN	82	59	11	\$328,476.94	2	\$483.00	\$331,134.61	\$328,959.94
KENDALL	14	10	4	\$46,645.66	2	\$1,306.50	\$103,541.41	\$47,952.16
KENEDY	1	1	1	\$1,820.00	0	\$0.00	\$47,912.26	\$1,820.00
KENT	0	0	0	\$0.00	0	\$0.00	\$2,041.59	\$0.00
KERR	62	55	7	\$71,133.15	30	\$17,115.01	\$143,110.92	\$88,248.16
KIMBLE	0	0	0	\$0.00	0	\$0.00	\$136,934.29	\$0.00
KING	0	0	0	\$0.00	0	\$0.00	\$3,704.30	\$0.00
KINNEY	1	1	0	\$18,899.12	1	\$346.69	\$55,644.58	\$19,245.81
KLEBERG	41	40	9	\$157,488.16	0	\$0.00	\$170,836.96	\$157,488.16
KNOX	2	1	0	\$7,841.65	0	\$0.00	\$15,167.11	\$7,841.65
LAMAR	33	29	6	\$151,527.69	22	\$6,058.66	\$155,070.71	\$157,586.35
LAMB	12	16	0	\$13,059.92	0	\$0.00	\$52,033.18	\$13,059.92
LAMPASAS	16	16	1	\$42,649.26	4	\$1,657.00	\$89,352.12	\$44,306.26
LA SALLE	9	8	0	\$24,992.21	0	\$0.00	\$60,992.85	\$24,992.21
LAVACA	8	7	1	\$6,947.33	7	\$3,193.23	\$52,953.37	\$10,140.56
LEE	17	17	1	\$48,466.74	1	\$259.00	\$96,897.35	\$48,725.74
LEON	11	10	1	\$39,385.83	0	\$0.00	\$103,845.88	\$39,385.83
LIBERTY	56	54	11	\$208,893.02	6	\$3,530.00	\$272,335.74	\$212,423.02
LIMESTONE	17	22	3	\$82,383.39	5	\$1,751.00	\$43,956.46	\$84,134.39
LIPSCOMB	0	1	0	\$0.00	0	\$0.00	\$6,602.98	\$0.00
LIVE OAK	4	4	0	\$34,840.07	0	\$0.00	\$158,151.16	\$34,840.07
LLANO	33	39	3	\$78,303.01	10	\$2,692.00	\$38,379.01	\$80,995.01
LOVING	1	1	0	\$159.95	0	\$0.00	\$921.73	\$159.95
LUBBOCK	301	289	56	\$1,189,447.57	170	\$79,975.82	\$931,856.23	\$1,269,423.39
LYNN	2	3	0	\$3,855.40	0	\$0.00	\$26,901.37	\$3,855.40
MADISON	6	6	1	\$29,793.13	0	\$0.00	\$61,140.09	\$29,793.13

C R I M E V I C T I M S ' C O M P E N S A T I O N

**ACTIVITY SUMMARY**

<u>NAME</u>	<u>REC'D</u>	<u>APRVD</u>	<u>DENIED</u>	<u>VICTIM PMNTS</u>	<u>SAE REC'D</u>	<u>SAE PMNTS</u>	<u>CONTRIBUTED</u>	<u>TOTAL PAID</u>
MARION	9	10	1	\$19,385.76	0	\$0.00	\$38,848.35	\$19,385.76
MARTIN	2	3	0	\$5,630.41	0	\$0.00	\$19,041.13	\$5,630.41
MASON	1	1	0	\$1,582.63	0	\$0.00	\$18,748.90	\$1,582.63
MATAGORDA	54	41	18	\$100,519.42	4	\$890.00	\$87,474.29	\$101,409.42
MAVERICK	19	16	6	\$43,415.56	0	\$0.00	\$210,420.41	\$43,415.56
MCCULLOCH	5	3	1	\$39,306.90	0	\$0.00	\$37,043.46	\$39,306.90
MCLENNAN	287	268	53	\$684,688.80	136	\$70,103.00	\$717,960.03	\$754,791.80
MCMULLEN	0	1	0	\$480.00	0	\$0.00	\$4,869.57	\$480.00
MEDINA	36	29	6	\$74,328.18	1	\$395.00	\$170,273.78	\$74,723.18
MENARD	0	0	0	\$0.00	0	\$0.00	\$19,684.35	\$0.00
MIDLAND	97	99	13	\$238,036.53	112	\$54,020.00	\$392,797.54	\$292,056.53
MILAM	29	23	8	\$92,903.86	21	\$7,407.03	\$101,888.40	\$100,310.89
MILLS	6	7	0	\$4,303.66	0	\$0.00	\$27,250.96	\$4,303.66
MITCHELL	3	4	0	\$45,320.54	0	\$0.00	\$61,094.75	\$45,320.54
MONTAGUE	16	19	0	\$33,178.92	8	\$2,117.46	\$86,663.91	\$35,296.38
MONTGOMERY	271	236	55	\$685,333.85	58	\$23,213.20	\$999,793.32	\$708,547.05
MOORE	29	29	2	\$53,495.91	40	\$9,480.50	\$102,316.80	\$62,976.41
MORRIS	10	9	3	\$35,279.30	4	\$899.00	\$47,236.95	\$36,178.30
MOTLEY	0	0	0	\$0.00	0	\$0.00	\$5,833.41	\$0.00
NACOGDOCHES	45	36	6	\$199,414.68	2	\$899.50	\$281,019.39	\$200,314.18
NAVARRO	29	32	5	\$153,073.92	0	\$0.00	\$245,291.80	\$153,073.92
NEWTON	13	13	0	\$6,838.19	21	\$10,998.25	\$27,911.43	\$17,836.44
NOLAN	19	22	1	\$51,455.55	4	\$861.37	\$82,191.68	\$52,316.92
NUECES	634	567	129	\$2,054,512.29	369	\$126,842.00	\$976,134.03	\$2,181,354.29
OCHILTREE	2	2	1	\$21,574.39	1	\$195.00	\$51,140.47	\$21,769.39
OLDHAM	3	3	0	\$105.00	0	\$0.00	\$59,570.86	\$105.00
ORANGE	91	84	18	\$386,861.78	48	\$27,422.00	\$248,972.64	\$414,283.78
PALO PINTO	29	19	4	\$99,442.17	2	\$453.50	\$119,384.91	\$99,895.67
PANOLA	20	21	1	\$73,434.20	0	\$0.00	\$97,446.36	\$73,434.20
PARKER	65	58	12	\$436,681.67	20	\$7,495.24	\$344,492.74	\$444,176.91
PARMER	2	2	1	\$223.71	0	\$0.00	\$49,091.86	\$223.71
PECOS	15	15	2	\$16,793.56	0	\$0.00	\$101,470.21	\$16,793.56
POLK	73	67	5	\$138,358.98	11	\$6,287.00	\$160,772.11	\$144,645.98
POTTER	467	433	89	\$1,041,238.76	151	\$37,860.22	\$600,877.44	\$1,079,098.98
PRESIDIO	3	2	1	\$11,998.52	2	\$500.00	\$41,065.23	\$12,498.52
RAINS	13	16	0	\$79,412.60	0	\$0.00	\$51,819.15	\$79,412.60
RANDALL	64	67	11	\$70,725.43	69	\$18,335.81	\$182,995.74	\$89,061.24
REAGAN	1	1	0	\$3,879.74	0	\$0.00	\$13,574.35	\$3,879.74
REAL	6	6	1	\$3,374.04	0	\$0.00	\$8,779.01	\$3,374.04
RED RIVER	7	4	1	\$9,578.99	3	\$808.00	\$32,589.18	\$10,386.99
REEVES	12	7	4	\$20,463.65	0	\$0.00	\$52,166.84	\$20,463.65
REFUGIO	6	5	2	\$24,557.15	0	\$0.00	\$97,592.49	\$24,557.15
ROBERTS	1	2	0	\$1,450.00	0	\$0.00	\$6,378.98	\$1,450.00
ROBERTSON	15	15	2	\$8,557.06	3	\$565.00	\$119,076.49	\$9,122.06
ROCKWALL	15	15	1	\$66,529.55	2	\$675.00	\$261,012.78	\$67,204.55
RUNNELS	13	14	1	\$32,825.43	0	\$0.00	\$36,453.08	\$32,825.43
RUSK	53	46	13	\$111,963.92	38	\$15,273.89	\$179,405.63	\$127,237.81
SABINE	8	7	2	\$58,721.10	2	\$837.75	\$20,095.95	\$59,558.85
SAN AUGUSTINE	4	4	0	\$18,839.54	0	\$0.00	\$19,474.35	\$18,839.54
SAN JACINTO	25	23	2	\$118,155.51	0	\$0.00	\$112,144.90	\$118,155.51
SAN PATRICIO	81	73	11	\$292,712.67	46	\$9,634.80	\$276,688.03	\$302,347.47
SAN SABA	13	14	1	\$11,149.95	0	\$0.00	\$12,921.07	\$11,149.95
SCHLEICHER	3	5	0	\$11,029.25	0	\$0.00	\$22,664.53	\$11,029.25
SCURRY	15	13	1	\$26,778.65	0	\$0.00	\$97,052.58	\$26,778.65
SHACKELFORD	0	0	0	\$454.23	0	\$0.00	\$19,118.74	\$454.23
SHELBY	23	18	3	\$90,160.03	0	\$0.00	\$102,105.14	\$90,160.03
SHERMAN	2	1	1	\$3,020.92	0	\$0.00	\$10,311.42	\$3,020.92
SMITH	177	164	25	\$667,434.18	24	\$10,382.00	\$920,226.16	\$677,816.18

C R I M E V I C T I M S ' C O M P E N S A T I O N

ACTIVITY SUMMARY

NAME	REC'D	APRVD	DENIED	VICTIM PMNTS	SAE REC'D	SAE PMNTS	CONTRIBUTED	TOTAL PAID
SOMERVELL	6	5	1	\$7,077.48	3	\$1,574.75	\$18,270.89	\$8,652.23
STARR	32	36	1	\$126,335.25	0	\$0.00	\$88,673.62	\$126,335.25
STEPHENS	5	5	1	\$282.38	0	\$0.00	\$26,734.11	\$282.38
STERLING	0	0	0	\$0.00	0	\$0.00	\$30,532.76	\$0.00
STONEWALL	2	2	0	\$0.00	0	\$0.00	\$4,106.01	\$0.00
SUTTON	6	3	3	\$1,620.20	0	\$0.00	\$123,669.76	\$1,620.20
SWISHER	0	2	0	\$63,911.93	0	\$0.00	\$44,577.15	\$63,911.93
TARRANT	2397	2102	482	\$6,685,417.05	855	\$368,116.39	\$4,768,852.22	\$7,053,533.44
TAYLOR	141	112	43	\$286,211.55	25	\$6,990.25	\$316,696.33	\$293,201.80
TERRELL	2	1	1	\$0.00	0	\$150.00	\$7,779.42	\$150.00
TERRY	17	21	0	\$31,384.32	0	\$0.00	\$65,358.79	\$31,384.32
THROCKMORTON	1	4	0	\$15,663.44	0	\$0.00	\$10,568.22	\$15,663.44
TITUS	33	37	2	\$72,924.65	7	\$1,798.00	\$166,438.74	\$74,722.65
TOM GREEN	159	143	27	\$408,056.07	35	\$6,961.78	\$391,460.68	\$415,017.85
TRAVIS	1583	1483	257	\$3,576,606.61	360	\$153,982.93	\$3,234,922.70	\$3,730,589.54
TRINITY	9	8	3	\$49,172.43	4	\$1,597.42	\$31,572.00	\$50,769.85
TYLER	18	16	1	\$6,692.91	25	\$13,928.00	\$32,052.57	\$20,620.91
UPSHUR	40	36	9	\$40,885.59	6	\$1,066.00	\$76,959.78	\$41,951.59
UPTON	0	0	0	\$844.76	0	\$0.00	\$8,903.03	\$844.76
UVALDE	27	20	9	\$21,577.59	1	\$195.00	\$77,960.53	\$21,772.59
VAL VERDE	20	19	4	\$99,078.07	6	\$1,419.36	\$163,655.63	\$100,497.43
VAN ZANDT	83	69	15	\$457,914.68	2	\$633.00	\$153,496.91	\$458,547.68
VICTORIA	108	92	24	\$455,731.45	66	\$33,232.30	\$282,544.26	\$488,963.75
WALKER	18	19	5	\$108,182.67	2	\$783.00	\$251,368.32	\$108,965.67
WALLER	28	27	3	\$157,670.43	19	\$4,371.88	\$147,874.13	\$162,042.31
WARD	10	8	4	\$31,608.67	3	\$1,177.00	\$68,579.99	\$32,785.67
WASHINGTON	25	24	1	\$75,758.84	0	\$0.00	\$132,105.10	\$75,758.84
WEBB	414	211	104	\$365,638.77	0	\$0.00	\$537,445.12	\$365,638.77
WHARTON	36	38	4	\$151,630.27	3	\$1,296.00	\$161,315.11	\$152,926.27
WHEELER	8	6	2	\$27,683.52	0	\$0.00	\$57,641.51	\$27,683.52
WICHITA	147	122	28	\$522,822.95	91	\$24,669.13	\$366,281.19	\$547,492.08
WILBARGER	14	9	5	\$52,510.23	0	\$0.00	\$75,349.20	\$52,510.23
WILLACY	15	11	6	\$17,454.85	0	\$0.00	\$44,538.15	\$17,454.85
WILLIAMSON	229	230	33	\$444,160.62	43	\$19,807.68	\$860,176.90	\$463,968.30
WILSON	34	31	9	\$74,466.01	1	\$195.00	\$94,165.46	\$74,661.01
WINKLER	2	2	1	\$2,739.61	0	\$0.00	\$30,179.31	\$2,739.61
WISE	38	34	7	\$110,173.99	8	\$3,200.22	\$272,204.35	\$113,374.21
WOOD	64	50	12	\$64,056.18	12	\$2,865.00	\$117,191.47	\$66,921.18
YOAKUM	10	10	1	\$8,640.07	0	\$0.00	\$32,229.48	\$8,640.07
YOUNG	15	14	3	\$49,394.36	5	\$1,029.75	\$79,087.62	\$50,424.11
ZAPATA	23	10	4	\$29,847.89	0	\$0.00	\$30,359.42	\$29,847.89
ZAVALA	23	26	3	\$110,884.96	0	\$0.00	\$44,155.13	\$110,884.96
OUT OF STATE	169	29	132	\$171,416.84	0	\$0.00	\$0.00	\$171,416.84
NO COUNTY	126	0	1	\$0.00	0	\$0.00	\$0.00	\$0.00

## CVC FUND HISTORY & HIGHLIGHTS

In 1979, the Texas Legislature passed the Crime Victims' Compensation Act, which created the Compensation to Victims of Crime Fund (Fund) and the Crime Victims' Compensation Program (CVC). The primary purpose of the Fund is to encourage greater victim participation in the apprehension and prosecution of criminals, and to reimburse innocent victims for certain out-of-pocket expenses incurred as a result of the crime.

CVC was initially administered by the Texas Industrial Accident Board, later known as the Workers' Compensation Commission. The Office of the Attorney General (OAG) performed the limited role of investigating claims. In 1991, the entire program and staff were moved to the OAG and the Crime Victims' Compensation Division was created.

CVC's ability to provide financial assistance to crime victims has always been related to the solvency of the Fund. The majority of the revenue for the Fund comes directly from convicted offenders in the form of court costs and other fees. In early 1993, the financial soundness of the Fund was jeopardized when requests for victim compensation exceeded the amount of funds that had been accrued from court costs and fees. As a result, CVC reduced compensation payments to service providers by 40%. In 1993, the Legislature passed a bill that increased the amount of court costs and fees going into the Fund. Within one year, CVC was financially able to reimburse victim service provider payments at 100%. As a result of the increase in court costs and fees, the Fund balance began to increase – exceeding the amount of payments to victims – resulting in a surplus.

In 1997, the Fund became a constitutionally dedicated account to be used only for the purpose of providing victim-related compensation or assistance. In addition, the Legislature amended the Texas Code of Criminal Procedure to authorize the OAG to use monies appropriated from the Compensation to Victims of Crime Fund for grants and contracts supporting victim related services or assistance. During this time, the Fund continued to experience exceptional revenue growth. As the balance in the Fund began to increase, the Legislature expanded compensation benefits offered to crime victims and increased the maximum award amount on claims. As a result, CVC offered benefits for catastrophic injuries, crime scene clean-up, as well as relocation expenses for victims of family violence and sexual assault in their residence.

In 2001, the Legislature appropriated funds to the OAG for the purpose of providing grants to a broad range of victim-related service organizations. Victim services such as domestic violence shelters, rape crisis centers, hotlines, victim advocacy, education, assistance with CVC applications and other victim-related services were available as a result of these

partnerships and grants. The ability to offer grants to victim service providers reflected the intent of the Fund by continuing to expand the types of services and benefits offered to victims of crime. However, beginning with the 2000-2001 biennium, legislative appropriations from the Fund began to exceed revenues, causing concern about whether the Fund would remain solvent.

In January of 2004, Attorney General Abbott convened a diverse group of Texas' leading victim advocates, representing thousands of crime survivors, for their suggestions and recommendations to help protect and ensure the solvency of the Fund. Their objective was to develop recommendations that addressed the needs and concerns of all types of crime victims throughout the state of Texas. In January of 2005, General Abbott submitted recommendations on their behalf to the Legislature.

The Legislature acted on these and other recommendations by passing legislation that will increase Fund revenue in years to come. Specifically, changes to the laws governing restitution will now emphasize that the Fund is an eligible recipient of court-ordered restitution, allowing for a court to order an offender to pay restitution directly to the Fund for any amounts paid from the Fund on behalf of a victim. Another change to the laws governing restitution will allow for a one-time fee of \$12 to be assessed on an offender who pays court ordered restitution in installments. The Fund will receive \$6 and the court that assessed the fee will retain the remaining \$6. The new fee takes effect January 1, 2006. Legislation was also passed that requires certain counties and municipalities to implement a court cost collection program to increase the collection rate of outstanding court costs and fees. Because these fees are the main source of Fund revenue, this change in the law will have a meaningful impact on the Fund. While the changes made in the 2005 session represent a positive change, much more still needs to happen to ensure the long term solvency of the fund.

As we conclude another fiscal year of providing victim compensation, victim benefits, and grants for victim-related services and assistance, we realize that the ability to continue providing these services depends heavily on the Texas Legislature. Without their continued support, the solvency of the Fund would remain in jeopardy. We look forward to working with the Legislature to continue providing much needed assistance to those most in need — victims of violent crime.

	1998-1999	2000-2001	2002-2003	2004-2005	2006-2007
<b>Attorney General:</b>					
Crime Victims' Compensation	64,804,393	69,631,822	112,292,964	101,818,139	138,703,928
Crime Victims' Institute (OAG)	-	841,921	688,522	-	-
<b>Victim Assistance:</b>					
Victim Coordinator/Liaison Grants	-	2,000,000	4,806,800	4,788,486	4,814,613
Statewide Victim Notification System	-	-	7,149,690	7,149,690	6,944,857
Sexual Assault and Crisis Prevention	-	1,000,000	7,318,238	13,930,604	13,499,228
Other Victim Assistance Grants	-	-	20,000,000	20,724,500	20,951,493
Children's Advocacy Centers	-	2,749,516	7,998,006	7,998,006	7,998,006
CASA	1,000,000	3,000,000	4,000,000	6,000,000	6,000,000
Legal Services Grants	-	-	5,000,000	5,000,000	5,000,000
Sexual Assault Services Grant (TAASA)	-	500,000	750,000	750,000	750,000
<b>Victim Assistance Sub Total:</b>	<b>1,000,000</b>	<b>9,249,516</b>	<b>57,022,734</b>	<b>66,341,286</b>	<b>65,958,197</b>
<b>Attorney General Total:</b>	<b>65,804,393</b>	<b>79,723,259</b>	<b>170,004,220</b>	<b>168,159,425</b>	<b>204,662,125</b>
<b>Other Agencies:</b>					
SHSU - Crime Victims' Institute	-	-	-	595,065	-
TDCJ - BIPP	-	1,900,000	2,500,000	2,500,000	-
TDCJ - Victim Services	-	2,800,000	2,880,664	2,965,550	2,878,636
DHS - Family Violence Shelters	3,600,000	8,600,000	30,712,664	34,693,696	-
DPRS - Foster Care & Adult Prot. Svc.	-	-	31,965,418	65,565,418	-
ERS - Peace Officer Death Benefit	-	-	-	5,479,902	5,281,927
OCA - Foster Care Courts Program	-	-	2,150,000	2,197,404	-
<b>Other Agencies Total:</b>	<b>3,600,000</b>	<b>13,300,000</b>	<b>70,208,746</b>	<b>113,997,035</b>	<b>8,160,563</b>
<b>FUND 469 APPROPRIATIONS TOTAL:</b>	<b>69,404,393</b>	<b>93,023,259</b>	<b>240,212,966</b>	<b>282,156,460</b>	<b>212,822,688</b>

The History of Appropriations chart reflects appropriations from the Compensation to Victims of Crime Fund (Fund 469) to the Office of Attorney General and/or other state agencies during the past five biennia.

Appropriations to other state agencies that deliver or fund victim-related services or assistance are authorized under 56.541 (c), Tx. Code of Criminal Procedure.



**EXECUTIVE SUMMARY**

In cooperation with the Texas Legislature, the Office of the Attorney General (OAG) provides vital support to victims of crime through grants and contracts awarded to numerous local and statewide victim assistance programs throughout Texas. These awards demonstrate the continued commitment of the Office of the Attorney General to cultivating a compassionate environment where the needs of crime victims are promptly identified and effectively met in large and small communities. Working in partnership with local agencies and non-profit organizations dedicated to these values, the OAG continues to focus on minimizing the physical and emotional trauma experienced by children and adults who are victimized by criminal activity. The fiscal support provided by the OAG helps to empower communities to develop strong local networks reflective of the needs of their respective crime victim populations.

The Texas Code of Criminal Procedure, Article 56.541, authorizes the OAG to use monies appropriated from the Compensation to Victims of Crime Fund for grants and contracts supporting victim-related services or assistance. The OAG administers the following eight victim assistance grant programs as authorized by the Legislature:

- Other Victim Assistance Grants (OVAG)
- Victim Coordinator and Liaison Grants (VCLG)
- Sexual Assault Prevention and Crisis Services Programs (SAPCS)
- Statewide Automated Victim Notification System (Texas VINE)
- Court Appointed Special Advocates (CASA)
- Children's Advocacy Centers (CAC)
- Crime Victim Civil Legal Services Grants (CVCLS)
- Sexual Assault Services Program Grant (TAASA)

In Fiscal Year 2005, the OAG awarded \$36,441,598 to organizations that provide vital victim services in the state of Texas. In addition, the OAG used a total of \$1,922,083 (5.0%) in administrative costs for the oversight and administration of these grants. These direct and indirect administrative costs include salaries, travel, operating expenses and the costs associated with audit and monitoring activities performed by CPA firms to ensure compliance with state and federal guidelines.

**AUDIT AND OVERSIGHT ACTIVITIES**

All programs are carefully monitored to ensure the effective use of dollars awarded to the local and statewide programs. To achieve 100% audit and oversight of the OVAG, VCLG, and SAPCS grantees, the OAG conducted one or more of the following:

- OAG program staff monitored monthly invoices, financial status and program performance reports.
- External CPA firms conducted financial and programmatic monitoring using agreed upon procedures.
- The Internal Audit Division of the OAG performed desk audit reviews of some local programs using agreed upon procedures.
- OAG program staff monitored programs on site and provided technical assistance.

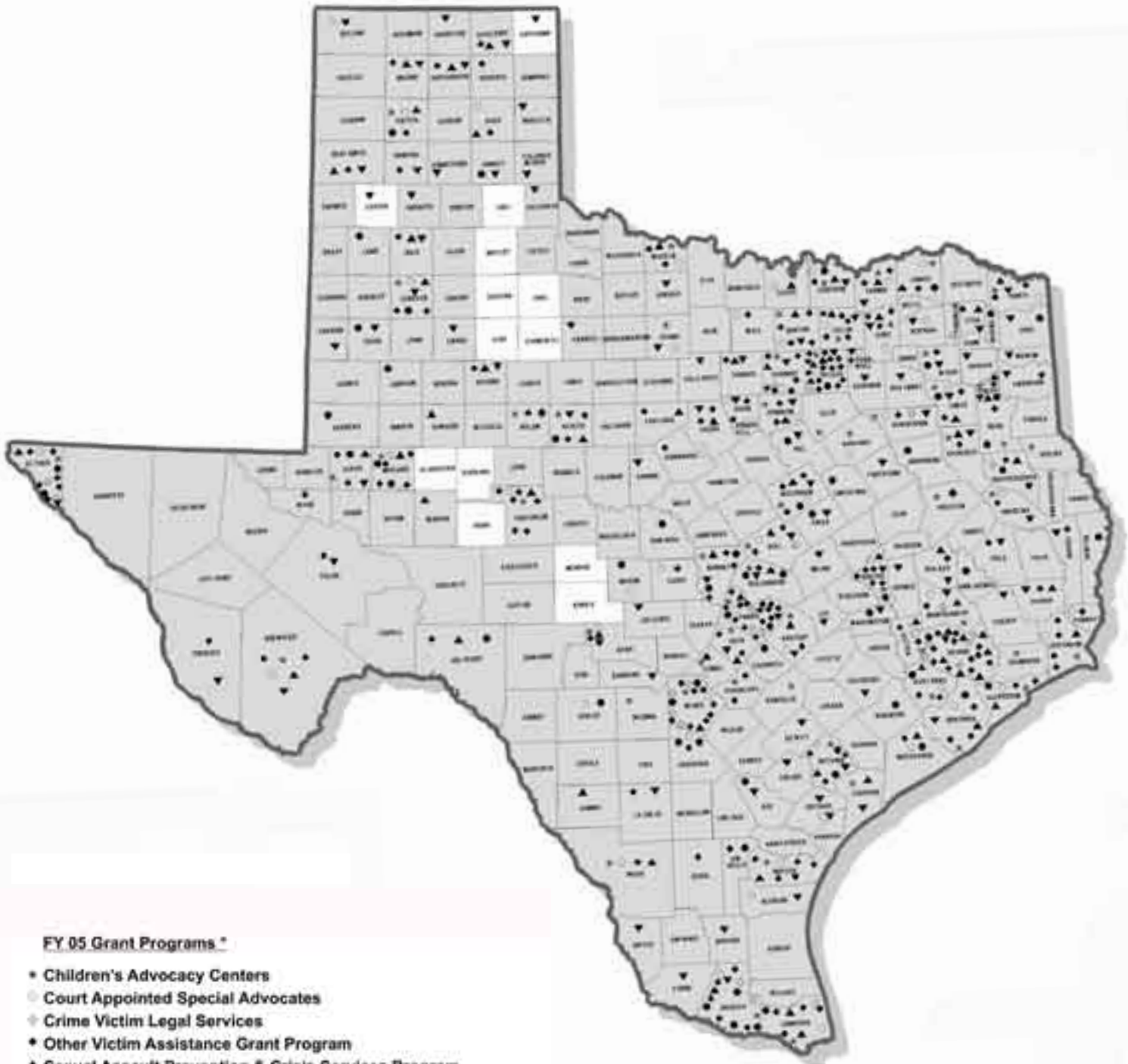
Other grant programs are subject to equally strict monitoring and oversight activities, as dictated in contracts with those entities administering grant funds on behalf of the OAG and outlined on subsequent pages within this report.

**FY 2005 VICTIM ASSISTANCE GRANTS**

<b>PROGRAM NAME</b>	<b>DOLLARS AWARDED</b>	<b>NUMBER OF GRANTS AWARDED</b>
OVAG	\$10,585,177	203
VCLG	\$2,341,280	64
SAPCS	\$10,318,615	81
Texas VINE	\$3,170,378	102
CASA	\$3,152,145	60
CAC	\$3,999,003	60
CVCLS	\$2,500,000	22
TAASA	\$375,000	1
<b>TOTAL</b>	<b>\$36,441,598</b>	<b>593</b>



**GRANT FUNDING & COMPENSATION BY COUNTY**



**FY 05 Grant Programs \***

- Children's Advocacy Centers
- Court Appointed Special Advocates
- ◇ Crime Victim Legal Services
- Other Victim Assistance Grant Program
- ▲ Sexual Assault Prevention & Crisis Services Program
- Sexual Assault Nurse Examiner Training Services
- ▼ Statewide Automated Victim Notification Service (Texas VINE)
- Victim Coordinator and Liaison Grant Program

**OTHER VICTIM ASSISTANCE GRANTS**

**O**ne evening, a young woman was ordered to perform household chores by her abuser. When she did not respond fast enough, the abuser burned her face with an iron. She suffered first and second degree burns to half of her face. The victim fled her home. After enduring many years of physical and emotional abuse, she finally found safety at The Family Place, an emergency shelter. An advocate at the shelter helped the victim receive treatment from a local burn unit for her physical injuries, as well as crisis counseling, information and referrals, financial assistance for her medical treatments, and a safe place to live. Since her admission to the shelter, the victim has gained confidence and self-esteem. Her face is healing and she is now eager to seek housing and new employment away from her abuser.

**THE PURPOSE**

The purpose of the Other Victim Assistance Grant (OVAG) program is to support services that address the unmet needs of victims of violent crime.

**GUIDELINES FOR SELECTION**

The OVAG program rules and regulations are set forth in the Texas Administrative Code, Title I, Part 3, Chapter 60. The OAG awards OVAG funds through a competitive application process. Eligible applicants must be a governmental entity or maintain legal status as a 501(c)(3) non-profit organization. To be considered for funding, applicants must demonstrate within their grant proposals an ability and willingness to effectively provide direct victim services. Other vital services for which funding is allowed, in addition to direct victim services, include:

- Victim services training
- Public Awareness regarding victim assistance
- Emergency funds for victims
- Other support for victim services as determined by the OAG

Applications were carefully evaluated and scored in FY 2004 by a team of internal OAG staff. Scoring was based on information and documentation provided by the applicants, including a description of project activities, project objectives and outcomes, and proposed project budgets. Continued funding for FY 2005 was granted after a review of each program's prior year performance. The OAG evaluated the programmatic and financial performance of all grantees.

**AWARDS**

For FY 2005, the OAG awarded 203 grants totaling \$10,585,177. These grants went to a variety of non-profit organizations and local government entities committed to providing crime victim services throughout Texas.

**SUMMARY OF REPORTS AND EFFECTIVENESS**

OVAG-funded programs served 52,563 victims of crime. These victims received 38,251 hours of therapy and 40,435 advocacy services during FY 2005. Additionally, victims received assistance with applying for Crime Victims' Compensation in 11,182 instances and information about victims' rights and available community resources in 67,977 instances.

**Types of Victimization (OVAG Grants)**

- Family Violence - 39%
- Sexual Assault - 25%
- Other Violent Crime\* - 18%
- Child Physical Abuse & Neglect 11%
- Assault - 7%

\* Other Violent Crime consists of DUI/DWI, survivors of homicide victims, hate bias crimes, and other violent crimes.

**T** *The family of a homicide victim traveled from Brownsville to Midland to meet with a counselor and the Crime Victim Liaison with the Midland Police Department. The family had not received details about the murder, so the Victim Services Office sensitively disclosed new and difficult information about the crime committed against their loved one. Lodging was provided in a nearby hotel so the family could rest and be accessible for information. The Crime Victim Liaison worked closely with the victim's wife to submit a CVC application and with a funeral home in Brownsville to initiate the process of having the husband's body transported back to Brownsville.*

### Types of Victimization (VCLG Grants)

Family Violence - 40%  
 Assault - 22%  
 Other Violent Crime\* - 21%  
 Sexual Assault - 13%  
 Child Physical Abuse  
 & Neglect - 4%

#### THE PURPOSE

The purpose of the Victim Coordinator and Liaison Grants (VCLG) is to support statutorily required Victim Coordinator/Liaison positions for local law enforcement agencies and prosecutor offices. The law enforcement liaisons and prosecutor coordinators funded by these grants provide direct services to victims of crime by assisting with crime victim compensation and other statutory rights.

#### GUIDELINES FOR SELECTION

The VCLG program rules and regulations are set forth in the Texas Administrative Code, Title 1, Part 3, Chapter 60. The OAG awards VCLG funds through a competitive application process for the provision of direct services to victims of crime.

Applications were carefully evaluated and scored in FY 2004 by a team of internal OAG staff. Scoring was based on information and documentation provided by the applicants, including a description of project activities, project objectives and outcomes, and proposed project budgets. Continued funding for FY 2005 was granted after a review of each program's prior year performance. The OAG evaluated the prior year's programmatic and financial performance of all grantees.

#### AWARDS

For FY 2005, the OAG awarded 64 VCLG grants totaling \$2,341,280. These grants went to:

- 47 Prosecutor's Offices
- 11 Police Departments
- 6 Sheriff's Offices

#### SUMMARY OF REPORTS AND EFFECTIVENESS

VCLG funded programs served 24,077 victims of crime in FY 2005. These victims received 6,678 crisis intervention services and 16,321 advocacy services. Additionally victims received assistance with applying for Crime Victims' Compensation in 5,440 instances, help with completion of victim impact statements in 4,332 instances, and information about victims' rights and available community resources in 35,773 instances.

**\* Other Violent Crime consists of DUI/DWI, survivors of homicide victims, hate bias crimes, and other violent crimes.**

**SEXUAL ASSAULT PREVENTION & CRISIS SERVICES GRANTS**

**S** Sara was sexually assaulted at her school. She was fearful of the perpetrators because they had threatened her and her family, and told her not to report the assault. Despite the threats of retaliation, she did make the report. Though the sexual assault charge was not pursued due to a lack of evidence, the local rape crisis center stepped in to provide short-term individual counseling for Sara at her school. As the counseling progressed, Sara found personal strength through the support and encouragement of the counselor. From feeling overwhelmed, discredited and unheard to resuming control over her life, Sara credits the support of the local rape crisis center for making her recovery a reality.

**THE PURPOSE**

The purpose of the Sexual Assault Prevention and Crisis Services (SAPCS) grants is to support local and statewide programs that are addressing the problem of sexual assault through direct services, training, and education.

**GUIDELINES FOR SELECTION**

The SAPCS program rules and regulations are set forth in the Texas Administrative Code, Title I, Part 3, Chapter 62. Funds to local sexual assault programs are awarded via contract with the OAG. To be eligible to receive SAPCS funding, applicants must be a 501(c)(3) non-profit organization or governmental entity that offers the required basic services for at least nine months prior to receiving an award. These basic services include:

- 24-hour hotline
- Crisis intervention
- Accompaniment to medical facilities, law enforcement and prosecutor offices
- Public education
- Professional training
- Volunteer training

Sexual assault programs in good standing are generally refunded each biennium. As funds are available, new programs meeting the above criteria are awarded contracts through a competitive application process. Historically, applications have been scored based on population and geographic area served, demonstrated need for services, and stability of the organization.

**AWARDS**

In FY 2005, the OAG awarded 81 contracts totaling \$10,318,615:

- 76 contracts were awarded to local sexual assault programs across the state to provide victim services, education and training to communities and professionals, and sexual assault prevention services.
- 1 contract with the Texas Association Against Sexual Assault (TAASA) provided training and technical assistance to local sexual assault programs and supported a statewide public awareness campaign.
- 4 contracts for sexual assault nurse examiners training services.

**SUMMARY OF REPORTS AND EFFECTIVENESS**

In FY 2005, local sexual assault centers reported providing services to 37,245 survivors in 235 counties. Of these survivors:

- 14.6% were male, 85.3% were female, and for 0.1% the sex was unknown.
- 57.1% were adults; 29.0% were children; and for 13.9% the age was unknown.

These programs also presented 17,631 education and training sessions to 880,637 community members, students, and professionals.

<b>TYPE OF SERVICE</b>	<b>NUMBER OF SERVICES</b>
Individual Counseling	62,721
Survivor Accompaniment	12,401
Crisis Intervention	30,982
Sexual Assault Hotline Calls	70,161



**SEXUAL ASSAULT NURSE EXAMINER (SANE) PROGRAM**

**T** *“The partnership with Sexual Assault Nurse Examiners trained by the Office of the Attorney General and the Child Advocacy Center is phenomenal. Because of this collaborative agreement, I have been able to successfully prosecute in excess of 50 cases since 1999.”*

– Linda Kay Russell  
Shelby County District Attorney

**S** *“SANEs provide comprehensive care for sexual assault victims. This means the patient’s bio-psychosocial needs are met. We take care of the patient through recognition and treatment of physical injuries. We assess for psychological trauma and treat or refer as necessary. We also provide family and loved ones with referrals for counseling, and we collect evidence.”*

– Laurie Charles RN  
SANE Program Coordinator  
San Antonio

**THE PURPOSE**

The purpose of the Sexual Assault Nurse Examiner (SANE) program is to train and certify registered nurses to perform medical/forensic exams when a patient indicates he/she has been sexually assaulted. SANEs offer services to sexual assault patients regardless of age or gender. The Sexual Assault Nurse Examiners provide:

- compassionate and sensitive medical/forensic exams
- timely collection of evidence
- consistent care
- referral for follow-up care and counseling

**COMMUNITY DEVELOPMENT PROCESS**

The Office of the Attorney General met with 11 communities in FY 2005 to assist with the development and initiation of Sexual Assault Response Teams (SART). The OAG provides ongoing technical assistance and support to SARTs and encourages cooperative working agreements and monthly meetings. The multidisciplinary groups collaborate to support SANE programs and, in turn, to enhance prosecution. Group members include district attorneys, law enforcement, medical professionals, direct service providers, and advocacy groups. Members of the SART work together to assess community needs and to develop protocols to address the medical, forensic, and legal components of services for sexual assault victims. To date, the OAG has worked with 46 communities to form SARTs.

**SANE CERTIFICATION PROCESS**

In FY 2005, the OAG provided training in 15 different locations for 145 nurses agreeing to conduct medical/forensic exams in 24 hospitals. To be eligible for SANE training, a registered nurse must be in good standing with the Texas Board of Nurse Examiners for a minimum of two years prior to course participation. The Sexual Assault Nurse Examiner training includes classroom, clinical and courtroom components. The classroom component covers information on current laws specific to sexual assault and evidence collection, symptomology of survivors, needs of special populations, and expert/fact witness preparation. Upon completion of the training requirements, a nurse may apply to the OAG for certification as a Certified Pediatric Sexual Assault Nurse Examiner, a Certified Adult Sexual Assault Nurse Examiner, or dual certification. Sexual Assault Nurse Examiners are originally certified for a period of two years. A SANE may apply for recertification at the end of this period. SANEs are required to provide documentation of continuing education and examinations.

SANEs are a tremendous benefit to their community, providing a valuable service for the prosecution of sexual assault cases and the assistance of sexual assault survivors. After the SANE training, nurses are prepared to deliver comprehensive care to sexual assault survivors, collect forensic evidence, and provide expert testimony in court.



## STATEWIDE AUTOMATED VICTIM NOTIFICATION SYSTEM

## Texas VINE covers 87 percent of the state's population and 90 percent of the violent crime reported in Texas.

*In Houston, the mother of a homicide victim tracks the trial dates of her daughter's accused killer. In Lubbock, a granddaughter checks the bond status of the suspect who victimized her grandfather. In Mission, a pregnant woman requests jail release notification for the two individuals charged with her assault. The Texas VINE system helps make this possible by giving crime victims 24-hour access to county jail and court information.*

### Texas VINE Status

149 Total Participating Counties

134 Total Jails On-line

104 Total Courts On-line

### THE PURPOSE

The primary purpose of the Statewide Automated Victim Notification System (Texas VINE) is to establish and maintain a reliable and efficient system for notifying victims of crime about the status of their offender. The right to be notified of court proceedings upon request is a basic right afforded to victims by the Texas Constitution. The Texas Legislature allocated resources to the OAG to facilitate the implementation of a statewide automated victim notification system. In response, the OAG, through a competitive process, certified Appriss, Inc. to work directly with the Texas counties who seek to participate in the statewide program, Texas VINE.

### THE SYSTEM

Texas VINE (Victim Information and Notification Everyday) provides victims and concerned members of the community with up-to-date information about offenders' county jail custody and court status, 24 hours a day, seven days a week, 365 days a year via a single statewide toll-free telephone number 1-877-TX4-VINE.

Information is transferred from participating county databases to the national VINE Communications Center every fifteen minutes. Users register with the Texas VINE service by calling 1-877-TX4-VINE/ 1-877-894-8463 or by logging on to [www.VINELink.com](http://www.VINELink.com). Registered users are then contacted by phone or email if there is a change in status. Users may also check on status at any time by phone or by linking with the website. Trained operators are available at all times. In FY 2005, Texas VINE received 1,210,613 incoming calls, made 53,086 confirmed notification calls, and registered 59,875 new victims for notification.

### FISCAL SUPPORT

The program is completely funded through a legislative appropriation. In FY 2005, the OAG awarded 102 contracts totaling \$3,170,378. The OAG issues original and annual maintenance grant contracts to each participating county for the purpose of funding the program. At the end of FY 2005, 149 counties have elected to participate in this valuable program.

### CONTRACT MANAGEMENT

To assure that the certified vendor and the county are functioning within the requirements of the program, the OAG regularly assesses them to verify compliance with standards and protocols. This includes a review and assessment of fiscal and programmatic requirements. Various methods ranging from a desk review to a formal on-site fiscal and program audit are selectively implemented depending on the OAG assessment of risk.



## COURT APPOINTED SPECIAL ADVOCATES

*In Houston, a CASA volunteer worked tirelessly to find placements for five brothers and sisters, ranging in age from 3 to 11. During that time, seven different case workers were involved in the process, but the CASA worker remained the one constant voice, ensuring the children were not forgotten and that their needs would be met. Today all five children have been permanently placed with relatives and continue to visit regularly with their CASA friend and champion.*

### Ages of Children Served By Local CASA Programs

Ages 0-5 – 46%

Ages 6-12 – 33%

Ages 13-17 – 20%

Ages 18 + – 1%

### THE PURPOSE

The purpose of the Court Appointed Special Advocates (CASA) grant is to develop and support local CASA programs throughout Texas. CASA programs recruit, train, and provide court-appointed volunteers to advocate for the best interest of abused and neglected children involved in the legal and welfare systems.

### GUIDELINES FOR SELECTION

The Office of the Attorney General (OAG) is legislatively directed to contract with a statewide organization with expertise in the dynamics of child abuse and neglect as well as experience in operating volunteer advocate programs that provide training, technical assistance and evaluation services. The designated funds are awarded to Texas CASA, Inc., the statewide membership organization, which then contracts with local programs to provide direct victim services. The Texas Family Code, Chapter 264, Subchapter G, details the eligibility criteria for a local CASA program to receive funds from Texas CASA, Inc., as well as contract requirements. The local programs applying for funds must be a 501(c)(3) non-profit organization operating an advocate program that:

- Uses court appointed volunteers to provide for the needs of abused or neglected children;
- Provides services that encourage permanent placements for abused and neglected children;
- Has provided court-appointed advocacy services for at least two years;
- Provides court-appointed advocacy services to at least ten (10) children each month;
- Has demonstrated local judicial support; and
- Has demonstrated fiscal support from the community.

### AWARDS

For Fiscal Year 2005, the OAG awarded one contract to Texas CASA, Inc., for \$3,152,145. Texas CASA, Inc., then awarded 59 contracts totaling \$2,639,900 to local CASA programs. The balance of the award was utilized by Texas CASA, Inc., for administrative costs to oversee and support the local CASA programs.

### SUMMARY OF REPORTS AND EFFECTIVENESS

For Fiscal Year 2005, local CASA programs provided services to 18,949 children in 196 counties. Two new local CASA programs were developed and six existing programs expanded their service areas to cover additional counties. As a result, 15 new counties were served. These services were provided by 4,636 CASA volunteers. Of the children served, 9,562 were male and 9,387 were female.

- 16,072 reports were provided to the courts on the progress and well-being of children in state care.
- 1,065 volunteers were trained at local CASA programs to provide advocacy services to children in state care.
- 5,378 people received in-service training at local programs.

### AUDIT AND OVERSIGHT ACTIVITIES

To ensure accountability for these funds, the following audit and oversight activities were utilized:

- All programs submit Requests for Reimbursement that are reviewed monthly, and a desk audit is performed with each program during the first month of the grant cycle.
- Texas CASA, Inc., conducted 60 on-site quality assurance reviews in FY 2005. These reviews included assessments of the volunteer program, service provision and organizational stability of the local programs.

**SEXUAL ASSAULT SERVICES PROGRAM GRANT**

**T** TAASA's efforts to bring the issue of human trafficking to the forefront and provide educational materials [for programs] helped staff and community professionals determine appropriate roles. Understanding the complexities of human trafficking has improved our relationships with the Border Patrol and [Immigration].

- Estella DeAnda,  
Executive Director  
Women Together  
Foundation, Inc.

**THE PURPOSE**

The purpose of the Sexual Assault Services Program Grant is to provide program development, technical assistance, and training to local sexual assault programs. The grant also provides statewide training for local programs, law enforcement agencies and other victim services groups.

**GUIDELINES FOR SELECTION**

The Office of the Attorney General (OAG) is legislatively directed to contract with a statewide organization with expertise on the dynamics of sexual assault, developing informational materials and providing training for sexual assault programs and community professional groups. The designated funds are awarded to the Texas Association Against Sexual Assault (TAASA), a membership organization supporting sexual assault crisis intervention and prevention programs throughout the state.

**AWARDS**

For FY 2005, one grant totaling \$375,000 was awarded to TAASA for the Sexual Assault Services Program activities.

**SUMMARY OF REPORTS AND EFFECTIVENESS**

For Fiscal Year 2005, TAASA provided training and educational materials to the 76 sexual assault programs funded by the OAG and community professionals working with sexual assault survivors. Training for law enforcement was delivered to 740 participants representing 18 different law enforcement groups. TAASA also hosted a criminal justice conference attended by 300 professionals. TAASA distributed 14,892 fact sheets on a variety of topics concerning issues sexual assault programs must address. Other activities and educational materials provided by TAASA include:

- Created human trafficking and child sexual abuse webpage
- Created human trafficking fact sheets in English, Spanish and Vietnamese
- Created a human trafficking resource guide
- Updated Spanish language website
- Translated Spiritual Issues brochure into Spanish
- Created cyber-crime fact sheet in English and Spanish
- Created video training components for interviewing adult and adolescent sexual assault survivors
- Created a cultural competency certificate program for advocates

**AUDIT AND OVERSIGHT ACTIVITIES**

To ensure accountability for these funds, the following audit and oversight activities were utilized:

- OAG program staff monitored monthly invoices, financial status and program performance reports.
- OAG program staff approved the budget and any budget amendments, and reviewed training and educational materials prepared by TAASA.

**ADDITIONAL ACTIVITIES**

TAASA joined with the Texas Council on Family Violence to host a conference on human trafficking in May 2005. The conference was attended by 117 staff members from sexual assault and domestic violence programs.



## CHILDREN'S ADVOCACY CENTERS OF TEXAS

**T**wo sisters ages 7 and 10 came to the Guadalupe County Children's Advocacy Center because they had been sexually molested by their grandfather. Through the Center, the sisters and their mother are all receiving much-needed counseling and help with coordination of the younger sister's resulting medical care. The multi-disciplinary team at the CAC, including law enforcement and prosecutors, assisted in securing a conviction to ensure the perpetrator will never again harm these or other children.

### THE PURPOSE

The purpose of the Children's Advocacy Centers (CAC) grant program is to develop and support local child advocacy centers that offer a coordinated, multidisciplinary response to cases of suspected child physical and sexual abuse.

### GUIDELINES FOR SELECTION

The Office of the Attorney General (OAG) is legislatively directed to contract with a statewide organization with expertise in the establishment and operation of children's advocacy center programs. The designated funds are awarded to Children's Advocacy Centers of Texas, Inc. (CACTX), a statewide membership association that then contracts with local programs to provide direct services. Texas Family Code, Chapter 264, Subchapter E, directs CACTX to contract with eligible centers to enhance services of the local CAC programs. The eligibility requirements for a local CAC program to receive funds from CACTX include:

- A signed memorandum of understanding with the local agencies that investigate or prosecute child abuse cases or deliver services to child abuse victims
- A multidisciplinary team that holds regularly scheduled case reviews
- A method of statistical information gathering
- An in-house volunteer program
- Other rules pertaining to the management of contracts

### AWARDS

For Fiscal Year 2005, the OAG awarded one contract to CACTX for \$3,999,003. CACTX then awarded 59 contracts totaling \$3,459,114 to local CAC programs. The balance of the award was utilized by CACTX for administrative costs to oversee and support the local CAC programs.

### SUMMARY OF REPORTS AND EFFECTIVENESS

For Fiscal Year 2005, local CAC programs provided full services in 144 counties and limited services to an additional 106 counties, 35 other states, and 6 other countries. The local CACs provided services to 28,234 children, an increase of 6.7% from last year. Of these, 33% were male and 67% were female.

- 25,803 forensic interviews were conducted.
- 22,679 child abuse cases were reviewed by multidisciplinary teams.
- 18,944 mental health services were provided for alleged child abuse victims and their families.

### AUDIT AND OVERSIGHT ACTIVITIES

To ensure accountability for these funds, the following audit and oversight activities were utilized:

- OAG program staff reviewed and approved the budget and any budget amendments, and reviewed and analyzed the performance reports submitted by CACTX. These reports encompass all of the local programs funded through this contract.
- CACTX made 28 on-site quality assurance reviews in FY 2005. Technical assistance visits were made to six (6) additional programs.
- CACTX reviewed the statistical reports submitted by local programs every quarter and closely reviewed and approved requests for reimbursements from the local programs.

### Ages of Children Served By Local CAC Programs

Ages 0-5 – 29%

Ages 6-12 – 49%

Ages 13-17 – 22%

Ages 18+ – 1%

**CRIME VICTIM CIVIL LEGAL SERVICES GRANTS**

**S** Sarah's mother was shot and killed by her abusive ex-husband. After the abuser was arrested and ultimately convicted of murder, Sarah sought conservatorship of her two minor brothers, who were left without an appropriate legal guardian. In two separate court actions, Lone Star Legal Aid advocated on Sarah's behalf. As a result, the court named Sarah as sole managing conservator of her two minor brothers and the abuser was restrained from having any access to the boys.

**THE PURPOSE**

The Crime Victim Civil Legal Services Grants were authorized by the Legislature to increase the availability of free and affordable civil legal services for victims of crime, such as protective orders, housing, disability benefits and other legal assistance.

**GUIDELINES FOR SELECTION**

The Office of the Attorney General (OAG) entered into an interagency contract with the Texas Supreme Court to support the Crime Victim Civil Legal Services Grants. The Texas Supreme Court contracts with the Texas Equal Access to Justice Foundation (TEAJF) to handle the administrative management of these funds. The requirements for selecting recipient programs are set forth in the Order of the Court establishing TEAJF as the administrator of these funds. To be eligible to apply for these funds, a program must:

- Be a 501(c)(3) non-profit organization;
- Provide victim-related civil legal services to victims, immediate family members of victims or claimants;
- Provide services based on persons meeting certain income eligibility requirements;
- Maintain open records;
- Conduct open meetings; and
- Be in compliance with other policies adopted by the Court and Foundation.

TEAJF awards these funds to eligible local programs through a competitive grant application process. TEAJF staff carefully evaluates applicants on their history with TEAJF, including compliance and on-site evaluations, and makes program selection recommendations to the Board of Directors. The Board reviews these recommendations and considers such factors as ability to provide proposed services, underserved populations or areas of the state, and the potential for duplication of services. New applicants make oral presentations to the TEAJF Board of Directors on the organization and the services they propose to provide.

**AWARDS**

For Fiscal Year 2005, the OAG awarded one contract to the Supreme Court of Texas for \$2,500,000. The Texas Equal Access to Justice Foundation, which administers this program for the Court, then awarded 22 grants totaling \$2,412,500 for crime victim civil legal services in Texas. The balance of the award was utilized by TEAJF for administrative costs to oversee and support the local civil legal service programs. These programs include four grants that provide services statewide and nineteen grants that provide local services.

**SUMMARY OF REPORTS AND EFFECTIVENESS**

For Fiscal Year 2005, local and statewide programs served 17,968 victims of crime in 203 counties. These funds have continued to cultivate a collaborative environment for the growing network of Legal Aid providers and the victim service agencies. Programs continue to address the growing problem of human trafficking and the extremely diverse services necessary to assist these victims.

**AUDIT AND OVERSIGHT ACTIVITIES**

To ensure accountability for these funds, the following audit and oversight activities were utilized:

- OAG program staff reviewed financial and programmatic reports submitted on a quarterly basis by the Supreme Court of Texas. These reports encompass the financial expenditures and performance of all the local programs funded through this contract.
- Additionally, all grantees received one or more of the following by TEAJF staff: on-site program monitoring; review of quarterly fiscal and programmatic productivity reports; review of annual audit; and/or review of annual report of services and self assessment.





**VICTIM ASSISTANCE PROGRAMS FUNDED BY COUNTY**

<b>KEY - VICTIM ASSISTANCE PROGRAMS FUNDED BY COUNTY</b>	
<b>CAC- Children's Advocacy Centers</b>	
<b>CASA - Court Appointed Special Advocates</b>	
<b>CVCLS - Crime Victim Civil Legal Services Grant Program</b>	
<b>OVAG - Other Victim Assistance Grant Program</b>	
<b>SANE - Sexual Assault Nurse Examiner Training Services</b>	
<b>SAPCS - Sexual Assault Prevention &amp; Crisis Services Program</b>	
<b>TAASA - Sexual Assault Services Program Grant</b>	
<b>VINE - Statewide Automated Victim Notification System</b>	
<b>VCLG - Victim Coordinator &amp; Liaison Grant Program</b>	

<b>Anderson</b>		<b>\$32,826</b>
Anderson County Criminal District Attorney's Office	VCLG	\$32,826
<b>Andrews</b>		<b>\$30,000</b>
Andrews District and County Attorney	VCLG	\$30,000
<b>Angelina</b>		<b>\$154,898</b>
Angelina Alliance for Children, Inc.	CAC	\$39,257
Angelina County CASA	CASA	\$39,453
Angelina County Community Supervision & Corrections Department	OVAG	\$38,952
Angelina County VINE	VINE	\$37,236
<b>Aransas</b>		<b>\$38,736</b>
Aransas County VINE	VINE	\$38,736
<b>Archer</b>		<b>\$11,632</b>
Archer County VINE	VINE	\$11,632
<b>Armstrong</b>		<b>\$11,632</b>
Armstrong County VINE	VINE	\$11,632
<b>Atascosa</b>		<b>\$141,283</b>
Atascosa County Attorney	VCLG	\$39,400
Atascosa County District Attorney's Office	OVAG	\$26,167
Atascosa County District Attorney's Office	VCLG	\$42,044
CASA of South Texas	CASA	\$33,672
<b>Bandera</b>		<b>\$7,755</b>
Bandera County VINE	VINE	\$7,755
<b>Bastrop</b>		<b>\$278,021</b>
Bastrop County VINE	VINE	\$6,290
Bastrop County Women's Shelter, Inc.	OVAG	\$51,000
Bastrop County Women's Shelter, Inc.	SAPCS	\$122,658
CASA of Bastrop County	CASA	\$45,486
Children's Advocacy Center of Bastrop County Texas	CAC	\$52,587
<b>Bee</b>		<b>\$71,725</b>
Bee County District Attorney's Office	VCLG	\$56,000
Bee County VINE	VINE	\$15,725

<b>Bell</b>		<b>\$424,510</b>
Bell County VINE	VINE	\$24,802
CASA of Bell County	CASA	\$28,293
Children's Advocacy Center of Central Texas, Inc.	CAC	\$67,772
Families in Crisis, Inc.	OVAG	\$48,875
Families in Crisis, Inc.	SAPCS	\$173,768
Lone Star Legal Aid	OVAG	\$51,000
Scott & White	SANE	\$30,000
<b>Bexar</b>		<b>\$1,152,497</b>
Alamo Area Rape Crisis Center	SAPCS	\$367,433
Alamo Children's Advocacy Center	CAC	\$137,111
Alamo Children's Advocacy Center	OVAG	\$51,000
Bexar County Criminal District Attorney's Office	VCLG	\$37,974
Bexar County Sheriff's Office	VCLG	\$37,417
Catholic Charities, Archdiocese of San Antonio Immigration Services	CVCLS	\$15,000
Catholic Charities, Archdiocese of San Antonio Immigration Services	OVAG	\$54,254
Child Advocates San Antonio	CASA	\$71,912
Child Advocates San Antonio	OVAG	\$40,032
Family Service Association of San Antonio, Inc.	OVAG	\$47,383
Family Violence Prevention Services	CVCLS	\$45,000
Family Violence Prevention Services	OVAG	\$51,000
JOVEN	OVAG	\$50,993
Lawyers' Committee for Civil Rights	CVCLS	\$15,000
Rape Crisis Center for Children & Adults	OVAG	\$51,000
St. Mary's Immigration Clinic	CVCLS	\$30,000
St. Peter St. Joseph Children's Home	OVAG	\$49,988
<b>Bowie</b>		<b>\$218,981</b>
Bowie County VINE	VINE	\$8,627
CASA of Northeast Texas	CASA	\$24,182
Domestic Violence Prevention, Inc.	OVAG	\$51,000
Domestic Violence Prevention, Inc.	SAPCS	\$58,066
Northeast Texas CASA, Inc.	CAC	\$42,210
Northeast Texas CASA, Inc.	OVAG	\$34,896
<b>Brazoria</b>		<b>\$394,247</b>
Brazoria County District Attorney's Office	VCLG	\$35,742
Brazoria County VINE	VINE	\$75,920
CASA of Brazoria County	CASA	\$24,875
Children's Foundation of Brazoria County	CAC	\$51,305
City of Pearland	OVAG	\$50,406
Women's Center of Brazoria County, Inc.	OVAG	\$51,000
Women's Center of Brazoria County, Inc.	SAPCS	\$55,385
Youth and Family Counseling Services	OVAG	\$49,614
<b>Brazos</b>		<b>\$376,081</b>
Brazos County Community Supervision and Corrections Department	OVAG	\$14,628
Brazos County Rape Crisis Center, Inc.	OVAG	\$42,861
Brazos County Rape Crisis Center, Inc.	SAPCS	\$61,500
Brazos County VINE	VINE	\$10,783
CASA of Brazos Valley	CASA	\$35,735
City of Bryan Police Department	VCLG	\$30,402
Scotty's House Brazos Valley		



**FUNDED VICTIM ASSISTANCE PROGRAMS BY COUNTY**

Child Advocacy Center	CAC	\$53,192	Crisis Center of Anderson and Cherokee Counties	CAC	\$40,870
Scotty's House Brazos Valley			<b>Childress</b>		<b>\$6,785</b>
Child Advocacy Center	OVAG	\$41,048	Childress County VINE	VINE	\$6,785
Twin City Mission	OVAG	\$44,850	<b>Collin</b>		<b>\$548,245</b>
Voices for Children, Inc.	OVAG	\$41,082	CASA of Collin County	CASA	\$59,021
<b>Brewster</b>		<b>\$243,850</b>	CASA of Collin County	OVAG	\$30,932
Brewster County VINE	VINE	\$25,192	City of Plano Police Department	OVAG	\$20,000
Children's Advocacy Center of the Big Bend	CAC	\$34,734	Collin County Children's Advocacy Center	CAC	\$69,933
Family Crisis Center of the Big Bend, Inc.	OVAG	\$51,000	Collin County Children's Advocacy Center	OVAG	\$51,000
Family Crisis Center of the Big Bend, Inc.	SAPCS	\$78,533	Collin County VINE	VINE	\$12,940
Frontier CASA., Inc.	CASA	\$22,965	Family Services of Plano	OVAG	\$50,568
Frontier CASA., Inc.	OVAG	\$31,426	Hope's Door	OVAG	\$51,000
<b>Burnet</b>		<b>\$442,143</b>	Rape Crisis Center of Collin County, Inc.	SAPCS	\$202,851
33rd Judicial District Attorney, Victim Services Division	OVAG	\$21,667	<b>Collingsworth</b>		<b>\$21,810</b>
Brooks County VINE	VINE	\$26,692	Collingsworth County VINE	VINE	\$21,810
Brown County VINE	VINE	\$5,032	<b>Colorado</b>		<b>\$36,236</b>
Burnet County Attorney's Office	VCLG	\$32,342	Colorado County VINE	VINE	\$36,236
Burnet County Sheriff's Office	VCLG	\$39,400	<b>Comal</b>		<b>\$155,366</b>
Burnet County VINE	VINE	\$7,755	CAC of Comal County	CAC	\$33,284
CASA in the Heart of Texas	CASA	\$29,081	Comal County Family Violence Shelter, Inc.	SAPCS	\$122,082
Highland Lakes Family Crisis Center, Inc.	OVAG	\$34,000	<b>Comanche</b>		<b>\$3,714</b>
Highland Lakes Family Crisis Center, Inc.	SAPCS	\$174,155	Comanche County Sheriff's Office	OVAG	\$3,714
Hill Country Children's Advocacy Center	CAC	\$39,791	<b>Cooke</b>		<b>\$78,476</b>
Hill Country Children's Advocacy Center	OVAG	\$32,228	CASA of North Texas	CASA	\$22,926
<b>Caldwell</b>		<b>\$37,600</b>	Cooke County Friends of the Family	SAPCS	\$55,550
Caldwell County Criminal District Attorney's Office	VCLG	\$37,600	<b>Dallam</b>		<b>\$40,947</b>
<b>Calhoun</b>		<b>\$109,603</b>	CASA 69	CASA	\$31,254
Calhoun County VINE	VINE	\$23,692	Dallam County VINE	VINE	\$9,693
Child Welfare Alliance of Calhoun County, Inc.	SAPCS	\$51,088	<b>Dallas</b>		<b>\$1,562,796</b>
Harbor Children's Alliance and Victim Center, The	CAC	\$34,823	Brighter Tomorrows, Inc.	OVAG	\$46,358
<b>Cameron</b>		<b>\$555,386</b>	Brighter Tomorrows, Inc.	SAPCS	\$59,674
Cameron County Children's Advocacy Center	CAC	\$58,271	Catholic Charities, Diocese of Dallas	CVCLS	\$45,000
Cameron County Children's Advocacy Center	OVAG	\$49,812	City of Cedar Hill, Police Department	OVAG	\$29,185
Cameron County District Attorney's Office	OVAG	\$20,000	City of Dallas City Attorney's Office	OVAG	\$50,976
Casa de Proyecto Libertad	CVCLS	\$30,000	City of Irving Police Department	OVAG	\$51,000
CASA of Cameron & Willacy Counties	CASA	\$35,087	City of Irving Police Department	VCLG	\$39,400
City of Harlingen Police Department	VCLG	\$23,987	Dallas CASA	CASA	\$111,626
Family Crisis Center, Inc.	OVAG	\$51,000	Dallas CASA	OVAG	\$51,000
Family Crisis Center, Inc.	SAPCS	\$190,609	Dallas Children's Advocacy Center	CAC	\$198,677
Friendship of Women, Inc.	OVAG	\$46,620	Dallas County Community Supervision and Corrections Department	OVAG	\$24,793
Friendship of Women, Inc.	SAPCS	\$50,000	Dallas County VINE	VINE	\$232,542
<b>Cass</b>		<b>\$64,092</b>	Family Place, The	OVAG	\$51,000
Cass County Criminal District Attorney	VCLG	\$39,400	Family Place, The	SAPCS	\$126,000
Cass County VINE	VINE	\$24,692	MADD Metroplex Chapter	OVAG	\$51,000
<b>Castro</b>		<b>\$4,847</b>	Neighborhood Youth and Family Counseling of Richardson, Inc.	OVAG	\$50,954
Castro County VINE	VINE	\$4,847	New Beginning Center	OVAG	\$51,000
<b>Chambers</b>		<b>\$40,453</b>	Richardson Police Department	OVAG	\$20,000
Bridgehaven Children's Advocacy Center	CAC	\$40,453	Victim Relief Ministries	OVAG	\$51,000
<b>Cherokee</b>		<b>\$178,975</b>	Victims Outreach	OVAG	\$51,000
Cherokee County Crisis Center, Inc.	OVAG	\$51,000	Victims Outreach	SAPCS	\$170,611
Cherokee County Crisis Center, Inc.	SAPCS	\$79,557	<b>Dawson</b>		<b>\$39,400</b>
Cherokee County VINE	VINE	\$7,548	106th Judicial District Attorney's Office	VCLG	\$39,400



**FUNDED VICTIM ASSISTANCE PROGRAMS BY COUNTY**

<b>Deaf Smith</b>			<b>\$109,912</b>	<b>Ellis</b>			<b>\$41,585</b>
Deaf Smith County Crisis Center, Inc.	SAPCS	\$50,000		Ellis County Children's Advocacy Center	CAC	\$41,585	
Deaf Smith County District Attorney's Office	OVAG	\$34,720		<b>Erath</b>			<b>\$179,415</b>
Deaf Smith County VINE	VINE	\$25,192		CASA for the Cross Timbers Area, Inc.	CASA	\$15,430	
<b>Denton</b>			<b>\$509,099</b>	CASA for the Cross Timbers Area, Inc.	OVAG	\$33,509	
CASA of Denton County, Inc.	CASA	\$47,894		Erath County VINE	VINE	\$5,816	
CASA of Denton County, Inc.	OVAG	\$48,358		Sherwood & Myrtie Foster Home for Children	OVAG	\$50,513	
Children's Advocacy Center for Denton County, Inc.	CAC	\$65,557		Sherwood & Myrtie Foster Home for Children	SAPCS	\$74,147	
Children's Advocacy Center for Denton County, Inc.	OVAG	\$35,676		<b>Falls</b>			<b>\$38,887</b>
Denton County Criminal District Attorney's Office	OVAG	\$12,216		Falls County District and County Attorneys' Office	VCLG	\$38,887	
Denton County Friends of the Family, Inc.	OVAG	\$51,000		<b>Fannin</b>			<b>\$216,897</b>
Denton County Friends of the Family, Inc.	SAPCS	\$199,873		Fannin County Children's Center, Inc.	CAC	\$35,613	
Denton County VINE	VINE	\$48,525		Fannin County Children's Center, Inc.	CASA	\$20,435	
<b>DeWitt</b>			<b>\$11,632</b>	Fannin County Children's Center, Inc.	OVAG	\$25,334	
DeWitt County VINE	VINE	\$11,632		Fannin County Family Crisis Center	OVAG	\$45,687	
<b>Dimmit</b>			<b>\$43,000</b>	Fannin County Family Crisis Center	SAPCS	\$63,636	
Wintergarden Women's Shelter, Inc.	SAPCS	\$43,000		Fannin County VINE	VINE	\$26,192	
<b>Donley</b>			<b>\$43,264</b>	<b>Fort Bend</b>			<b>\$380,727</b>
100th Judicial District Attorney's Office	VCLG	\$39,387		Child Advocates of Fort Bend County	CAC	\$59,704	
Donley County VINE	VINE	\$3,877		Fort Bend County Child Advocates, Inc.	CASA	\$44,498	
<b>Duval</b>			<b>\$31,555</b>	Fort Bend County Child Advocates, Inc.	OVAG	\$48,025	
Duval County Attorney's Office	OVAG	\$31,555		Fort Bend County Sheriff's Office	VCLG	\$20,000	
<b>Eastland</b>			<b>\$104,584</b>	Fort Bend County Women's Center, Inc.	OVAG	\$51,000	
Eastland County Crisis Center, Inc.	OVAG	\$34,036		Fort Bend County Women's Center, Inc.	SAPCS	\$157,500	
Eastland County Crisis Center, Inc.	SAPCS	\$70,548		<b>Franklin</b>			<b>\$64,234</b>
<b>Ector</b>			<b>\$298,274</b>	Bassinger, Kim	SANE	\$64,234	
CASA of the Permian Basin	CASA	\$40,330		<b>Freestone</b>			<b>\$4,847</b>
Ector County District Attorney's Office	VCLG	\$35,549		Freestone County VINE	VINE	\$4,847	
Ector County VINE	VINE	\$10,783		<b>Galveston</b>			<b>\$420,335</b>
Harmony Home Children's Advocacy Center	CAC	\$42,312		Advocacy Center for Children of Galveston County	CAC	\$51,930	
Harmony Home Children's Advocacy Center	OVAG	\$38,363		Advocacy Center for Children of Galveston County	OVAG	\$48,361	
Odessa Rape Crisis Center	OVAG	\$51,000		Galveston County Criminal District Attorney's Office	VCLG	\$39,400	
Odessa Rape Crisis Center	SAPCS	\$79,937		Resource and Crisis Center of Galveston	OVAG	\$51,000	
<b>El Paso</b>			<b>\$974,258</b>	Resource and Crisis Center of Galveston	SAPCS	\$203,229	
Advocacy Center for the Children of El Paso	CAC	\$83,942		Voices for Children, Inc.	CASA	\$26,415	
Advocacy Center for the Children of El Paso	OVAG	\$10,315		<b>Garza</b>			<b>\$11,147</b>
CASA of El Paso	CASA	\$50,338		Garza County VINE	VINE	\$11,147	
CASA of El Paso	OVAG	\$32,045		<b>Gillespie</b>			<b>\$7,755</b>
Center Against Family Violence	OVAG	\$50,302		Gillespie County VINE	VINE	\$7,755	
Diocesan Migrant & Refugee Services, Inc.	CVCLS	\$15,000		<b>Goliad</b>			<b>\$12,117</b>
El Paso County Sheriff's Office	VCLG	\$39,400		Goliad County VINE	VINE	\$12,117	
El Paso County VINE	VINE	\$63,416		<b>Gonzales</b>			<b>\$34,673</b>
El Paso Police Department	OVAG	\$51,000		Gonzales Regional Children's Advocacy Center	CAC	\$34,673	
El Paso Police Department	VCLG	\$38,879		<b>Gray</b>			<b>\$162,860</b>
Family Service of El Paso	OVAG	\$51,000		31st Judicial District Attorney's Office	OVAG	\$48,420	
Las Americas Refugee Asylum Project	CVCLS	\$30,000		CASA of the High Plains	CASA	\$44,316	
Sexual Trauma & Assault Response Services, Inc.	SAPCS	\$408,447		Tralee Crisis Center for Women, Inc.	SAPCS	\$70,124	
West Texas Community Supervision and Corrections Department	OVAG	\$50,174					

**FUNDED VICTIM ASSISTANCE PROGRAMS BY COUNTY**

<b>Grayson</b>			<b>\$257,728</b>	Humble Police Department	OVAG	\$7,467
CASA of Grayson County	CASA	\$25,717	Katy Christian Ministries	SAPCS	\$94,000	
Grayson County Attorney's Office	VCLG	\$39,400	La Porte Police Department	VCLG	\$40,000	
Grayson County Children's Advocacy Center	CAC	\$41,528	MADD Gulf Area Chapter	OVAG	\$51,000	
Grayson County VINE	VINE	\$17,253	Montrose Counseling Center, Inc.	OVAG	\$50,872	
Grayson County Women's Crisis Line, Inc.	OVAG	\$51,000	Montrose Counseling Center, Inc.	SAPCS	\$63,636	
Grayson County Women's Crisis Line, Inc.	SAPCS	\$82,830	New Horizon Family Center	SAPCS	\$62,667	
<b>Gregg</b>			<b>\$311,856</b>	University of Houston	CVCLS	\$30,000
East Texas CASA	CASA	\$54,655	University of Houston Law Center -			
East Texas Child Advocates, Inc.	CAC	\$46,216	Immigration Clinic	OVAG	\$49,381	
Gregg County VINE	VINE	\$10,783	Victim Assistance Center, Inc.	OVAG	\$51,000	
Kilgore Community Crisis Center, Inc.	SAPCS	\$76,318	YMCA International	CVCLS	\$30,000	
Women's Center of East Texas, Inc.	OVAG	\$51,000	<b>Harrison</b>			<b>\$57,236</b>
Women's Center of East Texas, Inc.	SAPCS	\$72,884	Harrison County Criminal District			
<b>Grimes</b>			<b>\$10,064</b>	Attorney's Office	OVAG	\$20,000
Grimes County VINE	VINE	\$10,064	Harrison County VINE	VINE	\$37,236	
<b>Guadalupe</b>			<b>\$84,982</b>	<b>Haskell</b>		
25th Judicial District Attorney's Office	OVAG	\$20,000	Haskell County VINE	VINE	\$7,755	
Guadalupe County Children's			<b>Hays</b>			<b>\$367,917</b>
Advocacy Center	CAC	\$39,920	CASA of Central Texas	CASA	\$55,059	
Guadalupe Valley Family			Hays County VINE	VINE	\$75,920	
Violence Shelter, Inc.	OVAG	\$25,062	Hays County Women's Center, Inc.	CAC	\$42,958	
<b>Hale</b>			<b>\$143,977</b>	Hays County Women's Center, Inc.	OVAG	\$51,000
Hale County Crisis Center	OVAG	\$51,000	Hays County Women's Center, Inc.	SAPCS	\$122,980	
Hale County Crisis Center	SAPCS	\$69,704	San Marcos Police Department	OVAG	\$20,000	
Hale County VINE	VINE	\$23,273	<b>Henderson</b>			<b>\$160,750</b>
<b>Hansford</b>			<b>\$8,724</b>	CASA of Trinity Valley, Inc.	CASA	\$61,085
Hansford County VINE	VINE	\$8,724	CASA of Trinity Valley, Inc.	OVAG	\$13,666	
<b>Hardin</b>			<b>\$81,703</b>	Frederich, Donna M.	SANE	\$30,000
Hardin County Crime Victims			Henderson County Help Center	CAC	\$38,746	
Assistance Center	OVAG	\$9,158	Henderson County VINE	VINE	\$17,253	
Hardin County Crime			<b>Hidalgo</b>			<b>\$1,152,565</b>
Victims Assistant Center	SAPCS	\$60,428	Cantu-Cabrera, Juana	SANE	\$30,028	
Hardin County VINE	VINE	\$12,117	CASA of Hidalgo County	CASA	\$41,426	
<b>Harris</b>			<b>\$2,138,000</b>	Children's Advocacy Center of Hidalgo County	CAC	\$95,731
Bay Area Turning Point, Inc.	OVAG	\$50,919	Children's Advocacy Center of Hidalgo County	OVAG	\$51,000	
Bay Area Turning Point, Inc.	SAPCS	\$160,640	City of McAllen Police Department	VCLG	\$39,290	
Bridge Over Trouble Waters, Inc., The	OVAG	\$50,736	City of Weslaco, Police Department	OVAG	\$20,489	
Bridge Over Trouble Waters, Inc., The	SAPCS	\$50,000	Hidalgo County District Attorney's Office	VCLG	\$39,400	
Catholic Charities-Galveston/Houston	CVCLS	\$30,000	Hidalgo County Sheriff's Department	VCLG	\$39,400	
Child Advocates	CASA	\$134,513	Hidalgo County VINE	VINE	\$75,920	
Child Advocates, Inc.	OVAG	\$51,000	Mercedes Police Department	OVAG	\$20,000	
Children's Assessment Center			Mission Police Department	OVAG	\$42,270	
Foundation, The	CAC	\$286,758	Pharr Police Department	VCLG	\$39,400	
Children's Assessment Center			San Juan Police Department	OVAG	\$41,855	
Foundation, The	OVAG	\$51,000	Texas RioGrande Legal Aid, Inc.-			
City of Houston, Office of Public Safety			Demographic	CVCLS	\$450,230	
and Drug Policy, Mayor's Anti-Gang Office	OVAG	\$51,000	Women Together Foundation, Inc.	SAPCS	\$126,126	
FamilyTime Foundation, Inc.	OVAG	\$51,000	<b>Hill</b>			<b>\$23,774</b>
FamilyTime Foundation, Inc.	SAPCS	\$79,055	Hill County Attorney's Office	VCLG	\$20,000	
Harris County VINE	VINE	\$241,914	Hill County VINE	VINE	\$3,774	
Houston Area Women's Center, Inc.	CVCLS	\$20,000	<b>Hood</b>			<b>\$116,529</b>
Houston Area Women's Center, Inc.	OVAG	\$50,987	CASA of Hood County	CASA	\$19,748	
Houston Area Women's Center, Inc.	SAPCS	\$218,455	Hood County Community			
Houston Volunteer Lawyers Program	CVCLS	\$30,000	Supervision and Corrections Department	OVAG	\$40,783	

G R A N T S & C O N T R A C T S



FUNDED VICTIM ASSISTANCE PROGRAMS BY COUNTY

Hood County VINE	VINE	\$5,032	Kerr County VINE	VINE	\$6,290
Mission Granbury, Inc.	OVAG	\$50,966	Kid's Advocacy Place	CAC	\$41,507
<b>Hopkins</b>		<b>\$43,521</b>	<b>Kleberg</b>		<b>\$55,460</b>
Hopkins County VINE	VINE	\$11,322	CASA of Kleberg County	CASA	\$20,974
Lake Country CASA	CASA	\$32,199	Kleberg County VINE	VINE	\$34,486
<b>Houston</b>		<b>\$72,943</b>	<b>La Salle</b>		<b>\$46,206</b>
Houston County District Attorney's Office	VCLG	\$36,904	La Salle County Sheriff's Office	OVAG	\$34,574
Houston/Trinity Counties			La Salle County VINE	VINE	\$11,632
Children's Advocacy Center, Inc.	CAC	\$36,039	<b>Lamar</b>		<b>\$200,661</b>
<b>Howard</b>		<b>\$50,000</b>	CASA for Kids of Red River Valley	CASA	\$27,719
Rape Crisis Victim Services of Big Spring	SAPCS	\$50,000	Children's Advocacy Center of Paris	CAC	\$37,966
<b>Hunt</b>		<b>\$260,788</b>	Family Haven Crisis and		
CASA for Hunt County	CASA	\$18,680	Resource Center, Inc.	OVAG	\$34,030
Hunt County Community Supervision			Family Haven Crisis and		
and Corrections Department	OVAG	\$42,758	Resource Center, Inc.	SAPCS	\$61,546
Hunt County Rape Crisis Center, Inc.	CAC	\$38,993	Lamar County Attorney's Office	VCLG	\$39,400
Hunt County Rape Crisis Center, Inc.	OVAG	\$51,000	<b>Lamb</b>		<b>\$27,668</b>
Hunt County Rape Crisis Center, Inc.	SAPCS	\$50,000	Lamb County District Attorney's Office	VCLG	\$27,668
Hunt County VINE	VINE	\$10,783	<b>Lee</b>		<b>\$35,692</b>
Women in Need, Inc.	OVAG	\$48,574	Lee County	VINE	\$35,692
<b>Hutchinson</b>		<b>\$91,138</b>	<b>Liberty</b>		<b>\$10,783</b>
Hutchinson County Crisis Center, Inc.	OVAG	\$32,136	Liberty County VINE	VINE	\$10,783
Hutchinson County Crisis Center, Inc.	SAPCS	\$51,247	Limestone		\$40,000
Hutchinson County VINE	VINE	\$7,755	Limestone County District Attorney's Office	VCLG	\$40,000
<b>Jasper</b>		<b>\$24,847</b>	Lipscomb		\$3,877
Jasper County Criminal			Lipscomb County VINE	VINE	\$3,877
District Attorney's Office	OVAG	\$20,000	<b>Llano</b>		<b>\$94,690</b>
Jasper County VINE	VINE	\$4,847	CASA for the Highland Lakes Area	CASA	\$68,133
<b>Jefferson</b>		<b>\$365,617</b>	CASA for the Highland Lakes Area	OVAG	\$26,557
CASA of Southeast Texas	CASA	\$42,236	<b>Lubbock</b>		<b>\$481,545</b>
CASA of Southeast Texas	OVAG	\$21,021	CASA of the South Plains	CASA	\$108,108
Family Services of Southeast Texas, Inc.	OVAG	\$43,782	Children's Advocacy Center		
Garth House Mickey Mehaffy			of the South Plains	CAC	\$58,661
Children's Advocacy Program, Inc.	CAC	\$66,198	Children's Advocacy Center		
Garth House Mickey Mehaffy			of the South Plains	OVAG	\$51,000
Children's Advocacy Program, Inc.	OVAG	\$42,729	Lubbock County Criminal		
MADD Golden Triangle Chapter	OVAG	\$51,000	District Attorney's Office	VCLG	\$37,329
Rape & Suicide Crisis of			Lubbock County VINE	VINE	\$10,783
Southeast Texas, Inc.	SAPCS	\$98,651	Lubbock Rape Crisis Center	SAPCS	\$182,060
<b>Jim Wells</b>		<b>\$90,392</b>	Women's Protective		
79th Judicial District Attorney's Office	VCLG	\$39,392	Services of Lubbock, Inc.	OVAG	\$33,604
Jim Wells County Attorney's Office	OVAG	\$51,000	<b>Marion</b>		<b>\$5,816</b>
<b>Johnson</b>		<b>\$205,320</b>	Marion County VINE	VINE	\$5,816
CASA of Johnson County, Inc.	CASA	\$13,412	<b>Mason</b>		<b>\$52,501</b>
CASA of Johnson County, Inc.	OVAG	\$38,281	Bluebonnet CASA	CASA	\$23,496
Johnson County Children's Advocacy Center	CAC	\$42,736	Mason County Attorney's Office	VCLG	\$29,005
Johnson County Family Crisis Center	OVAG	\$35,011	<b>Matagorda</b>		<b>\$165,629</b>
Johnson County Family Crisis Center	SAPCS	\$50,000	Matagorda County CASA	CASA	\$23,514
Johnson County VINE	VINE	\$25,880	Matagorda County District Attorney's Office	VCLG	\$36,115
<b>Kaufman</b>		<b>\$46,736</b>	Matagorda County Women's Crisis		
Kaufman County VINE	VINE	\$46,736	Center, Inc.	OVAG	\$51,000
<b>Kerr</b>		<b>\$186,523</b>	Matagorda County Women's Crisis		
Hill Country CASA	CASA	\$31,056	Center, Inc.	SAPCS	\$55,000
Hill Country Crisis Council, Inc.	OVAG	\$44,098			
Hill Country Crisis Council, Inc.	SAPCS	\$63,572			



**FUNDED VICTIM ASSISTANCE PROGRAMS BY COUNTY**

<b>McLennan</b>		<b>\$620,780</b>	<b>Nolan</b>		<b>\$114,115</b>
Advocacy Center for Crime Victims and Children	CAC	\$49,199	32nd Judicial District Attorney's Office	VCLG	\$39,400
Advocacy Center for Crime Victims and Children	OVAG	\$51,000	Tri-County Children's Advocacy Center	CAC	\$35,509
Advocacy Center for Crime Victims and Children	SAPCS	\$312,975	Tri-County Children's Advocacy Center	OVAG	\$39,206
CASA of McLennan & Hill Counties	CASA	\$45,107	<b>Nueces</b>		
Family Abuse Center, Inc.	OVAG	\$38,196	CASA of the Coastal Bend	CASA	\$66,307
McLennan County Criminal District Attorney's Office	VCLG	\$49,051	Family Counseling Service	OVAG	\$51,000
McLennan County VINE	VINE	\$26,958	Nueces County Children's Advocacy Center	CAC	\$56,663
Waco Police Department	OVAG	\$48,294	Nueces County Children's Advocacy Center	OVAG	\$49,412
<b>Medina</b>		<b>\$76,128</b>	Nueces County VINE	VINE	\$10,783
38th Judicial District Attorney's Office	VCLG	\$30,000	Turning Point Counseling Services, Inc.	OVAG	\$51,000
Bluebonnet Children's Advocacy Center	CAC	\$38,373	Women's Shelter of South Texas	OVAG	\$51,000
Medina County VINE	VINE	\$7,755	Women's Shelter of South Texas	SAPCS	\$217,331
<b>Midland</b>		<b>\$527,826</b>	<b>Ochiltree</b>		
CASA of West Texas	CASA	\$39,143	Ochiltree County VINE	VINE	\$5,816
CASA of West Texas	OVAG	\$49,019	Panhandle Crisis Center, Inc.	OVAG	\$20,780
City of Midland Police Department	VCLG	\$37,466	Panhandle Crisis Center, Inc.	SAPCS	\$152,452
Midland County District Attorney's Office	VCLG	\$32,002	<b>Orange</b>		
Midland County Sheriff's Office - Crisis Intervention Unit	OVAG	\$23,800	Advocates for Children, Inc.	CASA	\$42,144
Midland Rape Crisis and Children's Advocacy Center	CAC	\$41,931	Orange County District Attorney's Office	OVAG	\$10,960
Midland Rape Crisis Center	OVAG	\$51,000	<b>Palo Pinto</b>		
Midland Rape Crisis Center	SAPCS	\$202,465	Palo Pinto County VINE	VINE	\$15,725
Safe Place for the Permian Basin	OVAG	\$51,000	<b>Parker</b>		
<b>Milam</b>		<b>\$15,025</b>	Freedom House	OVAG	\$50,522
Milam County VINE	VINE	\$15,025	Freedom House	SAPCS	\$72,427
<b>Montgomery</b>		<b>\$665,231</b>	Parker County VINE	VINE	\$6,290
Child Advocates of Montgomery County	CASA	\$71,866	<b>Pecos</b>		
Children's Safe Harbor	CAC	\$74,165	Pecos County/Permian		
Montgomery County VINE	VINE	\$75,920	Basin Community Supervision	OVAG	\$51,000
Montgomery County Women's Center	CVCLS	\$54,500	Pecos County VINE	VINE	\$3,877
Montgomery County Women's Center	OVAG	\$51,000	<b>Polk</b>		
Montgomery County Women's Center	SAPCS	\$337,780	Polk County Criminal District Attorney's Office	OVAG	\$20,000
<b>Moore</b>		<b>\$123,329</b>	Polk County VINE	VINE	\$6,290
Moore County VINE	VINE	\$10,663	<b>Potter</b>		
Safe Place, Inc.	OVAG	\$47,883	Amarillo Area CASA	CASA	\$86,512
Safe Place, Inc.	SAPCS	\$64,783	Bridge - Children's Advocacy Center, The	OVAG	\$36,101
<b>Morris</b>		<b>\$29,863</b>	Bridge, The	CAC	\$63,313
Lone Star Police Department	VCLG	\$29,863	Family Support Services of Amarillo	SAPCS	\$283,397
<b>Nacogdoches</b>		<b>\$698,984</b>	Potter County District Attorney's Office	VCLG	\$39,400
Lone Star Legal Aid	CVCLS	\$507,184	<b>Presidio</b>		
Nacogdoches County District Attorney's Office	VCLG	\$35,386	Presidio County Attorney's Office	OVAG	\$51,000
Nacogdoches County VINE	VINE	\$35,736	Presidio County VINE	VINE	\$34,736
Women's Shelter of East Texas, Inc.	OVAG	\$51,000	<b>Randall</b>		
Women's Shelter of East Texas, Inc.	SAPCS	\$69,678	Panhandle Assessment Center	OVAG	\$27,990
<b>Navarro</b>		<b>\$52,353</b>	Randall County VINE	VINE	\$8,627
CASA of Navarro County	CASA	\$15,706	<b>Reagan</b>		
Navarro County Children's Advocacy Center	CAC	\$36,647	Friends For Hope, Inc.	SAPCS	\$93,000
<b>Newton</b>		<b>\$36,185</b>	<b>Refugio</b>		
Newton County Criminal District Attorney	VCLG	\$36,185	Refugio County VINE	VINE	\$11,147
			<b>Roberts</b>		
			Roberts County Attorney's Office	OVAG	\$36,295
			<b>Rockwall</b>		
			CASA of Rockwall County	CASA	\$19,543
			Rockwall Area Healthcare, Inc.	OVAG	\$20,094
			Rockwall County VINE	VINE	\$10,064



**FUNDED VICTIM ASSISTANCE PROGRAMS BY COUNTY**

<b>Rusk</b>			<b>\$116,411</b>	Legal Aid of Northwest Texas	CVCLS	\$541,211
Rusk County Attorney's Office	VCLG	\$28,596		Legal Aid of Northwest Texas	OVAG	\$50,647
Rusk County Children's Advocacy Center, Inc.	CAC	\$36,815		Tarrant County District Attorney's Office	OVAG	\$50,239
Rusk County Children's Advocacy Center, Inc.	OVAG	\$51,000		Tarrant County VINE	VINE	\$56,499
<b>San Jacinto</b>			<b>\$40,000</b>	Women's Center of Tarrant County, Inc., The	SAPCS	\$186,999
San Jacinto County Criminal District Attorney's Office	VCLG	\$40,000		Women's Center, The	OVAG	\$51,000
<b>San Saba</b>			<b>\$39,365</b>	Women's Haven of Tarrant County, Inc.	OVAG	\$51,000
San Saba County Attorney's Office	VCLG	\$39,365		Women's Shelter, The	OVAG	\$51,000
<b>Scurry</b>			<b>\$106,280</b>	<b>Taylor</b>		
Gateway Family Services, Inc.	OVAG	\$44,025		Abilene/Taylor County Child Advocacy Center	CAC	\$42,717
Gateway Family Services, Inc.	SAPCS	\$54,500		Noah Project, Inc.	OVAG	\$51,000
Scurry County VINE	VINE	\$7,755		Regional Crime Victim Crisis Center	OVAG	\$40,248
<b>Shelby</b>			<b>\$35,164</b>	Regional Crime Victim Crisis Center	SAPCS	\$180,186
Shelby County Children's Advocacy Center, Inc.	CAC	\$35,164		Taylor County Criminal District Attorney's Office	VCLG	\$33,221
<b>Smith</b>			<b>\$502,662</b>	Taylor County VINE	VINE	\$17,253
CASA for Kids of East Texas	CASA	\$98,081		<b>Terry</b>		
Children's Advocacy Center of Smith County	CAC	\$46,306		Terry County and District Attorney's Office	VCLG	\$30,248
Children's Advocacy Center of Smith County	OVAG	\$48,269		Terry County VINE	VINE	\$40,736
East Texas Crisis Center, Inc.	OVAG	\$51,000		<b>Titus</b>		
East Texas Crisis Center, Inc.	SAPCS	\$173,726		Shelter Agencies for Families in East Texas, Inc.	OVAG	\$50,957
Smith County Criminal District Attorney's Office	VCLG	\$59,400		Shelter Agencies for Families in East Texas, Inc.	SAPCS	\$56,012
Smith County VINE	VINE	\$25,880		Titus County VINE	VINE	\$7,548
<b>Starr</b>			<b>\$37,236</b>	<b>Tom Green</b>		
Starr County VINE	VINE	\$37,236		Assault Victims Services of the Concho Valley	OVAG	\$51,000
<b>Statewide</b>			<b>\$5,439,111</b>	Assault Victims Services of the Concho Valley	SAPCS	\$186,340
Children's Advocacy Centers of Texas, Inc.	CAC	\$539,889		CASA/San Angelo	CASA	\$41,595
Texas CASA, Inc.	CASA	\$512,136		Children's Advocacy Center of Tom Green County, Inc.	CAC	\$41,285
Mothers Against Drunk Driving (MADD - Austin)	OVAG	\$428,250		Children's Advocacy Center of Tom Green County, Inc.	OVAG	\$31,025
Oficina Legal del Pueblo Unido - South Texas	CVCLS	\$30,000		Institute of Cognitive Development, Inc.	OVAG	\$26,844
Oficina Legal del Pueblo Unido - Texas Civil Rights Project	CVCLS	\$66,621		MADD Big County Chapter	OVAG	\$50,702
People Against Violent Crime	OVAG	\$48,420		Tom Green County Attorney's Office	OVAG	\$39,400
Texans for Equal Justice	OVAG	\$60,000		Tom Green County Sheriff's Office	OVAG	\$51,000
Texas Association Against Sexual Assault, Inc.	SAPCS	\$636,982		<b>Travis</b>		
Texas Association Against Sexual Assault, Inc.	TAASA	\$375,000		Advocacy, Inc. - Southwest Texas	CVCLS	\$45,000
Texas Council On Family Violence	OVAG	\$432,500		Austin Academy, The	OVAG	\$49,562
Texas Department of Criminal Justice	OVAG	\$51,000		Austin Area Interreligious Ministries	OVAG	\$51,000
Texas Department of Criminal Justice VINE	VINE	\$662,824		Austin Child Guidance	OVAG	\$51,000
Texas Department of Public Safety	OVAG	\$368,527		Austin Children's Shelter	OVAG	\$48,791
Texas Legal Services Center	CVCLS	\$146,709		CASA of Travis County	CASA	\$148,182
Texas RioGrande Legal Aid, Inc.	OVAG	\$414,716		CASA of Travis County	OVAG	\$51,000
Texas RioGrande Legal Aid, Inc. - Bi-National	CVCLS	\$86,515		City of Austin, Office of Emergency Management	OVAG	\$22,778
The Supreme Court of Texas	CVCLS	\$87,500		Family Eldercare	OVAG	\$45,010
Women's Advocacy Project, Inc.	CVCLS	\$62,030		For the Love of Christi	OVAG	\$51,000
Women's Advocacy Project, Inc.	OVAG	\$429,492		MADD Heart of Texas Chapter	OVAG	\$47,719
<b>Swisher</b>			<b>\$11,632</b>			
Swisher County VINE	VINE	\$11,632				
<b>Tarrant</b>			<b>\$1,286,675</b>			
Alliance for Children, Inc.	CAC	\$141,083				
Alliance for Children, Inc.	OVAG	\$31,778				
Child Advocates of Tarrant County	CASA	\$75,219				



G R A N T S & C O N T R A C T S

Oficina Legal del Pueblo Unido - Texas Civil Rights Project	OVAG	\$171,993	Children's International Center of Webb County	CAC	\$47,679
Political Asylum Project of Austin	CVCLS	\$30,000	Serving Children and Adolescents in Need, Inc.	SAPCS	\$76,230
Political Asylum Project of Austin	OVAG	\$48,684	<b>Wharton</b>		<b>\$39,400</b>
Travis County Children's Advocacy Center	CAC	\$93,830	Wharton County District Attorney's Office	VCLG	\$39,400
Travis County Children's Advocacy Center	OVAG	\$42,471	<b>Wheeler</b>		<b>\$9,693</b>
Travis County District Attorney's Office	VCLG	\$39,400	Wheeler County VINE	VINE	\$9,693
Travis County Domestic Violence and Sexual Assault Survival Center	OVAG	\$51,000	<b>Wichita</b>		<b>\$381,516</b>
Travis County Domestic Violence and Sexual Assault Survival Center	SAPCS	\$296,166	Child Advocates - Wichita Falls	CASA	\$46,147
Travis County Sheriff's Office	OVAG	\$50,910	First Step of Wichita Falls, Inc.	OVAG	\$50,238
Travis County Sheriff's Office	VCLG	\$39,000	First Step of Wichita Falls, Inc.	SAPCS	\$180,084
Travis County VINE	VINE	\$93,689	Patsy's House Children's Advocacy Center	CAC	\$69,082
Volunteer Legal Services of Central Texas	CVCLS	\$27,500	Wichita Foundation for Children's Services, Inc.	OVAG	\$35,965
<b>Upshur</b>		<b>\$37,236</b>	<b>Williamson</b>		<b>\$392,096</b>
Upshur County VINE	VINE	\$37,236	Cedar Park Police Department	VCLG	\$39,867
<b>Uvalde</b>		<b>\$47,858</b>	City of Georgetown Police Department	VCLG	\$30,000
Tri-County CASA	CASA	\$17,858	Williamson County Children's Advocacy Center	CAC	\$51,916
Uvalde County Attorney's Office	VCLG	\$30,000	Williamson County Crisis Center	OVAG	\$51,000
<b>Val Verde</b>		<b>\$166,964</b>	Williamson County Crisis Center	SAPCS	\$202,060
Amistad Family Violence and Rape Crisis Center, Inc.	OVAG	\$51,000	Williamson County VINE	VINE	\$17,253
Amistad Family Violence and Rape Crisis Center, Inc.	SAPCS	\$80,964	<b>Wise</b>		<b>\$60,165</b>
Val Verde County Attorney's Office	VCLG	\$35,000	CASA of Wise County	CASA	\$28,509
<b>Van Zandt</b>		<b>\$36,236</b>	Wise County Domestic Violence Task Force	OVAG	\$31,656
Van Zandt County VINE	VINE	\$36,236	<b>Wood</b>		<b>\$125,411</b>
<b>Victoria</b>		<b>\$545,679</b>	Northeast Texas Child Advocacy Center, Inc.	CAC	\$54,809
Golden Crescent CASA	CASA	\$54,815	Northeast Texas Child Advocacy Center, Inc.	OVAG	\$21,213
Hope of South Texas, Inc.	CAC	\$39,552	Wood County Criminal District Attorney's Office	VCLG	\$39,325
Hope of South Texas, Inc.	OVAG	\$50,939	Wood County VINE	VINE	\$10,064
Hope of South Texas, Inc.	SAPCS	\$203,954	<b>Yoakum</b>		<b>\$8,724</b>
Mid-Coast Family Services	OVAG	\$51,000	Yoakum County VINE	VINE	\$8,724
Victoria County Criminal District Attorney's Office	VCLG	\$37,766	<b>Young</b>		<b>\$61,452</b>
Victoria County Sheriff's Office	OVAG	\$51,000	CASA of Young County	CASA	\$17,072
Victoria County Sheriff's Office	VCLG	\$39,400	Young County Family Resource and Child Advocacy Center	CAC	\$39,533
Victoria County VINE	VINE	\$17,253	Young County VINE	VINE	\$4,847
<b>Walker</b>		<b>\$267,085</b>	<b>Zapata</b>		<b>\$38,231</b>
Walker County Family Violence Council, Inc.	OVAG	\$50,747	Zapata County VINE	VINE	\$38,231
Walker County Family Violence Council, Inc.	SAPCS	\$179,102			
Walker County VINE	VINE	\$37,236			
<b>Waller</b>		<b>\$94,000</b>			
Focusing Families	OVAG	\$51,000			
Focusing Families	SAPCS	\$43,000			
<b>Ward</b>		<b>\$32,273</b>			
143rd Judicial District - Community Supervision and Correction Department	OVAG	\$32,273			
<b>Washington</b>		<b>\$32,548</b>			
21st Judicial District Attorney's Office	VCLG	\$25,000			
Washington County VINE	VINE	\$7,548			
<b>Webb</b>		<b>\$194,158</b>			
CASA - La Voz de Los Niños	CASA	\$19,249			
Casa de Misericordia	OVAG	\$51,000			
			<b>TOTAL FY 2005 GRANT FUNDS</b>		<b>\$36,441,598</b>



