

Restrictions and regulations valid through Aug. 31, 2006. Contact park for more info or questions.

GOOSE ISLAND STATE PARK
 202 S. Palmetto St. · Rockport, TX 78382-7965
 (361) 729-2858



"takemefishing"[™]

TEXAS PARKS AND WILDLIFE

Local Emergency: Call 911

Where to Fish: Park features one fishing pier, otherwise shoreline access, wade fishing and fishing from boat.

Licenses and Restrictions: A fishing license is not required of anyone who fishes from the pier or shoreline inside a state park. License requirements must be observed if you fish from a boat and all size and bag limits apply whenever fishing.

STANDARD HARVEST RULES

SPECIES	DAILY BAG LIMIT	LENGTH: MIN-MAX
Catfish: gafftopsail	No Limit	Min: 14" – Max: No Limit
Drum: black	5	Min: 14" – Max: 30"
Drum: red	3	Min: 20" – Max: 28" *
Flounder: all species, hybrids and subspecies	10 (in any combination)	Min: 14" – Max: No Limit
Mullet: all species, hybrids and subspecies	No Limit	Max: 12" **
Seatrout: spotted	10	Min: 15" – Max: 25" ***
Shark: all species, hybrids and subspecies	1	Min: 24" – Max: No Limit
Sheepshead	5	Min: 12" – Max: No Limit
Snook	1	Min: 24" – Max: 28"
Tarpon	NONE	Catch and Release ONLY

All other fish: statewide bag and length limits apply.

* During a license year, one red drum over the maximum length limit may be kept with a properly completed Red Drum Tag is attached to the fish.


** Mullet 12" or greater may not be taken from public waters or possessed on board a boat from October through January.

*** No more than one spotted seatrout over the maximum length limit may be kept per person per day. This fish counts as part of the daily bag and possession limit.

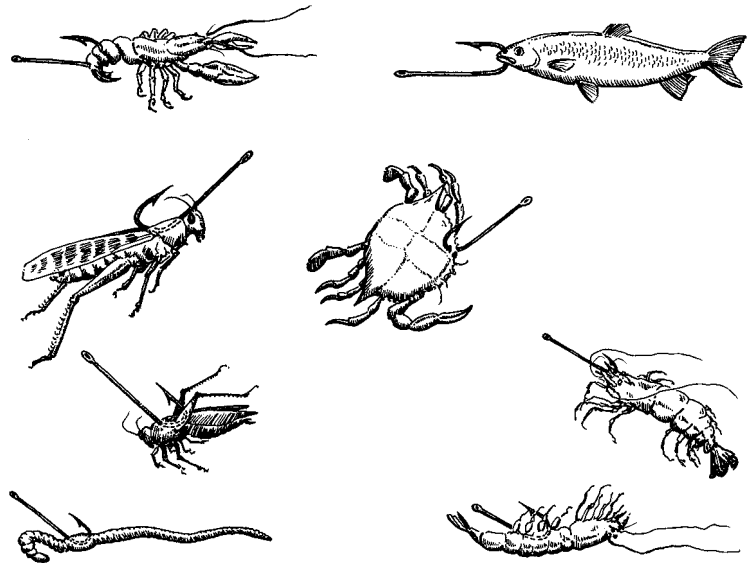
HANDY FISHING BASICS

HOW TO TIE A FISHING KNOT

The palomar knot is very strong and easy to tie.



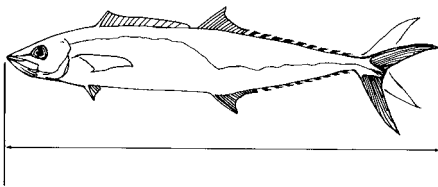
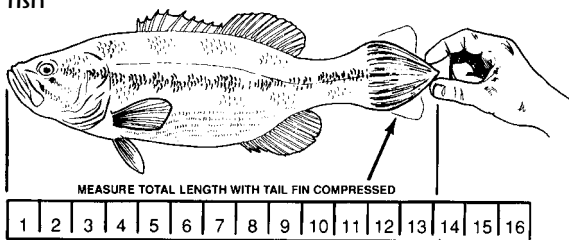
NATURAL BAIT HOOK PLACEMENT



HOW TO MEASURE FISH

Pinch the tail together and take the longest measurement from nose to tail.

Freshwater fish



Saltwater fish

SAFETY

- Wear a hat, sunglasses and sunscreen to protect your head, eyes and skin
- Use insect repellent – but keep off hands, you will be handling bait and live fish
- Look behind you before each cast to prevent hooking someone or getting caught in a tree (practice casting before you go fishing)
- Bring plenty of drinking water to prevent dehydration; soft drinks encourage dehydration
- Have a personal floatation device (PFD) for all young children and those that cannot swim; **PFD is REQUIRED for EVERYONE if in a boat**

TIPS FOR RELEASING FISH SAFELY

1. For safety for you and a quick release of fish, mash down the barb of the hook with pliers.
2. Quickly play and release fish as soon as possible (take photos quickly).
3. Remove hook with pliers or cut line if the hook has been swallowed.
4. Gently place fish back into water.
5. Revive fish by holding upright in water and moving back and forth, *gently* forcing water through gills.
6. If you don't intend on eating the fish, **NEVER** place them on a stringer.

FISHING ETHICS

Before doing anything, ask yourself the following questions:

- *Is it legal?*
- *Would it be good if everyone did it?*
- *Would it make you proud?*

Ethical behavior is more than just following the fishing regulations. Ethical people go beyond what laws require and demonstrate good judgment and behavior for everyone – even if no one sees you do something ethical.

Ethical behavior includes picking up trash around the area you have been fishing, calmly and politely explaining to others if they are breaking fishing regulations, and respecting the rights of other anglers and those that use the water in other ways.