

Restrictions and regulations valid through Aug. 31, 2006. Contact park for more info or questions.

**INKS LAKE STATE PARK**  
 3630 Park Road 4 West · Burnet, TX 78611  
 (512) 793-2223



*"takemefishing"*<sup>™</sup>

**TEXAS PARKS AND WILDLIFE**

**Local Emergency:** Call 911

**Where to Fish:** The park features two fishing piers (see park map) and allows shoreline fishing.

**Licenses and Restrictions:** A fishing license is not required of anyone who fishes from the pier or shoreline inside a state park. License requirements must be observed if you fish from a boat and all size and bag limits apply whenever fishing.

**STANDARD HARVEST RULES**

SPECIES	DAILY BAG LIMIT	LENGTH: MIN-MAX
Bass: largemouth	5	Min: 14" – Max: No Limit
Bass: Guadalupe	5	No Limit
Bass: white	25	Min: 10" – Max: No Limit
Bass: striped and hybrids	5 (in any combination)	Min: 18" – Max: No Limit
Carp	No Limit	No Limit
Catfish: channel, blue and hybrids	25 (in any combination)	Min: 12" – Max: No Limit
Catfish: flathead	5	Min: 18" – Max: No Limit
Crappie: black, white and hybrids	25 (in any combination)	Min: 10" – Max: No Limit
Sunfish: bluegill, red-eared, redbreast, longear, green and hybrids	No Limit	No Limit


All other fish: statewide bag and length limits apply.

FISHING OPPORTUNITIES	SPECIES	POOR	FAIR	GOOD	EXCELLENT
	Largemouth Bass				
Catfish					
Crappie					
White Bass					
Sunfish					

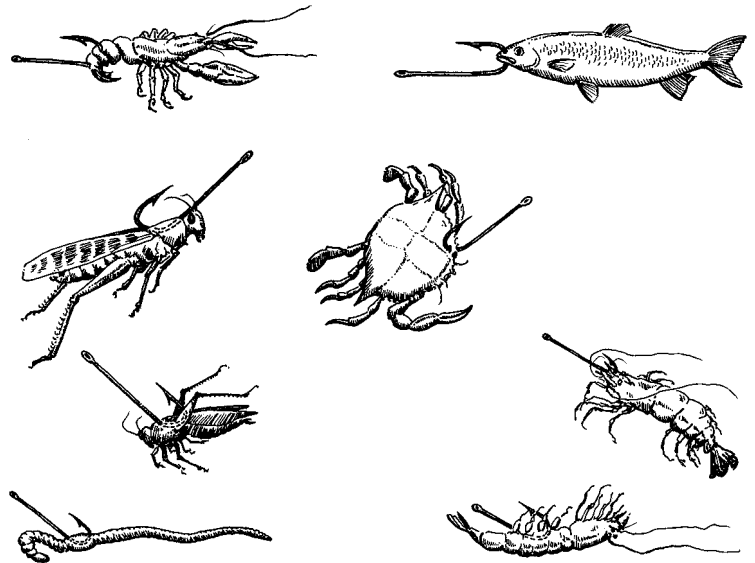
# HANDY FISHING BASICS

## HOW TO TIE A FISHING KNOT

The palomar knot is very strong and easy to tie.



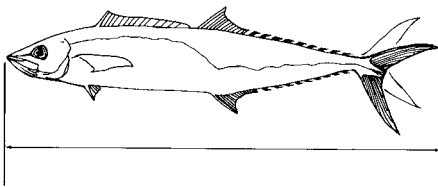
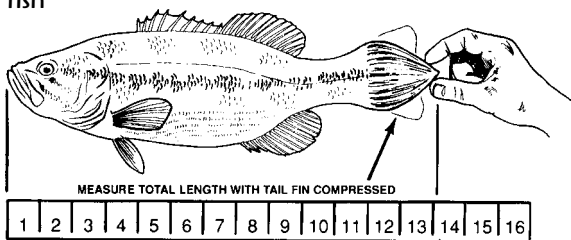
## NATURAL BAIT HOOK PLACEMENT



## HOW TO MEASURE FISH

Pinch the tail together and take the longest measurement from nose to tail.

Freshwater fish



Saltwater fish

## TIPS FOR RELEASING FISH SAFELY

1. For safety for you and a quick release of fish, mash down the barb of the hook with pliers.
2. Quickly play and release fish as soon as possible (take photos quickly).
3. Remove hook with pliers or cut line if the hook has been swallowed.
4. Gently place fish back into water.
5. Revive fish by holding upright in water and moving back and forth, *gently* forcing water through gills.
6. If you don't intend on eating the fish, **NEVER** place them on a stringer.

## FISHING ETHICS

Before doing anything, ask yourself the following questions:

- *Is it legal?*
- *Would it be good if everyone did it?*
- *Would it make you proud?*

Ethical behavior is more than just following the fishing regulations. Ethical people go beyond what laws require and demonstrate good judgment and behavior for everyone – even if no one sees you do something ethical.

Ethical behavior includes picking up trash around the area you have been fishing, calmly and politely explaining to others if they are breaking fishing regulations, and respecting the rights of other anglers and those that use the water in other ways.

## SAFETY

- Wear a hat, sunglasses and sunscreen to protect your head, eyes and skin
- Use insect repellent – but keep off hands, you will be handling bait and live fish
- Look behind you before each cast to prevent hooking someone or getting caught in a tree (practice casting before you go fishing)
- Bring plenty of drinking water to prevent dehydration; soft drinks encourage dehydration
- Have a personal floatation device (PFD) for all young children and those that cannot swim; **PFD is REQUIRED for EVERYONE if in a boat**