



Chile Pepper Cross Country Festival

Agri Park
Fayetteville, AR - University of Arkansas
September 21-22, 2018



Men's 8k

| PI | Athlete Names | | Affiliation | 1Mi | 1Mi PI | +/- | 5.5k | 5.5k PI | +/- | Time | Pts |
|----|----------------------|----|-------------------|--------|--------|-----|---------|---------|-----|---------|-----|
| 1 | Frankline Tonui | 25 | Unattached | 4:44.9 | 1 | — | 16:09.9 | 1 | — | 24:05.4 | |
| 2 | Gilbert Boit | JR | Arkansas | 4:44.9 | 1 | ▼1 | 16:10.0 | 2 | — | 24:05.8 | 1 |
| 3 | Cameron Griffith | SR | Arkansas | 4:53.6 | 10 | ▲4 | 16:31.9 | 6 | ▲3 | 24:23.0 | 2 |
| 4 | Ryan Murphy | FR | Arkansas | 4:53.3 | 9 | ▲6 | 16:31.1 | 3 | ▼1 | 24:28.7 | 3 |
| 5 | Stetson Rayas | SR | Dallas Baptist | 4:56.3 | 17 | ▲10 | 16:32.2 | 7 | ▲2 | 24:30.3 | 4 |
| 6 | Nathan Wickoren | | Unattached5 | 4:55.0 | 15 | ▲1 | 16:44.6 | 14 | ▲8 | 24:34.2 | |
| 7 | Dennis Kiptoo | FR | Cloud County | 4:51.7 | 4 | — | 16:31.2 | 4 | ▼3 | 24:37.3 | 5 |
| 8 | Austen Dalquist | | Unattached2 | 4:59.4 | 25 | ▲8 | 16:46.3 | 17 | ▲9 | 24:38.7 | |
| 9 | Santino Kenyi | FR | Cloud County | 4:51.8 | 5 | — | 16:31.3 | 5 | ▼4 | 24:39.3 | 6 |
| 10 | Awet Beraki | FR | Stephen F. Austin | 4:51.4 | 3 | ▼6 | 16:33.3 | 9 | ▼1 | 24:39.9 | 7 |
| 11 | Andrew Curry | SR | Dallas Baptist | 4:56.7 | 20 | ▲10 | 16:43.5 | 10 | ▼1 | 24:44.9 | 8 |
| 12 | Karim Achengli | JR | NW Missouri St. | 4:52.2 | 6 | ▼2 | 16:32.5 | 8 | ▼4 | 24:46.2 | 9 |
| 13 | Joseph Meade | SR | Texas State | 5:01.6 | 38 | ▲22 | 16:45.9 | 16 | ▲3 | 24:48.4 | 10 |
| 14 | Jhordan Ccope | SO | Iowa Central CC | 4:59.6 | 28 | ▲16 | 16:44.2 | 12 | ▼2 | 24:48.6 | 11 |
| 15 | Gideon Kimutai | FR | Missouri Sou | 4:57.0 | 21 | ▲8 | 16:44.5 | 13 | ▼2 | 24:49.6 | 12 |
| 16 | Ben Savino | | Unattached3 | 5:00.2 | 31 | ▲20 | 16:43.8 | 11 | ▼5 | 24:53.6 | |
| 17 | Noah Gade | | Unattached4 | 4:55.5 | 16 | ▼6 | 16:50.9 | 22 | ▲5 | 25:01.6 | |
| 18 | Matt Young | SO | Arkansas | 4:59.9 | 29 | ▲9 | 16:49.8 | 20 | ▲2 | 25:01.9 | 13 |
| 19 | Trent Phelps | SR | Dallas Baptist | 4:56.4 | 18 | — | 16:48.6 | 18 | ▼1 | 25:03.3 | 14 |
| 20 | Zack Penrod | JR | Wichita State | 4:54.5 | 13 | ▼10 | 16:51.8 | 23 | ▲3 | 25:03.6 | 15 |
| 21 | Ezekiel Kipchirchir | SO | Iowa Central CC | 4:58.3 | 23 | ▼1 | 16:52.4 | 24 | ▲3 | 25:05.1 | 16 |
| 22 | Innocent Murwanashy | SO | Iowa Central CC | 4:59.5 | 27 | ▼4 | 16:59.8 | 31 | ▲9 | 25:05.7 | 17 |
| 23 | Florian Lussy | SR | North Texas | 4:54.8 | 14 | ▼5 | 16:49.7 | 19 | ▼4 | 25:07.2 | 18 |
| 24 | Ethan Moehn | SR | Arkansas | 4:56.4 | 18 | ▼3 | 16:50.5 | 21 | ▼3 | 25:08.8 | 19 |
| 25 | Oscar Kipkoros | JR | Oklahoma City | 5:02.6 | 44 | ▲19 | 16:56.6 | 25 | — | 25:09.8 | 20 |
| 26 | Moses Dirane | JR | Oklahoma City | 5:01.4 | 35 | ▲8 | 16:58.1 | 27 | ▲1 | 25:12.8 | 21 |
| 27 | Titus Kiplagat | FR | Stephen F. Austin | 4:52.7 | 7 | ▼7 | 16:44.6 | 14 | ▼13 | 25:15.4 | 22 |
| 28 | Graham Brown | JR | Arkansas | 4:59.2 | 24 | ▼2 | 16:57.9 | 26 | ▼2 | 25:17.3 | 23 |
| 29 | Jack Beaumont | SO | North Texas | 4:53.6 | 10 | ▼19 | 16:59.5 | 29 | — | 25:19.2 | 24 |
| 30 | Awet Yohannes | FR | Iowa Central CC | 5:04.0 | 51 | ▲18 | 17:10.0 | 33 | ▲3 | 25:24.7 | 25 |
| 31 | Alec Esposito | FR | North Texas | 4:53.0 | 8 | ▼22 | 16:59.7 | 30 | ▼1 | 25:25.8 | 26 |
| 32 | LARRY FILER | SR | East Central | 4:57.1 | 22 | ▼10 | 17:00.3 | 32 | — | 25:27.3 | 27 |
| 33 | Clayton Duchatschek | SO | Wichita State | 5:01.9 | 39 | ▲1 | 17:15.2 | 38 | ▲5 | 25:28.1 | 28 |
| 34 | Austin Crowe | JR | Lindenwood | 5:15.2 | 109 | ▲60 | 17:21.8 | 49 | ▲15 | 25:30.2 | 29 |
| 35 | Ben Flowers | SO | Wichita State | 5:03.2 | 47 | ▲10 | 17:15.1 | 37 | ▲2 | 25:31.3 | 30 |
| 36 | Samuel Boone | FR | Arkansas | 5:08.0 | 72 | ▲32 | 17:15.8 | 40 | ▲4 | 25:31.6 | 31 |
| 37 | Ero Doce | JR | Lindenwood | 5:22.7 | 165 | ▲99 | 17:30.2 | 66 | ▲29 | 25:32.5 | 32 |
| 38 | Seppe Van t' Westend | JR | Fort Hays State | 5:07.5 | 70 | ▲29 | 17:16.1 | 41 | ▲3 | 25:32.9 | 33 |
| 39 | Joshua Clethen | SO | Allen County CC | 5:05.2 | 59 | ▲24 | 17:14.3 | 35 | ▼4 | 25:34.9 | 34 |



Chile Pepper Cross Country Festival

Agri Park

Fayetteville, AR - University of Arkansas

September 21-22, 2018




| | | | | | | | | | | | |
|----|-------------------|----|-------------------|--------|-----|------|---------|-----|-----|---------|----|
| 40 | Max McNeill | JR | Oklahoma City | 5:01.5 | 36 | ▲8 | 16:58.4 | 28 | ▼12 | 25:35.3 | 35 |
| 41 | Yoel Yoel | SO | Allen County CC | 5:05.5 | 60 | ▲9 | 17:23.0 | 51 | ▲10 | 25:37.1 | 36 |
| 42 | Jerod Broadbooks | SR | Lindenwood | 5:14.7 | 105 | ▲58 | 17:19.6 | 47 | ▲5 | 25:38.3 | 37 |
| 43 | Josh Webb | JR | Missouri Sou | 5:03.2 | 47 | ▲4 | 17:16.3 | 43 | — | 25:39.6 | 38 |
| 44 | Colin O'Mara | | Unattached3 | 5:08.8 | 75 | ▲15 | 17:26.0 | 60 | ▲16 | 25:40.4 | |
| 45 | Preston Cates | JR | Arkansas | 5:00.0 | 30 | ▼9 | 17:15.4 | 39 | ▼6 | 25:41.0 | |
| 46 | Justin Watson | SR | North Alabama | 5:20.2 | 138 | ▲80 | 17:25.3 | 58 | ▲12 | 25:42.3 | 39 |
| 47 | Sam Schillinger | FR | Arkansas | 5:06.5 | 67 | ▲31 | 17:14.9 | 36 | ▼11 | 25:42.8 | |
| 48 | Trevor Kattenberg | SO | Tampa | 4:54.3 | 12 | ▼22 | 17:10.3 | 34 | ▼14 | 25:45.1 | 40 |
| 49 | Joshua Doria | FR | Allen County CC | 5:00.9 | 33 | ▼23 | 17:23.8 | 56 | ▲7 | 25:45.5 | 41 |
| 50 | Mark Corrigan | SR | Wilmington | 5:00.9 | 33 | ▼9 | 17:16.2 | 42 | ▼8 | 25:46.5 | 42 |
| 51 | Benjamin Knox | JR | AL-Huntsville | 5:01.5 | 36 | ▼16 | 17:23.1 | 52 | ▲1 | 25:49.2 | 43 |
| 52 | Elliot Blake | SR | Trinity (TX) | 5:04.0 | 51 | ▼9 | 17:26.0 | 60 | ▲8 | 25:50.1 | 44 |
| 53 | Alex Cleveland | JR | North Texas | 5:04.9 | 57 | ▲3 | 17:23.7 | 54 | ▲1 | 25:52.4 | 45 |
| 54 | Alex Hanson | SO | Central Arkansas | 5:20.3 | 140 | ▲49 | 17:43.8 | 91 | ▲37 | 25:53.4 | 46 |
| 55 | Nickson Kiptoo | JR | Missouri Sou | 5:02.7 | 45 | ▼5 | 17:22.6 | 50 | ▼5 | 25:53.9 | 47 |
| 56 | ELIUD KOECH | JR | East Central | 5:00.8 | 32 | ▼32 | 17:28.6 | 64 | ▲8 | 25:53.9 | 48 |
| 57 | Benjamin Stasney | FR | Lindenwood | 5:22.7 | 165 | ▲83 | 17:39.2 | 82 | ▲25 | 25:54.3 | 49 |
| 58 | Pedro Montoya | SR | Wichita State | 5:05.9 | 63 | ▼8 | 17:31.9 | 71 | ▲13 | 25:54.7 | 50 |
| 59 | Alex Moen | SO | Wichita State | 5:02.3 | 42 | ▼11 | 17:23.3 | 53 | ▼6 | 25:55.0 | 51 |
| 60 | Dray Carson | SR | Wichita State | 5:24.9 | 187 | ▲85 | 17:49.1 | 102 | ▲42 | 25:55.3 | 52 |
| 61 | Tim Jones | JR | North Texas | 5:04.8 | 56 | ▲2 | 17:23.7 | 54 | ▼7 | 25:55.4 | 53 |
| 62 | Josh Klein | SO | Wichita State | 5:06.8 | 68 | ▲11 | 17:24.0 | 57 | ▼5 | 25:55.6 | 54 |
| 63 | Reed Rome | JR | Fort Hays State | 5:21.0 | 149 | ▲73 | 17:35.0 | 76 | ▲13 | 25:55.7 | 55 |
| 64 | Milos Pendic | SO | Iowa Central CC | 5:04.1 | 54 | ▼11 | 17:29.0 | 65 | ▲1 | 25:56.7 | 56 |
| 65 | Matthew Hahn | JR | Dallas Baptist | 5:03.2 | 47 | ▲3 | 17:17.6 | 44 | ▼21 | 25:56.8 | 57 |
| 66 | Jay Day | SO | AL-Huntsville | 5:14.2 | 102 | ▲32 | 17:31.7 | 70 | ▲4 | 25:56.9 | 58 |
| 67 | Ethan Kossover | SO | Wichita State | 5:26.2 | 204 | ▲101 | 17:49.6 | 103 | ▲36 | 25:57.3 | |
| 68 | Brett Meyer | SR | Fort Hays State | 5:06.1 | 65 | ▼14 | 17:35.7 | 79 | ▲11 | 25:57.8 | 59 |
| 69 | Mike Shanahan | JR | Missouri Sou | 5:02.8 | 46 | ▼2 | 17:21.4 | 48 | ▼21 | 25:58.0 | 60 |
| 70 | Layton Werth | SR | Fort Hays State | 5:16.2 | 114 | ▲42 | 17:33.1 | 72 | ▲2 | 25:58.6 | 61 |
| 71 | Zackery Hammond | FR | SW Assemblie | 5:12.6 | 96 | ▲16 | 17:36.2 | 80 | ▲9 | 25:59.0 | 62 |
| 72 | Dereck Elkins | FR | Texas State | 5:09.1 | 77 | ▲14 | 17:26.6 | 63 | ▼9 | 25:59.9 | 63 |
| 73 | Warno Potgieter | SO | South Alabama | 5:23.8 | 179 | ▲96 | 17:39.4 | 83 | ▲10 | 26:00.9 | 64 |
| 74 | Alex Barbosa | SO | Fort Hays State | 5:23.2 | 172 | ▲84 | 17:43.1 | 88 | ▲14 | 26:01.1 | 65 |
| 75 | Lane Alexander | SR | Southern Arkansa | 5:14.3 | 104 | ▲26 | 17:35.5 | 78 | ▲3 | 26:01.6 | 66 |
| 76 | Tadd Capron | SO | Missouri Sou | 5:10.2 | 88 | ▲14 | 17:33.7 | 74 | ▼2 | 26:01.7 | 67 |
| 77 | Kevin Koester | FR | Missouri Sou | 5:10.3 | 89 | ▲22 | 17:30.4 | 67 | ▼10 | 26:02.6 | 68 |
| 78 | Justin Moore | JR | Fort Hays State | 5:21.4 | 153 | ▲78 | 17:34.4 | 75 | ▼3 | 26:02.7 | 69 |
| 79 | Mack Broussard | SO | East Texas Baptis | 5:21.9 | 161 | ▲71 | 17:43.6 | 90 | ▲11 | 26:03.2 | 70 |
| 80 | Julien Jeandree | SR | Central Arkansas | 5:19.4 | 131 | ▲42 | 17:43.4 | 89 | ▲9 | 26:07.9 | 71 |
| 81 | Cory Landon | SO | Wichita State | 5:02.0 | 40 | ▼36 | 17:35.0 | 76 | ▼5 | 26:10.7 | |



Chile Pepper Cross Country Festival

Agri Park
Fayetteville, AR - University of Arkansas
September 21-22, 2018



| | | | | | | | | | | | |
|-----|---------------------|----|-------------------|--------|-----|------|---------|-----|-----|---------|-----|
| 82 | Hunter Nails | SO | AL-Huntsville | 5:20.5 | 142 | ▲46 | 17:44.8 | 96 | ▲14 | 26:11.0 | 72 |
| 83 | Sam Hengeli | JR | Emporia State | 5:10.8 | 90 | ▲17 | 17:33.5 | 73 | ▼10 | 26:12.3 | 73 |
| 84 | Caleb Bouchard | FR | North Texas | 5:05.9 | 63 | ▼5 | 17:30.6 | 68 | ▼16 | 26:12.9 | 74 |
| 85 | Kwanele Mthembu | FR | Cloud County | 5:06.2 | 66 | ▼3 | 17:31.0 | 69 | ▼16 | 26:13.4 | 75 |
| 86 | Nate Pudner | SO | South Alabama | 5:25.2 | 192 | ▲97 | 17:44.5 | 95 | ▲9 | 26:15.6 | 76 |
| 87 | Tyler Roberts | JR | Tampa | 4:59.4 | 25 | ▼34 | 17:25.7 | 59 | ▼28 | 26:17.6 | 77 |
| 88 | Brock Collins | SR | Central Arkansas | 5:20.7 | 146 | ▲53 | 17:44.2 | 93 | ▲5 | 26:18.7 | 78 |
| 89 | Brydon Groves-Scott | SR | AL-Huntsville | 5:15.6 | 112 | ▲14 | 17:46.0 | 98 | ▲9 | 26:19.1 | 79 |
| 90 | Ivan Hernandez | JR | Dallas Baptist | 5:03.5 | 50 | ▲6 | 17:17.6 | 44 | ▼46 | 26:19.6 | 80 |
| 91 | Harold LaCroix | SO | AL-Huntsville | 5:23.4 | 174 | ▲73 | 17:48.2 | 101 | ▲10 | 26:19.8 | 81 |
| 92 | Jared Ozee | SO | Missouri Sou | 5:10.1 | 87 | ▲6 | 17:39.0 | 81 | ▼11 | 26:21.5 | 82 |
| 93 | Joe Weber | SR | Tampa | 5:07.8 | 71 | ▼16 | 17:42.6 | 87 | ▼6 | 26:23.3 | 83 |
| 94 | Harry Bellow | SO | Trinity (TX) | 5:04.0 | 51 | ▼33 | 17:41.0 | 84 | ▼10 | 26:24.4 | 84 |
| 95 | Migael Strydom | FR | South Alabama | 5:34.5 | 261 | ▲135 | 18:01.2 | 126 | ▲31 | 26:24.9 | 85 |
| 96 | Oaklin Davis | JR | Oklahoma City | 5:22.5 | 163 | ▲58 | 17:53.9 | 105 | ▲9 | 26:25.4 | 86 |
| 97 | Matthew Morgan | FR | North Texas | 5:05.6 | 61 | ▼33 | 17:44.4 | 94 | ▼3 | 26:26.1 | 87 |
| 98 | Jed Helker | | Unattached4 | 5:02.1 | 41 | ▼21 | 17:26.3 | 62 | ▼36 | 26:27.4 | |
| 99 | Jacob Bishop | SO | AL-Huntsville | 5:16.6 | 117 | ▲20 | 17:45.1 | 97 | ▼2 | 26:27.6 | 88 |
| 100 | Seva Nix | JR | Drury | 5:07.3 | 69 | ▼23 | 17:44.1 | 92 | ▼8 | 26:27.9 | 89 |
| 101 | Peyton Ewoldt | SO | North Alabama | 5:21.6 | 157 | ▲42 | 17:56.2 | 115 | ▲14 | 26:28.1 | 90 |
| 102 | Andrew Cobos | SR | North Texas | 5:05.6 | 61 | ▼24 | 17:41.8 | 85 | ▼17 | 26:28.4 | |
| 103 | Isaac Roldan | JR | Oklahoma City | 5:26.0 | 202 | ▲96 | 17:54.3 | 106 | ▲3 | 26:28.4 | 91 |
| 104 | Grant Knoll | SR | Emporia State | 5:17.5 | 120 | ▲10 | 17:55.2 | 110 | ▲6 | 26:28.8 | 92 |
| 105 | Erick Rotich | SR | Stephen F. Austin | 5:14.0 | 101 | ▲2 | 17:47.0 | 99 | ▼6 | 26:29.1 | 93 |
| 106 | Grant Tiff | FR | Stephen F. Austin | 5:13.9 | 100 | ▼9 | 17:55.0 | 109 | ▲3 | 26:29.4 | 94 |
| 107 | Matthew Torvik | JR | Dallas Baptist | 5:04.5 | 55 | ▼45 | 17:47.1 | 100 | ▼7 | 26:30.6 | 95 |
| 108 | Ben Rolader | JR | South Alabama | 5:24.9 | 187 | ▲62 | 18:00.2 | 125 | ▲17 | 26:31.3 | 96 |
| 109 | Shane Walsh | SR | Eastern New Mex | | | | | | | 26:31.7 | 97 |
| 110 | Thom Reynders | FR | Cloud County | 5:21.4 | 153 | ▲45 | 17:54.7 | 108 | ▼2 | 26:32.2 | 98 |
| 111 | Cannon Leavitt | FR | UT-Dallas | 5:24.2 | 184 | ▲60 | 18:00.0 | 124 | ▲13 | 26:34.3 | 99 |
| 112 | Sergio Marcello | SR | TAMU-Commerce | 5:15.1 | 108 | ▼12 | 17:58.4 | 120 | ▲8 | 26:34.8 | 100 |
| 113 | Hunter Henderson | FR | Central Arkansas | 5:21.4 | 153 | ▲20 | 18:05.4 | 133 | ▲20 | 26:35.3 | 101 |
| 114 | Alonzo Pollum | SR | Central Arkansas | 5:20.6 | 145 | ▲29 | 17:56.6 | 116 | ▲2 | 26:35.7 | 102 |
| 115 | Blaine Whitson | SR | Oklahoma Baptist | 5:28.5 | 220 | ▲82 | 18:07.4 | 138 | ▲23 | 26:36.9 | 103 |
| 116 | Albert Maeder | | Red Dirt Harriers | 5:25.8 | 198 | ▲87 | 17:55.4 | 111 | ▼5 | 26:36.9 | 104 |
| 117 | Noah Eskew | FR | Oklahoma Baptist | 5:23.0 | 169 | ▲34 | 18:06.0 | 135 | ▲18 | 26:37.2 | 105 |
| 118 | Gabriel Sams | 21 | Emporia-KS | 5:05.0 | 58 | ▼46 | 17:53.1 | 104 | ▼14 | 26:39.1 | |
| 119 | Tyler Ford | | Unattached | 5:15.5 | 110 | ▼21 | 18:04.6 | 131 | ▲12 | 26:39.5 | |
| 120 | Robbie Schmidt | SO | Fort Hays State | 5:16.0 | 113 | ▲27 | 17:42.3 | 86 | ▼34 | 26:40.0 | 106 |
| 121 | Cameron Mills | FR | Oklahoma Baptist | 5:33.1 | 251 | ▲100 | 18:14.3 | 151 | ▲30 | 26:40.0 | 107 |
| 122 | Adrian Cedillo | SR | SW Assemblie | 5:20.5 | 142 | ▲23 | 17:57.7 | 119 | ▼3 | 26:40.2 | 108 |
| 123 | Owen McGlothlin | SO | Texas State | 5:09.9 | 85 | ▼28 | 17:56.0 | 113 | ▼10 | 26:40.3 | 109 |



Chile Pepper Cross Country Festival

Agri Park
Fayetteville, AR - University of Arkansas
September 21-22, 2018



| | | | | | | | | | | | |
|-----|------------------|----|--------------------|--------|-----|------|---------|-----|-----|---------|-----|
| 124 | Cade Michael | SO | Texas State | 5:09.5 | 79 | ▼35 | 17:56.1 | 114 | ▼10 | 26:41.2 | 110 |
| 125 | Nathaneal Rankin | SO | Ozarks | 5:10.9 | 91 | ▼16 | 17:54.6 | 107 | ▼18 | 26:42.0 | 111 |
| 126 | Garrison Blanton | SO | Northwestern | 5:14.7 | 105 | ▼12 | 17:57.0 | 117 | ▼9 | 26:42.8 | 112 |
| 127 | Brandon Cruz | FR | Wilmington | | | | | | | 26:42.8 | 113 |
| 128 | Robert Todoku | SO | Newman | 5:13.4 | 98 | ▼14 | 17:55.6 | 112 | ▼16 | 26:45.7 | 114 |
| 129 | Michael Boone | JR | Drury | 5:18.5 | 126 | ▼1 | 18:01.8 | 127 | ▼2 | 26:45.9 | 115 |
| 130 | John McCrackin | FR | AL-Huntsville | 5:24.0 | 180 | ▲35 | 18:10.1 | 145 | ▲15 | 26:47.5 | 116 |
| 131 | Jaron Hamilton | JR | Central Arkansas | 5:49.8 | 346 | ▲184 | 18:19.3 | 162 | ▲31 | 26:48.1 | 117 |
| 132 | Tyler Moore | SO | Unattached4 | 5:19.4 | 131 | ▼6 | 18:07.1 | 137 | ▲5 | 26:48.2 | |
| 133 | Angel Luera | FR | Dallas Baptist | 5:19.7 | 134 | ▼7 | 18:07.8 | 141 | ▲8 | 26:48.2 | 118 |
| 134 | Foster Hudsmith | SO | North Alabama | 5:23.2 | 172 | ▲40 | 18:04.9 | 132 | ▼2 | 26:48.8 | 119 |
| 135 | Travian Holst | FR | Texas State | 5:09.7 | 82 | ▼40 | 17:59.4 | 122 | ▼13 | 26:49.2 | 120 |
| 136 | Garrett Gantt | FR | Allen County CC | 5:09.0 | 76 | ▼45 | 17:58.5 | 121 | ▼15 | 26:50.0 | 121 |
| 137 | Mike Eisenbarth | FR | Fort Hays State | 5:34.4 | 260 | ▲122 | 18:07.4 | 138 | ▲1 | 26:51.0 | |
| 138 | Michael Wilson | SO | Tampa | 5:10.9 | 91 | ▼32 | 17:59.5 | 123 | ▼15 | 26:52.3 | 122 |
| 139 | Alex Bates | SR | Newman | 5:18.9 | 128 | ▼14 | 18:08.3 | 142 | ▲3 | 26:55.2 | 123 |
| 140 | Nathan Crowson | SR | Oklahoma Baptist | 5:32.6 | 246 | ▲60 | 18:28.1 | 186 | ▲46 | 26:56.0 | 124 |
| 141 | Garret Checchi | FR | Wilmington | 5:08.6 | 74 | ▼54 | 18:03.1 | 128 | ▼13 | 26:56.2 | 125 |
| 142 | Ilijah Coleman | JR | Oklahoma City | 5:26.4 | 205 | ▲75 | 18:04.5 | 130 | ▼12 | 26:57.1 | 126 |
| 143 | Thomas Sand | FR | South Alabama | 5:23.7 | 178 | ▲49 | 18:04.1 | 129 | ▼14 | 26:59.6 | 127 |
| 144 | Michael Harris | JR | Ozarks | 5:11.8 | 94 | ▼40 | 18:05.6 | 134 | ▼10 | 27:00.0 | 128 |
| 145 | Sean Curran | SO | Wichita State | 5:02.3 | 42 | ▼101 | 18:08.7 | 143 | ▼2 | 27:01.1 | |
| 146 | Emilio Medina | JR | UALR | 5:24.9 | 187 | ▲21 | 18:20.2 | 166 | ▲20 | 27:01.3 | 129 |
| 147 | Pedro Flores | SO | Stephen F. Austin | 5:15.5 | 110 | ▼45 | 18:15.1 | 155 | ▲8 | 27:02.3 | 130 |
| 148 | CJ Martinez | FR | Midland | 5:19.8 | 136 | ▼9 | 18:10.1 | 145 | ▼3 | 27:03.6 | 131 |
| 149 | Sean Popik | FR | Tampa | 5:24.0 | 180 | ▲28 | 18:14.8 | 152 | ▲3 | 27:04.1 | 132 |
| 150 | Kyle Hosting | | Unattached2 | 5:14.8 | 107 | ▼55 | 18:19.3 | 162 | ▲12 | 27:05.0 | |
| 151 | DeAngelo Robles | JR | Oklahoma Baptist | 5:18.4 | 125 | ▼40 | 18:20.1 | 165 | ▲14 | 27:05.0 | 133 |
| 152 | Cortland Cassidy | SR | Midland | 5:27.3 | 213 | ▲40 | 18:23.5 | 173 | ▲21 | 27:05.1 | 134 |
| 153 | Zach Howard | FR | AL-Huntsville | 5:25.7 | 197 | ▲50 | 18:11.5 | 147 | ▼6 | 27:05.3 | |
| 154 | Anthony Puerta | FR | UALR | 5:24.7 | 186 | ▲10 | 18:24.6 | 176 | ▲22 | 27:05.6 | 135 |
| 155 | Ricardo Banks | FR | UALR | 5:23.0 | 169 | ▲17 | 18:14.8 | 152 | ▼3 | 27:06.0 | 136 |
| 156 | Jarrett Ellis | SO | Oklahoma Baptist | 5:32.8 | 248 | ▲60 | 18:28.6 | 188 | ▲32 | 27:06.7 | 137 |
| 157 | Peter Torres | SR | Christian Brothers | 5:08.3 | 73 | ▼71 | 18:09.4 | 144 | ▼13 | 27:06.8 | 138 |
| 158 | Raul Sanchez | SO | Allen County CC | 5:09.5 | 79 | ▼38 | 17:57.0 | 117 | ▼41 | 27:07.9 | 139 |
| 159 | Andrew Sweeney | FR | AL-Huntsville | 5:23.4 | 174 | ▲26 | 18:13.3 | 148 | ▼11 | 27:08.2 | |
| 160 | Scott Downard | | Red Dirt Harriers | 5:30.4 | 232 | ▲68 | 18:19.6 | 164 | ▲4 | 27:08.6 | 140 |
| 161 | Alex Herbst | FR | AL-Huntsville | 5:25.8 | 198 | ▲46 | 18:14.8 | 152 | ▼9 | 27:08.6 | |
| 162 | CARSON SANDVIK | FR | East Central | 5:35.4 | 266 | ▲82 | 18:27.7 | 184 | ▲22 | 27:09.0 | 141 |
| 163 | Brenden Crews | FR | Drury | 5:09.3 | 78 | ▼72 | 18:13.7 | 150 | ▼13 | 27:09.9 | 142 |
| 164 | Lucas Shryock | FR | Emporia State | 5:23.6 | 177 | ▲28 | 18:13.6 | 149 | ▼15 | 27:10.2 | 143 |
| 165 | Lucas Goodspeed | | Red Dirt Harriers | 5:34.8 | 262 | ▲93 | 18:21.2 | 169 | ▲4 | 27:10.2 | 144 |



Chile Pepper Cross Country Festival

Agri Park
Fayetteville, AR - University of Arkansas
September 21-22, 2018



| | | | | | | | | | | | |
|-----|--------------------|----|--------------------|--------|-----|-----|---------|-----|-----|---------|-----|
| 166 | Victor Kipkirui | SR | ULM College | 5:12.7 | 97 | ▼39 | 18:07.0 | 136 | ▼30 | 27:10.4 | 145 |
| 167 | Jared Hamilton | SO | Central Arkansas | 5:19.7 | 134 | ▼6 | 18:07.7 | 140 | ▼27 | 27:11.6 | 146 |
| 168 | Mitchell Dervin | FR | Allen County CC | 5:09.6 | 81 | ▼87 | 18:20.8 | 168 | — | 27:12.0 | 147 |
| 169 | Matthew Cecotti | SO | UT-Tyler | 5:10.0 | 86 | ▼93 | 18:25.8 | 179 | ▲10 | 27:13.5 | 148 |
| 170 | Keaton Holt | SO | Trinity (TX) | 5:27.9 | 216 | ▲21 | 18:31.1 | 195 | ▲25 | 27:13.6 | 149 |
| 171 | Chase Bracher | FR | Texas State | 5:09.7 | 82 | ▼78 | 18:17.7 | 160 | ▼11 | 27:14.7 | 150 |
| 172 | Cole Bosley | SR | Emporia State | 5:21.7 | 158 | ▲2 | 18:15.2 | 156 | ▼16 | 27:15.6 | 151 |
| 173 | Matt Moler | FR | Drury | 5:30.8 | 236 | ▲61 | 18:24.5 | 175 | ▲2 | 27:15.9 | 152 |
| 174 | JACK GOODWIN | JR | Christian Brothers | 5:21.3 | 152 | ▼7 | 18:16.9 | 159 | ▼15 | 27:16.0 | 153 |
| 175 | TOMMY GREBE | JR | East Central | 5:20.9 | 148 | ▼10 | 18:16.7 | 158 | ▼17 | 27:16.8 | 154 |
| 176 | Cody Walker | JR | SW Assemblie | 5:13.8 | 99 | ▼84 | 18:27.6 | 183 | ▲7 | 27:17.6 | 155 |
| 177 | Aaron Svetlecic | FR | Dallas Baptist | 5:18.9 | 128 | ▼49 | 18:24.9 | 177 | — | 27:18.6 | |
| 178 | Evan Luecke | SR | TAMU-Commerce | 5:18.2 | 124 | ▼43 | 18:20.7 | 167 | ▼11 | 27:18.6 | 156 |
| 179 | Tucker Dahle | SO | NW Missouri St. | 5:26.9 | 210 | ▲12 | 18:32.8 | 198 | ▲19 | 27:19.3 | 157 |
| 180 | JAKAVEON SHAW | FR | East Central | 5:31.3 | 238 | ▲51 | 18:28.4 | 187 | ▲7 | 27:19.7 | 158 |
| 181 | Robert Herrera | FR | SW Assemblie | 5:22.7 | 165 | ▼27 | 18:30.1 | 192 | ▲11 | 27:20.2 | 159 |
| 182 | Cedrick Watson | FR | Southwestern CC | 5:22.7 | 165 | ▼9 | 18:23.7 | 174 | ▼8 | 27:20.3 | 160 |
| 183 | Edwin Aparicio | JR | TAMU-Commerce | 5:17.7 | 122 | ▼56 | 18:25.4 | 178 | ▼5 | 27:21.9 | 161 |
| 184 | Tyler Rohrman | JR | Hardin-Simmons | 5:25.8 | 198 | ▲17 | 18:26.8 | 181 | ▼3 | 27:22.6 | 162 |
| 185 | Brooks Hedstrom | JR | UA-Fort Smith | 5:21.0 | 149 | ▼22 | 18:22.2 | 171 | ▼14 | 27:23.5 | 163 |
| 186 | Matthew Maki | FR | Emporia State | 5:21.9 | 161 | ▼9 | 18:21.4 | 170 | ▼16 | 27:25.7 | 164 |
| 187 | Jack Gipson | FR | UT-Tyler | 5:17.5 | 120 | ▼61 | 18:26.8 | 181 | ▼6 | 27:26.1 | 165 |
| 188 | Brian Wongchotigul | SR | Trinity (TX) | 5:16.8 | 118 | ▼54 | 18:22.9 | 172 | ▼16 | 27:26.4 | 166 |
| 189 | Will McIlroy | JR | UT-Tyler | 5:11.8 | 94 | ▼63 | 18:16.3 | 157 | ▼32 | 27:26.8 | 167 |
| 190 | Zach Houghland | JR | NW Missouri St. | 5:26.4 | 205 | ▲11 | 18:30.8 | 194 | ▲4 | 27:27.0 | 168 |
| 191 | Niles Obar | FR | Dallas Baptist | 5:19.0 | 130 | ▼50 | 18:26.3 | 180 | ▼11 | 27:27.5 | |
| 192 | Adam Wallenfelsz | JR | AL-Huntsville | 5:21.4 | 153 | ▼36 | 18:28.7 | 189 | ▼3 | 27:28.4 | |
| 193 | Devon Sullivan | FR | Tampa | 5:19.8 | 136 | ▼54 | 18:28.8 | 190 | ▼3 | 27:29.1 | 169 |
| 194 | Ty Hansen | SR | Midland | 5:21.7 | 158 | ▼3 | 18:18.5 | 161 | ▼33 | 27:29.2 | 170 |
| 195 | Dylan Pausic | SO | South Alabama | 5:25.3 | 193 | ▲2 | 18:29.9 | 191 | ▼4 | 27:32.1 | 171 |
| 196 | Ryan Way | SR | Drury | 5:26.8 | 209 | ▲13 | 18:31.6 | 196 | — | 27:33.7 | 172 |
| 197 | Garrett Pierce | FR | College of t | 5:36.4 | 272 | ▲64 | 18:40.5 | 208 | ▲11 | 27:35.4 | 173 |
| 198 | Brandon McDonald | SR | ULM College | 5:26.5 | 207 | ▲14 | 18:30.3 | 193 | ▼5 | 27:35.7 | 174 |
| 199 | Robert Kraus | FR | Southern Arkansa | 5:29.8 | 228 | ▲27 | 18:34.0 | 201 | ▲2 | 27:36.6 | 175 |
| 200 | Christian Escritt | FR | Southern Nazarer | 5:17.3 | 119 | ▼66 | 18:27.9 | 185 | ▼15 | 27:37.1 | 176 |
| 201 | Alex Ultreras | SO | Newman | 5:23.0 | 169 | ▼30 | 18:33.4 | 199 | ▼2 | 27:38.1 | 177 |
| 202 | Samuel Baumer | SO | College of t | 5:35.9 | 269 | ▲59 | 18:43.9 | 210 | ▲8 | 27:38.8 | 178 |
| 203 | Brant Cook | SR | Central Arkansas | 5:25.5 | 195 | ▼8 | 18:37.1 | 203 | — | 27:40.2 | |
| 204 | Joseph Wohlers | FR | AL-Huntsville | 5:23.4 | 174 | ▼32 | 18:38.9 | 206 | ▲2 | 27:40.5 | |
| 205 | Tripp Maloy | SR | AL-Huntsville | 5:30.3 | 230 | ▲25 | 18:38.7 | 205 | — | 27:43.5 | |
| 206 | Bryce Merriman | FR | Wichita State | 5:40.4 | 304 | ▲75 | 18:52.6 | 229 | ▲23 | 27:44.0 | |
| 207 | Caleb Jones | SO | Dallas Baptist | 5:20.5 | 142 | ▼55 | 18:32.3 | 197 | ▼10 | 27:47.1 | |



Chile Pepper Cross Country Festival

Agri Park
Fayetteville, AR - University of Arkansas
September 21-22, 2018



| | | | | | | | | | | | |
|-----|------------------|----|--------------------|--------|-----|------|---------|-----|-----|---------|-----|
| 208 | Garvin Chilton | SO | TAMU-Commerce | 5:31.3 | 238 | ▲20 | 18:47.5 | 218 | ▲10 | 27:48.4 | 179 |
| 209 | Aaron Brinegar | SR | Southern Nazarer | 5:41.9 | 315 | ▲75 | 18:57.2 | 240 | ▲31 | 27:49.6 | 180 |
| 210 | Ryan LaGanke | SR | North Alabama | 5:41.0 | 311 | ▲75 | 18:55.8 | 236 | ▲26 | 27:49.9 | 181 |
| 211 | Shane Breheny | SO | Southwestern CC | 5:36.5 | 273 | ▲64 | 18:41.4 | 209 | ▼2 | 27:50.8 | 182 |
| 212 | Jacob Axton | JR | Christian Brothers | 5:22.5 | 163 | ▼37 | 18:33.5 | 200 | ▼12 | 27:51.0 | 183 |
| 213 | Bryce Koenig | JR | Northwestern | 5:26.1 | 203 | ▲1 | 18:36.1 | 202 | ▼11 | 27:51.7 | 184 |
| 214 | Tyler Sanchez | SR | McMurry | 5:30.0 | 229 | ▲22 | 18:40.4 | 207 | ▼7 | 27:52.0 | 185 |
| 215 | Sage Breed | SR | TAMU-Commerce | 5:28.5 | 220 | ▲6 | 18:46.5 | 214 | ▼1 | 27:52.7 | 186 |
| 216 | Jack Lowry | | Unattached5 | 5:33.6 | 253 | ▲22 | 18:53.0 | 231 | ▲15 | 27:53.0 | |
| 217 | Anthony Vasquez | FR | Southern Arkansa | 5:29.6 | 227 | ▲15 | 18:44.1 | 212 | ▼5 | 27:54.1 | 187 |
| 218 | Tyler Newton | SO | North Alabama | 5:40.3 | 303 | ▲76 | 18:51.9 | 227 | ▲9 | 27:55.9 | 188 |
| 219 | Trent Sakakini | FR | UT-Dallas | 5:29.4 | 226 | ▲5 | 18:48.3 | 221 | ▲2 | 27:56.8 | 189 |
| 220 | Adrian Pishny | SO | Allen County CC | 5:25.3 | 193 | ▼37 | 18:52.8 | 230 | ▲10 | 27:57.5 | 190 |
| 221 | Jackson Witt | SR | Southern Nazarer | 5:32.1 | 244 | ▲25 | 18:47.8 | 219 | ▼2 | 27:58.0 | 191 |
| 222 | Cameron Byrley | SR | Drury | 5:30.7 | 235 | ▲12 | 18:48.8 | 223 | ▲1 | 27:58.0 | 192 |
| 223 | Mason Boswell | SO | TAMU-Commerce | 5:31.1 | 237 | ▲12 | 18:50.9 | 225 | ▲2 | 27:58.8 | 193 |
| 224 | Steeven Martinez | SR | TAMU-Commerce | 5:28.1 | 217 | ▼7 | 18:48.9 | 224 | — | 27:58.9 | 194 |
| 225 | Larry Lombard | SR | South Alabama | 5:47.6 | 336 | ▲78 | 19:06.4 | 258 | ▲33 | 27:59.0 | 195 |
| 226 | Michael Peraza | FR | Allen County CC | 5:27.0 | 212 | ▼10 | 18:48.7 | 222 | ▼4 | 27:59.6 | |
| 227 | Beau Billings | SR | East Texas Baptis | 5:51.9 | 355 | ▲74 | 19:14.8 | 281 | ▲54 | 27:59.8 | 196 |
| 228 | Johnathan Avila | SR | Wilmington | 5:18.5 | 126 | ▼84 | 18:43.9 | 210 | ▼18 | 28:00.6 | 197 |
| 229 | Sage Butler | FR | UT-Tyler | 5:20.7 | 146 | ▼68 | 18:46.5 | 214 | ▼15 | 28:02.4 | 198 |
| 230 | Charlie Reichert | | Red Dirt Harriers | 5:28.8 | 223 | ▲6 | 18:46.9 | 217 | ▼13 | 28:02.5 | 199 |
| 231 | Nathan Adams | JR | UT-Tyler | 5:14.2 | 102 | ▼102 | 18:38.0 | 204 | ▼27 | 28:03.6 | 200 |
| 232 | Benjamin Duong | SO | Dallas Baptist | 5:20.3 | 140 | ▼79 | 18:47.8 | 219 | ▼13 | 28:03.8 | |
| 233 | William Purifoy | FR | Drury | 5:29.1 | 225 | ▼9 | 18:54.8 | 234 | ▲1 | 28:04.7 | 201 |
| 234 | Trevor Poulson | SO | Southern Arkansa | 5:36.8 | 276 | ▲31 | 19:01.1 | 245 | ▲11 | 28:05.7 | 202 |
| 235 | LUDRECHE BOUANG | JR | East Central | 5:26.9 | 210 | ▼27 | 18:56.4 | 237 | ▲2 | 28:06.3 | 203 |
| 236 | Chad Conway | FR | Trinity (TX) | 5:34.3 | 258 | ▲7 | 19:03.8 | 251 | ▲15 | 28:06.8 | 204 |
| 237 | James Kennedy | JR | Wilmington | 5:20.2 | 138 | ▼94 | 18:53.6 | 232 | ▼5 | 28:07.4 | 205 |
| 238 | Liam Lynch | FR | Drury | 5:27.5 | 214 | ▼14 | 18:52.1 | 228 | ▼10 | 28:08.2 | |
| 239 | Daniel Henkes | SR | Trinity (TX) | 5:38.7 | 290 | ▲49 | 18:57.7 | 241 | ▲2 | 28:08.5 | 206 |
| 240 | Connor Stine | JR | Wichita State | 5:40.5 | 306 | ▲57 | 19:02.8 | 249 | ▲9 | 28:09.2 | |
| 241 | Caleb Varnador | FR | Southern Arkansa | 5:31.9 | 243 | ▲30 | 18:45.1 | 213 | ▼28 | 28:10.2 | 207 |
| 242 | SANDRO RAMIREZ | FR | East Central | 5:30.6 | 234 | ▲18 | 18:46.6 | 216 | ▼26 | 28:10.8 | 208 |
| 243 | Lorenzo Juarez | SR | Eastern New Mex | 5:43.0 | 318 | ▲68 | 19:03.5 | 250 | ▲7 | 28:11.2 | 209 |
| 244 | Anton Reeves | FR | Cloud County | 5:38.7 | 290 | ▲34 | 19:06.1 | 256 | ▲12 | 28:11.3 | 210 |
| 245 | Brendan Bena | SO | Drury | 5:30.5 | 233 | ▼2 | 18:55.0 | 235 | ▼10 | 28:11.4 | |
| 246 | Luke Hippensteel | FR | Trinity (TX) | 5:28.1 | 217 | ▼15 | 18:53.6 | 232 | ▼14 | 28:11.5 | 211 |
| 247 | Miguel Suero | SR | Wilmington | 5:28.4 | 219 | ▼27 | 19:01.3 | 246 | ▼1 | 28:15.0 | 212 |
| 248 | William Bryant | SR | AL-Huntsville | 5:39.1 | 294 | ▲43 | 19:03.8 | 251 | ▲3 | 28:15.6 | |
| 249 | Ivan Solis | FR | Southern Arkansa | 5:39.1 | 294 | ▲23 | 19:10.9 | 271 | ▲22 | 28:16.5 | 213 |



Chile Pepper Cross Country Festival

Agri Park
Fayetteville, AR - University of Arkansas
September 21-22, 2018



| | | | | | | | | | | | |
|-----|---------------------|----|--------------------|--------|-----|------|---------|-----|-----|---------|-----|
| 250 | Gavin Connell | FR | North Iowa Area C | 5:25.6 | 196 | ▼51 | 19:02.1 | 247 | ▼3 | 28:16.9 | 214 |
| 251 | Ablel Gebreselase | FR | Cloud County | 5:38.2 | 287 | ▲30 | 19:06.2 | 257 | ▲6 | 28:18.3 | 215 |
| 252 | Jacob Decker | JR | Drury | 5:39.8 | 300 | ▲41 | 19:07.4 | 259 | ▲7 | 28:18.3 | |
| 253 | Devin Berry | FR | North Alabama | 5:40.5 | 306 | ▲64 | 18:59.3 | 242 | ▼11 | 28:18.5 | 216 |
| 254 | Joel Fane | FR | Allen County CC | 5:16.3 | 115 | ▼122 | 18:56.4 | 237 | ▼17 | 28:20.3 | |
| 255 | Trenton Wells | FR | Drury | 5:34.1 | 255 | ▲16 | 18:57.0 | 239 | ▼16 | 28:21.1 | |
| 256 | Joshua Morgan | FR | Trinity (TX) | 5:35.3 | 265 | ▲18 | 19:02.1 | 247 | ▼9 | 28:22.0 | |
| 257 | Brendan Twiggs | SO | Tampa | 5:11.5 | 93 | ▼133 | 18:51.0 | 226 | ▼31 | 28:23.4 | 217 |
| 258 | Carter Reynolds | FR | UALR | 5:24.6 | 185 | ▼82 | 19:10.2 | 267 | ▲9 | 28:23.9 | 218 |
| 259 | Noble Buckhaults | FR | Northwestern | 5:26.6 | 208 | ▼56 | 19:08.9 | 264 | ▲5 | 28:26.1 | 219 |
| 260 | Braden Clapp | FR | Oral Roberts | 5:34.1 | 255 | ▼32 | 19:19.6 | 287 | ▲27 | 28:28.4 | |
| 261 | Jace Hull | FR | Drury | 5:40.4 | 304 | ▲50 | 19:05.1 | 254 | ▼7 | 28:29.3 | |
| 262 | Brett Borchert | FR | Central Arkansas | 5:31.4 | 240 | ▼34 | 19:12.2 | 274 | ▲12 | 28:29.5 | |
| 263 | Christian Poag | JR | North Alabama | 5:52.6 | 362 | ▲65 | 19:28.8 | 297 | ▲34 | 28:30.2 | 220 |
| 264 | Jackson Meyer | FR | Trinity (TX) | 5:35.4 | 266 | ▲11 | 19:05.8 | 255 | ▼9 | 28:30.6 | |
| 265 | Joshua Arnold | SR | North Alabama | 5:43.5 | 321 | ▲38 | 19:16.7 | 283 | ▲18 | 28:31.3 | |
| 266 | Christian Kondor | SO | UT-Dallas | 5:38.1 | 286 | ▲24 | 19:08.4 | 262 | ▼4 | 28:32.6 | 221 |
| 267 | Michael Field | SR | LeTourneau | 5:28.5 | 220 | ▼58 | 19:14.1 | 278 | ▲11 | 28:33.3 | 222 |
| 268 | Garrett Meyer | SR | Eastern New Mex | 5:40.9 | 309 | ▲37 | 19:11.0 | 272 | ▲4 | 28:33.5 | 223 |
| 269 | Rogelio Araiza | SR | UALR | 5:38.4 | 288 | ▲15 | 19:11.1 | 273 | ▲4 | 28:33.8 | 224 |
| 270 | Jason Landon | | Unattached5 | 5:36.2 | 271 | ▲8 | 19:08.7 | 263 | ▼7 | 28:33.9 | |
| 271 | Will Philips | JR | UA-Fort Smith | 5:30.3 | 230 | ▼30 | 19:08.0 | 260 | ▼11 | 28:34.3 | 225 |
| 272 | Kevin Dietrich | JR | ULM College | 5:32.9 | 249 | ▼28 | 19:13.4 | 277 | ▲5 | 28:34.5 | 226 |
| 273 | Daniel Delgado | FR | Southern Arkansa | 5:38.7 | 290 | ▲11 | 19:14.2 | 279 | ▲6 | 28:34.5 | 227 |
| 274 | Jack Powers | SO | Trinity (TX) | 5:32.5 | 245 | ▼8 | 19:04.4 | 253 | ▼21 | 28:34.8 | |
| 275 | Lorien Nightingale | SO | LeTourneau | 5:25.9 | 201 | ▼69 | 19:10.6 | 270 | ▼5 | 28:35.0 | 228 |
| 276 | Zach Hood | FR | Christian Brothers | 5:27.5 | 214 | ▼61 | 19:12.7 | 275 | ▼1 | 28:35.1 | 229 |
| 277 | Zach Kush | FR | NW Missouri St. | 5:59.9 | 391 | ▲95 | 19:28.7 | 296 | ▲19 | 28:35.6 | 230 |
| 278 | Joesph Fitzpatrick | FR | Allen County CC | 5:19.4 | 131 | ▼129 | 19:08.0 | 260 | ▼18 | 28:39.5 | |
| 279 | Zach Staples | FR | NW Missouri St. | 5:43.5 | 321 | ▲27 | 19:28.6 | 294 | ▲15 | 28:41.2 | 231 |
| 280 | Abdiaziz Wako | SO | North Iowa Area C | 5:17.7 | 122 | ▼121 | 19:00.5 | 243 | ▼37 | 28:41.9 | 232 |
| 281 | Burke Deters | SO | Cloud County | 5:52.4 | 358 | ▲48 | 19:38.5 | 310 | ▲29 | 28:42.1 | 233 |
| 282 | Chris Shirk | SR | Stephen F. Austin | 5:37.1 | 279 | ▲4 | 19:12.7 | 275 | ▼7 | 28:42.7 | 234 |
| 283 | Sean Lowry | FR | Drury | 5:34.2 | 257 | ▼31 | 19:20.4 | 288 | ▲5 | 28:42.8 | |
| 284 | Makenzie Wahpepah-t | | Red Dirt Harriers | 5:42.6 | 317 | ▲24 | 19:28.4 | 293 | ▲9 | 28:43.5 | 235 |
| 285 | Sena Murray | FR | Christian Brothers | 5:31.7 | 242 | ▼49 | 19:23.5 | 291 | ▲6 | 28:44.3 | 236 |
| 286 | Quinton Bryson | JR | UT-Tyler | 5:25.1 | 191 | ▼75 | 19:10.0 | 266 | ▼20 | 28:45.1 | 237 |
| 287 | Phoenix Shadden | SO | Southwestern CC | 5:44.0 | 324 | ▲40 | 19:17.0 | 284 | ▼3 | 28:46.2 | 238 |
| 288 | Jaeden Miller | SO | Ozarks | 5:35.8 | 268 | ▼1 | 19:10.5 | 269 | ▼19 | 28:46.6 | 239 |
| 289 | Sam Pedelty | FR | North Iowa Area C | 5:40.1 | 302 | ▼9 | 19:39.2 | 311 | ▲22 | 28:46.9 | 240 |
| 290 | Hunter Tucker | SO | UALR | 5:21.8 | 160 | ▼108 | 19:10.3 | 268 | ▼22 | 28:47.3 | 241 |
| 291 | Daniel Hennigar | SO | North Iowa Area C | 5:36.0 | 270 | ▼22 | 19:26.3 | 292 | ▲1 | 28:47.8 | 242 |



Chile Pepper Cross Country Festival

Agri Park
Fayetteville, AR - University of Arkansas
September 21-22, 2018



| | | | | | | | | | | | |
|-----|-------------------|----|--------------------|--------|-----|------|---------|-----|-----|---------|-----|
| 292 | Eric Jaramillo | SR | Christian Brothers | 5:21.2 | 151 | ▼93 | 19:00.8 | 244 | ▼48 | 28:48.4 | 243 |
| 293 | River Smith | SO | Hardin-Simmons | 5:32.9 | 249 | ▼33 | 19:16.1 | 282 | ▼11 | 28:48.8 | 244 |
| 294 | Johnelle Joe | SO | Wilmington | 5:16.4 | 116 | ▼149 | 19:09.3 | 265 | ▼29 | 28:49.5 | 245 |
| 295 | Josue Lopez | SR | Southern Arkansa | 5:38.9 | 293 | ▲13 | 19:14.4 | 280 | ▼15 | 28:49.5 | |
| 296 | Korey Shivley | FR | South Alabama | 5:50.9 | 352 | ▲53 | 19:29.9 | 299 | ▲3 | 28:49.7 | |
| 297 | Colin Shreve | FR | Southwestern CC | 5:44.4 | 327 | ▲37 | 19:21.9 | 290 | ▼7 | 28:51.4 | 246 |
| 298 | Bryce Choate | SR | Oral Roberts | 5:34.3 | 258 | ▼27 | 19:19.2 | 285 | ▼13 | 28:51.9 | |
| 299 | Ben Ivory | SO | Northwestern | 5:32.6 | 246 | ▼43 | 19:21.3 | 289 | ▼10 | 28:53.9 | 247 |
| 300 | Jose Pena | JR | Southern Nazarer | 5:46.1 | 333 | ▲35 | 19:29.4 | 298 | ▼2 | 28:56.8 | 248 |
| 301 | Tyler Arrington | FR | Oral Roberts | 5:33.7 | 254 | ▼32 | 19:19.5 | 286 | ▼15 | 28:59.6 | |
| 302 | Daniel Olson | SO | Midland | 5:40.0 | 301 | ▼10 | 19:39.2 | 311 | ▲9 | 28:59.8 | 249 |
| 303 | Charles Devorce | JR | Newman | 5:37.4 | 281 | ▼25 | 19:36.6 | 306 | ▲3 | 28:59.8 | 250 |
| 304 | Nathan Andress | SR | Hendrix College | 5:41.7 | 314 | ▲6 | 19:37.7 | 308 | ▲4 | 29:00.4 | |
| 305 | Ben Splain | SO | Hardin-Simmons | 5:49.6 | 344 | ▲40 | 19:36.4 | 304 | ▼1 | 29:00.6 | 251 |
| 306 | Hunter Davis | FR | North Alabama | 5:44.3 | 326 | ▲26 | 19:31.8 | 300 | ▼6 | 29:02.7 | |
| 307 | Skyler Rawlings | FR | Southwestern CC | 5:44.5 | 328 | ▲25 | 19:36.2 | 303 | ▼4 | 29:04.9 | 252 |
| 308 | Shane York | SR | College of t | 5:48.1 | 339 | ▲22 | 19:44.7 | 317 | ▲9 | 29:07.0 | 253 |
| 309 | Latham Hensley | JR | McMurry | 5:39.5 | 299 | ▼10 | 19:38.3 | 309 | — | 29:07.5 | 254 |
| 310 | Grant Dieken | SO | North Iowa Area C | 5:36.8 | 276 | ▼26 | 19:32.8 | 302 | ▼8 | 29:10.2 | 255 |
| 311 | Aaron Martinez | FR | Hardin-Simmons | 5:53.1 | 364 | ▲42 | 19:49.4 | 322 | ▲11 | 29:12.9 | 256 |
| 312 | Chance Balsamo | SO | Southern Arkansa | 5:54.6 | 371 | ▲47 | 19:50.1 | 324 | ▲12 | 29:16.8 | |
| 313 | Andres Uriegas | SO | UT-Dallas | 5:24.0 | 180 | ▼114 | 19:28.6 | 294 | ▼19 | 29:17.2 | 257 |
| 314 | Alexander France | FR | Midland | 5:55.1 | 373 | ▲50 | 19:49.5 | 323 | ▲9 | 29:17.3 | 258 |
| 315 | Tumiso Tidimane | JR | Northwestern | 5:24.1 | 183 | ▼122 | 19:36.5 | 305 | ▼10 | 29:20.4 | 259 |
| 316 | Blake Stroud | JR | UT-Dallas | 5:44.1 | 325 | ▲5 | 19:47.1 | 320 | ▲4 | 29:21.5 | 260 |
| 317 | Samuel Rouse | FR | McMurry | 5:39.4 | 297 | ▼31 | 19:54.9 | 328 | ▲11 | 29:22.3 | 261 |
| 318 | Cliff Nichols | JR | NW Missouri St. | 5:57.2 | 382 | ▲42 | 20:03.4 | 340 | ▲22 | 29:26.3 | 262 |
| 319 | Josh Jaggernauth | | Unattached3 | 5:41.1 | 312 | ▼1 | 19:40.4 | 313 | ▼6 | 29:26.7 | |
| 320 | Cody Schmidt | FR | Northwestern | 5:34.8 | 262 | ▼45 | 19:37.1 | 307 | ▼13 | 29:27.3 | 263 |
| 321 | Trevor Hall | FR | TAMU-Commerce | 5:38.0 | 284 | ▼35 | 19:46.6 | 319 | ▼2 | 29:28.8 | |
| 322 | Dalton Schaffer | SO | Iowa Central CC | 5:45.8 | 331 | ▲15 | 19:43.9 | 316 | ▼6 | 29:28.9 | 264 |
| 323 | Christopher Reyna | JR | UT-Dallas | 5:46.0 | 332 | ▲1 | 19:55.8 | 331 | ▲8 | 29:29.6 | 265 |
| 324 | Zane Miller | FR | North Iowa Area C | 5:36.5 | 273 | ▼42 | 19:43.1 | 315 | ▼9 | 29:32.7 | 266 |
| 325 | Shane Rinde | FR | Eastern New Mex | 6:05.2 | 398 | ▲49 | 20:11.5 | 349 | ▲24 | 29:32.7 | 267 |
| 326 | Wesley Anderson | SO | LeTourneau | 5:39.4 | 297 | ▼33 | 19:55.4 | 330 | ▲4 | 29:32.8 | 268 |
| 327 | David Byrd | SO | College of t | 5:52.4 | 358 | ▲23 | 19:59.1 | 335 | ▲8 | 29:33.0 | 269 |
| 328 | Sammy Magallan | SO | Hardin-Simmons | 5:37.8 | 283 | ▼38 | 19:48.7 | 321 | ▼7 | 29:34.3 | 270 |
| 329 | Cameron Tingle | JR | ULM College | 5:38.5 | 289 | ▼43 | 19:56.7 | 332 | ▲3 | 29:35.2 | 271 |
| 330 | John Gabriel | JR | UT-Dallas | 5:37.3 | 280 | ▼34 | 19:40.6 | 314 | ▼16 | 29:35.4 | 272 |
| 331 | Adren Soto | FR | Eastern New Mex | 5:56.7 | 380 | ▲38 | 20:05.5 | 342 | ▲11 | 29:36.1 | 273 |
| 332 | Oliver Perez | JR | UA-Fort Smith | 5:48.3 | 340 | ▲6 | 19:58.3 | 334 | ▲2 | 29:36.8 | 274 |
| 333 | Jose Alvarez | FR | SW Assemblie | 5:28.9 | 224 | ▼77 | 19:32.6 | 301 | ▼32 | 29:37.0 | 275 |



Chile Pepper Cross Country Festival

Agri Park

Fayetteville, AR - University of Arkansas

September 21-22, 2018




| | | | | | | | | | | | |
|-----|--------------------|----|-------------------|--------|-----|------|---------|-----|-----|---------|-----|
| 334 | Eric Hawkins | SO | ULM College | 5:45.4 | 330 | ▼6 | 19:59.6 | 336 | ▲2 | 29:38.2 | 276 |
| 335 | David Buss | SO | Trinity (TX) | 5:39.2 | 296 | ▼22 | 19:45.3 | 318 | ▼17 | 29:38.2 | |
| 336 | Chris Kincaid | SO | Northwestern | 5:43.6 | 323 | ▼2 | 19:51.4 | 325 | ▼11 | 29:39.7 | 277 |
| 337 | Samuel Yaro | SO | Lindenwood | 5:47.9 | 338 | ▼18 | 20:15.4 | 356 | ▲19 | 29:41.6 | 278 |
| 338 | Michael Clark | FR | Hardin-Simmons | 5:56.0 | 377 | ▲33 | 20:08.9 | 344 | ▲6 | 29:42.3 | 279 |
| 339 | Carlos James | SR | Oklahoma Baptist | 6:03.0 | 395 | ▲37 | 20:16.7 | 358 | ▲19 | 29:43.7 | 280 |
| 340 | David Burciaga | FR | SW Assemblie | 5:40.9 | 309 | ▼24 | 19:57.4 | 333 | ▼7 | 29:44.2 | 281 |
| 341 | Kramer Crider | JR | AL-Huntsville | 5:51.9 | 355 | ▲29 | 19:52.9 | 326 | ▼15 | 29:45.6 | |
| 342 | Wesley Moore | FR | College of t | 5:48.3 | 340 | ▼1 | 20:03.9 | 341 | ▼1 | 29:47.8 | 282 |
| 343 | Benjamin Abikhaled | FR | Trinity (TX) | 5:52.5 | 360 | ▲10 | 20:11.7 | 350 | ▲7 | 29:48.6 | |
| 344 | Corey Lewenkamp | SR | AL-Huntsville | 5:55.3 | 374 | ▲8 | 20:21.3 | 366 | ▲22 | 29:49.7 | |
| 345 | GRANT DUNCAN | JR | East Central | 5:49.4 | 343 | ▲6 | 20:00.1 | 337 | ▼8 | 29:50.8 | |
| 346 | Tyler Stout | FR | Hardin-Simmons | 5:50.2 | 350 | ▲21 | 19:55.2 | 329 | ▼17 | 29:51.7 | 283 |
| 347 | Caleb Stewart | SO | Stephen F. Austin | 5:36.9 | 278 | ▼49 | 19:54.1 | 327 | ▼20 | 29:52.2 | 284 |
| 348 | Preston Kimmel | FR | East Texas Baptis | 5:54.3 | 369 | ▲18 | 20:12.6 | 351 | ▲3 | 29:53.4 | 285 |
| 349 | Aaron Garcia | SO | Trinity (TX) | 5:51.8 | 354 | ▲8 | 20:10.1 | 346 | ▼3 | 29:54.3 | |
| 350 | Sam Scaggs | SR | College of t | 5:57.8 | 385 | ▲25 | 20:17.0 | 360 | ▲10 | 29:54.6 | 286 |
| 351 | Andrew Koob | FR | Trinity (TX) | 5:52.2 | 357 | ▲11 | 20:10.1 | 346 | ▼5 | 29:54.7 | |
| 352 | Phillip Selmer | SO | Southwestern CC | 6:00.2 | 393 | ▲22 | 20:26.3 | 371 | ▲19 | 29:55.1 | 287 |
| 353 | Dakota Fritts | SO | Ozarks | 5:43.1 | 320 | ▼34 | 20:12.9 | 354 | ▲1 | 29:58.8 | 288 |
| 354 | Joshua Carstens | FR | Southwestern CC | 5:49.0 | 342 | ▼1 | 20:06.7 | 343 | ▼11 | 29:59.0 | 289 |
| 355 | Luis Garcia | SO | Ozarks | 5:44.9 | 329 | ▼34 | 20:19.3 | 363 | ▲8 | 30:01.3 | 290 |
| 356 | Ricky Cu villier | FR | Cloud County | 5:57.0 | 381 | ▲11 | 20:25.6 | 370 | ▲14 | 30:03.0 | |
| 357 | Marcus Arroyo | FR | Hardin-Simmons | 5:49.9 | 347 | ▲2 | 20:09.4 | 345 | ▼12 | 30:03.4 | |
| 358 | Merritt Suenram | SR | Southern Nazarer | 5:59.9 | 391 | ▲43 | 20:11.1 | 348 | ▼10 | 30:06.8 | 291 |
| 359 | Kyle Nickols | FR | UT-Dallas | 5:35.2 | 264 | ▼75 | 20:03.2 | 339 | ▼20 | 30:08.8 | |
| 360 | Arturo Valdez | FR | SW Assemblie | 5:24.9 | 187 | ▼151 | 20:02.7 | 338 | ▼22 | 30:10.0 | 292 |
| 361 | Matthew Fraijo | FR | Trinity (TX) | 5:53.2 | 366 | ▲15 | 20:12.6 | 351 | ▼10 | 30:14.3 | |
| 362 | Colton Reed | SO | Northwestern | 5:37.6 | 282 | ▼73 | 20:14.1 | 355 | ▼7 | 30:15.3 | |
| 363 | Garrett Kinsey | SO | Tabor College | 5:43.0 | 318 | ▼44 | 20:18.8 | 362 | ▼1 | 30:15.5 | |
| 364 | Caleb Mendoza | SO | Oral Roberts | 5:56.2 | 378 | ▲19 | 20:16.9 | 359 | ▼5 | 30:17.8 | |
| 365 | Jansen Nowell | SO | ULM College | 5:42.0 | 316 | ▼52 | 20:22.5 | 368 | ▲3 | 30:19.8 | 293 |
| 366 | Richard Denton | SO | Hardin-Simmons | 5:55.6 | 375 | ▲8 | 20:21.6 | 367 | ▲1 | 30:20.1 | |
| 367 | Stephen Brown | FR | East Texas Baptis | 5:54.5 | 370 | ▲5 | 20:21.0 | 365 | ▼2 | 30:22.3 | 294 |
| 368 | Taylor Hawkins | FR | Southern Nazarer | 5:53.7 | 367 | ▼7 | 20:32.4 | 374 | ▲6 | 30:27.7 | 295 |
| 369 | Louis Bolander | JR | Eastern New Mex | 5:36.5 | 273 | ▼88 | 20:17.9 | 361 | ▼8 | 30:28.9 | 296 |
| 370 | Zachary Tucker | SO | UT-Tyler | 5:41.5 | 313 | ▼56 | 20:23.6 | 369 | ▼1 | 30:30.6 | 297 |
| 371 | Aaron Lindsay | JR | Newman | 5:49.9 | 347 | | | | | 30:31.2 | 298 |
| 372 | Ben Hermes ch | FR | Allen County CC | 5:53.1 | 364 | ▼9 | 20:30.5 | 373 | ▲1 | 30:32.3 | |
| 373 | Ike Branstad | FR | North Iowa Area C | 5:49.9 | 347 | ▼29 | 20:34.1 | 376 | ▲3 | 30:34.6 | 299 |
| 374 | Abraham Gomez | SO | Eastern New Mex | 5:46.1 | 333 | ▼20 | 20:12.7 | 353 | ▼21 | 30:35.2 | 300 |
| 375 | Asher Hamlin | FR | Southern Arkansa | 5:53.8 | 368 | ▼11 | 20:41.0 | 379 | ▲4 | 30:38.9 | |



Chile Pepper Cross Country Festival

Agri Park
Fayetteville, AR - University of Arkansas
September 21-22, 2018



| | | | | | | | | | | | |
|-----|-------------------|----|-------------------|--------|-----|------|---------|-----|------|---------|-----|
| 376 | Cameron Rush | FR | UA-Fort Smith | 5:52.8 | 363 | ▼12 | 20:33.6 | 375 | ▼1 | 30:41.2 | 301 |
| 377 | Garrison Bluhm | JR | Southern Nazarer | 5:55.8 | 376 | ▲4 | 20:27.7 | 372 | ▼5 | 30:44.9 | 302 |
| 378 | Emmanuel Biwott | JR | Newman | 5:47.3 | 335 | ▼42 | 20:34.5 | 377 | ▼1 | 30:47.7 | 303 |
| 379 | Reed Nickel | JR | Northwestern | 6:04.2 | 397 | ▲17 | 20:47.9 | 380 | ▲1 | 30:47.9 | |
| 380 | Caleb Dyer | FR | Oklahoma Baptist | 6:05.6 | 400 | ▲18 | 20:50.3 | 382 | ▲2 | 30:48.0 | |
| 381 | Nathan Glastetter | SO | LeTourneau | 5:33.3 | 252 | ▼105 | 20:16.5 | 357 | ▼24 | 30:49.1 | 304 |
| 382 | Jared Rose | FR | LeTourneau | 6:07.3 | 407 | ▲20 | 21:02.6 | 387 | ▲5 | 30:59.1 | 305 |
| 383 | Alireza Nourani | SR | UT-Dallas | 5:31.5 | 241 | ▼123 | 20:19.9 | 364 | ▼19 | 30:59.2 | |
| 384 | Paul Johnson | SR | Newman | 6:03.2 | 396 | ▲13 | 20:54.3 | 383 | ▼1 | 31:00.0 | 306 |
| 385 | Logan Swires | JR | McMurry | 5:50.2 | 350 | ▼31 | 20:49.6 | 381 | ▼4 | 31:02.7 | 307 |
| 386 | Mason Apperson | FR | College of t | 5:57.2 | 382 | ▼7 | 21:04.2 | 389 | ▲3 | 31:03.7 | 308 |
| 387 | Zach McKinley | SR | Lindenwood | 5:40.7 | 308 | ▼76 | 20:55.1 | 384 | ▼3 | 31:07.9 | 309 |
| 388 | Nathan Brown | FR | Trinity (TX) | 6:20.5 | 419 | ▲24 | 21:13.2 | 395 | ▲7 | 31:09.5 | |
| 389 | Derek Templeman | | NW Missouri St. | 5:49.7 | 345 | ▼40 | 20:58.0 | 385 | ▼4 | 31:10.9 | 310 |
| 390 | Timothy Beall | FR | East Texas Baptis | 6:05.8 | 401 | ▲8 | 21:10.5 | 393 | ▲3 | 31:13.5 | 311 |
| 391 | Jose Amador | FR | Northwestern | 6:10.4 | 413 | ▲19 | 21:11.4 | 394 | ▲3 | 31:20.7 | |
| 392 | Anthony Alvarez | FR | East Texas Baptis | 6:06.5 | 403 | ▲17 | 21:02.5 | 386 | ▼6 | 31:22.4 | 312 |
| 393 | Nick Benedict | FR | UT-Tyler | 6:07.9 | 408 | ▲5 | 21:32.4 | 403 | ▲10 | 31:27.3 | |
| 394 | Daniel Lopez | JR | LeTourneau | 5:52.5 | 360 | ▼18 | 20:38.0 | 378 | ▼16 | 31:29.1 | 313 |
| 395 | Rhett Williamson | SO | Ozarks | 5:57.2 | 382 | ▼8 | 21:04.3 | 390 | ▼5 | 31:30.4 | 314 |
| 396 | Carson Tullo | SR | AL-Huntsville | 5:59.7 | 390 | ▲2 | 21:03.9 | 388 | ▼8 | 31:32.5 | |
| 397 | Carl Hughes | FR | UA Rich Mountain | 5:58.0 | 386 | ▼6 | 21:10.4 | 392 | ▼5 | 31:37.0 | |
| 398 | Eric Portis | SO | Southwestern CC | 6:06.7 | 404 | ▲6 | 21:26.8 | 398 | — | 31:37.6 | |
| 399 | Andres Lujano | FR | Carl Albert State | 6:08.2 | 409 | ▲12 | 21:22.7 | 397 | ▼2 | 31:37.8 | |
| 400 | Ryan Al-Tayer | FR | UT-Dallas | 5:38.0 | 284 | ▼107 | 21:08.7 | 391 | ▼9 | 31:43.5 | |
| 401 | Evan Ouverson | FR | Southwestern CC | 6:06.9 | 405 | ▼6 | 22:03.6 | 411 | ▲10 | 31:45.9 | |
| 402 | Austin Lundy | FR | Southwestern CC | 6:09.9 | 411 | ▲11 | 21:27.5 | 400 | ▼2 | 31:47.8 | |
| 403 | Andrew Hallowell | FR | McMurry | 5:56.6 | 379 | ▼17 | 21:21.6 | 396 | ▼7 | 31:56.2 | 315 |
| 404 | Jonathon Wood | JR | Ozarks | 6:07.2 | 406 | ▲4 | 21:29.2 | 402 | ▼2 | 31:56.8 | 316 |
| 405 | Adrel Aparicio | SO | UT-Dallas | 5:47.6 | 336 | ▼65 | 21:28.5 | 401 | ▼4 | 31:57.5 | |
| 406 | Fernando Cavanon | FR | Southwestern CC | 6:09.4 | 410 | ▲11 | 21:26.9 | 399 | ▼7 | 32:01.6 | |
| 407 | Chandler Stewart | SO | Ozarks | | | | | | | 32:04.9 | |
| 408 | Juan Rosas | SO | McMurry | 6:18.1 | 417 | ▲11 | 21:41.8 | 406 | ▼2 | 32:08.3 | 317 |
| 409 | Farouq Lakhani | SR | McMurry | 6:01.4 | 394 | ▼11 | 21:40.8 | 405 | ▼4 | 32:12.2 | 318 |
| 410 | Luis Falcon | SR | UT-Dallas | 5:55.0 | 372 | ▼32 | 21:33.3 | 404 | ▼6 | 32:19.4 | |
| 411 | Charles Ingram | FR | UA Rich Mountain | 6:05.2 | 398 | ▼9 | 21:42.8 | 407 | ▼4 | 32:23.8 | |
| 412 | Nathan Anderson | SO | Louisiana College | 6:36.2 | 425 | ▲6 | 22:30.8 | 419 | ▲7 | 32:26.8 | 319 |
| 413 | Garrett Rokas | SO | UALR | 6:14.4 | 416 | ▲8 | 21:43.6 | 408 | ▼5 | 32:35.5 | 320 |
| 414 | Tad Nackos | FR | UT-Tyler | 6:13.6 | 415 | ▲2 | 22:07.7 | 413 | ▼1 | 32:40.6 | |
| 415 | Jaren Brooks | SR | Eastern New Mex | 5:59.4 | 389 | ▼21 | 21:52.7 | 410 | ▼5 | 32:49.4 | |
| 416 | Andy Cottrell | SR | Trinity (TX) | 5:58.9 | 387 | ▼22 | 21:51.8 | 409 | ▼7 | 32:55.2 | |
| 417 | Saba Khvichava | FR | Cloud County | 5:09.7 | 82 | ▲36 | 17:18.9 | 46 | ▼371 | 33:01.2 | |



Chile Pepper Cross Country Festival

Agri Park

Fayetteville, AR - University of Arkansas

September 21-22, 2018




| | | | | | | | | | | | |
|-----|----------------------|----|-------------------|--------|-----|-----|---------|-----|-----|---------|-----|
| 418 | Bailey Belk | FR | LeTourneau | 5:51.3 | 353 | ▼59 | 22:05.1 | 412 | ▼6 | 33:03.6 | 321 |
| 419 | Graham Anderson | JR | Hendrix College | 6:19.4 | 418 | ▲3 | 22:18.9 | 415 | ▼4 | 33:05.3 | |
| 420 | Christian Green | SO | UA-Fort Smith | 6:25.2 | 422 | ▲6 | 22:22.3 | 416 | ▼4 | 33:11.9 | 322 |
| 421 | William Wallis | SO | Lindenwood | 6:29.5 | 424 | ▲6 | 22:29.0 | 418 | ▼3 | 33:12.7 | 323 |
| 422 | Adam Hair | FR | Louisiana College | | | | 22:38.8 | 421 | ▼1 | 33:26.5 | 324 |
| 423 | Ethan Stubblefield | FR | LeTourneau | 6:10.3 | 412 | ▼8 | 22:37.2 | 420 | ▼3 | 33:38.9 | |
| 424 | Mucyo Bangerezako | FR | College of t | 6:21.6 | 420 | ▲3 | 22:23.2 | 417 | ▼7 | 33:39.1 | |
| 425 | Matthew Nusser | FR | LeTourneau | 6:05.9 | 402 | ▼12 | 22:15.8 | 414 | ▼11 | 33:39.5 | |
| 426 | Dylan Hill | JR | Midland | 6:13.0 | 414 | ▼8 | 22:39.1 | 422 | ▼4 | 33:47.5 | 325 |
| 427 | Tyson Tapp | FR | East Texas Baptis | 5:58.9 | 387 | ▼36 | 23:05.8 | 423 | ▼4 | 34:27.3 | 326 |
| 428 | Tristyn Villa | SR | Newman | 6:42.3 | 426 | ▲1 | 23:29.1 | 425 | ▼3 | 34:43.0 | |
| 429 | D'Andre Hill | SO | Drury | 6:26.7 | 423 | ▼1 | 23:26.1 | 424 | ▼5 | 34:50.7 | |
| 430 | David Clemente | FR | Northwestern | 6:46.6 | 427 | ▲1 | 23:46.5 | 426 | ▼4 | 35:26.4 | |
| 431 | Conor Linekin | SR | UT-Tyler | 6:23.4 | 421 | ▼6 | 23:53.2 | 427 | ▼4 | 35:59.8 | |
| 432 | Kaiden Jackson | FR | Carl Albert State | 6:58.6 | 429 | — | 25:10.4 | 429 | ▼3 | 37:26.5 | |
| 433 | Camron Creasy | FR | Louisiana College | 6:48.7 | 428 | — | 24:39.3 | 428 | ▼5 | 37:29.2 | 327 |
| 434 | Christopher Chauncey | FR | Northwestern | 7:10.5 | 431 | — | 25:25.8 | 431 | ▼3 | 37:53.7 | |
| 435 | Muniru Bah | SO | Carl Albert State | 7:10.4 | 430 | — | 25:18.2 | 430 | ▼5 | 37:54.5 | |
| 436 | Caleb Gaede | JR | Tabor College | 7:11.5 | 432 | — | 25:44.0 | 432 | ▼4 | 38:11.8 | |
| 437 | Josh Gaede | FR | Tabor College | 7:23.0 | 433 | — | 27:11.5 | 433 | ▼4 | 40:19.8 | |
| 438 | Andrew Smith | FR | UA-Fort Smith | 7:31.4 | 434 | — | 27:19.1 | 434 | ▼4 | 40:23.1 | 328 |
| 439 | Johnathan Franklin | SO | Louisiana College | 7:32.7 | 435 | — | 28:12.4 | 435 | ▼4 | 41:45.8 | 329 |
| 440 | Brock Spears | FR | Louisiana College | 7:33.8 | 436 | — | 29:01.9 | 436 | ▼4 | 43:53.3 | 330 |
| 441 | Damien Doyle | SO | Louisiana College | | | | | | | 47:41.1 | 331 |



Chile Pepper Cross Country Festival

Agri Park
Fayetteville, AR - University of Arkansas
September 21-22, 2018



Team Scores

| Rnk | Team | Total | R1 | R2 | R3 | R4 | R5 | R6 | R7 |
|-----|---|-------|----|----|-----|-----|-----|-----|-----|
| 1 | Arkansas <i>Total Time: 2:03:08.20</i> <i>Average: 24:37.64</i> | 38 | 1 | 2 | 3 | 13 | 19 | 23 | 31 |
| 2 | Iowa Central CC <i>Total Time: 2:06:20.80</i> <i>Average: 25:16.16</i> | 125 | 11 | 16 | 17 | 25 | 56 | 264 | |
| 3 | Dallas Baptist <i>Total Time: 2:06:34.90</i> <i>Average: 25:18.98</i> | 163 | 4 | 8 | 14 | 57 | 80 | 95 | 118 |
| 4 | North Texas <i>Total Time: 2:07:40.00</i> <i>Average: 25:32.00</i> | 166 | 18 | 24 | 26 | 45 | 53 | 74 | 87 |
| 5 | Wichita State <i>Total Time: 2:07:52.70</i> <i>Average: 25:34.54</i> | 174 | 15 | 28 | 30 | 50 | 51 | 52 | 54 |
| 6 | Missouri Southern St. <i>Total Time: 2:08:22.80</i> <i>Average: 25:40.56</i> | 224 | 12 | 38 | 47 | 60 | 67 | 68 | 82 |
| 7 | Oklahoma City <i>Total Time: 2:08:51.70</i> <i>Average: 25:46.34</i> | 253 | 20 | 21 | 35 | 86 | 91 | 126 | |
| 8 | Fort Hays State <i>Total Time: 2:09:26.11</i> <i>Average: 25:53.22</i> | 273 | 33 | 55 | 59 | 61 | 65 | 69 | 106 |
| 9 | AL-Huntsville <i>Total Time: 2:10:36.00</i> <i>Average: 26:07.20</i> | 333 | 43 | 58 | 72 | 79 | 81 | 88 | 116 |
| 10 | Stephen F. Austin <i>Total Time: 2:09:56.10</i> <i>Average: 25:59.22</i> | 346 | 7 | 22 | 93 | 94 | 130 | 234 | 284 |
| 11 | Allen County CC <i>Total Time: 2:10:55.40</i> <i>Average: 26:11.08</i> | 371 | 34 | 36 | 41 | 121 | 139 | 147 | 190 |
| 12 | Cloud County <i>Total Time: 2:10:13.50</i> <i>Average: 26:02.70</i> | 394 | 5 | 6 | 75 | 98 | 210 | 215 | 233 |
| 13 | Central Arkansas <i>Total Time: 2:11:31.00</i> <i>Average: 26:18.20</i> | 398 | 46 | 71 | 78 | 101 | 102 | 117 | 146 |
| 14 | Texas State <i>Total Time: 2:10:59.00</i> <i>Average: 26:11.80</i> | 412 | 10 | 63 | 109 | 110 | 120 | 150 | |
| 15 | Lindenwood <i>Total Time: 2:12:16.90</i> <i>Average: 26:27.38</i> | 425 | 29 | 32 | 37 | 49 | 278 | 309 | 323 |



Chile Pepper Cross Country Festival

Agri Park
Fayetteville, AR - University of Arkansas
September 21-22, 2018



| | | | | | | | | | |
|----|--|-----|-----|-----|-----|-----|-----|-----|-----|
| 16 | South Alabama <i>Total Time: 2:12:12.30</i> <i>Average: 26:26.46</i> | 448 | 64 | 76 | 85 | 96 | 127 | 171 | 195 |
| 17 | Tampa <i>Total Time: 2:12:22.40</i> <i>Average: 26:28.48</i> | 454 | 40 | 77 | 83 | 122 | 132 | 169 | 217 |
| 18 | East Central <i>Total Time: 2:13:06.70</i> <i>Average: 26:37.34</i> | 528 | 27 | 48 | 141 | 154 | 158 | 203 | 208 |
| 19 | Oklahoma Baptist <i>Total Time: 2:13:55.10</i> <i>Average: 26:47.02</i> | 572 | 103 | 105 | 107 | 124 | 133 | 137 | 280 |
| 20 | North Alabama <i>Total Time: 2:14:45.00</i> <i>Average: 26:57.00</i> | 617 | 39 | 90 | 119 | 181 | 188 | 216 | 220 |
| 21 | Emporia State <i>Total Time: 2:14:32.60</i> <i>Average: 26:54.52</i> | 623 | 73 | 92 | 143 | 151 | 164 | | |
| 22 | Trinity (TX) <i>Total Time: 2:15:01.30</i> <i>Average: 27:00.26</i> | 647 | 44 | 84 | 149 | 166 | 204 | 206 | 211 |
| 23 | Drury <i>Total Time: 2:15:13.30</i> <i>Average: 27:02.66</i> | 670 | 89 | 115 | 142 | 152 | 172 | 192 | 201 |
| 24 | Wilmington <i>Total Time: 2:15:33.50</i> <i>Average: 27:06.70</i> | 682 | 42 | 113 | 125 | 197 | 205 | 212 | 245 |
| 25 | SW Assemblies of God <i>Total Time: 2:16:54.00</i> <i>Average: 27:22.80</i> | 759 | 62 | 108 | 155 | 159 | 275 | 281 | 292 |
| 26 | TAMU-Commerce <i>Total Time: 2:16:56.40</i> <i>Average: 27:23.28</i> | 782 | 100 | 156 | 161 | 179 | 186 | 193 | 194 |
| 27 | NW Missouri St. <i>Total Time: 2:16:49.30</i> <i>Average: 27:21.86</i> | 795 | 9 | 157 | 168 | 230 | 231 | 262 | 310 |
| 28 | Red Dirt Harriers <i>Total Time: 2:17:41.70</i> <i>Average: 27:32.34</i> | 822 | 104 | 140 | 144 | 199 | 235 | | |
| 29 | Southern Arkansas <i>Total Time: 2:17:48.20</i> <i>Average: 27:33.64</i> | 837 | 66 | 175 | 187 | 202 | 207 | 213 | 227 |
| 30 | UALR <i>Total Time: 2:18:10.60</i> <i>Average: 27:38.12</i> | 842 | 129 | 135 | 136 | 218 | 224 | 241 | 320 |
| 31 | UT-Tyler <i>Total Time: 2:18:12.40</i> <i>Average: 27:38.48</i> | 878 | 148 | 165 | 167 | 198 | 200 | 237 | 297 |
| 32 | Christian Brothers <i>Total Time: 2:19:33.20</i> <i>Average: 27:54.64</i> | 939 | 138 | 153 | 183 | 229 | 236 | 243 | |



Chile Pepper Cross Country Festival

Agri Park
Fayetteville, AR - University of Arkansas
September 21-22, 2018



| | | | | | | | | | |
|----|---|------|-----|-----|-----|-----|-----|-----|-----|
| 33 | Midland <i>Total Time: 2:19:55.00</i> <i>Average: 27:59.00</i> | 942 | 131 | 134 | 170 | 249 | 258 | 325 | |
| 34 | Newman <i>Total Time: 2:20:50.00</i> <i>Average: 28:10.00</i> | 962 | 114 | 123 | 177 | 250 | 298 | 303 | 306 |
| 35 | Northwestern Oklahoma <i>Total Time: 2:21:14.90</i> <i>Average: 28:14.98</i> | 1021 | 112 | 184 | 219 | 247 | 259 | 263 | 277 |
| 36 | UT-Dallas <i>Total Time: 2:21:42.40</i> <i>Average: 28:20.48</i> | 1026 | 99 | 189 | 221 | 257 | 260 | 265 | 272 |
| 37 | Ozarks <i>Total Time: 2:22:28.70</i> <i>Average: 28:29.74</i> | 1056 | 111 | 128 | 239 | 288 | 290 | 314 | 316 |
| 38 | Eastern New Mexico <i>Total Time: 2:22:25.20</i> <i>Average: 28:29.04</i> | 1069 | 97 | 209 | 223 | 267 | 273 | 296 | 300 |
| 39 | Southwestern CC <i>Total Time: 2:21:53.60</i> <i>Average: 28:22.72</i> | 1078 | 160 | 182 | 238 | 246 | 252 | 287 | 289 |
| 40 | Southern Nazarene <i>Total Time: 2:22:28.30</i> <i>Average: 28:29.66</i> | 1086 | 176 | 180 | 191 | 248 | 291 | 295 | 302 |
| 41 | ULM College <i>Total Time: 2:22:34.00</i> <i>Average: 28:30.80</i> | 1092 | 145 | 174 | 226 | 271 | 276 | 293 | |
| 42 | College of the Ozarks <i>Total Time: 2:23:42.00</i> <i>Average: 28:44.40</i> | 1155 | 173 | 178 | 253 | 269 | 282 | 286 | 308 |
| 43 | East Texas Baptist <i>Total Time: 2:25:32.20</i> <i>Average: 29:06.44</i> | 1156 | 70 | 196 | 285 | 294 | 311 | 312 | 326 |
| 44 | Hardin-Simmons <i>Total Time: 2:23:59.20</i> <i>Average: 28:47.84</i> | 1183 | 162 | 244 | 251 | 256 | 270 | 279 | 283 |
| 45 | North Iowa Area CC <i>Total Time: 2:23:43.70</i> <i>Average: 28:44.74</i> | 1183 | 214 | 232 | 240 | 242 | 255 | 266 | 299 |
| 46 | UA-Fort Smith <i>Total Time: 2:29:27.70</i> <i>Average: 29:53.54</i> | 1285 | 163 | 225 | 274 | 301 | 322 | 328 | |
| 47 | McMurry <i>Total Time: 2:29:20.70</i> <i>Average: 29:52.14</i> | 1322 | 185 | 254 | 261 | 307 | 315 | 317 | 318 |
| 48 | LeTourneau <i>Total Time: 2:28:29.30</i> <i>Average: 29:41.86</i> | 1327 | 222 | 228 | 268 | 304 | 305 | 313 | 321 |
| 49 | Louisiana College <i>Total Time: 3:09:01.60</i> <i>Average: 37:48.32</i> | 1629 | 319 | 324 | 327 | 329 | 330 | 331 | |