



UNIVERSITY OF NORTH TEXAS
DREAMERS' RESOURCE GUIDE



Dear Future Eagle,

On behalf of the University of North Texas, I would like to thank you for submitting your application for the 2018-2019 academic year! My name is Rebeca, I am an Assistant Director here at UNT and I will be your personal point of contact throughout your admissions process. At UNT, we know that applying to college can be a confusing process and undocumented and DACA students are required to take some additional steps to complete their application.

In light of this, I am pleased to present you with your UNT Application Toolkit!

In the attached links and documents, you will find:

- An individualized schedule of steps needed to complete your enrollment process at UNT
- Senate Bill 1528 Affidavits, which must be signed, notarized and returned to UNT Admissions and Financial Aid via fax, email, or mail.
- Information on the TASFA application for state financial aid
- UNT Admissions contact information
- A list of campus resources for DACA and SB 1528 students.

I hope that you will find this information useful on your journey towards becoming a part of the Mean Green Family. Please feel free to reach out to me with any questions or concerns you may have.

With **Green** Pride,

Rebeca Perfecto

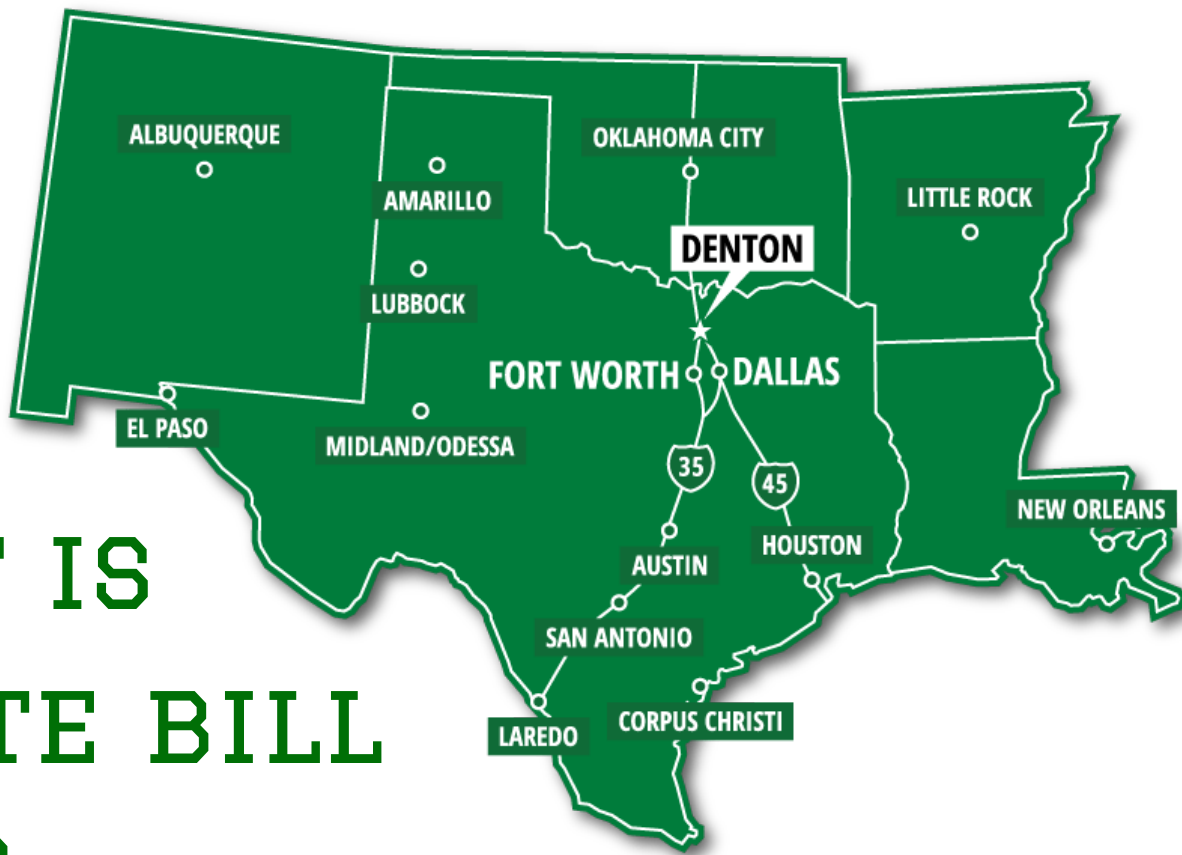
Assistant Director – Freshman Recruitment

940-565-2681

UNT.Freshman@unt.edu

Content

- **What is Senate Bill 1528?**
- **What is DACA?**
- **How to Apply as an SB- 1528 Student**
- **How to answer citizenship questions on Applytexas.org**
- **Bill 1528 Affidavit**
- **What is TASFA? – Financial Aid and Scholarship Information**
- **Instructions to fill out the TASFA**
- **Student Loans Information**
- **Outside Scholarships**
- **Resources at UNT by Colleges**
- **Resources at UNT by Department**
- **Resources DFW**
- **Appendix A - Residency and Citizenship information on Applytexas**



WHAT IS SENATE BILL 1528?


- Certain unauthorized immigrants are eligible to enroll in Texas public colleges and pay in-state tuition. In 2001, the Texas Legislature passed a bill that states that these students may be eligible for state grants. Eligible students **MUST** meet certain criteria provided in the legislation to be considered for Senate Bill 1528 status.
- Any person, regardless of immigration status, who: 1) Graduated from a Texas public or accredited private high school, AND 2) Resided in Texas the 36 months immediately preceding the date of graduation or receipt of the diploma equivalent, AND 3) Resided in Texas the 12 consecutive months preceding the census date of the academic semester in which the person enrolls in an institution is entitled to classification as a resident for tuition purposes.
- Students who are not U.S. Citizens, U.S. legal permanent residents, or eligible noncitizens do not qualify for federal financial assistance to pay for college.
- Under SB1528 students are eligible to receive a variety of forms of state financial aid, but first must fill out the Texas Application for State Financial Aid (TASFA).
- In order to be classified as in-state under 1528 students who meet the above requirements must turn in the notarized SB 1528 Affidavit to the admissions office.



WHAT IS DACA

Deferred Action for Childhood Arrivals

DACA was an executive action taken by President Barack Obama which allowed undocumented immigrants who came to the US under the age of 16 to apply for protection from deportation. After completing a background check, those individuals were able to receive two-year permits to work and study in the US as well. Since 2012, roughly 800,000 people were protected by the program, and roughly 700,000 had active DACA protections. Please visit unt.edu/DACA for updates.



SB 1528 How to Apply

Before Applying

Begin researching schools and majors with your counselor or transfer center representative. Schedule an appointment with your high school/ college counselor or Go Center to make sure you qualify for SB 1528. If your counselor is not familiar with SB 1528 ask them to contact your admissions representative at UNT for more information. Their information is located in the Tool Kit Welcome Letter.

Non-Immigrant Freshman Student Application Instructions

1. Go to the ApplyTexas website at www.applytexas.org
2. Click "Create your account now." The following page will ask you biographical information that will be used to create your profile. It will also ask you to create a password for your account.
 - a. Privacy Policy: Please review and check the agreement box. This contains information about how ApplyTexas stores and uses private information. If you have questions about the terms of the Privacy Policy, please contact ApplyTexas directly.
 - b. Full Legal Name: Enter your full legal last, first, and middle name. Please do not include diacritical marks such as accents (') or tildes (~). Do not use nicknames or abbreviations or commas because this information will be used for your official record if you enroll. Use your full legal name on all documents sent to the institution to which you are applying. If you have a passport, enter your name as it appears on your passport (without diacritical marks).
 - c. Date of Birth
 - d. Place of Birth
 - e. Current Grade Level: optional
 - f. *Are you a US citizen: Please answer this section accurately. If you have questions or need guidance, please see the diagram sheet titled Citizenship Question.*

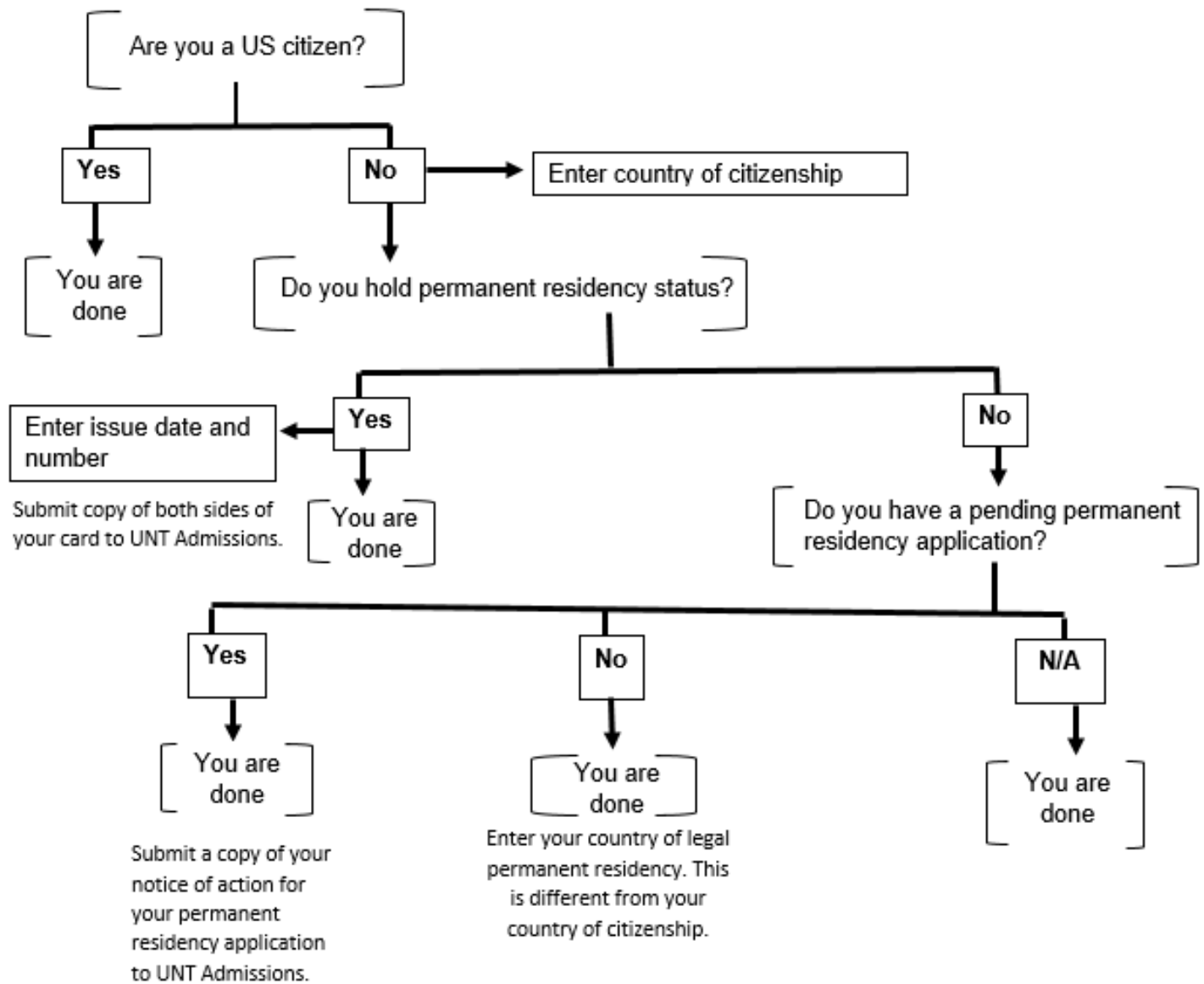
Continue filling out the rest of your profile information.

3. Please record your username and password information so that you can easily save and access your application.
4. Choose to start a new blank application.
5. Choose create a new 4 year university admissions application
6. Choose the University of North Texas (Denton) as your Target University.
7. Choose application type: Freshman, US.
8. Choose a semester of entry.
9. Choose your first choice school. You may also choose a second choice school if you wish, or you may leave this choice blank.
10. Choose your major. If you selected a second choice school, you will also choose a second choice major.
11. Save each page of the application as you complete it.
12. If you do not have a Social Security Number, please leave that field blank.
13. Question 7 – Are you a US citizen? Answer this question accurately for your case. (See attached ApplyTexas example)
14. Residency Section Answer this question accurately for your case. (See attached ApplyTexas examples)
15. Once you have completed your information you must click submit my application now. Failure to do so will prevent your application from being transmitted to the University of North Texas. Applications submitted before 6pm will be received the next business day. Applications submitted after 6pm will be received within 2 business days. If you have any technical questions regarding the application, please use the ApplyTexas help menu. If you need assistance filling out the application or have a question about a submitted application, please call the UNT Office of Admissions at (940) 565-2681.

Financial Aid and Admissions Counseling

TASFA applications opens in October. Submit your TASFA and SB 1528 Affidavit to Financial Aid as soon as possible! A copy of the TASFA and the link to the online application are located in your Tool Kit. Schedule a meeting with your UNT Admissions Counselor. Check your my.unt.edu account weekly for updates regarding your admission status and financial aid requirements!

Citizenship Question



PLEASE FILL OUT, HAVE IT NOTARIZED AND TURN IN TO THE ADMISSIONS OFFICE

AFFIDAVIT

STATE OF TEXAS

§
§
§

COUNTY OF _____

Before me, the undersigned Notary Public, on this day personally appeared _____,

known to me, who being by me duly sworn upon his/her oath, deposed and said:

1. My name is _____ I am ____ years of age and have personal knowledge of the facts stated herein and they are all true and correct.
2. I graduated or will graduate from a Texas high school or received my GED certificate in Texas.
3. I resided in Texas for three years leading up to graduation from high school or receiving my GED certificate.
4. I have resided or will have resided in Texas for the 12 months prior the census date of the semester in which I will enroll in _____ (college/university).
5. I have filed or will file an application to become a permanent resident at the earliest opportunity that I am eligible to do so.

In witness whereof, this _____ day of _____, _____.

(Signature)

(Printed Name)

(UNT Student I.D.# or DOB)

SUBSCRIBED TO AND SWORN TO BEFORE ME, on the _____ day of _____, _____, to certify which witness my hand and official seal.

Notary Public in and for the State of Texas

Scan and email to: unt.freshman@unt.edu - If you are a transfer student we will also need your high school transcript

What is TASFA?

The Texas Application for State Financial Aid is used to collect information to help determine eligibility for state financial aid programs that are administered by institutions of higher education in the state of Texas. Students who are classified as Texas Residents who cannot apply for federal financial aid using the Free Application for Federal Student Aid (FAFSA) are encouraged to complete the TASFA. Please note that Texas Residency can only be determined by the institution that you plan to attend. This application cannot be used to determine your state residency status or final eligibility for state aid.



Texas state priority deadline for many institutions of higher education will vary by college for the 2018-19 award year. It is recommended that applicants complete and submit this application and any other required documentation to the Financial Aid Office prior to the state priority deadline date. The Financial Aid Office starts taking applications October 1st.

UNT SCHOLARSHIPS

The University of North Texas offers various scholarship opportunities to help you finance your education. A scholarship is a financial award given to a student on the basis of academic achievement and promise. Many scholarships are awarded based on merit. However, some also take into account financial need.

Where to Start

Apply and be admitted to a UNT program.

Activate your MyUNT account.

Complete the General Scholarship Application: <https://unt.academicworks.com/>

Monitor your EagleConnect email account

Instructions:

- Request an 2018 IRS Tax Return Transcript either online, telephone, or by paper. Request either your parents' return or your own if you do file taxes.
- Download, fill out and print the 2019-2020 TASFA Application
- Before you turn in your application to the Financial Aid Office, make sure you gather the following documents
 - HB 1403/SB 1528 Residency affidavit (if it is your first time applying)
 - Completed TASFA Application
 - 2017 IRS Tax Return
- Turn in documents to the Financial Aid Office located in the Eagle Student Services Center at 155 Union Circle #311370 Denton, Texas 76203

2018-19 TASFA		Texas Application for State Financial Aid		July 1, 2018 – June 30, 2019	
<p>The Texas Application for State Financial Aid (TASFA) is used to collect information to help determine eligibility for state financial aid programs that are administered by institutions of higher education in the state of Texas. Students that are classified as a Texas Resident who cannot apply for federal financial aid using the Free Application for Federal Student Aid (FAFSA) are encouraged to complete the TASFA. To review the FAFSA filing requirements, visit www.fafsa.ed.gov or visit the financial aid office at the institution you plan to attend for the 2018-19 award year. Please note that Texas Residency can only be determined by the institution that you plan to attend. This application cannot be used to determine your state residency status or final eligibility for state aid.</p> <p>To complete this application, each item within the applicable sections must be answered. For clarification on specific items, please reference the Notes section. If you have further questions, contact the financial aid office at your institution.</p> <p>Texas state priority deadline for many institutions of higher education is March 15, 2018 for the 2018-19 award year. It is recommended that applicants complete and submit this application and any other required documentation to the financial aid office prior to the state priority deadline date.</p>					
STEP ONE: STUDENT INFORMATION (See Notes for questions 5-6)					
1. Last Name		2. First Name		3. M.I.	
4. Date of Birth		5. Social Security Number or DACA # or Not Applicable <input type="checkbox"/>		6. College Student ID	
7. Permanent Mailing Address					
8. City		9. State	10. Zip Code	11. Phone Number	
12. Email Address			Alternate Email:		



2019-2020 TASFA APPLICATION





What kind of loans can DACA students receive?



- It is possible for DACA students to apply for private student loans, although there are a lot of hoops to jump through. Your DACA status can be used as proof that you are in the country legally. However, you also need good credit and proof of income in order to qualify for a loan without a cosigner.



Approved!



- Citizens Bank, for example, requires that international student borrowers have a creditworthy cosigner who is a U.S. citizen or permanent resident. Discover's student loans for international students have the same requirement. MPOWER Financing is one lender that doesn't require DACA students to have a cosigner.

Getting a Job on Campus

- **DACA students seeking on-campus employment are not treated any differently than any other student. They will need to:**

- 1. Create their Handshake account**
- 2. Upload required documents (resume and completed student employment application are the minimum required documents)**
- 3. Students need to apply to as many jobs as they think they are qualified for. Most students will not start to receive call backs until they have applied to 20-25 jobs. Students need to check for jobs on Handshake often like 3+ times a week.**

Once a student has been offered a job they will:

- 4. Be asked to complete a background check**
- 5. Sign an official offer letter**
- 6. Be asked to supply I-9 documents for verification**
- 7. Be directed to the onboarding website.**

SOME COMMON ACCEPTABLE I-9 DOCUMENTS



U.S. Passport
(LIST A)



Military ID card
(LIST B)



U.S. Passport card
(LIST A)



Voter's Registration
card (LIST B)



Permanent
Resident card
(LIST A)



Social Security card
(LIST C)



Employment
Authorization card
(LIST A)



Birth Certificate
(LIST C)



Foreign Passport
w/temp I-551
stamp (LIST A)



U.S. Citizen ID card
(LIST C)



Foreign
Passport w/I-94
card (LIST A)



Resident Citizen ID
card (LIST C)



Passport from
Micronesia or
Marshall Islands
w/I-94 card (LIST A)



Certification of
Report of Birth
(LIST C)



Driver's License
(LIST B)



Certification of
Birth Abroad
(LIST C)



State ID card
(LIST B)



I-20 form (LIST C)



Student ID card
(LIST B)



DS-2019 form
(LIST C)

OUTSIDE SCHOLARSHIPS

ANTHEM ESSAY:

<https://www.aynrand.org/students/essay-contests#anthem-1>

THE FOUNTAINHEAD ESSAY:

<https://www.aynrand.org/students/essay-contests#overview>

ATLAS SHRUGGED:

<https://www.aynrand.org/students/essay-contests#atlasshrugged-1>

SEG SCHOLARSHIP:

<https://seg.org/Scholarships>

HISPANIC SCHOLARSHIP FUND:

<https://www.hsf.net/scholarship>

GOLDEN DOOR SCHOLARS:

<https://www.goldendoorscholars.org/apply.html>

DIVERSITY CONFERENCE SCHOLARSHIP (MICROSOFT OFFICE):

<https://careers.microsoft.com/us/en/usscholarshipprogram>

HENAAC SCHOLARSHIP:

<http://www.greatmindsinstem.org/college/henaac-scholarship-application-guidelines>

SCHOLAR SERVE:

<https://www.scholarserve.org/apply>

LULF SCHOLARSHIP:

<http://www.lulf.org/>

SCHOLAR SHOT:


<https://scholarshot.fluidreview.com/>

THE DREAM US:

<https://www.thedream.us/>

MALDEF SCHOLARSHIP

<http://www.maldef.org/leadership/scholarships/index.html>



UNT RESOURCES BY COLLEGE

BUSINESS:

Christina Aguilar
Christina.Aguilar@unt.edu
940-369-8450

EDUCATION:

Dr. Rossana Ramirez Boyd
rossana.boyd@unt.edu
940-565-2933

HONORS:

Leslie Holmes
Leslie.Holmes@unt.edu

HEALTH & PUBLIC SERVICE:

Abraham David Benavides
Abraham.Benavides@unt.edu
940-565-3264

LIBERAL ARTS & SOCIAL SCIENCE:

Alina Salgado
Alina.Salgado@unt.edu
940-369-6520

MUSIC:

Ana White
Ana.White@unt.edu
940-565-2381

SCIENCE:

Cristina Garrido
Cristina.Garrido@unt.edu
940-369-8072

JOURNALISM:

Stephanie Garza
Stephanie.Garza@unt.edu
940-369-8435

MERCHANDISING, HOSPITALITY, & TOURISM:

Philip Aguinaga, M.Ed., LPC
Philip.Aguinaga@unt.edu
940-565-4635

VISUAL ARTS & DESIGN:

Laura Hernandez
Laura.Hernandez@unt.edu
940-565-2216

UNT RESOURCE

<https://www.unt.edu/daca>

RESOURCES AT UNT

FINANCIAL AID:

Tonya Glenn
untstateaid@unt.edu
940-565-2302

OUTREACH:

Brenda Barajas
Brenda.Barajas@unt.edu
940-369-7519

HEALTH & WELLNESS

CENTER:

Dana Sachs
dana.sachs@unt.edu
940-565-2157

DEAN OF STUDENTS:

Maureen McGuinness
Maureen.McGuinness@unt.edu
940-565-2648

EMERALD EAGLE SCHOLARS:

emeraldeaglescholars@unt.edu
940.369.5251

COUNSELING & TESTING:

Rebecca Gonzalez
940-565-2741

DISABILITY & ACCOMMODATIONS:

Brianna
Apply.ODA@unt.edu
940-565-4323

STUDENT LEGAL SERVICES

[https://studentaffairs.unt.edu
/student-legal-services](https://studentaffairs.unt.edu/student-legal-services)
StudentLegal@unt.edu
(940) 565-2614



RESOURCES DFW



**Opening Doors
International
Services**
(940) 382-0096

**International Rescue
Committee**
<https://www.rescue.org/>
(214) 461-9781

**North Texas Dream
Team**
[http://www.northtexas
dreamteam.org/](http://www.northtexasdreamteam.org/)
(877) 686-6838

Justice for Our Neighbors
<https://www.jfondfw.org>
(817) 310-3820

Catholic Charities Dallas
[https://ccdallas.org
/need-help/immigration-
legal-services/](https://ccdallas.org/need-help/immigration-legal-services/)
(214) 634-7182

**Immigrant Connection at
Sent Church**
[http://www.sentchurch.cc
/ministries/immigration-
center/](http://www.sentchurch.cc/ministries/immigration-center/)
(972) 737-3287

**Light of Hope
Immigration Law
Center**
[http://www.lohimmigra
tion.org/index.html](http://www.lohimmigration.org/index.html)
(469) 229-0590

**Proyecto Inmigrante
ICS, Inc.**
[http://www.proyecto
inmigrante.org/](http://www.proyecto
inmigrante.org/)
(888) 793-2182 ext. 3201

**Mexican Consulate
Dallas**
<https://consulmex.sre.gob.mx/dallas>

Thank you to everyone who collaborated on this resource guide: Rebeca Perfecto, Karen Diaz, Mariela Nunez-Janes, Amanda Foltz, Samantha Taylor, Melissa Martinez Dominguez, Brenda Barajas, Dr. Rebecca Lothringer, UNT G Force, UNT's DACA Workgroup

Appendix A- Citizenship Question

7. Are you a U.S. Citizen? - **REQUIRED**

Yes No

Non-U.S. Citizens complete the following

a. If no, of what country are you a citizen?

Citizenship country

b. Do you hold Permanent Residence status (valid I-551) for the U.S.?

If Yes, please submit a copy of both sides of the card.

Yes No Not Applicable - Reset Answer

c. If you are not a U.S. citizen or permanent resident, do you have an application for permanent residence (form I-485) pending with the U.S. Citizenship and Immigration Services (USCIS)?

(If "Yes," submit a copy of your Notice of Action from the USCIS, form I-797C.)

Yes No Not Applicable

d. If you have an Individual Taxpayer Identification Number (ITIN) and do NOT have a Social Security Number filled in above, please enter it below. Otherwise, please leave blank.

No spaces, dashes or letters.

ITIN:
Confirm ITIN:

e. If you are not a citizen or permanent resident or have no application pending with the USCIS, did you live or will you have lived in Texas for 36 consecutive months leading up to high school graduation or completion of the GED?

If "Yes," please submit a completed [Affidavit of Intent to Become a Permanent Resident](#).

(This PDF document requires Adobe Acrobat Reader to access it: [Download Adobe Acrobat Reader now.](#))

Yes No Not Applicable

f. If you are not a U.S. citizen or U.S. permanent resident, are you a foreign national here with a **visa that makes you eligible to domicile for Texas residency purposes** ([see list of eligible visas](#)) or are you a Refugee, Asylee, Parolee or here under Temporary Protective Status?

(If you select an option below, please submit a copy of your Notice of Action from the USCIS, form I-797C, or a copy of your current visa.)

If so, indicate which

Residency Question

Page 6 of 9

residency information

[delete residency answers & start over](#)

Residency Information

About this section:

The college or university to which you are applying will use the information you provide in this section to determine your status for residency eligibility. This page will continue to reload with the questions appropriate for your particular situation. At the very end, there will be a text box for you to enter any additional information that you would like to provide. That page will be followed by a certification page where you will be asked to confirm that everything you entered was correct. It is extremely important that you take care when answering this section to provide accurate information.

During the 12 months prior to the term for which you are applying, did you attend a **public** college or university in Texas in a fall or spring term (excluding summer)? - **REQUIRED**

Yes No

[save and continue to next question](#)

Page 5 of 9

residency information

[delete residency answers & start over](#)

Residency Information

Of what state or country are you a resident? - **REQUIRED**

State/possession/province or country:

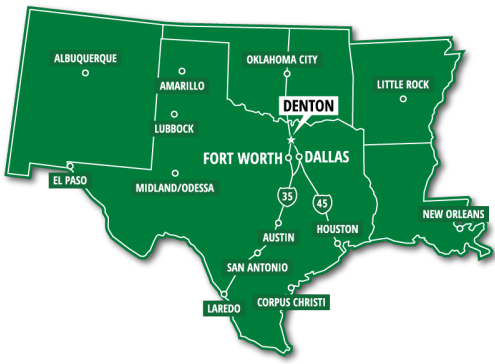
Did you live or will you have lived in Texas for 36 consecutive months leading up to high school graduation or completion of the GED? - **REQUIRED**

Yes No

When you begin the semester for which you are applying, will you have lived in Texas for the previous 12 months? - **REQUIRED**


Yes No

[save and continue to next question](#)



CONTACT INFORMATION

1155 Union Circle #311277
Denton, Texas 76203-5017
Phone: 940-565-2681
Toll free: 1-800-868-8211



*" Every great dream begins with a dreamer.
Always remember, you have within you the
strength, the patience, and the passion to reach
for the stars to change the world."*

-Harriet Tubman

