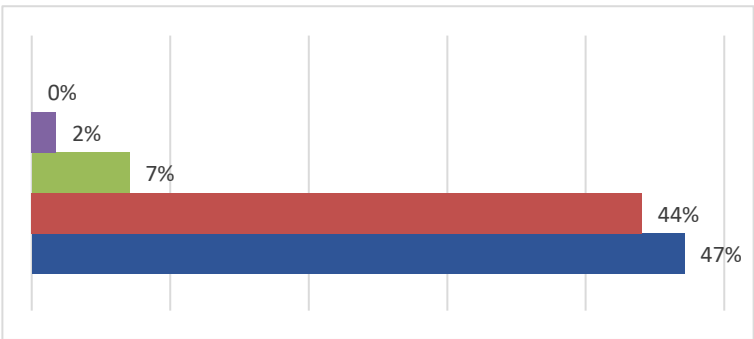
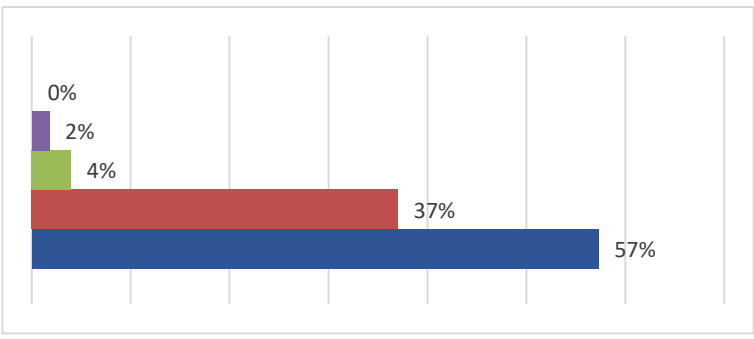
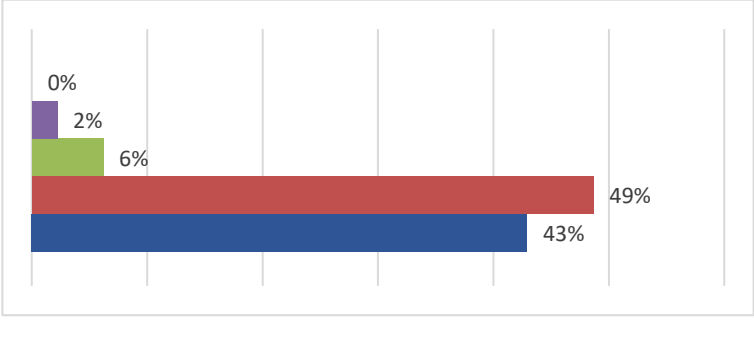
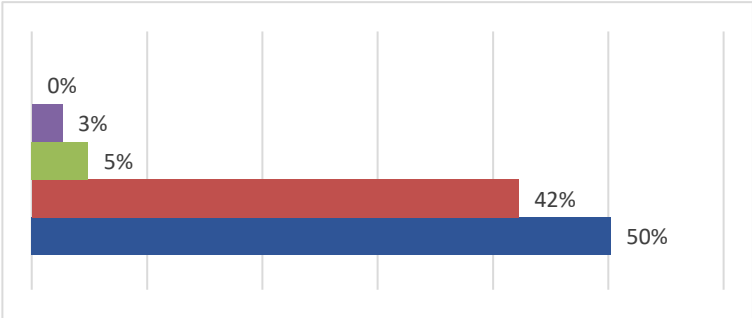
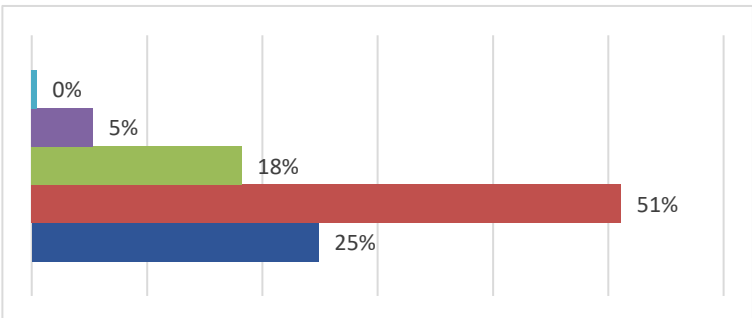
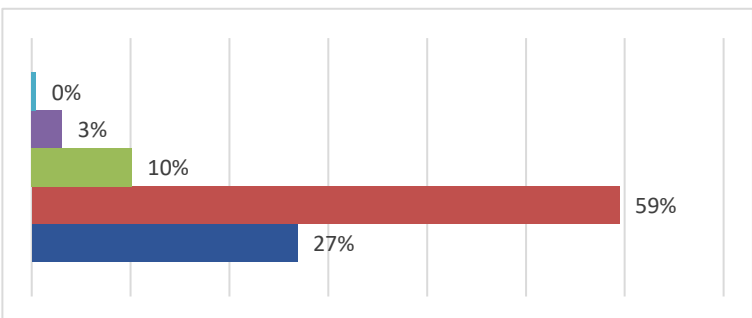
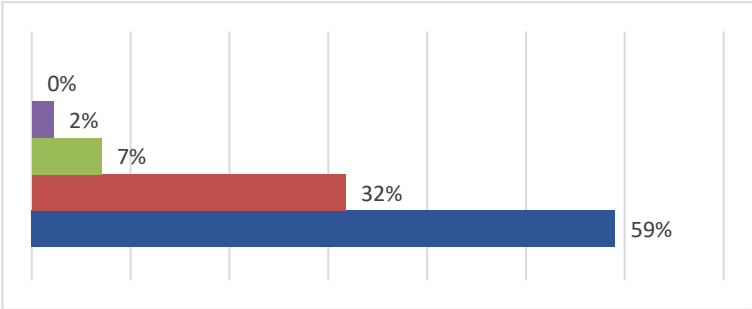
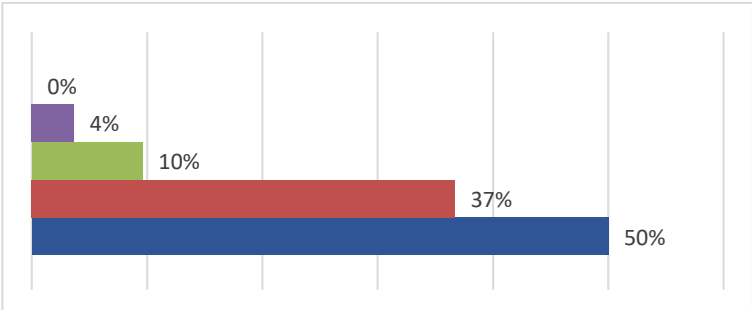
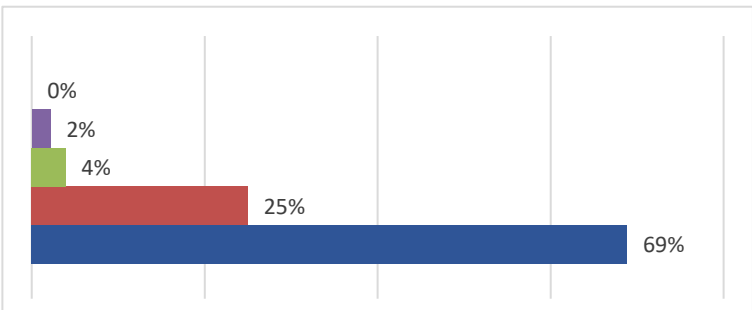
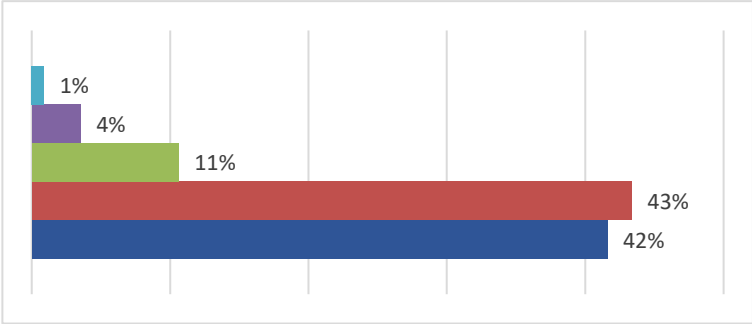
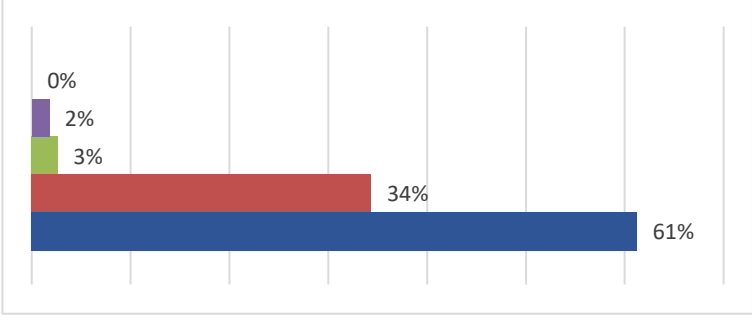
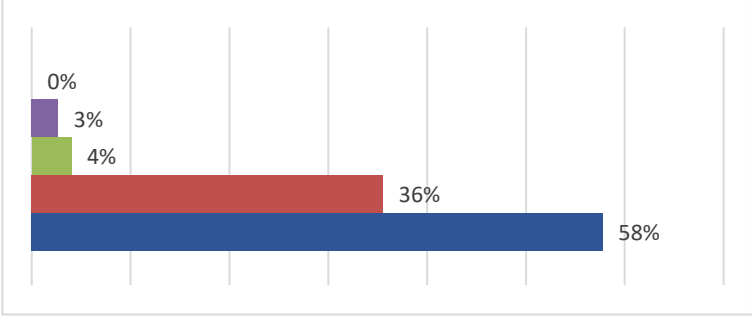


2016 UNT IS Students Evaluation of Program Objectives

Survey Questions	Mean	Survey Response Percentage Totals												
<p><i>1. Remain flexible and overall ability to manage change effectively in a technology --driven and knowledge--based environment.</i></p>	<p style="text-align: center;">4.4 227 Responses</p>	 <table border="1" style="margin-top: 10px;"> <caption>Survey Response Percentage Totals for Objective 1</caption> <thead> <tr> <th>Response Category</th> <th>Percentage</th> </tr> </thead> <tbody> <tr> <td>Category 1 (Purple)</td> <td>0%</td> </tr> <tr> <td>Category 2 (Green)</td> <td>2%</td> </tr> <tr> <td>Category 3 (Light Green)</td> <td>7%</td> </tr> <tr> <td>Category 4 (Red)</td> <td>44%</td> </tr> <tr> <td>Category 5 (Blue)</td> <td>47%</td> </tr> </tbody> </table>	Response Category	Percentage	Category 1 (Purple)	0%	Category 2 (Green)	2%	Category 3 (Light Green)	7%	Category 4 (Red)	44%	Category 5 (Blue)	47%
Response Category	Percentage													
Category 1 (Purple)	0%													
Category 2 (Green)	2%													
Category 3 (Light Green)	7%													
Category 4 (Red)	44%													
Category 5 (Blue)	47%													
<p><i>2. Collaborate, interact with, and understand the needs of diverse populations in a technological and global information society.</i></p>	<p style="text-align: center;">4.5 227 Responses</p>	 <table border="1" style="margin-top: 10px;"> <caption>Survey Response Percentage Totals for Objective 2</caption> <thead> <tr> <th>Response Category</th> <th>Percentage</th> </tr> </thead> <tbody> <tr> <td>Category 1 (Purple)</td> <td>0%</td> </tr> <tr> <td>Category 2 (Green)</td> <td>2%</td> </tr> <tr> <td>Category 3 (Light Green)</td> <td>4%</td> </tr> <tr> <td>Category 4 (Red)</td> <td>37%</td> </tr> <tr> <td>Category 5 (Blue)</td> <td>57%</td> </tr> </tbody> </table>	Response Category	Percentage	Category 1 (Purple)	0%	Category 2 (Green)	2%	Category 3 (Light Green)	4%	Category 4 (Red)	37%	Category 5 (Blue)	57%
Response Category	Percentage													
Category 1 (Purple)	0%													
Category 2 (Green)	2%													
Category 3 (Light Green)	4%													
Category 4 (Red)	37%													
Category 5 (Blue)	57%													
<p><i>3. Understand human information behavior in order to design and implement information systems and services that meet user needs.</i></p>	<p style="text-align: center;">4.3 226 Responses</p>	 <table border="1" style="margin-top: 10px;"> <caption>Survey Response Percentage Totals for Objective 3</caption> <thead> <tr> <th>Response Category</th> <th>Percentage</th> </tr> </thead> <tbody> <tr> <td>Category 1 (Purple)</td> <td>0%</td> </tr> <tr> <td>Category 2 (Green)</td> <td>2%</td> </tr> <tr> <td>Category 3 (Light Green)</td> <td>6%</td> </tr> <tr> <td>Category 4 (Red)</td> <td>49%</td> </tr> <tr> <td>Category 5 (Blue)</td> <td>43%</td> </tr> </tbody> </table> <p style="text-align: center;">1 Student Responded Not Applicable</p>	Response Category	Percentage	Category 1 (Purple)	0%	Category 2 (Green)	2%	Category 3 (Light Green)	6%	Category 4 (Red)	49%	Category 5 (Blue)	43%
Response Category	Percentage													
Category 1 (Purple)	0%													
Category 2 (Green)	2%													
Category 3 (Light Green)	6%													
Category 4 (Red)	49%													
Category 5 (Blue)	43%													

<p>4. Effectively evaluate, synthesize and present information for client/user use.</p>	<p>4.4 225 Responses</p>	 <p>1 Student Responded Not Applicable</p>
<p>5. Develop and implement conceptual and technological systems and structures for the organization of information in any format for effective access.</p>	<p>3.9 225 Responses</p>	 <p>2 Students Responded Not Applicable</p>
<p>6. Plan, manage, and/or implement information systems in a networked environment for the creation, organization, and dissemination of information.</p>	<p>4.1 227 Responses</p>	 <p>1 Student Responded Not Applicable</p>

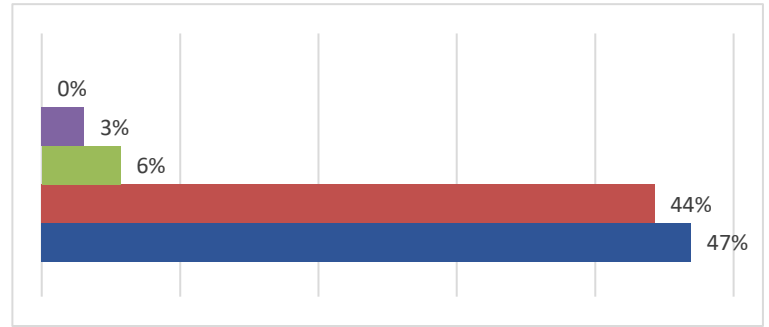
<p><i>7. Demonstrate the communication skills necessary for personal and professional growth, leadership, interaction, and collaboration in appropriate professional contexts.</i></p>	<p>4.5 227 Responses</p>	 <table border="1"> <thead> <tr> <th>Response Category</th> <th>Percentage</th> </tr> </thead> <tbody> <tr> <td>Category 1 (Purple)</td> <td>0%</td> </tr> <tr> <td>Category 2 (Green)</td> <td>2%</td> </tr> <tr> <td>Category 3 (Red)</td> <td>7%</td> </tr> <tr> <td>Category 4 (Dark Red)</td> <td>32%</td> </tr> <tr> <td>Category 5 (Blue)</td> <td>59%</td> </tr> </tbody> </table>	Response Category	Percentage	Category 1 (Purple)	0%	Category 2 (Green)	2%	Category 3 (Red)	7%	Category 4 (Dark Red)	32%	Category 5 (Blue)	59%
Response Category	Percentage													
Category 1 (Purple)	0%													
Category 2 (Green)	2%													
Category 3 (Red)	7%													
Category 4 (Dark Red)	32%													
Category 5 (Blue)	59%													
<p><i>8. Participate in teaching, research, and service activities that contribute to the advancement of the library and information science field</i></p>	<p>4.3 218 Responses</p>	 <table border="1"> <thead> <tr> <th>Response Category</th> <th>Percentage</th> </tr> </thead> <tbody> <tr> <td>Category 1 (Purple)</td> <td>0%</td> </tr> <tr> <td>Category 2 (Green)</td> <td>4%</td> </tr> <tr> <td>Category 3 (Red)</td> <td>10%</td> </tr> <tr> <td>Category 4 (Dark Red)</td> <td>37%</td> </tr> <tr> <td>Category 5 (Blue)</td> <td>50%</td> </tr> </tbody> </table> <p>7 Students Responded Not Applicable</p>	Response Category	Percentage	Category 1 (Purple)	0%	Category 2 (Green)	4%	Category 3 (Red)	10%	Category 4 (Dark Red)	37%	Category 5 (Blue)	50%
Response Category	Percentage													
Category 1 (Purple)	0%													
Category 2 (Green)	4%													
Category 3 (Red)	10%													
Category 4 (Dark Red)	37%													
Category 5 (Blue)	50%													
<p><i>9. Understand the importance of professional development, continuing education, and participation in professional organizations.</i></p>	<p>4.6 228 Responses</p>	 <table border="1"> <thead> <tr> <th>Response Category</th> <th>Percentage</th> </tr> </thead> <tbody> <tr> <td>Category 1 (Purple)</td> <td>0%</td> </tr> <tr> <td>Category 2 (Green)</td> <td>2%</td> </tr> <tr> <td>Category 3 (Red)</td> <td>4%</td> </tr> <tr> <td>Category 4 (Dark Red)</td> <td>25%</td> </tr> <tr> <td>Category 5 (Blue)</td> <td>69%</td> </tr> </tbody> </table>	Response Category	Percentage	Category 1 (Purple)	0%	Category 2 (Green)	2%	Category 3 (Red)	4%	Category 4 (Dark Red)	25%	Category 5 (Blue)	69%
Response Category	Percentage													
Category 1 (Purple)	0%													
Category 2 (Green)	2%													
Category 3 (Red)	4%													
Category 4 (Dark Red)	25%													
Category 5 (Blue)	69%													

<p><i>10. Participate in networking activities for personal and professional growth, leadership, collaboration, policy development, and change management.</i></p>	<p>4.2 226 Responses</p>	 <p>1 Student Responded Not Applicable</p>
<p><i>11. Understand and uphold the philosophies, principles, and legal and ethical responsibilities of the library and information science field.</i></p>	<p>4.6 227 Responses</p>	
<p><i>12. Demonstrate additional knowledge and competencies appropriate to my individual interests, specializations, and career goals.</i></p>	<p>4.5 225 Responses</p>	

13. Relate the methodologies and content of other disciplines to the information field, and understand the contribution of the information field to other disciplines.

4.4

228 Responses



Answer Key (Number in Parenthesis Represents Score Value Used in Mean Calculation)

■ Poor [1] ■ Neutral [2] ■ Fair [3] ■ Good [4] ■ Excellent [5]

These results were compiled based on the 2016 End of Program (EOP) surveys administered in the spring, summer, and fall semesters.