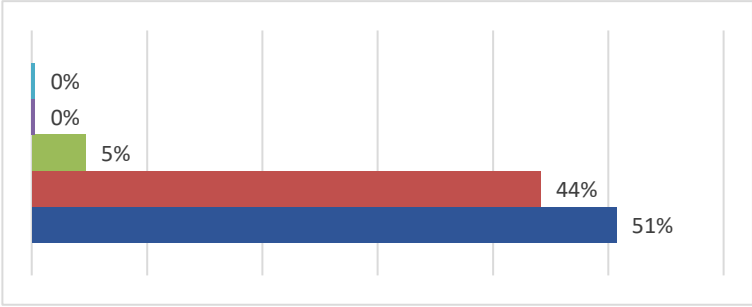
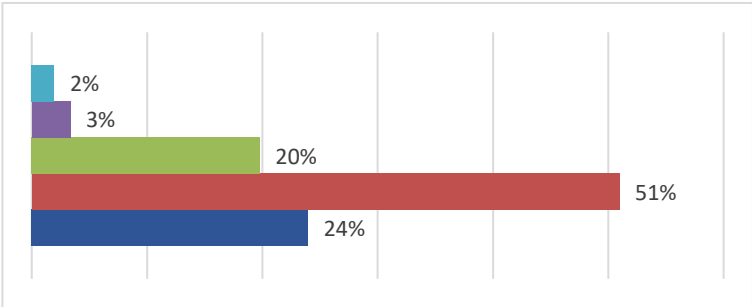
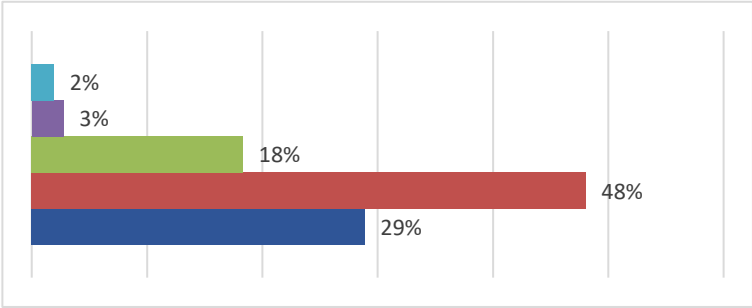
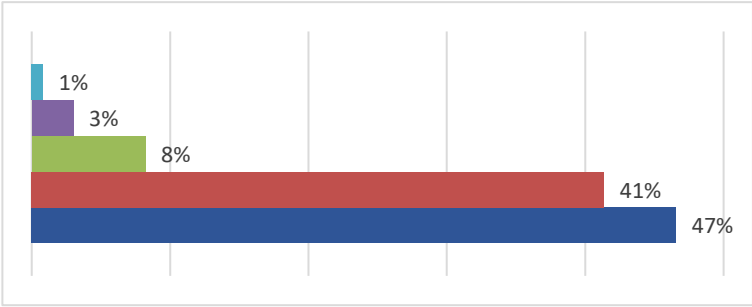
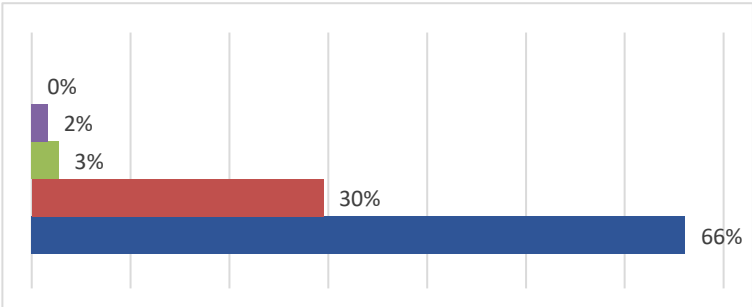
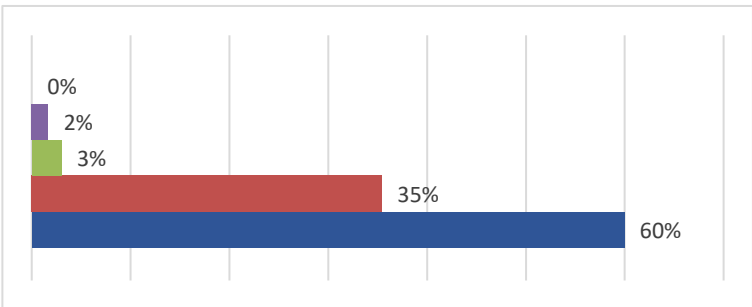


## 2013 UNT IS Students Evaluation of Program Objectives

Survey Questions	Mean	Survey Response Percentage Totals
<p><i>1. Remain flexible and overall ability to manage change effectively in a technology --driven and knowledge--based environment.</i></p>	<p style="text-align: center;"><b>4.4</b></p> <p>366 Responses</p>	<p style="text-align: center;">2 Students Responded Not Applicable</p>
<p><i>2. Collaborate, interact with, and understand the needs of diverse populations in a technological and global information society.</i></p>	<p style="text-align: center;"><b>4.4</b></p> <p>367 Responses</p>	<p style="text-align: center;">1 Students Responded Not Applicable</p>
<p><i>3. Understand human information behavior in order to design and implement information systems and services that meet user needs.</i></p>	<p style="text-align: center;"><b>4.3</b></p> <p>368 Responses</p>	

<p>4. Effectively evaluate, synthesize and present information for client/user use.</p>	<p><b>4.4</b> 365 Responses</p>	 <p>1 Students Responded Not Applicable</p>
<p>5. Develop and implement conceptual and technological systems and structures for the organization of information in any format for effective access.</p>	<p><b>3.9</b> 359 Responses</p>	 <p>7 Students Responded Not Applicable</p>
<p>6. Plan, manage, and/or implement information systems in a networked environment for the creation, organization, and dissemination of information.</p>	<p><b>4.0</b> 360 Responses</p>	 <p>8 Students Responded Not Applicable</p>

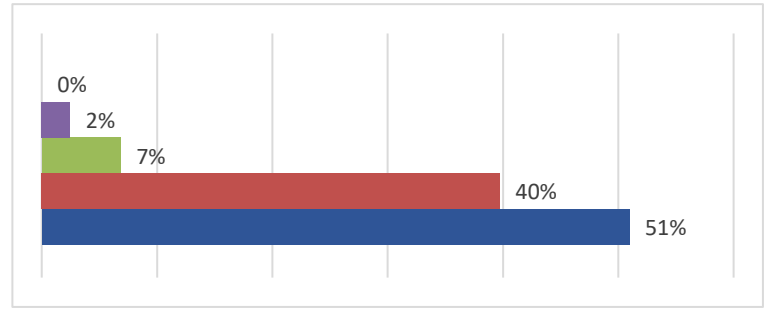
<p><i>7. Demonstrate the communication skills necessary for personal and professional growth, leadership, interaction, and collaboration in appropriate professional contexts.</i></p>	<p><b>4.5</b> 368 Responses</p>	<table border="1"> <thead> <tr> <th>Response Category</th> <th>Percentage</th> </tr> </thead> <tbody> <tr> <td>Category 1 (Purple)</td> <td>0%</td> </tr> <tr> <td>Category 2 (Green)</td> <td>2%</td> </tr> <tr> <td>Category 3 (Light Green)</td> <td>6%</td> </tr> <tr> <td>Category 4 (Red)</td> <td>35%</td> </tr> <tr> <td>Category 5 (Blue)</td> <td>57%</td> </tr> </tbody> </table>	Response Category	Percentage	Category 1 (Purple)	0%	Category 2 (Green)	2%	Category 3 (Light Green)	6%	Category 4 (Red)	35%	Category 5 (Blue)	57%
Response Category	Percentage													
Category 1 (Purple)	0%													
Category 2 (Green)	2%													
Category 3 (Light Green)	6%													
Category 4 (Red)	35%													
Category 5 (Blue)	57%													
<p><i>8. Participate in teaching, research, and service activities that contribute to the advancement of the library and information science field</i></p>	<p><b>4.3</b> 364 Responses</p>	<table border="1"> <thead> <tr> <th>Response Category</th> <th>Percentage</th> </tr> </thead> <tbody> <tr> <td>Category 1 (Light Blue)</td> <td>1%</td> </tr> <tr> <td>Category 2 (Purple)</td> <td>4%</td> </tr> <tr> <td>Category 3 (Green)</td> <td>10%</td> </tr> <tr> <td>Category 4 (Red)</td> <td>37%</td> </tr> <tr> <td>Category 5 (Blue)</td> <td>49%</td> </tr> </tbody> </table> <p>4 Students Responded Not Applicable</p>	Response Category	Percentage	Category 1 (Light Blue)	1%	Category 2 (Purple)	4%	Category 3 (Green)	10%	Category 4 (Red)	37%	Category 5 (Blue)	49%
Response Category	Percentage													
Category 1 (Light Blue)	1%													
Category 2 (Purple)	4%													
Category 3 (Green)	10%													
Category 4 (Red)	37%													
Category 5 (Blue)	49%													
<p><i>9. Understand the importance of professional development, continuing education, and participation in professional organizations.</i></p>	<p><b>4.6</b> 366 Responses</p>	<table border="1"> <thead> <tr> <th>Response Category</th> <th>Percentage</th> </tr> </thead> <tbody> <tr> <td>Category 1 (Purple)</td> <td>0%</td> </tr> <tr> <td>Category 2 (Green)</td> <td>2%</td> </tr> <tr> <td>Category 3 (Light Green)</td> <td>3%</td> </tr> <tr> <td>Category 4 (Red)</td> <td>27%</td> </tr> <tr> <td>Category 5 (Blue)</td> <td>68%</td> </tr> </tbody> </table>	Response Category	Percentage	Category 1 (Purple)	0%	Category 2 (Green)	2%	Category 3 (Light Green)	3%	Category 4 (Red)	27%	Category 5 (Blue)	68%
Response Category	Percentage													
Category 1 (Purple)	0%													
Category 2 (Green)	2%													
Category 3 (Light Green)	3%													
Category 4 (Red)	27%													
Category 5 (Blue)	68%													

<p><i>10. Participate in networking activities for personal and professional growth, leadership, collaboration, policy development, and change management.</i></p>	<p><b>4.3</b> 365 Responses</p>	 <p>1 Student Responded Not Applicable</p>
<p><i>11. Understand and uphold the philosophies, principles, and legal and ethical responsibilities of the library and information science field.</i></p>	<p><b>4.6</b> 366 Responses</p>	
<p><i>12. Demonstrate additional knowledge and competencies appropriate to my individual interests, specializations, and career goals.</i></p>	<p><b>4.5</b> 367 Responses</p>	

13. Relate the methodologies and content of other disciplines to the information field, and understand the contribution of the information field to other disciplines.

4.4

365 Responses



**Answer Key (Number in Parenthesis Represents Score Value Used in Mean Calculation)**

■ Poor [1]   ■ Neutral [2]   ■ Fair [3]   ■ Good [4]   ■ Excellent [5]

These results were compiled based on the 2013 End of Program (EOP) surveys administered in the spring, summer, and fall semesters.