

Columns

[NetworkConnection](#)[Link of the Month](#)[IRC News](#)[RSS Matters](#)[www@unt.edu](#)[Short Courses](#)[Staff Activities](#)

**Don't forget our
monthly
Columns!**

Campus Computing News

[UNT General Access Labs: What We Did This Summer](#)

[Apple User Group?](#)

[JAWS 5.1 is now available](#)

[The Role of Blended Learning in the World of Technology](#)

[EDUCAUSE](#)

TODAY'S CARTOON



[Return to top](#)

UNIVERSITY of NORTH TEXAS

[Network Connection](#) | [Link of the Month](#) | [IRC News](#) | [RSS Matters](#) | [www@unt.edu](#) | [Short Courses](#) | [Staff Activities](#)

[Computing and Information Technology Center Home](#) | [Help Desk](#) | [Training](#) | [About Us](#) | [Publications](#) | [Our Mission](#)

Questions, comments and corrections for this site: lynch@unt.edu

Site was last updated or revised : February 12, 2007

[UNT home page](#) | [Search UNT](#) | [UNT news](#) | [UNT events](#)

[Page One](#)
[Campus Computing News](#)
[Apple User Group?](#)
[JAWS 5.1 is now available](#)
[The Role of Blended Learning in the World of Technology](#)
[EDUCAUSE](#)
[Today's Cartoon](#)
[RSS Matters](#)
[The Network Connection](#)
[Link of the Month](#)
[WWW@UNT.EDU](#)
[Short Courses](#)
[IRC News](#)
[Staff Activities](#)
[Subscribe to Benchmarks Online](#)

Campus Computing News

UNT General Access Labs: What We Did This Summer

By [Dr. Elizabeth Hinkle-Turner](#), Student Computing Services Manager

It is September once again and time to report on any and all changes in the [General Access Labs](#) that occurred during the summer. Summer is when we scurry about like little worker bees getting our act together while the student use is minimal. All of the labs were in excellent shape equipment-wise from last year, so many changes have been cosmetic or strategic in order to improve access and/or maximize space.

The ACS/Adaptive lab upgraded all of its machines to JAWS 5.1 and also added the Spanish version of JAWS. All of the other labs will be making these changes to their JAWS machines soon also. Additionally, after discovering that the new 20-inch flat panel displays are much clearer and easier-to-read by folks with vision issues, the lab added these displays to their adaptive stations. The ACS/Adaptive lab will soon be adding a two-way video phone system for the deaf. This is scheduled for October. Also coming is an isolation wall for our Dragon Naturally Speaking station to help prevent interference from outside noise with this particular piece of software. Finally, 1000-sheet paper trays were added to the lab's two printers helping to cut printer down time for paper refills.

The College of Arts and Sciences reported no significant new features to its lab and has concentrated on making sure all software and hardware needs for the many CAS courses are fulfilled. **The College of Business Administration** added JAWS and Zoomtext to all of its machines thus greatly expanding its availability to persons with disabilities.

The College of Education began experimenting with providing as large a workspace as possible for their students. To this end, they added 12 Biostar iDeq 200t Small Form Factor PC workstations (we affectionately call them 'breadboxes!') and 20-inch flat panel displays. So now students have a great big desk space to work on with a little tiny computer and a huge, honking monitor that doesn't take up much space because it is a flat panel (oh..and the monitors PIVOT too so they can be 'portrait' or 'landscape' - is that cool or what?!). It is anticipated that these types of workstations will be quite popular with the students.

The College of Engineering Lab at the Research Park was open all summer. Their machines now have Windows XP and Office 2003. They are in the process of adding Saturday hours as needed if the shuttle bus system begins taking students to the Research Park on the weekends.

The SLIS/Graduate Lab has done a whole lot this summer. Its most popular accomplishment by far has been the expansion of its hours until 2:00 A.M. This means that graduate students have a second late night venue in addition to the Willis 24-hr lab in which to get their work done.

Here are the new hours according to lab manager Alan Livingston: M-Th 10:00am to 2:00am and Sunday from 12:00pm to 12:00am; Friday and Saturday remain the same at 8:00am to 10:00pm. They are now open a total of 104 hours per week.

Additional work done in the lab included the following:

1. Changed 20 PCs in the lab from P3 1Ghz machines to P4 3Ghz machines
2. All of the computers now feature Windows XP Professional as the standard operating system with Office XP, Adobe CS, and Macromedia Studio MX.
3. Changed their scanner from a single ScanJet 6300C to two ScanJet 5550C scanners with Automatic Document Feeders (ADF). (those babies are fast!)
4. Dropped support for Iomega Zip discs and added support for USB, Firewire (both standard and mini inputs available), Memory Sticks, Sandisks, and eight other forms of portable media.

Over in the arts areas, the **School of Music lab** got all brand new tables for a spiffy updated look. **The School of Visual Arts lab** upgraded all of their PCs to Windows XP. **The SCS lab** in Chilton Hall also got spruced up with new counters, storage space and printer cabinets. The SCS lab also added two HP9100DN printers with duplexing set as the default print configuration.

The lab folks at the **System Center Dallas** are busy adding a new lab room. This lab will have 18 stations and will be specially configured to encourage collaborative and group work (a 'team lab'). **The Willis 24-hr lab** upgraded its machines to Windows XP and Office 2003, added printer pooling for greater printing efficiency, added three new employees and also added two 'multimedia workstations' with scanners and CD-ROM burners.

In addition to all this, all of the labs using the Checkin system have migrated to a more updated server setup. Lots of 'behind the scenes' work this summer in all of the areas. Nothing as visually dramatic like all new green UNT tower machines or anything like that but simply hardware and software to better enable students to complete their digital work here at UNT.

[Return to top](#)

[Page One](#)
[Campus Computing News](#)
[Apple User Group?](#)
[JAWS 5.1 is now available](#)
[The Role of Blended Learning in the World of Technology](#)
[EDUCAUSE](#)
[Today's Cartoon](#)
[RSS Matters](#)
[The Network Connection](#)
[Link of the Month](#)
[WWW@UNT.EDU](#)
[Short Courses](#)
[IRC News](#)
[Staff Activities](#)
[Subscribe to Benchmarks Online](#)

Apple User Group?

<http://orgs.unt.edu/apple>

By [Stormy Shippy](#), North Texas Apple User Group, CITC Helpdesk Consultant

Very subtly last year, a new campus organization open to all students, faculty, and staff was brought to life. The North Texas Apple User Group (NTAUG) had small and humble beginnings, but going into the start of the second year, the group is flourishing while new and exciting doors continue to open up.

It is quite possible that this is the first time you have even heard of NTAUG. Most of the promotion for the group came by word of mouth last year, and only during the last few months have we begun to ramp up our efforts to introduce the group to the campus at large. Now that you know there is an organization called NTAUG on campus, you are surely wondering what the group is about...

“The North Texas Apple User Group is a campus organization at the University of North Texas. It is open to all who are interested in sharing information about what can be accomplished through the use of technology and how it enriches the lives of its users. Not only is the group about technology, but the friendships that are created when interested people join together with a common mission and purpose.”

What does the “Apple” in North Texas Apple User Group have to do with anything if the group is about technology and open to everyone? Well, I believe that Apple strives to create an educational environment built around technology that sets standards and paves the way for other technology companies. While doing so, Apple keeps everything accessible to each person regardless of his or her knowledge and experience. It may seem too much to ask from a large corporation these days, but by following Apple all these years it makes me wonder how they continue to “Think Different.”

So while the group was founded around the Apple platform, the ease and ability to incorporate other technology into the mix has enabled us to become much larger and focused on more facets than just Apple. By branching out like this, the group benefits the University as a whole and opens doors that may have been closed beforehand.

The monthly meeting is the core of the group. This is where we come together to get to know everyone. If you come to a meeting with a question or idea, someone else in the group is bound to know the answer or help you shape out the idea into something practical. At every meeting, food and drinks will be provided to get the night started and set the casual tone. Depending on the

meeting, there will be a creative main presentation from either a member, professor, industry representative, or others on a wide variety of subjects.

Maybe a member has found out 10 perfect tips on how to streamline the use of a popular application or device. A professor might be using digital technology to enhance the classroom experience for his/her students and wants to share the success with the rest of the UNT community. Sometimes particular companies may announce a great new product or application that they want to demonstrate to the group and they will send in a speaker. As you can see, the group opens up great opportunities that anyone can benefit from.

I genuinely encourage you to attend one of our meetings or events that are held throughout the year. The least that will happen is that you will meet new friends that share the same interests as you. Who knows, you may even end up experiencing the joy that comes with teaching others what you love.

Our next meeting will be **Monday, October 4th , at 7:00 p.m. in Terrill Hall room 120.**

Stay Informed:

One of the best ways to keep updated about the group is to visit <http://orgs.unt.edu/apple>.

Also join the **AppleUsers discussion list** by sending an email to listserv@unt.edu with the subject line left blank and in the body type "subscribe appleusers FirstName LastName". Now send the message off for further instructions.

To be included in the **mailing list** for the group, email <mailto:apple@unt.edu> and you will receive up-to-date information periodically.

You can always contact me personally at <mailto:stormy@unt.edu> if you would like me to answer questions you have regarding NTAUG

[Return to top](#)

[Page One](#)
[Campus Computing News](#)
[Apple User Group?](#)
JAWS 5.1 is now available
[The Role of Blended Learning in the World of Technology](#)
[EDUCAUSE](#)
[Today's Cartoon](#)
[RSS Matters](#)
[The Network Connection](#)
[Link of the Month](#)
[WWW@UNT.EDU](#)
[Short Courses](#)
[IRC News](#)
[Staff Activities](#)
[Subscribe to Benchmarks Online](#)


JAWS 5.1 is now available

By [Dr. Elizabeth Hinkle-Turner](#), Student Computing Services Manager

An important upgrade to JAWS 5.0 is now available directly from www.freedomsscientific.com. This upgrade fixes some errors that JAWS 5.0 was experiencing with Office XP. Most importantly for the adaptive lab, the upgrade fixed some issues we were having with JAWS and the Focus Braille display. Network managers are strongly encouraged to download and install this upgrade.

Additionally, a student alerted the adaptive lab team to the foreign language features in the JAWS application of which we were not aware. JAWS will speak in a variety of languages including Spanish and French. In order to install this feature of JAWS without having to redo the entire application, do the following:

- go to add/remove programs in control panel
- click on Jaws
- click the remove button
- after the uninstaller configuration click modify
- click next twice
- check all of the languages
- click next, then finish (which will reboot the machine)

JAWS 6.0 will be coming out within the next couple of months. Since we have a software maintenance agreement with Freedom Scientific, UNT will automatically receive this upgrade. You will be alerted to the availability of this upgrade when it arrives at the university.

[Return to top](#)

[Page One](#)

[Campus Computing News](#)

[Apple User Group?](#)

[JAWS 5.1 is now available](#)

[The Role of Blended Learning in the World of Technology](#)

[EDUCAUSE](#)

[Today's Cartoon](#)

[RSS Matters](#)

[The Network Connection](#)

[Link of the Month](#)

[WWW@UNT.EDU](#)

[Short Courses](#)

[IRC News](#)

[Staff Activities](#)

[Subscribe to Benchmarks Online](#)

The Role of Blended Learning in the World of Technology

By [Cathy Gonzalez](#), EIS Training/Computing Administration Manager

Implementing an enterprise-wide system the magnitude of [EIS](#) requires a learning solution that meets the needs of an extremely diverse audience. Technology is placing unique requirements on people in the workplace, compelling a sharp focus on training and education. One of the most persuasive factors is the shrinking half-life of knowledge. The "half-life of knowledge" is the time span from when knowledge is gained to when it becomes obsolete. Half of what is known today was not known 10 years ago. The amount of knowledge in the world has doubled in the past 10 years and is doubling every 18 months according to the American Society of Training and Documentation (ASTD). To combat the shrinking half-life of knowledge, organizations have been forced to develop new methods of deploying instruction.

Academic institutions, such as UNTS, have progressively been adopting new methods through the use of distance learning solutions. Organizations facing massive technological changes have also had to rethink methods of delivering training. An effective option is found in blended learning programs that deliver e-learning and instructor-led training. Many academic areas are discovering this to be a good solution also to traditional college teaching. With a blended learning approach, an organization utilizes e-learning and instructor-led training to address the diverse learning needs of all its trainees on a 24/7 basis.

Why does this approach work particularly well for training related to new technology? A truly enterprise-wide approach to education combines the best aspects of on-line education with the best of instructor-led training. One example is teaching basic fundamentals with e-learning and then teaching advanced skills in the classroom.

Application has been made of this approach for EIS. An *Introduction to EIS* course is available to all UNTS faculty and staff via WebCT (during the first month it was available, 66 persons completed the training). The course was first offered as instructor-led and normally took 3 hours to complete. The WebCT version can be completed in approximately 30 minutes in most cases. The instructor-led version required trainees to physically come to a training room, losing at least a minimum of 4 hours productivity time. The WebCT version allows access 24/7 from anywhere there is an internet connection. Trainees then go on to take more advanced courses, such as TimeKeeper or Student Records training, in the classroom where live interaction with an expert on the topic is needed for a successful learning experience.

A blended learning approach means that face-to-face learning becomes more effective because the mundane aspects of basic instruction are moved to an e-learning environment, which can be more engaging and interactive. It also means that an organization can have a common on-line orientation program for any number of trainees at any time, allowing all trainees to have the same basic knowledge of concepts, vocabulary, and terminology. When

trainees do meet in the classroom with an instructor, the face-to-face class can now focus on higher-level skills since the basics are known by all trainees and were tested by the e-learning orientation module. Instructor-led sessions can now focus on knowledge transfer and behavioral changes and not simply the memorization of acronyms or application-specific jargon.

The challenge of meeting the training and documentation needs of EIS continue and many learning events still need to take place. Through the consolidated efforts of many people associated with the implementation of EIS, the numbers that reflect the amount of training that has already occurred are staggering. These numbers tell me that UNTS has demonstrated a commitment in education excellence not only for students but also for their employees who are working hard and using EIS to serve the institution.

Interested in seeing training statistics? View the current EIS Training Summary [here](#).

[Return to top](#)

[Page One](#)
[Campus Computing News](#)
[Apple User Group?](#)
[JAWS 5.1 is now available](#)
[The Role of Blended Learning in the World of Technology](#)
[EDUCAUSE](#)
[Today's Cartoon](#)
[RSS Matters](#)
[The Network Connection](#)
[Link of the Month](#)
[WWW@UNT.EDU](#)
[Short Courses](#)
[IRC News](#)
[Staff Activities](#)
[Subscribe to Benchmarks Online](#)

TECHNOLOGY
 in Support of the Academy
 

Omni Austin Hotel Downtown, Austin, Texas

February 16-18, 2005

EDUCAUSE

 By [Claudia Lynch](#), *Benchmarks Online* Editor

You still have time to submit a presentation proposal for the next EDUCAUSE Southwest Regional Conference. It is being held in Austin this year, February 16-18, 2005. The theme this time is "Technology in Support of the Academy."

If you would like to participate as a presenter, the deadline for submissions of presentation proposals is **October 4, 2004**. You can submit a proposal online at: <http://www.educause.edu/conference/swrc/2005/program.asp>

According to an e-mail message sent out to interested past participants, the program will follow four tracks (view full [descriptions](#)):

- Emerging Technology and Security Issues
- IT, Learning, and Teaching: What Works?
- Leadership Development
- Corporate Presentations

Benefits of Presenting

As a presenter, you'll not only help create an innovative and informative program, you'll also:

- Gain recognition
- Spotlight your institution's achievements
- Make valuable contacts
- Hone your public speaking skills
- Build confidence and self-esteem
- Facilitate progress in the academic community

Related Opportunities

- If your proposal addresses an effective technology-related practice or solution implemented on your campus, share it with colleagues by submitting your presentation content to the Effective Practices and Solutions [database](#).
- Consider submitting your material for publication in EDUCAUSE [Quarterly](#). EQ authors receive full editorial support and gain valuable exposure and recognition in a very visible professional forum. View

author [testimonials](#) and publication [guidelines](#).

[Return to top](#)

[Page One](#)

[Campus Computing News](#)

[Apple User Group?](#)

[JAWS 5.1 is now available](#)

[The Role of Blended Learning in the World of Technology](#)

[EDUCAUSE](#)

Today's Cartoon

[RSS Matters](#)

[The Network Connection](#)

[Link of the Month](#)

[WWW@UNT.EDU](#)

[Short Courses](#)

[IRC News](#)

[Staff Activities](#)

[Subscribe to Benchmarks Online](#)

maincontent

TODAY'S CARTOON

Copyright 2002 by Randy Glasbergen.
www.glasbergen.com



“At first I thought it was trickle down economics, but now I think it might be a weak bladder.”

From "Today's Cartoon by Randy Glasbergen", posted with special permission. For many more cartoons, please visit www.glasbergen.com.

[Return to top](#)

[Page One](#)
[Campus Computing](#)
[Apple User Group?](#)
[JAWS 5.1 is now available](#)
[The Role of Blended Learning in the World of Technology](#)
[EDUCAUSE](#)
[Today's Cartoon](#)
[RSS Matters](#)
[The Network Connection](#)
[Link of the Month](#)
[WWW@UNT.EDU](#)
[Short Courses](#)
[IRC News](#)
[Staff Activities](#)
[Subscribe to Benchmarks Online](#)

Network Connection

By [Dr. Philip Baczewski](#), Associate Director of Academic Computing

Pop Quiz

School is back in session. it's time for your Internet pop quiz. Take out a number 2 pencil and a piece of paper and answer the following questions. You can earn partial credit, but only if your responses are in the form of complete sentences. Now, let's begin.

1. How old is the Internet?

If you answered 35, then you are correct. On September 2, 2004, the Internet officially turned 35 years old marking the anniversary of the first communication between two computers in a UCLA engineering lab. Who knew on that fateful day in 1969, that such a little network would grow up to allow us to buy every kind of collectable imaginable on EBay? (Don't answer that -- it's just a rhetorical question.) See this [article](#) for further study on this topic.

2. True or False: the World Wide Web was the first Internet application?

Sorry, the answer to that is "False." There were plenty of Internet applications before WWW came into existence, the most popular of those being e-mail and its various support applications, not to mention telnet and ftp. You get partial credit if you mentioned those and extra credit if you explained how Gopher was much more popular than WWW for a while.

3. Name three good uses for SPAM.

That's a trick question. There aren't three good uses for SPAM, unless you mean that canned meat product, in which case "running gag throughout one whole [Monty Python](#) show" does count as a correct answer (partial credit). I suppose if you want to test the capacity of your e-mail system, then SPAM may be useful, but only in the most annoying way. It is especially interesting to note that since the U.S. Congress passed the CAN-SPAM act of [2003](#) to discourage it, the amount of SPAM on the Internet seems to have increased.

4. Choose the most correct answer: my Internet e-mail messages remain private because of the following reason.

- a. I only send messages to my friends.
- b. I use an in-house system for all my e-mail.
- c. I encrypt all my e-mail.
- d. My boss can't read my e-mail.
- e. None of the above.

Ooh, so close! The answer is actually "e. None of the above." Why? Well, once you send an Internet e-mail message you lose all control over it. Your friends may decide they just have to share it without you knowing, it's easily forwarded outside of an in-house system, and even if you encrypt it, somebody has to decrypt it to read it and if they can do that, they can forward it on in plain text to whomever they wish. It's true that encrypting e-mail can make it more secure in transit, but once it has been decrypted, it's just like any message. And, yes, your boss can read your e-mail on the company-owned system. There's plenty of case law which supports an organization's control over their business e-mail system.

5. True or False: Microsoft invented the Internet.

You weren't paying attention or think that Bill went to UCLA? Nope. Bill was a Harvard man before he dropped out and went on to found Microsoft, market a simple BASIC compiler, complain about software pirates, sell an OS he didn't have to a very gullible IBM, and go on to become the richest man in the U.S. (if only that had been my idea, SIGH). Of course, Microsoft was very late to recognize that that Internet thingy was going to go anywhere and have spent the last 10 years trying to catch up. Just this year they've realized that not everyone using the Internet is a good guy like them. The answer is False, but partial credit if you said that they just think they did.

How did you do? Well, you'd better keep studying. It's going to be a long semester.

[Return to top](#)

[Page One](#)
[Campus Computing News](#)
[Apple User Group?](#)
[JAWS 5.1 is now available](#)
[The Role of Blended Learning in the World of Technology](#)
[EDUCAUSE](#)
[Today's Cartoon](#)
[RSS Matters](#)
[The Network Connection](#)
[Link of the Month](#)
[WWW@UNT.EDU](#)
[Short Courses](#)
[IRC News](#)
[Staff Activities](#)
[Subscribe to Benchmarks Online](#)

Link of the Month

Each month we highlight an Internet, USENET Special Interest Group (SIG), or similar mailing list(s) or website(s).

University of North Texas - Antivirus Site

The antivirus website has been moved from ncs.unt.edu to www.unt.edu/security/virus. Check out the new and improved site, now under the auspices of the CITC Information Security Team. Clicking on "Information Security" from the menu at the top of the page will take you here: <http://www.unt.edu/security/index.html>, to a page chock full of information including:

Is Your Computer Secure?

- ["Is Your Computer Secure?" Brochure](#) (Adobe .pdf)
- ["Is Your Computer Secure?" Brochure Supplement](#) (with downloads)

Patching Information:

- [Weekly Security Advisories](#)

Virus Information:

- [Learn about viruses](#) (Including [free anti-virus](#) software for UNT students)

Information Security Awareness:

- [Information Security Handbook for Faculty, Staff, and Students](#)
- [Password Security Tips](#)
- [How To Secure Your UNT Workstation](#)
- [Network Security Guide](#)
- Information Security Policies, Standards and Laws:
 - a) [UNT Information Resources Security Policy 3.6](#)
 - b) [UNT Computer Use Policy 3.10](#)
 - c) [1 T.A.C. §202 Information Security Standards](#)
 - d) [Laws and Resources Related to UNT Security](#)

[Return to top](#)

[Skip Navigation Links](#)

[Page One](#)

[Campus Computing](#)

[Apple User Group?](#)

[JAWS 5.1 is now available](#)

[The Role of Blended Learning in the World of Technology](#)

[EDUCAUSE](#)

[Today's Cartoon](#)

[RSS Matters](#)

[The Network Connection](#)

[Link of the Month](#)

[WWW@UNT.EDU](#)

[Short Courses](#)

IRC News

[Staff Activities](#)

[Subscribe to Benchmarks Online](#)

IRC News



Minutes provided by Sue Ellen Richey,
Recording Secretary*

No IRC meeting was held in August, therefore there are no minutes to report.

* For a list of IRC Regular and Ex-officio Members click [here](#).

IRC Meeting Schedule

The [IRC](#) generally meets on the third Tuesday of each month, from 2-4 p.m., in the Administration Building Board Room. From time to time there are planned exceptions to this schedule. All meetings of the IRC, its program groups, and other committees, are open to all faculty, staff, and students.

[Return to top](#)

[Page One](#)
[Campus Computing News](#)
[Apple User Group?](#)
[JAWS 5.1 is now available](#)
[The Role of Blended Learning in the World of Technology](#)
[EDUCAUSE](#)
[Today's Cartoon](#)
[RSS Matters](#)
[The Network Connection](#)
[Link of the Month](#)
[WWW@UNT.EDU](#)
[Short Courses](#)
[IRC News](#)
[Staff Activities](#)
[Subscribe to Benchmarks Online](#)

Research and Statistical Support University of North Texas

RSS Matters

Link to the last RSS article here: [Moderators and Mediators](#) - Ed.

Using S-Plus Graphics in Excel; SPSS News

By [Dr. Mike Clark](#), Research and Statistical Support Services Consultant

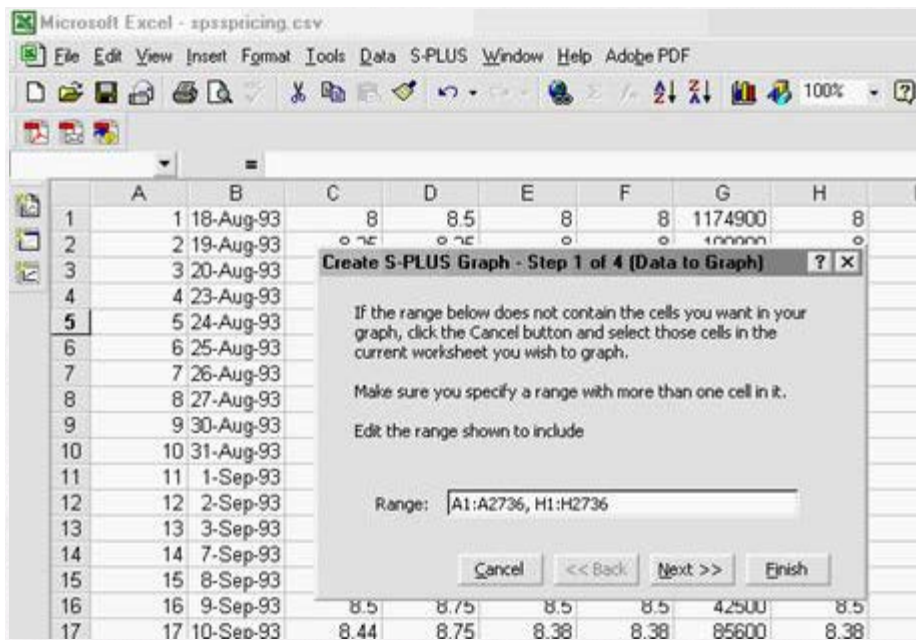
We were running a bit behind this go around so here is something put together quickly for those that use excel, possibly for initial data entry, but still might want a quick graph S-Plus style. If S-Plus is installed on a machine with Excel, an S-Plus drop down menu is made available when one is running Excel. Essentially you can take what you have in Excel and still have the S-Plus functionality for graphics.

Here is Excel but with the menu for S-Plus:

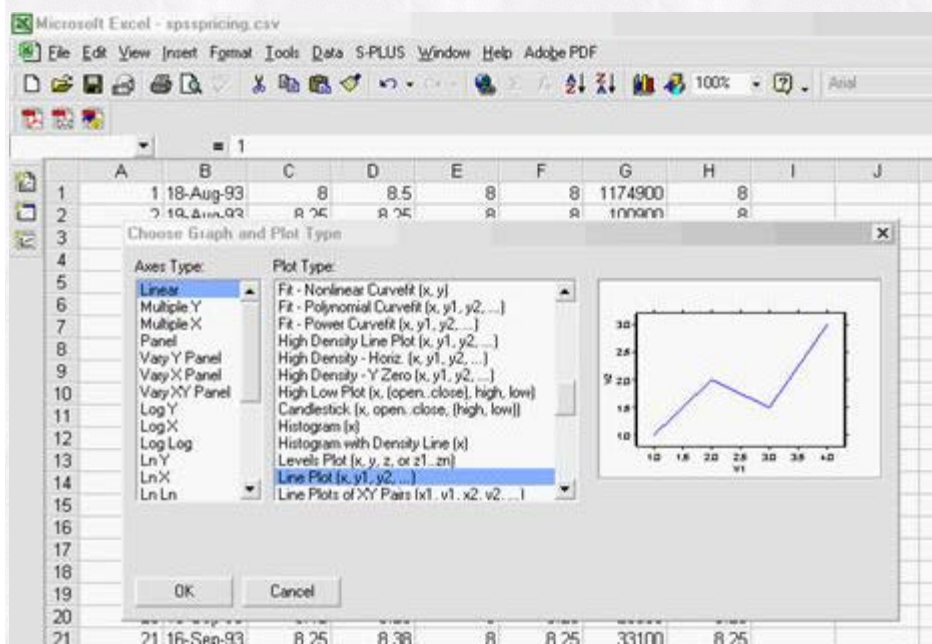
The screenshot shows the Microsoft Excel interface with the S-PLUS add-in menu open. The menu options are: Create Graph, Modify Graph Layout, Modify Plots, and About S-PLUS Add-In... The spreadsheet data is as follows:

	A	B	C				G
1	18-Aug-93	8	8.5	8	8	1174900	8
2	19-Aug-93	8.25	8.25	8	8	100900	8
3	20-Aug-93	8.25	8.25	8	8.25	45000	8.25
4	23-Aug-93	8.25	8.25	8	8	28700	8

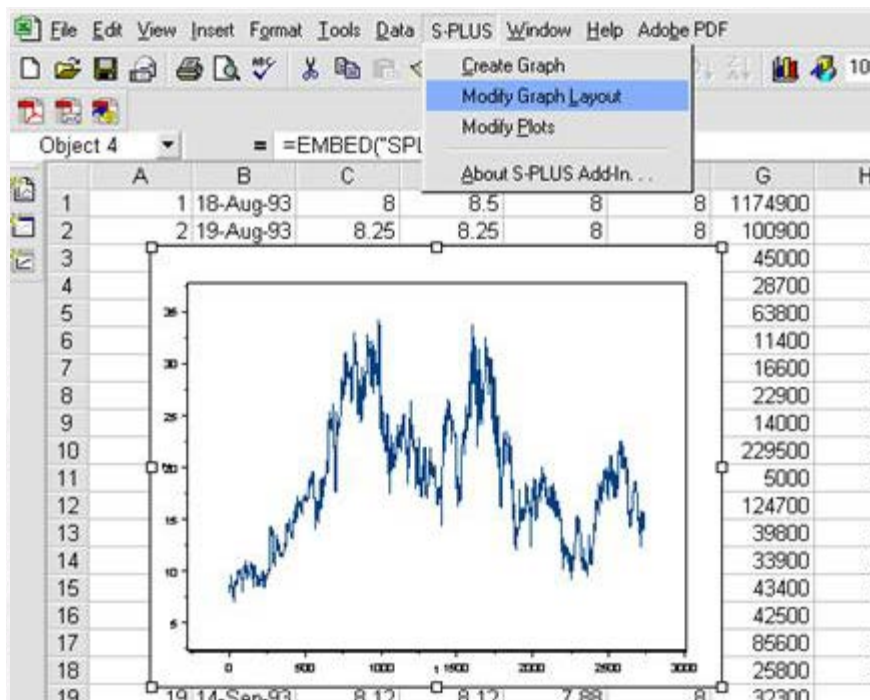
We will be using data from regarding SPSS stock prices since 1993. To create the graph, specify the column name and which cases to include for each variable and separately, as in the following. Separate one variable from another with a comma.



After that, there is the option to specify a conditioning variable should you need to, and then you just have to note with is the very first case of the data. Now you have the S-Plus graphical options at your disposal.



Once you have the graph you then have some options you can play around with to get the look you want.



The finished graph shows that maybe SPSS isn't doing too hot these days. Time for a new release? Yeah why not? The following is from spss.com:

New Version of SPSS for Windows

"The new version of SPSS for Windows is a major upgrade. SPSS 13.0 includes an array of features that people will use often in their daily work."

— Bob Muenchen

Manager, Statistical Consulting Center

The University of Tennessee Office of Information Technology

Graphics and output

- SPSS 13.0 provides you with better reporting capabilities through improvements to the presentation graphics system (added in SPSS 12.0). These enhanced reporting capabilities give you the ability to:
 - Include three new chart types in your work
 - Population pyramids, also called mirror plots or dual charts, for creating graphs that clearly show the distribution between two groups
 - 3-D bar charts for creating charts that highlight differences across combinations of categories
 - Dot charts, also called dot density charts, for displaying individual observations on a continuous scale using a dot or other symbol. This enables you to represent the frequency distribution of your data while displaying all individual points or observations.
 - Better explain your data when you use new chart display features/options in your graphs
 - Create paneled charts for displaying rows and variables from more than one chart in a table-like arrangement of sub-charts, showing differences among groups, and visualizing effects of

conditioning variables. Paneled charts are available for most SPSS graphs.

- Include error bars on categorical charts for displaying information about the variability of measurement. You can use error bars to represent confidence level, standard deviation, or standard error spread measures. Add error bars to nearly any categorical chart, including bar charts, area plots, and line plots
 - Use the sort categories display option to automatically reorder categories in differing order (descending or ascending) or by different sort methods (value, including dates, label, or summary statistic)
 - Drag data value labels to any position on your chart, add connecting lines, and match font color to subgroup
 - Add diagonal reference lines to compare your data to a diagonal line. Also, drag horizontal and vertical reference lines to any position on the axis
- More easily work with templates and the Chart Editor
 - Browse the template settings in the new tree-view layout; then explicitly select the settings you want to save in your chart templates
 - Quickly modify your charts using new features in the Chart Editor interface. You can automatically add titles, footnotes, and gridlines; drag annotations to any position on the chart; and more intuitively select objects.
- Improve the presentation quality of your results. Pivot table output is now available for a number of procedures, including AREG, CURVEFIT, KAPLAN-MEIER, MULT RESPONSE, NLR, and CNLR.

Data and output management

- More powerful data management in SPSS 13.0 allows you to:
 - Ensure data containing text strings of more than 256 bytes is not truncated or lost when working with open-ended question responses, data from other software that allows long data strings (up to 32,767 bytes), and other types of long text strings
 - Easily work with dates and times in SPSS using the Date and Time Wizard. You can calculate with dates and times, bring date/time data from a variety of sources to SPSS, create a date/time variable from a string containing a date variable, and parse individual date/time units.
 - More quickly and easily understand wide and long datasets using splitter controls in the Data Editor
 - Automatically convert string variables to numeric variables using the improved autorecode command
 - A recode template enables you to append, for example, new products to an existing scheme
 - Save aggregated values directly to your active file—in just one mouse click—using the improved aggregate command
 - Create custom programs in SPSS 13.0, even if you have little or no experience using syntax in SPSS. SPSS 13.0 provides Output Management System (OMS) functionality through the interface.
 - Conveniently share data between SPSS 13.0 and SAS ® 9.0 because

SPSS 13.0 can read/write SAS 9 files

- Run the majority of your syntax jobs uninterrupted, even if you encounter an error in your job. The new INSERT command enables you to specify interactive syntax rules that tell SPSS 13.0 to bypass errors.
- Keep a log of your work while maintaining a high level of performance. SPSS 13.0 provides improved system performance by optimizing the way SPSS writes syntax to journal files.
- Use the HOST command to enable applications to “escape” to the operating system and execute other programs in sync with the SPSS session
- Obtain flexibility for your version-dependent applications because automation scripts in SPSS 13.0 can recognize configuration parameters, including UI language, options installed, and the SPSS version being used
- Prevent syntax jobs from breaking when you create a common, or main project, directory that enables you to include transformations for multiple projects using a new Change Directory command

Output export enhancements

- With just a few mouseclicks, you can export tables and charts directly from SPSS 13.0 to Microsoft® PowerPoint®

"Overall, I think the new feature set is a major improvement in an already outstanding product. "

— James W. Golden, PhD
Associate Professor
Department of Criminal Justice
University of Arkansas at Little Rock

New SPSS add-on module: SPSS Classification Trees™ 13.0

This new add-on module creates classification and decision trees directly within SPSS to identify groups, discover relationships between groups, and predict future events. With SPSS Classification Trees, you can:

- Use classification and decision trees for segmentation, stratification, prediction, data reduction and variable screening, interaction identification, category merging, and discretizing continuous variables
- Visually explain categorical results. Highly visual trees enable you to present results in an intuitive manner—so you can more clearly explain categorical results to non-technical audiences.
- Use results to enhance existing and new data. You can identify a particular subset of the data via the tree and run further analysis, segment and group cases directly within the data, and create predictive values and probabilities within your dataset. Write information from the tree model directly to your data or create XML models for use in SPSS Server 13.0 to score other data files. You can also generate selection or classification/prediction rules in the form of SPSS syntax, SQL statements, or simple text (through syntax).
- Perform analysis using one of four established tree-growing algorithms: CHAID, exhaustive CHAID, classification & regression trees (CRT), and QUEST. You can try different types of tree-growing algorithms and find

the one that best fits your data.

SPSS Complex Samples™ 13.0 enhancements

Use predictive analytics for survey research. SPSS Complex Samples 13.0 extends this module, which was new in SPSS 12.0, enabling you to:

- More accurately analyze and predict numerical outcomes from your complex sample designs. Use the new complex samples general linear model (CSGLM) to build linear regression, analysis of variance (ANOVA), and analysis of covariance (ANCOVA) models to predict numerical outcomes.
- More accurately analyze and predict categorical outcomes from your complex sample designs. Use the new complex samples logistic regression (CSLOGISTIC) statistic for binary and multinomial outcomes.

SPSS Tables™ 13.0 enhancements

Better control how you display your data using expanded category options in SPSS Tables by:

- Sorting categories by any summary statistic in your table
- Hiding the categories that comprise subtotals-you can remove a category from the table without removing it from the subtotal calculation

SPSS Categories™ 13.0 enhancements

A new procedure in SPSS Categories greatly enhances this add-on module's functionality for multiple correspondence. This procedure enables you to:

- Reveal the underlying relationships between more than two nominal variables when similar categories are grouped close to one another in a chart. Market researchers typically refer to these types of analyses and charts as "perceptual maps."
- Use the new multiple correspondence analysis functionality for object weighting, data binning, supplementary object inclusion, and correlation matrix
- Use the expanded multiple correspondence analysis functionality for missing data, diagnostics, plot, output, and export

SPSS Regression Models™ 13.0 enhancements

New options available for multinomial logistic regression (MLR) in the SPSS Regression Models add-on module enable you to:

- More quickly reach results when you have a large number of predictors by using Score and Wald methods for stepwise selection in MLR
- Assess your model fit using Aikaike information criterion (AIC) and Bayesian information criterion (BIC; also called Schwarz Bayesian Criterion, or SBC)

SPSS Server 13.0 enhancements

SPSS Server continues to help your organization increase its productivity by

giving you the ability to:

- Sort and aggregate data within the database prior to retrieval
- Increase performance for select users when you assign temporary disk location and user priority through new administrative tools
- Achieve high-performance sorting using SyncSort® (must be purchased separately) with dynamic optimization, parallel processing (with multiple processors), and patented performance algorithms
- Use XML models created through SPSS to score individual or new cases and data.

[Return to top](#)

[Page One](#)
[Campus Computing News](#)
[Apple User Group?](#)
[JAWS 5.1 is now available](#)
[The Role of Blended Learning in the World of Technology](#)
[EDUCAUSE](#)
[Today's Cartoon](#)
[RSS Matters](#)
[The Network Connection](#)
[Link of the Month](#)
[WWW@UNT.EDU](#)
[Short Courses](#)
[IRC News](#)
[Staff Activities](#)
[Subscribe to Benchmarks Online](#)

WWW@UNT.EDU

Running Multiple Virtual SSL Servers

By [Shane Jester](#), Campus Web Administrator

Something I had struggled with for a long time was the ability to run multiple web servers and have them enabled on both port 80 and 443. The need to encrypt web traffic is growing all the time, especially with regards to passing login credentials, or just viewing sensitive data. My problem is that I have about one hundred different web servers. Encrypting all of these servers is a problem on two fronts. The first is cost. It would cost about twenty-five thousand dollars a year to have a certificate for every server. Secondly, there is a technology issue with my current web server configuration. Let 's go over both of these hurdles.

Very generally, the way ssl-encryption works on web servers is the client sends a 'Hello' request to the web server. The web server must then send the client its public certificate so that all future communication can be encrypted. From this point on, the client and server can talk over secure channels. This method works fine if you have one web server per IP address. However, as I mentioned before, I have one hundred servers. That's a lot of IP addresses to be monopolizing. I really have little choice but to use name-based hosting on my server. In short, I use one IP address and the apache server differentiates the incoming server requests based on the name of the server. Ahah! Now you see the problem. How can the server know which certificate to send to the client if it sends the certificate before seeing any relevant data other than 'Hello'? The short answer is, it can't. Since we know that the client will complain if the name of the certificate does not match the hostname that the client is browsing, we are in quite a predicament. So what do we do? We use a wildcard certificate.

A wildcard certificate?

A typical certificate signed by a Certificate Authority (CA) contains the server name that is protected, among other things. For example, a certificate for www.yoursite.com would only work for www.yoursite.com because the name is encoded with the certificate. This is an important part of why we trust certificates. As end-users, we trust that the CA will only sign a certificate that they trust, and therefore we trust. Our browsers are configured to only accept a certificate if the server name we are visiting matches the server name that the CA says it should be. Therefore, it is very hard for a third-party sight to pretend to be someone they are not.

So what is a wildcard certificate? It is a certificate that is configured to be used with a domain, as opposed to a specific server. For example, the wildcard *.yoursite.com would not only work for www.yoursite.com, but also www2.yoursite.com, hooty.yoursite.com, etc. So, is this controversial? A little bit. There are only a few CA's that even offer this service. However, they are reputable CA's, which helps with the controversy. The biggest hurdle is

actually browser compatibility. Most, if not all of the current browsers that support SSL will accept the wildcard certificate, but there can be issues for older browsers. Still, I offer standard port 80 traffic for any such problems, and I think that the benefits of having all of my servers encrypted outweighs the drawbacks.

So technically how does it work? You configure all of your virtual servers to use the same ssl.key and ssl.crt files which contain the wildcard certificate information. Now when the client requests encryption, it doesn't matter what hostname the client sends. It is the same certificate for any of them. As long as the browser accepts the validity of the certificate, the response it sends back to the server will be readable by any of the Named Virtual Hosts. At that time, the web server can identify the appropriate named host and respond to the client with the correct data. All of this, is of course transparent to the end-user, and the best-part is the cost. It was less than one-thousand dollars for the wildcard certificate. That's a lot better than twenty-five thousand dollars and hijacking 100 different IP addresses.

For example . . .

So for those of you truly interested, here is an example of an apache httpd.conf file configured for wildcard certificates with Named Virtual Hosts. I've only included the parts relevant to the wildcard certificates.:

```
NameVirtualHost 192.168.0.2:80
NameVirtualHost 192.168.0.2:443

<VirtualHost 192.168.0.2:80 192.168.0.2:443>
SSLEngine on
SSLCertificateFile /home/apache/conf/ssl.crt/server.crt
SSLCertificateKeyFile /home/apache/conf/ssl.key/server.key
DocumentRoot /home/apache
ServerName www.unt.edu
ServerPath /www
<Directory "/home/apache/htdocs">
</Directory>
</VirtualHost>

<VirtualHost 192.168.0.2:80 192.168.0.2:443>
SSLEngine on
SSLCertificateFile /home/apache/conf/ssl.crt/server.crt
SSLCertificateKeyFile /home/apache/conf/ssl.key/server.key
DocumentRoot /home/apache
ServerName home.unt.edu
ServerPath /home
<Directory "/home/apache/home">
</Directory>
</VirtualHost>
```

Notice that both Virtual Servers use the same IP address and point to the same certificates. The Virtual Host directive also specifies that the server is listening on both port 80 and 443. The order is actually important here. I recently discovered that Macromedia DreamWeaver will not properly perform a webDAV MOVE command if you specify the 443 port first. Go figure.

Questions?

I hope this has at least been interesting. I realize that I glossed over some of the fine details, but I could have written an entire chapter of a book on this subject and still left out some important information. My door is always open if you want to discuss it in more detail so feel free to ask me any questions on this topic.

[Return to top](#)

[Page One](#)
[Campus Computing News](#)
[Apple User Group?](#)
[JAWS 5.1 is now available](#)
[The Role of Blended Learning in the World of Technology](#)
[EDUCAUSE](#)
[Today's Cartoon](#)
[RSS Matters](#)
[The Network Connection](#)
[Link of the Month](#)
[WWW@UNT.EDU](#)
[Short Courses](#)
[IRC News](#)
[Staff Activities](#)
[Subscribe to Benchmarks Online](#)

Short Courses

By [Claudia Lynch](#), *Benchmarks Online* Editor

Full Short Courses have been scheduled and people are signing up. Surf over to the [Short Courses](#) page to see the what is being offered and information about registration. No classes are full yet, but that may not be true for long if you are interested in taking "Getting Started with DreamWeaver MX," "Beginning Fireworks MX," and/or "Integrating Fireworks MX and DreamWeaver MX."

Customized Short Courses

Faculty members can request customized short courses from ACS, geared to their class needs. Other groups can request special courses also. Contact ACS for more information (ISB 119, 565-4068, lynch@unt.edu).

Especially for Faculty and Staff Members

In addition to the [ACS Short Courses](#), which are available to students, faculty and staff, staff and faculty members can take courses offered through the [Human Resources](#) Department, the [Center for Distributed Learning](#), and the UNT Libraries' [Multimedia Development Lab](#). Additionally, the Center for Continuing Education and Conference Management offers a variety of [courses](#) to both UNT and the general community, usually for a small fee.

EIS Training

Electronic Procurement (ePro) Training Classes

The following dates have been set for training. Note there are two classes given on each date - an Approver's class and an ePro Coordinator's class. Please e-mail Traci Carter at tcarter@unt.edu, indicating the date you plan to attend and for which class. Because seats are limited, please respond early to assure a spot in the training session of your choice.

Timekeeper Training

All Timekeeper Training sessions are held in ESSC 152 from 9:00am-Noon. You can register online (<https://home.unt.edu/hr/training/treg.htm>) or by calling (940) 565-4246.

Timekeeper Session Dates

- Wednesday, Oct 6

Wednesday, Nov 3

- Wednesday, Dec 1

GroupWise Training

Information about GroupWise training can be found at the GroupWise course [site](#).

If you would like to have a Basic GroupWise seminar for your area, please contact Jason Gutierrez, Network Computing Services, jasong@unt.edu.

GroupWise SPAM class: A class on using GroupWise to Combat Unsolicited Email (a.k.a SPAM) was offered on March 25th, 2004. If you were unable to participate in this class, it will be offered again. Until then, the class materials are available online in PDF format (Acrobat) at http://ncs.unt.edu/gw/basicgroupwise/downloads/PDF/Dealing_with_SPAM.pdf.

Center for Distributed Learning

The Center for Distributed Learning offers courses especially for Faculty Members. A list of topics and further information can be found at http://www.unt.edu/cdl/training_events/index.htm

The center also offers a "Brown Bag" series which meets for lunch the first Thursday of each month at Noon in Chilton 245. The purpose of this group is to bring faculty members together to share their experiences with distributed learning. One demonstration will be made at each meeting by a faculty member with experience in distributed learning. More information on these activities can be found at the [Center for Distributed Learning](#) Website.

Technical Training

Technical Training for campus network managers is available, from time to time, through the Network Computing Services (NCS) division of the Computing and Information Technology Center. Check the NCS [site](#) to see if and when they are offering any training.

UNT Mini-Courses

There are a variety of courses offered, for a fee, to UNT faculty, staff and students as well as the general public. For additional information surf over to <http://www.pware.com/index.cfm?clientid=2694a>

Alternate Forms of Training

Many of the [General Access Labs](#) around campus have tutorials installed on their computers. For example, the College of Education has Macromedia Tutorials for DreamWeaver 4.0, Flash 5.0 and Fireworks 4.0.

The [Training](#) Web site has all sorts of information about alternate forms of training. Computer Based Training (CBT) is one of the alternatives offered.

For further information on CBT at UNT, [Check Out the CBT Website for all Your Online Training Needs](#) in the July issue of *Benchmarks Online*.

[Return to top](#)

[Page One](#)
[Campus
Computing
News](#)
[Apple User
Group?](#)
[JAWS 5.1 is now
available](#)
[The Role of
Blended
Learning in the
World of
Technology](#)
[EDUCAUSE](#)
[Today's Cartoon](#)
[RSS Matters](#)
[The Network
Connection](#)
[Link of the
Month](#)
[WWW@UNT.EDU](#)
[Short Courses](#)
[IRC News](#)
[Staff Activities](#)
[Subscribe to
Benchmarks
Online](#)

Staff Activities

Transitions

New Employees:

- **Audrie Woody**, CPU Operator, MTS (part-time).
- **Steven Rowell**, UNIX System Administrator, UNIX Services.

No longer working in the Computing and Information Technology Center:

- **John Leidel**, ACS Checkin Developer (part-time).
- **Luke Quattrochi**, Microcomputer Consultant, Helpdesk (part-time).

Awards, Recognition, Publications, etc.

Richard Harris, Associate Vice President for Computing and Communications Services, was interviewed about the increased campus use of wireless computers in the August 16 *Denton Record-Chronicle* and the August 18 *Dallas Morning News* (September 3 *Inhouse@unt*).

Dr. Philip Baczewski, Associate Director of Academic Computing, was recognized as a Soaring Eagle in the September 2004 *Human Resources Newsletter*. He "figured out a way to retrieve data stored on some old hardware."

Also recognized as a Soaring Eagle in the September 2004 *Human Resources Newsletter* was **David George**, Production Control Scheduler. He was praised for his pleasant manner and willingness to always go the extra mile.

[Return to top](#)

[Page One](#)

[Campus Computing News](#)

[Apple User Group?](#)

[JAWS 5.1 is now available](#)

[The Role of Blended Learning in the World of Technology](#)

[EDUCAUSE](#)

[Today's Cartoon](#)

[RSS Matters](#)

[The Network Connection](#)

[Link of the Month](#)

[WWW@UNT.EDU](#)

[Short Courses](#)

[IRC News](#)

[Staff Activities](#)

[Subscribe to Benchmarks Online](#)

Don't Forget Our Monthly Columns!

By [Claudia Lynch](#), *Benchmarks Online* Editor

In addition to our feature articles, *Benchmarks Online* publishes monthly columns that are focused on specific aspects of computing here at UNT (and beyond, in some cases). Check out what is waiting for you this month:

- [RSS Matters](#) - "RSS Matters" is the monthly column written by the Research and Statistical Support [Group](#) in Academic Computing Services. Their articles focus on topics of a statistical and/or research methods nature. **This month's article is by Dr. Mike Clark and is titled "Using S-Plus Graphics in Excel; SPSS News ."**
- [The Network Connection](#) - "The Network Connection" may well be the longest running column in computer publishing history. Certainly in University of North Texas computer [publishing history](#).

This month Dr. Baczewski gives you a "Pop Quiz" on the Internet. Can you take it?

- [Link of the Month](#) - As it says on the top of the "Link of the Month" page, "each month we highlight an Internet, USENET Special Interest Group (SIG), or similar mailing list(s) or Website(s)." Lately we have been confining ourselves to featuring UNT specific sites. **This month we focus on the new "University of North Texas - Antivirus Site."**
- [WWW@UNT.EDU](#) - "WWW@UNT.EDU" is a monthly column written by the Central Web Support [Group](#) in Academic Computing Services. The topics usually focus, in some way, on World-Wide-Web-related issues. **This month, Shane Jester talks about "Running Multiple Virtual SSL Servers."**
- [Short Courses](#) - Every semester, Academic Computing Services (ACS) offers short courses on computer-related topics, many of them having to do with statistical research. This column keeps you up-to-date on what is being offered and when as well as other training opportunities.
- [IRC News](#) - As their Webpage [says](#), "the IRC is an advisory and oversight body created to foster communication and cooperation between and among UNT information resources providers and users." We publish the minutes of the IRC meetings each month, when they are available.
- [Staff Activities](#) - This column focuses on new employees, people who are no longer employed at the Computing and Information Technology Center, awards and recognitions and other items of interest featured here.

[Return to top](#)