

Preparing for upgrade day



Upgrade day

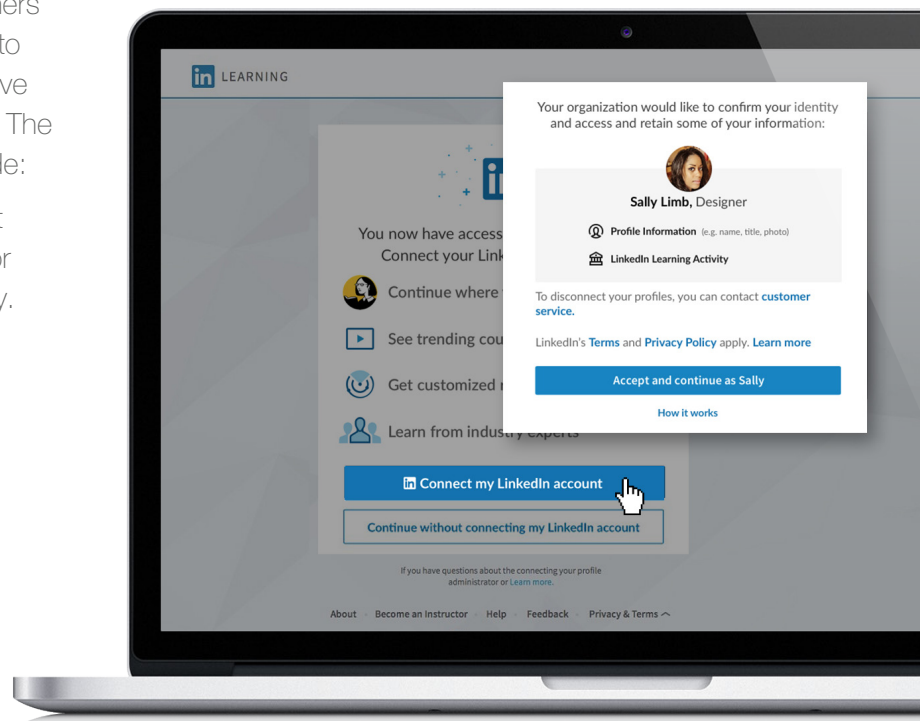
On your scheduled upgrade date, you and your learners will automatically be upgraded and all of your history will be transferred over to LinkedIn Learning. Remind your admins and learners that they may not be able to access either Lynda.com or LinkedIn Learning for up to 18 hours as data is migrated.

Connecting your LinkedIn profile during activation

During the activation process, you and your learners will have the option to connect a LinkedIn profile to your LinkedIn Learning account. If they do not have a LinkedIn profile, they will be able to create one. The benefits of signing in with a LinkedIn profile include:

- A more personalized learning experience that includes special course recommendations for learners based on job title, skills, and industry.
- Discoverable and relevant learning content within the LinkedIn.com experience (e.g., in the feed) to keep learning top of mind and drive more engagement.

When you connect your LinkedIn profile, you can rest assured that only your learning data will be shared with your employer. No other data from your LinkedIn profile will be accessible or shared. See the [details of the Privacy Information here](#).



Learners who choose to opt out of using their LinkedIn profile will create a separate LinkedIn Learning account that is not connected to LinkedIn.com.

Activating your account

Activate your LinkedIn Learning admin account by clicking the link in the confirmation email you'll receive once the upgrade is complete. Your learners will also receive a confirmation email that will allow them to activate their new LinkedIn Learning account.

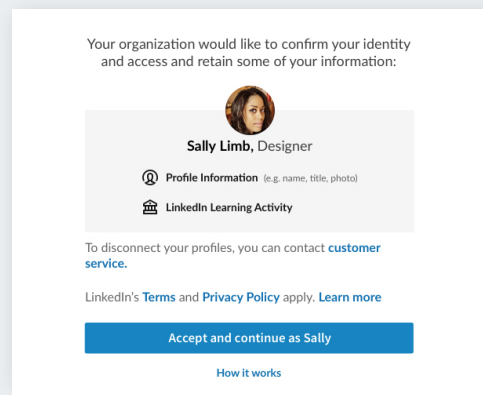


When you activate your LinkedIn Learning account, you will have the option to connect your LinkedIn account. If you don't have a LinkedIn account, you can create one. Or if you choose to continue without connecting your LinkedIn account, you can create a separate Learning account.

The username you use to sign in to LinkedIn Learning may be different than the username you used for Lynda.com.

Here are the steps to activate your LinkedIn Learning account by connecting your LinkedIn account.

Activation tip

Remind and encourage your learners to sign in and activate their new LinkedIn Learning accounts. Learners who sign in to Lynda.com will be automatically redirected to LinkedIn Learning.



Launch checklist

Admin action steps

- On the day prior to your upgrade, remind your admins and learners that they will **not be able to access either Lynda.com or LinkedIn Learning for up to 18 hours**
- Activate your LinkedIn Learning admin account by clicking the link in the confirmation email you'll receive once the upgrade is complete
- Remind and encourage your learners to sign-in and activate their new LinkedIn Learning accounts

Reminder

On your scheduled upgrade date, you and your learners will automatically be upgraded to LinkedIn Learning. The exact duration of the downtime will be determined by how much data is migrated, not to exceed 18 hours.