

Emergency Evacuation Procedures

Hurley Administration Building

1501 W. Chestnut Street Denton, TX 76201

Severe Weather

In the event of severe weather, all building occupants should immediately seek shelter in the designated shelter-in-place area in the building. If unable to safely move to the designated shelter-in-place area, seek shelter in a windowless interior room or hallway on the lowest floor of the building.

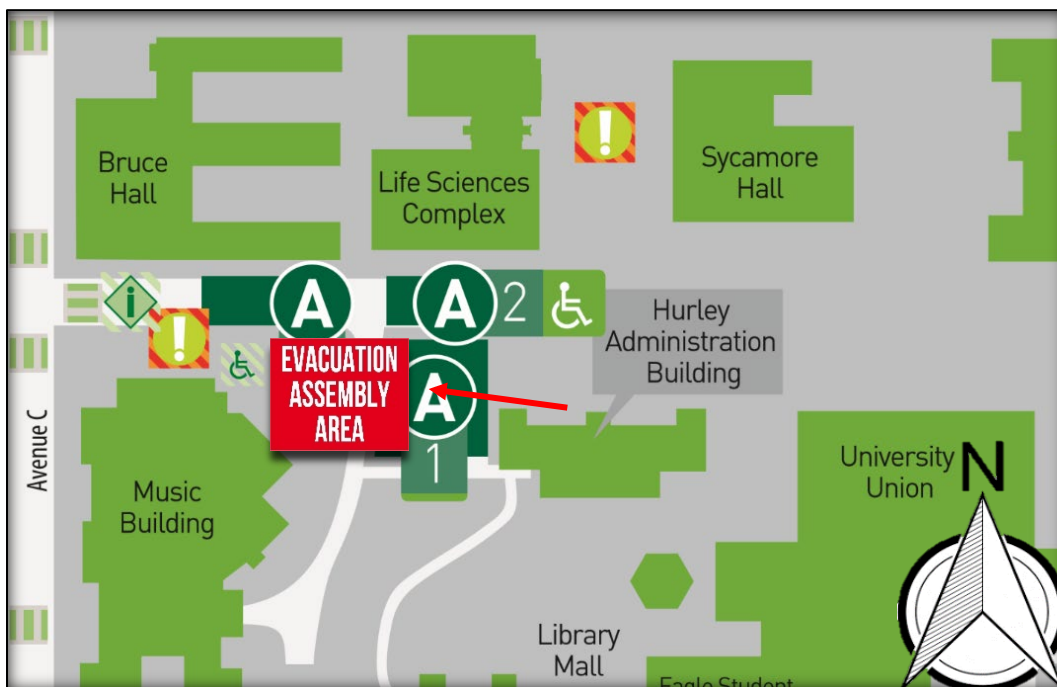
All building occupants should take shelter in office suites 135 A-F, and the area underneath the center staircase accessible through office suites 160. Avoid standing near windows, walls and doors made of glass.

Bomb Threat/Fire

In the event of a bomb threat or fire in the building, all building occupants should immediately evacuate the building using the nearest exit. Once outside, proceed to the designated assembly area. If unable to safely move to the designated assembly area, contact one or more members of your department or unit to let them know you are safe and inform them of your whereabouts.

Persons with mobility impairments who are unable to safely exit the building should move to a designated area of refuge and await assistance from emergency responders.

All building occupants should immediately evacuate the building and proceed to the walking path, west of parking lot 1.




HURLEY ADMINISTRATION BUILDING


BLDG #0101


06-2019

Exterior Gross Area
19237

Safety Legend

 Areas of Refuge

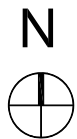
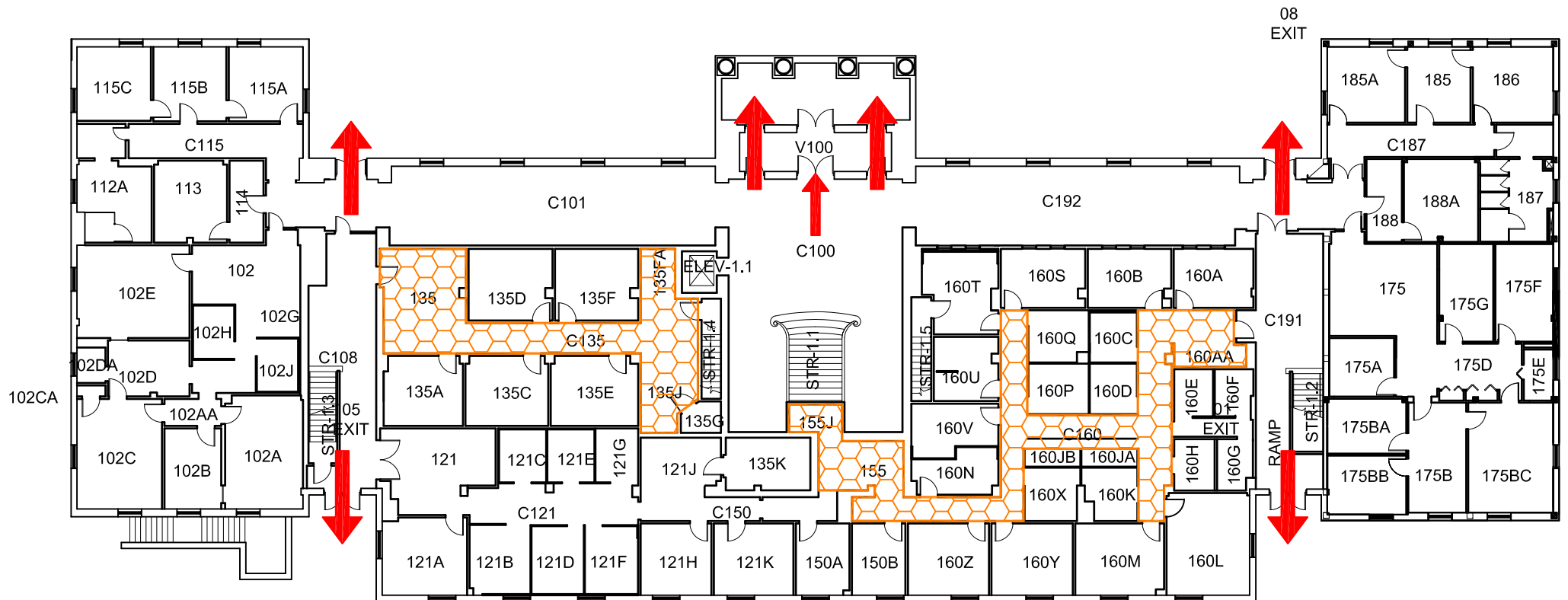
 Tornado Shelter Areas

 Exit/Evacuation Routes

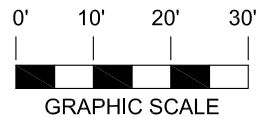
In case of fire, do not use elevator

AED Automatic External Defibrillator

CHAIR Evacuation Chair



FIRST FLOOR PLAN



HURLEY ADMINISTRATION BUILDING

BLDG #0101

06-2019

Safety Legend



Areas of Refuge



Tornado Shelter Areas



Exit/Evacuation Routes

In case of fire, do not use elevator



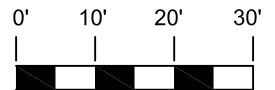
Automatic External Defibrillator

Exterior Gross Area

16596



SECOND FLOOR PLAN





HURLEY ADMINISTRATION BUILDING


BLDG #0101

06-2019

Safety Legend

 Areas of Refuge

 Tornado Shelter Areas

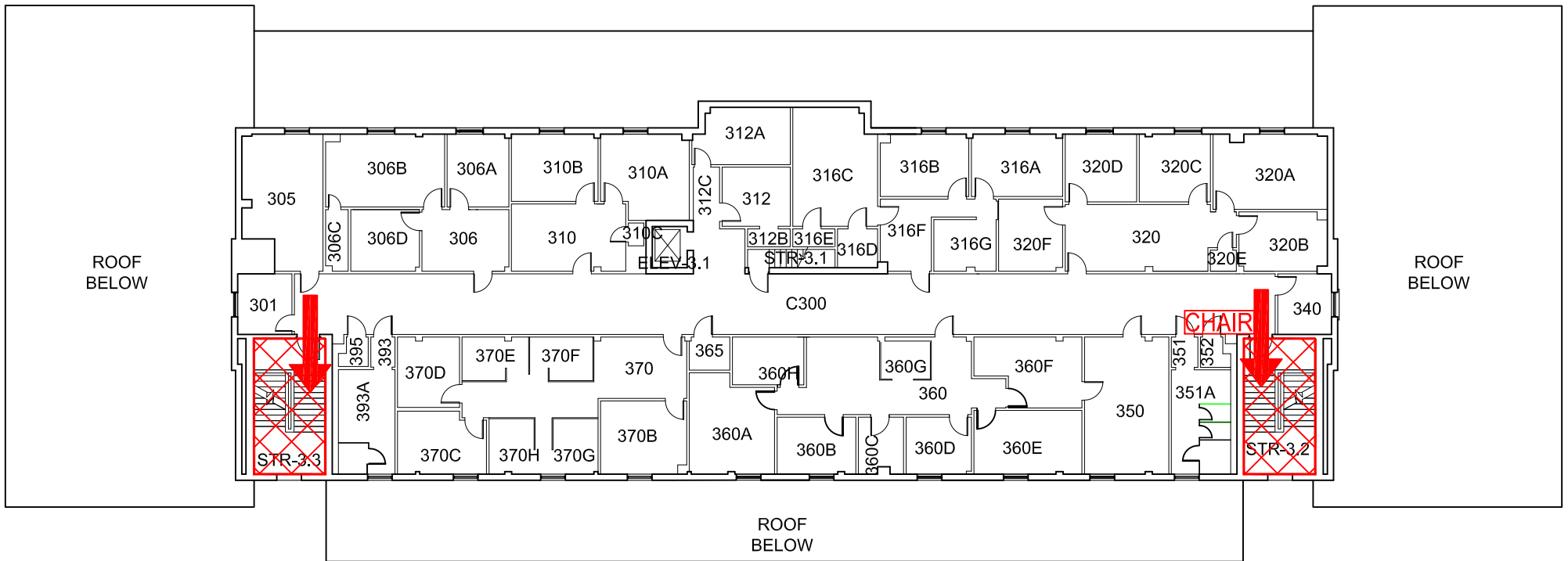
 Exit/Evacuation Routes

In case of fire, do not use elevator

AED Automatic External Defibrillator

CHAIR Evacuation Chair

Exterior Gross Area
10325



THIRD FLOOR PLAN

