

State Injury Profile for Idaho

The CDC State Injury Profiles

Gathering and sharing reliable data about the broad range of public health problems is among the many ways the Centers for Disease Control and Prevention protect the safety and health of Americans.

Policy makers and health care workers need access to the best, most current data available so they can make informed decisions about where to allocate limited resources to prevent diseases and injuries. Yet, many people find statistics difficult to understand and interpret. This State Injury Profile offers an easier way to look at statistics. Through maps and graphs, the Profile clearly shows how this state compares with others in the nation and what injury problems are most pressing.

CDC's National Center for Injury Prevention and Control gathers data about a broad range of intentional and unintentional injuries or what many people call 'violence' and 'accidents.' Injuries affect everyone. Injury is the leading cause of death for all Americans ages one to 34, and injury remains one of the leading causes of death, no matter how long someone may live.

Maps and graphs in this State Injury Profile show this state's death rates from in falls, poisoning, drowning, suffocation, fires and burns, suicide, homicide, traumatic brain injury and injuries related to firearms. The graphics show how this state compares with others and with mortality rates in the United States as a whole. You will also find a table showing the Ten Leading Causes of Death for the United States and for this state. **New this year** is a county-by-county map showing locations with higher death rates for each type of injury.

In addition to injury data, you'll also find a list of all CDC-funded injury prevention and research programs in this state for 2001.

DEPARTMENT OF HEALTH AND HUMAN SERVICES

Centers for Disease Control and Prevention
National Center for Injury Prevention and Control

To learn more

After you page through the State Injury Profile, if you want to know more, CDC has made it easy for you to find additional information about any injury and public health. Simply visit www.cdc.gov/ncipc. Or call the CDC National Center for Injury Prevention and Control, Office of Planning, Evaluation and Legislation at 1-770-488-4936.

These other resources offered or funded by the CDC may also interest you:

General information about injury in America

Customized data reports, www.cdc.gov/ncipc/wisqars

Consumer facts and tip sheets, www.cdc.gov/ncipc/safeusa or call the SafeUSA hotline toll free at 1-800-252-7751.

Intentional Injury

National Resource Center on Domestic Violence, 1-800-537-2238

National Sexual Violence Resource Center, www.nsvrc.org, or call 1-877-739-3895

National Violence Against Women Prevention Research Center, www.violenceagainstwomen.org, or call 1-843-792-2945

National Youth Violence Prevention Resource Center, www.safeyouth.org, or call 1-866-SAFEYOUTH (723-3968)

Violence Against Women Electronic Network (VAWnet), www.vawnet.org, or call 1-800-537-2238

Unintentional Injury

National Program for Playground Safety, www.uni.edu/playground, or call 1-800-554-PLAY (7529)

National Resource Center on Aging and Injury, www.nrcai.org, or call 1-619-594-0986

State Injury Profile for Idaho 1989-1998

SAFER·HEALTHIER·PEOPLE™

United States

10 Leading Causes of Deaths by Age Group: 1996-1998

Rank	Age Groups										Total
	<1	1-4	5-9	10-14	15-24	25-34	35-44	45-54	55-64	65+	
1	Congenital Anomalies 18,771	Unintentional Injuries 6,087	Unintentional Injuries 4,666	Unintentional Injuries 5,392	Unintentional Injuries 40,525	Unintentional Injuries 37,468	Malignant Neoplasms 51,170	Malignant Neoplasms 135,803	Malignant Neoplasms 260,166	Heart Disease 1,824,785	Heart Disease 2,185,194
2	Short Gestation 11,928	Congenital Anomalies 1,791	Malignant Neoplasms 1,557	Malignant Neoplasms 1,514	Homicide 18,200	Suicide 16,898	Unintentional Injuries 43,925	Heart Disease 105,367	Heart Disease 198,361	Malignant Neoplasms 1,150,087	Malignant Neoplasms 1,620,642
3	SIDS 8,863	Malignant Neoplasms 1,227	Congenital Anomalies 662	Suicide 918	Suicide 12,679	Homicide 15,068	Heart Disease 40,037	Unintentional Injuries 31,208	Bronchitis Emphysema Asthma 30,317	Cerebro-vascular 419,998	Cerebro-vascular 478,181
4	Respiratory Distress Synd. 3,958	Homicide 1,194	Homicide 523	Homicide 908	Malignant Neoplasms 4,976	HIV 14,953	HIV 26,456	Cerebro-vascular 17,196	Cerebro-vascular 29,005	Bronchitis Emphysema Asthma 283,777	Bronchitis Emphysema Asthma 327,640
5	Maternal Complications 3,836	Heart Disease 643	Heart Disease 413	Congenital Anomalies 613	Heart Disease 3,124	Malignant Neoplasms 13,837	Suicide 20,308	Liver Disease 16,797	Diabetes 25,504	Pneumonia & Influenza 235,529	Unintentional Injuries 288,427
6	Placenta Cord Membranes 2,870	Pneumonia & Influenza 494	Pneumonia & Influenza 218	Heart Disease 560	Congenital Anomalies 1,252	Heart Disease 9,843	Homicide 11,138	Suicide 14,916	Unintentional Injuries 21,316	Diabetes 142,639	Pneumonia & Influenza 262,047
7	Perinatal Infections 2,348	Septicemia 245	HIV 194	Bronchitis Emphysema Asthma 287	HIV 883	Cerebro-vascular 2,068	Liver Disease 10,518	Diabetes 12,979	Liver Disease 15,844	Unintentional Injuries 95,191	Diabetes 189,154
8	Unintentional Injuries 2,323	HIV 233	Bronchitis Emphysema Asthma 159	Pneumonia & Influenza 180	Bronchitis Emphysema Asthma 677	Diabetes 1,903	Cerebro-vascular 8,159	HIV 12,892	Pneumonia & Influenza 11,228	Alzheimer's Disease 65,647	Suicide 92,013
9	Pneumonia & Influenza 1,358	Perinatal Period 210	Benign Neoplasms 134	Cerebro-vascular 140	Pneumonia & Influenza 638	Pneumonia & Influenza 1,633	Diabetes 5,622	Bronchitis Emphysema Asthma 8,467	Suicide 8,834	Nephritis 65,296	Nephritis 75,817
10	Intrauterine Hypoxia 1,341	Benign Neoplasms 188	Cerebro-vascular 102	HIV 139	Cerebro-vascular 533	Liver Disease 1,592	Pneumonia & Influenza 4,255	Pneumonia & Influenza 6,493	Septicemia 5,704	Septicemia 54,428	Liver Disease 75,414

United States Total Number of Injury Deaths

Cause	Deaths	Percent
Unintentional Injury	288,427	65.6%
Intentional	151,102	34.4%
Total (1996-1998)	439,529	100.0%

Average Number of Injury Deaths per Year
In the United States = **146,510**

Idaho

10 Leading Causes of Deaths by Age Group: 1996-1998

Rank	Age Groups										Total
	<1	1-4	5-9	10-14	15-24	25-34	35-44	45-54	55-64	65+	
1	Congenital Anomalies 124	Unintentional Injuries 45	Unintentional Injuries 42	Unintentional Injuries 42	Unintentional Injuries 285	Unintentional Injuries 198	Unintentional Injuries 229	Malignant Neoplasms 434	Malignant Neoplasms 936	Heart Disease 6,182	Heart Disease 7,324
2	SIDS 63	Congenital Anomalies 8	Malignant Neoplasms 7	Suicide 13	Suicide 99	Suicide 88	Malignant Neoplasms 181	Heart Disease 305	Heart Disease 667	Malignant Neoplasms 4,387	Malignant Neoplasms 6,023
3	Short Gestation 36	Malignant Neoplasms 6	Congenital Anomalies 4	Malignant Neoplasms 11	Homicide 28	Malignant Neoplasms 45	Suicide 125	Unintentional Injuries 169	Bronchitis Emphysema Asthma 143	Cerebrovascular 1,903	Cerebrovascular 2,102
4	Unintentional Injuries 24	Heart Disease 4	Pneumonia & Influenza 3	Heart Disease 4	Malignant Neoplasms 16	Homicide 20	Heart Disease 119	Suicide 97	Unintentional Injuries 141	Bronchitis Emphysema Asthma 1,337	Unintentional Injuries 1,679
5	Placenta Cord Membranes 14	Homicide 4	Heart Disease 2	Homicide 3	Heart Disease 14	Heart Disease 18	Cerebrovascular 35	Liver Disease 62	Diabetes 98	Pneumonia & Influenza 950	Bronchitis Emphysema Asthma 1,540
6	Maternal Complications 10	Anemias 2	Homicide 2	Congenital Anomalies 2	Cerebrovascular 5	HIV 17	Liver Disease 32	Cerebrovascular 53	Cerebrovascular 93	Diabetes 548	Pneumonia & Influenza 1,039
7	Respiratory Distress Synd. 8	Benign Neoplasms 2	5 Tied	Benign Neoplasms 1	Diabetes 4	Diabetes 12	Homicide 24	Diabetes 43	Suicide 55	Unintentional Injuries 503	Diabetes 723
8	Pneumonia & Influenza 7	Cerebrovascular 2	5 Tied	Meningococcal 1	Complicated Pregnancy 3	Cerebrovascular 6	HIV 22	Bronchitis Emphysema Asthma 42	Liver Disease 45	Alzheimer's Disease 339	Suicide 587
9	Remainder Respiratory 7	6 Tied	5 Tied	Pneumonia & Influenza 1	Pneumonia & Influenza 3	Congenital Anomalies 5	Diabetes 18	Pneumonia & Influenza 19	Pneumonia & Influenza 33	Nephritis 196	Alzheimer's Disease 344
10	2 Tied	6 Tied	5 Tied		4 Tied	3 Tied	Pneumonia & Influenza 18	Homicide 19	Nephritis 16	Atherosclerosis 165	Liver Disease 256

Idaho Total Number of Injury Deaths

<u>Cause</u>	<u>Deaths</u>	<u>Percent</u>
Unintentional Injury	1,679	70.1%
Intentional Injury	715	29.9%
Total (1996-1998)	2,394	100.0%

**Average Number of Injury Deaths per Year
In Idaho = 798**

1996-1998 Leading Causes of Death

Unintentional Injury

United States Unintentional Injury

<u>Cause</u>	<u>Deaths</u>	<u>Percent</u>
MV Traffic	127,053	44.1%
Fall	35,745	12.4%
Poisoning	30,474	10.6%
Suffocation	13,325	4.6%
Drowning	12,416	4.3%
Fire/Burn	10,809	3.7%
Other Causes	<u>58,605</u>	<u>20.3%</u>
	288,427	100.0%

Idaho Only Unintentional Injury

<u>Cause</u>	<u>Deaths</u>	<u>Percent</u>
MV Traffic	769	45.8%
Fall	217	12.9%
Drowning	106	6.3%
Poisoning	92	5.5%
Suffocation	63	3.8%
Other Causes	<u>432</u>	<u>25.7%</u>
	1,679	100.0%

Intentional Injury

United States Suicide

<u>Cause</u>	<u>Deaths</u>	<u>Percent</u>
Firearm	53,156	57.8%
Suffocation	16,469	17.9%
Poisoning	15,280	16.6%
Other Causes	<u>7,108</u>	<u>7.7%</u>
	92,013	100.0%

Idaho Only Suicide

<u>Cause</u>	<u>Deaths</u>	<u>Percent</u>
Firearm	400	68.1%
Poisoning	87	14.8%
Suffocation	75	12.8%
Other Causes	<u>25</u>	<u>4.3%</u>
	587	100.0%

United States Homicide and Legal Intervention

<u>Cause</u>	<u>Deaths</u>	<u>Percent</u>
Firearm	39,951	67.6%
Cut/Pierce	6,955	11.8%
Suffocation	2,147	3.6%
Other Causes	<u>10,036</u>	<u>17.0%</u>
	59,089	100.0%

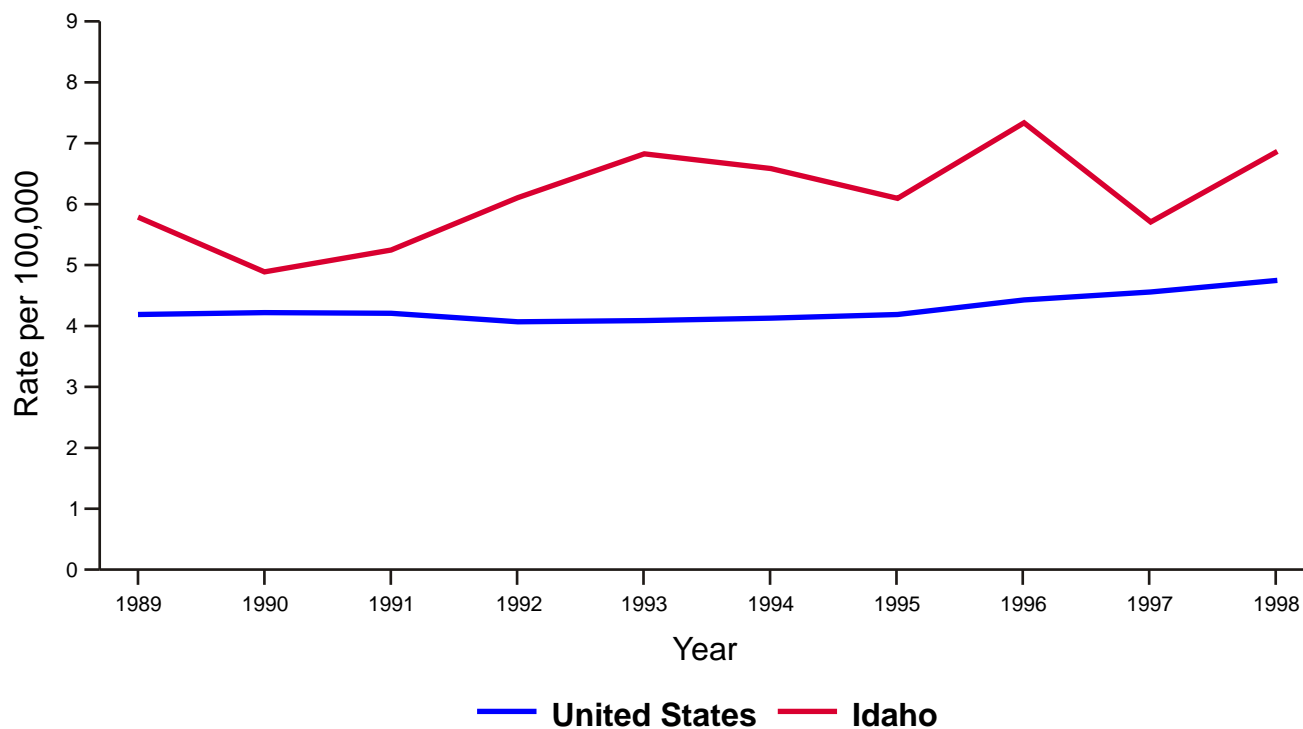
Idaho Only Homicide and Legal Intervention

<u>Cause</u>	<u>Deaths</u>	<u>Percent</u>
Firearm	79	61.7%
Cut/Pierce	16	12.5%
Suffocation	6	4.7%
Other Causes	<u>27</u>	<u>21.1%</u>
	128	100.0%

Unintentional Fall Death Rates United States, 1996-1998



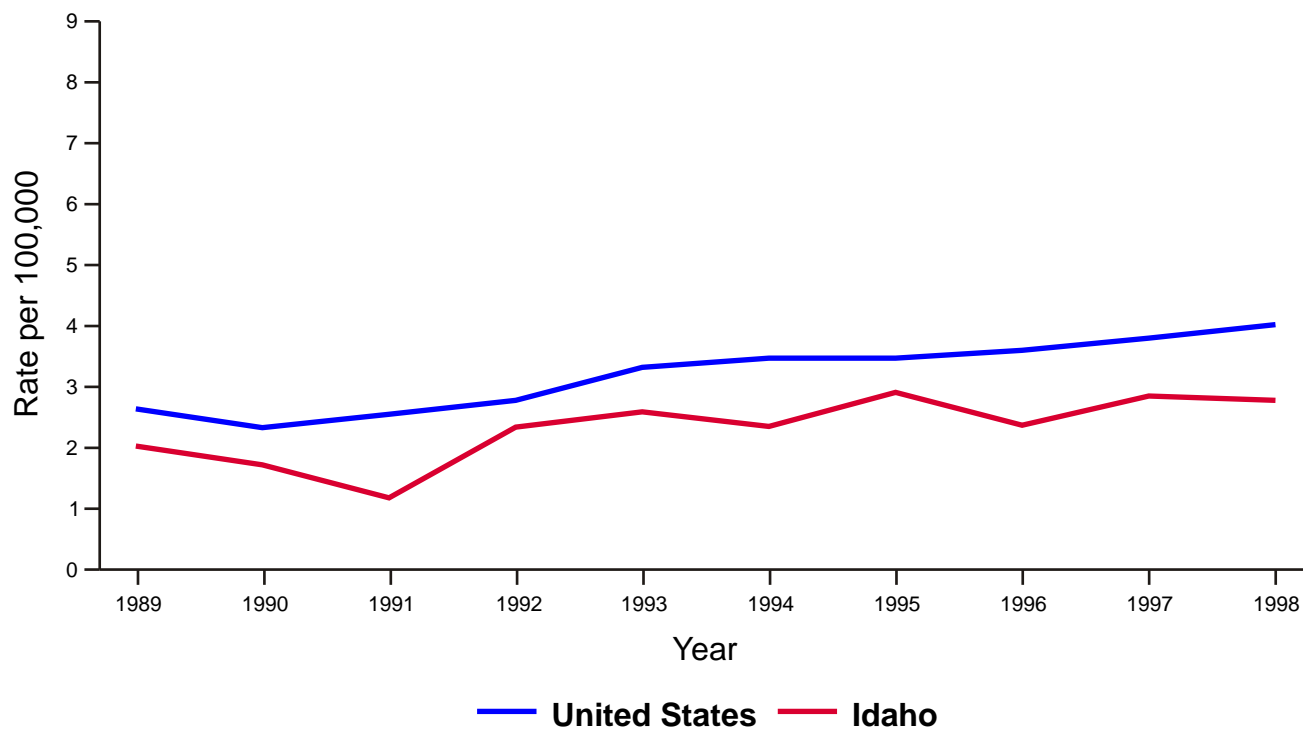
United States and Idaho 1989-1998



Unintentional Poisoning Death Rates United States, 1996-1998



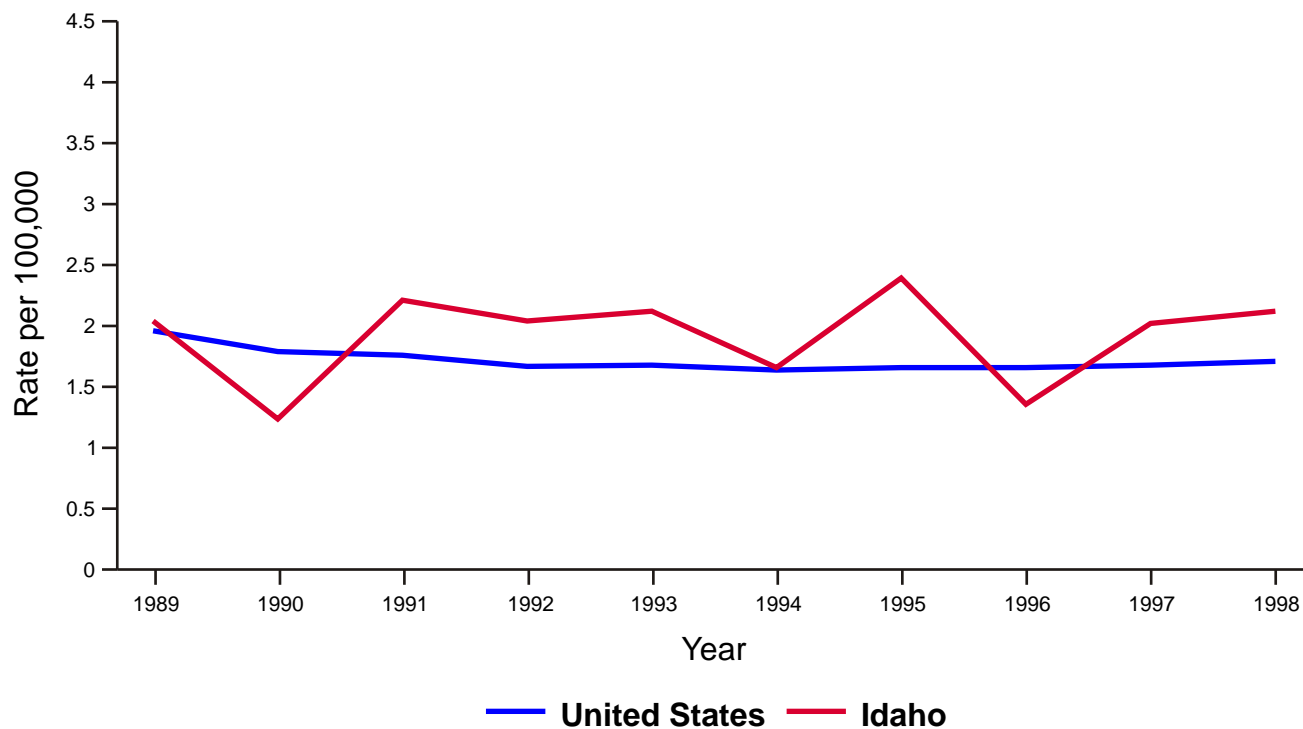
United States and Idaho 1989-1998



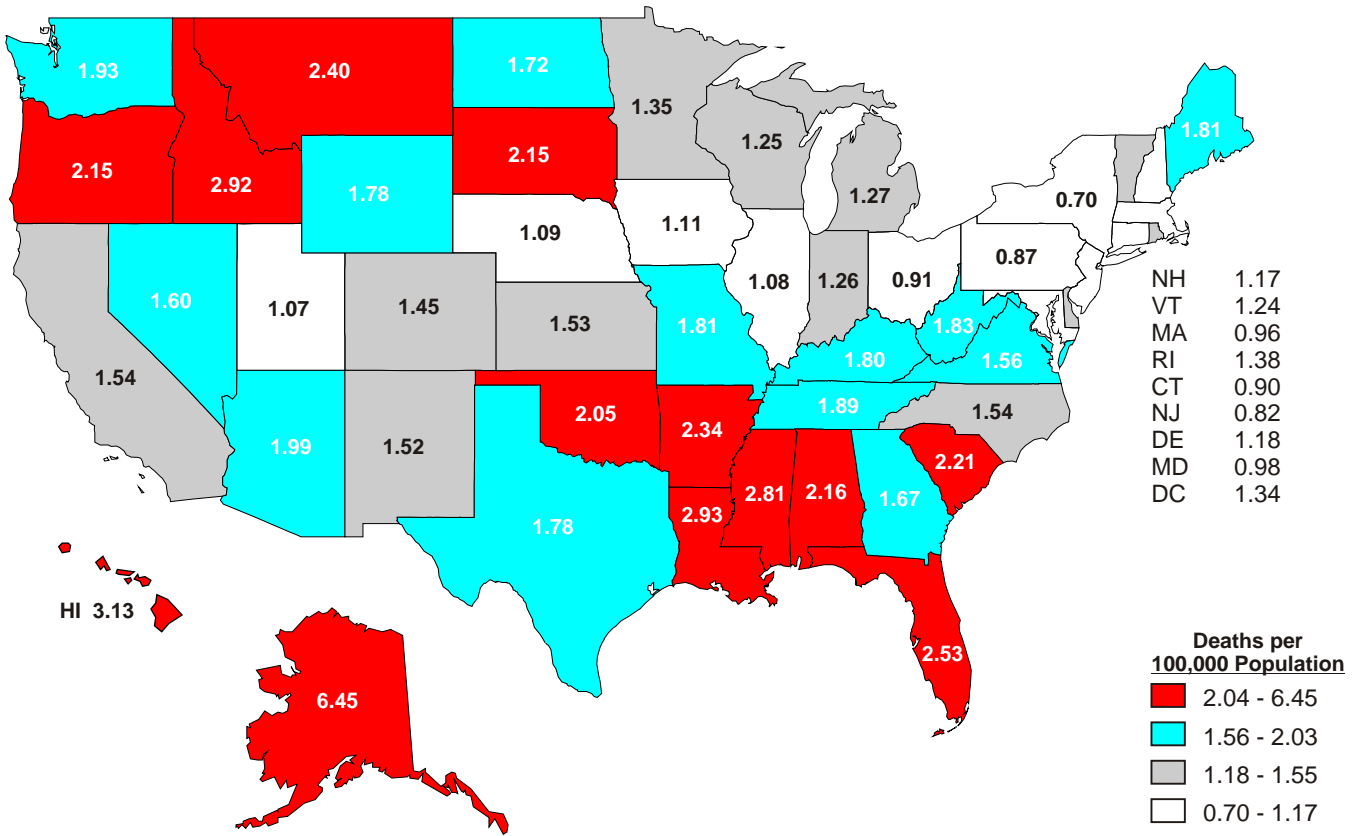
Unintentional Suffocation Death Rates United States, 1996-1998



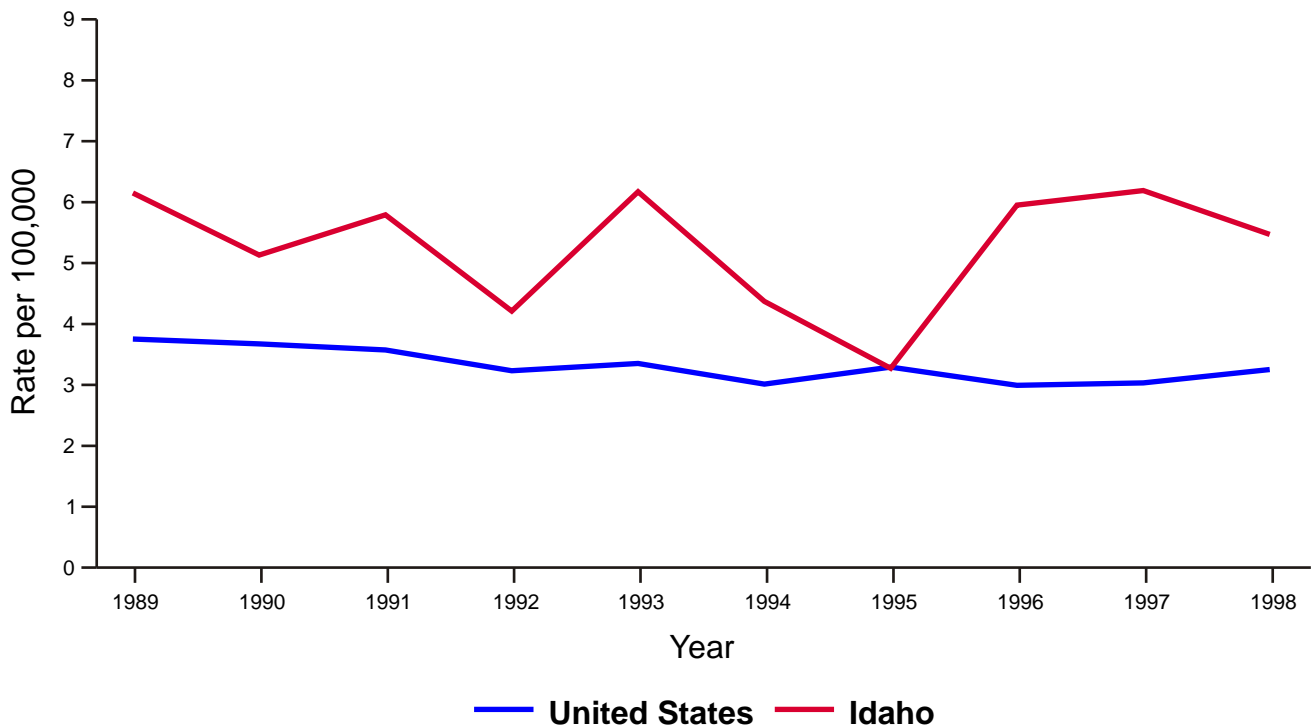
United States and Idaho 1989-1998



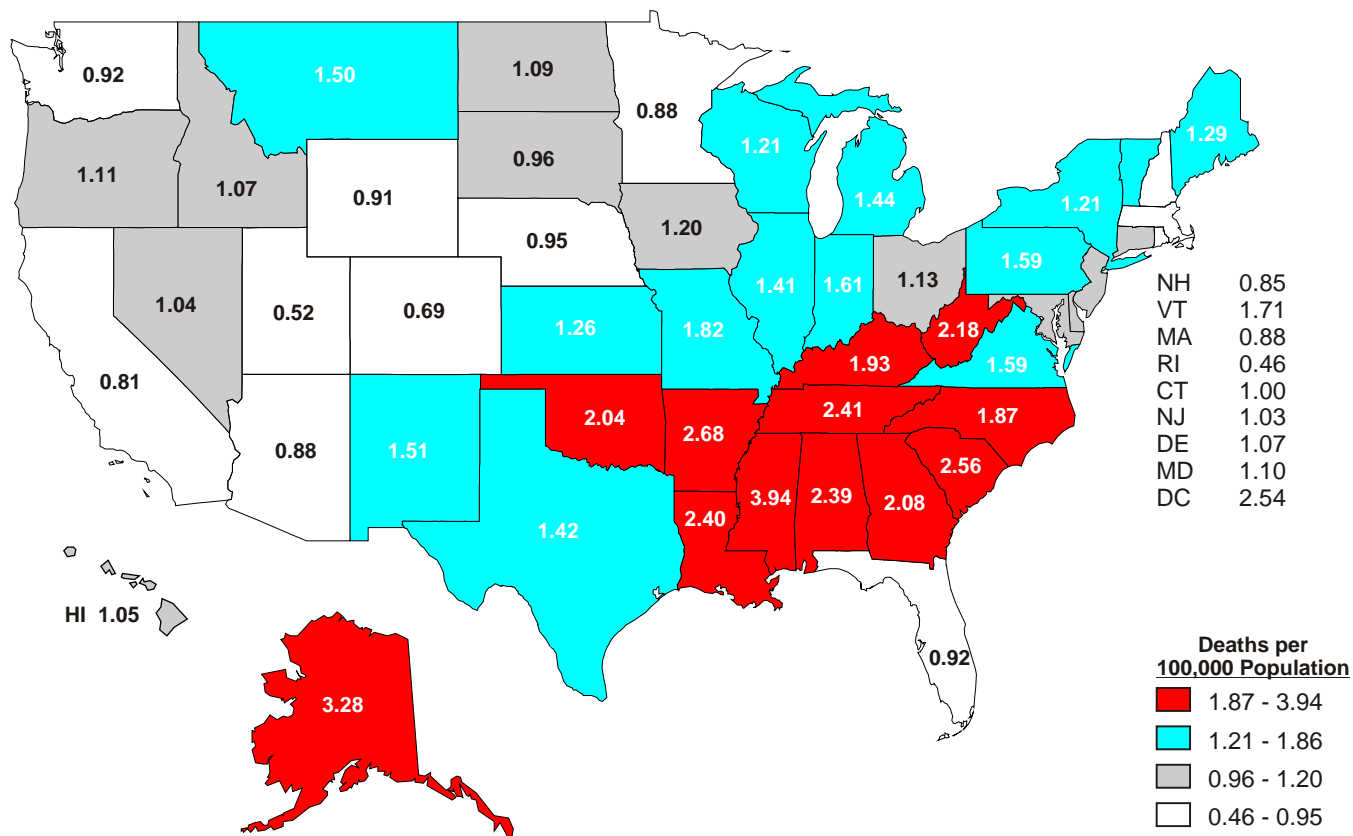
Unintentional Drowning Death Rates United States, 1996-1998



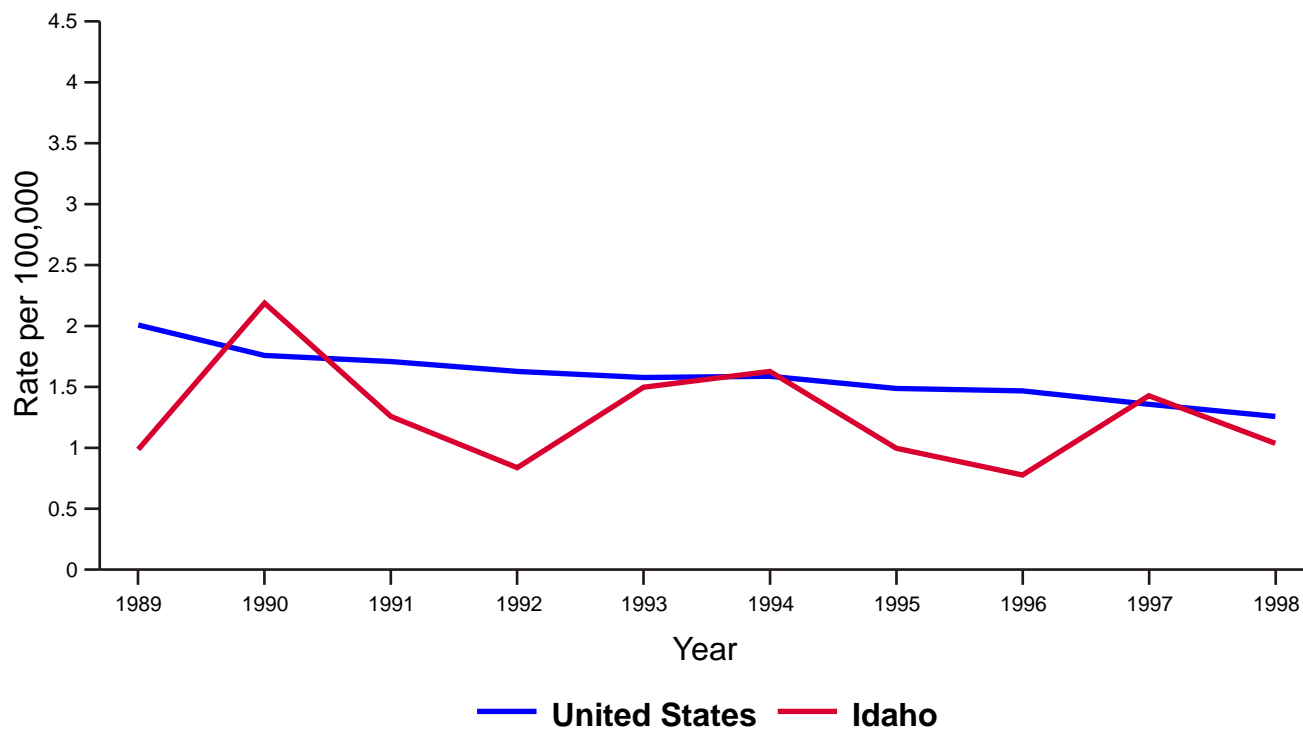
United States and Idaho 1989-1998



Unintentional Fire and Burn-Related Death Rates United States, 1996-1998



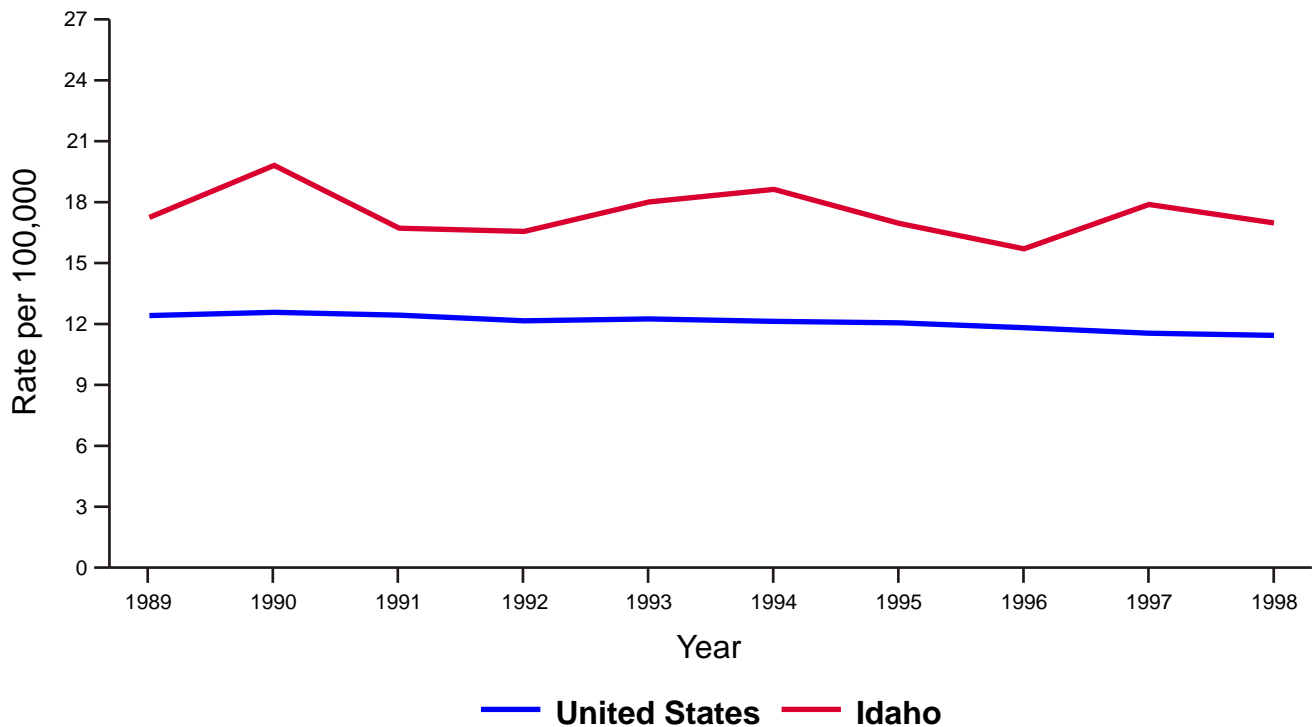
United States and Idaho 1989-1998



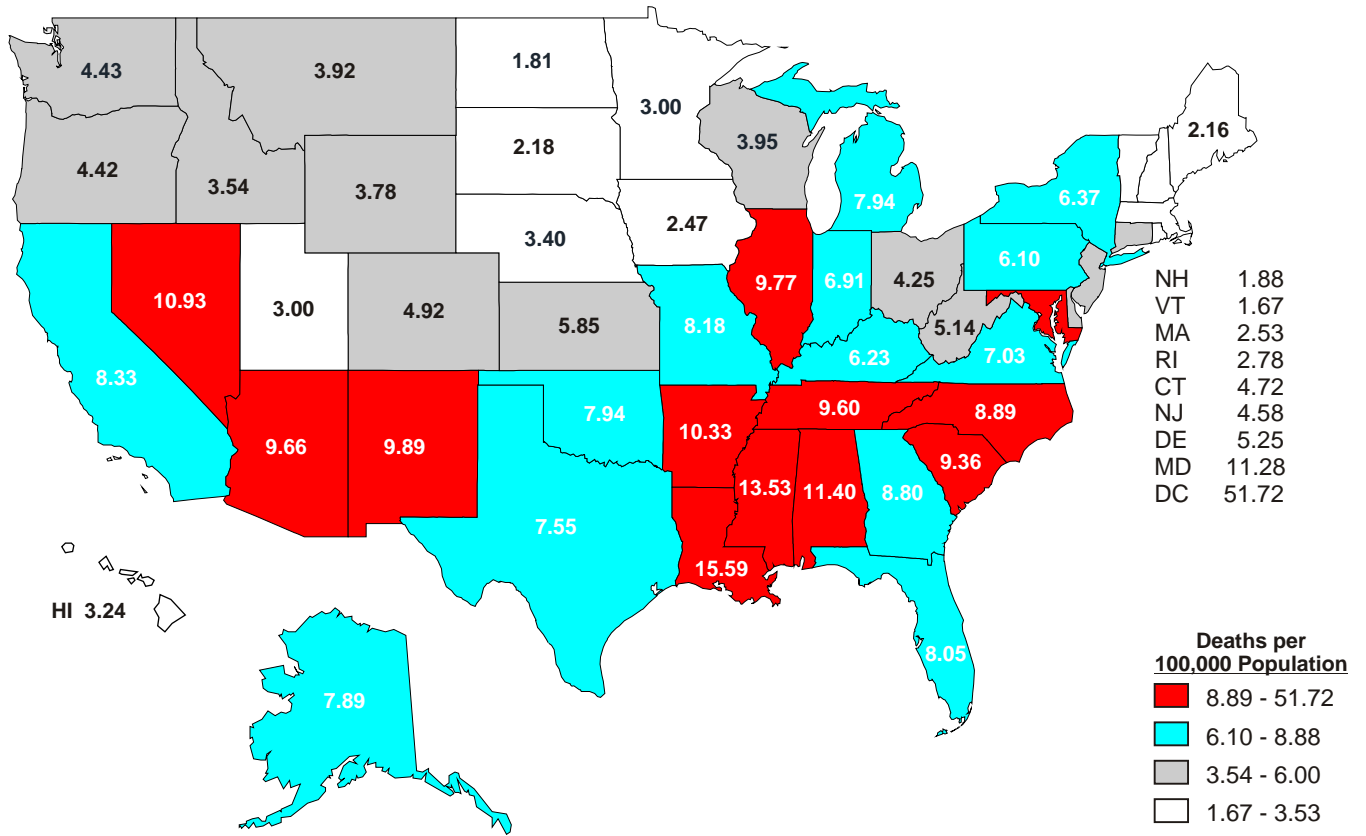
Suicide Death Rates United States, 1996-1998



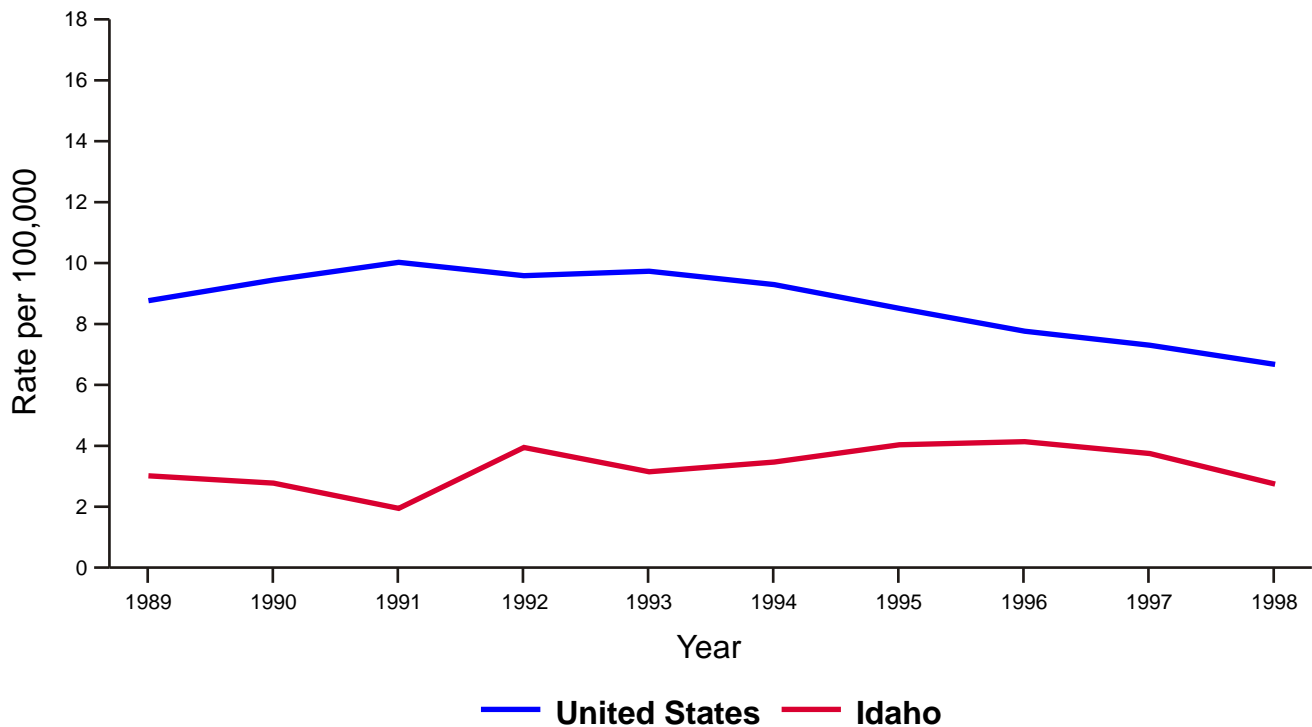
United States and Idaho 1989-1998



Homicide Death Rates United States, 1996-1998



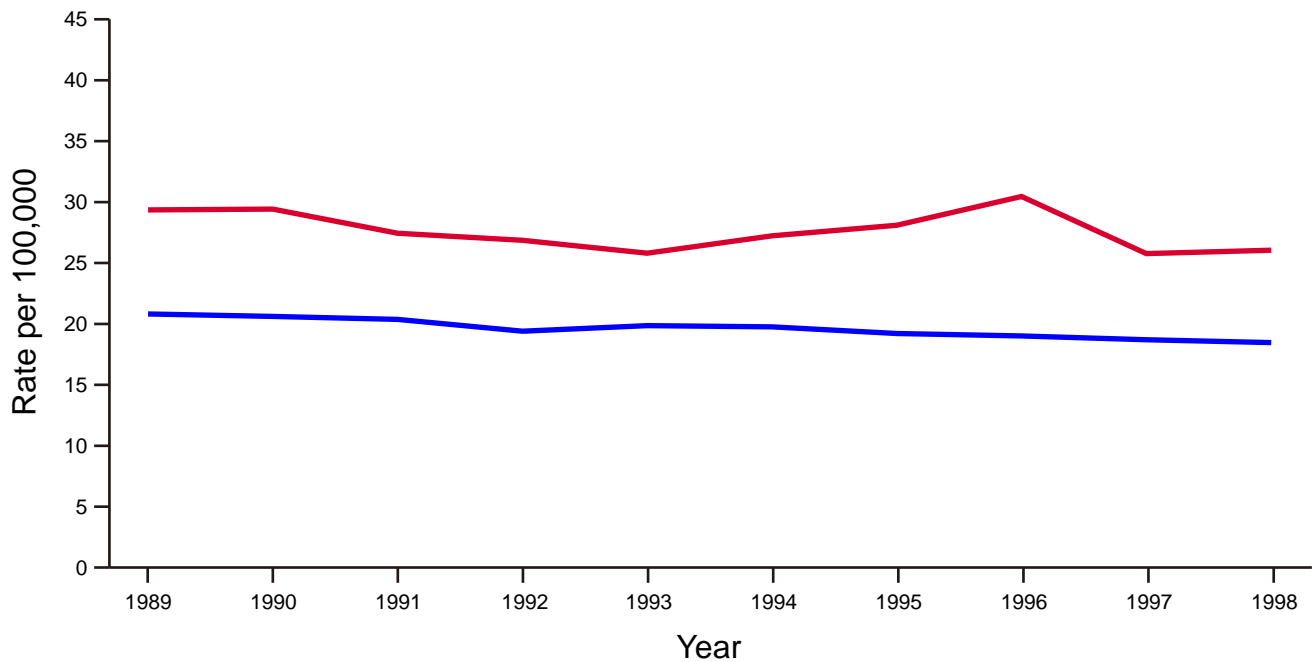
United States and Idaho 1989-1998



Traumatic Brain Injury-Related Death Rates* United States, 1996-1998



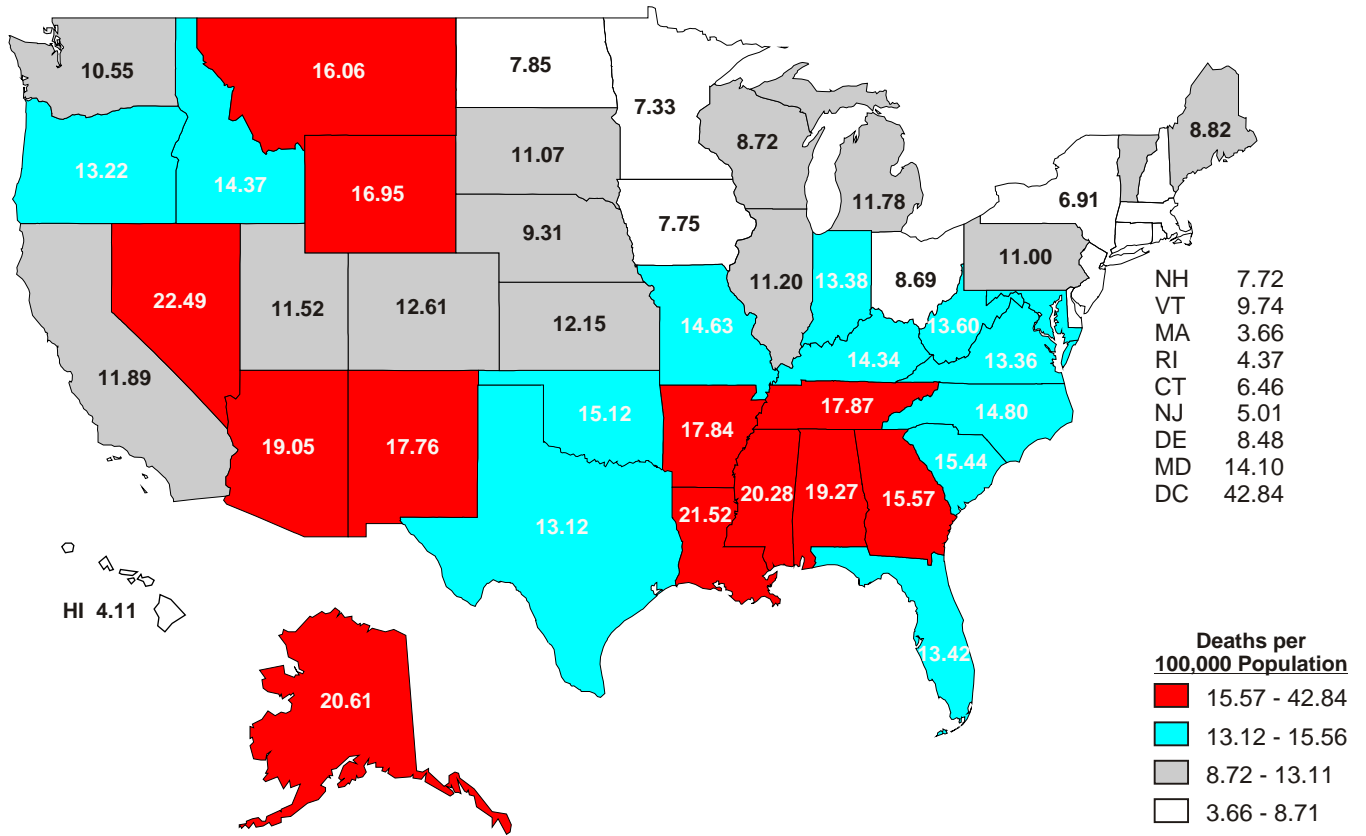
United States and Idaho 1989-1998



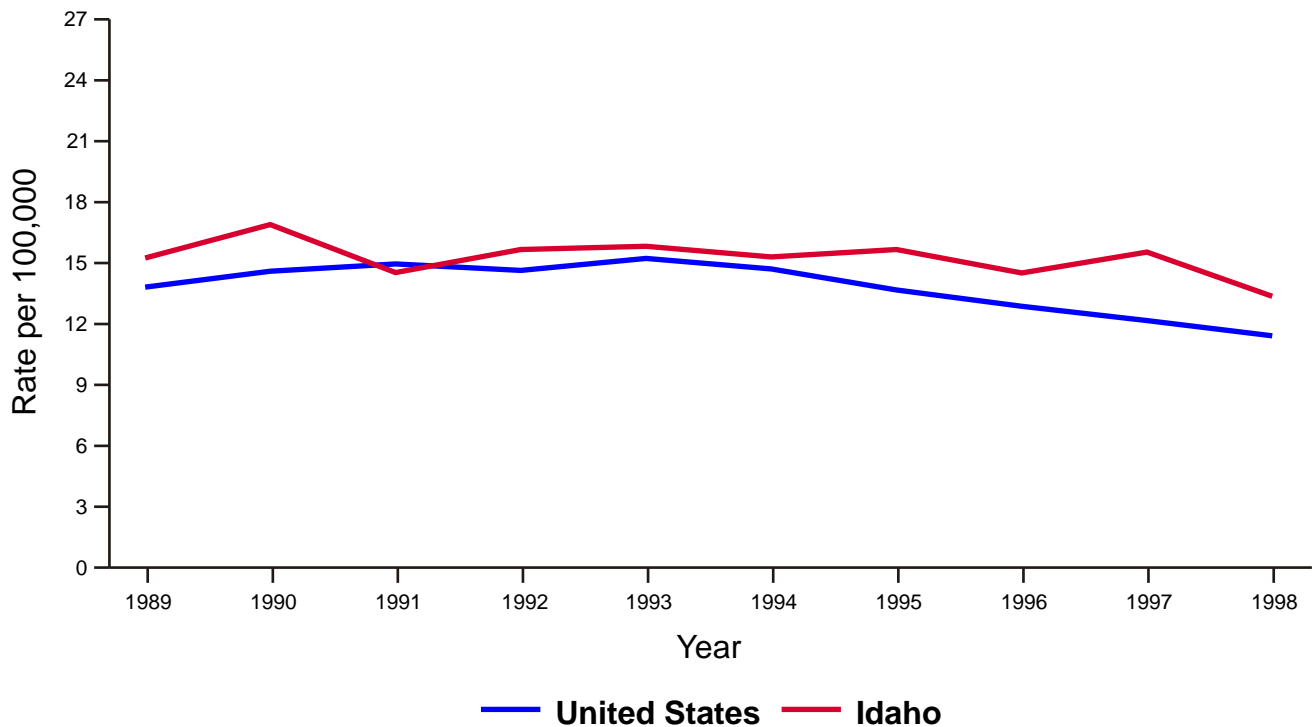
— United States — Idaho

* Includes unintentional and intentional deaths from motor vehicles, firearms, falls, and other causes (of determined and undetermined intent).

Firearm-Related Death Rates United States, 1996-1998

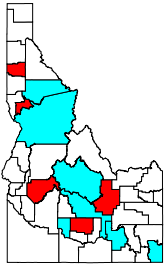


United States and Idaho 1989-1998

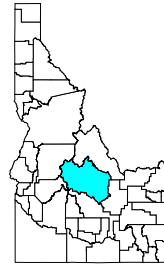


* Includes deaths from firearm suicide, firearm homicide, unintentional firearm-related deaths, and firearm-related deaths of undetermined intent.

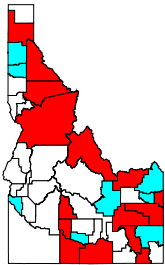
Idaho 1989-1998



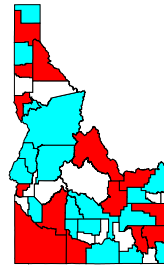
Motor Vehicle
246 Deaths/Year
 U.S. 16.4
 ID 22.3
 Excess Deaths/Year **66**



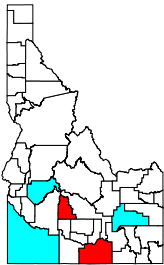
Homicides
37 Deaths/Year
 U.S. 8.7
 ID 3.3



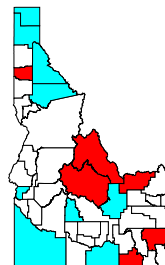
Falls
60 Deaths/Year
 U.S. 4.3
 ID 6.2
 Excess Deaths/Year **21**



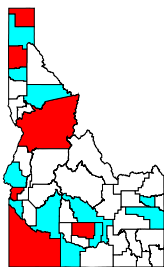
Suicides
185 Deaths/Year
 U.S. 12.0
 ID 17.3
 Excess Deaths/Year **60**



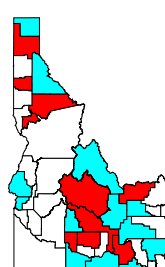
Fires/Burns
14 Deaths/Year
 U.S. 1.6
 ID 1.3



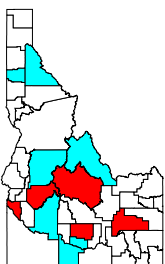
Firearms
163 Deaths/Year
 U.S. 13.7
 ID 15.1
 Excess Deaths/Year **16**



Drownings
30 Deaths/Year
 U.S. 1.7
 ID 2.6
 Excess Deaths/Year **11**



Traumatic Brain Injury
255 Deaths/Year
 U.S. 18.5
 ID 23.4
 Excess Deaths/Year **55**



Poisonings
24 Deaths/Year
 U.S. 3.2
 ID 2.3

Legend

- At or above the 90th NATIONAL percentile
- At or above the 75th but less than the 90th NATIONAL percentile

CDC-Funded Injury Control Projects

SAFER·HEALTHIER·PEOPLE™

CDC-Funded Injury Control Projects in IDAHO

CDC's National Center for Injury Control and Prevention funds one program in Idaho to help improve the state's capacity to keep its citizens safe.

Intentional Injury

Rape Prevention and Education

A nationwide grant program providing resources to states for rape prevention and education programs conducted by rape crisis centers, State sexual assault coalitions, and other public and private nonprofit entities for:

- 1) educational seminars;
- 2) operation of hotlines;
- 3) training programs for professionals;
- 4) preparation of informational material;
- 5) education and training programs for students and campus personnel designed to reduce the incidence of sexual assault at colleges and universities;
- 6) education and training to increase awareness about drugs to facilitate rapes or sexual assaults; and
- 7) other efforts to increase awareness about, or to help prevent, sexual assault, including efforts to increase awareness in underserved communities and awareness among individuals with disabilities.

(Idaho Department of Health and Welfare)

Notes

Notes

Notes