

State Injury Profile for Iowa

The CDC State Injury Profiles

Gathering and sharing reliable data about the broad range of public health problems is among the many ways the Centers for Disease Control and Prevention protect the safety and health of Americans.

Policy makers and health care workers need access to the best, most current data available so they can make informed decisions about where to allocate limited resources to prevent diseases and injuries. Yet, many people find statistics difficult to understand and interpret. This State Injury Profile offers an easier way to look at statistics. Through maps and graphs, the Profile clearly shows how this state compares with others in the nation and what injury problems are most pressing.

CDC's National Center for Injury Prevention and Control gathers data about a broad range of intentional and unintentional injuries or what many people call 'violence' and 'accidents.' Injuries affect everyone. Injury is the leading cause of death for all Americans ages one to 34, and injury remains one of the leading causes of death, no matter how long someone may live.

Maps and graphs in this State Injury Profile show this state's death rates from in falls, poisoning, drowning, suffocation, fires and burns, suicide, homicide, traumatic brain injury and injuries related to firearms. The graphics show how this state compares with others and with mortality rates in the United States as a whole. You will also find a table showing the Ten Leading Causes of Death for the United States and for this state. **New this year** is a county-by-county map showing locations with higher death rates for each type of injury.

In addition to injury data, you'll also find a list of all CDC-funded injury prevention and research programs in this state for 2001.

DEPARTMENT OF HEALTH AND HUMAN SERVICES

Centers for Disease Control and Prevention
National Center for Injury Prevention and Control

To learn more

After you page through the State Injury Profile, if you want to know more, CDC has made it easy for you to find additional information about any injury and public health. Simply visit www.cdc.gov/ncipc. Or call the CDC National Center for Injury Prevention and Control, Office of Planning, Evaluation and Legislation at 1-770-488-4936.

These other resources offered or funded by the CDC may also interest you:

General information about injury in America

Customized data reports, www.cdc.gov/ncipc/wisqars

Consumer facts and tip sheets, www.cdc.gov/ncipc/safeusa or call the SafeUSA hotline toll free at 1-800-252-7751.

Intentional Injury

National Resource Center on Domestic Violence, 1-800-537-2238

National Sexual Violence Resource Center, www.nsvrc.org, or call 1-877-739-3895

National Violence Against Women Prevention Research Center, www.violenceagainstwomen.org, or call 1-843-792-2945

National Youth Violence Prevention Resource Center, www.safeyouth.org, or call 1-866-SAFEYOUTH (723-3968)

Violence Against Women Electronic Network (VAWnet), www.vawnet.org, or call 1-800-537-2238

Unintentional Injury

National Program for Playground Safety, www.uni.edu/playground, or call 1-800-554-PLAY (7529)

National Resource Center on Aging and Injury, www.nrcai.org, or call 1-619-594-0986

State Injury Profile for Iowa 1989-1998

SAFER·HEALTHIER·PEOPLE™

United States

10 Leading Causes of Deaths by Age Group: 1996-1998

Rank	Age Groups										Total
	<1	1-4	5-9	10-14	15-24	25-34	35-44	45-54	55-64	65+	
1	Congenital Anomalies 18,771	Unintentional Injuries 6,087	Unintentional Injuries 4,666	Unintentional Injuries 5,392	Unintentional Injuries 40,525	Unintentional Injuries 37,468	Malignant Neoplasms 51,170	Malignant Neoplasms 135,803	Malignant Neoplasms 260,166	Heart Disease 1,824,785	Heart Disease 2,185,194
2	Short Gestation 11,928	Congenital Anomalies 1,791	Malignant Neoplasms 1,557	Malignant Neoplasms 1,514	Homicide 18,200	Suicide 16,898	Unintentional Injuries 43,925	Heart Disease 105,367	Heart Disease 198,361	Malignant Neoplasms 1,150,087	Malignant Neoplasms 1,620,642
3	SIDS 8,863	Malignant Neoplasms 1,227	Congenital Anomalies 662	Suicide 918	Suicide 12,679	Homicide 15,068	Heart Disease 40,037	Unintentional Injuries 31,208	Bronchitis Emphysema Asthma 30,317	Cerebro-vascular 419,998	Cerebro-vascular 478,181
4	Respiratory Distress Synd. 3,958	Homicide 1,194	Homicide 523	Homicide 908	Malignant Neoplasms 4,976	HIV 14,953	HIV 26,456	Cerebro-vascular 17,196	Cerebro-vascular 29,005	Bronchitis Emphysema Asthma 283,777	Bronchitis Emphysema Asthma 327,640
5	Maternal Complications 3,836	Heart Disease 643	Heart Disease 413	Congenital Anomalies 613	Heart Disease 3,124	Malignant Neoplasms 13,837	Suicide 20,308	Liver Disease 16,797	Diabetes 25,504	Pneumonia & Influenza 235,529	Unintentional Injuries 288,427
6	Placenta Cord Membranes 2,870	Pneumonia & Influenza 494	Pneumonia & Influenza 218	Heart Disease 560	Congenital Anomalies 1,252	Heart Disease 9,843	Homicide 11,138	Suicide 14,916	Unintentional Injuries 21,316	Diabetes 142,639	Pneumonia & Influenza 262,047
7	Perinatal Infections 2,348	Septicemia 245	HIV 194	Bronchitis Emphysema Asthma 287	HIV 883	Cerebro-vascular 2,068	Liver Disease 10,518	Diabetes 12,979	Liver Disease 15,844	Unintentional Injuries 95,191	Diabetes 189,154
8	Unintentional Injuries 2,323	HIV 233	Bronchitis Emphysema Asthma 159	Pneumonia & Influenza 180	Bronchitis Emphysema Asthma 677	Diabetes 1,903	Cerebro-vascular 8,159	HIV 12,892	Pneumonia & Influenza 11,228	Alzheimer's Disease 65,647	Suicide 92,013
9	Pneumonia & Influenza 1,358	Perinatal Period 210	Benign Neoplasms 134	Cerebro-vascular 140	Pneumonia & Influenza 638	Pneumonia & Influenza 1,633	Diabetes 5,622	Bronchitis Emphysema Asthma 8,467	Suicide 8,834	Nephritis 65,296	Nephritis 75,817
10	Intrauterine Hypoxia 1,341	Benign Neoplasms 188	Cerebro-vascular 102	HIV 139	Cerebro-vascular 533	Liver Disease 1,592	Pneumonia & Influenza 4,255	Pneumonia & Influenza 6,493	Septicemia 5,704	Septicemia 54,428	Liver Disease 75,414

United States Total Number of Injury Deaths

Cause	Deaths	Percent
Unintentional Injury	288,427	65.6%
Intentional	151,102	34.4%
Total (1996-1998)	439,529	100.0%

Average Number of Injury Deaths per Year
In the United States = **146,510**

Iowa

10 Leading Causes of Deaths by Age Group: 1996-1998

Rank	Age Groups										Total
	<1	1-4	5-9	10-14	15-24	25-34	35-44	45-54	55-64	65+	
1	Congenital Anomalies 206	Unintentional Injuries 69	Unintentional Injuries 60	Unintentional Injuries 62	Unintentional Injuries 452	Unintentional Injuries 296	Malignant Neoplasms 495	Malignant Neoplasms 1,232	Malignant Neoplasms 2,758	Heart Disease 24,049	Heart Disease 27,442
2	Short Gestation 86	Congenital Anomalies 19	Malignant Neoplasms 13	Malignant Neoplasms 22	Suicide 167	Suicide 188	Heart Disease 354	Heart Disease 958	Heart Disease 1,956	Malignant Neoplasms 14,551	Malignant Neoplasms 19,253
3	SIDS 71	Malignant Neoplasms 15	Congenital Anomalies 5	Congenital Anomalies 11	Homicide 50	Malignant Neoplasms 122	Unintentional Injuries 351	Unintentional Injuries 243	Bronchitis Emphysema Asthma 329	Cerebrovascular 6,172	Cerebrovascular 6,640
4	Maternal Complications 51	Homicide 10	Homicide 4	Heart Disease 6	Malignant Neoplasms 44	Heart Disease 65	Suicide 225	Suicide 143	Cerebrovascular 263	Bronchitis Emphysema Asthma 3,636	Bronchitis Emphysema Asthma 4,075
5	Respiratory Distress Synd. 34	Cerebrovascular 4	Heart Disease 3	Suicide 5	Heart Disease 31	Homicide 46	Cerebrovascular 59	Cerebrovascular 108	Unintentional Injuries 237	Pneumonia & Influenza 3,461	Pneumonia & Influenza 3,716
6	Placenta Cord Membranes 32	Meningococcal 4	Pneumonia & Influenza 3	Homicide 4	Congenital Anomalies 16	HIV 35	Liver Disease 52	Diabetes 96	Diabetes 220	Diabetes 1,558	Unintentional Injuries 3,272
7	Neonatal Hemorrhage 16	Perinatal Period 4	Septicemia 3	Benign Neoplasms 3	Bronchitis Emphysema Asthma 7	Pneumonia & Influenza 17	Diabetes 48	Liver Disease 85	Pneumonia & Influenza 139	Unintentional Injuries 1,486	Diabetes 1,939
8	Unintentional Injuries 16	Pneumonia & Influenza 3	6 Tied	Bronchitis Emphysema Asthma 3	Cerebrovascular 6	Cerebrovascular 14	HIV 46	Bronchitis Emphysema Asthma 76	Liver Disease 96	Atherosclerosis 1,073	Atherosclerosis 1,099
9	Perinatal Infections 15	Heart Disease 2	6 Tied	Pneumonia & Influenza 3	Pneumonia & Influenza 5	Congenital Anomalies 14	Pneumonia & Influenza 31	Pneumonia & Influenza 46	Suicide 86	Alzheimer's Disease 1,006	Alzheimer's Disease 1,013
10	Homicide 13	8 Tied	6 Tied	2 Tied	Diabetes 4	Diabetes 13	Homicide 29	Homicide 33	Septicemia 45	Septicemia 472	Suicide 995

Iowa Total Number of Injury Deaths

<u>Cause</u>	<u>Deaths</u>	<u>Percent</u>
Unintentional Injury	3,272	73.1%
Intentional Injury	1,203	26.9%
Total (1996-1998)	4,475	100.0%

Average Number of Injury Deaths per Year
In Iowa = **1,492**

1996-1998 Leading Causes of Death

Unintentional Injury

United States Unintentional Injury

<u>Cause</u>	<u>Deaths</u>	<u>Percent</u>
MV Traffic	127,053	44.1%
Fall	35,745	12.4%
Poisoning	30,474	10.6%
Suffocation	13,325	4.6%
Drowning	12,416	4.3%
Fire/Burn	10,809	3.7%
Other Causes	<u>58,605</u>	<u>20.3%</u>
	288,427	100.0%

Iowa Only Unintentional Injury

<u>Cause</u>	<u>Deaths</u>	<u>Percent</u>
MV Traffic	1,400	42.8%
Fall	704	21.5%
Suffocation	173	5.3%
Poisoning	134	4.1%
Fire/Burn	107	3.3%
Other Causes	<u>754</u>	<u>23.0%</u>
	3,272	100.0%

Intentional Injury

United States Suicide

<u>Cause</u>	<u>Deaths</u>	<u>Percent</u>
Firearm	53,156	57.8%
Suffocation	16,469	17.9%
Poisoning	15,280	16.6%
Other Causes	<u>7,108</u>	<u>7.7%</u>
	92,013	100.0%

Iowa Only Suicide

<u>Cause</u>	<u>Deaths</u>	<u>Percent</u>
Firearm	530	53.3%
Poisoning	210	21.1%
Suffocation	201	20.2%
Other Causes	<u>54</u>	<u>5.4%</u>
	995	100.0%

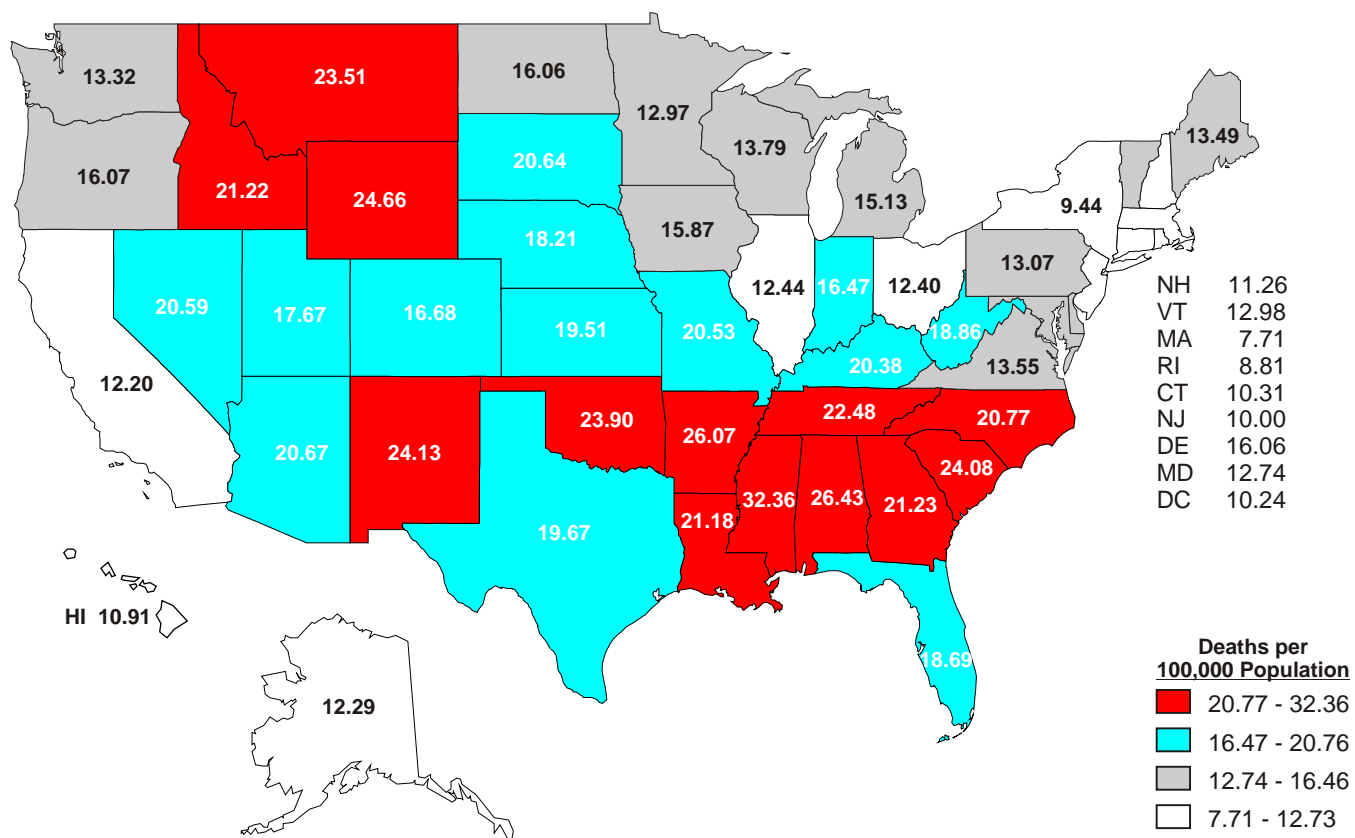
United States Homicide and Legal Intervention

<u>Cause</u>	<u>Deaths</u>	<u>Percent</u>
Firearm	39,951	67.6%
Cut/Pierce	6,955	11.8%
Suffocation	2,147	3.6%
Other Causes	<u>10,036</u>	<u>17.0%</u>
	59,089	100.0%

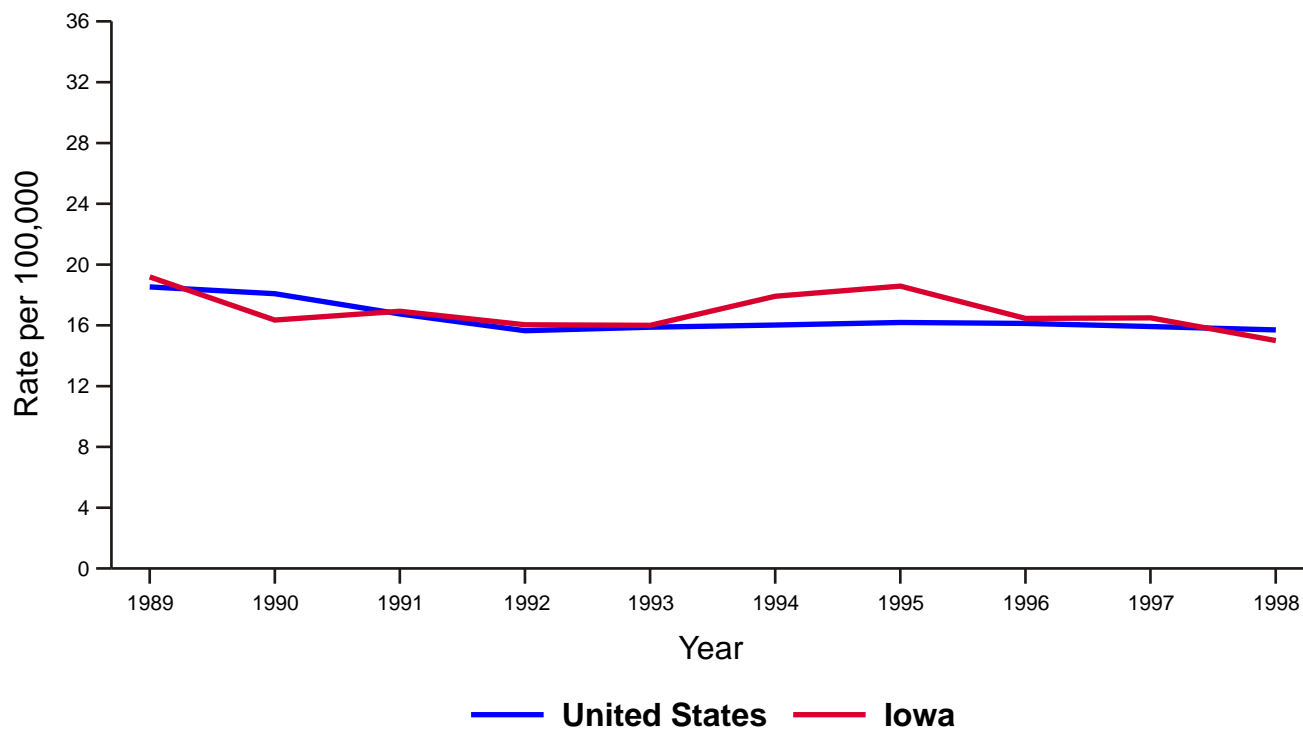
Iowa Only Homicide and Legal Intervention

<u>Cause</u>	<u>Deaths</u>	<u>Percent</u>
Firearm	113	54.3%
Cut/Pierce	31	14.9%
Suffocation	5	2.4%
Other Causes	<u>59</u>	<u>28.4%</u>
	208	100.0%

Unintentional Motor Vehicle, Traffic-Related Death Rates United States, 1996-1998



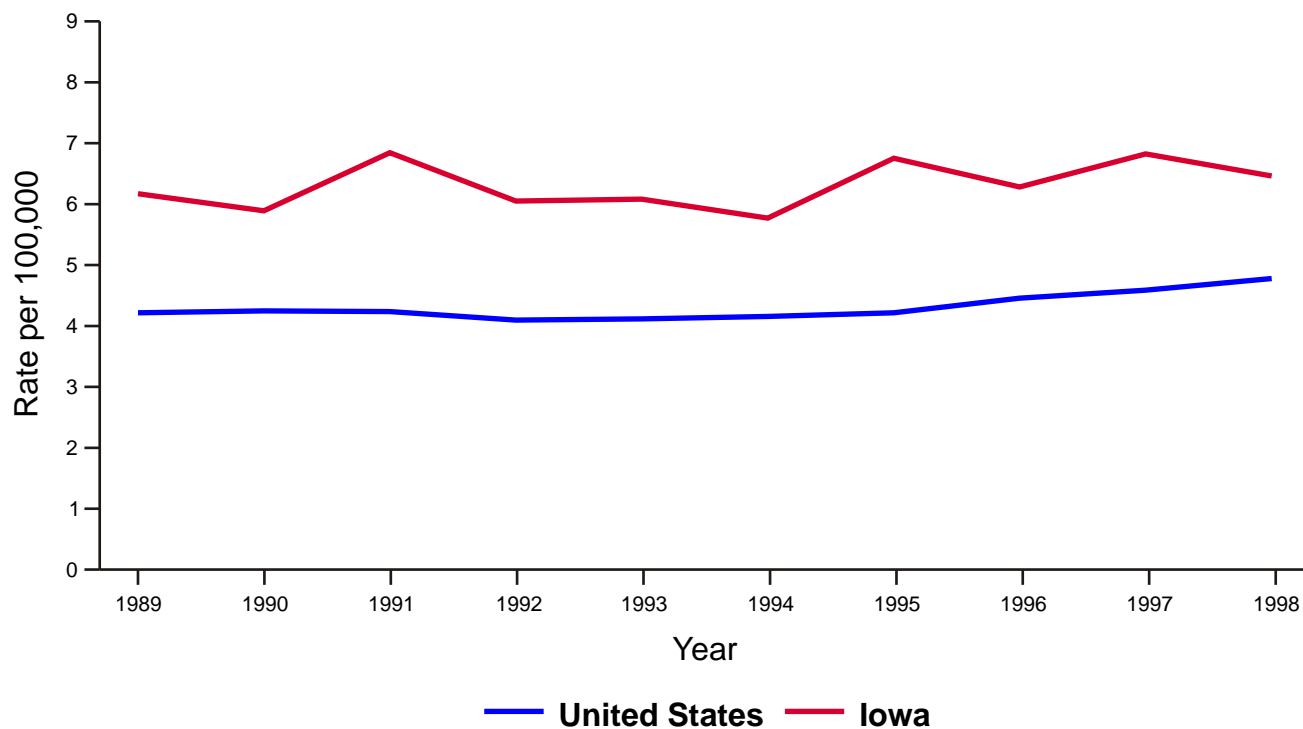
United States and Iowa 1989-1998



Unintentional Fall Death Rates United States, 1996-1998



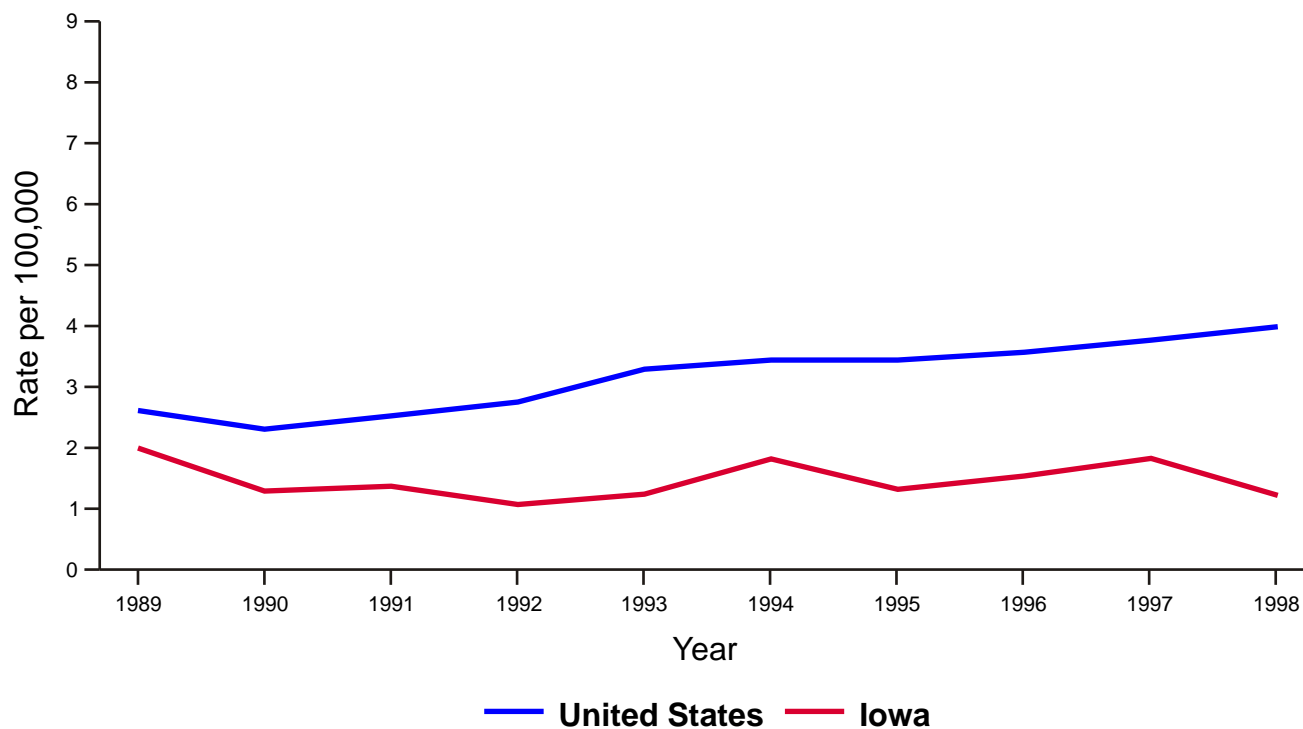
United States and Iowa 1989-1998



Unintentional Poisoning Death Rates United States, 1996-1998



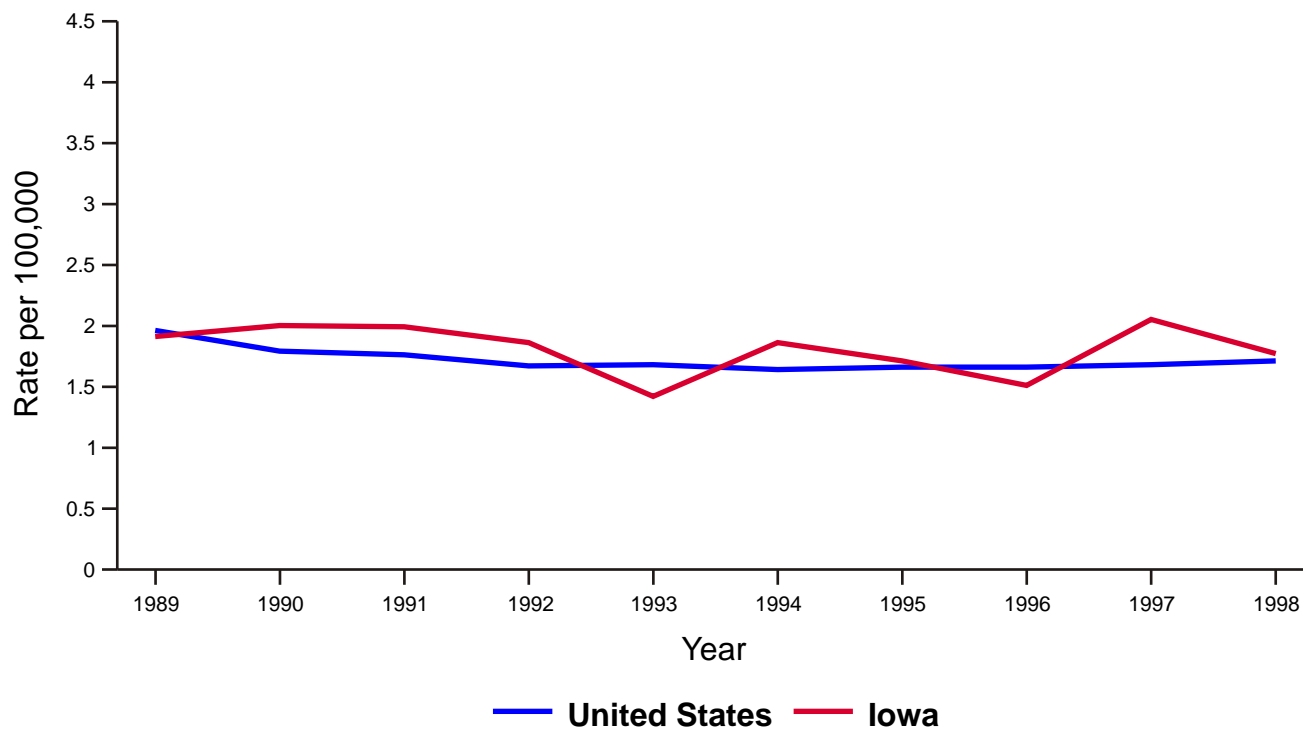
United States and Iowa 1989-1998



Unintentional Suffocation Death Rates United States, 1996-1998



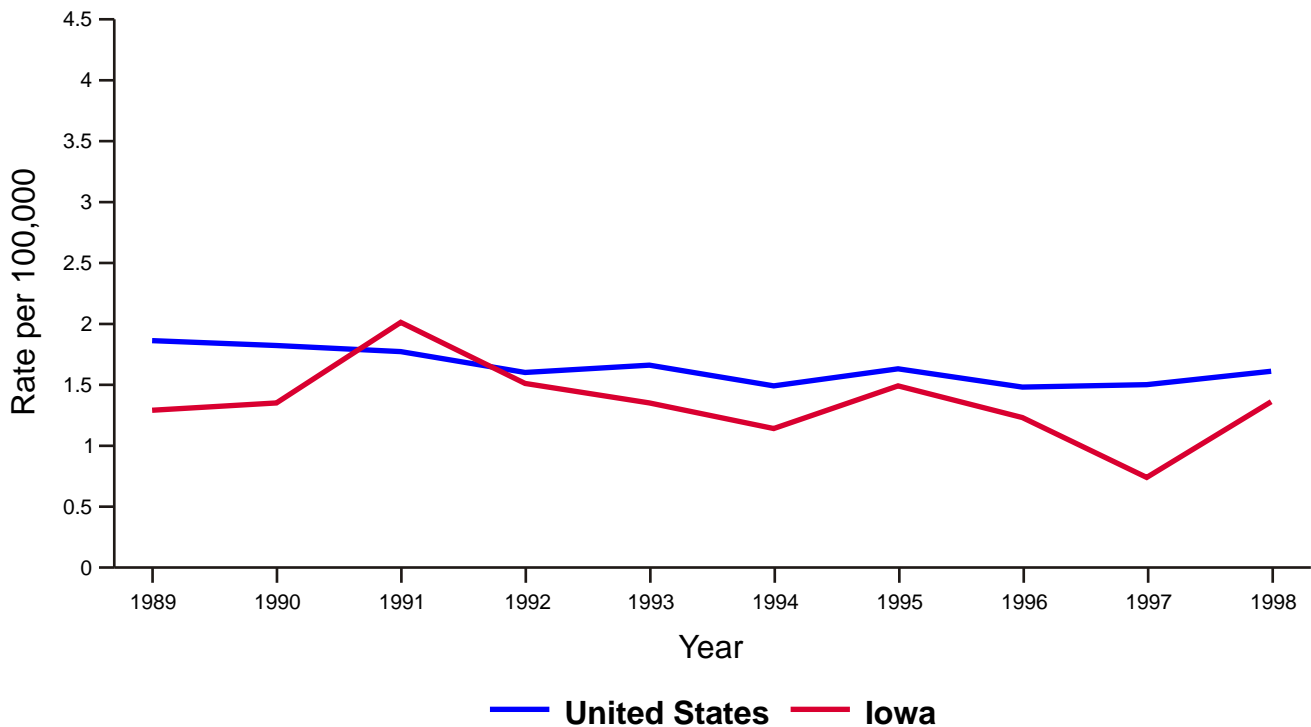
United States and Iowa 1989-1998



Unintentional Drowning Death Rates United States, 1996-1998



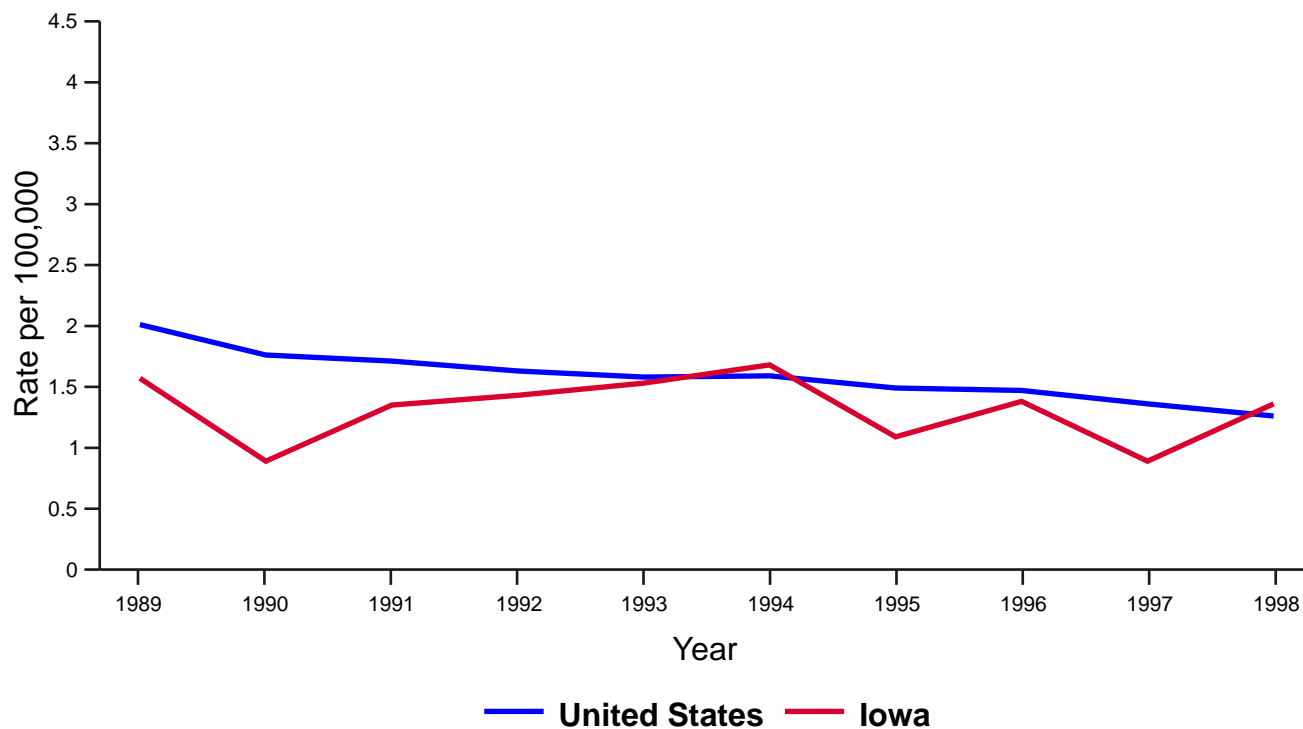
United States and Iowa 1989-1998



Unintentional Fire and Burn-Related Death Rates United States, 1996-1998



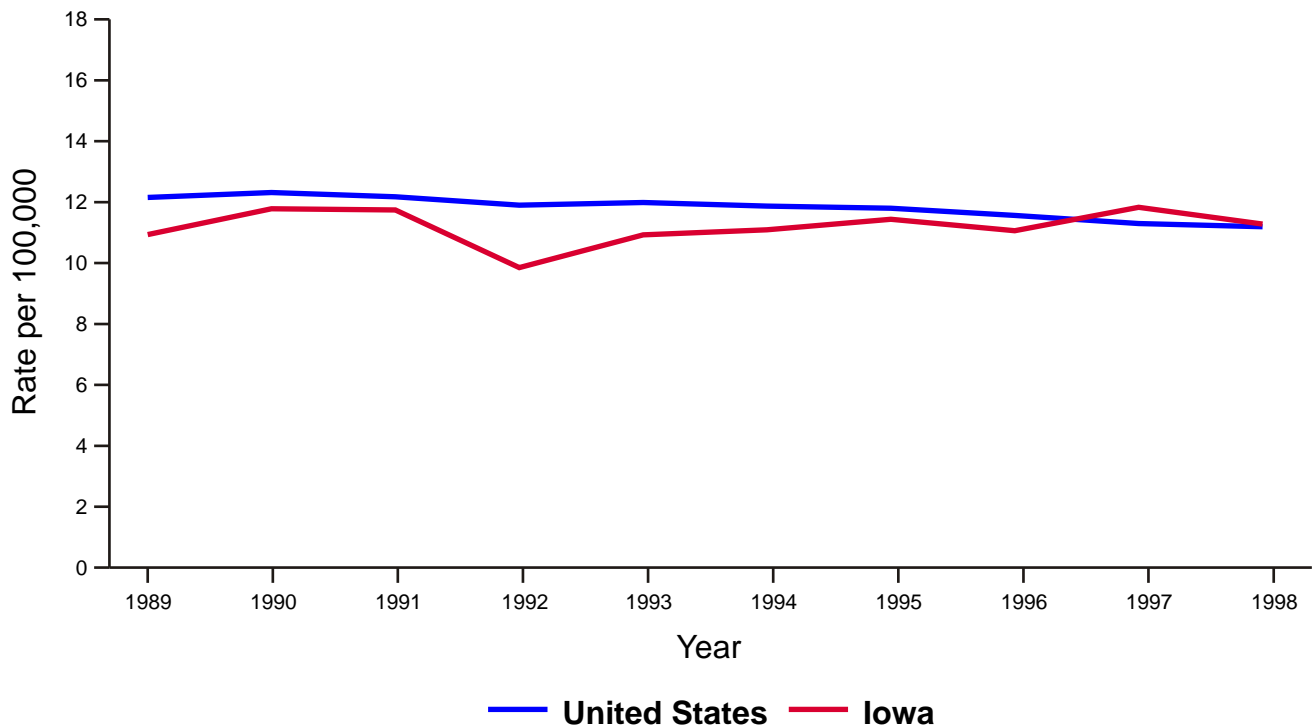
United States and Iowa 1989-1998



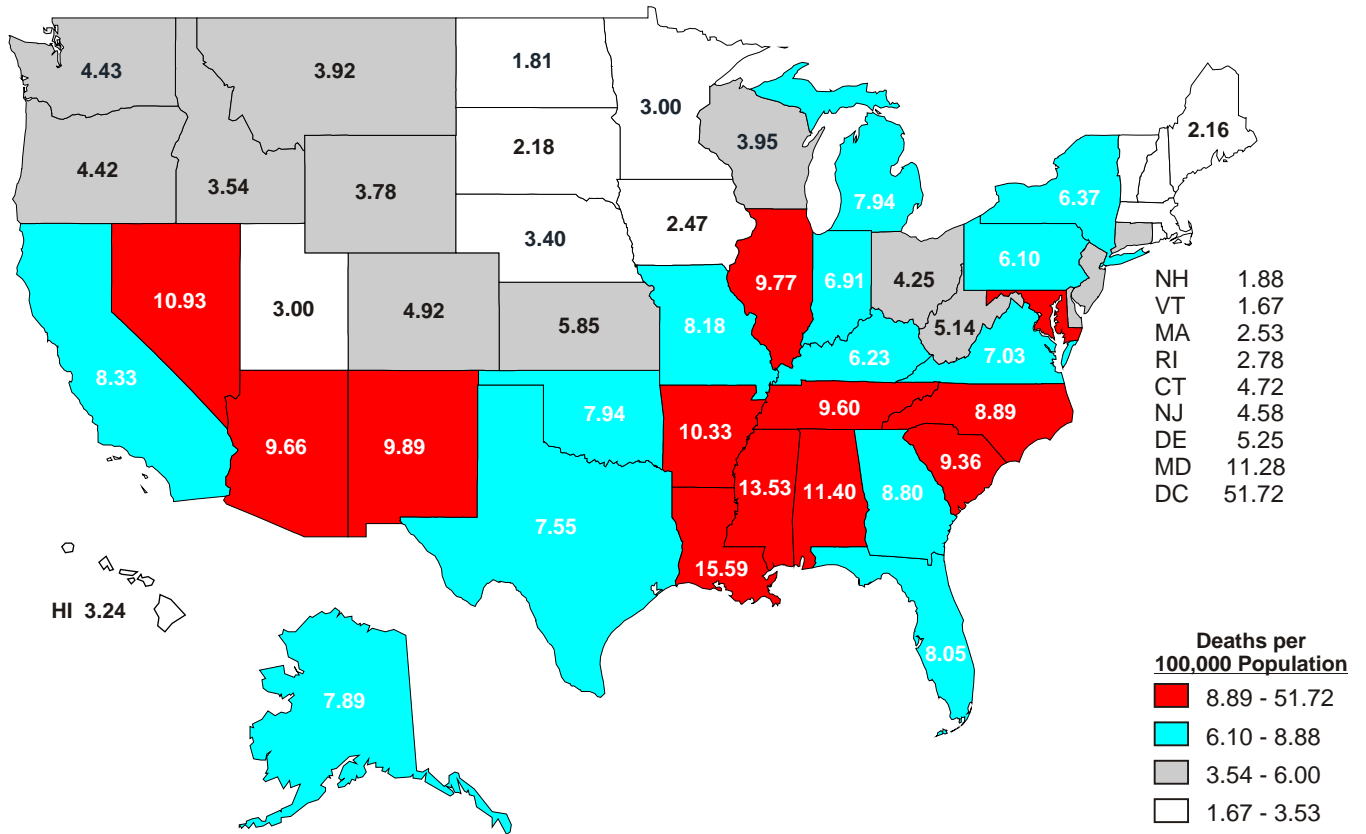
Suicide Death Rates United States, 1996-1998



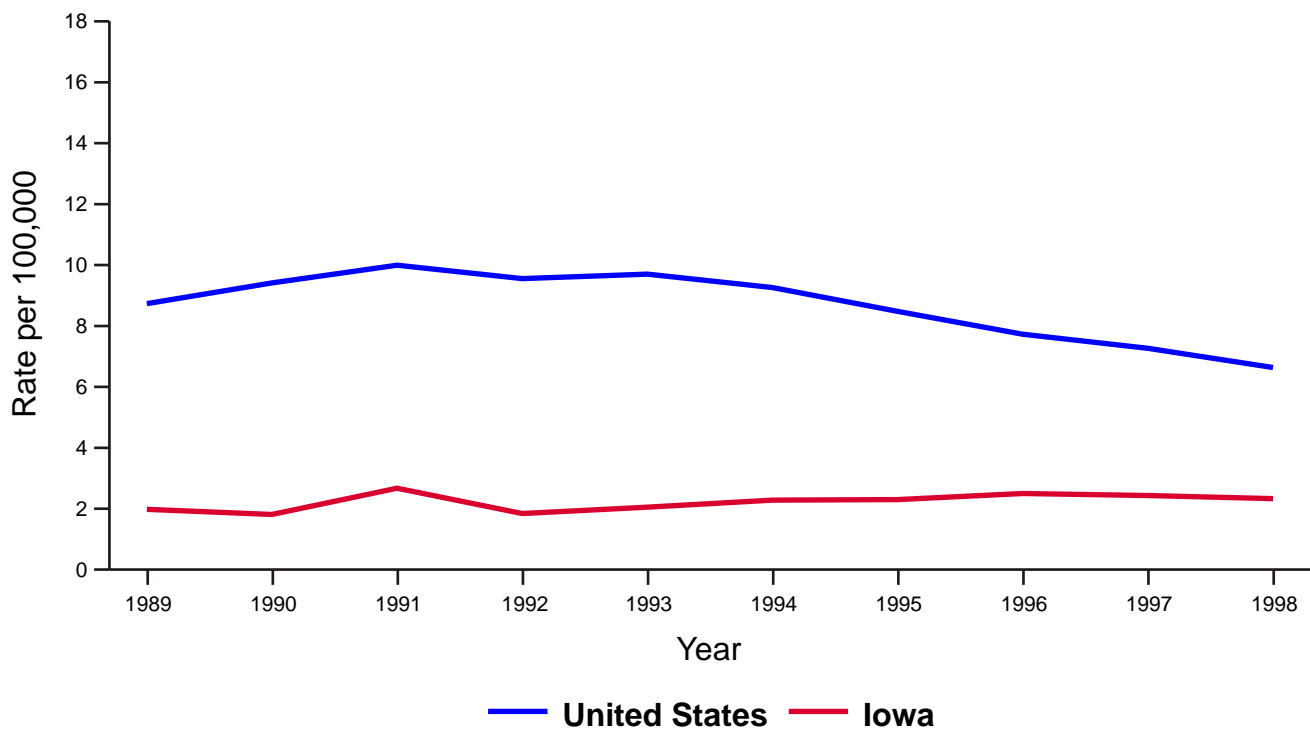
United States and Iowa 1989-1998



Homicide Death Rates United States, 1996-1998



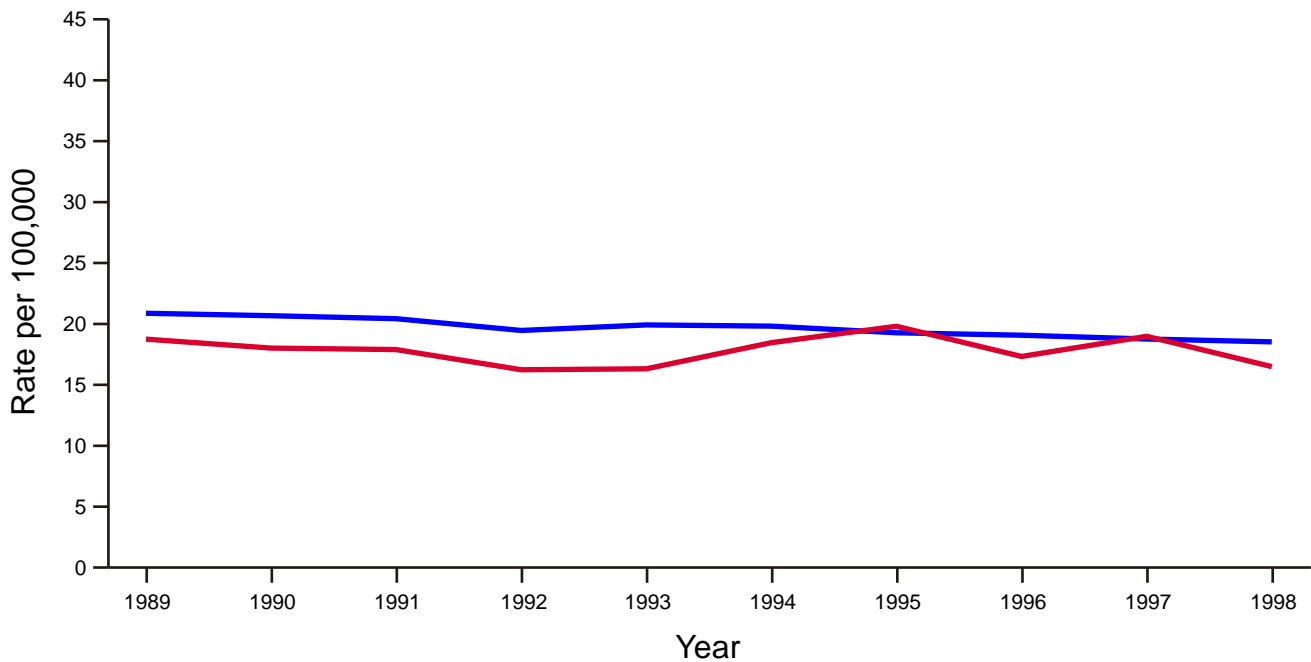
United States and Iowa 1989-1998



Traumatic Brain Injury-Related Death Rates* United States, 1996-1998



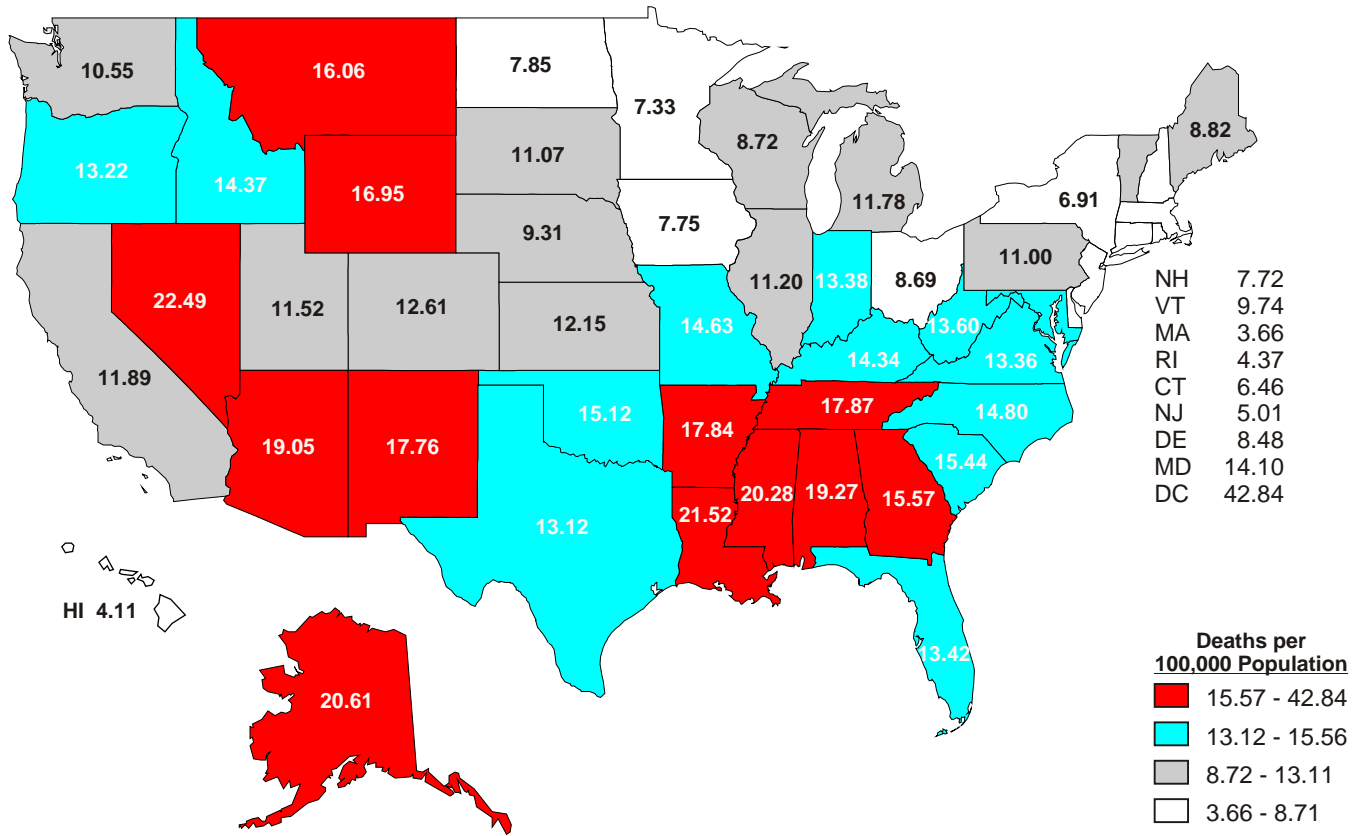
United States and Iowa 1989-1998



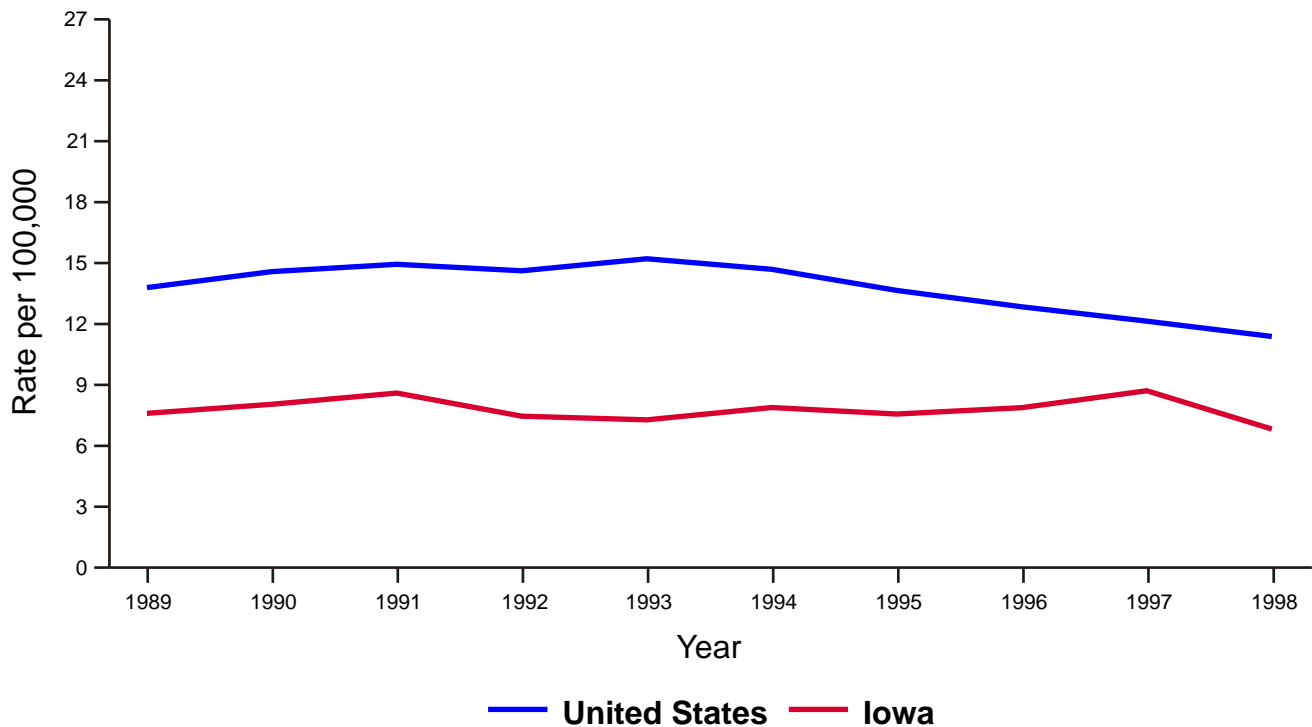
— United States — Iowa

* Includes unintentional and intentional deaths from motor vehicles, firearms, falls, and other causes (of determined and undetermined intent).

Firearm-Related Death Rates United States, 1996-1998

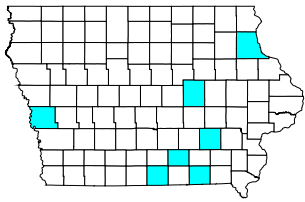


United States and Iowa 1989-1998

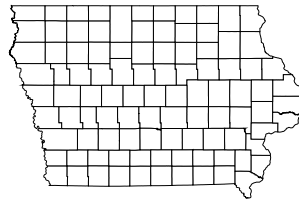


* Includes deaths from firearm suicide, firearm homicide, unintentional firearm-related deaths, and firearm-related deaths of undetermined intent.

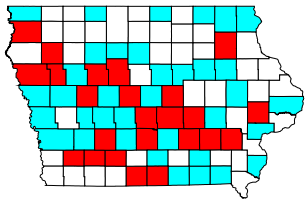
Iowa 1989-1998



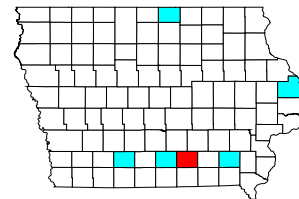
Motor Vehicle
485 Deaths/Year
 U.S. 16.4
 IA 16.8
 Excess Deaths/Year **12**



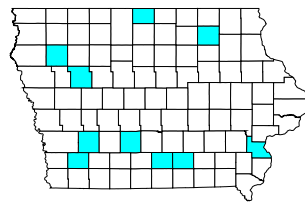
Homicides
63 Deaths/Year
 U.S. 8.7
 IA 2.3



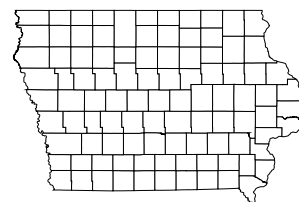
Falls
217 Deaths/Year
 U.S. 4.3
 IA 6.3
 Excess Deaths/Year **57**



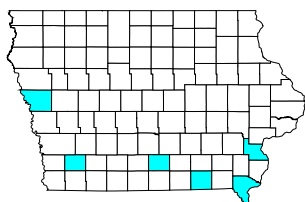
Suicides
324 Deaths/Year
 U.S. 12.0
 IA 11.3



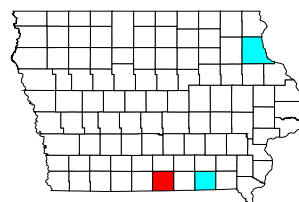
Fires/Burns
40 Deaths/Year
 U.S. 1.6
 IA 1.4



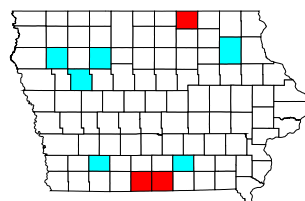
Firearms
222 Deaths/Year
 U.S. 13.7
 IA 7.7



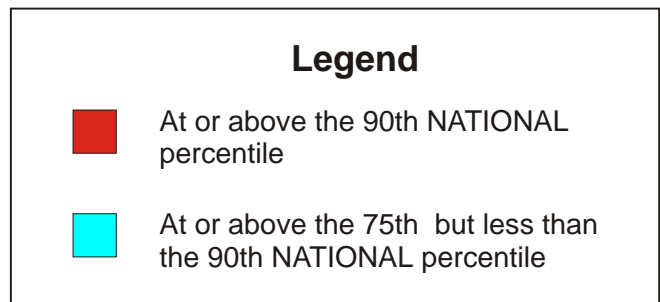
Drownings
38 Deaths/Year
 U.S. 1.7
 IA 1.3



Traumatic Brain Injury
449 Deaths/Year
 U.S. 18.5
 IA 15.4



Poisonings
42 Deaths/Year
 U.S. 3.2
 IA 1.5



CDC-Funded Injury Control Projects

SAFER·HEALTHIER·PEOPLE™

CDC-Funded Injury Control Projects in IOWA

CDC's National Center for Injury Prevention and Control (NCIPC) funds four programs in Iowa to build the state's ability to keep its citizens safe. Iowa is home to one of the United States' 10 Injury Control Research Centers.

Injury Control Research Centers

The Injury Prevention Research Center (IPRC) at the University of Iowa

Injury Control Research Centers conduct research in the three core phases of injury control — prevention, acute care, and rehabilitation — and serve as training and information centers. ICRC research is interdisciplinary, incorporating medicine, engineering, epidemiology, law, and criminal justice, behavioral and social sciences, biostatistics, public health, and biomechanics. The University of Iowa Center focuses on preventing and controlling injuries among rural populations at greatest risk — children, the elderly, farmers, and farm families. The center conducts research, develops and implements education and training programs, and informs public policy, especially that addressing rural motor vehicle injuries and farm and other occupational injuries. (*Injury Prevention Research Center, University of Iowa*)

Unintentional Injury

National Program for Playground Safety

To achieve its goal of making playgrounds safer for children, the program has established seven primary objectives:

- 1) pilot test and maintain an implementation model for the National Action Plan for the Prevention of Playground Injuries to be used at the state and local levels;
- 2) continue distributing information about playground safety and prevention of injuries on playgrounds;
- 3) continue training workshops and seminars about safe playgrounds;
- 4) design, implement, and assess a surveillance program for playground hazards and playground injuries;
- 5) conduct field-based research about outdoor and indoor surfacing and instrumentation;
- 6) define a research agenda for future playground injury prevention; and
- 7) conduct process and outcome evaluation of all activities.

(*University of Northern Iowa*)

School-Based Injury Prevention Program

This program to develop a comprehensive injury prevention curriculum for the elementary classroom includes hands-on activities for students to reinforce classroom learning and a training course for Fire PALS program instructors. Program staff will develop an evaluation tool to assess instructors' performance. (*City of Waterloo*)

Intentional Injury

Rape Prevention and Education

A nationwide grant program providing resources to states for rape prevention and education programs conducted by rape crisis centers, State sexual assault coalitions, and other public and private nonprofit entities for:

- 1) educational seminars;
- 2) operation of hotlines;
- 3) training programs for professionals;
- 4) preparation of informational material;
- 5) education and training programs for students and campus personnel designed to reduce the incidence of sexual assault at colleges and universities;
- 6) education and training to increase awareness about drugs to facilitate rapes or sexual assaults; and
- 7) other efforts to increase awareness about, or to help prevent, sexual assault, including efforts to increase awareness in underserved communities and awareness among individuals with disabilities.

(Iowa Department of Public Health)

Notes

Notes