

State Injury Profile for Colorado

The CDC State Injury Profiles

Gathering and sharing reliable data about the broad range of public health problems is among the many ways the Centers for Disease Control and Prevention protect the safety and health of Americans.

Policy makers and health care workers need access to the best, most current data available so they can make informed decisions about where to allocate limited resources to prevent diseases and injuries. Yet, many people find statistics difficult to understand and interpret. This State Injury Profile offers an easier way to look at statistics. Through maps and graphs, the Profile clearly shows how this state compares with others in the nation and what injury problems are most pressing.

CDC's National Center for Injury Prevention and Control gathers data about a broad range of intentional and unintentional injuries or what many people call 'violence' and 'accidents.' Injuries affect everyone. Injury is the leading cause of death for all Americans ages one to 34, and injury remains one of the leading causes of death, no matter how long someone may live.

Maps and graphs in this State Injury Profile show this state's death rates from in falls, poisoning, drowning, suffocation, fires and burns, suicide, homicide, traumatic brain injury and injuries related to firearms. The graphics show how this state compares with others and with mortality rates in the United States as a whole. You will also find a table showing the Ten Leading Causes of Death for the United States and for this state. **New this year** is a county-by-county map showing locations with higher death rates for each type of injury.

In addition to injury data, you'll also find a list of all CDC-funded injury prevention and research programs in this state for 2001.

DEPARTMENT OF HEALTH AND HUMAN SERVICES

Centers for Disease Control and Prevention
National Center for Injury Prevention and Control

To learn more

After you page through the State Injury Profile, if you want to know more, CDC has made it easy for you to find additional information about any injury and public health. Simply visit www.cdc.gov/ncipc. Or call the CDC National Center for Injury Prevention and Control, Office of Planning, Evaluation and Legislation at 1-770-488-4936.

These other resources offered or funded by the CDC may also interest you:

General information about injury in America

Customized data reports, www.cdc.gov/ncipc/wisqars

Consumer facts and tip sheets, www.cdc.gov/ncipc/safeusa or call the SafeUSA hotline toll free at 1-800-252-7751.

Intentional Injury

National Resource Center on Domestic Violence, 1-800-537-2238

National Sexual Violence Resource Center, www.nsvrc.org, or call 1-877-739-3895

National Violence Against Women Prevention Research Center, www.violenceagainstwomen.org, or call 1-843-792-2945

National Youth Violence Prevention Resource Center, www.safeyouth.org, or call 1-866-SAFEYOUTH (723-3968)

Violence Against Women Electronic Network (VAWnet), www.vawnet.org, or call 1-800-537-2238

Unintentional Injury

National Program for Playground Safety, www.uni.edu/playground, or call 1-800-554-PLAY (7529)

National Resource Center on Aging and Injury, www.nrcai.org, or call 1-619-594-0986

State Injury Profile for Colorado 1989-1998

SAFER·HEALTHIER·PEOPLE™

United States

10 Leading Causes of Deaths by Age Group: 1996-1998

Rank	Age Groups										Total
	<1	1-4	5-9	10-14	15-24	25-34	35-44	45-54	55-64	65+	
1	Congenital Anomalies 18,771	Unintentional Injuries 6,087	Unintentional Injuries 4,666	Unintentional Injuries 5,392	Unintentional Injuries 40,525	Unintentional Injuries 37,468	Malignant Neoplasms 51,170	Malignant Neoplasms 135,803	Malignant Neoplasms 260,166	Heart Disease 1,824,785	Heart Disease 2,185,194
2	Short Gestation 11,928	Congenital Anomalies 1,791	Malignant Neoplasms 1,557	Malignant Neoplasms 1,514	Homicide 18,200	Suicide 16,898	Unintentional Injuries 43,925	Heart Disease 105,367	Heart Disease 198,361	Malignant Neoplasms 1,150,087	Malignant Neoplasms 1,620,642
3	SIDS 8,863	Malignant Neoplasms 1,227	Congenital Anomalies 662	Suicide 918	Suicide 12,679	Homicide 15,068	Heart Disease 40,037	Unintentional Injuries 31,208	Bronchitis Emphysema Asthma 30,317	Cerebro-vascular 419,998	Cerebro-vascular 478,181
4	Respiratory Distress Synd. 3,958	Homicide 1,194	Homicide 523	Homicide 908	Malignant Neoplasms 4,976	HIV 14,953	HIV 26,456	Cerebro-vascular 17,196	Cerebro-vascular 29,005	Bronchitis Emphysema Asthma 283,777	Bronchitis Emphysema Asthma 327,640
5	Maternal Complications 3,836	Heart Disease 643	Heart Disease 413	Congenital Anomalies 613	Heart Disease 3,124	Malignant Neoplasms 13,837	Suicide 20,308	Liver Disease 16,797	Diabetes 25,504	Pneumonia & Influenza 235,529	Unintentional Injuries 288,427
6	Placenta Cord Membranes 2,870	Pneumonia & Influenza 494	Pneumonia & Influenza 218	Heart Disease 560	Congenital Anomalies 1,252	Heart Disease 9,843	Homicide 11,138	Suicide 14,916	Unintentional Injuries 21,316	Diabetes 142,639	Pneumonia & Influenza 262,047
7	Perinatal Infections 2,348	Septicemia 245	HIV 194	Bronchitis Emphysema Asthma 287	HIV 883	Cerebro-vascular 2,068	Liver Disease 10,518	Diabetes 12,979	Liver Disease 15,844	Unintentional Injuries 95,191	Diabetes 189,154
8	Unintentional Injuries 2,323	HIV 233	Bronchitis Emphysema Asthma 159	Pneumonia & Influenza 180	Bronchitis Emphysema Asthma 677	Diabetes 1,903	Cerebro-vascular 8,159	HIV 12,892	Pneumonia & Influenza 11,228	Alzheimer's Disease 65,647	Suicide 92,013
9	Pneumonia & Influenza 1,358	Perinatal Period 210	Benign Neoplasms 134	Cerebro-vascular 140	Pneumonia & Influenza 638	Pneumonia & Influenza 1,633	Diabetes 5,622	Bronchitis Emphysema Asthma 8,467	Suicide 8,834	Nephritis 65,296	Nephritis 75,817
10	Intrauterine Hypoxia 1,341	Benign Neoplasms 188	Cerebro-vascular 102	HIV 139	Cerebro-vascular 533	Liver Disease 1,592	Pneumonia & Influenza 4,255	Pneumonia & Influenza 6,493	Septicemia 5,704	Septicemia 54,428	Liver Disease 75,414

United States Total Number of Injury Deaths

<u>Cause</u>	<u>Deaths</u>	<u>Percent</u>
Unintentional Injury	288,427	65.6%
Intentional	151,102	34.4%
Total (1996-1998)	439,529	100.0%

Average Number of Injury Deaths per Year
In the United States = **146,510**

Colorado

10 Leading Causes of Deaths by Age Group: 1996-1998

Age Groups											
Rank	<1	1-4	5-9	10-14	15-24	25-34	35-44	45-54	55-64	65+	Total
1	Congenital Anomalies 278	Unintentional Injuries 86	Unintentional Injuries 59	Unintentional Injuries 86	Unintentional Injuries 635	Unintentional Injuries 613	Unintentional Injuries 682	Malignant Neoplasms 1,613	Malignant Neoplasms 2,772	Heart Disease 16,336	Heart Disease 19,728
2	SIDS 142	Congenital Anomalies 28	Malignant Neoplasms 22	Suicide 30	Suicide 281	Suicide 348	Malignant Neoplasms 603	Heart Disease 1,085	Heart Disease 1,760	Malignant Neoplasms 11,852	Malignant Neoplasms 17,116
3	Short Gestation 141	Homicide 19	Congenital Anomalies 6	Malignant Neoplasms 19	Homicide 175	Malignant Neoplasms 161	Suicide 447	Unintentional Injuries 487	Bronchitis Emphysema Asthma 414	Bronchitis Emphysema Asthma 4,552	Bronchitis Emphysema Asthma 5,147
4	Maternal Complications 56	Malignant Neoplasms 14	Homicide 6	Homicide 13	Malignant Neoplasms 55	HIV 126	Heart Disease 378	Suicide 331	Cerebro-vascular 317	Cerebro-vascular 4,503	Cerebro-vascular 5,128
5	Placenta Cord Membranes 54	Pneumonia & Influenza 10	Heart Disease 4	Congenital Anomalies 9	Heart Disease 31	Homicide 123	HIV 219	Liver Disease 269	Unintentional Injuries 294	Pneumonia & Influenza 2,540	Unintentional Injuries 4,392
6	Perinatal Infections 34	Heart Disease 6	Benign Neoplasms 2	Heart Disease 9	Congenital Anomalies 18	Heart Disease 91	Liver Disease 191	Cerebro-vascular 178	Liver Disease 194	Unintentional Injuries 1,415	Pneumonia & Influenza 2,868
7	Unintentional Injuries 33	Bronchitis Emphysema Asthma 4	Bronchitis Emphysema Asthma 2	Bronchitis Emphysema Asthma 3	Bronchitis Emphysema Asthma 11	Liver Disease 27	Homicide 110	Diabetes 122	Diabetes 193	Diabetes 1,225	Suicide 1,916
8	Respiratory Distress Synd. 30	Meningitis 3	Diabetes 2	Septicemia 3	Benign Neoplasms 8	Diabetes 22	Cerebro-vascular 99	Bronchitis Emphysema Asthma 116	Suicide 163	Atherosclerosis 1,155	Diabetes 1,640
9	Homicide 25	Other Intestinal 2	9 Tied	Pneumonia & Influenza 2	Complicated Pregnancy 6	Congenital Anomalies 20	Diabetes 69	Pneumonia & Influenza 102	Pneumonia & Influenza 119	Alzheimer's Disease 1,013	Atherosclerosis 1,188
10	Intrauterine Hypoxia 22	Septicemia 2	9 Tied	2 Tied	3 Tied	Cerebro-vascular 18	Pneumonia & Influenza 63	HIV 74	Septicemia 56	Nephritis 673	2 Tied

Colorado Total Number of Injury Deaths

<u>Cause</u>	<u>Deaths</u>	<u>Percent</u>
Unintentional Injury	4,392	63.7%
Intentional Injury	2,501	36.3%
Total (1996-1998)	6,893	100.0%

Average Number of Injury Deaths per Year
In Colorado= **2,298**

1996-1998 Leading Causes of Death

Unintentional Injury

United States Unintentional Injury

<u>Cause</u>	<u>Deaths</u>	<u>Percent</u>
MV Traffic	127,053	44.1%
Fall	35,745	12.4%
Poisoning	30,474	10.6%
Suffocation	13,325	4.6%
Drowning	12,416	4.3%
Fire/Burn	10,809	3.7%
Other Causes	<u>58,605</u>	<u>20.3%</u>
	288,427	100.0%

Colorado Only Unintentional Injury

<u>Cause</u>	<u>Deaths</u>	<u>Percent</u>
MV Traffic	1,914	43.6%
Fall	625	14.2%
Poisoning	448	10.2%
Suffocation	239	5.4%
Drowning	169	3.8%
Other Causes	<u>997</u>	<u>22.7%</u>
	4,392	99.9%

Intentional Injury

United States Suicide

<u>Cause</u>	<u>Deaths</u>	<u>Percent</u>
Firearm	53,156	57.8%
Suffocation	16,469	17.9%
Poisoning	15,280	16.6%
Other Causes	<u>7,108</u>	<u>7.7%</u>
	92,013	100.0%

Colorado Only Suicide

<u>Cause</u>	<u>Deaths</u>	<u>Percent</u>
Firearm	1,066	55.6%
Poisoning	392	20.5%
Suffocation	356	18.6%
Other Causes	<u>102</u>	<u>5.3%</u>
	1,916	100.0%

United States Homicide and Legal Intervention

<u>Cause</u>	<u>Deaths</u>	<u>Percent</u>
Firearm	39,951	67.6%
Cut/Pierce	6,955	11.8%
Suffocation	2,147	3.6%
Other Causes	<u>10,036</u>	<u>17.0%</u>
	59,089	100.0%

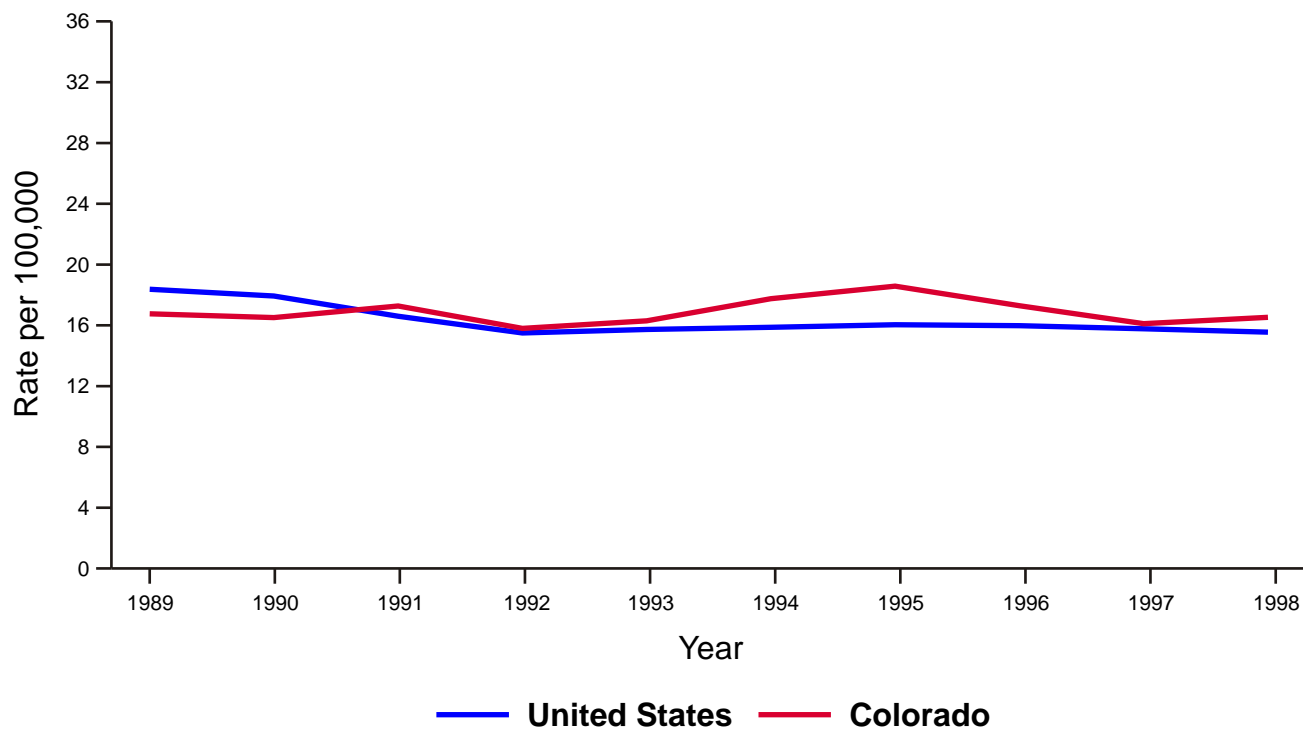
Colorado Only Homicide and Legal Intervention

<u>Cause</u>	<u>Deaths</u>	<u>Percent</u>
Firearm	335	57.3%
Cut/Pierce	83	14.2%
Suffocation	33	5.6%
Other Causes	<u>134</u>	<u>22.9%</u>
	585	100.0%

Unintentional Motor Vehicle, Traffic-Related Death Rates United States, 1996-1998



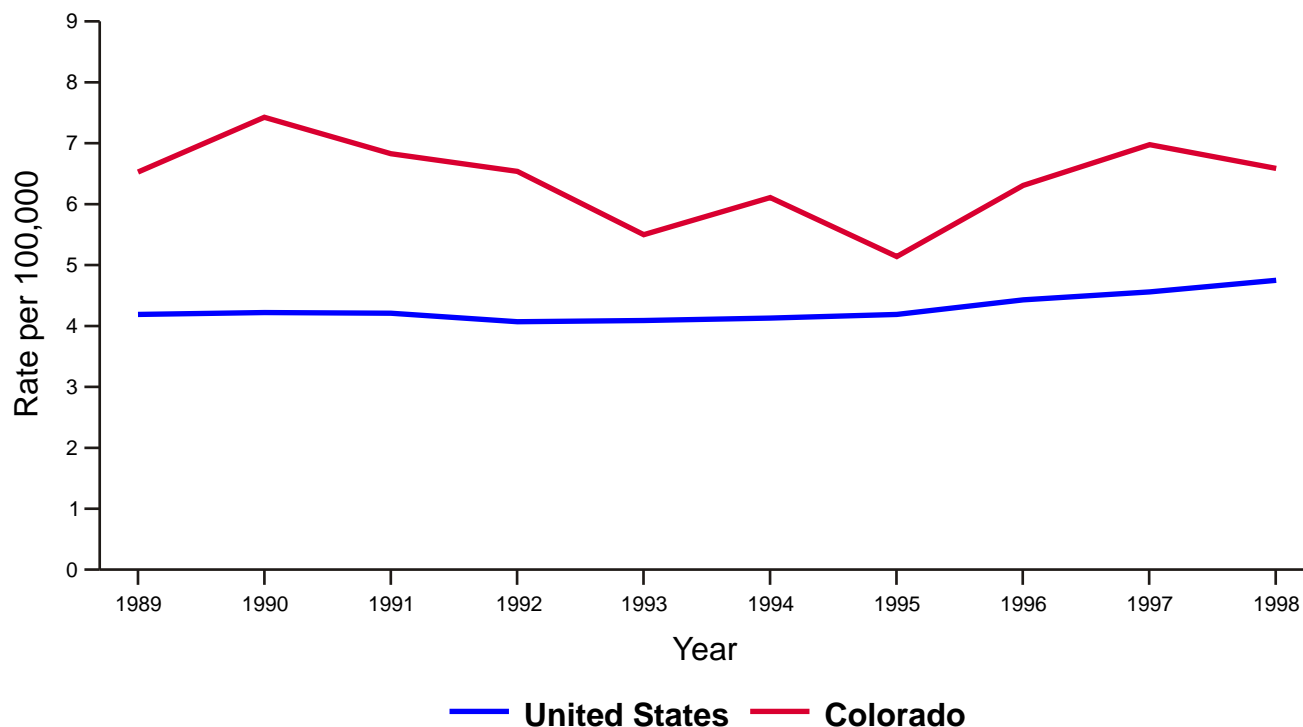
United States and Colorado 1989-1998



Unintentional Fall Death Rates United States, 1996-1998



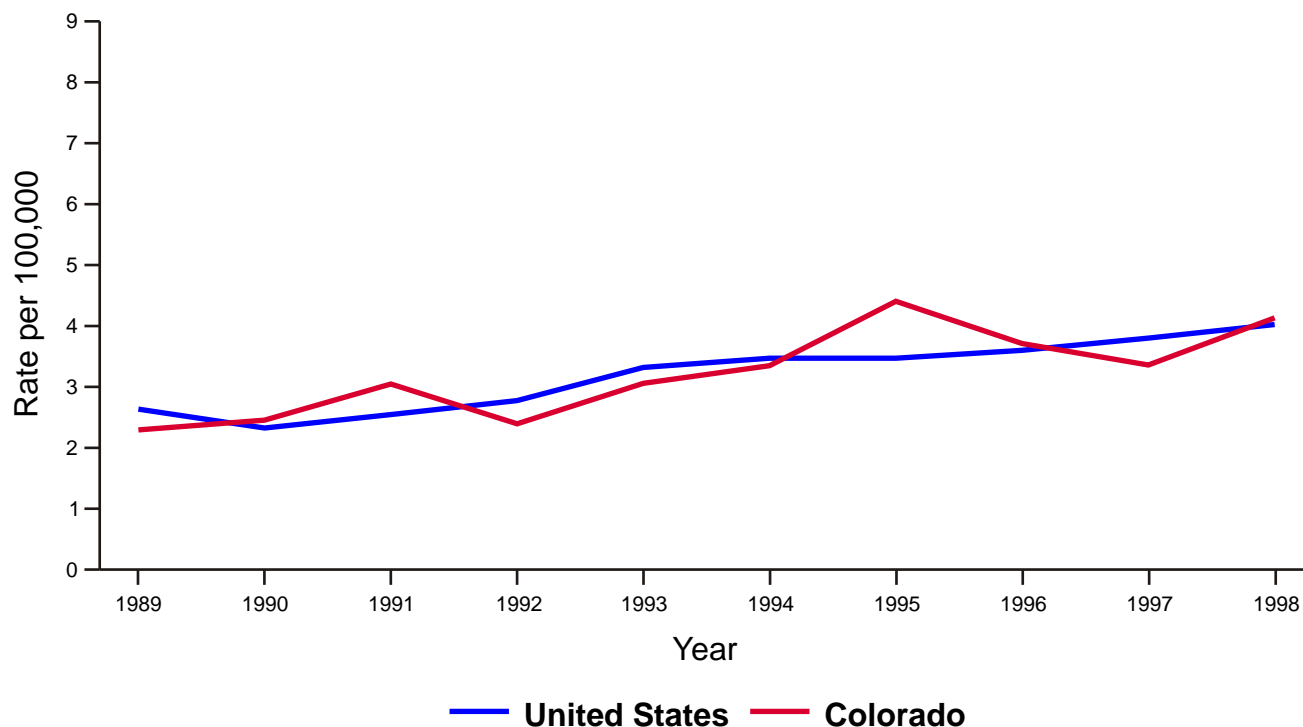
United States and Colorado 1989-1998



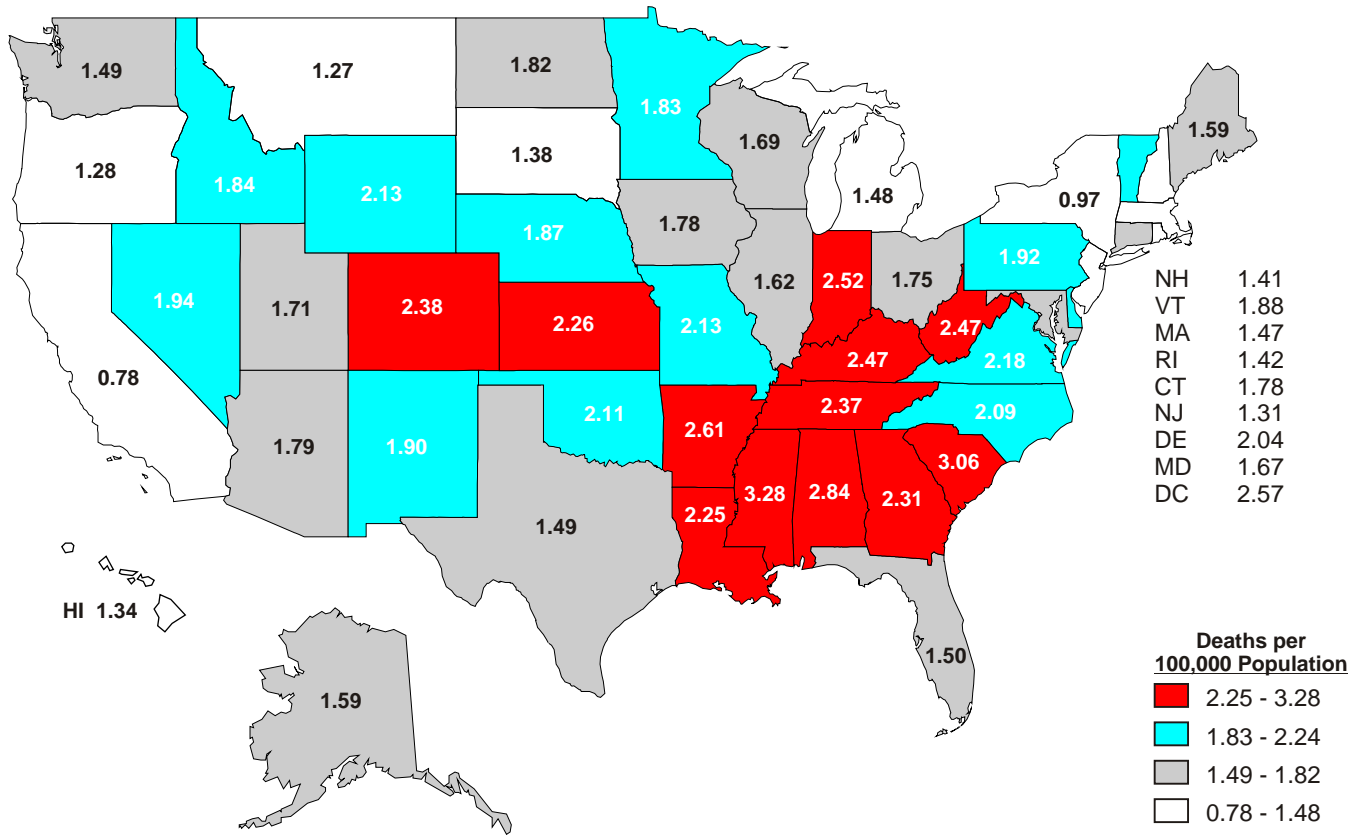
Unintentional Poisoning Death Rates United States, 1996-1998



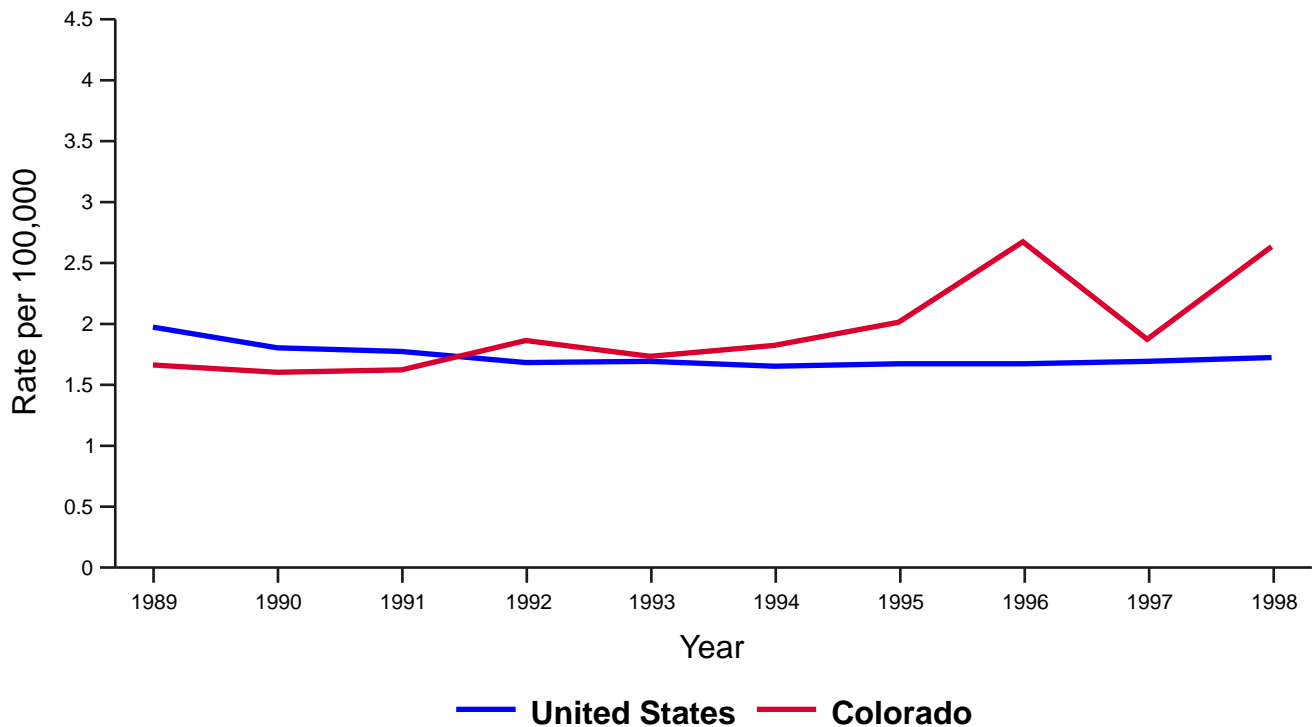
United States and Colorado 1989-1998



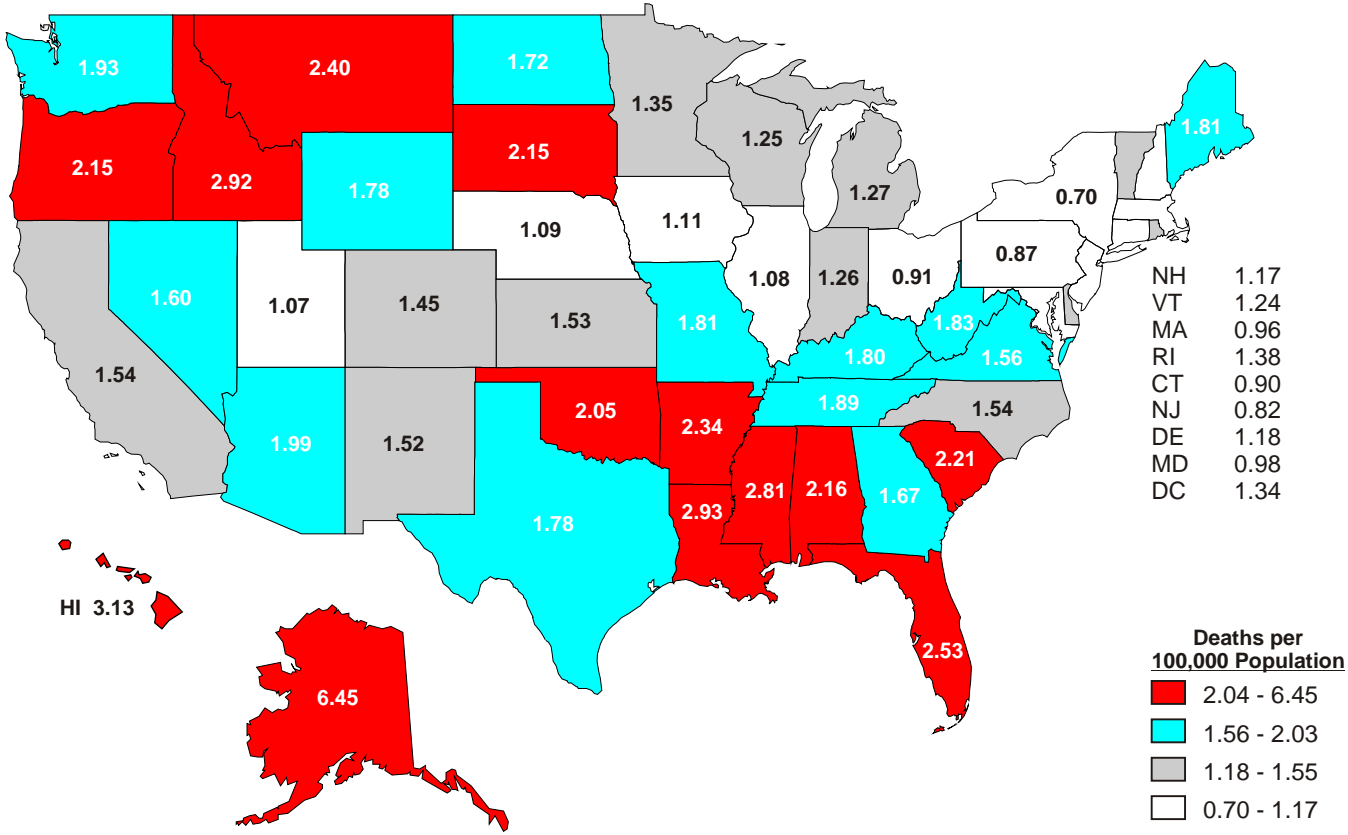
Unintentional Suffocation Death Rates United States, 1996-1998



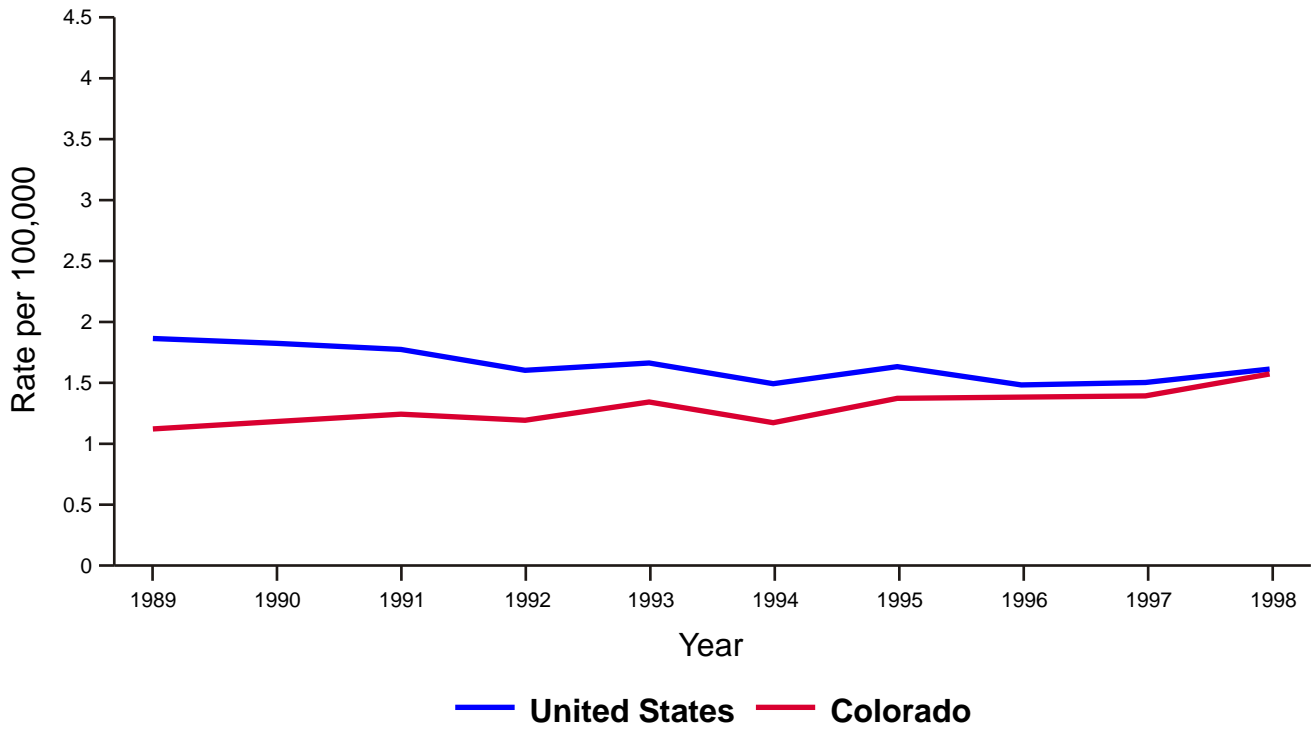
United States and Colorado 1989-1998



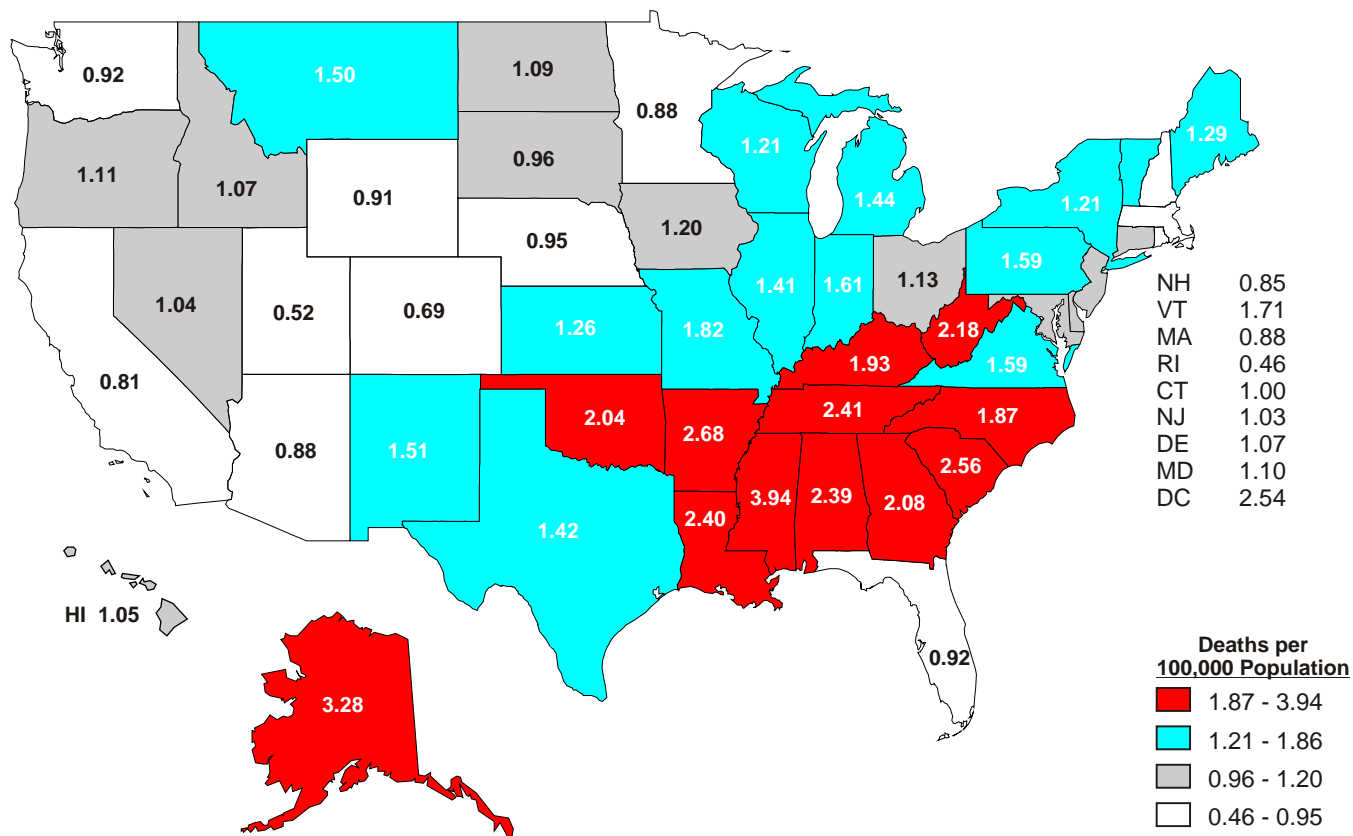
Unintentional Drowning Death Rates United States, 1996-1998



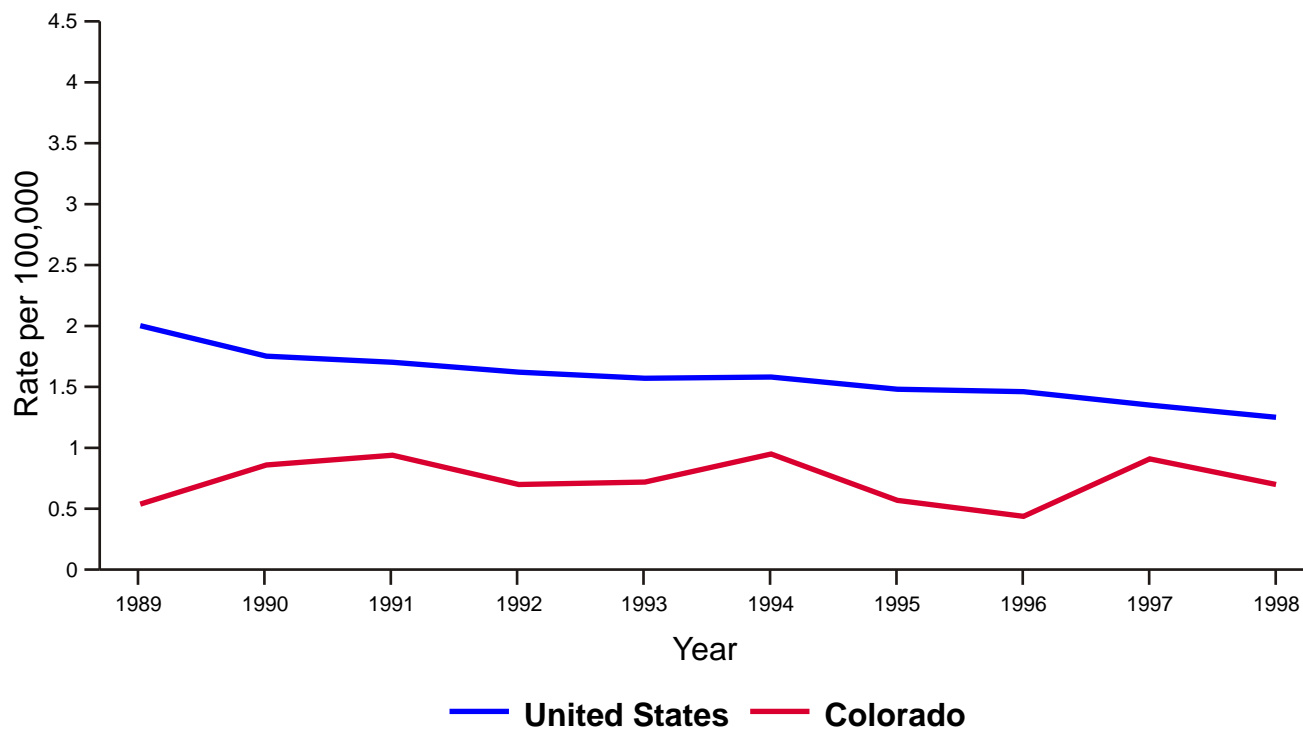
United States and Colorado 1989-1998



Unintentional Fire and Burn-Related Death Rates United States, 1996-1998



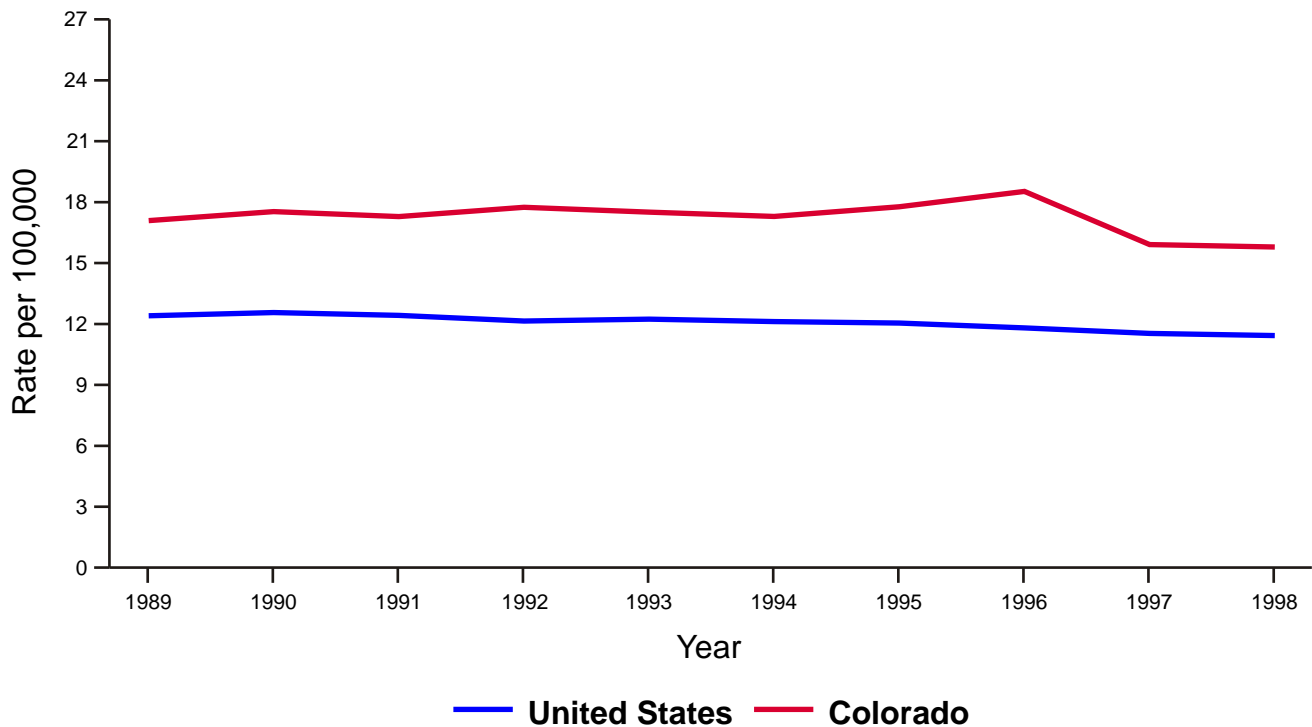
United States and Colorado 1989-1998



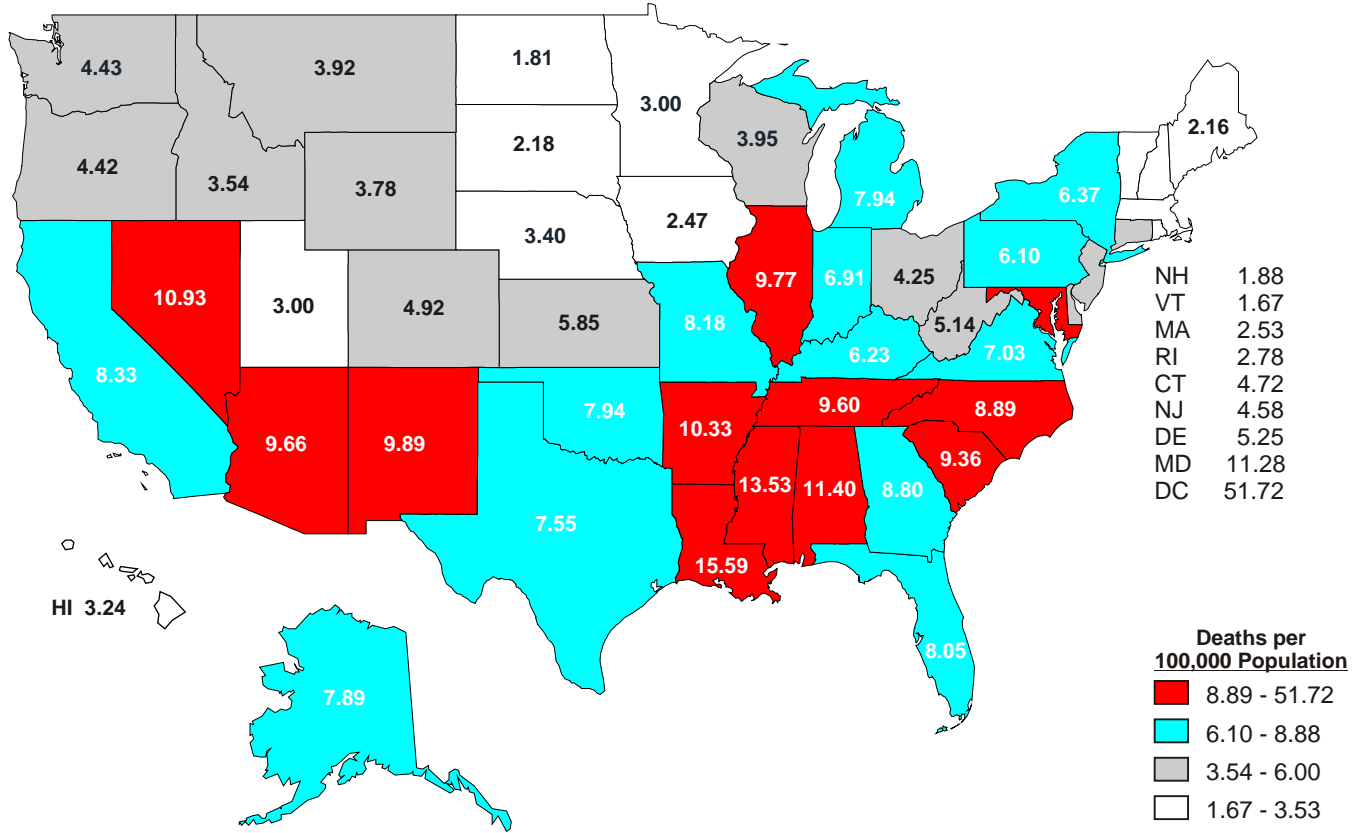
Suicide Death Rates United States, 1996-1998



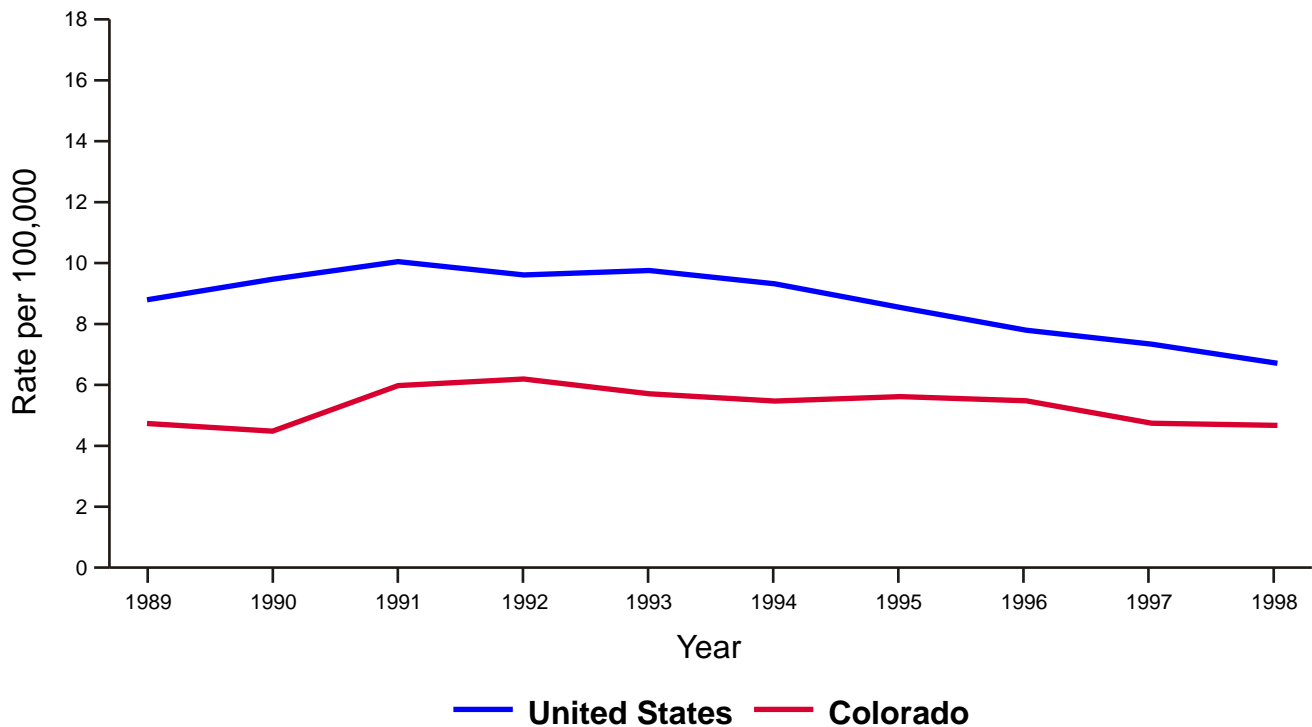
United States and Colorado 1989-1998



Homicide Death Rates United States, 1996-1998



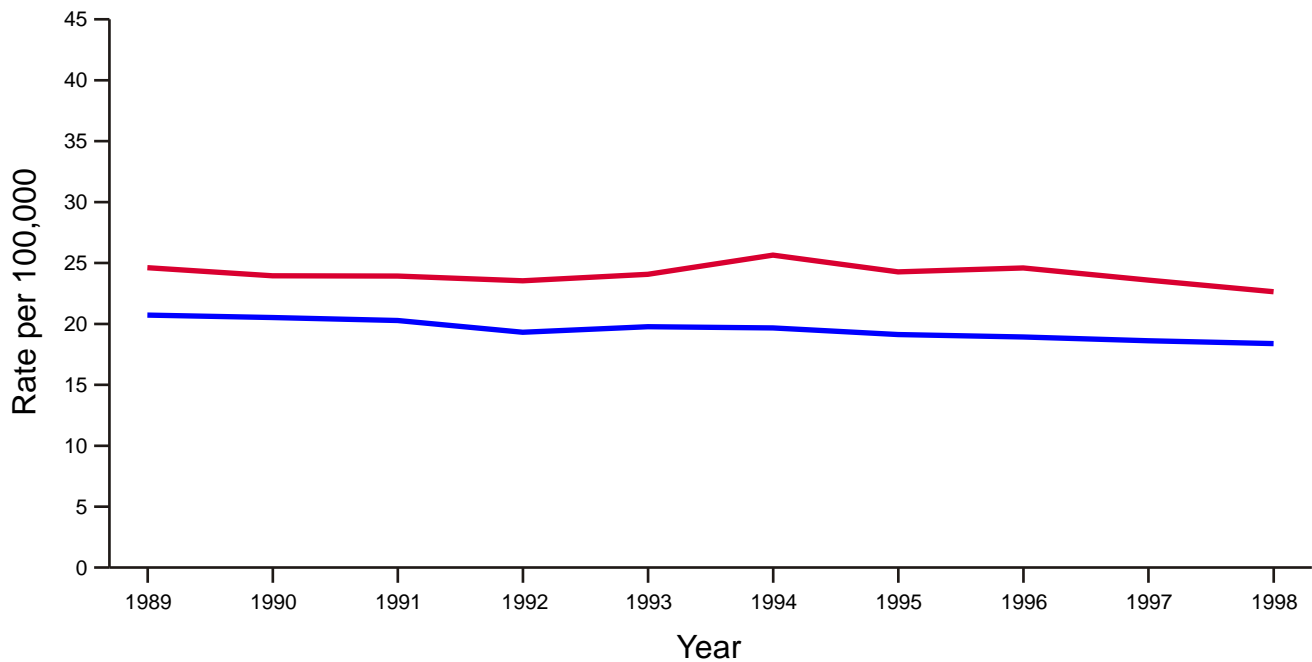
United States and Colorado 1989-1998



Traumatic Brain Injury-Related Death Rates* United States, 1996-1998



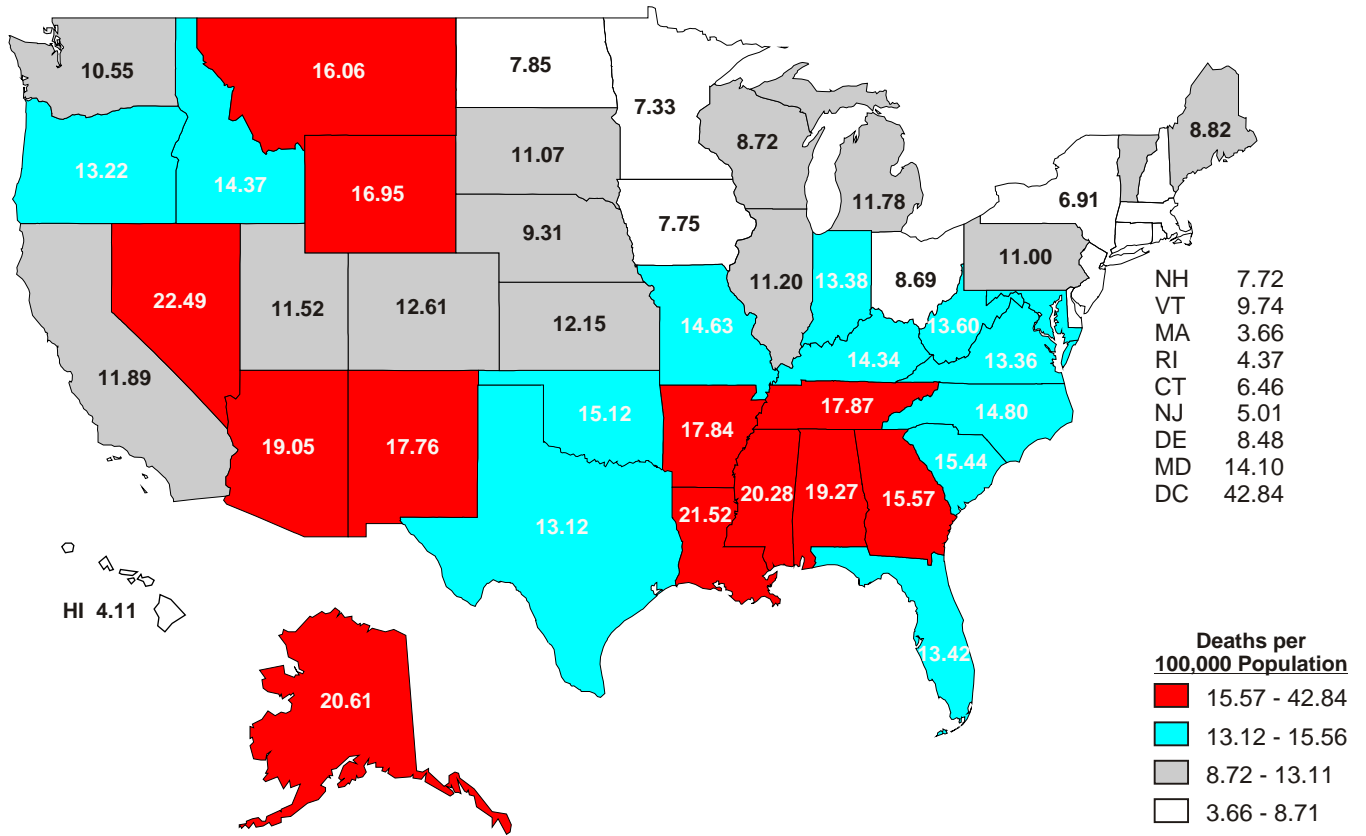
United States and Colorado 1989-1998



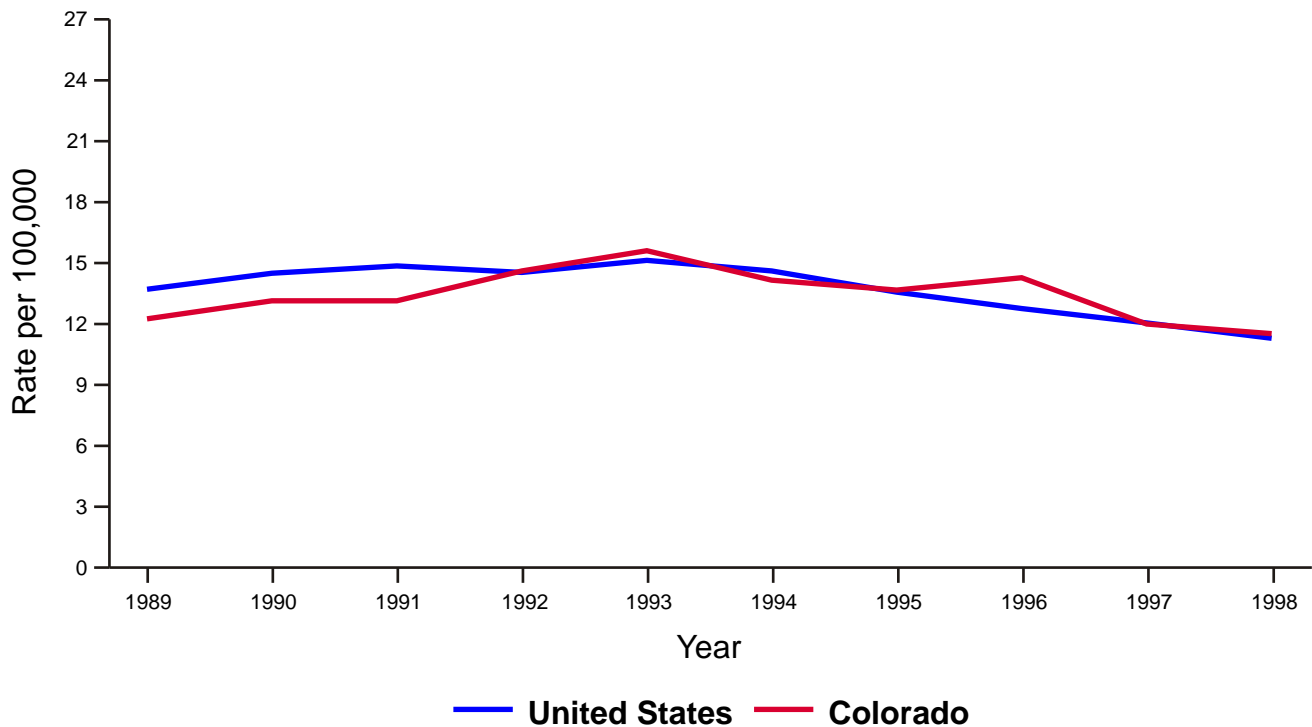
— United States — Colorado

* Includes unintentional and intentional deaths from motor vehicles, firearms, falls, and other causes (of determined and undetermined intent).

Firearm-Related Death Rates United States, 1996-1998

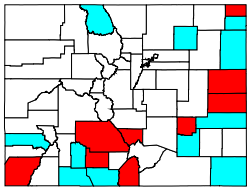


United States and Colorado 1989-1998

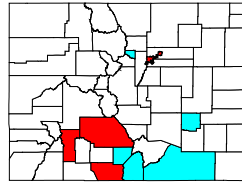


* Includes deaths from firearm suicide, firearm homicide, unintentional firearm-related deaths, and firearm-related deaths of undetermined intent.

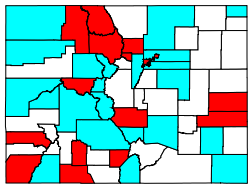
Colorado 1989-1998



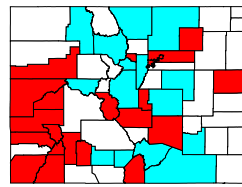
Motor Vehicle
604 Deaths/Year
 U.S. 16.4
 CO 16.9
 Excess Deaths/Year **19**



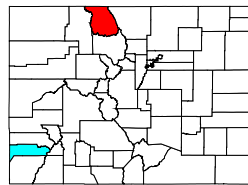
Homicides
195 Deaths/Year
 U.S. 8.7
 CO 5.3



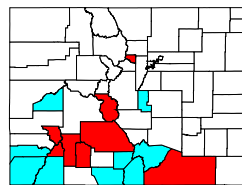
Falls
181 Deaths/Year
 U.S. 4.3
 CO 6.4
 Excess Deaths/Year **74**



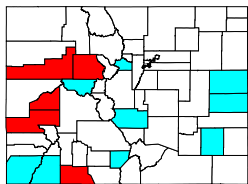
Suicides
606 Deaths/Year
 U.S. 12.0
 CO 17.1
 Excess Deaths/Year **186**



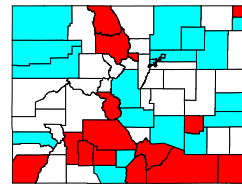
Fires/Burns
25 Deaths/Year
 U.S. 1.6
 CO 0.8



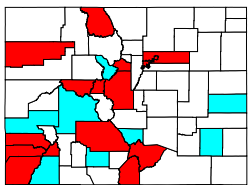
Firearms
476 Deaths/Year
 U.S. 13.7
 CO 13.4



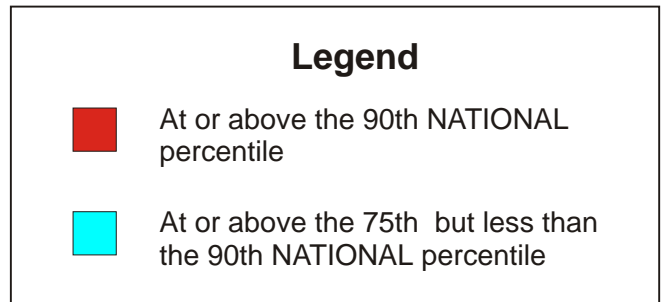
Drownings
48 Deaths/Year
 U.S. 1.7
 CO 1.3



Traumatic Brain Injury
812 Deaths/Year
 U.S. 18.5
 CO 23.2
 Excess Deaths/Year **170**



Poisonings
120 Deaths/Year
 U.S. 3.2
 CO 3.3
 Excess Deaths/Year **1**



CDC-Funded Injury Control Projects

SAFER·HEALTHIER·PEOPLE™

CDC-Funded Injury Control Projects in COLORADO

CDC's National Center for Injury Prevention and Control (NCIPC) funds eight programs in Colorado to build the state's ability to keep its citizens safe. Colorado is also home to one of the United States' 10 Injury Control Research Centers.

Injury Control Research Centers

The Colorado Injury Control Research Center

Injury Control Research Centers conduct research in the three core phases of injury control — prevention, acute care, and rehabilitation — and serve as training and information centers. ICRC research is interdisciplinary, incorporating medicine, engineering, epidemiology, law, and criminal justice, behavioral and social sciences, biostatistics, public health, and biomechanics. The Colorado ICRC focuses on preventing and controlling injuries in rural areas. The center conducts its work in three areas: administration and training, public education and information, and research. Its long-term goals are to develop programs that serve the region and are relevant for underserved rural populations, and to further develop population-based injury surveillance in Larimer County to evaluate injury prevention and control programs. (*Colorado Injury Control Research Center, Colorado State University*)

Core Injury Programs

State-Based Core Injury Program Development

Colorado is one of 23 states receiving CDC funding to establish a point of coordination for injury control efforts, assess injury data and surveillance resources within the state, and develop a state injury control plan. A core injury development program is a cooperative effort to develop or strengthen the capacity of state public health agencies to prevent and control injuries. These programs possess some combination of these features and tools:

- 1) injury prevention coordinator;
- 2) up-to-date profile of injuries within the state from existing data sources;
- 3) advisory structure to facilitate collaboration with public and private sector groups;
- 4) relationships with organizations, agencies, and individuals interested or experienced in injury prevention or control; and
- 5) a current plan for injury prevention and control based on the state's priorities.

In Colorado one funded program aims to improve surveillance data for the new Office of Suicide Prevention, support the graduated licensing program, gather information about location and mechanism of winter recreation-related injuries, and process data requests for the trauma registry. (*Colorado Department of Public Health and Environment*)

State-Based Core Injury Surveillance and Program Development

A second funded program focuses on surveillance to enhance the availability and use of high-quality injury data by individuals and organizations at local, state, and national levels. (*Colorado Department of Public Health and Environment*)

Acute Care and Rehabilitation

Traumatic Brain Injury Surveillance Program

This program characterizes the risk factors, incidence, external causes, severity, and short-term outcomes of traumatic brain injury (TBI) through population-based surveillance. These data will be used to develop prevention programs to address both the specific causes of TBI and populations at greatest risk. Data may also be used to improve injured persons' access to health care and other services needed after injury. (*Colorado Department of Public Health and Environment*)

Applied Research for Traumatic Brain Injury Surveillance and Follow-Up Registry

This research project seeks to prevent disability in persons with traumatic brain injury (TBI). Longitudinal surveillance for TBI-related disability will help better define the medical and social impact of these injuries on a population basis. The program examines the outcomes experienced by persons with TBI, specifically medical complications (impairments), functional limitations (disabilities), and community integration (social participation). (*Colorado Department of Public Health and Environment and Craig Hospital*)

Unintentional Injury

Program to Increase Booster Seat Use Among Children Riding in Motor Vehicles

This project has three goals:

- 1) to develop a system to measure booster seat use among children 4–8;
- 2) to increase booster seat use among children 4–8 in the target community, and
- 3) to evaluate the process, effect, and outcome of this program.

(*Colorado Department of Public Health and Environment*)

Intentional Injury

Cultural and Community Context of Perpetration of Intimate Violence in a Rural and Ethnic Community

The project will address both moderating and mediating factors related to intimate partner violence in rural minority communities in the United States. Moderating factors include social, cultural, and environmental factors relating to the occurrence of partner violence. Mediating factors are those social, cultural, and environmental factors that deter partner violence. Mediating factors include the role of such individual risk factors as substance use, unemployment, and disenfranchisement. This research will assist in developing effective, culturally appropriate prevention efforts. (*Colorado State University*)

Rape Prevention and Education

A nationwide grant program providing resources to states for rape prevention and education programs conducted by rape crisis centers, State sexual assault coalitions, and other public and private nonprofit entities for:

- 1) educational seminars;
- 2) operation of hotlines;
- 3) training programs for professionals;

- 4) preparation of informational material;
- 5) education and training programs for students and campus personnel designed to reduce the incidence of sexual assault at colleges and universities;
- 6) education and training to increase awareness about drugs to facilitate rapes or sexual assaults; and
- 7) other efforts to increase awareness about, or to help prevent, sexual assault, including efforts to increase awareness in underserved communities and awareness among individuals with disabilities.

(Colorado Department of Public Health and Environment)

Notes