

Rockets and Feathers or Efficient Markets?

Evidence from Gasoline Markets

Lance Bachmeier and James M. Griffin

Bush School of Government & Public Service

Texas A & M University

The Rockets and Feathers Paradigm:

When crude oil prices spike upward, gasoline prices shoot up like a ROCKET.

When crude oil prices tank, gasoline prices drift downward like a FEATHER in the wind.

The Policy Implications:

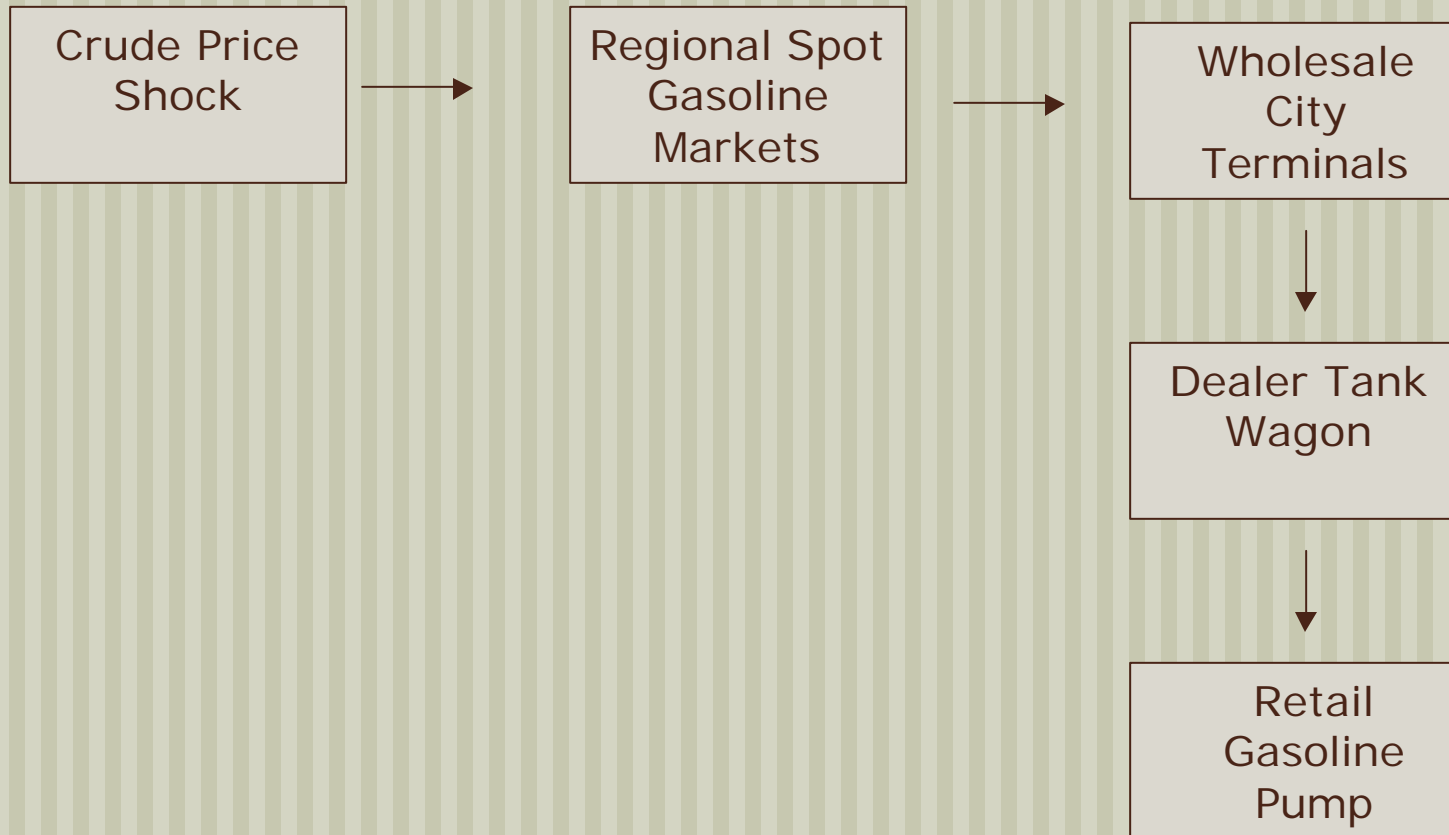
If Paradigm true:

- > Oligopolistic Behavior?*
- > Inventory Adjustment Costs?*

If Paradigm false and gasoline price responses are RAPID and SYMMETRIC

- > Support for "Efficient Market Story"*

Asymmetries can Occur at Various Stages



Previous Findings Regarding Regional Bulk Gasoline Markets

	Data	Model	Finding
Borenstein Cameron & Gilbert (QJE '97)	Weekly US	First difference	Asymmetry
Bacon	Bi-weekly UK	Levels	Slight at Retail
Balke, Brown & Yucel	Weekly US	Levels First difference	Symmetry Asymmetry
EIA	Weekly	First difference	Symmetry

Our Approach:

1. To test for asymmetries, must use a first difference specification.
2. Daily Data preferred to weekly data
Feb. 85 – Nov. 98 – Period of Instability
3. Basic Error Correction Model:

Symmetric Version:

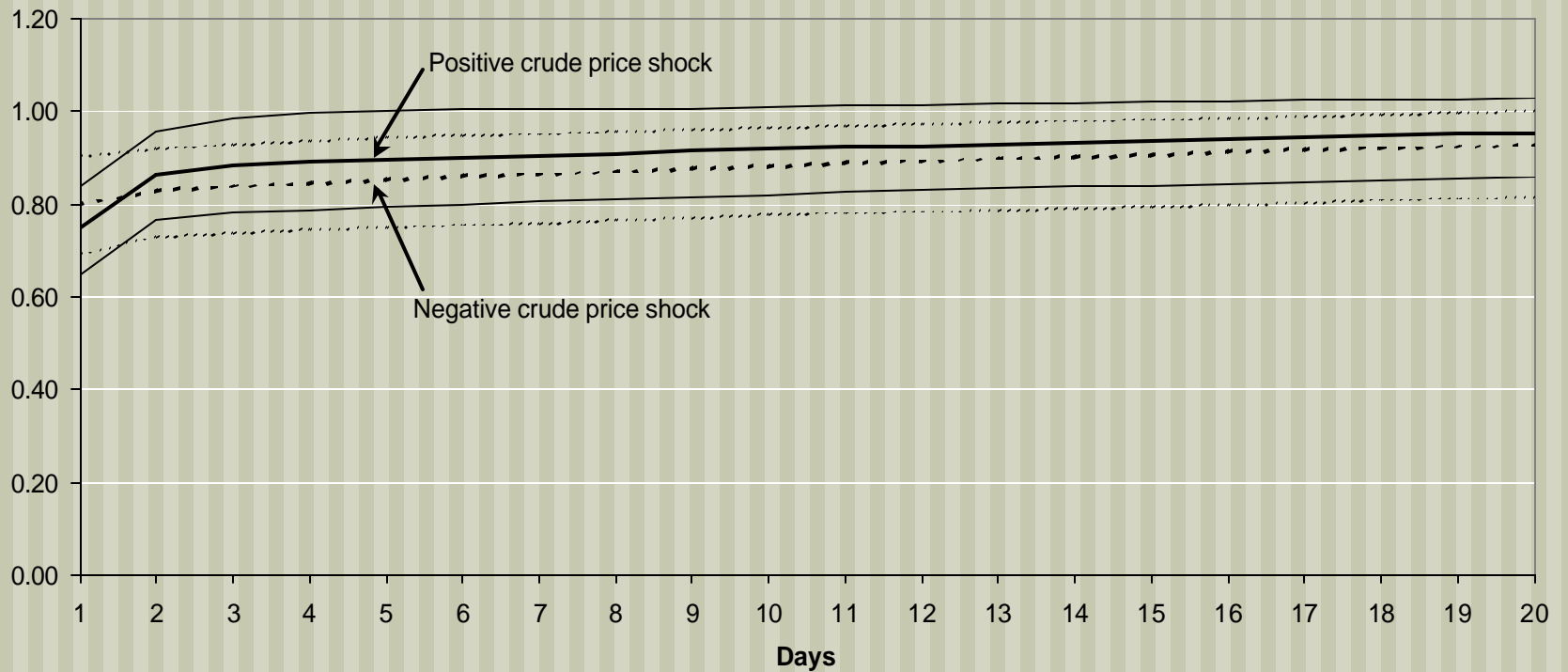
$$D\mathbf{P}\mathbf{G}_t = bD\mathbf{P}\mathbf{C}_t + q\left[\mathbf{P}\mathbf{G}_{t-1} - g_0 - g_1\mathbf{P}\mathbf{C}_{t-1}\right]$$

Asymmetric Version:

$$D\mathbf{P}\mathbf{G}_t = b^+D\mathbf{P}\mathbf{C}_t + q^+\left[\mathbf{P}\mathbf{G}_{t-1} - g_0 - g_1\mathbf{P}\mathbf{C}_{t-1}\right] \\ + b^-D\mathbf{P}\mathbf{C}_t + q^-\left[\mathbf{P}\mathbf{G}_{t-1} - g_0 - g_1\mathbf{P}\mathbf{C}_{t-1}\right]$$

Impulse Responses for 1985 – 98 (Daily Data)

Impulse Responses for 1985-1998 (Daily Data)



— (+1) Crude Price Shock — (+1) 95% CI - - - (-1) Crude Price Shock (-1) 95% CI

Figure 1

Figure 1
BCG Specification vs. Standard ECM Specification

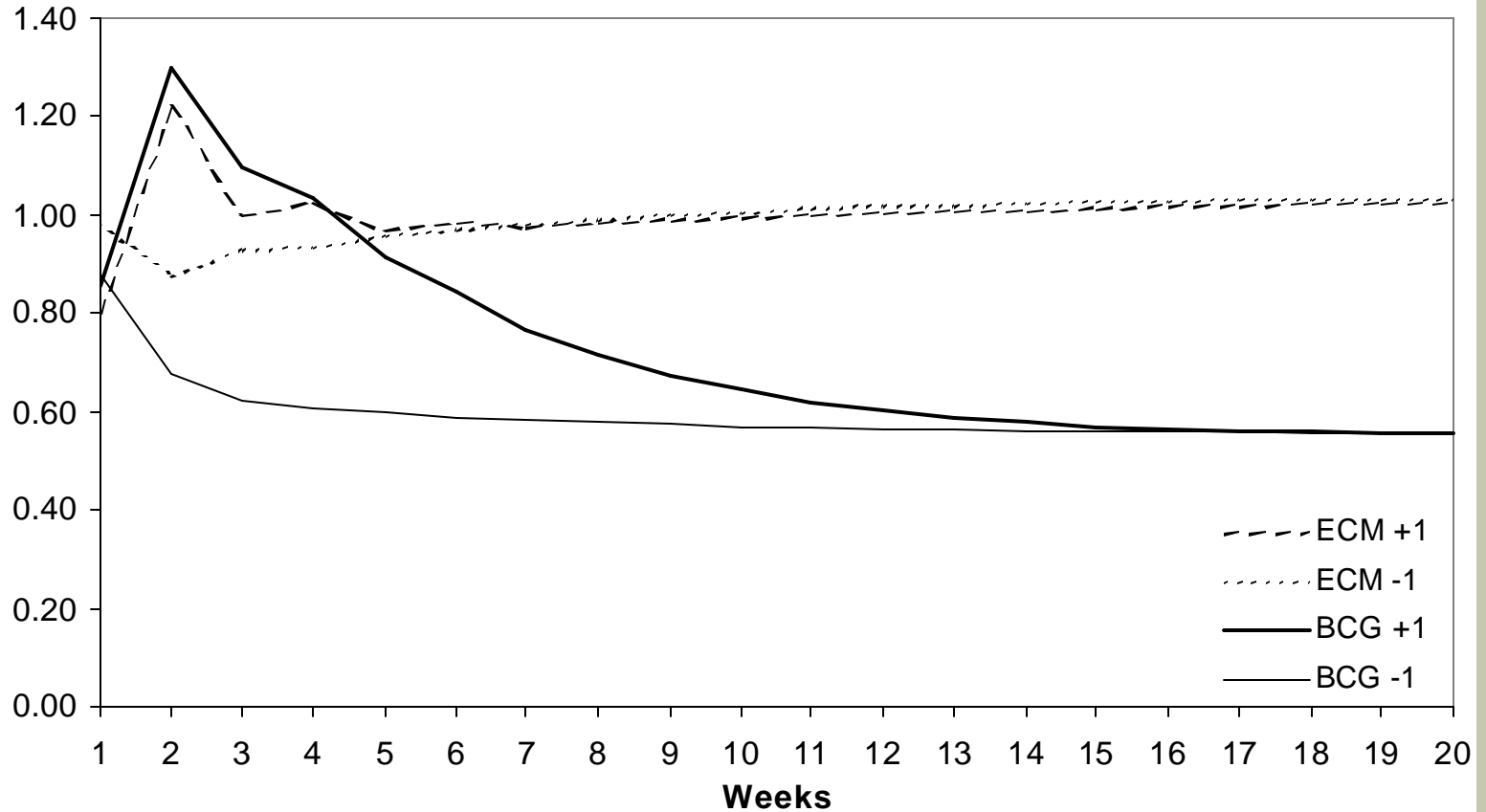


Figure 2

Figure 2
BCG Specification With Weekly vs. Daily Data

