

For more information...

The following reports contain more detailed information about Head Start's Family and Child Experiences Survey (FACES) and Head Start's Program Performance Measures:

- Head Start Program Performance Measures: Second Progress Report (June 1998)
- Head Start Program Performance Measures: Longitudinal Findings From the FACES Study (2000)

To obtain a copy of these reports, or for a direct link to instruments used in the study, please visit the FACES website at http://www.acf.dhhs.gov/programs/core/ongoing_research/faces/faces_intro.html.

Reports can also be requested by fax (703-683-5769) or e-mail puborder@hskids-tmhc.org.

For related information on Head Start research, please visit the ACYF Commissioner's Office of Research and Evaluation website at <http://www.acf.dhhs.gov/programs/core/index.html> or the Head Start Bureau website at <http://www.acf.dhhs.gov/programs/hsb>.

Administration on Children, Youth and Families
330 C Street S.W.
Washington, D.C. 20447



FACES FINDINGS:

New Research on Head Start Program Quality and Outcomes
June 2000



U.S. DEPARTMENT OF HEALTH & HUMAN SERVICES
Administration for Children and Families
Administration on Children, Youth and Families
Commissioner's Office of Research and Evaluation
and the Head Start Bureau

About the study...

The Head Start Family and Child Experiences Survey (FACES), launched in Spring 1997, is an integral part of Head Start's system of Program Performance Measures, an outcome-oriented accountability system. FACES collects data annually on a nationally representative sample of Head Start programs, classrooms, teachers, parents, and children examining the quality and effects of Head Start. The Spring 1997 field test collected data on 2,400 children and their families; the sample in later data collections was increased to 3,200 children and families in 40 programs.

Information presented in this publication is based on data collected in Spring 1997, Fall 1997, and Spring 1998 through the following instruments:

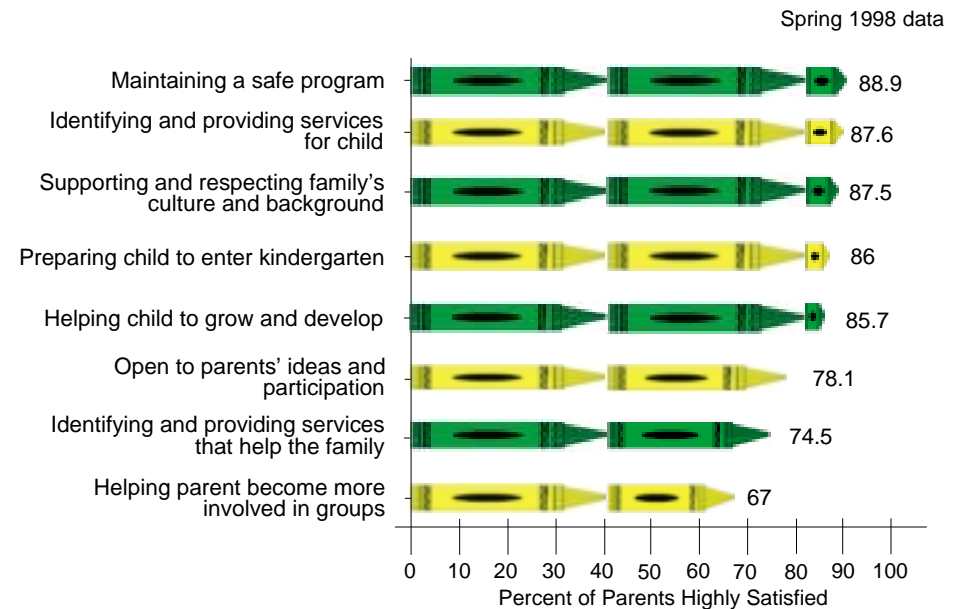
- *The Early Childhood Environment Rating Scale (ECERS)*—which consists of 37 scales measuring a wide variety of quality-related processes occurring in the classroom. Items are rated on a 7-point scale, with the following anchors: (1) inadequate, (3) minimal, (5) good, and (7) excellent.
- *The Arnett Scale of Caregiver Behavior (Arnett)*—which rates teacher behavior toward children in the class.
- *The Peabody Picture Vocabulary Test, Third Edition (PPVT)*—which measures children's word knowledge. The mean for children of all income groups is 100, with a standard deviation of 15.
- *Selected scales from the Woodcock Johnson Psycho-Educational Battery-Revised (WJ-R)*, including the Letter-Word Identification, Applied Problems, and Dictation Tasks, which assess children's prereading skills, early counting and arithmetic skills, and prewriting skills. The mean for children of all income groups is 100, with a standard deviation of 15.
- *Social Skills Scale*—A summary index based on 12 items with 24 possible points related to children's cooperative behavior and social skills.
- *Child Observation Rating (COR)*—Social relations scale of 1 to 5 in which teachers rate children's relation to peers and social problem solving.

Findings from the study are organized into three sections:

- (1) Classroom Quality
- (2) Benefits to Children
- (3) Benefits to Families

Parent Satisfaction with Head Start

Parents provide highly positive reports about their and their children's experiences in Head Start.



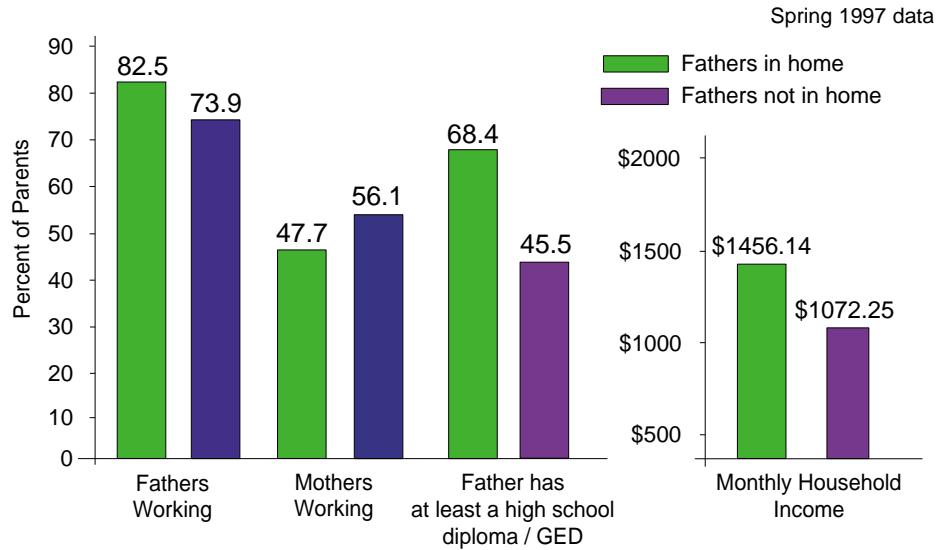
Research Into Action: What Can We Do?

- Head Start has launched a new Family Literacy Initiative to train programs to implement best practices to foster literacy development for children and families. Programs can increase efforts to incorporate early literacy activities throughout the program, and promote daily parental reading to children through "reading awareness" campaigns, providing borrowing libraries for families to check out books, and emphasizing the importance of reading in parent education and involvement activities.
- In partnership with institutions of higher education, Head Start is working to ensure that a majority of teachers obtain associate's or bachelor's degrees in early childhood education over the next few years. More than \$80 million in annual funding has been earmarked to pay for teacher training and to continue to increase staff compensation. Local programs can pledge to increase efforts to recruit degreed teachers and offer benefits to encourage teachers to obtain more degree-level education such as tuition assistance, flexible leave, and college credits for training.
- Head Start is planning a National Leadership Institute focusing on educational services in the areas of language development, literacy, mathematics, science, and social/emotional development in the year 2000. Programs can focus on these areas of the curriculum they are using to bolster classroom quality and children's outcomes.
- Head Start is requiring each program to build a local outcomes-based system to assess child development and learning. Programs can use this information to both individualize curriculum and teaching and to guide continuous program improvement.

Benefits to Families

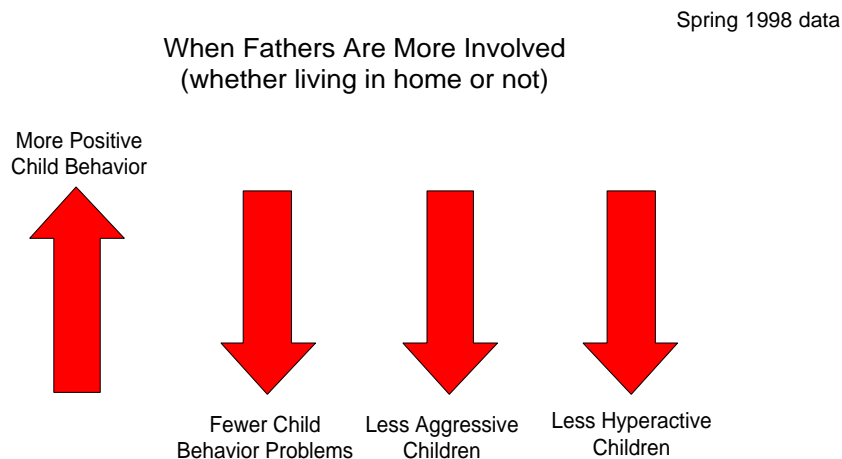
Fatherhood

Less than half of Head Start children (44 percent) live with their father in their home. When the father is present in the home, there are more resources available to the family, both socially and financially.



Fathers Make a Difference

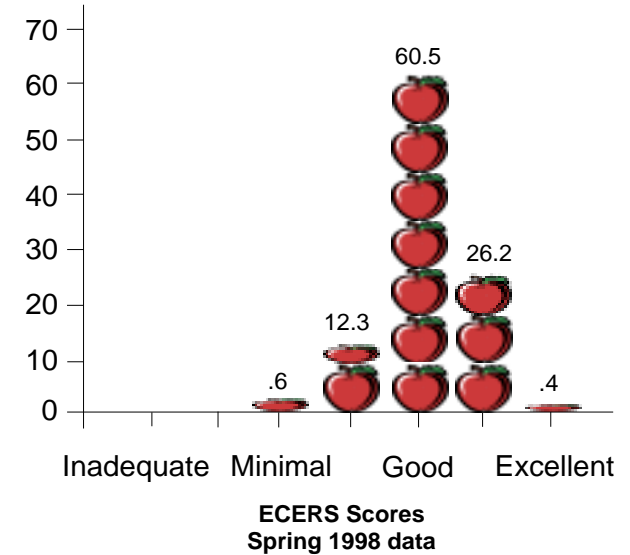
Regardless of whether fathers are present in the home, when mothers rate the fathers as more supportive in raising their children, the children had higher positive social behavior ratings and lower problem behavior ratings.



Classroom Quality

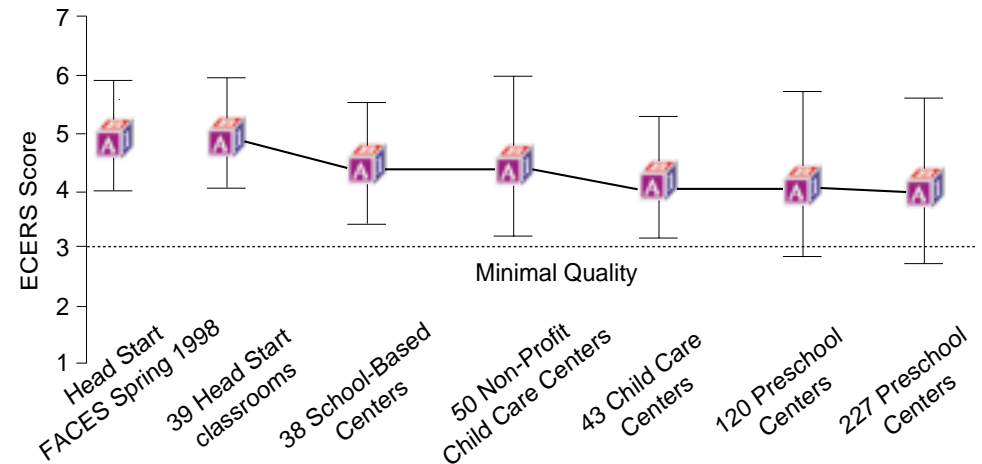
Overall Classroom Quality

Trained observers rated the overall Head Start classroom quality as good. Across the sample of 498 Head Start classrooms, the average ECERS score was 5.1 on a 7-point scale. No classroom had an average score lower than minimal.



Quality of Head Start Compared to Other Preschool Programs

Compared with results from six national research studies, Head Start classrooms have higher quality than most center-based early childhood programs. The vertical bars below show that the quality of classrooms in FACES clustered around the good level while the quality in other studies was lower and sometimes fell below the minimal level.



Strengths in Head Start Classrooms

- *Schedule*—a balanced daily classroom schedule of activities (33 percent rated “excellent”).
- *Tone*—classroom atmosphere was “calm but busy” (43 percent “excellent”).
- *Provisions for parents*—a high level of parent involvement in the program (51 percent “excellent”).
- *Provisions for children with special needs*—many provisions and a high degree of planning for children with disabilities (58 percent “excellent”).
- *Routine care, personal grooming, toileting*—a wide variety of furniture is available and emphasis on routines such as meals and snacks, toileting and personal grooming (38 to 57 percent “excellent”).
- *Supervision of gross motor activities*—attentive supervision of children’s outdoor activities, with a focus on enhancing children’s play (54 percent excellent”).



Spring 1997 data

Weaknesses in Head Start Classrooms

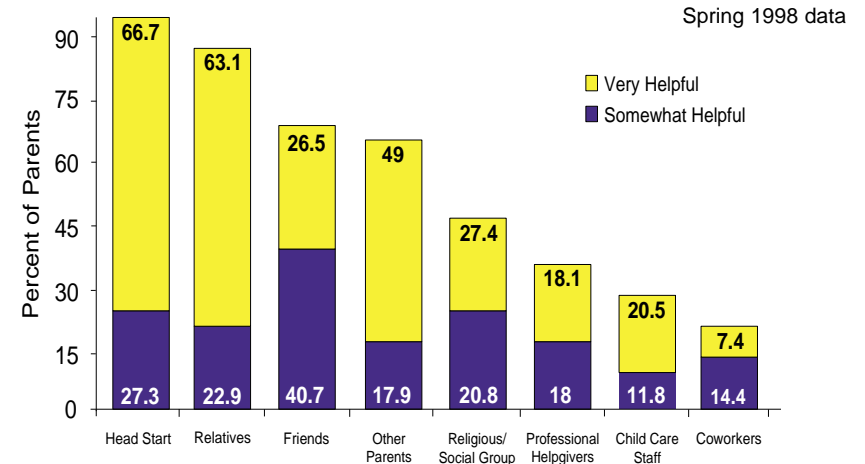
- *Cultural awareness*—insufficient multicultural awareness (75 percent rated “lower”).
- *Space to be alone*—little space for a child to be alone (73 percent “lower”).
- *Child-related display*—classroom displays were often not the children’s own work (70 percent “lower”).
- *Dramatic play*—dramatic play areas primarily focused on housekeeping and did not encourage play related to work or transportation roles (62 percent “lower”).
- *Adult personal area*—few areas were available for staff to relax or meet with parents (61 percent “lower”).
- *Relaxation and comfort*—classrooms did not have enough softness or cozy areas (51 percent “lower”).



Spring 1997 data

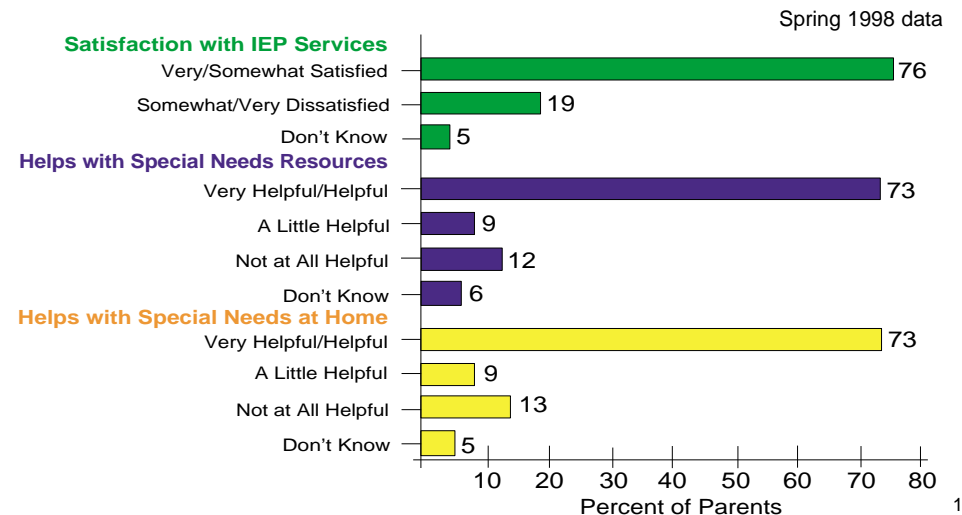
Head Start as a Source of Support

Most parents reported that Head Start was very helpful as a source of support for raising their child. Overall, Head Start was considered slightly more helpful than relatives, and much more helpful than friends, other parents, coworkers, people of religious/social groups, professional helpgivers, or child care staff.



Satisfaction of Parents of Children with Disabilities

Most families are very satisfied with the services Head Start provided their children with disabilities, including IEP services, help with special needs resources, and help with special needs at home.



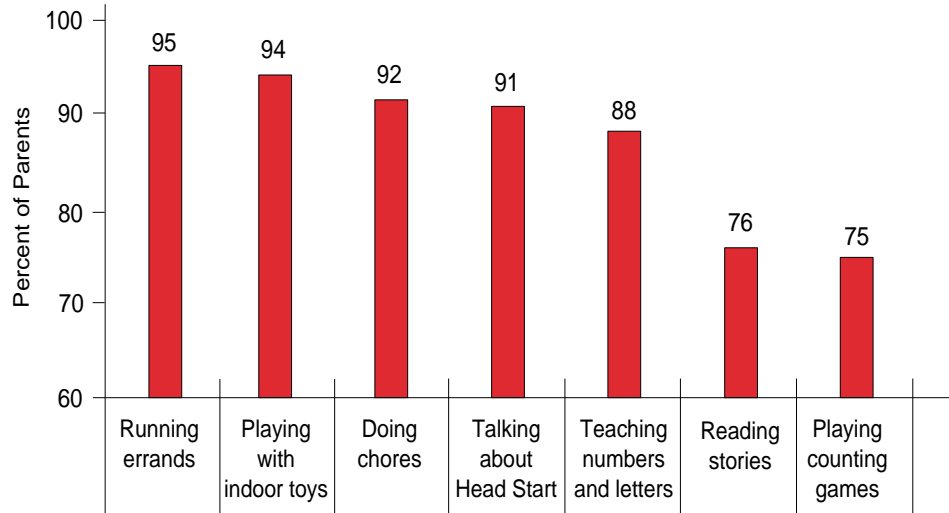
Benefits to Families

Classroom Quality

Family Activities with Children

The majority of Head Start parents involve their children in a variety of activities at home, including going on errands, playing, doing household chores, and talking about the child's day at Head Start.

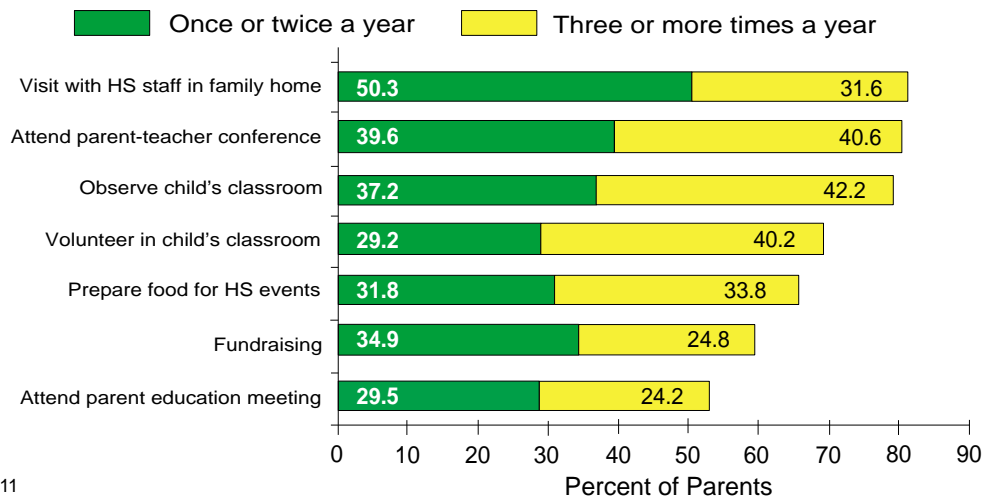
Spring 1997 data



How Are Parents Involved in Head Start Activities?

Head Start parents are quite active in their participation in many areas of the program.

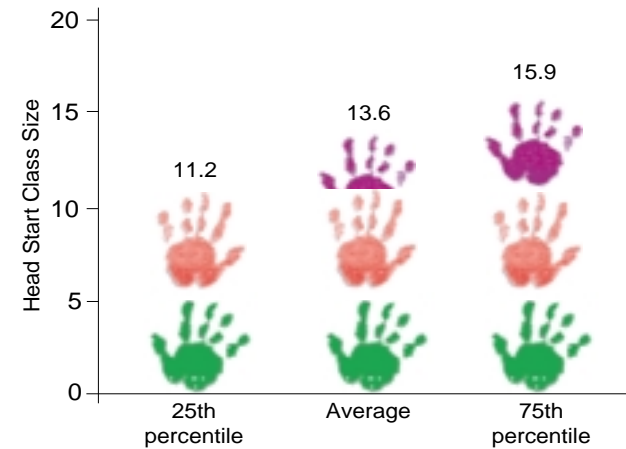
Spring 1998 data



Class Size

The class sizes found in FACES suggest that most Head Start programs have smaller class sizes than the Head Start Program Performance Standards and NAEYC accreditation standards require.

Spring 1997 data

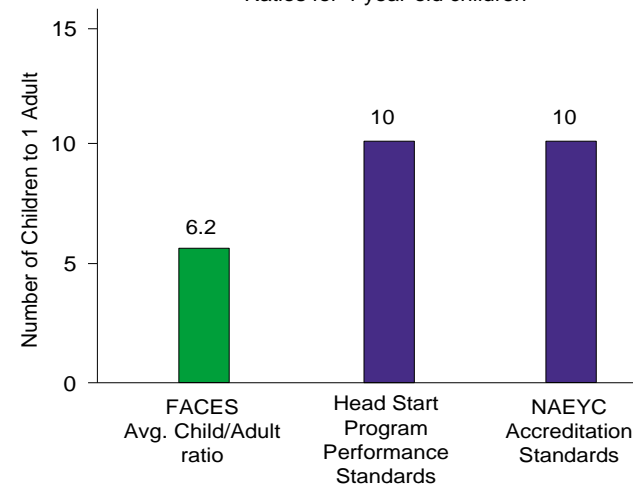


Child/Adult Ratio

The average child/adult ratio for 3- to 5-year-olds in Head Start classrooms (6.2 to 1) was far better than the Head Start Program Performance Standards or the NAEYC accreditation standard, partly due to the presence of volunteers.

Ratios for 4-year-old children

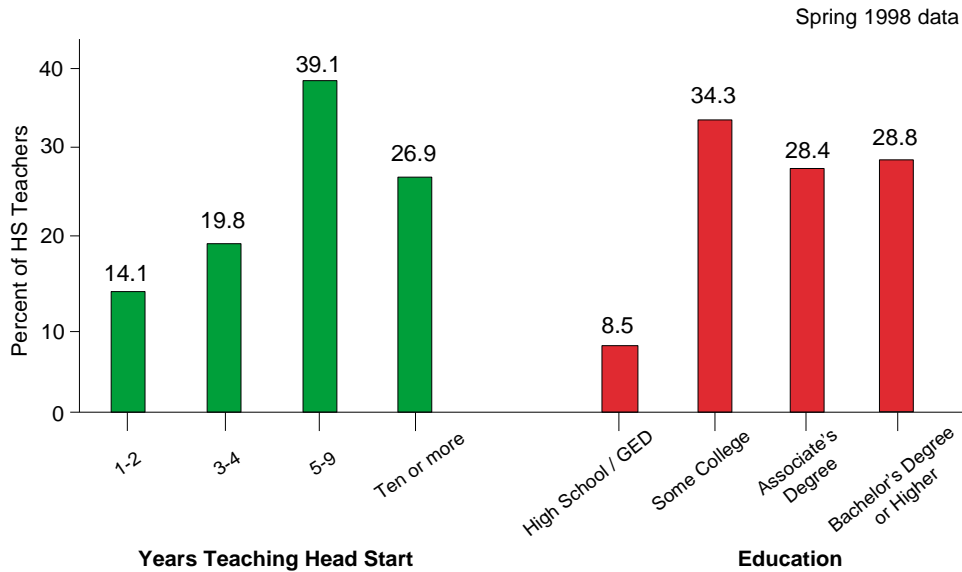
Spring 1998 data



Classroom Quality

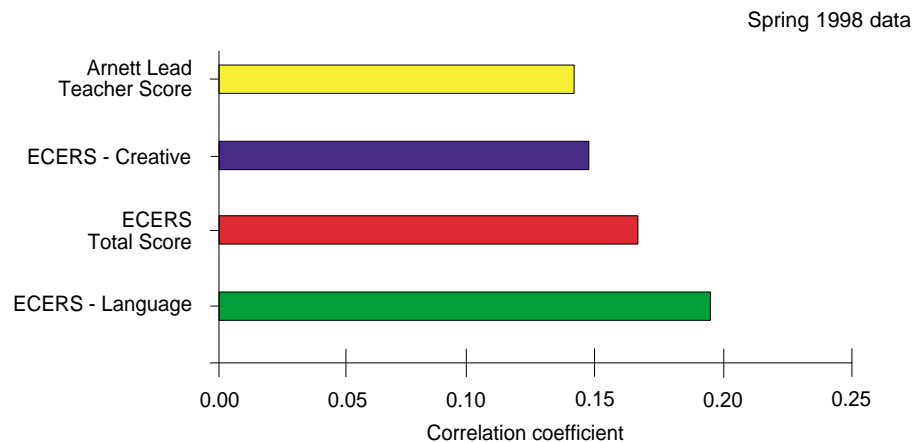
Head Start Teachers' Experience and Training

Head Start teachers are experienced and qualified. Over 79 percent of Head Start teachers had their CDA Certificate or other early childhood credential.



Teachers' Education Level Is Correlated with Classroom Quality

Teachers with higher education levels are more sensitive and responsive, and their classrooms have higher-quality language activities, offer more creative activities to children, and have higher overall quality as rated by the ECERS. There were no significant relationships with years of experience in Head Start and classroom quality.



Benefits to Families

A Typical Head Start Family

Head Start families share one important characteristic—poverty.

Fall 1997 data

The typical parent:

- Is just as likely to be married as single.
- Is young (between 20 and 30 years of age).
- Has a high school diploma or some college.



Most Head Start families:

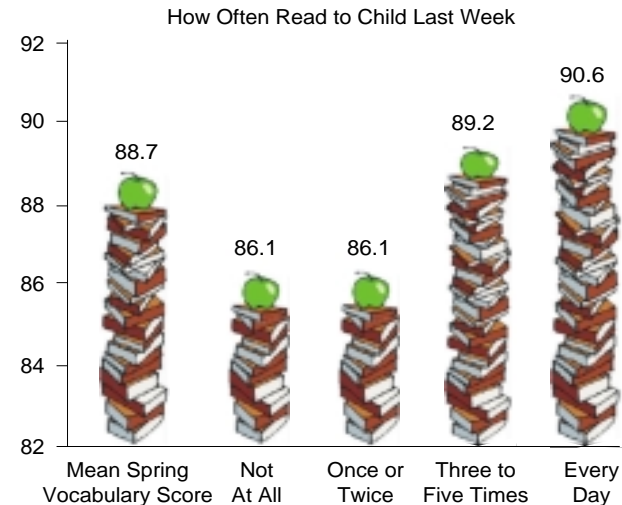
- Have one or two parents employed.
- Have 4 or 5 members (mean of 4.47).

Additionally, almost a third of families saw or heard violent crime in their neighborhood.

Reading to Children

Children whose parents read to them on a daily basis have higher vocabulary scores. Most Head Start families reported reading to their child three or more times a week.

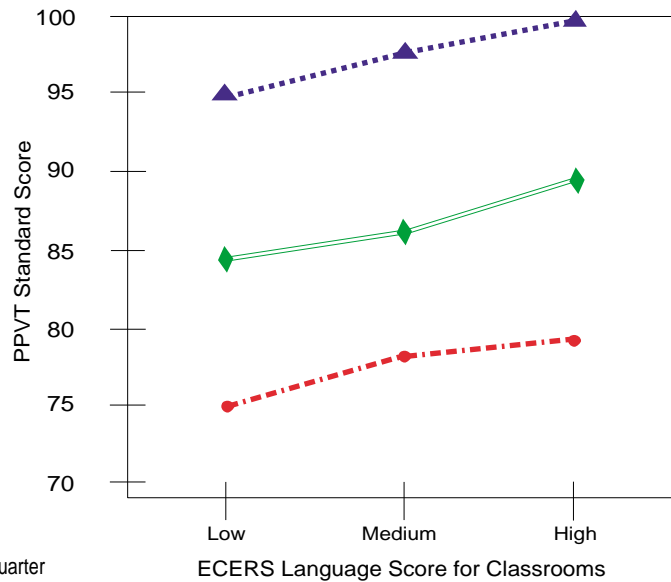
Spring 1998 data



Benefits to Children

Classroom Quality Affects Children's Development

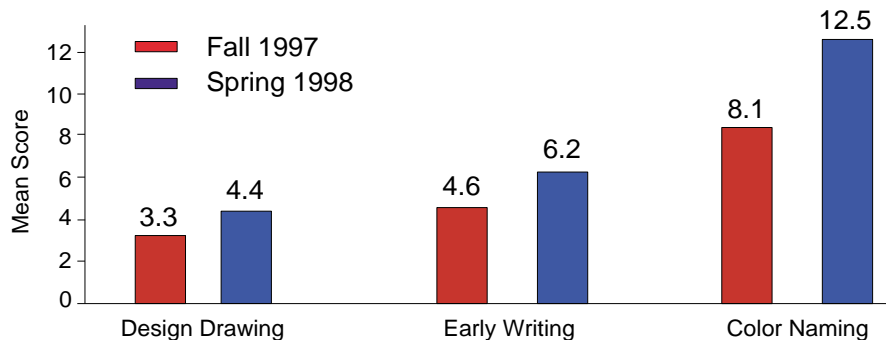
Head Start classrooms that received higher ratings on specific aspects of program quality, such as having richer language learning opportunities, also had children who performed significantly better on assessment tasks, regardless of their baseline ability.



Spring 1997 data
 ▲ Highest Quarter
 ◆ Median
 ● Lowest Quarter

Gains of Spanish-Speaking Head Start Children

Language-minority children in Head Start show gains in school readiness and in their knowledge of English. By Spring, most Spanish-speaking children in predominantly English-language programs are able to perform a number of school-related tasks better in English than they had in Spanish in the Fall, or at least as well. Spanish-speaking children in predominantly English-language programs have similar fine motor and early writing skills as their English-speaking peers, but continue to trail other children on tasks that require English-language proficiency.



Benefits to Children

What Head Start Children Can Do

At the end of the program year, the typical Head Start child possesses a variety of cognitive and social skills that signify a readiness to learn in kindergarten.



- Tell his/her full name and age
- Identify ten basic colors by name
- Show the meaning of basic shape and action words
- Count four objects & solve simple addition & subtraction problems
- Use a pencil to copy a circle or letters like "Z" and "E"
- Correctly repeat a series of 4 spoken digits
- Show the front cover of a story book and open it to start reading
- Answer simple factual questions about a story read to him/her
- Use free time in acceptable ways
- Help in putting work materials away
- Follow the teacher's directions
- Join in activities without being told
- Follow the rules when playing games
- Wait their turn in a game



What Head Start Children Can Not Yet Do

However, there are some skills a typical soon-to-be graduate of Head Start has not yet accomplished.

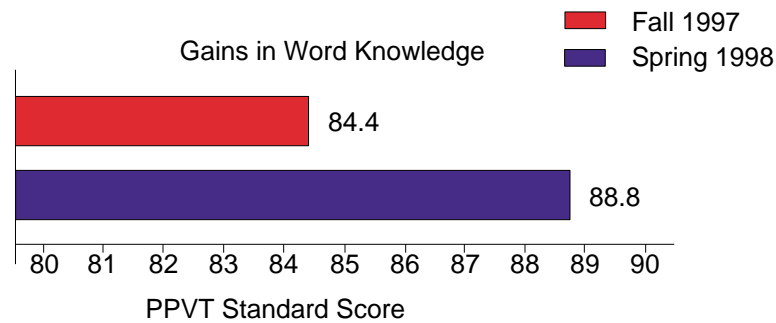
- Tell his/her home address
- Identify most letters of the alphabet
- Show the meaning of less basic shape and action words
- Know that you go from left to right and top to bottom when reading English text
- Accept classmates' ideas for play
- Invite others to join in activities



Benefits to Children

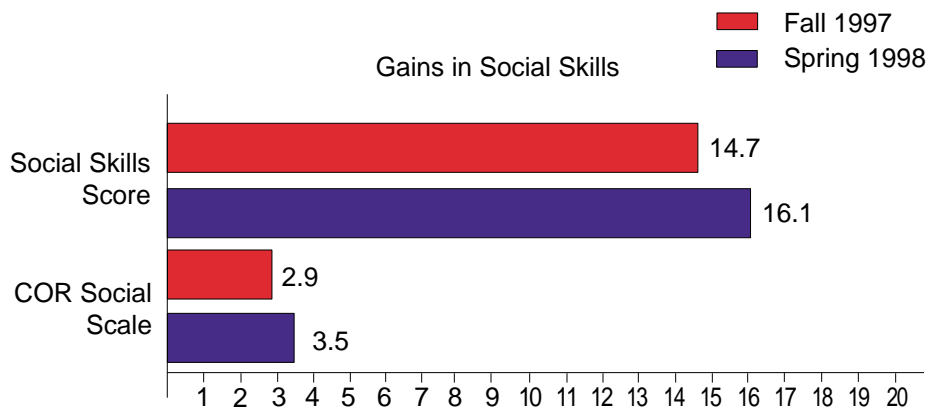
Head Start Children Showed Significant Growth in Their Vocabularies

Over the program year, Head Start children showed significant expansion of their vocabularies and early writing skills. Notably, the proportion of children scoring close to or above the national mean expanded dramatically from 24 to 34 percent from Fall to Spring—nearly a 40 percent increase. However, children showed little progress in letter recognition and book knowledge. While more than two-thirds of teachers reported teaching these skills on a daily basis, these activities were taught far less frequently than any other classroom activity related to academic preparation.



Head Start Children's Social Skills and Relationships Improve

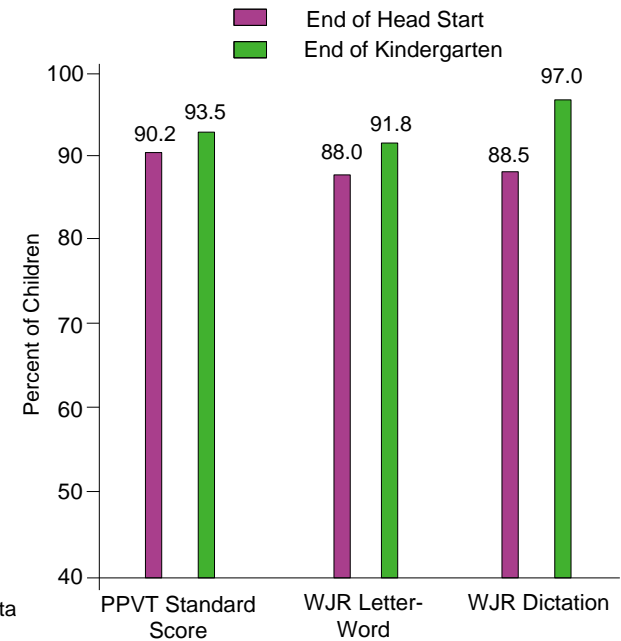
Head Start children showed significant gains in their social skills and cooperative behaviors as rated by teachers and parents. According to teachers, children's social relationships also improved during the program year. However, the number of children with behavior problems (such as emotional or conduct problems), although small, did not change over the course of the year.



Benefits to Children

Head Start Children's Progress in Kindergarten

Children leaving Head Start are indeed "ready to learn," because they have learned a great deal by the end of kindergarten. In fact, Head Start graduates' improvement exceeded the growth expected of a typical kindergartner. Head Start graduates showed significant gains in vocabulary, letter recognition, writing, and other prereading skills.



Spring 1997 and Spring 1998 data

Head Start Children Compared to Other Low-Income Children

Head Start children were performing above the levels of other low-income children on a measure of vocabulary.

