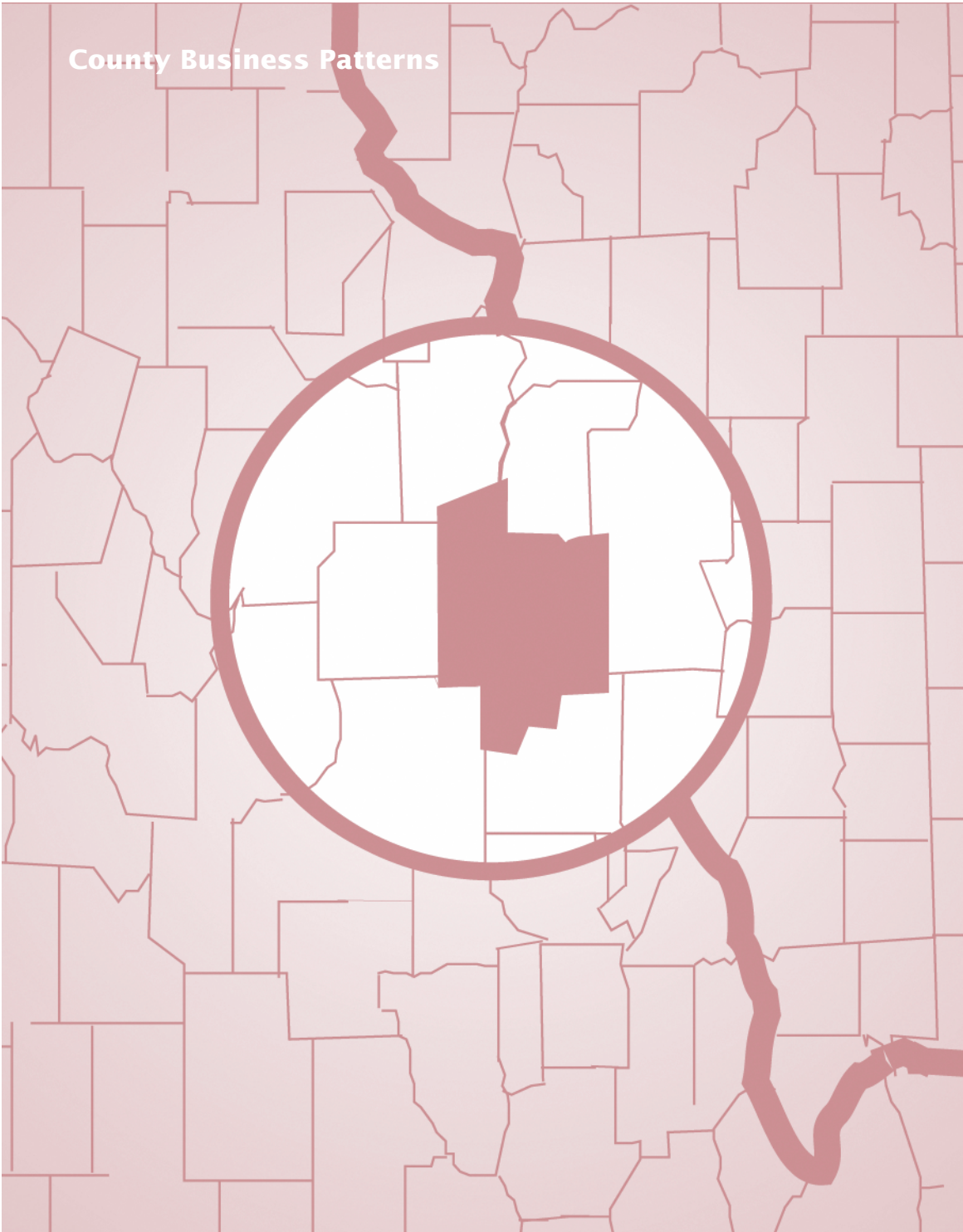


# Minnesota: 2003

Issued September 2005

CBP/03-25

## County Business Patterns



U S C E N S U S B U R E A U

*Helping You Make Informed Decisions*

U.S. Department of Commerce  
Economics and Statistics Administration  
U.S. CENSUS BUREAU



## ACKNOWLEDGMENTS

This report was prepared under the general direction of **Franklin Winters**, Assistant Division Chief for Research and Methodology, Economic Planning and Coordination Division. **Paul Hanczaryk**, Chief, Register Analysis Branch, supervised the preparation of this report and was assisted by **Susan Keehan**, **Phil Thompson**, and **Jim Warden**. **Stefan Belliveau**, **Joel Fowler**, **Mary Green**, **Lavelle Lee**, **Tracy Palmer**, and **Jon Youngman** contributed in resolving establishment processing problems and in data analysis. **David Chapman** contributed to the editing system and provided other methodological improvements.

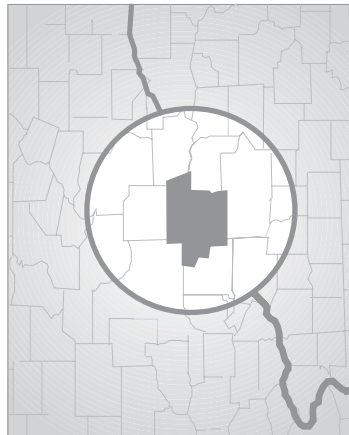
Additional data analysis was provided by the staffs of **Bernard J. Fitzpatrick**, Assistant Division Chief for Collection Activities, Economic Planning and Coordination Division, assisted by **David Eade**; and **Mark Grice**, Assistant Division Chief, Processing, National Processing Center, assisted by **Marsha Sowders** and **Jan Speaker**. Statistical methodology and quality assurance operations were performed by **Michael Kornbau**, **Steve Klement**, **Thomas Cevis**, and **Michelle Vile**.

**Steven McCraith**, Chief, Census Related Surveys Branch, Economic Statistical Methods and Programming Division, assisted by **Dan Vacca**, supervised computer support operations. **Jerry Richards** and **Bob Penrod** provided additional support for computer operations.

**Bernadette J. Beasley**, **Michael T. Browne**, and **Kevin Proctor** of the Administrative and Customer Services Division, **Walter C. Odom**, Chief, provided publications and printing management, graphics design and composition, and editorial review for print and electronic media. General direction and production management were provided by **James R. Clark**, Assistant Division Chief, and **Susan L. Rappa**, Chief, Publications Services Branch.

Special acknowledgment is also due the many businesses whose cooperation has contributed to the publication of these data.

## County Business Patterns



**U.S. Department of Commerce**  
**Carlos M. Gutierrez,**  
Secretary

**David A. Sampson,**  
Deputy Secretary

**Economics and Statistics  
Administration**  
**Kathleen B. Cooper,**  
Under Secretary for  
Economic Affairs

**U.S. CENSUS BUREAU**  
**Charles Louis Kincannon,**  
Director

---

SUGGESTED CITATION

U.S. Census Bureau,  
County Business Patterns 2003

**MINNESOTA**

Washington, DC,  
2005



**Economics  
and Statistics  
Administration**

**Kathleen B. Cooper,**  
Under Secretary  
for Economic Affairs



**U.S. CENSUS BUREAU**

**Charles Louis Kincannon,**  
Director

**Hermann Habermann,**  
Deputy Director and  
Chief Operating Officer

**Thomas L. Mesenbourg,**  
Associate Director  
for Economic Programs

**Thomas L. Mesenbourg,**  
Acting Assistant Director  
for Economic Programs

**Shirin A. Ahmed,**  
Chief, Economic  
Planning and Coordination Division

CONTENTS

General Explanation	
Introduction .....	IV
Industry Classifications .....	IV
Comparability With Other Data .....	V
Data Products .....	V
Sources of Data .....	VI
Definitions of Basic Data Items .....	VI
Industry and Geography Classifications .....	VII
Data Withheld From Publication .....	VIII
Reliability of Data .....	VIII
Abbreviations and Symbols .....	VIII
State Map .....	IX
Tables	
1. The State—Establishments, Employees, and Payroll by Major Group: 2003 and 2002 .....	1
2. The State—Employees, Payroll, and Establishments by Industry: 2003 .....	3
3. The State—Employees and Annual Payroll by Employment-Size Class: 2003 .....	32
4. The State—Establishments With 1,000 Employees or More by Major Group and Employment-Size Class: 2003 .....	37
5. The State—Employees, Payroll, and Establishments by County: 2003 and 2002 .....	38
6. Counties—Employees, Payroll, and Establishments by Industry: 2003 .....	39
Description of Publications Issued in Previous Years—Inside Back Cover	

# General Explanation

---

## INTRODUCTION

County Business Patterns is an annual series that provides subnational economic data by industry. The series is useful for studying the economic activity of small areas; analyzing economic changes over time; and as a benchmark for statistical series, surveys, and databases between economic censuses. Businesses use the data for analyzing market potential, measuring the effectiveness of sales and advertising programs, setting sales quotas, and developing budgets. Government agencies use the data for administration and planning.

County Business Patterns covers most of the country's economic activity. The series excludes data on self-employed individuals, employees of private households, railroad employees, agricultural production employees, and most government employees.

This series has been published annually since 1964 and at irregular intervals dating back to 1946. The comparability of data over time may be affected by definitional changes in establishments, activity status, and industrial classifications. For more details on these changes, see the section "Comparability With Other Data."

## INDUSTRY CLASSIFICATIONS

Beginning in 1998, data from the County Business Patterns series are published primarily on the basis of the North American Industry Classification System (NAICS). Earlier County Business Patterns data were published according to the Standard Industrial Classification (SIC) system. While many of the individual NAICS industries correspond directly to industries as defined under the SIC system, most of the aggregate NAICS groupings do not.

Particular care should be taken in comparing data for retail trade, wholesale trade, and manufacturing, which are sector titles used in both NAICS and SIC, but cover somewhat different groups of industries. For more information on NAICS and changes from the SIC system, go to [www.census.gov/epcd/www/naics.html](http://www.census.gov/epcd/www/naics.html).

The 2003 County Business Patterns series includes the following NAICS sectors:

<i>Sector</i>	<i>Description</i>
11	Forestry, Fishing, Hunting, and Agriculture Support
21	Mining
22	Utilities
23	Construction
31-33	Manufacturing
42	Wholesale Trade
44-45	Retail Trade
48-49	Transportation and Warehousing
51	Information
52	Finance and Insurance
53	Real Estate and Rental and Leasing
54	Professional, Scientific, and Technical Services
55	Management of Companies and Enterprises
56	Administrative and Support and Waste Management and Remediation Services
61	Educational Services
62	Health Care and Social Assistance
71	Arts, Entertainment, and Recreation
72	Accommodation and Food Services
81	Other Services (except Public Administration)
99	Unclassified

---

County Business Patterns data are tabulated by industry as defined in the manual entitled *North American Industry Classification System: United States, 2002* with some exceptions.

The 2003 County Business Patterns covers all NAICS industries except crop and animal production (NAICS 111,112), rail transportation (NAICS 482), Postal Service (NAICS 491), pension, health, welfare, and vacation funds (NAICS 525110, 525120, 525190), trusts, estates, and agency accounts (NAICS 525920), private households (NAICS 814), and public administration (NAICS 92).

## **COMPARABILITY WITH OTHER DATA**

### **Earlier County Business Patterns**

The comparability of data with previous County Business Patterns series may be affected by the following revisions:

- Beginning with the 2003 County Business Patterns series, the industry classifications are based on the 2002 North American Industry Classification System (NAICS). The revisions from the 1997 NAICS are primarily in the Construction, Wholesale Trade, Retail Trade, and Information sectors. A complete description of the changes in NAICS codes from 1997 to 2002 is located at the following link: <[www.census.gov/epcd/naics02](http://www.census.gov/epcd/naics02)>.
- Beginning with the 2003 County Business Patterns survey, cases previously classified under NAICS code 95 (auxiliaries) are coded in the operating NAICS sector of the establishment.
- The change in industrial classification systems from the Standard Industrial Classification (SIC) system to the NAICS that occurred in 1998. A complete description of the correspondence between the SIC system and the NAICS is located at the following link: <[www.census.gov/epcd/www/naicstab.htm](http://www.census.gov/epcd/www/naicstab.htm)>.
- The change in definition of “active” establishments in 1983.
- The change from a “reporting unit” concept to “establishment”-based data in 1974.

A description of previous County Business Patterns publications is provided on the inside back cover.

### **2002 Economic Census**

Definitional and coverage differences may affect the direct comparison of 2002 Economic Census and County Business Patterns data. Definitions of an establishment, employment, and payroll are detailed in the introductory text of each publication.

The 2002 Economic Census generally uses respondent-reported data. County Business Patterns uses administrative record data for small establishments. Although efforts are made to resolve significant differences in the data, differences are known to exist.

Some large companies report different activities at the same location as separate profit centers. The County Business Patterns program treats each profit center as a separate establishment. The 2002 Economic Census may combine the profit centers into one establishment. This results in establishment count differences.

## **DATA PRODUCTS**

### **Reports**

The County Business Patterns data series includes a separate printed report for each state, the District of Columbia, Puerto Rico, and the United States. Individual state reports present payroll and employment data for the state and counties by industry. The reports also include the number of establishments by industry and employment size class.

The United States report presents similar data for the country as a whole. In addition, the U.S. report provides employment and payroll data by employment size class for major industry groups.

Data for industries with fewer than 100 employees, as well as data for detailed industries withheld to avoid disclosing data for individual companies, are not shown in the printed reports. However, these data are available on CD-ROM and other computer products.

---

## **Electronic Data Formats**

County Business Patterns series data are available on CD-ROM, which includes software for creating County Business Patterns data files compatible with popular database and spreadsheet software. In addition, ZIP Code Business Patterns data are available on DVD-ROM starting in 2002 and on CD-ROM for previous years. ZIP Code Business Patterns data are available shortly after the release of County Business Patterns and include the number of establishments by NAICS industry.

Publications also are available in Portable Document Format (PDF) at <[www.census.gov/prod/www/abs/cbpttotal.html](http://www.census.gov/prod/www/abs/cbpttotal.html)>. In order to view these files, you will need the Adobe® Acrobat® Reader, which is available for free from the Adobe Web site at <[www.adobe.com](http://www.adobe.com)>. Alternatively, the Census Bureau will print the publication, give it a glue binding, and ship it to you for a fee.

For information and options to order County Business Patterns data products, contact:

Customer Services Center  
Marketing Services Office  
U.S. Census Bureau  
Washington, DC 20233

Telephone: 301-763-INFO (4636)  
Internet address: [www.census.gov](http://www.census.gov)

## **Special Tabulations**

Special tabulations of County Business Patterns are available on a cost-reimbursable basis. For more information, contact:

U.S. Census Bureau  
Economic Planning and Coordination Division  
Register Analysis Branch  
Washington, DC 20233

Telephone: 301-763-2580  
Fax: 301-457-4433  
E-mail: [epcd.county.business.patterns@census.gov](mailto:epcd.county.business.patterns@census.gov)

## **SOURCES OF DATA**

County Business Patterns basic data items are extracted from the Business Register, a file of all known single and multiestablishment employer companies maintained and updated by the U.S. Census Bureau. The annual Company Organization Survey provides individual establishment data for multiestablishment companies. Data for single-establishment companies are obtained from various Census Bureau programs, such as the Annual Survey of Manufactures and Current Business Surveys, as well as from administrative records of the Internal Revenue Service, the Social Security Administration, and the Bureau of Labor Statistics.

## **DEFINITIONS OF BASIC DATA ITEMS**

### **Establishments**

An establishment is a single physical location at which business is conducted or services or industrial operations are performed. It is not necessarily identical with a company or enterprise, which may consist of one or more establishments. When two or more activities are carried on at a single location under a single ownership, all activities generally are grouped together as a single establishment. The entire establishment is classified on the basis of its major activity and all data are included in that classification.

Establishment-size designations are determined by paid employment in the mid-March pay period. The size group "1 to 4" includes establishments that did not report any paid employees in the mid-March pay period but paid wages to at least one employee at some time during the year.



---

Establishment counts represent the number of locations with paid employees any time during the year. This series excludes governmental establishments except for wholesale liquor establishments (NAICS 4248), retail liquor stores (NAICS 44531), Federally-chartered savings institutions (NAICS 522120), Federally-chartered credit unions (NAICS 522130), and hospitals (NAICS 622).

### **Payroll**

Total payroll includes all forms of compensation, such as salaries, wages, reported tips, commissions, bonuses, vacation allowances, sick-leave pay, employee contributions to qualified pension plans, and the value of taxable fringe benefits. For corporations, it includes amounts paid to officers and executives; for unincorporated businesses, it does not include profit or other compensation of proprietors or partners. Payroll is reported before deductions for Social Security, income tax, insurance, union dues, etc. First-quarter payroll consists of payroll during the January-to-March quarter.

### **Mid-March Employment**

Paid employment consists of full- and part-time employees, including salaried officers and executives of corporations, who are on the payroll in the pay period including March 12. Included are employees on paid sick leave, holidays, and vacations; not included are proprietors and partners of unincorporated businesses.

## **INDUSTRY AND GEOGRAPHY CLASSIFICATIONS**

The quinquennial economic censuses are the primary source for industry and geography classifications. The annual Company Organization Survey, Annual Survey of Manufactures, Current Business Surveys, and other Census Bureau programs provide regular updates.

### **Industry Classification**

Additional sources for assigning industry classifications are the Social Security Administration, the Internal Revenue Service, and the Bureau of Labor Statistics. These sources provide industry classification information for new businesses and businesses not canvassed in the Census Bureau programs. Establishments without sufficient industry information are tabulated in the “unclassified establishments” group.

Industry classifications are explained in an appendix in the U.S. Summary. The industry titles used throughout this series are the short NAICS titles; complete descriptions are contained in the manual entitled *North American Industry Classification System: United States, 2002*.

### **Geography Classification**

Most geography codes are derived from the physical location address reported in Census Bureau programs. The Internal Revenue Service provides supplemental address information. Those employers without a fixed location within a state (or of unknown county location) are included under a “statewide” classification at the end of the county tables. This incomplete detail causes only slight understatement of county employment. The independent cities in Virginia, and the cities of Baltimore, MD; Carson City, NV; and St. Louis, MO, are treated as separate counties.

### **Employee Leasing Services**

Historically, the permanent on-site work force at a business location were paid employees of that establishment. This traditional practice of firms directly hiring employees is still the dominant employer/employee relationship in the United States. However, over the past decade a new work force arrangement has emerged.

Under this new arrangement, a company commonly known as an employee leasing company or professional employer organization (PEO) operates in a co-employment relationship with client businesses. Employee leasing establishments typically acquire and lease back some or all of the employees of their clients, and serve as the employer of record of the leased employees for payroll, benefits, and related purposes.

---

The 2003 County Business Patterns shows over 1.56 million employees in employee leasing services (NAICS 561330), up from 1.18 million employees published in the 2002 CBP. Clearly, the employees are not classified in the predominant industry of the client businesses. Also, leasing companies may pay these employees out of a single payroll office. This may result in the leasing company's employment and payroll data being reported in the county where the payroll office is located, thus distorting the data for that county. In some cases, many thousands of employees may be paid from a single payroll office. Therefore, for geography purposes, we may publish employee-leasing establishments in the "statewide" category in states where such payroll offices are located, as these establishments service multiple counties.

#### **DATA WITHHELD FROM PUBLICATION**

In accordance with U.S. Code, Title 13, Section 9, no data are published that would disclose the operations of an individual employer. However, the number of establishments in an industry classification and the distribution of these establishments by employment-size class are not considered to be disclosures, and so this information may be released even though other information is withheld from publications.

#### **RELIABILITY OF DATA**

All data are tabulated from universe files and are not subject to sampling errors. However, the data are subject to nonsampling errors. Nonsampling errors can be attributed to many sources: inability to identify all cases in the universe; definition and classification difficulties; differences in interpretation of questions; errors in recording or coding the data obtained; and estimation of employers who reported too late to be included in the tabulations and for records with missing or misreported data.

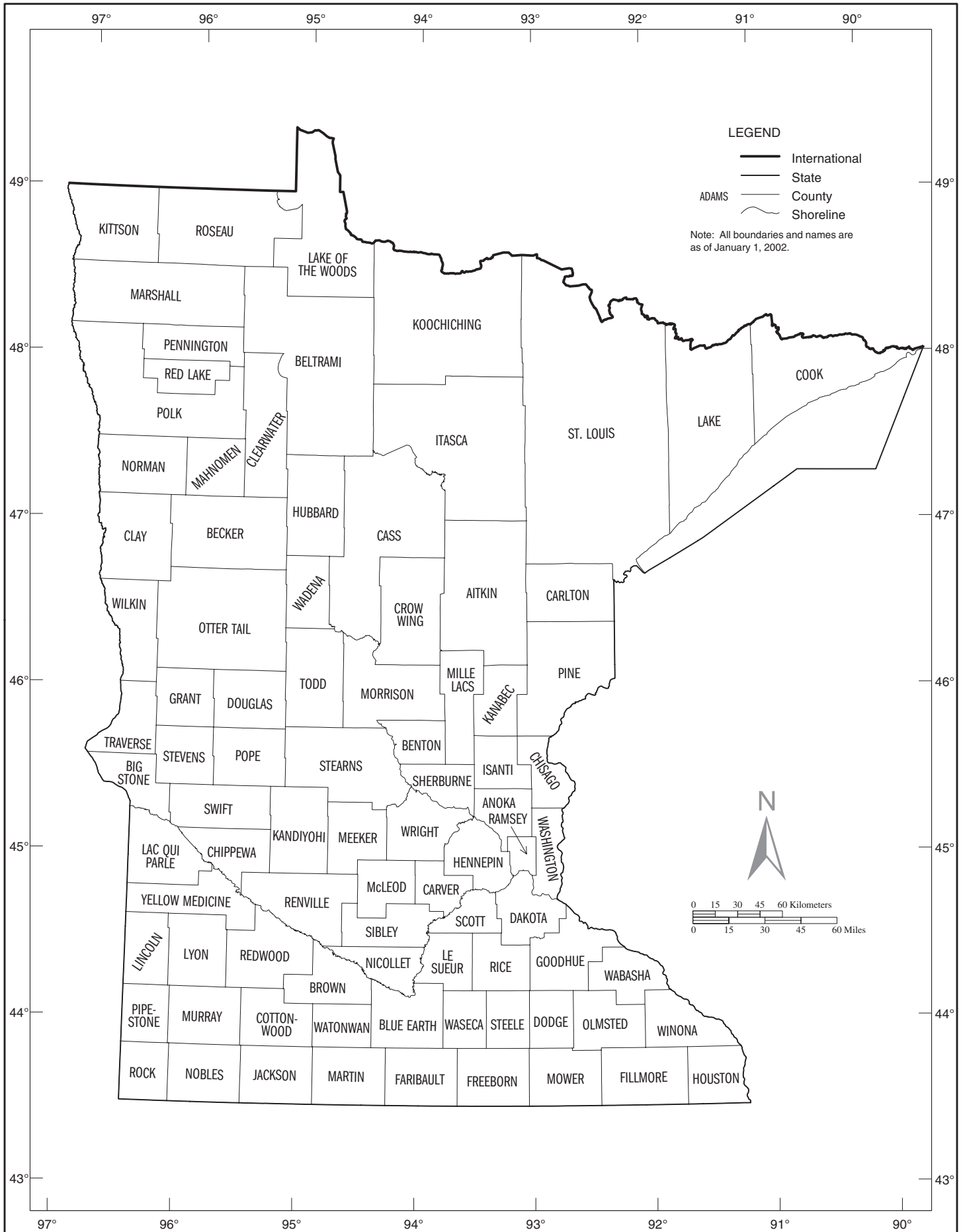
The accuracy of the data is determined by the joint effects of the various nonsampling errors. No direct measurement of these effects has been obtained; however, precautionary steps were taken in all phases of collection, processing, and tabulation to minimize the effects of nonsampling errors.

#### **ABBREVIATIONS AND SYMBOLS**

The following abbreviations and symbols are used in this publication:

–	Represents zero.
A–C, E–M	Entered in place of employment data, represents an employment-size class as defined in the footnote of the tables.
(D)	Withheld to avoid disclosing data for individual companies; data are included in broader industry totals.
n.e.c.	Not elsewhere classified.
NAICS	North American Industry Classification System.

# County Business Patterns--Minnesota



**Table 1. The State—Establishments, Employees, and Payroll by Major Group: 2003 and 2002**

[Excludes most government employees, railroad employees, and self-employed persons. (D) denotes figures withheld to avoid disclosing data for individual companies; the data are included in broader industry totals. For explanation of terms, abbreviations, and data reliability/comparability, see introductory text]

NAICS code	Major group	2003				2002			
		Number of establishments	Number of employees for week including March 12	Payroll (\$1,000)		Number of establishments	Number of employees for week including March 12	Payroll (\$1,000)	
				First quarter	Annual			First quarter	Annual
	<b>Total .....</b>	<b>145 861</b>	<b>2 382 177</b>	<b>21 367 691</b>	<b>87 297 655</b>	<b>143 953</b>	<b>2 359 593</b>	<b>20 736 541</b>	<b>84 527 829</b>
<b>11</b>	<b>Forestry, fishing, hunting, and agriculture support .....</b>	<b>481</b>	<b>2 315</b>	<b>14 664</b>	<b>57 415</b>	<b>494</b>	<b>2 326</b>	<b>14 945</b>	<b>56 767</b>
113	Forestry and logging .....	206	(G)	(D)	(D)	212	998	7 137	23 353
114	Fishing, hunting & trapping .....	21	(C)	(D)	(D)	20	184	1 124	4 967
115	Agriculture & forestry support activities .....	254	1 139	6 496	29 621	262	1 144	6 684	28 447
<b>21</b>	<b>Mining .....</b>	<b>162</b>	<b>5 207</b>	<b>75 215</b>	<b>251 565</b>	<b>165</b>	<b>5 230</b>	<b>74 062</b>	<b>280 998</b>
211	Oil & gas extraction .....	14	(B)	(D)	(D)	11	113	1 597	4 103
212	Mining (except oil & gas) .....	132	5 008	73 416	243 435	142	5 059	71 986	274 754
213	Mining support activities .....	16	(C)	(D)	(D)	12	58	479	2 141
<b>22</b>	<b>Utilities .....</b>	<b>299</b>	<b>12 822</b>	<b>229 612</b>	<b>859 831</b>	<b>310</b>	<b>12 492</b>	<b>241 507</b>	<b>828 882</b>
221	Utilities .....	299	12 822	229 612	859 831	310	12 492	241 507	828 882
<b>23</b>	<b>Construction .....</b>	<b>17 324</b>	<b>118 294</b>	<b>1 179 921</b>	<b>5 882 366</b>	<b>16 319</b>	<b>117 308</b>	<b>1 188 169</b>	<b>5 774 562</b>
233	Building, developing & general contracting .....	—	—	—	—	5 058	32 336	349 977	1 519 397
234	Heavy construction .....	—	—	—	—	991	11 995	140 437	974 987
235	Special trade contractors .....	—	—	—	—	10 270	72 977	697 755	3 280 178
236	Construction of Buildings .....	5 123	30 245	317 067	1 406 024	—	—	—	—
237	Heavy and Civil Engineering Construction .....	1 248	13 649	149 293	1 027 683	—	—	—	—
238	Specialty Trade Contractors .....	10 953	74 400	713 561	3 448 659	—	—	—	—
<b>31-33</b>	<b>Manufacturing .....</b>	<b>7 963</b>	<b>339 507</b>	<b>3 646 455</b>	<b>14 458 139</b>	<b>7 953</b>	<b>336 128</b>	<b>3 451 630</b>	<b>13 932 060</b>
311	Food mfg .....	705	46 875	376 841	1 596 174	664	42 833	342 901	1 465 323
312	Beverage & tobacco product mfg .....	38	1 316	10 981	51 460	37	1 362	12 709	55 267
313	Textile mills .....	33	688	6 233	25 794	38	(F)	(D)	(D)
314	Textile product mills .....	141	2 078	12 378	50 898	136	1 597	10 852	46 969
315	Apparel manufacturing .....	147	1 421	7 901	34 059	140	1 600	9 322	49 326
316	Leather & allied product mfg .....	31	1 775	20 900	68 484	26	(G)	(D)	(D)
321	Wood product mfg .....	366	15 831	174 806	647 809	378	15 638	146 036	660 901
322	Paper mfg .....	124	13 363	146 844	592 019	133	13 267	148 825	622 264
323	Printing & related support activities .....	881	31 862	304 877	1 226 430	893	31 055	285 951	1 146 924
324	Petroleum & coal products mfg .....	27	1 731	28 894	123 924	28	1 712	27 886	121 366
325	Chemical mfg .....	256	10 309	152 645	577 950	243	6 716	76 876	316 223
326	Plastics & rubber products mfg .....	379	15 965	137 141	564 749	371	16 494	142 641	600 513
327	Nonmetallic mineral product mfg .....	304	8 530	81 295	393 196	326	9 379	87 201	406 560
331	Primary metal mfg .....	107	6 876	70 416	286 028	114	7 030	69 138	284 449
332	Fabricated metal product mfg .....	1 521	38 656	396 409	1 611 828	1 575	42 812	427 690	1 731 581
333	Machinery mfg .....	818	33 733	382 897	1 474 366	833	32 918	353 446	1 383 700
334	Computer & electronic product mfg .....	405	48 096	712 583	2 594 642	426	50 815	698 994	2 588 449
335	Electrical equip, appliance & component mfg .....	138	11 398	120 161	479 620	140	11 551	116 495	458 105
336	Transportation equipment mfg .....	207	16 903	162 895	678 082	193	15 389	143 542	608 667
337	Furniture & related product mfg .....	607	12 544	101 775	425 879	575	11 012	84 752	358 931
339	Miscellaneous mfg .....	728	19 557	237 583	954 748	684	20 672	247 518	947 851
<b>42</b>	<b>Wholesale trade .....</b>	<b>8 770</b>	<b>131 455</b>	<b>1 700 959</b>	<b>6 903 472</b>	<b>9 166</b>	<b>131 012</b>	<b>1 586 537</b>	<b>6 537 052</b>
421	Wholesale trade, durable goods .....	—	—	—	—	6 063	82 290	1 086 255	4 486 105
422	Wholesale trade, nondurable goods .....	—	—	—	—	3 103	48 722	500 282	2 050 947
423	Merchant Wholesalers, Durable Goods .....	4 883	79 002	1 133 274	4 517 662	—	—	—	—
424	Merchant Wholesalers, Nondurable Goods .....	2 614	45 524	480 541	2 019 190	—	—	—	—
425	Wholesale Electronic Markets and Agents and Brokers .....	1 273	6 929	87 144	366 620	—	—	—	—
<b>44-45</b>	<b>Retail trade .....</b>	<b>21 086</b>	<b>309 317</b>	<b>1 576 417</b>	<b>6 657 030</b>	<b>21 095</b>	<b>310 026</b>	<b>1 597 659</b>	<b>6 730 130</b>
441	Motor vehicle & parts dealers .....	2 490	36 659	287 520	1 266 282	2 394	36 308	280 232	1 230 274
442	Furniture & home furnishing stores .....	1 183	11 674	69 597	296 660	1 211	11 972	71 089	310 946
443	Electronics & appliance stores .....	887	12 997	126 897	579 831	909	13 261	143 007	647 931
444	Bldg material & garden equip & supp dealers .....	2 238	27 460	175 666	749 880	2 349	28 565	187 394	813 985
445	Food & beverage stores .....	2 604	54 353	212 201	863 221	2 650	56 523	212 483	885 651
446	Health & personal care stores .....	1 297	16 952	89 323	379 260	1 295	16 920	87 698	360 101
447	Gasoline stations .....	2 519	25 812	94 444	389 182	2 476	25 089	86 060	355 937
448	Clothing & clothing accessories stores .....	2 303	24 305	85 787	347 607	2 322	23 278	79 960	333 577
451	Sporting goods, hobby, book & music stores .....	1 277	15 680	51 831	212 731	1 344	15 013	49 071	200 734
452	General merchandise stores .....	627	52 268	211 196	874 675	599	51 640	219 129	882 882
453	Miscellaneous store retailers .....	2 390	17 024	55 638	239 486	2 478	17 768	61 813	265 442
454	Nonstore retailers .....	1 271	14 133	116 317	458 215	1 068	13 689	119 723	442 670
<b>48-49</b>	<b>Transportation &amp; warehousing .....</b>	<b>4 507</b>	<b>77 246</b>	<b>736 811</b>	<b>2 926 177</b>	<b>4 287</b>	<b>71 996</b>	<b>676 201</b>	<b>2 834 475</b>
481	Air transportation .....	68	20 763	286 861	1 051 319	69	(J)	(D)	(D)
483	Water transportation .....	15	(E)	(D)	(D)	16	(F)	(D)	(D)
484	Truck transportation .....	2 815	21 971	182 895	783 609	2 732	22 270	185 392	806 491
485	Transit & ground passenger transportation .....	484	12 792	51 631	207 742	485	11 278	44 337	177 000
486	Pipeline transportation .....	63	(F)	(D)	(D)	55	524	9 115	32 064
487	Scenic & sightseeing transportation .....	20	(C)	(D)	(D)	23	154	400	2 744
488	Transportation support activities .....	584	6 136	62 574	243 424	527	5 049	43 804	186 469
492	Couriers & messengers .....	287	9 647	69 979	281 425	264	9 863	67 552	289 221
493	Warehousing & storage .....	171	4 899	68 760	292 673	116	1 805	12 651	52 465
<b>51</b>	<b>Information .....</b>	<b>2 754</b>	<b>69 793</b>	<b>898 251</b>	<b>3 493 845</b>	<b>2 774</b>	<b>63 816</b>	<b>762 615</b>	<b>2 985 948</b>
511	Publishing industries .....	769	26 642	406 574	1 573 817	804	24 680	342 855	1 290 439
512	Motion picture & sound recording industries .....	393	4 484	19 084	81 729	406	4 632	20 662	86 626
513	Broadcasting & telecommunications .....	—	—	—	—	1 139	24 700	278 261	1 092 830
514	Information & data processing services .....	—	—	—	—	425	9 804	120 837	516 053
515	Broadcasting (except Internet) .....	223	5 251	52 373	212 830	—	—	—	—
516	Internet Publishing and Broadcasting .....	37	473	5 979	23 461	—	—	—	—
517	Telecommunications .....	879	19 592	252 991	953 955	—	—	—	—
518	Internet Service Providers, Web Search Portals, and Data Processing Serv .....	400	12 819	157 115	630 773	—	—	—	—
519	Other Information Services .....	53	532	4 135	17 280	—	—	—	—

See footnotes at end of table.

**Table 1. The State—Establishments, Employees, and Payroll by Major Group: 2003 and 2002—Con.**

[Excludes most government employees, railroad employees, and self-employed persons. (D) denotes figures withheld to avoid disclosing data for individual companies; the data are included in broader industry totals. For explanation of terms, abbreviations, and data reliability/comparability, see introductory text]

NAICS code	Major group	2003				2002			
		Number of establishments	Number of employees for week including March 12	Payroll (\$1,000)		Number of establishments	Number of employees for week including March 12	Payroll (\$1,000)	
				First quarter	Annual			First quarter	Annual
<b>52</b>	<b>Finance &amp; insurance</b> .....	<b>9 727</b>	<b>149 834</b>	<b>2 481 320</b>	<b>8 987 744</b>	<b>9 448</b>	<b>144 395</b>	<b>2 303 430</b>	<b>7 940 785</b>
521	Monetary authorities - central bank .....	1	(G)	(D)	(D)	1	(G)	(D)	(D)
522	Credit intermediation & related activities .....	3 635	65 883	910 893	3 275 836	3 557	60 027	833 934	2 973 243
523	Security, commodity contracts & like activity .....	1 789	19 211	508 155	1 792 227	1 672	24 338	638 567	1 845 517
524	Insurance carriers & related activities .....	4 264	63 185	1 045 725	3 849 659	4 179	58 633	815 365	3 055 103
525	Funds, trusts, & other financial vehicles (part) .....	38	(E)	(D)	(D)	39	(C)	(D)	(D)
<b>53</b>	<b>Real estate &amp; rental &amp; leasing</b> .....	<b>6 307</b>	<b>39 440</b>	<b>292 477</b>	<b>1 237 697</b>	<b>5 929</b>	<b>36 792</b>	<b>264 373</b>	<b>1 119 923</b>
531	Real estate .....	5 284	26 602	178 660	771 543	4 953	25 349	170 542	742 299
532	Rental & leasing services .....	973	11 511	86 105	354 875	934	10 859	83 368	338 972
533	Lessors of other nonfinancial intangible asset .....	50	1 327	27 712	111 279	42	584	10 463	38 652
<b>54</b>	<b>Professional, scientific &amp; technical services</b> .....	<b>15 776</b>	<b>124 672</b>	<b>1 562 045</b>	<b>6 575 527</b>	<b>15 559</b>	<b>119 240</b>	<b>1 480 730</b>	<b>6 190 921</b>
541	Professional, scientific & technical services .....	15 776	124 672	1 562 045	6 575 527	15 559	119 240	1 480 730	6 190 921
<b>55</b>	<b>Management of companies &amp; enterprises</b> .....	<b>1 019</b>	<b>89 980</b>	<b>1 696 993</b>	<b>6 419 280</b>	<b>1 075</b>	<b>101 578</b>	<b>1 803 951</b>	<b>6 813 868</b>
551	Management of companies & enterprises .....	1 019	89 980	1 696 993	6 419 280	1 075	101 578	1 803 951	6 813 868
<b>56</b>	<b>Admin, support, waste mgt, remediation services</b> .....	<b>6 679</b>	<b>133 653</b>	<b>851 095</b>	<b>3 666 989</b>	<b>6 557</b>	<b>132 438</b>	<b>818 091</b>	<b>3 429 702</b>
561	Administrative & support services .....	6 168	127 576	794 160	3 424 320	6 071	126 950	766 826	3 211 838
562	Waste management & remediation services .....	511	6 077	56 935	242 669	486	5 488	51 265	217 864
<b>61</b>	<b>Educational services</b> .....	<b>1 528</b>	<b>55 111</b>	<b>282 840</b>	<b>1 169 334</b>	<b>1 468</b>	<b>52 784</b>	<b>268 057</b>	<b>1 115 138</b>
611	Educational services .....	1 528	55 111	282 840	1 169 334	1 468	52 784	268 057	1 115 138
<b>62</b>	<b>Health care and social assistance</b> .....	<b>12 753</b>	<b>361 740</b>	<b>2 768 402</b>	<b>11 934 900</b>	<b>12 404</b>	<b>344 188</b>	<b>2 599 763</b>	<b>11 218 903</b>
621	Ambulatory health care services .....	6 761	118 586	1 203 467	5 472 420	6 557	108 666	1 100 130	4 984 177
622	Hospitals .....	147	100 114	921 293	3 848 247	170	99 990	896 427	3 740 691
623	Nursing & residential care facilities .....	2 637	85 487	411 821	1 661 921	2 517	80 806	386 612	1 588 467
624	Social assistance .....	3 208	57 553	231 821	952 312	3 160	54 726	216 594	905 568
<b>71</b>	<b>Arts, entertainment &amp; recreation</b> .....	<b>2 577</b>	<b>39 032</b>	<b>209 777</b>	<b>929 547</b>	<b>2 553</b>	<b>41 156</b>	<b>226 656</b>	<b>1 009 932</b>
711	Performing arts, spectator sports & related industries .....	698	7 215	96 744	411 502	714	6 956	87 907	388 567
712	Museums, historical sites & like institutions .....	178	2 425	14 882	59 748	182	2 522	16 821	63 212
713	Amusement, gambling & recreation industries .....	1 701	29 392	98 151	458 297	1 657	31 678	121 928	558 153
<b>72</b>	<b>Accommodation &amp; food services</b> .....	<b>10 363</b>	<b>202 768</b>	<b>588 267</b>	<b>2 512 398</b>	<b>10 265</b>	<b>198 460</b>	<b>541 709</b>	<b>2 323 343</b>
721	Accommodation .....	1 423	35 896	151 850	643 597	1 448	30 181	111 750	486 158
722	Food services & drinking places .....	8 940	166 872	436 417	1 868 801	8 817	168 279	429 959	1 837 185
<b>81</b>	<b>Other services (except public administration)</b> .....	<b>15 237</b>	<b>119 510</b>	<b>574 710</b>	<b>2 363 793</b>	<b>15 343</b>	<b>123 241</b>	<b>585 267</b>	<b>2 476 624</b>
811	Repair & maintenance .....	4 519	26 476	196 057	804 560	4 591	28 548	197 202	853 019
812	Personal & laundry services .....	3 772	28 965	119 557	507 581	3 740	29 042	122 152	522 518
813	Religious, grantmaking, civic, prof & like organizations .....	6 946	64 069	259 096	1 051 652	7 012	65 651	265 913	1 101 087
<b>95</b>	<b>Auxiliaries (exc corporate, subsidiary &amp; regional mgt)</b> .....	<b>-</b>	<b>-</b>	<b>-</b>	<b>-</b>	<b>295</b>	<b>14 746</b>	<b>250 273</b>	<b>914 257</b>
<b>99</b>	<b>Unclassified establishments</b> .....	<b>549</b>	<b>481</b>	<b>1 460</b>	<b>10 606</b>	<b>494</b>	<b>241</b>	<b>916</b>	<b>13 559</b>

Note 1: Employment-size classes are indicated as follows: A—0 to 19; B—20 to 99; C—100 to 249; E—250 to 499; F—500 to 999; G—1,000 to 2,499; H—2,500 to 4,999; I—5,000 to 9,999; J—10,000 to 24,999; K—25,000 to 49,999; L—50,000 to 99,999; M—100,000 or more.

Note 2: For Table 1, - Represents "Not applicable" for NAICS industries whose definitions have changed. These industries are primarily in the Construction, Wholesale Trade, Retail Trade, and Information sectors. Changes to NAICS codes can be found at [www.census.gov/epcd/naics02](http://www.census.gov/epcd/naics02). For other industries, - Represents zero.

**Table 2. The State—Employees, Payroll, and Establishments by Industry: 2003**

[Excludes most government employees, railroad employees, and self-employed persons. Size class 1 to 4 includes establishments with payroll, but no employees, during mid-March pay period. (D) denotes figures withheld to avoid disclosing data for individual companies; the data are included in broader industry totals. For explanation of terms, abbreviations, and data reliability/comparability, see introductory text]

NAICS code	Industry	Number of employees for week including March 12	Payroll (\$1,000)		Total number of establishments	Number of establishments by employment-size class								
			First quarter	Annual		1 to 4	5 to 9	10 to 19	20 to 49	50 to 99	100 to 249	250 to 499	500 to 999	1,000 or more
	<b>Total .....</b>	<b>2 382 177</b>	<b>21 367 691</b>	<b>87 297 655</b>	<b>145 861</b>	<b>78 575</b>	<b>26 894</b>	<b>19 211</b>	<b>12 948</b>	<b>4 522</b>	<b>2 624</b>	<b>719</b>	<b>220</b>	<b>148</b>
<b>11</b>	<b>Forestry, fishing, hunting, and agriculture support .....</b>	<b>2 315</b>	<b>14 664</b>	<b>57 415</b>	<b>481</b>	<b>318</b>	<b>108</b>	<b>36</b>	<b>15</b>	<b>4</b>	—	—	—	—
113	Forestry and logging .....	(G)	(D)	(D)	206	120	64	17	5	—	—	—	—	—
1131	Timber tract operations .....	(A)	(D)	(D)	4	3	1	—	—	—	—	—	—	—
11311	Timber tract operations .....	(A)	(D)	(D)	4	3	1	—	—	—	—	—	—	—
113110	Timber tract operations .....	(A)	(D)	(D)	4	3	1	—	—	—	—	—	—	—
1132	Forest nurseries & gathering forest products .....	(A)	(D)	(D)	5	5	—	—	—	—	—	—	—	—
11321	Forest nurseries & gathering forest products .....	(A)	(D)	(D)	5	5	—	—	—	—	—	—	—	—
113210	Forest nurseries & gathering forest products .....	(A)	(D)	(D)	5	5	—	—	—	—	—	—	—	—
1133	Logging .....	(F)	(D)	(D)	197	112	63	17	5	—	—	—	—	—
11331	Logging .....	(F)	(D)	(D)	197	112	63	17	5	—	—	—	—	—
113310	Logging .....	(F)	(D)	(D)	197	112	63	17	5	—	—	—	—	—
114	Fishing, hunting & trapping .....	(C)	(D)	(D)	21	12	5	3	—	1	—	—	—	—
1141	Fishing .....	(D)	(D)	(D)	6	6	—	—	—	—	—	—	—	—
11411	Fishing .....	(A)	(D)	(D)	6	6	—	—	—	—	—	—	—	—
114111	Finfish fishing .....	(A)	(D)	(D)	4	4	—	—	—	—	—	—	—	—
114112	Shellfish fishing .....	(A)	(D)	(D)	2	2	—	—	—	—	—	—	—	—
1142	Hunting & trapping .....	(C)	(D)	(D)	15	6	5	3	—	1	—	—	—	—
11421	Hunting & trapping .....	(C)	(D)	(D)	15	6	5	3	—	1	—	—	—	—
114210	Hunting & trapping .....	(C)	(D)	(D)	15	6	5	3	—	1	—	—	—	—
115	Agriculture & forestry support activities .....	1 139	6 496	29 621	254	186	39	16	10	3	—	—	—	—
1151	Crop production support activities .....	658	4 191	20 056	136	96	23	9	6	2	—	—	—	—
11511	Crop production support activities .....	658	4 191	20 056	136	96	23	9	6	2	—	—	—	—
115112	Soil preparation, planting, & cultivating ..	282	1 812	10 711	77	54	14	7	2	—	—	—	—	—
115113	Crop harvesting, primarily by machine ..	13	81	561	8	7	1	—	—	—	—	—	—	—
115114	Postharvest crop activities (exc ginning) .....	244	1 503	5 411	26	14	6	2	3	1	—	—	—	—
115115	Farm labor contractors & crew leaders ..	12	50	251	7	6	1	—	—	—	—	—	—	—
115116	Farm management services .....	107	745	3 122	18	15	1	—	1	1	—	—	—	—
1152	Animal production support activities .....	(E)	(D)	(D)	105	80	15	5	4	1	—	—	—	—
11521	Animal production support activities .....	(E)	(D)	(D)	105	80	15	5	4	1	—	—	—	—
115210	Animal production support activities .....	(E)	(D)	(D)	105	80	15	5	4	1	—	—	—	—
1153	Forestry support activities .....	(B)	(D)	(D)	13	10	1	2	—	—	—	—	—	—
11531	Forestry support activities .....	(B)	(D)	(D)	13	10	1	2	—	—	—	—	—	—
115310	Forestry support activities .....	(B)	(D)	(D)	13	10	1	2	—	—	—	—	—	—
<b>21</b>	<b>Mining .....</b>	<b>5 207</b>	<b>75 215</b>	<b>251 565</b>	<b>162</b>	<b>90</b>	<b>29</b>	<b>20</b>	<b>14</b>	<b>1</b>	<b>2</b>	<b>4</b>	<b>1</b>	<b>1</b>
211	Oil & gas extraction .....	(B)	(D)	(D)	14	12	—	1	1	—	—	—	—	—
2111	Oil & gas extraction .....	(B)	(D)	(D)	14	12	—	1	1	—	—	—	—	—
21111	Oil & gas extraction .....	(B)	(D)	(D)	14	12	—	1	1	—	—	—	—	—
211111	Crude petroleum & natural gas extraction .....	(B)	(D)	(D)	12	10	—	1	1	—	—	—	—	—
211112	Natural gas liquid extraction .....	(A)	(D)	(D)	2	2	—	—	—	—	—	—	—	—
212	Mining (except oil & gas) .....	5 008	73 416	243 435	132	69	25	17	12	1	2	4	1	1
2122	Metal ore mining .....	(H)	(D)	(D)	9	1	—	—	1	—	1	4	1	1
21221	Iron ore mining .....	(H)	(D)	(D)	9	1	—	—	1	—	1	4	1	1
212210	Iron ore mining .....	(H)	(D)	(D)	9	1	—	—	1	—	1	4	1	1
2123	Nonmetallic mineral mining & quarrying .....	(G)	(D)	(D)	123	68	25	17	11	1	1	—	—	—
21231	Stone mining & quarrying .....	(E)	(D)	(D)	34	13	9	5	7	—	—	—	—	—
212311	Dimension stone mining & quarrying ..	(B)	(D)	(D)	7	4	2	1	—	—	—	—	—	—
212312	Crushed & broken limestone mining & quarrying .....	(C)	(D)	(D)	20	9	3	3	5	—	—	—	—	—
212313	Crushed & broken granite mining & quarrying .....	(B)	(D)	(D)	3	—	1	—	2	—	—	—	—	—
212319	Other crushed & broken stone mining & quarrying .....	(B)	(D)	(D)	4	—	3	1	—	—	—	—	—	—
21232	Sand, gravel, clay, refractory minerals mining .....	(F)	(D)	(D)	87	54	15	12	4	1	1	—	—	—
212321	Construction sand & gravel mining .....	(F)	(D)	(D)	84	53	15	12	3	—	1	—	—	—
212322	Industrial sand mining .....	(B)	(D)	(D)	2	—	—	—	1	1	—	—	—	—
212324	Kaolin & ball clay mining .....	(A)	(D)	(D)	1	1	—	—	—	—	—	—	—	—
21239	Other nonmetallic mineral mining & quarrying .....	(A)	(D)	(D)	2	1	1	—	—	—	—	—	—	—
212399	All other nonmetallic mineral mining .....	(A)	(D)	(D)	2	1	1	—	—	—	—	—	—	—
213	Mining support activities .....	(C)	(D)	(D)	16	9	4	2	1	—	—	—	—	—
2131	Mining support activities .....	(C)	(D)	(D)	16	9	4	2	1	—	—	—	—	—
21311	Mining support activities .....	(C)	(D)	(D)	16	9	4	2	1	—	—	—	—	—
213111	Drilling oil & gas wells .....	(A)	(D)	(D)	7	6	1	—	—	—	—	—	—	—
213112	Oil & gas operations support activities ..	(B)	(D)	(D)	5	2	1	2	—	—	—	—	—	—
213114	Support activities for metal mining .....	(B)	(D)	(D)	1	—	—	—	1	—	—	—	—	—
213115	Nonmetallic minerals support activity (exc fuels) .....	(A)	(D)	(D)	3	1	2	—	—	—	—	—	—	—
<b>22</b>	<b>Utilities .....</b>	<b>12 822</b>	<b>229 612</b>	<b>859 831</b>	<b>299</b>	<b>90</b>	<b>49</b>	<b>47</b>	<b>61</b>	<b>20</b>	<b>20</b>	<b>10</b>	<b>1</b>	<b>1</b>
221	Utilities .....	12 822	229 612	859 831	299	90	49	47	61	20	20	10	1	1
2211	Elec pwr generation, transmsn & distribution .....	10 733	200 128	753 589	210	49	26	38	55	14	19	7	1	1
22111	Electric power generation .....	1 702	29 860	111 541	48	14	10	8	9	1	5	1	—	—
221111	Hydroelectric power generation .....	(B)	(D)	(D)	7	4	1	1	1	—	—	—	—	—
221112	Fossil fuel electric power generation .....	1 095	21 755	81 084	12	—	1	1	5	1	3	1	—	—
221119	Other electric power generation .....	(F)	(D)	(D)	29	10	8	6	3	—	2	—	—	—
22112	Electric pwr transmsn, control & distribution .....	9 031	170 268	642 048	162	35	16	30	46	13	14	6	1	1
221121	Electric bulk power transmission & control .....	(B)	(D)	(D)	2	1	—	—	—	1	—	—	—	—
221122	Electric power distribution .....	(I)	(D)	(D)	160	34	16	30	46	12	14	6	1	1

See footnotes at end of table.

**Table 2. The State—Employees, Payroll, and Establishments by Industry: 2003—Con.**

[Excludes most government employees, railroad employees, and self-employed persons. Size class 1 to 4 includes establishments with payroll, but no employees, during mid-March pay period. (D) denotes figures withheld to avoid disclosing data for individual companies; the data are included in broader industry totals. For explanation of terms, abbreviations, and data reliability/comparability, see introductory text]

NAICS code	Industry	Number of employees for week including March 12	Payroll (\$1,000)		Total number of establishments	Number of establishments by employment-size class											
			First quarter	Annual		1 to 4	5 to 9	10 to 19	20 to 49	50 to 99	100 to 249	250 to 499	500 to 999	1,000 or more			
<b>22</b>	<b>Utilities—Con.</b>																
221	Utilities—Con.																
2212	Natural gas distribution	(G)	(D)	(D)	46	15	14	6	4	3	1	3	—	—	—	—	—
22121	Natural gas distribution	(G)	(D)	(D)	46	15	14	6	4	3	1	3	—	—	—	—	—
221210	Natural gas distribution	(G)	(D)	(D)	46	15	14	6	4	3	1	3	—	—	—	—	—
2213	Water, sewage & other systems	(E)	(D)	(D)	43	26	9	3	2	3	—	—	—	—	—	—	—
22131	Water supply & irrigation systems	(C)	(D)	(D)	24	17	5	1	—	1	—	—	—	—	—	—	—
221310	Water supply & irrigation systems	(C)	(D)	(D)	24	17	5	1	—	1	—	—	—	—	—	—	—
22132	Sewage treatment facilities	53	279	1 504	14	9	4	1	—	—	—	—	—	—	—	—	—
221320	Sewage treatment facilities	53	279	1 504	14	9	4	1	—	—	—	—	—	—	—	—	—
22133	Steam & air-conditioning supply	183	2 862	11 302	5	—	—	1	2	2	—	—	—	—	—	—	—
221330	Steam & air-conditioning supply	183	2 862	11 302	5	—	—	1	2	2	—	—	—	—	—	—	—
<b>23</b>	<b>Construction</b>	<b>118 294</b>	<b>1 179 921</b>	<b>5 882 366</b>	<b>17 324</b>	<b>12 255</b>	<b>2 586</b>	<b>1 317</b>	<b>813</b>	<b>234</b>	<b>93</b>	<b>21</b>	<b>2</b>	<b>3</b>			
236	Construction of Buildings	30 245	317 067	1 406 024	5 123	3 769	765	329	190	48	16	4	—	2			
2361	Residential Building Construction	16 550	146 851	667 813	4 376	3 419	619	210	102	19	7	—	—	—			
23611	Residential Building Construction	16 550	146 851	667 813	4 376	3 419	619	210	102	19	7	—	—	—			
236115	New Single-Family Housing Construction (except Operative Builders)	8 654	65 548	307 678	2 659	2 094	412	108	37	5	3	—	—	—			
236116	New Multifamily Housing Construction (except Operative Builders)	737	8 321	37 322	100	62	15	15	5	3	—	—	—	—			
236117	New Housing Operative Builders	2 548	36 208	154 245	254	151	41	23	30	6	3	—	—	—			
236118	Residential Remodelers	4 611	36 774	168 568	1 363	1 112	151	64	30	5	1	—	—	—			
2362	Nonresidential Building Construction	13 695	170 216	738 211	747	350	146	119	88	29	9	4	—	2			
23621	Industrial Building Construction	208	2 549	10 626	18	9	3	4	1	1	—	—	—	—			
236210	Industrial Building Construction	208	2 549	10 626	18	9	3	4	1	1	—	—	—	—			
23622	Commercial and Institutional Building Construction	13 487	167 667	727 585	729	341	143	115	87	28	9	4	—	2			
236220	Commercial and Institutional Building Construction	13 487	167 667	727 585	729	341	143	115	87	28	9	4	—	2			
237	Heavy and Civil Engineering Construction	13 649	149 293	1 027 683	1 248	824	181	117	81	28	8	7	1	1			
2371	Utility System Construction	6 568	82 669	448 107	559	336	90	65	44	17	2	4	1	—			
23711	Water and Sewer Line and Related Structures Construction	3 172	33 489	231 702	377	227	65	53	25	4	1	2	—	—			
237110	Water and Sewer Line and Related Structures Construction	3 172	33 489	231 702	377	227	65	53	25	4	1	2	—	—			
23712	Oil and Gas Pipeline and Related Structures Construction	1 440	30 638	102 240	22	11	3	—	1	5	—	1	1	—			
237120	Oil and Gas Pipeline and Related Structures Construction	1 440	30 638	102 240	22	11	3	—	1	5	—	1	1	—			
23713	Power and Communication Line and Related Structures Construction	1 956	18 542	114 165	160	98	22	12	18	8	1	1	—	—			
237130	Power and Communication Line and Related Structures Construction	1 956	18 542	114 165	160	98	22	12	18	8	1	1	—	—			
2372	Land Subdivision	707	7 951	45 388	238	200	23	12	2	—	1	—	—	—			
23721	Land Subdivision	707	7 951	45 388	238	200	23	12	2	—	1	—	—	—			
237210	Land Subdivision	707	7 951	45 388	238	200	23	12	2	—	1	—	—	—			
2373	Highway, Street, and Bridge Construction	5 538	51 113	491 864	341	197	56	36	34	10	5	2	—	1			
23731	Highway, Street, and Bridge Construction	5 538	51 113	491 864	341	197	56	36	34	10	5	2	—	1			
237310	Highway, Street, and Bridge Construction	5 538	51 113	491 864	341	197	56	36	34	10	5	2	—	1			
2379	Other Heavy and Civil Engineering Construction	836	7 560	42 324	110	91	12	4	1	1	—	1	—	—			
23799	Other Heavy and Civil Engineering Construction	836	7 560	42 324	110	91	12	4	1	1	—	1	—	—			
237990	Other Heavy and Civil Engineering Construction	836	7 560	42 324	110	91	12	4	1	1	—	1	—	—			
238	Specialty Trade Contractors	74 400	713 561	3 448 659	10 953	7 662	1 640	871	542	158	69	10	1	—			
2381	Foundation, Structure, and Building Exterior Contractors	19 146	158 226	857 708	3 128	2 223	473	225	149	39	18	1	—	—			
23811	Poured Concrete Foundation and Structure Contractors	3 183	23 072	170 395	778	586	105	57	23	7	—	—	—	—			
238110	Poured Concrete Foundation and Structure Contractors	3 183	23 072	170 395	778	586	105	57	23	7	—	—	—	—			
23812	Structural Steel and Precast Concrete Contractors	1 205	18 423	83 847	47	16	8	7	11	2	3	—	—	—			
238120	Structural Steel and Precast Concrete Contractors	1 205	18 423	83 847	47	16	8	7	11	2	3	—	—	—			
23813	Framing Contractors	4 558	33 435	151 652	642	433	129	38	29	8	4	1	—	—			
238130	Framing Contractors	4 558	33 435	151 652	642	433	129	38	29	8	4	1	—	—			
23814	Masonry Contractors	4 567	38 844	225 604	708	509	98	49	38	7	7	—	—	—			
238140	Masonry Contractors	4 567	38 844	225 604	708	509	98	49	38	7	7	—	—	—			
23815	Glass and Glazing Contractors	702	7 081	29 873	80	43	17	12	6	1	—	—	—	—			
238150	Glass and Glazing Contractors	702	7 081	29 873	80	43	17	12	6	1	—	—	—	—			
23816	Roofing Contractors	2 774	22 203	122 332	394	269	54	35	26	7	3	—	—	—			
238160	Roofing Contractors	2 774	22 203	122 332	394	269	54	35	26	7	3	—	—	—			
23817	Siding Contractors	1 875	12 467	60 314	438	341	55	22	14	6	—	—	—	—			
238170	Siding Contractors	1 875	12 467	60 314	438	341	55	22	14	6	—	—	—	—			
23819	Other Foundation, Structure, and Building Exterior Contractors	282	2 701	13 691	41	26	7	5	2	1	—	—	—	—			
238190	Other Foundation, Structure, and Building Exterior Contractors	282	2 701	13 691	41	26	7	5	2	1	—	—	—	—			
2382	Building Equipment Contractors	34 005	373 796	1 632 836	3 514	2 081	670	394	245	80	39	5	—	—			
23821	Electrical Contractors	13 880	152 031	664 152	1 629	1 025	295	164	103	26	14	2	—	—			
238210	Electrical Contractors	13 880	152 031	664 152	1 629	1 025	295	164	103	26	14	2	—	—			
23822	Plumbing, Heating, and Air-Conditioning Contractors	18 120	192 863	854 173	1 759	1 000	349	209	126	51	22	2	—	—			
238220	Plumbing, Heating, and Air-Conditioning Contractors	18 120	192 863	854 173	1 759	1 000	349	209	126	51	22	2	—	—			
23829	Other Building Equipment Contractors	2 005	28 902	114 511	126	56	26	21	16	3	3	1	—	—			
238290	Other Building Equipment Contractors	2 005	28 902	114 511	126	56	26	21	16	3	3	1	—	—			

See footnotes at end of table.

**Table 2. The State—Employees, Payroll, and Establishments by Industry: 2003—Con.**

[Excludes most government employees, railroad employees, and self-employed persons. Size class 1 to 4 includes establishments with payroll, but no employees, during mid-March pay period. (D) denotes figures withheld to avoid disclosing data for individual companies; the data are included in broader industry totals. For explanation of terms, abbreviations, and data reliability/comparability, see introductory text]

NAICS code	Industry	Number of employees for week including March 12	Payroll (\$1,000)		Total number of establishments	Number of establishments by employment-size class											
			First quarter	Annual		1 to 4	5 to 9	10 to 19	20 to 49	50 to 99	100 to 249	250 to 499	500 to 999	1,000 or more			
<b>23</b>	<b>Construction—Con.</b>																
238	Specialty Trade Contractors—Con.																
2383	Building Finishing Contractors	15 914	137 318	631 733	2 646	1 971	329	177	122	34	9	3	1	—	—	—	—
23831	Drywall and Insulation Contractors	5 377	57 237	246 847	494	324	65	41	45	12	5	1	1	—	—	—	—
238310	Drywall and Insulation Contractors	5 377	57 237	246 847	494	324	65	41	45	12	5	1	1	—	—	—	—
23832	Painting and Wall Covering Contractors	3 949	27 407	142 090	838	629	121	54	23	9	2	—	—	—	—	—	—
238320	Painting and Wall Covering Contractors	3 949	27 407	142 090	838	629	121	54	23	9	2	—	—	—	—	—	—
23833	Flooring Contractors	1 890	16 398	74 247	360	285	34	20	16	3	1	1	—	—	—	—	—
238330	Flooring Contractors	1 890	16 398	74 247	360	285	34	20	16	3	1	1	—	—	—	—	—
23834	Tile and Terrazzo Contractors	876	7 706	34 396	130	97	16	8	7	1	1	—	—	—	—	—	—
238340	Tile and Terrazzo Contractors	876	7 706	34 396	130	97	16	8	7	1	1	—	—	—	—	—	—
23835	Finish Carpentry Contractors	2 663	19 505	92 427	684	547	73	34	23	7	—	—	—	—	—	—	—
238350	Finish Carpentry Contractors	2 663	19 505	92 427	684	547	73	34	23	7	—	—	—	—	—	—	—
23839	Other Building Finishing Contractors	1 159	9 065	41 726	140	89	20	8	2	—	1	—	—	—	—	—	—
238390	Other Building Finishing Contractors	1 159	9 065	41 726	140	89	20	8	2	—	1	—	—	—	—	—	—
2389	Other Specialty Trade Contractors	5 335	44 221	326 382	1 665	1 387	168	75	26	5	3	1	—	—	—	—	—
23891	Site Preparation Contractors	3 730	33 197	232 053	960	777	106	56	14	3	3	1	—	—	—	—	—
238910	Site Preparation Contractors	3 730	33 197	232 053	960	777	106	56	14	3	3	1	—	—	—	—	—
23899	All Other Specialty Trade Contractors	1 605	11 024	94 329	705	610	62	19	12	2	—	—	—	—	—	—	—
238990	All Other Specialty Trade Contractors	1 605	11 024	94 329	705	610	62	19	12	2	—	—	—	—	—	—	—
<b>31-33</b>	<b>Manufacturing</b>	<b>339 507</b>	<b>3 646 455</b>	<b>14 458 139</b>	<b>7 963</b>	<b>2 791</b>	<b>1 337</b>	<b>1 240</b>	<b>1 262</b>	<b>589</b>	<b>489</b>	<b>168</b>	<b>56</b>	<b>31</b>			
311	Food mfg	46 875	376 841	1 596 174	705	186	112	127	120	56	59	30	9	6			
3111	Animal food mfg	(G)	(D)	(D)	75	18	14	18	18	5	2	—	—	—	—	—	—
31111	Animal food mfg	(G)	(D)	(D)	75	18	14	18	18	5	2	—	—	—	—	—	—
311111	Dog & cat food mfg	(C)	(D)	(D)	6	1	1	3	—	1	—	—	—	—	—	—	—
311119	Other animal food mfg	(G)	(D)	(D)	69	17	13	15	18	4	2	—	—	—	—	—	—
3112	Grain & oilseed milling	2 973	36 584	128 959	44	5	7	3	15	7	6	—	1	—	—	—	—
31121	Flour milling & malt mfg	(F)	(D)	(D)	26	4	5	—	12	3	2	—	—	—	—	—	—
311211	Flour milling	535	5 688	24 013	15	2	2	—	8	2	1	—	—	—	—	—	—
311212	Rice milling	(B)	(D)	(D)	5	1	3	—	1	—	—	—	—	—	—	—	—
311213	Malt mfg	258	2 902	11 977	6	1	—	—	3	1	1	—	—	—	—	—	—
31122	Starch & vegetable fats & oils mfg	(G)	(D)	(D)	14	1	1	2	3	4	3	—	—	—	—	—	—
311221	Wet corn milling	(E)	(D)	(D)	3	—	—	1	1	1	—	—	—	—	—	—	—
311222	Soybean processing	178	1 618	6 699	3	—	—	—	1	2	—	—	—	—	—	—	—
311223	Other oilseed processing	(A)	(D)	(D)	1	—	1	—	—	—	—	—	—	—	—	—	—
311225	Fats & oils refining & blending	584	6 350	25 389	7	1	—	1	1	2	2	—	—	—	—	—	—
31123	Breakfast cereal manufacturing	(G)	(D)	(D)	4	—	1	1	—	1	—	1	—	1	—	—	—
311230	Breakfast cereal manufacturing	(G)	(D)	(D)	4	—	1	1	—	1	—	1	—	1	—	—	—
3113	Sugar & confectionery product mfg	2 486	22 670	86 596	41	14	5	10	2	4	1	5	—	—	—	—	—
31131	Sugar mfg	(G)	(D)	(D)	5	—	—	—	1	—	—	4	—	—	—	—	—
311312	Cane sugar refining	(B)	(D)	(D)	1	—	—	—	1	—	—	—	—	—	—	—	—
311313	Beet sugar mfg	(G)	(D)	(D)	4	—	—	—	—	—	—	4	—	—	—	—	—
31132	Choc & confectionery mfg from cacao beans	(A)	(D)	(D)	3	2	—	1	—	—	—	—	—	—	—	—	—
311320	Choc & confectionery mfg from cacao beans	(A)	(D)	(D)	3	2	—	1	—	—	—	—	—	—	—	—	—
31133	Confectionery mfg from purchased chocolate	(E)	(D)	(D)	19	9	3	4	1	2	—	—	—	—	—	—	—
311330	Confectionery mfg from purchased chocolate	(E)	(D)	(D)	19	9	3	4	1	2	—	—	—	—	—	—	—
31134	Nonchocolate confectionery mfg	866	5 723	23 462	14	3	2	5	—	2	1	1	—	—	—	—	—
311340	Nonchocolate confectionery mfg	866	5 723	23 462	14	3	2	5	—	2	1	1	—	—	—	—	—
3114	Fruit & veg preserving & specialty food mfg	4 503	34 053	171 120	48	5	6	11	7	9	3	2	—	—	—	—	—
31141	Frozen food mfg	2 598	21 208	84 511	19	1	3	5	3	2	2	2	—	—	—	—	—
311411	Frozen fruit, juice & vegetable mfg	753	3 758	22 675	5	—	—	1	2	1	—	—	—	—	—	—	—
311412	Frozen specialty food mfg	1 845	17 450	61 836	14	1	1	2	3	1	2	1	—	—	—	—	—
31142	Fruit & veg canning, pickling & drying	1 905	12 845	86 609	29	4	4	3	6	4	7	1	—	—	—	—	—
311421	Fruit & vegetable canning	1 283	7 500	64 576	16	3	—	1	3	3	6	—	—	—	—	—	—
311422	Specialty canning	(E)	(D)	(D)	5	—	2	—	1	—	1	—	—	—	—	—	—
311423	Dried & dehydrated food mfg	(C)	(D)	(D)	8	1	2	2	2	1	—	—	—	—	—	—	—
3115	Dairy product mfg	5 763	65 219	239 932	72	13	8	10	12	9	15	3	2	—	—	—	—
31151	Dairy product (exc frozen) mfg	(I)	(D)	(D)	68	12	7	10	12	9	15	1	2	—	—	—	—
311511	Fluid milk mfg	1 416	15 439	63 127	33	8	5	5	5	4	6	—	—	—	—	—	—
311512	Creamery butter mfg	(C)	(D)	(D)	2	—	1	—	—	—	—	—	—	—	—	—	—
311513	Cheese mfg	2 234	20 165	75 815	20	4	1	2	3	2	6	1	1	—	—	—	—
311514	Dry, condensed, evaporated dairy product mfg	1 345	23 452	73 997	13	—	—	3	4	3	2	—	1	—	—	—	—
31152	Ice cream & frozen dessert mfg	(F)	(D)	(D)	4	1	1	—	—	—	—	2	—	—	—	—	—
311520	Ice cream & frozen dessert mfg	(F)	(D)	(D)	4	1	1	—	—	—	—	2	—	—	—	—	—
3116	Animal slaughtering & processing	15 521	99 888	477 532	124	46	22	14	7	11	8	8	3	5	—	—	—
31161	Animal slaughtering & processing	15 521	99 888	477 532	124	46	22	14	7	11	8	8	3	5	—	—	—
311611	Animal (except poultry) slaughtering	7 914	51 286	273 670	82	39	16	8	4	5	4	3	—	3	—	—	—
311612	Meat processed from carcasses	1 147	9 718	41 904	13	4	3	1	—	1	2	2	—	—	—	—	—
311613	Rendering & meat by-product processing	424	3 857	15 780	13	1	2	5	1	3	1	—	—	—	—	—	—
311615	Poultry processing	6 036	35 027	146 178	16	2	1	—	2	2	1	3	3	2	—	—	—
3117	Seafood product preparation & packaging	(E)	(D)	(D)	5	3	—	—	—	1	—	1	—	—	—	—	—
31171	Seafood product preparation & packaging	(E)	(D)	(D)	5	3	—	—	—	1	—	1	—	—	—	—	—
311711	Seafood canning	(A)	(D)	(D)	1	1	—	—	—	—	—	—	—	—	—	—	—
311712	Fresh & frozen seafood processing	(E)	(D)	(D)	4	2	—	—	—	1	—	1	—	—	—	—	—
3118	Bakeries & tortilla mfg	8 821	63 366	257 463	221	65	43	49	41	8	9	4	1	1	—	—	—
31181	Bread & bakery product mfg	8 158	57 231	232 220	202	60	40	45	36	7	9	3	1	1	—	—	—
311811	Retail bakeries	1 565	4 892	20 585	143	45	37	34	26	1	—	—	—	—	—	—	—
311812	Commercial bakeries	5 414	42 610	169 045	51</												



**Table 2. The State—Employees, Payroll, and Establishments by Industry: 2003—Con.**

[Excludes most government employees, railroad employees, and self-employed persons. Size class 1 to 4 includes establishments with payroll, but no employees, during mid-March pay period. (D) denotes figures withheld to avoid disclosing data for individual companies; the data are included in broader industry totals. For explanation of terms, abbreviations, and data reliability/comparability, see introductory text]

NAICS code	Industry	Number of employees for week including March 12	Payroll (\$1,000)		Total number of establishments	Number of establishments by employment-size class								
			First quarter	Annual		1 to 4	5 to 9	10 to 19	20 to 49	50 to 99	100 to 249	250 to 499	500 to 999	1,000 or more
<b>31-33</b>	<b>Manufacturing—Con.</b>													
311	Food mfg—Con.													
3119	Other food mfg .....	4 824	36 290	154 642	75	17	8	17	14	4	9	6	—	—
31191	Snack food mfg .....	1 252	10 301	42 851	11	2	3	1	1	—	2	2	—	—
311911	Roasted nuts & peanut butter mfg .....	(E)	(D)	(D)	7	2	2	1	—	—	2	—	—	—
311919	Other snack food mfg .....	(F)	(D)	(D)	4	—	1	—	1	—	—	2	—	—
31192	Coffee & tea mfg .....	(C)	(D)	(D)	8	2	1	2	3	—	—	—	—	—
311920	Coffee & tea mfg .....	(C)	(D)	(D)	8	2	1	2	3	—	—	—	—	—
31193	Flavoring syrup & concentrate mfg .....	(A)	(D)	(D)	1	1	—	—	—	—	—	—	—	—
311930	Flavoring syrup & concentrate mfg .....	(A)	(D)	(D)	1	1	—	—	—	—	—	—	—	—
31194	Seasoning & dressing mfg .....	(C)	(D)	(D)	8	4	—	3	—	—	1	—	—	—
311941	Mayonnaise, dressing & oth prepared sauce mfg .....	(B)	(D)	(D)	3	1	—	2	—	—	—	—	—	—
311942	Spice & extract mfg .....	(C)	(D)	(D)	5	3	—	1	—	—	—	—	—	—
31199	All other food mfg .....	3 213	23 156	99 868	47	8	4	11	10	4	6	4	—	—
311991	Perishable prepared food mfg .....	743	5 387	23 878	18	—	3	6	6	—	3	—	—	—
311999	All other miscellaneous food mfg .....	2 470	17 769	75 990	29	8	1	5	4	4	3	4	—	—
312	Beverage & tobacco product mfg .....	1 316	10 981	51 460	38	17	7	3	5	3	1	2	—	—
3121	Beverage mfg .....	(G)	(D)	(D)	37	17	6	3	5	3	1	2	—	—
31211	Soft drink & ice mfg .....	1 026	8 806	41 496	19	7	2	3	4	—	1	2	—	—
312111	Soft drink mfg .....	924	8 224	38 001	8	2	—	1	2	—	1	2	—	—
312112	Bottled water mfg .....	(A)	(D)	(D)	1	—	—	1	—	—	—	—	—	—
312113	Ice mfg .....	(B)	(D)	(D)	10	5	2	1	2	—	—	—	—	—
31212	Breweries .....	164	1 200	5 578	6	2	1	—	1	2	—	—	—	—
312120	Breweries .....	164	1 200	5 578	6	2	1	—	1	2	—	—	—	—
31213	Wineries .....	(B)	(D)	(D)	10	8	2	—	—	—	—	—	—	—
312130	Wineries .....	(B)	(D)	(D)	10	8	2	—	—	—	—	—	—	—
31214	Distilleries .....	(C)	(D)	(D)	2	—	1	—	—	1	—	—	—	—
312140	Distilleries .....	(C)	(D)	(D)	2	—	1	—	—	1	—	—	—	—
3122	Tobacco mfg .....	(A)	(D)	(D)	1	—	1	—	—	—	—	—	—	—
31221	Tobacco stemming & redrying .....	(A)	(D)	(D)	1	—	1	—	—	—	—	—	—	—
312210	Tobacco stemming & redrying .....	(A)	(D)	(D)	1	—	1	—	—	—	—	—	—	—
313	Textile mills .....	688	6 233	25 794	33	17	3	5	4	2	2	—	—	—
3131	Fiber, yarn & thread mills .....	(B)	(D)	(D)	2	1	—	—	1	—	—	—	—	—
31311	Fiber, yarn & thread mills .....	(B)	(D)	(D)	2	1	—	—	1	—	—	—	—	—
313111	Yarn spinning mills .....	(B)	(D)	(D)	1	—	—	—	1	—	—	—	—	—
313113	Thread mills .....	(A)	(D)	(D)	1	—	—	—	—	—	—	—	—	—
3132	Fabric mills .....	(E)	(D)	(D)	11	5	—	1	2	2	1	—	—	—
31321	Broadwoven fabric mills .....	(C)	(D)	(D)	4	1	—	1	—	2	—	—	—	—
313210	Broadwoven fabric mills .....	(C)	(D)	(D)	4	1	—	1	—	2	—	—	—	—
31322	Narrow fabric mills & schiffli mach embroidery .....	(A)	(D)	(D)	3	3	—	—	—	—	—	—	—	—
313221	Narrow fabric mills .....	(A)	(D)	(D)	1	1	—	—	—	—	—	—	—	—
313222	Schiffli machine embroidery .....	(A)	(D)	(D)	2	2	—	—	—	—	—	—	—	—
31323	Nonwoven fabric mills .....	(C)	(D)	(D)	2	1	—	—	—	—	1	—	—	—
313230	Nonwoven fabric mills .....	(C)	(D)	(D)	2	1	—	—	—	—	1	—	—	—
31324	Knit fabric mills .....	(B)	(D)	(D)	2	—	—	—	2	—	—	—	—	—
313241	Weft knit fabric mills .....	(B)	(D)	(D)	2	—	—	—	2	—	—	—	—	—
3133	Textile, fabric finishing, fabric coating mills ..	(C)	(D)	(D)	20	11	3	4	1	—	1	—	—	—
31331	Textile & fabric finishing mills .....	(C)	(D)	(D)	18	9	3	4	1	—	1	—	—	—
313311	Broadwoven fabric finishing mills .....	(C)	(D)	(D)	16	8	3	4	1	—	—	—	—	—
313312	Textile, fabric finishing (exc broadwoven) mills .....	(C)	(D)	(D)	2	1	—	—	—	—	1	—	—	—
31332	Fabric coating mills .....	(A)	(D)	(D)	2	2	—	—	—	—	—	—	—	—
313320	Fabric coating mills .....	(A)	(D)	(D)	2	2	—	—	—	—	—	—	—	—
314	Textile product mills .....	2 078	12 378	50 898	141	71	34	14	12	7	1	2	—	—
3141	Textile furnishings mills .....	625	3 425	14 767	47	27	12	3	2	2	—	1	—	—
31411	Carpet & rug mills .....	(A)	(D)	(D)	3	3	—	—	—	—	—	—	—	—
314110	Carpet & rug mills .....	(A)	(D)	(D)	3	3	—	—	—	—	—	—	—	—
31412	Curtain & linen mills .....	(F)	(D)	(D)	44	24	12	3	2	2	—	1	—	—
314121	Curtain & drapery mills .....	(C)	(D)	(D)	31	19	10	2	—	—	—	—	—	—
314129	Other household textile product mills ..	(F)	(D)	(D)	13	5	2	1	2	2	—	1	—	—
3149	Other textile product mills .....	1 453	8 953	36 131	94	44	22	11	10	5	1	1	—	—
31491	Textile bag & canvas mills .....	354	2 109	9 159	38	16	13	4	4	1	—	—	—	—
314911	Textile bag mills .....	120	599	3 962	8	4	2	—	1	—	—	—	—	—
314912	Canvas & related product mills .....	234	1 510	5 197	30	12	11	4	3	—	—	—	—	—
31499	All other textile product mills .....	1 099	6 844	26 972	56	28	9	7	6	4	1	1	—	—
314991	Rope, cordage & twine mills .....	(B)	(D)	(D)	3	1	—	—	—	1	—	—	—	—
314999	All other miscellaneous textile product mills .....	(G)	(D)	(D)	53	27	8	7	6	3	1	1	—	—
315	Apparel manufacturing .....	1 421	7 901	34 059	147	92	21	17	11	3	3	—	—	—
3151	Apparel knitting mills .....	(C)	(D)	(D)	6	3	—	1	1	—	1	—	—	—
31511	Hosiery & sock mills .....	(B)	(D)	(D)	1	—	—	—	1	—	—	—	—	—
315119	Other hosiery & sock mills .....	(B)	(D)	(D)	1	—	—	—	1	—	—	—	—	—
31519	Other apparel knitting mills .....	(C)	(D)	(D)	5	3	—	1	—	—	1	—	—	—
315191	Outerwear knitting mills .....	(C)	(D)	(D)	5	3	—	1	—	—	1	—	—	—
3152	Cut & sew apparel mfg .....	1 079	5 143	22 078	124	79	18	14	9	2	2	—	—	—
31521	Cut & sew apparel contractors .....	484	2 190	10 776	89	65	14	5	3	2	—	—	—	—
315211	Men's, boys' cut & sew apparel contractors .....	156	696	3 680	16	7	3	3	3	—	—	—	—	—
315212	Women's, girls', infants, cut, sew apparel contr .....	328	1 494	7 096	73	58	11	2	—	2	—	—	—	—
31522	Men's, boys' cut & sew apparel mfg .....	(E)	(D)	(D)	12	3	2	3	3	—	1	—	—	—
315222	Men's, boys' cut & sew suit, coat, overcoat mfg .....	(C)	(D)	(D)	3	1	1	—	—	—	1	—	—	—
315223	Men's, boys' cut & sew shirt (exc work) mfg .....	(B)	(D)	(D)	3	2	—	—	1	—	—	—	—	—
315228	Men's, boys' cut & sew oth outerwear mfg .....	114	518	1 942	6	—	1	3	2	—	—	—	—	—

See footnotes at end of table.

**Table 2. The State—Employees, Payroll, and Establishments by Industry: 2003—Con.**

[Excludes most government employees, railroad employees, and self-employed persons. Size class 1 to 4 includes establishments with payroll, but no employees, during mid-March pay period. (D) denotes figures withheld to avoid disclosing data for individual companies; the data are included in broader industry totals. For explanation of terms, abbreviations, and data reliability/comparability, see introductory text]

NAICS code	Industry	Number of employees for week including March 12	Payroll (\$1,000)		Total number of establishments	Number of establishments by employment-size class								
			First quarter	Annual		1 to 4	5 to 9	10 to 19	20 to 49	50 to 99	100 to 249	250 to 499	500 to 999	1,000 or more
<b>31-33</b>	<b>Manufacturing—Con.</b>													
315	Apparel manufacturing—Con.													
3152	Cut & sew apparel mfg—Con.													
31523	Women's, girls' cut & sew apparel mfg . . . . .	(C)	(D)	(D)	13	7	1	2	3	—	—	—	—	—
315232	Women's, girls' cut & sew blouse mfg . . . . .	(A)	(D)	(D)	2	2	—	—	—	—	—	—	—	—
315233	Women's, girls' cut & sew dress mfg . . . . .	(A)	(D)	(D)	5	4	—	1	—	—	—	—	—	—
315234	Women's, girls' cut & sew suit, coat, skirt mfg . . . . .	(B)	(D)	(D)	1	—	—	—	1	—	—	—	—	—
315239	Women's, girls' cut & sew other outerwear mfg . . . . .	(B)	(D)	(D)	5	1	1	1	2	—	—	—	—	—
31529	Other cut & sew apparel mfg . . . . .	(C)	(D)	(D)	10	4	1	4	—	—	1	—	—	—
315292	Fur & leather apparel mfg . . . . .	(A)	(D)	(D)	1	—	—	1	—	—	—	—	—	—
315299	All other cut & sew apparel mfg . . . . .	(C)	(D)	(D)	9	4	1	3	—	—	1	—	—	—
3159	Apparel accessories & other apparel mfg . . . . .	(C)	(D)	(D)	17	10	3	2	1	1	—	—	—	—
31599	Apparel accessories & other apparel mfg . . . . .	(C)	(D)	(D)	17	10	3	2	1	1	—	—	—	—
315991	Hat, cap & millinery mfg . . . . .	(A)	(D)	(D)	5	2	1	—	1	1	—	—	—	—
315992	Glove & mitten mfg . . . . .	(C)	(D)	(D)	1	—	1	—	—	—	—	—	—	—
315999	Other apparel accessories & other apparel mfg . . . . .	(B)	(D)	(D)	11	8	1	2	—	—	—	—	—	—
316	Leather & allied product mfg . . . . .	1 775	20 900	68 484	31	17	4	6	—	2	—	1	—	1
3161	Leather & hide tanning & finishing . . . . .	(E)	(D)	(D)	7	4	—	—	—	2	—	1	—	—
31611	Leather & hide tanning & finishing . . . . .	(E)	(D)	(D)	7	4	—	—	—	2	—	1	—	—
316110	Leather & hide tanning & finishing . . . . .	(E)	(D)	(D)	7	4	—	—	—	2	—	1	—	—
3162	Footwear mfg . . . . .	(G)	(D)	(D)	4	1	—	2	—	—	—	—	—	1
31621	Footwear mfg . . . . .	(G)	(D)	(D)	4	1	—	2	—	—	—	—	—	1
316213	Men's footwear (exc athletic) mfg . . . . .	(G)	(D)	(D)	3	1	—	1	—	—	—	—	—	1
316219	Other footwear mfg . . . . .	(A)	(D)	(D)	1	—	—	1	—	—	—	—	—	—
3169	Other leather & allied product mfg . . . . .	(B)	(D)	(D)	20	12	4	4	—	—	—	—	—	—
31699	Other leather & allied product mfg . . . . .	(B)	(D)	(D)	20	12	4	4	—	—	—	—	—	—
316991	Luggage mfg . . . . .	(B)	(D)	(D)	5	2	1	2	—	—	—	—	—	—
316992	Women's handbag & purse mfg . . . . .	(A)	(D)	(D)	1	—	—	—	—	—	—	—	—	—
316993	Personal leather good (exc purse) mfg . . . . .	(B)	(D)	(D)	5	3	1	1	—	—	—	—	—	—
316999	All other leather good mfg . . . . .	(B)	(D)	(D)	9	6	2	1	—	—	—	—	—	—
321	Wood product mfg . . . . .	15 831	174 806	647 809	366	128	54	65	65	22	29	1	—	2
3211	Sawmills & wood preservation . . . . .	1 072	6 957	29 553	72	23	18	17	10	2	2	—	—	—
32111	Sawmills & wood preservation . . . . .	1 072	6 957	29 553	72	23	18	17	10	2	2	—	—	—
321113	Sawmills . . . . .	915	5 746	23 624	60	20	15	14	7	2	2	—	—	—
321114	Wood preservation . . . . .	157	1 211	5 929	12	3	3	3	3	—	—	—	—	—
3212	Veneer, plywood & engineered wood product mfg . . . . .	2 532	26 452	116 999	42	10	1	7	8	6	10	—	—	—
32121	Veneer, plywood & engineered wood product mfg . . . . .	2 532	26 452	116 999	42	10	1	7	8	6	10	—	—	—
321211	Hardwood veneer & plywood mfg . . . . .	(C)	(D)	(D)	4	—	—	1	2	1	—	—	—	—
321212	Softwood veneer & plywood mfg . . . . .	(A)	(D)	(D)	1	—	—	1	—	—	—	—	—	—
321213	Engineered wood member (exc truss) mfg . . . . .	(E)	(D)	(D)	3	1	—	—	—	1	—	—	—	—
321214	Truss mfg . . . . .	1 059	9 419	50 018	23	5	1	4	6	4	3	—	—	—
321219	Reconstituted wood product mfg . . . . .	1 040	12 990	50 579	11	4	—	1	—	—	6	—	—	—
3219	Other wood product mfg . . . . .	12 227	141 397	501 257	252	95	35	41	47	14	17	1	—	2
32191	Millwork . . . . .	8 945	120 058	405 940	104	44	14	13	16	5	9	1	—	2
321911	Wood window & door mfg . . . . .	7 679	109 535	362 985	42	7	3	11	8	2	5	1	—	2
321912	Cut stock, resawing lumber & planing . . . . .	821	6 536	25 715	26	14	3	1	3	2	3	—	—	—
321918	Other millwork (including flooring) . . . . .	445	3 987	17 240	36	23	5	1	5	1	1	—	—	—
32192	Wood container & pallet mfg . . . . .	1 114	5 993	25 843	74	29	9	16	15	5	—	—	—	—
321920	Wood container & pallet mfg . . . . .	1 114	5 993	25 843	74	29	9	16	15	5	—	—	—	—
32199	All other wood product mfg . . . . .	2 168	15 346	69 474	74	22	12	12	16	4	8	—	—	—
321991	Manufactured home (mobile home) mfg . . . . .	720	4 737	22 584	8	1	—	1	2	—	4	—	—	—
321992	Prefabricated wood building mfg . . . . .	420	3 277	15 349	22	7	5	3	5	1	1	—	—	—
321999	All other miscellaneous wood product mfg . . . . .	1 028	7 332	31 541	44	14	7	8	9	3	3	—	—	—
322	Paper mfg . . . . .	13 363	146 844	592 019	124	17	12	17	20	17	32	3	5	1
3221	Pulp, paper & paperboard mills . . . . .	(B)	(D)	(D)	12	2	—	1	1	—	3	1	4	—
32211	Pulp mills . . . . .	(B)	(D)	(D)	2	1	—	—	1	—	—	—	—	—
322110	Pulp mills . . . . .	(B)	(D)	(D)	2	1	—	—	1	—	—	—	—	—
32212	Paper mills . . . . .	(H)	(D)	(D)	7	1	—	1	—	—	—	1	4	—
322121	Paper (except newsprint) mills . . . . .	(H)	(D)	(D)	6	1	—	1	—	—	—	—	4	—
322122	Newsprint mills . . . . .	(E)	(D)	(D)	1	—	—	—	—	—	—	1	—	—
32213	Paperboard mills . . . . .	(E)	(D)	(D)	3	—	—	—	—	—	3	—	—	—
322130	Paperboard mills . . . . .	(E)	(D)	(D)	3	—	—	—	—	—	3	—	—	—
3222	Converted paper product mfg . . . . .	(I)	(D)	(D)	112	15	12	16	19	17	29	2	1	1
32221	Paperboard container mfg . . . . .	4 284	43 549	174 620	56	4	5	9	8	9	20	1	—	—
322211	Corrugated & solid fiber box mfg . . . . .	(H)	(D)	(D)	38	2	—	7	7	6	15	1	—	—
322212	Folding paperboard box mfg . . . . .	(G)	(D)	(D)	13	2	2	—	1	3	5	—	—	—
322213	Setup paperboard box mfg . . . . .	(A)	(D)	(D)	1	—	1	—	—	—	—	—	—	—
322214	Fiber can, tube, drum & similar products mfg . . . . .	(B)	(D)	(D)	4	—	2	2	—	—	—	—	—	—
32222	Paper bag & coated & treated paper mfg . . . . .	(H)	(D)	(D)	22	4	4	2	3	1	7	—	—	1
322221	Coated & lamnd pkg paper & plastics film mfg . . . . .	(B)	(D)	(D)	4	1	1	1	—	1	—	—	—	—
322222	Coated & laminated paper mfg . . . . .	(G)	(D)	(D)	15	3	3	1	3	—	4	—	—	1
322223	Plastics, foil, & coated paper bag mfg . . . . .	(C)	(D)	(D)	1	—	—	—	—	—	1	—	—	—
322224	Uncoated paper & multiwall bag mfg . . . . .	(C)	(D)	(D)	1	—	—	—	—	—	1	—	—	—
322225	Laminated aluminum foil mfg for flexible pkg . . . . .	(C)	(D)	(D)	1	—	—	—	—	—	1	—	—	—
32223	Stationery product mfg . . . . .	(G)	(D)	(D)	20	3	1	3	4	5	2	1	1	—
322231	Die-cut paper & paperboard office supply mfg . . . . .	(F)	(D)	(D)	6	1	—	1	2	1	—	—	1	—
322232	Envelope mfg . . . . .	(F)	(D)	(D)	11	2	1	1	2	4	—	—	—	—
322233	Stationery, tablet & related product mfg . . . . .	(E)	(D)	(D)	3	—	—	1	—	—	2	—	—	—
32229	Other converted paper product mfg . . . . .	(E)	(D)	(D)	14	4	2	2	4	2	—	—	—	—
322291	Sanitary paper product mfg . . . . .	(B)	(D)	(D)	1	—	—	—	—	1	—	—	—	—
322299	All other converted paper product mfg . . . . .	(E)	(D)	(D)	13	4	2	2	4	1	—	—	—	—

See footnotes at end of table.

**Table 2. The State—Employees, Payroll, and Establishments by Industry: 2003—Con.**

[Excludes most government employees, railroad employees, and self-employed persons. Size class 1 to 4 includes establishments with payroll, but no employees, during mid-March pay period. (D) denotes figures withheld to avoid disclosing data for individual companies; the data are included in broader industry totals. For explanation of terms, abbreviations, and data reliability/comparability, see introductory text]

NAICS code	Industry	Number of employees for week including March 12	Payroll (\$1,000)		Total number of establishments	Number of establishments by employment-size class										
			First quarter	Annual		1 to 4	5 to 9	10 to 19	20 to 49	50 to 99	100 to 249	250 to 499	500 to 999	1,000 or more		
<b>31-33</b>	<b>Manufacturing—Con.</b>															
323	Printing & related support activities .....	31 862	304 877	1 226 430	881	328	162	133	120	65	45	19	7	2		
3231	Printing & related support activities .....	31 862	304 877	1 226 430	881	328	162	133	120	65	45	19	7	2		
323110	Printing .....	29 974	283 477	1 140 444	793	302	144	120	100	57	42	19	7	2		
323111	Commercial lithographic printing .....	21 248	198 155	803 943	364	113	55	58	49	37	30	14	6	2		
323111	Commercial gravure printing .....	(C)	(D)	(D)	8	2	1	2	1	1	1	—	—	—		
323112	Commercial flexographic printing .....	1 501	16 210	63 796	29	4	3	4	10	6	1	1	—	—		
323113	Commercial screen printing .....	2 028	14 929	60 461	96	29	28	22	10	4	—	3	—	—		
323114	Quick printing .....	1 016	7 035	28 228	167	102	39	18	7	1	—	—	—	—		
323115	Digital printing .....	324	2 792	12 554	32	15	6	5	6	—	—	—	—	—		
323116	Manifold business form printing .....	1 041	9 806	38 448	19	2	1	5	5	4	—	—	—	—		
323117	Book printing .....	684	7 707	28 278	8	1	—	1	2	1	3	—	—	—		
323118	Blankbook, loose-leaf binder & device mfg .....	(F)	(D)	(D)	6	1	1	1	2	—	—	—	1	—		
323119	Other commercial printing .....	1 245	14 926	61 785	64	33	9	8	8	2	3	1	—	—		
32312	Printing support activities .....	1 888	21 400	85 986	88	26	18	13	20	8	3	—	—	—		
323121	Tradebinding & related work .....	791	5 426	22 940	40	8	9	6	14	3	—	—	—	—		
323122	Prepress services .....	1 097	15 974	63 046	48	18	9	7	6	5	3	—	—	—		
324	Petroleum & coal products mfg .....	1 731	28 894	123 924	27	7	7	4	2	2	3	1	1	—		
3241	Petroleum & coal products mfg .....	1 731	28 894	123 924	27	7	7	4	2	2	3	1	1	—		
32411	Petroleum refineries .....	(G)	(D)	(D)	4	1	1	—	—	—	—	1	1	—		
324110	Petroleum refineries .....	(G)	(D)	(D)	4	1	1	—	—	—	—	1	1	—		
32412	Asphalt paving, roofing & saturated mat mfg .....	(F)	(D)	(D)	19	4	5	4	1	2	3	—	—	—		
324121	Asphalt paving mixture & block mfg .....	(C)	(D)	(D)	13	3	5	4	1	—	—	—	—	—		
324122	Asphalt shingle & coating materials mfg .....	551	7 227	26 696	6	1	—	—	—	2	3	—	—	—		
32419	Other petroleum & coal products mfg .....	(B)	(D)	(D)	4	2	1	—	1	—	—	—	—	—		
324191	Petroleum lubricating oil & grease mfg ..	(B)	(D)	(D)	3	2	—	—	1	—	—	—	—	—		
324199	All other petroleum & coal products mfg .....	(A)	(D)	(D)	1	—	1	—	—	—	—	—	—	—		
325	Chemical mfg .....	10 309	152 645	577 950	256	83	38	34	63	18	14	4	1	1		
3251	Basic chemical mfg .....	789	9 024	36 034	33	8	5	1	17	2	—	—	—	—		
32512	Industrial gas mfg .....	(C)	(D)	(D)	7	3	1	—	3	—	—	—	—	—		
325120	Industrial gas mfg .....	(C)	(D)	(D)	7	3	1	—	3	—	—	—	—	—		
32513	Synthetic dye & pigment mfg .....	(A)	(D)	(D)	3	2	—	1	—	—	—	—	—	—		
325132	Synthetic organic dye & pigment mfg ..	(A)	(D)	(D)	3	2	—	1	—	—	—	—	—	—		
32518	Other basic inorganic chemical mfg .....	(B)	(D)	(D)	5	2	2	—	1	—	—	—	—	—		
325182	Carbon black mfg .....	(B)	(D)	(D)	1	—	—	—	1	—	—	—	—	—		
325188	All other basic inorganic chemical mfg ..	(A)	(D)	(D)	4	2	2	—	—	—	—	—	—	—		
32519	Other basic organic chemical mfg .....	(F)	(D)	(D)	18	1	2	—	13	2	—	—	—	—		
325193	Ethyl alcohol mfg .....	(E)	(D)	(D)	11	—	—	—	11	—	—	—	—	—		
325199	All other basic organic chemical mfg ..	(E)	(D)	(D)	7	1	2	—	2	2	—	—	—	—		
3252	Resin, syn rubber, artf & syn fibers, fil mfg ..	552	4 564	18 561	16	1	2	4	7	1	1	—	—	—		
32521	Resin & synthetic rubber mfg .....	(F)	(D)	(D)	15	1	2	3	7	1	1	—	—	—		
325211	Plastics material & resin mfg .....	(F)	(D)	(D)	14	1	2	3	6	1	1	—	—	—		
325212	Synthetic rubber mfg .....	(B)	(D)	(D)	1	—	—	—	1	—	—	—	—	—		
32522	Artificial & synthetic fibers, filaments mfg ..	(A)	(D)	(D)	1	—	—	1	—	—	—	—	—	—		
325222	Noncellulosic organic fiber mfg .....	(A)	(D)	(D)	1	—	—	1	—	—	—	—	—	—		
3253	Pesticide, fertilizer & oth ag chemical mfg ...	97	949	4 640	15	7	4	3	1	—	—	—	—	—		
32531	Fertilizer mfg .....	(B)	(D)	(D)	13	6	4	3	—	—	—	—	—	—		
325311	Nitrogenous fertilizer mfg .....	(B)	(D)	(D)	3	1	1	1	—	—	—	—	—	—		
325314	Fertilizer (mixing only) mfg .....	(B)	(D)	(D)	10	5	3	2	—	—	—	—	—	—		
32532	Pesticide & other agricultural chemical mfg .....	(B)	(D)	(D)	2	1	—	—	1	—	—	—	—	—		
325320	Pesticide & other agricultural chemical mfg .....	(B)	(D)	(D)	2	1	—	—	1	—	—	—	—	—		
3254	Pharmaceutical & medicine mfg .....	3 432	73 969	258 162	43	15	6	4	7	5	4	1	—	1		
32541	Pharmaceutical & medicine mfg .....	3 432	73 969	258 162	43	15	6	4	7	5	4	1	—	1		
325411	Medicinal & botanical mfg .....	296	3 915	16 708	9	4	1	1	2	—	1	—	—	—		
325412	Pharmaceutical preparation mfg .....	2 587	63 976	217 096	16	4	4	1	2	1	2	1	—	1		
325413	In-vitro diagnostic substance mfg .....	(E)	(D)	(D)	6	2	—	—	1	2	1	—	—	—		
325414	Biological product (exc diagnostic) mfg ..	(C)	(D)	(D)	12	5	1	2	2	2	—	—	—	—		
3255	Paint, coating & adhesive mfg .....	679	8 425	32 563	32	13	4	4	8	1	2	—	—	—		
32551	Paint & coating mfg .....	499	5 877	21 430	24	11	4	2	4	1	2	—	—	—		
325510	Paint & coating mfg .....	499	5 877	21 430	24	11	4	2	4	1	2	—	—	—		
32552	Adhesive mfg .....	180	2 548	11 133	8	2	—	2	4	—	—	—	—	—		
325520	Adhesive mfg .....	180	2 548	11 133	8	2	—	2	4	—	—	—	—	—		
3256	Soap, cleaners & toilet preparation mfg .....	2 051	19 990	85 943	62	24	8	11	10	3	4	2	—	—		
32561	Soap & cleaning compound mfg .....	541	5 951	24 904	41	18	6	9	6	1	1	—	—	—		
325611	Soap & other detergent mfg .....	290	3 688	14 656	17	6	2	4	4	—	1	—	—	—		
325612	Polish & other sanitation goods mfg .....	(E)	(D)	(D)	23	11	4	5	2	1	—	—	—	—		
325613	Surface active agent mfg .....	(A)	(D)	(D)	1	1	—	—	—	—	—	—	—	—		
32562	Toilet preparation mfg .....	1 510	14 039	61 039	21	6	2	2	4	2	3	2	—	—		
325620	Toilet preparation mfg .....	1 510	14 039	61 039	21	6	2	2	4	2	3	2	—	—		
3259	Other chemical product & preparation mfg ..	2 709	35 724	142 047	55	15	9	7	13	6	3	1	1	—		
32591	Printing ink mfg .....	(E)	(D)	(D)	12	2	2	2	3	2	1	—	—	—		
325910	Printing ink mfg .....	(E)	(D)	(D)	12	2	2	2	3	2	1	—	—	—		
32592	Explosives mfg .....	(B)	(D)	(D)	4	1	—	1	2	—	—	—	—	—		
325920	Explosives mfg .....	(B)	(D)	(D)	4	1	—	1	2	—	—	—	—	—		
32599	All other chemical product & preparation mfg .....	2 187	29 379	117 543	39	12	7	4	8	4	2	1	1	—		
325991	Custom compounding of purchased resin .....	626	6 677	27 658	9	4	1	1	—	2	—	1	—	—		
325992	Photo film, paper, plate & chemical mfg ..	148	1 379	6 233	9	4	1	2	1	—	—	—	—	—		
325998	All oth misc chemical product & prep mfg .....	1 413	21 323	83 652	21	4	5	1	7	1	2	—	1	—		
326	Plastics & rubber products mfg .....	15 965	137 141	564 749	379	87	51	65	82	47	39	8	—	—		

See footnotes at end of table.

**Table 2. The State—Employees, Payroll, and Establishments by Industry: 2003—Con.**

[Excludes most government employees, railroad employees, and self-employed persons. Size class 1 to 4 includes establishments with payroll, but no employees, during mid-March pay period. (D) denotes figures withheld to avoid disclosing data for individual companies; the data are included in broader industry totals. For explanation of terms, abbreviations, and data reliability/comparability, see introductory text]

NAICS code	Industry	Number of employees for week including March 12	Payroll (\$1,000)		Total number of establishments	Number of establishments by employment-size class								
			First quarter	Annual		1 to 4	5 to 9	10 to 19	20 to 49	50 to 99	100 to 249	250 to 499	500 to 999	1,000 or more
<b>31-33</b>	<b>Manufacturing—Con.</b>													
326	Plastics & rubber products mfg—Con.													
3261	Plastics product mfg	14 795	126 855	524 285	329	75	39	56	72	42	37	8	—	—
32611	Unsupported plastics film, sheet, & bag mfg	2 220	20 307	86 318	42	9	4	5	8	10	4	2	—	—
326111	Unsupported plastics bag mfg	380	3 071	12 925	9	1	1	3	1	1	2	—	—	—
326112	Unsupported plastics packaging film and sheet mfg	199	2 116	8 581	6	2	1	—	1	2	—	—	—	—
326113	Unsupported plastics film and sheet (except packaging) mfg	1 641	15 120	64 812	27	6	2	2	6	7	2	2	—	—
32612	Plastics pipe, pipe fitting, & unsupported profile shape mfg	1 311	12 798	51 256	20	4	5	1	1	4	4	1	—	—
326121	Unsupported plastics profile shape mfg	994	10 667	41 694	13	3	3	—	1	2	3	1	—	—
326122	Plastics pipe & pipe fitting mfg	317	2 131	9 562	7	1	2	1	—	2	1	—	—	—
32613	Laminated plastics plate, sheet & shape mfg	94	917	3 242	10	4	2	3	1	—	—	—	—	—
326130	Laminated plastics plate, sheet & shape mfg	94	917	3 242	10	4	2	3	1	—	—	—	—	—
32614	Polystyrene foam product mfg	359	3 112	12 701	12	1	1	5	2	3	—	—	—	—
326140	Polystyrene foam product mfg	359	3 112	12 701	12	1	1	5	2	3	—	—	—	—
32615	Foam product (exc polystyrene) mfg	189	1 487	6 555	11	4	—	3	4	—	—	—	—	—
326150	Foam product (exc polystyrene) mfg	189	1 487	6 555	11	4	—	3	4	—	—	—	—	—
32616	Plastics bottle mfg	127	969	4 063	4	—	—	—	4	—	—	—	—	—
326160	Plastics bottle mfg	127	969	4 063	4	—	—	—	4	—	—	—	—	—
32619	Other plastics product mfg	10 495	87 265	360 150	230	53	27	39	52	25	29	5	—	—
326191	Plastics plumbing fixture mfg	(C)	(D)	(D)	9	4	1	2	1	—	1	—	—	—
326192	Resilient floor covering mfg	(A)	(D)	(D)	1	1	—	—	—	—	—	—	—	—
326199	All other plastics product mfg	10 272	85 720	354 223	220	48	26	37	51	25	28	5	—	—
3262	Rubber product mfg	1 170	10 286	40 464	50	12	12	9	10	5	2	—	—	—
32621	Tire mfg	144	1 077	4 402	9	4	1	1	3	—	—	—	—	—
326211	Tire mfg (exc retreading)	(A)	(D)	(D)	1	1	—	—	—	—	—	—	—	—
326212	Tire retreading	(C)	(D)	(D)	8	3	1	1	3	—	—	—	—	—
32622	Rubber & plastics hoses & belting mfg	252	2 528	10 189	6	1	2	—	2	—	1	—	—	—
326220	Rubber & plastics hoses & belting mfg	252	2 528	10 189	6	1	2	—	2	—	1	—	—	—
32629	Other rubber product mfg	774	6 681	25 873	35	7	9	8	5	5	1	—	—	—
326291	Rubber product mfg for mechanical use	472	4 103	15 458	17	4	2	4	3	3	1	—	—	—
326299	All other rubber product mfg	302	2 578	10 415	18	3	7	4	2	2	—	—	—	—
327	Nonmetallic mineral product mfg	8 530	81 295	393 196	304	107	56	59	52	13	9	6	1	1
3271	Clay product & refractory mfg	(C)	(D)	(D)	20	11	4	2	2	1	—	—	—	—
32711	Pottery, ceramics & plumbing fixture mfg	(C)	(D)	(D)	15	8	3	2	2	—	—	—	—	—
327112	Vitreous china & other pottery product mfg	92	412	1 720	14	8	3	1	2	—	—	—	—	—
327113	Porcelain electrical supply mfg	(A)	(D)	(D)	1	—	—	1	—	—	—	—	—	—
32712	Clay building material & refractories mfg	(B)	(D)	(D)	5	3	1	—	—	1	—	—	—	—
327121	Brick & structural clay tile mfg	(B)	(D)	(D)	1	—	—	—	—	1	—	—	—	—
327122	Ceramic wall & floor tile mfg	(A)	(D)	(D)	3	2	1	—	—	—	—	—	—	—
327125	Nonclay refractory mfg	(A)	(D)	(D)	1	1	—	—	—	—	—	—	—	—
3272	Glass & glass product mfg	2 119	20 713	86 647	30	12	5	6	1	1	2	2	—	1
32721	Glass & glass product mfg	2 119	20 713	86 647	30	12	5	6	1	1	2	2	—	1
327212	Other pressed & blown glass & glassware mfg	(B)	(D)	(D)	5	2	1	2	—	—	—	—	—	—
327213	Glass container mfg	(E)	(D)	(D)	1	—	—	—	—	—	—	1	—	—
327215	Glass product mfg made of purchased glass	(G)	(D)	(D)	24	10	4	4	1	1	2	1	—	1
3273	Cement & concrete product mfg	3 786	35 002	198 223	199	64	41	40	39	9	4	2	—	—
32731	Cement mfg	(A)	(D)	(D)	1	—	—	1	—	—	—	—	—	—
327310	Cement mfg	(A)	(D)	(D)	1	—	—	1	—	—	—	—	—	—
32732	Ready-mix concrete mfg	1 453	12 487	87 570	117	42	26	21	25	3	—	—	—	—
327320	Ready-mix concrete mfg	1 453	12 487	87 570	117	42	26	21	25	3	—	—	—	—
32733	Concrete pipe, brick & block mfg	(F)	(D)	(D)	38	9	6	9	8	4	2	—	—	—
327331	Concrete block & brick mfg	(F)	(D)	(D)	25	5	5	7	5	2	1	—	—	—
327332	Concrete pipe mfg	(E)	(D)	(D)	13	4	1	2	3	2	1	—	—	—
32739	Other concrete product mfg	1 387	13 936	58 144	43	13	9	9	6	2	2	2	—	—
327390	Other concrete product mfg	1 387	13 936	58 144	43	13	9	9	6	2	2	2	—	—
3274	Lime & gypsum product mfg	(A)	(D)	(D)	2	1	1	—	—	—	—	—	—	—
32742	Gypsum product mfg	(A)	(D)	(D)	2	1	1	—	—	—	—	—	—	—
327420	Gypsum product mfg	(A)	(D)	(D)	2	1	1	—	—	—	—	—	—	—
3279	Other nonmetallic mineral product mfg	(G)	(D)	(D)	53	19	5	11	10	2	3	2	1	—
32791	Abrasive product mfg	(E)	(D)	(D)	5	2	1	—	—	1	—	1	—	—
327910	Abrasive product mfg	(E)	(D)	(D)	5	2	1	—	—	1	—	1	—	—
32799	All other nonmetallic mineral product mfg	(G)	(D)	(D)	48	17	4	11	10	1	3	1	1	—
327991	Cut stone & stone product mfg	(G)	(D)	(D)	36	13	3	8	8	1	2	—	1	—
327992	Ground or treated mineral & earth mfg	(A)	(D)	(D)	3	2	—	1	—	—	—	—	—	—
327993	Mineral wool mfg	(F)	(D)	(D)	3	—	—	1	1	—	—	1	—	—
327999	All oth misc nonmetallic mineral product mfg	(C)	(D)	(D)	6	2	1	1	1	—	1	—	—	—
331	Primary metal mfg	6 876	70 416	286 028	107	32	8	15	20	10	14	7	1	—
3311	Iron & steel mills & ferroalloy mfg	(F)	(D)	(D)	18	11	2	2	2	—	—	1	—	—
33111	Iron & steel mills & ferroalloy mfg	(F)	(D)	(D)	18	11	2	2	2	—	—	1	—	—
331111	Iron & steel mills	(F)	(D)	(D)	18	11	2	2	2	—	—	1	—	—
3312	Steel product mfg from purchased steel	(E)	(D)	(D)	10	6	1	1	1	—	—	1	—	—
33121	Iron, steel pipe & tube mfg from purchased steel	(E)	(D)	(D)	3	1	—	—	1	—	—	1	—	—
331210	Iron, steel pipe & tube mfg from purchased steel	(E)	(D)	(D)	3	1	—	—	1	—	—	1	—	—
33122	Rolling & drawing of purchased steel	20	102	740	7	5	1	1	—	—	—	—	—	—
331221	Rolled steel shape mfg	(A)	(D)	(D)	3	2	—	1	—	—	—	—	—	—
331222	Steel wire drawing	(A)	(D)	(D)	4	3	1	—	—	—	—	—	—	—
3313	Alumina & aluminum production & processing	629	5 736	23 533	8	2	1	1	1	—	2	1	—	—

See footnotes at end of table.



**Table 2. The State—Employees, Payroll, and Establishments by Industry: 2003—Con.**

[Excludes most government employees, railroad employees, and self-employed persons. Size class 1 to 4 includes establishments with payroll, but no employees, during mid-March pay period. (D) denotes figures withheld to avoid disclosing data for individual companies; the data are included in broader industry totals. For explanation of terms, abbreviations, and data reliability/comparability, see introductory text]

NAICS code	Industry	Number of employees for week including March 12	Payroll (\$1,000)		Total number of establishments	Number of establishments by employment-size class										
			First quarter	Annual		1 to 4	5 to 9	10 to 19	20 to 49	50 to 99	100 to 249	250 to 499	500 to 999	1,000 or more		
<b>31-33</b>	<b>Manufacturing—Con.</b>															
332	Fabricated metal product mfg—Con.															
3328	Coating, engrave, heat treating & oth activity—Con.															
33281	Coating, engrave, heat treating & oth activity—Con.															
332813	Electroplating, polishing, anodize, coloring.....	1 523	12 279	49 127	74	25	13	14	13	7	2	—	—	—	—	—
3329	Other fabricated metal product mfg.....	7 314	95 891	389 223	141	46	24	17	27	13	7	5	1	1	—	—
33291	Metal valve mfg.....	2 207	26 915	110 913	31	7	3	2	9	4	3	3	—	—	—	—
332911	Industrial valve mfg.....	1 027	13 111	53 014	11	1	1	1	3	3	2	—	—	—	—	—
332912	Fluid power valve & hose fitting mfg.....	1 082	12 900	54 211	16	4	2	1	4	1	3	1	—	—	—	—
332913	Plumbing fixture fitting & trim mfg.....	(B)	(D)	(D)	2	1	—	—	1	—	—	—	—	—	—	—
332919	Other metal valve & pipe fitting mfg.....	(B)	(D)	(D)	2	1	—	—	1	—	—	—	—	—	—	—
33299	All other fabricated metal product mfg.....	5 107	68 976	278 310	110	39	21	15	18	9	4	2	1	1	—	—
332991	Ball & roller bearing mfg.....	(A)	(D)	(D)	2	1	—	—	—	—	—	—	—	—	—	—
332992	Small arms ammunition mfg.....	(F)	(D)	(D)	2	—	—	—	1	—	—	—	—	1	—	—
332993	Ammunition (exc small arms) mfg.....	(F)	(D)	(D)	2	—	—	—	—	—	—	2	—	—	—	—
332994	Small arms mfg.....	(B)	(D)	(D)	3	2	—	—	1	—	—	—	—	—	—	—
332995	Other ordnance & accessories mfg.....	(G)	(D)	(D)	1	—	—	—	—	—	—	—	—	—	—	1
332996	Fabricated pipe & pipe fitting mfg.....	340	2 934	12 362	11	3	1	3	2	1	1	—	—	—	—	—
332997	Industrial pattern mfg.....	253	2 723	10 459	12	5	2	2	2	—	1	—	—	—	—	—
332999	All other misc fabricated metal product mfg.....	1 543	13 837	58 348	77	28	17	10	12	8	2	—	—	—	—	—
333	Machinery mfg.....	33 733	382 897	1 474 366	818	226	143	140	159	75	48	18	9	—	—	—
3331	Ag, construction & mining machinery mfg.....	5 740	59 459	185 787	109	25	21	20	21	14	2	2	4	—	—	—
33311	Agricultural implement mfg.....	4 298	44 668	121 636	67	15	12	9	16	9	1	2	3	—	—	—
333111	Farm machinery & equipment mfg.....	(H)	(D)	(D)	62	12	12	9	16	8	1	2	2	—	—	—
333112	Lawn & garden equipment mfg.....	(F)	(D)	(D)	5	3	—	—	—	1	—	—	1	—	—	—
33312	Construction machinery mfg.....	1 391	14 415	62 591	33	7	4	10	5	5	1	—	1	—	—	—
333120	Construction machinery mfg.....	1 391	14 415	62 591	33	7	4	10	5	5	1	—	1	—	—	—
33313	Mining & oil & gas field machinery mfg.....	51	376	1 560	9	3	5	1	—	—	—	—	—	—	—	—
333131	Mining machinery & equipment mfg.....	(B)	(D)	(D)	6	3	3	—	—	—	—	—	—	—	—	—
333132	Oil & gas field machinery & equipment mfg.....	(B)	(D)	(D)	3	—	2	1	—	—	—	—	—	—	—	—
3332	Industrial machinery mfg.....	3 536	45 656	180 129	103	28	12	18	23	14	7	1	—	—	—	—
33321	Sawmill & woodworking machinery mfg.....	(F)	(D)	(D)	10	1	1	2	3	1	2	—	—	—	—	—
333210	Sawmill & woodworking machinery mfg.....	(F)	(D)	(D)	10	1	1	2	3	1	2	—	—	—	—	—
33322	Plastics & rubber industry machinery mfg.....	(C)	(D)	(D)	9	5	1	—	1	2	—	—	—	—	—	—
333220	Plastics & rubber industry machinery mfg.....	(C)	(D)	(D)	9	5	1	—	1	2	—	—	—	—	—	—
33329	Other industrial machinery mfg.....	2 737	36 989	144 405	84	22	10	16	19	11	5	1	—	—	—	—
333291	Paper industry machinery mfg.....	(B)	(D)	(D)	3	1	—	—	1	—	—	—	—	—	—	—
333292	Textile machinery mfg.....	(A)	(D)	(D)	1	—	1	—	—	—	—	—	—	—	—	—
333293	Printing machinery & equipment mfg.....	(C)	(D)	(D)	14	7	2	3	1	1	—	—	—	—	—	—
333294	Food product machinery mfg.....	946	13 898	47 729	23	3	1	4	10	2	3	—	—	—	—	—
333295	Semiconductor machinery mfg.....	736	10 681	45 104	5	—	—	—	1	1	2	1	—	—	—	—
333298	All other industrial machinery mfg.....	816	9 778	39 900	38	11	6	9	6	6	—	—	—	—	—	—
3333	Commercial & service industry machinery mfg.....	3 670	41 709	169 402	71	23	6	12	15	4	8	3	—	—	—	—
33331	Commercial & service industry machinery mfg.....	3 670	41 709	169 402	71	23	6	12	15	4	8	3	—	—	—	—
333311	Automatic vending machine mfg.....	(C)	(D)	(D)	5	2	1	—	1	—	1	—	—	—	—	—
333312	Commercial laundry, dryclean & press mach mfg.....	(A)	(D)	(D)	1	—	—	1	—	—	—	—	—	—	—	—
333313	Office machinery mfg.....	(E)	(D)	(D)	3	—	1	—	—	2	—	—	—	—	—	—
333314	Optical instrument & lens mfg.....	(C)	(D)	(D)	6	2	—	—	3	1	—	—	—	—	—	—
333315	Photographic & photocopying equipment mfg.....	470	5 826	25 225	10	5	1	—	1	2	—	—	—	—	—	—
333319	Oth commercial, service industry machinery mfg.....	2 516	27 171	110 356	46	14	3	11	10	2	3	3	—	—	—	—
3334	HVAC & commercial refrigeration equipment mfg.....	3 855	39 084	158 902	63	18	8	6	15	9	2	3	2	—	—	—
33341	HVAC & commercial refrigeration equipment mfg.....	3 855	39 084	158 902	63	18	8	6	15	9	2	3	2	—	—	—
333411	Air purification equipment mfg.....	156	1 066	4 610	10	4	1	2	3	—	—	—	—	—	—	—
333412	Industrial & commercial fan & blower mfg.....	153	1 361	5 921	6	1	1	1	2	1	—	—	—	—	—	—
333414	Heating equipment (exc warm air furnaces) mfg.....	962	7 686	33 283	25	8	5	1	5	5	—	1	—	—	—	—
333415	AC, warm air htg & commercial refrig equip mfg.....	2 584	28 971	115 088	22	5	1	2	5	3	2	2	2	—	—	—
3335	Metalworking machinery mfg.....	5 156	56 775	225 587	246	86	57	43	39	13	5	3	—	—	—	—
33351	Metalworking machinery mfg.....	5 156	56 775	225 587	246	86	57	43	39	13	5	3	—	—	—	—
333511	Industrial mold mfg.....	1 176	13 150	53 707	101	33	31	20	13	3	1	—	—	—	—	—
333512	Machine tool (metal cutting types) mfg.....	591	6 122	24 023	14	3	—	5	3	2	—	—	—	—	—	—
333513	Machine tool (metal forming types) mfg.....	96	738	3 181	6	2	1	—	3	—	—	—	—	—	—	—
333514	Special die, tool, die set, jig & fixture mfg.....	2 103	24 345	99 644	84	33	14	16	14	3	2	2	—	—	—	—
333515	Cutting tool & machine tool accessory mfg.....	821	8 313	28 794	31	14	10	2	1	2	1	1	—	—	—	—
333518	Other metalworking machinery mfg.....	369	4 107	16 238	10	1	—	—	5	3	—	—	—	—	—	—
3336	Engine, turbine & power transmsn equip mfg.....	1 230	11 900	46 696	18	2	2	2	6	2	3	1	—	—	—	—
33361	Engine, turbine & power transmsn equip mfg.....	1 230	11 900	46 696	18	2	2	2	6	2	3	1	—	—	—	—
333611	Turbine & turbine generator set unit mfg.....	(A)	(D)	(D)	1	1	—	—	—	—	—	—	—	—	—	—
333612	Speed changer, ind high-speed drive & gear mfg.....	401	4 222	16 538	7	—	—	2	3	1	—	—	—	—	—	—
333613	Mechanical power transmission equipment mfg.....	(E)	(D)	(D)	4	—	—	—	2	1	—	—	—	—	—	—
333618	Other engine equipment mfg.....	498	4 195	16 056	6	1	2	—	1	—	1	1	—	—	—	—

See footnotes at end of table.

**Table 2. The State—Employees, Payroll, and Establishments by Industry: 2003—Con.**

[Excludes most government employees, railroad employees, and self-employed persons. Size class 1 to 4 includes establishments with payroll, but no employees, during mid-March pay period. (D) denotes figures withheld to avoid disclosing data for individual companies; the data are included in broader industry totals. For explanation of terms, abbreviations, and data reliability/comparability, see introductory text]

NAICS code	Industry	Number of employees for week including March 12	Payroll (\$1,000)		Total number of establishments	Number of establishments by employment-size class										
			First quarter	Annual		1 to 4	5 to 9	10 to 19	20 to 49	50 to 99	100 to 249	250 to 499	500 to 999	1,000 or more		
<b>31-33</b>	<b>Manufacturing—Con.</b>															
333	Machinery mfg—Con.															
3339	Other general purpose machinery mfg .....	10 546	128 314	507 863	208	44	37	39	40	19	21	5	3	—		
33391	Pump & compressor mfg .....	1 461	20 863	80 190	18	4	3	3	3	1	2	1	1	—		
333911	Pump & pumping equipment mfg .....	976	15 405	58 231	8	1	—	2	2	1	1	—	1	—		
333912	Air & gas compressor mfg .....	(E)	(D)	(D)	8	3	—	2	1	—	1	1	—	—		
333913	Measuring & dispensing pump mfg .....	(B)	(D)	(D)	2	—	1	1	—	—	—	—	—	—		
33392	Material handling equipment mfg .....	1 944	17 420	71 354	60	10	15	11	14	5	5	—	—	—		
333921	Elevator & moving stairway mfg .....	302	2 886	12 154	5	—	2	1	—	1	1	—	—	—		
333922	Conveyor & conveying equipment mfg ..	867	7 481	30 980	26	5	6	6	4	2	3	—	—	—		
333923	Overhead crane, hoist & monorail system mfg .....	341	3 068	12 265	15	3	4	1	5	2	—	—	—	—		
333924	Ind truck, tractor, trailer, stacker mach mfg .....	434	3 985	15 955	14	2	3	3	5	—	1	—	—	—		
33399	All other general purpose machinery mfg .	7 141	90 031	356 319	130	30	19	25	23	13	14	4	2	—		
333991	Power-driven handtool mfg .....	(E)	(D)	(D)	8	3	—	2	2	—	1	—	—	—		
333992	Welding & soldering equipment mfg .....	(B)	(D)	(D)	4	1	1	2	—	—	—	—	—	—		
333993	Packaging machinery mfg .....	2 348	27 794	106 126	36	5	4	4	10	6	6	—	1	—		
333994	Industrial process furnace & oven mfg ..	(C)	(D)	(D)	7	1	3	1	1	—	1	—	—	—		
333995	Fluid power cylinder & actuator mfg .....	368	4 411	16 573	10	2	—	2	4	1	1	—	—	—		
333996	Fluid power pump & motor mfg .....	315	3 334	14 434	6	1	1	1	1	1	1	—	—	—		
333997	Scale & balance (except laboratory) mfg .....	(E)	(D)	(D)	4	1	1	—	—	1	—	1	—	—		
333999	All other general purpose machinery mfg .....	3 099	41 654	170 516	55	16	9	13	5	4	4	3	1	—		
334	Computer & electronic product mfg .....	48 096	712 583	2 594 642	405	108	51	40	67	48	51	21	10	9		
3341	Computer & peripheral equipment mfg .....	12 859	237 358	801 993	51	15	4	5	9	7	5	1	2	3		
33411	Computer & peripheral equipment mfg .....	12 859	237 358	801 993	51	15	4	5	9	7	5	1	2	3		
334111	Electronic computer mfg .....	(E)	(D)	(D)	12	2	1	3	3	1	2	—	—	—		
334112	Computer storage device mfg .....	5 178	75 233	277 118	10	2	1	1	2	—	—	—	1	2		
334113	Computer terminal mfg .....	(B)	(D)	(D)	2	1	—	—	1	—	—	—	—	—		
334119	Other computer peripheral equipment mfg .....	7 207	155 592	499 037	27	10	2	1	3	6	2	1	1	1		
3342	Communications equipment mfg .....	2 097	30 686	113 671	32	13	4	2	3	2	6	2	—	—		
33421	Telephone apparatus mfg .....	727	7 273	26 328	13	6	1	1	1	1	2	1	—	—		
334210	Telephone apparatus mfg .....	727	7 273	26 328	13	6	1	1	1	1	2	1	—	—		
33422	Radio, TV broadcast & wireless comm equip mfg .....	510	6 227	22 197	10	4	1	—	2	1	2	—	—	—		
334220	Radio, TV broadcast & wireless comm equip mfg .....	510	6 227	22 197	10	4	1	—	2	1	2	—	—	—		
33429	Other communications equipment mfg .....	860	17 186	65 146	9	3	2	1	—	—	2	1	—	—		
334290	Other communications equipment mfg ..	860	17 186	65 146	9	3	2	1	—	—	2	1	—	—		
3343	Audio & video equipment mfg .....	227	1 943	8 158	12	4	2	2	3	1	—	—	—	—		
33431	Audio & video equipment mfg .....	227	1 943	8 158	12	4	2	2	3	1	—	—	—	—		
334310	Audio & video equipment mfg .....	227	1 943	8 158	12	4	2	2	3	1	—	—	—	—		
3344	Semiconductor & oth electronic component mfg .....	12 219	116 808	454 383	146	29	19	16	29	21	18	9	5	—		
33441	Semiconductor & oth electronic component mfg .....	12 219	116 808	454 383	146	29	19	16	29	21	18	9	5	—		
334412	Bare printed circuit board mfg .....	2 552	24 761	91 682	41	7	8	3	7	8	6	2	—	—		
334413	Semiconductor & related device mfg .....	2 397	29 654	119 490	19	6	1	3	3	1	1	2	2	—		
334415	Electronic resistor mfg .....	(C)	(D)	(D)	2	—	—	—	1	—	—	—	—	—		
334416	Electronic coil, transformer, oth inductor mfg .....	(E)	(D)	(D)	13	2	1	5	1	3	1	—	—	—		
334417	Electronic capacitor mfg .....	460	5 898	21 077	12	3	2	1	3	1	2	—	—	—		
334418	Printed circuit assembly (electronic assembly) mfg .....	3 726	31 734	125 790	28	2	5	1	7	3	5	3	2	—		
334419	Other electronic component mfg .....	2 448	19 988	77 338	31	9	2	3	7	5	2	2	1	—		
3345	Nav, measuring, medical, control instruments mfg .....	19 709	317 069	1 178 759	144	42	20	12	19	16	17	9	3	6		
33451	Nav, measuring, medical, control instruments mfg .....	19 709	317 069	1 178 759	144	42	20	12	19	16	17	9	3	6		
334510	Electromedical apparatus mfg .....	8 759	166 073	584 627	42	9	8	2	5	8	8	4	2	2		
334511	Search, detection & navigation instrument mfg .....	3 133	46 138	182 727	9	1	—	2	1	1	1	1	1	1		
334512	Automatic environmental control mfg ..	1 935	26 935	103 678	12	5	3	—	1	—	2	—	—	—		
334513	Industrial process control mfg .....	1 986	24 145	94 194	26	10	6	3	3	1	1	1	—	1		
334514	Total fluid meter & counting device mfg .	459	2 809	14 228	4	—	1	—	2	—	—	1	—	—		
334515	Electricity measuring, testing instrument mfg .....	422	5 483	23 415	16	7	3	—	2	3	1	—	—	—		
334516	Analytical laboratory instrument mfg .....	1 069	17 352	67 755	10	3	—	1	1	2	1	2	—	—		
334517	Irradiation apparatus mfg .....	(A)	(D)	(D)	3	2	—	1	—	—	—	—	—	—		
334518	Watch, clock & part mfg .....	(B)	(D)	(D)	4	1	2	—	—	1	—	—	—	—		
334519	Other measuring & controlling device mfg .....	1 837	27 332	104 876	18	4	3	3	4	—	3	—	—	—		
3346	Mfg & reproducing magnetic & optical media .....	985	8 719	37 678	20	5	2	3	4	1	5	—	—	—		
33461	Mfg & reproducing magnetic & optical media .....	985	8 719	37 678	20	5	2	3	4	1	5	—	—	—		
334611	Software reproducing .....	(E)	(D)	(D)	6	3	1	—	—	—	2	—	—	—		
334612	Prerecorded CD, tape, record reproducing .....	546	4 885	19 718	12	2	1	3	2	1	3	—	—	—		
334613	Magnetic and optical recording media mfg .....	(B)	(D)	(D)	2	—	—	—	2	—	—	—	—	—		
335	Electrical equip, appliance & component mfg ..	11 398	120 161	479 620	138	33	19	24	23	13	18	4	1	3		
3351	Electric lighting equipment mfg .....	(F)	(D)	(D)	15	5	2	4	—	1	2	1	—	—		
33512	Lighting fixture mfg .....	(F)	(D)	(D)	15	5	2	4	—	1	2	1	—	—		
335121	Residential electric lighting fixture mfg ..	(A)	(D)	(D)	1	1	—	—	—	—	—	—	—	—		
335122	Commercial electric lighting fixture mfg .	(C)	(D)	(D)	5	2	1	1	—	—	1	—	—	—		
335129	Other lighting equipment mfg .....	684	8 213	33 634	9	2	1	3	—	1	1	—	—	—		

See footnotes at end of table.

**Table 2. The State—Employees, Payroll, and Establishments by Industry: 2003—Con.**

[Excludes most government employees, railroad employees, and self-employed persons. Size class 1 to 4 includes establishments with payroll, but no employees, during mid-March pay period. (D) denotes figures withheld to avoid disclosing data for individual companies; the data are included in broader industry totals. For explanation of terms, abbreviations, and data reliability/comparability, see introductory text]

NAICS code	Industry	Number of employees for week including March 12	Payroll (\$1,000)		Total number of establishments	Number of establishments by employment-size class											
			First quarter	Annual		1 to 4	5 to 9	10 to 19	20 to 49	50 to 99	100 to 249	250 to 499	500 to 999	1,000 or more			
<b>31-33</b>	<b>Manufacturing—Con.</b>																
335	Electrical equip, appliance & component mfg—Con.																
3352	Household appliance mfg . . . . .	(G)	(D)	(D)	4	1	—	—	1	—	1	—	—	—	—	—	1
33521	Small electrical appliance mfg . . . . .	(C)	(D)	(D)	2	1	—	—	—	—	1	—	—	—	—	—	—
335211	Electric housewares & fan mfg . . . . .	(C)	(D)	(D)	2	1	—	—	—	—	1	—	—	—	—	—	—
33522	Major appliance mfg . . . . .	(G)	(D)	(D)	2	—	—	—	1	—	—	—	—	—	—	—	1
335222	Household refrigerator & freezer mfg . . . . .	(G)	(D)	(D)	1	—	—	—	—	—	—	—	—	—	—	—	1
335228	Other major household appliance mfg . . . . .	(B)	(D)	(D)	1	—	—	—	1	—	—	—	—	—	—	—	—
3353	Electrical equipment mfg . . . . .	4 831	57 493	215 681	76	17	13	14	11	7	11	2	—	—	—	—	1
33531	Electrical equipment mfg . . . . .	4 831	57 493	215 681	76	17	13	14	11	7	11	2	—	—	—	—	1
335311	Power, distribution, specialty transformer mfg . . . . .	(C)	(D)	(D)	10	4	3	1	2	—	—	—	—	—	—	—	—
335312	Motor & generator mfg . . . . .	2 524	34 060	120 004	17	2	3	3	2	3	3	1	—	—	—	—	1
335313	Switchgear & switchboard apparatus mfg . . . . .	(F)	(D)	(D)	15	3	3	2	4	—	3	—	—	—	—	—	—
335314	Relay & industrial control mfg . . . . .	1 564	16 478	66 077	34	8	5	8	3	4	5	1	—	—	—	—	—
3359	Other electrical equipment & component mfg . . . . .	3 803	39 656	160 212	43	10	4	6	11	5	4	1	1	1	1	1	1
33591	Battery mfg . . . . .	(B)	(D)	(D)	4	—	1	1	2	—	—	—	—	—	—	—	—
335911	Storage battery mfg . . . . .	(B)	(D)	(D)	4	—	1	1	2	—	—	—	—	—	—	—	—
33592	Communication & energy wire & cable mfg . . . . .	(C)	(D)	(D)	6	1	1	1	1	2	—	—	—	—	—	—	—
335921	Fiber optic cable mfg . . . . .	(A)	(D)	(D)	1	—	—	1	—	—	—	—	—	—	—	—	—
335929	Other communication & energy wire mfg . . . . .	(C)	(D)	(D)	5	1	1	—	1	2	—	—	—	—	—	—	—
33593	Wiring device mfg . . . . .	2 626	30 298	120 666	12	1	2	1	3	1	2	—	1	1	1	1	1
335931	Current-carrying wiring device mfg . . . . .	(G)	(D)	(D)	10	1	1	1	3	1	2	—	1	—	—	—	—
335932	Noncurrent-carrying wiring device mfg . . . . .	(G)	(D)	(D)	2	—	1	—	—	—	—	—	—	—	—	—	1
33599	All oth electrical equipment & component mfg . . . . .	908	7 472	31 477	21	8	—	3	5	2	2	1	—	—	—	—	—
335991	Carbon & graphite product mfg . . . . .	(A)	(D)	(D)	1	—	—	1	—	—	—	—	—	—	—	—	—
335999	All oth misc electrical equip & component mfg . . . . .	(F)	(D)	(D)	20	8	—	2	5	2	2	1	—	—	—	—	—
336	Transportation equipment mfg . . . . .	16 903	162 895	678 082	207	60	31	38	29	13	14	14	6	2	—	—	—
3361	Motor vehicle mfg . . . . .	(G)	(D)	(D)	6	2	—	1	—	1	—	1	—	1	—	—	1
33611	Automobile & light duty motor vehicle mfg . . . . .	(G)	(D)	(D)	2	1	—	—	—	—	—	—	—	—	—	—	1
336111	Automobile mfg . . . . .	(A)	(D)	(D)	1	—	—	—	—	—	—	—	—	—	—	—	—
336112	Light truck & utility vehicle mfg . . . . .	(G)	(D)	(D)	1	—	—	—	—	—	—	—	—	—	—	—	—
33612	Heavy duty truck mfg . . . . .	(E)	(D)	(D)	4	1	—	1	—	1	—	1	—	—	—	—	—
336120	Heavy duty truck mfg . . . . .	(E)	(D)	(D)	4	1	—	1	—	1	—	1	—	—	—	—	—
3362	Motor vehicle body & trailer mfg . . . . .	2 560	23 190	96 751	48	9	11	11	5	7	2	1	2	2	—	—	—
33621	Motor vehicle body & trailer mfg . . . . .	2 560	23 190	96 751	48	9	11	11	5	7	2	1	2	2	—	—	—
336211	Motor vehicle body mfg . . . . .	(G)	(D)	(D)	21	1	5	7	2	3	1	—	2	—	—	—	—
336212	Truck trailer mfg . . . . .	(E)	(D)	(D)	8	2	1	1	2	1	—	1	—	—	—	—	—
336213	Motor home mfg . . . . .	(A)	(D)	(D)	1	1	—	—	—	—	—	—	—	—	—	—	—
336214	Travel trailer & camper mfg . . . . .	(E)	(D)	(D)	18	5	5	3	1	3	1	—	—	—	—	—	—
3363	Motor vehicle parts mfg . . . . .	4 713	39 079	156 869	72	23	13	13	9	1	5	7	1	—	—	—	—
33631	Motor vehicle gas engine & engine parts mfg . . . . .	(F)	(D)	(D)	19	15	—	2	—	1	—	1	—	—	—	—	—
336311	Carburetor, piston, piston ring & valve mfg . . . . .	(A)	(D)	(D)	2	1	—	1	—	—	—	—	—	—	—	—	—
336312	Gasoline engine & engine parts mfg . . . . .	(F)	(D)	(D)	17	14	—	1	—	1	—	1	—	—	—	—	—
33632	MV electrical & electronic equipment mfg . . . . .	848	6 376	24 985	11	3	—	1	3	—	3	1	—	—	—	—	—
336321	Vehicular lighting equipment mfg . . . . .	(B)	(D)	(D)	1	—	—	—	1	—	—	—	—	—	—	—	—
336322	Other MV electrical & electronic equip mfg . . . . .	(F)	(D)	(D)	10	3	—	1	2	—	3	1	—	—	—	—	—
33633	Motor vehicle steering & suspension parts mfg . . . . .	(B)	(D)	(D)	5	—	2	1	2	—	—	—	—	—	—	—	—
336330	Motor vehicle steering & suspension parts mfg . . . . .	(B)	(D)	(D)	5	—	2	1	2	—	—	—	—	—	—	—	—
33634	Motor vehicle brake system mfg . . . . .	(C)	(D)	(D)	2	1	—	—	—	—	1	—	—	—	—	—	—
336340	Motor vehicle brake system mfg . . . . .	(C)	(D)	(D)	2	1	—	—	—	—	1	—	—	—	—	—	—
33635	MV transmission & power train parts mfg . . . . .	353	2 784	12 320	6	—	1	2	2	—	—	1	—	—	—	—	—
336350	MV transmission & power train parts mfg . . . . .	353	2 784	12 320	6	—	1	2	2	—	—	1	—	—	—	—	—
33636	Motor vehicle seating & interior trim mfg . . . . .	(A)	(D)	(D)	4	2	2	—	—	—	—	—	—	—	—	—	—
336360	Motor vehicle seating & interior trim mfg . . . . .	(A)	(D)	(D)	4	2	2	—	—	—	—	—	—	—	—	—	—
33637	Motor vehicle metal stamping . . . . .	(G)	(D)	(D)	5	1	—	—	1	—	—	2	1	—	—	—	—
336370	Motor vehicle metal stamping . . . . .	(G)	(D)	(D)	5	1	—	—	1	—	—	2	1	—	—	—	—
33639	Other motor vehicle parts mfg . . . . .	878	6 386	25 494	20	1	8	7	1	—	1	2	—	—	—	—	—
336399	All other motor vehicle parts mfg . . . . .	878	6 386	25 494	20	1	8	7	1	—	1	2	—	—	—	—	—
3364	Aerospace product & parts mfg . . . . .	(G)	(D)	(D)	21	6	1	7	2	2	2	—	1	—	—	—	—
33641	Aerospace product & parts mfg . . . . .	(G)	(D)	(D)	21	6	1	7	2	2	2	—	1	—	—	—	—
336411	Aircraft mfg . . . . .	(F)	(D)	(D)	6	3	—	2	—	—	—	—	—	—	—	—	—
336412	Aircraft engine & engine parts mfg . . . . .	(C)	(D)	(D)	3	—	—	1	1	1	—	—	—	—	—	—	—
336413	Other aircraft part & auxiliary equipment mfg . . . . .	(E)	(D)	(D)	12	3	1	4	1	1	2	—	—	—	—	—	—
3365	Railroad rolling stock mfg . . . . .	(C)	(D)	(D)	5	1	—	2	1	—	1	—	—	—	—	—	—
33651	Railroad rolling stock mfg . . . . .	(C)	(D)	(D)	5	1	—	2	1	—	1	—	—	—	—	—	—
336510	Railroad rolling stock mfg . . . . .	(C)	(D)	(D)	5	1	—	2	1	—	1	—	—	—	—	—	—
3366	Ship & boat building . . . . .	2 516	17 512	80 526	26	7	2	1	8	2	2	2	2	—	—	—	—
33661	Ship & boat building . . . . .	2 516	17 512	80 526	26	7	2	1	8	2	2	2	2	—	—	—	—
336611	Ship building & repairing . . . . .	(B)	(D)	(D)	3	1	—	1	1	—	—	—	—	—	—	—	—
336612	Boat building . . . . .	(G)	(D)	(D)	23	6	2	—	7	2	2	2	2	—	—	—	—
3369	Other transportation equipment mfg . . . . .	3 258	32 334	122 662	29	12	4	3	4	—	2	3	—	—	—	—	1
33699	Other transportation equipment mfg . . . . .	3 258	32 334	122 662	29	12	4	3	4	—	2	3	—	—	—	—	1
336991	Motorcycle, bicycle & parts mfg . . . . .	36	367	1 462	7	4	2	1	—	—	—	—	—	—	—	—	—
336999	All other transportation equipment mfg . . . . .	3 222	31 967	121 200	22	8	2	2	4	—	2	3	—	—	—	—	1
337	Furniture & related product mfg . . . . .	12 544	101 775	425 879	607	268	109	106	80	19	17	7	1	—	—	—	—

See footnotes at end of table.



**Table 2. The State—Employees, Payroll, and Establishments by Industry: 2003—Con.**

[Excludes most government employees, railroad employees, and self-employed persons. Size class 1 to 4 includes establishments with payroll, but no employees, during mid-March pay period. (D) denotes figures withheld to avoid disclosing data for individual companies; the data are included in broader industry totals. For explanation of terms, abbreviations, and data reliability/comparability, see introductory text]

NAICS code	Industry	Number of employees for week including March 12	Payroll (\$1,000)		Total number of establishments	Number of establishments by employment-size class											
			First quarter	Annual		1 to 4	5 to 9	10 to 19	20 to 49	50 to 99	100 to 249	250 to 499	500 to 999	1,000 or more			
<b>31-33</b>	<b>Manufacturing—Con.</b>																
337	Furniture & related product mfg—Con.																
3371	HH & institutional furniture & kitchen cabinet mfg	7 491	57 944	241 283	457	231	92	72	44	5	6	6	1	—	—	—	—
33711	Wood kitchen cabinet & countertop mfg...	4 399	32 068	139 279	316	173	59	49	26	4	1	3	1	—	—	—	—
337110	Wood kitchen cabinet & countertop mfg...	4 399	32 068	139 279	316	173	59	49	26	4	1	3	1	—	—	—	—
33712	Household & institutional furniture mfg	3 092	25 876	102 004	141	58	33	23	18	1	5	3	—	—	—	—	—
337121	Upholstered household furniture mfg	598	4 022	17 557	38	12	12	7	6	—	1	—	—	—	—	—	—
337122	Nonupholstered wood household furniture mfg	627	3 582	15 230	78	42	16	12	6	1	1	—	—	—	—	—	—
337124	Metal household furniture manufacturing	(E)	(D)	(D)	5	1	—	1	2	—	—	1	—	—	—	—	—
337125	Household furniture (exc wood & metal) mfg	(B)	(D)	(D)	2	—	1	1	—	—	—	—	—	—	—	—	—
337127	Institutional furniture mfg	1 413	14 980	56 834	18	3	4	2	4	—	3	2	—	—	—	—	—
3372	Office furniture (including fixtures) mfg	4 456	39 582	166 821	133	32	15	30	34	12	9	1	—	—	—	—	—
33721	Office furniture (including fixtures) mfg	4 456	39 582	166 821	133	32	15	30	34	12	9	1	—	—	—	—	—
337211	Wood office furniture mfg	520	4 188	16 789	21	9	2	2	4	3	1	—	—	—	—	—	—
337212	Custom architectural woodwork & millwork mfg	1 217	10 318	45 591	43	10	6	10	12	3	2	—	—	—	—	—	—
337214	Office furniture (except wood) mfg	588	6 315	24 027	12	2	—	3	2	4	1	—	—	—	—	—	—
337215	Showcase, partition, shelving & locker mfg	2 131	18 761	80 414	57	11	7	15	16	2	5	1	—	—	—	—	—
3379	Other furniture related product mfg	597	4 249	17 775	17	5	2	4	2	2	2	—	—	—	—	—	—
33791	Mattress mfg	(E)	(D)	(D)	11	2	2	3	1	2	1	—	—	—	—	—	—
337910	Mattress mfg	(E)	(D)	(D)	11	2	2	3	1	2	1	—	—	—	—	—	—
33792	Blind & shade mfg	(C)	(D)	(D)	6	3	—	1	1	—	1	—	—	—	—	—	—
337920	Blind & shade mfg	(C)	(D)	(D)	6	3	—	1	1	—	1	—	—	—	—	—	—
339	Miscellaneous mfg	19 557	237 583	954 748	728	337	130	92	85	39	32	11	1	1	—	—	—
3391	Medical equipment & supplies mfg	12 651	176 344	701 365	294	114	53	32	43	21	21	8	1	1	—	—	—
33911	Medical equipment & supplies mfg	12 651	176 344	701 365	294	114	53	32	43	21	21	8	1	1	—	—	—
339111	Laboratory apparatus & furniture mfg	497	5 803	23 470	8	3	—	—	3	—	2	—	—	—	—	—	—
339112	Surgical & medical instrument mfg	6 973	114 634	456 776	60	11	8	8	12	6	7	6	1	1	—	—	—
339113	Surgical appliance & supplies mfg	2 537	33 866	130 615	51	14	7	7	9	6	6	2	—	—	—	—	—
339114	Dental equipment & supplies mfg	197	1 239	6 404	18	4	6	4	4	—	—	—	—	—	—	—	—
339115	Ophthalmic goods mfg	961	7 857	32 378	14	1	1	2	4	2	4	—	—	—	—	—	—
339116	Dental laboratories	1 486	12 945	51 722	143	81	31	11	11	7	2	—	—	—	—	—	—
3399	Other miscellaneous mfg	6 906	61 239	253 383	434	223	77	60	42	18	11	3	—	—	—	—	—
33991	Jewelry & silverware mfg	266	1 956	8 164	40	25	6	5	4	—	—	—	—	—	—	—	—
339911	Jewelry (exc costume) mfg	194	1 508	6 243	27	16	5	3	3	—	—	—	—	—	—	—	—
339912	Silverware & hollowware mfg	(B)	(D)	(D)	2	1	—	—	1	—	—	—	—	—	—	—	—
339913	Jewelers' material & lapidary work mfg	(B)	(D)	(D)	4	2	—	2	—	—	—	—	—	—	—	—	—
339914	Costume jewelry & novelty mfg	(A)	(D)	(D)	7	6	1	—	—	—	—	—	—	—	—	—	—
33992	Sporting & athletic goods mfg	1 722	15 992	58 086	74	43	11	3	11	3	1	2	—	—	—	—	—
339920	Sporting & athletic goods mfg	1 722	15 992	58 086	74	43	11	3	11	3	1	2	—	—	—	—	—
33993	Doll, toy & game mfg	85	913	3 283	20	12	6	1	1	—	—	—	—	—	—	—	—
339931	Doll & stuffed toy mfg	(B)	(D)	(D)	4	2	1	—	1	—	—	—	—	—	—	—	—
339932	Game, toy & children's vehicle mfg	(B)	(D)	(D)	16	10	5	1	—	—	—	—	—	—	—	—	—
33994	Office supplies (exc paper) mfg	62	310	1 554	9	4	3	2	—	—	—	—	—	—	—	—	—
339941	Pen & mechanical pencil mfg	(A)	(D)	(D)	1	1	—	—	—	—	—	—	—	—	—	—	—
339942	Lead pencil & art good mfg	(A)	(D)	(D)	1	1	—	—	—	—	—	—	—	—	—	—	—
339943	Marking device mfg	(B)	(D)	(D)	7	2	3	2	—	—	—	—	—	—	—	—	—
33995	Sign mfg	2 264	21 722	91 370	139	70	24	20	14	6	4	1	—	—	—	—	—
339950	Sign mfg	2 264	21 722	91 370	139	70	24	20	14	6	4	1	—	—	—	—	—
33999	All other misc mfg	2 507	20 346	90 926	152	69	27	29	12	9	6	—	—	—	—	—	—
339991	Gasket, packing & sealing device mfg	868	7 449	33 045	20	6	1	2	5	3	3	—	—	—	—	—	—
339992	Musical instrument mfg	98	538	2 341	19	13	2	4	—	—	—	—	—	—	—	—	—
339993	Fastener, button, needle & pin mfg	(B)	(D)	(D)	3	1	1	—	—	1	—	—	—	—	—	—	—
339994	Broom, brush & mop mfg	(C)	(D)	(D)	3	2	—	—	—	—	1	—	—	—	—	—	—
339995	Burial casket mfg	(B)	(D)	(D)	2	1	—	—	1	—	—	—	—	—	—	—	—
339999	All other miscellaneous mfg	1 303	10 426	47 552	105	46	23	23	6	5	2	—	—	—	—	—	—
<b>42</b>	<b>Wholesale trade</b>	<b>131 455</b>	<b>1 700 959</b>	<b>6 903 472</b>	<b>8 770</b>	<b>4 516</b>	<b>1 600</b>	<b>1 263</b>	<b>908</b>	<b>294</b>	<b>135</b>	<b>39</b>	<b>10</b>	<b>5</b>			
423	Merchant Wholesalers, Durable Goods	79 002	1 133 274	4 517 662	4 883	2 290	929	788	587	189	75	16	5	4			
4231	Motor Vehicle and Motor Vehicle Parts and Supplies Merchant Wholesalers	7 654	78 759	319 738	494	210	102	86	67	17	10	2	—	—			
42311	Automobile and Other Motor Vehicle Merchant Wholesalers	2 992	37 431	147 994	134	65	12	16	28	7	4	2	—	—			
423110	Automobile and Other Motor Vehicle Merchant Wholesalers	2 992	37 431	147 994	134	65	12	16	28	7	4	2	—	—			
42312	Motor Vehicle Supplies and New Parts Merchant Wholesalers	3 967	35 927	148 588	281	109	69	59	30	8	6	—	—	—			
423120	Motor Vehicle Supplies and New Parts Merchant Wholesalers	3 967	35 927	148 588	281	109	69	59	30	8	6	—	—	—			
42313	Tire and Tube Merchant Wholesalers	341	2 634	11 981	36	12	11	6	7	—	—	—	—	—			
423130	Tire and Tube Merchant Wholesalers	341	2 634	11 981	36	12	11	6	7	—	—	—	—	—			
42314	Motor Vehicle Parts (Used) Merchant Wholesalers	354	2 767	11 175	43	24	10	5	2	2	—	—	—	—			
423140	Motor Vehicle Parts (Used) Merchant Wholesalers	354	2 767	11 175	43	24	10	5	2	2	—	—	—	—			
4232	Furniture and Home Furnishing Merchant Wholesalers	2 749	28 412	116 217	221	122	37	29	17	11	5	—	—	—			
42321	Furniture Merchant Wholesalers	1 181	11 758	48 061	115	66	22	13	7	5	2	—	—	—			
423210	Furniture Merchant Wholesalers	1 181	11 758	48 061	115	66	22	13	7	5	2	—	—	—			
42322	Home Furnishing Merchant Wholesalers	1 568	16 654	68 156	106	56	15	16	10	6	3	—	—	—			
423220	Home Furnishing Merchant Wholesalers	1 568	16 654	68 156	106	56	15	16	10	6	3	—	—	—			
4233	Lumber and Other Construction Materials Merchant Wholesalers	6 422	90 814	336 898	335	124	62	71	51	21	4	1	1	—			
42331	Lumber, Plywood, Millwork, and Wood Panel Merchant Wholesalers	4 504	66 766	234 634	203	65	32	48	38	16	3	—	1	—			
423310	Lumber, Plywood, Millwork, and Wood Panel Merchant Wholesalers	4 504	66 766	234 634	203	65	32	48	38	16	3	—	1	—			

See footnotes at end of table.

**Table 2. The State—Employees, Payroll, and Establishments by Industry: 2003—Con.**

[Excludes most government employees, railroad employees, and self-employed persons. Size class 1 to 4 includes establishments with payroll, but no employees, during mid-March pay period. (D) denotes figures withheld to avoid disclosing data for individual companies; the data are included in broader industry totals. For explanation of terms, abbreviations, and data reliability/comparability, see introductory text]

NAICS code	Industry	Number of employees for week including March 12	Payroll (\$1,000)		Total number of establishments	Number of establishments by employment-size class											
			First quarter	Annual		1 to 4	5 to 9	10 to 19	20 to 49	50 to 99	100 to 249	250 to 499	500 to 999	1,000 or more			
<b>42</b>	<b>Wholesale trade—Con.</b>																
423	Merchant Wholesalers, Durable Goods—Con.																
4233	Lumber and Other Construction Materials Merchant Wholesalers—Con.																
42332	Brick, Stone, and Related Construction Material Merchant Wholesalers . . . . .	336	3 655	19 734	53	30	15	5	2	1	—	—	—	—	—	—	—
423320	Brick, Stone, and Related Construction Material Merchant Wholesalers . . . . .	336	3 655	19 734	53	30	15	5	2	1	—	—	—	—	—	—	—
42333	Roofing, Siding, and Insulation Material Merchant Wholesalers . . . . .	803	8 157	37 586	42	10	9	11	8	3	1	—	—	—	—	—	—
423330	Roofing, Siding, and Insulation Material Merchant Wholesalers . . . . .	803	8 157	37 586	42	10	9	11	8	3	1	—	—	—	—	—	—
42339	Other Construction Material Merchant Wholesalers . . . . .	779	12 236	44 944	37	19	6	7	3	1	—	1	—	—	—	—	—
423390	Other Construction Material Merchant Wholesalers . . . . .	779	12 236	44 944	37	19	6	7	3	1	—	1	—	—	—	—	—
4234	Professional and Commercial Equipment and Supplies Merchant Wholesalers . . . . .	24 394	498 157	1 948 263	825	386	155	106	102	35	23	11	4	3			
42341	Photographic Equipment and Supplies Merchant Wholesalers . . . . .	614	10 644	44 691	19	7	3	3	4	1	—	1	—	—	—	—	—
423410	Photographic Equipment and Supplies Merchant Wholesalers . . . . .	614	10 644	44 691	19	7	3	3	4	1	—	1	—	—	—	—	—
42342	Office Equipment Merchant Wholesalers . . . . .	2 951	33 075	134 627	115	53	19	15	17	4	3	4	—	—	—	—	—
423420	Office Equipment Merchant Wholesalers . . . . .	2 951	33 075	134 627	115	53	19	15	17	4	3	4	—	—	—	—	—
42343	Computer and Computer Peripheral Equipment and Software Merchant Wholesalers . . . . .	8 765	161 942	603 660	334	155	63	45	41	19	4	4	2	1			
423430	Computer and Computer Peripheral Equipment and Software Merchant Wholesalers . . . . .	8 765	161 942	603 660	334	155	63	45	41	19	4	4	2	1			
42344	Other Commercial Equipment Merchant Wholesalers . . . . .	1 092	12 285	50 965	89	39	18	12	15	4	1	—	—	—	—	—	—
423440	Other Commercial Equipment Merchant Wholesalers . . . . .	1 092	12 285	50 965	89	39	18	12	15	4	1	—	—	—	—	—	—
42345	Medical, Dental, and Hospital Equipment and Supplies Merchant Wholesalers . . . . .	9 252	265 448	1 055 742	178	86	34	23	15	5	9	2	2	2			
423450	Medical, Dental, and Hospital Equipment and Supplies Merchant Wholesalers . . . . .	9 252	265 448	1 055 742	178	86	34	23	15	5	9	2	2	2			
42346	Ophthalmic Goods Merchant Wholesalers . . . . .	1 281	8 945	35 033	35	14	9	2	3	1	6	—	—	—	—	—	—
423460	Ophthalmic Goods Merchant Wholesalers . . . . .	1 281	8 945	35 033	35	14	9	2	3	1	6	—	—	—	—	—	—
42349	Other Professional Equipment and Supplies Merchant Wholesalers . . . . .	439	5 818	23 545	55	32	9	6	7	1	—	—	—	—	—	—	—
423490	Other Professional Equipment and Supplies Merchant Wholesalers . . . . .	439	5 818	23 545	55	32	9	6	7	1	—	—	—	—	—	—	—
4235	Metal and Mineral (except Petroleum) Merchant Wholesalers . . . . .	2 518	26 220	106 814	152	63	33	27	14	11	4	—	—	—	—	—	—
42351	Metal Service Centers and Other Metal Merchant Wholesalers . . . . .	2 495	25 888	104 613	145	57	33	26	14	11	4	—	—	—	—	—	—
423510	Metal Service Centers and Other Metal Merchant Wholesalers . . . . .	2 495	25 888	104 613	145	57	33	26	14	11	4	—	—	—	—	—	—
42352	Coal and Other Mineral and Ore Merchant Wholesalers . . . . .	23	332	2 201	7	6	—	1	—	—	—	—	—	—	—	—	—
423520	Coal and Other Mineral and Ore Merchant Wholesalers . . . . .	23	332	2 201	7	6	—	1	—	—	—	—	—	—	—	—	—
4236	Electrical and Electronic Goods Merchant Wholesalers . . . . .	9 836	134 522	550 978	564	265	100	83	72	29	14	—	—	1			
42361	Electrical Apparatus and Equipment, Wiring Supplies, and Related Equipment . . . . .	3 855	47 508	187 735	239	111	44	35	31	10	8	—	—	—	—	—	—
423610	Electrical Apparatus and Equipment, Wiring Supplies, and Related Equipment . . . . .	3 855	47 508	187 735	239	111	44	35	31	10	8	—	—	—	—	—	—
42362	Electrical and Electronic Appliance, Television, and Radio Set Merchant Wholesalers . . . . .	569	6 014	25 641	37	18	3	8	4	3	1	—	—	—	—	—	—
423620	Electrical and Electronic Appliance, Television, and Radio Set Merchant Wholesalers . . . . .	569	6 014	25 641	37	18	3	8	4	3	1	—	—	—	—	—	—
42369	Other Electronic Parts and Equipment Merchant Wholesalers . . . . .	5 412	81 000	337 602	288	136	53	40	37	16	5	—	—	1			
423690	Other Electronic Parts and Equipment Merchant Wholesalers . . . . .	5 412	81 000	337 602	288	136	53	40	37	16	5	—	—	1			
4237	Hardware, and Plumbing and Heating Equipment and Supplies Merchant Wholesalers . . . . .	4 829	48 763	198 261	349	157	84	52	35	16	5	—	—	—	—	—	—
42371	Hardware Merchant Wholesalers . . . . .	1 829	18 340	72 146	133	64	32	14	13	7	3	—	—	—	—	—	—
423710	Hardware Merchant Wholesalers . . . . .	1 829	18 340	72 146	133	64	32	14	13	7	3	—	—	—	—	—	—
42372	Plumbing and Heating Equipment and Supplies (Hydronics) Merchant Wholesalers . . . . .	1 573	18 487	72 578	115	44	28	25	10	6	2	—	—	—	—	—	—
423720	Plumbing and Heating Equipment and Supplies (Hydronics) Merchant Wholesalers . . . . .	1 573	18 487	72 578	115	44	28	25	10	6	2	—	—	—	—	—	—
42373	Warm Air Heating and Air-Conditioning Equipment and Supplies Merchant Wholesalers . . . . .	776	9 553	43 958	82	42	18	10	10	2	—	—	—	—	—	—	—
423730	Warm Air Heating and Air-Conditioning Equipment and Supplies Merchant Wholesalers . . . . .	776	9 553	43 958	82	42	18	10	10	2	—	—	—	—	—	—	—
42374	Refrigeration Equipment and Supplies Merchant Wholesalers . . . . .	210	2 383	9 579	19	7	6	3	2	1	—	—	—	—	—	—	—
423740	Refrigeration Equipment and Supplies Merchant Wholesalers . . . . .	210	2 383	9 579	19	7	6	3	2	1	—	—	—	—	—	—	—
4238	Machinery, Equipment, and Supplies Merchant Wholesalers . . . . .	15 915	178 774	734 112	1 323	581	260	259	177	37	7	2	—	—	—	—	—
42381	Construction and Mining (except Oil Well) Machinery and Equipment Merchant Wholesalers . . . . .	2 173	31 924	124 467	110	39	19	21	25	3	1	2	—	—	—	—	—
423810	Construction and Mining (except Oil Well) Machinery and Equipment Merchant Wholesalers . . . . .	2 173	31 924	124 467	110	39	19	21	25	3	1	2	—	—	—	—	—

See footnotes at end of table.

**Table 2. The State—Employees, Payroll, and Establishments by Industry: 2003—Con.**

[Excludes most government employees, railroad employees, and self-employed persons. Size class 1 to 4 includes establishments with payroll, but no employees, during mid-March pay period. (D) denotes figures withheld to avoid disclosing data for individual companies; the data are included in broader industry totals. For explanation of terms, abbreviations, and data reliability/comparability, see introductory text]

NAICS code	Industry	Number of employees for week including March 12	Payroll (\$1,000)		Total number of establishments	Number of establishments by employment-size class										
			First quarter	Annual		1 to 4	5 to 9	10 to 19	20 to 49	50 to 99	100 to 249	250 to 499	500 to 999	1,000 or more		
<b>42</b>	<b>Wholesale trade—Con.</b>															
423	Merchant Wholesalers, Durable Goods—Con.															
4238	Machinery, Equipment, and Supplies Merchant Wholesalers—Con.															
42382	Farm and Garden Machinery and Equipment Merchant Wholesalers	4 545	38 929	164 570	368	129	72	99	59	7	2	—	—	—	—	
423820	Farm and Garden Machinery and Equipment Merchant Wholesalers	4 545	38 929	164 570	368	129	72	99	59	7	2	—	—	—	—	
42383	Industrial Machinery and Equipment Merchant Wholesalers	5 970	71 638	294 773	544	270	98	94	60	19	3	—	—	—	—	
423830	Industrial Machinery and Equipment Merchant Wholesalers	5 970	71 638	294 773	544	270	98	94	60	19	3	—	—	—	—	
42384	Industrial Supplies Merchant Wholesalers	1 903	20 830	88 735	188	86	48	29	21	4	—	—	—	—	—	
423840	Industrial Supplies Merchant Wholesalers	1 903	20 830	88 735	188	86	48	29	21	4	—	—	—	—	—	
42385	Service Establishment Equipment and Supplies Merchant Wholesalers	1 147	13 869	54 830	89	40	21	13	11	3	1	—	—	—	—	
423850	Service Establishment Equipment and Supplies Merchant Wholesalers	1 147	13 869	54 830	89	40	21	13	11	3	1	—	—	—	—	
42386	Transportation Equipment and Supplies (except Motor Vehicle) Merchant Wh	177	1 584	6 737	24	17	2	3	1	1	—	—	—	—	—	
423860	Transportation Equipment and Supplies (except Motor Vehicle) Merchant Wh	177	1 584	6 737	24	17	2	3	1	1	—	—	—	—	—	
4239	Miscellaneous Durable Goods Merchant Wholesalers	5 126	48 853	206 381	620	382	96	75	52	12	3	—	—	—	—	
42391	Sporting and Recreational Goods and Supplies Merchant Wholesalers	1 527	13 604	58 937	150	89	20	24	12	3	2	—	—	—	—	
423910	Sporting and Recreational Goods and Supplies Merchant Wholesalers	1 527	13 604	58 937	150	89	20	24	12	3	2	—	—	—	—	
42392	Toy and Hobby Goods and Supplies Merchant Wholesalers	316	3 679	13 269	41	26	8	2	4	1	—	—	—	—	—	
423920	Toy and Hobby Goods and Supplies Merchant Wholesalers	316	3 679	13 269	41	26	8	2	4	1	—	—	—	—	—	
42393	Recyclable Material Merchant Wholesalers	1 355	11 238	48 361	129	55	29	25	16	4	—	—	—	—	—	
423930	Recyclable Material Merchant Wholesalers	1 355	11 238	48 361	129	55	29	25	16	4	—	—	—	—	—	
42394	Jewelry, Watch, Precious Stone, and Precious Metal Merchant Wholesalers	411	3 538	16 601	68	43	12	9	4	—	—	—	—	—	—	
423940	Jewelry, Watch, Precious Stone, and Precious Metal Merchant Wholesalers	411	3 538	16 601	68	43	12	9	4	—	—	—	—	—	—	
42399	Other Miscellaneous Durable Goods Merchant Wholesalers	1 517	16 794	69 213	232	169	27	15	16	4	1	—	—	—	—	
423990	Other Miscellaneous Durable Goods Merchant Wholesalers	1 517	16 794	69 213	232	169	27	15	16	4	1	—	—	—	—	
424	Merchant Wholesalers, Non durable Goods	45 524	480 541	2 019 190	2 614	1 278	500	370	285	97	57	22	4	1	—	
4241	Paper and Paper Product Merchant Wholesalers	4 050	47 063	183 837	254	136	40	29	35	8	4	1	1	—	—	
42411	Printing and Writing Paper Merchant Wholesalers	707	10 886	44 682	36	19	5	4	4	2	2	—	—	—	—	
424110	Printing and Writing Paper Merchant Wholesalers	707	10 886	44 682	36	19	5	4	4	2	2	—	—	—	—	
42412	Stationery and Office Supplies Merchant Wholesalers	2 532	27 647	105 358	134	73	22	14	16	5	2	1	1	—	—	
424120	Stationery and Office Supplies Merchant Wholesalers	2 532	27 647	105 358	134	73	22	14	16	5	2	1	1	—	—	
42413	Industrial and Personal Service Paper Merchant Wholesalers	811	8 530	33 797	84	44	13	11	15	1	—	—	—	—	—	
424130	Industrial and Personal Service Paper Merchant Wholesalers	811	8 530	33 797	84	44	13	11	15	1	—	—	—	—	—	
4242	Drugs and Druggists' Sundries Merchant Wholesalers	3 077	43 016	194 627	94	40	11	7	18	9	7	2	—	—	—	
42421	Drugs and Druggists' Sundries Merchant Wholesalers	3 077	43 016	194 627	94	40	11	7	18	9	7	2	—	—	—	
424210	Drugs and Druggists' Sundries Merchant Wholesalers	3 077	43 016	194 627	94	40	11	7	18	9	7	2	—	—	—	
4243	Apparel, Piece Goods, and Notions Merchant Wholesalers	1 363	14 231	61 345	153	93	29	16	10	3	2	—	—	—	—	
42431	Piece Goods, Notions, and Other Dry Goods Merchant Wholesalers	287	2 486	11 312	38	19	10	4	5	—	—	—	—	—	—	
424310	Piece Goods, Notions, and Other Dry Goods Merchant Wholesalers	287	2 486	11 312	38	19	10	4	5	—	—	—	—	—	—	
42432	Men's and Boys' Clothing and Furnishings Merchant Wholesalers	574	5 879	24 101	58	33	13	6	3	2	1	—	—	—	—	
424320	Men's and Boys' Clothing and Furnishings Merchant Wholesalers	574	5 879	24 101	58	33	13	6	3	2	1	—	—	—	—	
42433	Women's, Children's, and Infants' Clothing and Accessories Merchant Whol	414	4 962	21 342	45	32	6	4	1	1	—	—	—	—	—	
424330	Women's, Children's, and Infants' Clothing and Accessories Merchant Whol	414	4 962	21 342	45	32	6	4	1	1	—	—	—	—	—	
42434	Footwear Merchant Wholesalers	88	904	4 590	12	9	—	2	1	—	—	—	—	—	—	
424340	Footwear Merchant Wholesalers	88	904	4 590	12	9	—	2	1	—	—	—	—	—	—	
4244	Grocery and Related Product Wholesalers	16 007	155 101	665 763	539	247	84	67	73	28	25	13	1	1	—	
42441	General Line Grocery Merchant Wholesalers	3 862	39 395	182 525	42	18	8	4	3	1	2	4	1	1	—	
424410	General Line Grocery Merchant Wholesalers	3 862	39 395	182 525	42	18	8	4	3	1	2	4	1	1	—	
42442	Packaged Frozen Food Merchant Wholesalers	2 116	22 724	94 948	61	26	12	7	6	4	3	3	—	—	—	
424420	Packaged Frozen Food Merchant Wholesalers	2 116	22 724	94 948	61	26	12	7	6	4	3	3	—	—	—	
42443	Dairy Product (except Dried or Canned) Merchant Wholesalers	1 091	14 644	51 369	61	37	8	6	6	—	4	—	—	—	—	
424430	Dairy Product (except Dried or Canned) Merchant Wholesalers	1 091	14 644	51 369	61	37	8	6	6	—	4	—	—	—	—	

See footnotes at end of table.

**Table 2. The State—Employees, Payroll, and Establishments by Industry: 2003—Con.**

[Excludes most government employees, railroad employees, and self-employed persons. Size class 1 to 4 includes establishments with payroll, but no employees, during mid-March pay period. (D) denotes figures withheld to avoid disclosing data for individual companies; the data are included in broader industry totals. For explanation of terms, abbreviations, and data reliability/comparability, see introductory text]

NAICS code	Industry	Number of employees for week including March 12	Payroll (\$1,000)		Total number of establishments	Number of establishments by employment-size class								
			First quarter	Annual		1 to 4	5 to 9	10 to 19	20 to 49	50 to 99	100 to 249	250 to 499	500 to 999	1,000 or more
<b>42</b>	<b>Wholesale trade—Con.</b>													
424	Merchant Wholesalers, Nondurable Goods—Con.													
4244	Grocery and Related Product Wholesalers—Con.													
42444	Poultry and Poultry Product Merchant Wholesalers	141	817	3 542	10	3	3	1	3	—	—	—	—	—
424440	Poultry and Poultry Product Merchant Wholesalers	141	817	3 542	10	3	3	1	3	—	—	—	—	—
42445	Confectionery Merchant Wholesalers	1 052	5 432	26 120	42	20	8	4	4	3	2	1	—	—
424450	Confectionery Merchant Wholesalers	1 052	5 432	26 120	42	20	8	4	4	3	2	1	—	—
42446	Fish and Seafood Merchant Wholesalers	130	1 298	5 126	12	7	2	1	1	1	—	—	—	—
424460	Fish and Seafood Merchant Wholesalers	130	1 298	5 126	12	7	2	1	1	1	—	—	—	—
42447	Meat and Meat Product Merchant Wholesalers	1 081	11 450	47 125	53	33	4	4	9	—	2	1	—	—
424470	Meat and Meat Product Merchant Wholesalers	1 081	11 450	47 125	53	33	4	4	9	—	2	1	—	—
42448	Fresh Fruit and Vegetable Merchant Wholesalers	1 614	14 553	70 503	65	25	11	11	7	6	5	—	—	—
424480	Fresh Fruit and Vegetable Merchant Wholesalers	1 614	14 553	70 503	65	25	11	11	7	6	5	—	—	—
42449	Other Grocery and Related Products Merchant Wholesalers	4 920	44 788	184 505	193	78	28	29	34	13	7	4	—	—
424490	Other Grocery and Related Products Merchant Wholesalers	4 920	44 788	184 505	193	78	28	29	34	13	7	4	—	—
4245	Farm Product Raw Material Merchant Wholesalers	3 851	39 349	165 611	361	163	106	50	29	9	3	1	—	—
42451	Grain and Field Bean Merchant Wholesalers	3 434	36 735	151 113	290	110	94	48	28	6	3	1	—	—
424510	Grain and Field Bean Merchant Wholesalers	3 434	36 735	151 113	290	110	94	48	28	6	3	1	—	—
42452	Livestock Merchant Wholesalers	296	2 198	12 827	54	39	10	2	1	2	—	—	—	—
424520	Livestock Merchant Wholesalers	296	2 198	12 827	54	39	10	2	1	2	—	—	—	—
42459	Other Farm Product Raw Material Merchant Wholesalers	121	416	1 671	17	14	2	—	—	1	—	—	—	—
424590	Other Farm Product Raw Material Merchant Wholesalers	121	416	1 671	17	14	2	—	—	1	—	—	—	—
4246	Chemical and Allied Products Merchant Wholesalers	3 299	41 215	171 552	220	94	34	54	28	4	4	2	—	—
42461	Plastics Materials and Basic Forms and Shapes Merchant Wholesalers	692	8 293	37 442	57	26	11	8	10	2	—	—	—	—
424610	Plastics Materials and Basic Forms and Shapes Merchant Wholesalers	692	8 293	37 442	57	26	11	8	10	2	—	—	—	—
42469	Other Chemical and Allied Products Merchant Wholesalers	2 607	32 922	134 110	163	68	23	46	18	2	4	2	—	—
424690	Other Chemical and Allied Products Merchant Wholesalers	2 607	32 922	134 110	163	68	23	46	18	2	4	2	—	—
4247	Petroleum and Petroleum Products Merchant Wholesalers	1 589	14 049	55 681	134	58	21	31	20	3	1	—	—	—
42471	Petroleum Bulk Stations and Terminals	1 008	8 324	34 057	77	32	12	18	12	2	1	—	—	—
424710	Petroleum Bulk Stations and Terminals	1 008	8 324	34 057	77	32	12	18	12	2	1	—	—	—
42472	Petroleum and Petroleum Products Merchant Wholesalers (except Bulk Stations)	581	5 725	21 624	57	26	9	13	8	1	—	—	—	—
424720	Petroleum and Petroleum Products Merchant Wholesalers (except Bulk Stations)	581	5 725	21 624	57	26	9	13	8	1	—	—	—	—
4248	Beer, Wine, and Distilled Alcoholic Beverage Merchant Wholesalers	2 627	28 743	120 130	95	20	18	22	24	6	4	1	—	—
42481	Beer and Ale Merchant Wholesalers	1 627	17 048	71 178	63	6	13	17	19	6	2	—	—	—
424810	Beer and Ale Merchant Wholesalers	1 627	17 048	71 178	63	6	13	17	19	6	2	—	—	—
42482	Wine and Distilled Alcoholic Beverage Merchant Wholesalers	1 000	11 695	48 952	32	14	5	5	5	—	2	1	—	—
424820	Wine and Distilled Alcoholic Beverage Merchant Wholesalers	1 000	11 695	48 952	32	14	5	5	5	—	2	1	—	—
4249	Miscellaneous Nondurable Goods Merchant Wholesalers	9 661	97 774	400 644	764	427	157	94	48	27	7	2	2	—
42491	Farm Supplies Merchant Wholesalers	2 499	23 356	106 303	304	159	79	40	20	4	2	—	—	—
424910	Farm Supplies Merchant Wholesalers	2 499	23 356	106 303	304	159	79	40	20	4	2	—	—	—
42492	Book, Periodical, and Newspaper Merchant Wholesalers	2 173	23 112	91 799	73	41	8	9	5	7	2	—	1	—
424920	Book, Periodical, and Newspaper Merchant Wholesalers	2 173	23 112	91 799	73	41	8	9	5	7	2	—	1	—
42493	Flower, Nursery Stock, and Florists' Supplies Merchant Wholesalers	901	5 590	26 328	75	40	15	10	6	3	1	—	—	—
424930	Flower, Nursery Stock, and Florists' Supplies Merchant Wholesalers	901	5 590	26 328	75	40	15	10	6	3	1	—	—	—
42494	Tobacco and Tobacco Product Merchant Wholesalers	1 405	12 852	47 832	27	8	3	4	4	5	1	2	—	—
424940	Tobacco and Tobacco Product Merchant Wholesalers	1 405	12 852	47 832	27	8	3	4	4	5	1	2	—	—
42495	Paint, Varnish, and Supplies Merchant Wholesalers	863	14 644	58 307	36	20	8	5	2	—	—	—	1	—
424950	Paint, Varnish, and Supplies Merchant Wholesalers	863	14 644	58 307	36	20	8	5	2	—	—	—	1	—
42499	Other Miscellaneous Nondurable Goods Merchant Wholesalers	1 820	18 220	70 075	249	159	44	26	11	8	1	—	—	—
424990	Other Miscellaneous Nondurable Goods Merchant Wholesalers	1 820	18 220	70 075	249	159	44	26	11	8	1	—	—	—
425	Wholesale Electronic Markets and Agents and Brokers	6 929	87 144	366 620	1 273	948	171	105	36	8	3	1	1	—
4251	Wholesale Electronic Markets and Agents and Brokers	6 929	87 144	366 620	1 273	948	171	105	36	8	3	1	1	—
42511	Business to Business Electronic Markets	20	247	1 316	5	3	1	1	—	—	—	—	—	—
425110	Business to Business Electronic Markets	20	247	1 316	5	3	1	1	—	—	—	—	—	—

See footnotes at end of table.



**Table 2. The State—Employees, Payroll, and Establishments by Industry: 2003—Con.**

[Excludes most government employees, railroad employees, and self-employed persons. Size class 1 to 4 includes establishments with payroll, but no employees, during mid-March pay period. (D) denotes figures withheld to avoid disclosing data for individual companies; the data are included in broader industry totals. For explanation of terms, abbreviations, and data reliability/comparability, see introductory text]

NAICS code	Industry	Number of employees for week including March 12	Payroll (\$1,000)		Total number of establishments	Number of establishments by employment-size class										
			First quarter	Annual		1 to 4	5 to 9	10 to 19	20 to 49	50 to 99	100 to 249	250 to 499	500 to 999	1,000 or more		
<b>44-45</b>	<b>Retail trade—Con.</b>															
446	Health & personal care stores .....	16 952	89 323	379 260	1 297	470	336	213	233	41	2	1	1	—	—	—
4461	Health & personal care stores .....	16 952	89 323	379 260	1 297	470	336	213	233	41	2	1	1	—	—	—
44611	Pharmacies & drug stores .....	11 665	65 117	271 783	603	104	129	143	189	35	2	1	—	—	—	—
446110	Pharmacies & drug stores .....	11 665	65 117	271 783	603	104	129	143	189	35	2	1	—	—	—	—
44612	Cosmetics, beauty supplies & perfume stores .....	2 117	6 511	30 808	126	33	46	23	19	4	—	—	1	—	—	—
446120	Cosmetics, beauty supplies & perfume stores .....	2 117	6 511	30 808	126	33	46	23	19	4	—	—	1	—	—	—
44613	Optical goods stores .....	1 543	8 846	36 697	272	154	79	24	15	—	—	—	—	—	—	—
446130	Optical goods stores .....	1 543	8 846	36 697	272	154	79	24	15	—	—	—	—	—	—	—
44619	Other health & personal care stores .....	1 627	8 849	39 972	296	179	82	23	10	2	—	—	—	—	—	—
446191	Food (health) supplement stores .....	886	2 863	12 289	159	85	59	11	2	2	—	—	—	—	—	—
446199	All other health & personal care stores ..	741	5 986	27 683	137	94	23	12	8	—	—	—	—	—	—	—
447	Gasoline stations .....	25 812	94 444	389 182	2 519	562	812	926	203	12	4	—	—	—	—	—
4471	Gasoline stations .....	25 812	94 444	389 182	2 519	562	812	926	203	12	4	—	—	—	—	—
44711	Gasoline stations with convenience stores .....	21 625	76 647	313 515	2 016	307	686	844	170	8	1	—	—	—	—	—
447110	Gasoline stations with convenience stores .....	21 625	76 647	313 515	2 016	307	686	844	170	8	1	—	—	—	—	—
44719	Other gasoline stations .....	4 187	17 797	75 667	503	255	126	82	33	4	3	—	—	—	—	—
447190	Other gasoline stations .....	4 187	17 797	75 667	503	255	126	82	33	4	3	—	—	—	—	—
448	Clothing & clothing accessories stores .....	24 305	85 787	347 607	2 303	804	810	438	164	79	7	—	1	—	—	—
4481	Clothing stores .....	19 052	60 208	245 392	1 450	431	486	307	140	78	7	—	1	—	—	—
44811	Men's clothing stores .....	1 026	4 384	17 725	124	53	31	32	7	—	1	—	—	—	—	—
448110	Men's clothing stores .....	1 026	4 384	17 725	124	53	31	32	7	—	1	—	—	—	—	—
44812	Women's clothing stores .....	5 333	15 859	65 188	540	127	222	141	40	10	—	—	—	—	—	—
448120	Women's clothing stores .....	5 333	15 859	65 188	540	127	222	141	40	10	—	—	—	—	—	—
44813	Children's & infants' clothing stores .....	1 112	2 908	12 233	91	26	20	32	8	5	—	—	—	—	—	—
448130	Children's & infants' clothing stores .....	1 112	2 908	12 233	91	26	20	32	8	5	—	—	—	—	—	—
44814	Family clothing stores .....	9 219	28 766	116 662	373	85	84	74	66	57	6	—	1	—	—	—
448140	Family clothing stores .....	9 219	28 766	116 662	373	85	84	74	66	57	6	—	1	—	—	—
44815	Clothing accessories stores .....	517	1 460	7 284	105	43	57	4	1	—	—	—	—	—	—	—
448150	Clothing accessories stores .....	517	1 460	7 284	105	43	57	4	1	—	—	—	—	—	—	—
44819	Other clothing stores .....	1 845	6 831	26 300	217	97	72	24	18	6	—	—	—	—	—	—
448190	Other clothing stores .....	1 845	6 831	26 300	217	97	72	24	18	6	—	—	—	—	—	—
4482	Shoe stores .....	2 526	8 660	37 081	410	171	170	58	11	—	—	—	—	—	—	—
44821	Shoe stores .....	2 526	8 660	37 081	410	171	170	58	11	—	—	—	—	—	—	—
448210	Shoe stores .....	2 526	8 660	37 081	410	171	170	58	11	—	—	—	—	—	—	—
4483	Jewelry, luggage & leather goods stores .....	2 727	16 919	65 134	443	202	154	73	13	1	—	—	—	—	—	—
44831	Jewelry stores .....	2 574	16 174	62 265	420	189	150	68	12	1	—	—	—	—	—	—
448310	Jewelry stores .....	2 574	16 174	62 265	420	189	150	68	12	1	—	—	—	—	—	—
44832	Luggage & leather goods stores .....	153	745	2 869	23	13	4	5	1	—	—	—	—	—	—	—
448320	Luggage & leather goods stores .....	153	745	2 869	23	13	4	5	1	—	—	—	—	—	—	—
451	Sporting goods, hobby, book & music stores ..	15 680	51 831	212 731	1 277	561	324	206	132	45	7	—	1	1	—	—
4511	Sporting goods, hobby, musical instrument stores .....	11 376	39 411	161 301	978	449	233	148	104	37	6	—	1	—	—	—
45111	Sporting goods stores .....	6 440	24 183	96 570	550	281	128	71	42	22	5	—	1	—	—	—
451110	Sporting goods stores .....	6 440	24 183	96 570	550	281	128	71	42	22	5	—	1	—	—	—
45112	Hobby, toy & game stores .....	2 518	6 578	28 516	189	61	57	26	36	9	—	—	—	—	—	—
451120	Hobby, toy & game stores .....	2 518	6 578	28 516	189	61	57	26	36	9	—	—	—	—	—	—
45113	Sewing, needlework & piece goods stores .....	1 654	3 970	16 280	143	56	25	36	20	6	—	—	—	—	—	—
451130	Sewing, needlework & piece goods stores .....	1 654	3 970	16 280	143	56	25	36	20	6	—	—	—	—	—	—
45114	Musical instrument & supplies stores .....	764	4 680	19 935	96	51	23	15	6	—	1	—	—	—	—	—
451140	Musical instrument & supplies stores .....	764	4 680	19 935	96	51	23	15	6	—	1	—	—	—	—	—
4512	Book, periodical & music stores .....	4 304	12 420	51 430	299	112	91	58	28	8	1	—	—	—	1	—
45121	Book stores & news dealers .....	3 482	9 696	40 799	202	79	59	32	23	7	1	—	—	—	1	—
451211	Book stores .....	(H)	(D)	(D)	188	76	52	29	23	6	1	—	—	—	—	—
451212	News dealers & newsstands .....	(C)	(D)	(D)	14	3	7	3	—	—	—	—	—	—	—	—
45122	Prerecorded tape, CD & record stores .....	822	2 724	10 631	97	33	32	26	5	1	—	—	—	—	—	—
451220	Prerecorded tape, CD & record stores ..	822	2 724	10 631	97	33	32	26	5	1	—	—	—	—	—	—
452	General merchandise stores .....	52 268	211 196	874 675	627	128	116	58	62	58	146	55	4	—	—	—
4521	Department stores .....	37 728	154 167	625 736	233	3	2	1	7	56	125	35	4	—	—	—
45211	Department stores .....	37 728	154 167	625 736	233	3	2	1	7	56	125	35	4	—	—	—
452111	Department Stores (except Discount Department Stores) .....	12 895	53 934	215 446	70	—	2	—	4	16	34	10	4	—	—	—
452112	Discount Department Stores .....	24 833	100 233	410 290	163	3	—	1	3	40	91	25	—	—	—	—
4529	Other general merchandise stores .....	14 540	57 029	248 939	394	125	114	57	55	2	21	20	—	—	—	—
45291	Warehouse clubs & superstores .....	10 361	43 829	191 994	38	1	—	—	—	—	17	20	—	—	—	—
452910	Warehouse clubs & superstores .....	10 361	43 829	191 994	38	1	—	—	—	—	17	20	—	—	—	—
45299	All other general merchandise stores .....	4 179	13 200	56 945	356	124	114	57	55	2	4	—	—	—	—	—
452990	All other general merchandise stores .....	4 179	13 200	56 945	356	124	114	57	55	2	4	—	—	—	—	—
453	Miscellaneous store retailers .....	17 024	55 638	239 486	2 390	1 269	633	297	169	19	3	—	—	—	—	—
4531	Florists .....	2 929	8 311	35 985	429	230	128	47	17	6	1	—	—	—	—	—
45311	Florists .....	2 929	8 311	35 985	429	230	128	47	17	6	1	—	—	—	—	—
453110	Florists .....	2 929	8 311	35 985	429	230	128	47	17	6	1	—	—	—	—	—
4532	Office supplies, stationery & gift stores .....	7 323	21 992	90 499	909	406	265	144	89	4	1	—	—	—	—	—
45321	Office supplies & stationery stores .....	1 901	8 218	31 636	130	40	26	16	47	1	—	—	—	—	—	—
453210	Office supplies & stationery stores .....	1 901	8 218	31 636	130	40	26	16	47	1	—	—	—	—	—	—
45322	Gift, novelty & souvenir stores .....	5 422	13 774	58 863	779	366	239	128	42	3	1	—	—	—	—	—
453220	Gift, novelty & souvenir stores .....	5 422	13 774	58 863	779	366	239	128	42	3	1	—	—	—	—	—
4533	Used merchandise stores .....	2 451	7 917	32 942	299	161	82	27	22	6	1	—	—	—	—	—
45331	Used merchandise stores .....	2 451	7 917	32 942	299											

**Table 2. The State—Employees, Payroll, and Establishments by Industry: 2003—Con.**

[Excludes most government employees, railroad employees, and self-employed persons. Size class 1 to 4 includes establishments with payroll, but no employees, during mid-March pay period. (D) denotes figures withheld to avoid disclosing data for individual companies; the data are included in broader industry totals. For explanation of terms, abbreviations, and data reliability/comparability, see introductory text]

NAICS code	Industry	Number of employees for week including March 12	Payroll (\$1,000)		Total number of establishments	Number of establishments by employment-size class														
			First quarter	Annual		1 to 4	5 to 9	10 to 19	20 to 49	50 to 99	100 to 249	250 to 499	500 to 999	1,000 or more						
<b>44-45</b>	<b>Retail trade—Con.</b>																			
453	Miscellaneous store retailers—Con.																			
4539	Other miscellaneous store retailers .....	4 321	17 418	80 060	753	472	158	79	41	3	—	—	—	—	—	—	—	—	—	—
45391	Pet & pet supplies stores .....	1 918	5 620	25 408	159	65	35	23	33	3	—	—	—	—	—	—	—	—	—	—
453910	Pet & pet supplies stores .....	1 918	5 620	25 408	159	65	35	23	33	3	—	—	—	—	—	—	—	—	—	—
45392	Art dealers .....	327	1 459	5 970	108	81	25	2	—	—	—	—	—	—	—	—	—	—	—	—
453920	Art dealers .....	327	1 459	5 970	108	81	25	2	—	—	—	—	—	—	—	—	—	—	—	—
45393	Manufactured (mobile) home dealers .....	505	4 022	19 221	68	29	17	20	2	—	—	—	—	—	—	—	—	—	—	—
453930	Manufactured (mobile) home dealers .....	505	4 022	19 221	68	29	17	20	2	—	—	—	—	—	—	—	—	—	—	—
45399	All other miscellaneous store retailers .....	1 571	6 317	29 461	418	297	81	34	6	—	—	—	—	—	—	—	—	—	—	—
453991	Tobacco stores .....	363	1 328	5 342	121	99	16	4	2	—	—	—	—	—	—	—	—	—	—	—
453998	All other misc store retailers (exc tobacco) .....	1 208	4 989	24 119	297	198	65	30	4	—	—	—	—	—	—	—	—	—	—	—
454	Nonstore retailers .....	14 133	116 317	458 215	1 271	767	241	133	88	23	13	3	3	—	—	—	—	—	—	—
4541	Electronic shopping & mail-order houses .....	6 745	67 659	264 801	355	202	69	37	29	6	6	3	3	—	—	—	—	—	—	—
45411	Electronic shopping & mail-order houses .....	6 745	67 659	264 801	355	202	69	37	29	6	6	3	3	—	—	—	—	—	—	—
454111	Electronic Shopping .....	(G)	(D)	(D)	155	100	34	11	6	2	1	1	—	—	—	—	—	—	—	—
454112	Electronic Auctions .....	(A)	(D)	(D)	3	2	—	1	—	—	—	—	—	—	—	—	—	—	—	—
454113	Mail-Order Houses .....	5 236	54 878	209 311	197	100	35	25	23	4	5	2	3	—	—	—	—	—	—	—
4542	Vending machine operators .....	1 580	9 339	35 560	141	99	20	6	8	3	5	—	—	—	—	—	—	—	—	—
45421	Vending machine operators .....	1 580	9 339	35 560	141	99	20	6	8	3	5	—	—	—	—	—	—	—	—	—
454210	Vending machine operators .....	1 580	9 339	35 560	141	99	20	6	8	3	5	—	—	—	—	—	—	—	—	—
4543	Direct selling establishments .....	5 808	39 319	157 854	775	466	152	90	51	14	2	—	—	—	—	—	—	—	—	—
45431	Fuel dealers .....	1 607	10 782	42 280	208	97	68	29	10	4	—	—	—	—	—	—	—	—	—	—
454311	Heating oil dealers .....	661	3 986	16 285	78	43	14	13	5	3	—	—	—	—	—	—	—	—	—	—
454312	Liquified petroleum gas (bottled gas) dealers .....	936	6 777	25 905	125	50	53	16	5	1	—	—	—	—	—	—	—	—	—	—
454319	Other fuel dealers .....	10	19	90	5	4	1	—	—	—	—	—	—	—	—	—	—	—	—	—
45439	Other direct selling establishments .....	4 201	28 537	115 574	567	369	84	61	41	10	2	—	—	—	—	—	—	—	—	—
454390	Other direct selling establishments .....	4 201	28 537	115 574	567	369	84	61	41	10	2	—	—	—	—	—	—	—	—	—
<b>48-49</b>	<b>Transportation &amp; warehousing .....</b>	<b>77 246</b>	<b>736 811</b>	<b>2 926 177</b>	<b>4 507</b>	<b>2 813</b>	<b>590</b>	<b>470</b>	<b>394</b>	<b>133</b>	<b>78</b>	<b>22</b>	<b>3</b>	<b>4</b>						
481	Air transportation .....	20 763	286 861	1 051 319	68	29	12	8	10	1	3	2	1	2						
4811	Scheduled air transportation .....	(J)	(D)	(D)	32	4	9	5	8	1	2	1	—	2						
48111	Scheduled air transportation .....	(J)	(D)	(D)	32	4	9	5	8	1	2	1	—	2						
481111	Scheduled passenger air transportation .....	(J)	(D)	(D)	25	3	8	4	4	1	2	1	—	2						
481112	Scheduled freight air transportation .....	(C)	(D)	(D)	7	1	1	1	4	—	—	—	—	—						
4812	Nonscheduled air transportation .....	(G)	(D)	(D)	36	25	3	3	2	—	1	1	1	—						
48121	Nonscheduled air transportation .....	(G)	(D)	(D)	36	25	3	3	2	—	1	1	1	—						
481211	Nonscheduled chartered passenger air trans .....	(G)	(D)	(D)	30	19	3	3	2	—	1	1	1	—						
481219	Other nonscheduled air transportation ..	(A)	(D)	(D)	6	6	—	—	—	—	—	—	—	—						
483	Water transportation .....	(E)	(D)	(D)	15	7	2	3	2	—	1	—	—	—						
4831	Deep sea, coastal & Great Lakes water trans .....	(B)	(D)	(D)	8	5	1	2	—	—	—	—	—	—						
48311	Deep sea, coastal & Great Lakes water trans .....	(B)	(D)	(D)	8	5	1	2	—	—	—	—	—	—						
483111	Deep sea freight transportation .....	(A)	(D)	(D)	4	4	—	—	—	—	—	—	—	—						
483112	Deep sea passenger transportation .....	(A)	(D)	(D)	2	1	1	—	—	—	—	—	—	—						
483113	Coastal & Great Lakes freight transportation .....	(B)	(D)	(D)	2	—	—	2	—	—	—	—	—	—						
4832	Inland water transportation .....	(C)	(D)	(D)	7	2	1	1	2	—	1	—	—	—						
48321	Inland water transportation .....	(C)	(D)	(D)	7	2	1	1	2	—	1	—	—	—						
483211	Inland water freight transportation .....	(C)	(D)	(D)	7	2	1	1	2	—	1	—	—	—						
484	Truck transportation .....	21 971	182 895	783 609	2 815	2 073	304	213	149	40	27	8	1	—						
4841	General freight trucking .....	15 518	135 196	568 527	1 663	1 196	172	127	111	28	21	7	1	—						
48411	General freight trucking, local .....	3 268	23 575	100 787	630	478	74	40	28	8	2	—	—	—						
484110	General freight trucking, local .....	3 268	23 575	100 787	630	478	74	40	28	8	2	—	—	—						
48412	General freight trucking, long-distance .....	12 250	111 621	467 740	1 033	718	98	87	83	20	19	7	1	—						
484121	General freight trucking, long-distance, TL .....	8 560	73 322	304 607	893	645	85	74	58	14	13	3	1	—						
484122	General freight trucking, long-distance, LTL .....	3 690	38 299	163 133	140	73	13	13	25	6	6	4	—	—						
4842	Specialized freight trucking .....	6 453	47 699	215 082	1 152	877	132	86	38	12	6	1	—	—						
48421	Used household & office goods moving ..	1 541	12 043	52 421	129	72	18	22	11	3	3	—	—	—						
484210	Used household & office goods moving ..	1 541	12 043	52 421	129	72	18	22	11	3	3	—	—	—						
48422	Specialized freight (exc used) trucking, local .....	2 975	19 469	96 092	773	623	87	39	17	5	2	—	—	—						
484220	Specialized freight (exc used) trucking, local .....	2 975	19 469	96 092	773	623	87	39	17	5	2	—	—	—						
48423	Specialized freight (exc used) trucking, LDist .....	1 937	16 187	66 569	250	182	27	25	10	4	1	1	—	—						
484230	Specialized freight (exc used) trucking, LDist .....	1 937	16 187	66 569	250	182	27	25	10	4	1	1	—	—						
485	Transit & ground passenger transportation .....	12 792	51 631	207 742	484	144	81	90	97	40	29	3	—	—						
4851	Urban transit systems .....	850	4 808	21 841	28	10	4	4	4	2	4	—	—	—						
48511	Urban transit systems .....	850	4 808	21 841	28	10	4	4	4	2	4	—	—	—						
485111	Mixed mode transit systems .....	(A)	(D)	(D)	2	1	—	1	—	—	—	—	—	—						
485112	Commuter rail systems .....	(A)	(D)	(D)	1	—	1	—	—	—	—	—	—	—						
485113	Bus & other motor vehicle transit systems .....	823	4 603	21 079	23	8	2	3	4	2	4	—	—	—						
485119	Other urban transit systems .....	(A)	(D)	(D)	2	1	—	—	—	—	—	—	—	—						
4852	Interurban & rural bus transportation .....	(E)	(D)	(D)	12	5	1	1	2	2	1	—	—	—						
48521	Interurban & rural bus transportation .....	(E)	(D)	(D)	12	5	1	1	2	2	1	—	—	—						
485210	Interurban & rural bus transportation .....	(E)	(D)	(D)	12	5	1	1												

**Table 2. The State—Employees, Payroll, and Establishments by Industry: 2003—Con.**

[Excludes most government employees, railroad employees, and self-employed persons. Size class 1 to 4 includes establishments with payroll, but no employees, during mid-March pay period. (D) denotes figures withheld to avoid disclosing data for individual companies; the data are included in broader industry totals. For explanation of terms, abbreviations, and data reliability/comparability, see introductory text]

NAICS code	Industry	Number of employees for week including March 12	Payroll (\$1,000)		Total number of establishments	Number of establishments by employment-size class										
			First quarter	Annual		1 to 4	5 to 9	10 to 19	20 to 49	50 to 99	100 to 249	250 to 499	500 to 999	1,000 or more		
<b>48-49</b>	<b>Transportation &amp; warehousing—Con.</b>															
485	Transit & ground passenger transportation—Con.															
4854	School & employee bus transportation . . . . .	8 377	30 978	123 130	231	44	30	50	57	26	22	2	—	—	—	—
48541	School & employee bus transportation . . . . .	8 377	30 978	123 130	231	44	30	50	57	26	22	2	—	—	—	—
485410	School & employee bus transportation . . . . .	8 377	30 978	123 130	231	44	30	50	57	26	22	2	—	—	—	—
4855	Charter bus industry . . . . .	814	2 886	12 485	41	7	9	10	12	3	—	—	—	—	—	—
48551	Charter bus industry . . . . .	814	2 886	12 485	41	7	9	10	12	3	—	—	—	—	—	—
485510	Charter bus industry . . . . .	814	2 886	12 485	41	7	9	10	12	3	—	—	—	—	—	—
4859	Oth transit & ground passenger transportation . . . . .	1 685	8 077	30 420	90	35	18	14	16	5	1	1	—	—	—	—
48599	Oth transit & ground passenger transportation . . . . .	1 685	8 077	30 420	90	35	18	14	16	5	1	1	—	—	—	—
485991	Special needs transportation . . . . .	1 486	7 464	27 937	71	27	13	12	12	5	1	1	—	—	—	—
485999	All other transit & ground passenger trans . . . . .	199	613	2 483	19	8	5	2	4	—	—	—	—	—	—	—
486	Pipeline transportation . . . . .	(F)	(D)	(D)	63	29	17	10	5	2	—	—	—	—	—	—
4861	Pipeline transportation of crude oil . . . . .	(C)	(D)	(D)	7	3	1	1	1	1	—	—	—	—	—	—
48611	Pipeline transportation of crude oil . . . . .	(C)	(D)	(D)	7	3	1	1	1	1	—	—	—	—	—	—
486110	Pipeline transportation of crude oil . . . . .	(C)	(D)	(D)	7	3	1	1	1	1	—	—	—	—	—	—
4862	Pipeline transportation of natural gas . . . . .	337	6 259	25 218	39	14	14	8	2	1	—	—	—	—	—	—
48621	Pipeline transportation of natural gas . . . . .	337	6 259	25 218	39	14	14	8	2	1	—	—	—	—	—	—
486210	Pipeline transportation of natural gas . . . . .	337	6 259	25 218	39	14	14	8	2	1	—	—	—	—	—	—
4869	Other pipeline transportation . . . . .	(B)	(D)	(D)	17	12	2	1	2	—	—	—	—	—	—	—
48691	Pipeline trans of refined petroleum products . . . . .	(B)	(D)	(D)	16	11	2	1	2	—	—	—	—	—	—	—
486910	Pipeline trans of refined petroleum products . . . . .	(B)	(D)	(D)	16	11	2	1	2	—	—	—	—	—	—	—
48699	All other pipeline transportation . . . . .	(A)	(D)	(D)	1	1	—	—	—	—	—	—	—	—	—	—
486990	All other pipeline transportation . . . . .	(A)	(D)	(D)	1	1	—	—	—	—	—	—	—	—	—	—
487	Scenic & sightseeing transportation . . . . .	(C)	(D)	(D)	20	14	1	1	3	1	—	—	—	—	—	—
4871	Scenic & sightseeing transportation, land . . . . .	43	78	374	6	4	—	1	1	—	—	—	—	—	—	—
48711	Scenic & sightseeing transportation, land . . . . .	43	78	374	6	4	—	1	1	—	—	—	—	—	—	—
487110	Scenic & sightseeing transportation, land . . . . .	43	78	374	6	4	—	1	1	—	—	—	—	—	—	—
4872	Scenic & sightseeing transportation, water . . . . .	(C)	(D)	(D)	13	9	1	—	2	1	—	—	—	—	—	—
48721	Scenic & sightseeing transportation, water . . . . .	(C)	(D)	(D)	13	9	1	—	2	1	—	—	—	—	—	—
487210	Scenic & sightseeing transportation, water . . . . .	(C)	(D)	(D)	13	9	1	—	2	1	—	—	—	—	—	—
4879	Scenic & sightseeing transportation, other . . . . .	(A)	(D)	(D)	1	1	—	—	—	—	—	—	—	—	—	—
48799	Scenic & sightseeing transportation, other . . . . .	(A)	(D)	(D)	1	1	—	—	—	—	—	—	—	—	—	—
487990	Scenic & sightseeing transportation, other . . . . .	(A)	(D)	(D)	1	1	—	—	—	—	—	—	—	—	—	—
488	Transportation support activities . . . . .	6 136	62 574	243 424	584	298	113	87	64	18	4	—	—	—	—	—
4881	Air transportation support activities . . . . .	1 227	8 955	36 237	93	51	17	6	12	6	1	—	—	—	—	—
48811	Airport operations . . . . .	716	4 742	18 501	31	13	5	1	8	3	1	—	—	—	—	—
488119	Other airport operations . . . . .	716	4 742	18 501	31	13	5	1	8	3	1	—	—	—	—	—
48819	Other air transportation support activities . . . . .	511	4 213	17 736	62	38	12	5	4	3	—	—	—	—	—	—
488190	Other air transportation support activities . . . . .	511	4 213	17 736	62	38	12	5	4	3	—	—	—	—	—	—
4882	Rail transportation support activities . . . . .	249	2 303	9 149	19	6	5	4	3	1	—	—	—	—	—	—
48821	Rail transportation support activities . . . . .	249	2 303	9 149	19	6	5	4	3	1	—	—	—	—	—	—
488210	Rail transportation support activities . . . . .	249	2 303	9 149	19	6	5	4	3	1	—	—	—	—	—	—
4883	Water transportation support activities . . . . .	94	582	3 964	19	13	3	2	1	—	—	—	—	—	—	—
48831	Port & harbor operations . . . . .	(B)	(D)	(D)	3	1	1	—	1	—	—	—	—	—	—	—
488310	Port & harbor operations . . . . .	(B)	(D)	(D)	3	1	1	—	1	—	—	—	—	—	—	—
48832	Marine cargo handling . . . . .	(B)	(D)	(D)	5	3	1	1	—	—	—	—	—	—	—	—
488320	Marine cargo handling . . . . .	(B)	(D)	(D)	5	3	1	1	—	—	—	—	—	—	—	—
48833	Navigational services to shipping . . . . .	(A)	(D)	(D)	4	3	—	1	—	—	—	—	—	—	—	—
488330	Navigational services to shipping . . . . .	(A)	(D)	(D)	4	3	—	1	—	—	—	—	—	—	—	—
48839	Other water transportation support activities . . . . .	(A)	(D)	(D)	7	6	1	—	—	—	—	—	—	—	—	—
488390	Other water transportation support activities . . . . .	(A)	(D)	(D)	7	6	1	—	—	—	—	—	—	—	—	—
4884	Road transportation support activities . . . . .	1 121	6 533	27 612	126	55	28	26	16	1	—	—	—	—	—	—
48841	Motor vehicle towing . . . . .	913	5 282	21 999	101	41	24	23	12	1	—	—	—	—	—	—
488410	Motor vehicle towing . . . . .	913	5 282	21 999	101	41	24	23	12	1	—	—	—	—	—	—
48849	Other road transportation support activities . . . . .	208	1 251	5 613	25	14	4	3	4	—	—	—	—	—	—	—
488490	Other road transportation support activities . . . . .	208	1 251	5 613	25	14	4	3	4	—	—	—	—	—	—	—
4885	Freight transportation arrangement . . . . .	3 081	42 145	158 680	305	163	55	47	28	10	2	—	—	—	—	—
48851	Freight transportation arrangement . . . . .	3 081	42 145	158 680	305	163	55	47	28	10	2	—	—	—	—	—
488510	Freight transportation arrangement . . . . .	3 081	42 145	158 680	305	163	55	47	28	10	2	—	—	—	—	—
4889	Other transportation support activities . . . . .	364	2 056	7 782	22	10	5	2	4	—	1	—	—	—	—	—
48899	Other transportation support activities . . . . .	364	2 056	7 782	22	10	5	2	4	—	1	—	—	—	—	—
488991	Packing & crating . . . . .	(E)	(D)	(D)	21	10	5	1	4	—	1	—	—	—	—	—
488999	All other transportation support activities . . . . .	(A)	(D)	(D)	1	—	—	1	—	—	—	—	—	—	—	—
492	Couriers & messengers . . . . .	9 647	69 979	281 425	287	167	24	27	34	18	9	6	—	—	—	2
4921	Couriers . . . . .	8 686	64 834	260 280	163	69	12	20	31	16	8	5	—	—	—	2
49211	Couriers . . . . .	8 686	64 834	260 280	163	69	12	20	31	16	8	5	—	—	—	2
492110	Couriers . . . . .	8 686	64 834	260 280	163	69	12	20	31	16	8	5	—	—	—	2
4922	Local messengers & local delivery . . . . .	961	5 145	21 145	124	98	12	7	3	2	1	1	—	—	—	—
49221	Local messengers & local delivery . . . . .	961	5 145	21 145	124	98	12	7	3	2	1	1	—	—	—	—
492210	Local messengers & local delivery . . . . .	961	5 145	21 145	124	98	12	7	3	2	1	1	—	—	—	—

See footnotes at end of table.



**Table 2. The State—Employees, Payroll, and Establishments by Industry: 2003—Con.**

[Excludes most government employees, railroad employees, and self-employed persons. Size class 1 to 4 includes establishments with payroll, but no employees, during mid-March pay period. (D) denotes figures withheld to avoid disclosing data for individual companies; the data are included in broader industry totals. For explanation of terms, abbreviations, and data reliability/comparability, see introductory text]

NAICS code	Industry	Number of employees for week including March 12	Payroll (\$1,000)		Total number of establishments	Number of establishments by employment-size class										
			First quarter	Annual		1 to 4	5 to 9	10 to 19	20 to 49	50 to 99	100 to 249	250 to 499	500 to 999	1,000 or more		
<b>48-49</b>	<b>Transportation &amp; warehousing—Con.</b>															
493	Warehousing & storage .....	4 899	68 760	292 673	171	52	36	31	30	13	5	3	1	—	—	—
4931	Warehousing & storage .....	4 899	68 760	292 673	171	52	36	31	30	13	5	3	1	—	—	—
49311	General warehousing & storage .....	3 610	59 163	248 630	101	26	23	19	18	9	2	3	1	—	—	—
493110	General warehousing & storage .....	3 610	59 163	248 630	101	26	23	19	18	9	2	3	1	—	—	—
49312	Refrigerated warehousing & storage .....	296	2 490	10 267	23	9	3	4	6	1	—	—	—	—	—	—
493120	Refrigerated warehousing & storage .....	296	2 490	10 267	23	9	3	4	6	1	—	—	—	—	—	—
49313	Farm product warehousing & storage .....	147	1 112	4 688	14	6	4	2	1	1	—	—	—	—	—	—
493130	Farm product warehousing & storage .....	147	1 112	4 688	14	6	4	2	1	1	—	—	—	—	—	—
49319	Other warehousing & storage .....	846	5 995	29 088	33	11	6	6	5	2	3	—	—	—	—	—
493190	Other warehousing & storage .....	846	5 995	29 088	33	11	6	6	5	2	3	—	—	—	—	—
<b>51</b>	<b>Information .....</b>	<b>69 793</b>	<b>898 251</b>	<b>3 493 845</b>	<b>2 754</b>	<b>1 300</b>	<b>451</b>	<b>415</b>	<b>328</b>	<b>150</b>	<b>72</b>	<b>23</b>	<b>9</b>	<b>6</b>		
511	Publishing industries .....	26 642	406 574	1 573 817	769	306	136	139	103	53	21	4	4	3		
5111	Newspaper, periodical, book, database publishers .....	19 657	262 233	970 610	569	227	118	98	71	40	9	2	1	3		
51111	Newspaper publishers .....	8 413	68 956	279 309	263	75	63	59	38	20	5	1	1	1		
511110	Newspaper publishers .....	8 413	68 956	279 309	263	75	63	59	38	20	5	1	1	1		
51112	Periodical publishers .....	5 802	104 230	357 912	139	66	24	24	14	7	2	1	—	1		
511120	Periodical publishers .....	5 802	104 230	357 912	139	66	24	24	14	7	2	1	—	1		
51113	Book publishers .....	4 463	77 416	285 644	84	45	12	8	9	7	2	—	—	1		
511130	Book publishers .....	4 463	77 416	285 644	84	45	12	8	9	7	2	—	—	1		
51114	Database and directory publishers .....	509	7 622	30 688	41	21	9	3	4	4	—	—	—	—		
511140	Database and directory publishers .....	509	7 622	30 688	41	21	9	3	4	4	—	—	—	—		
51119	Other publishers .....	470	4 009	17 057	42	20	10	4	6	2	—	—	—	—		
511191	Greeting card publishers .....	10	55	214	3	2	1	—	—	—	—	—	—	—		
511199	All other publishers .....	460	3 954	16 843	39	18	9	4	6	2	—	—	—	—		
5112	Software publishers .....	6 985	144 341	603 207	200	79	18	41	32	13	12	2	3	—		
51121	Software publishers .....	6 985	144 341	603 207	200	79	18	41	32	13	12	2	3	—		
511210	Software publishers .....	6 985	144 341	603 207	200	79	18	41	32	13	12	2	3	—		
512	Motion picture & sound recording industries .....	4 484	19 084	81 729	393	230	45	52	48	12	6	—	—	—		
5121	Motion picture & video industries .....	4 102	15 926	69 042	347	196	38	49	47	12	5	—	—	—		
51211	Motion picture & video production .....	946	8 188	37 154	184	145	21	7	8	2	1	—	—	—		
512110	Motion picture & video production .....	946	8 188	37 154	184	145	21	7	8	2	1	—	—	—		
51212	Motion picture & video distribution .....	(A)	(D)	(D)	1	1	—	—	—	—	—	—	—	—		
512120	Motion picture & video distribution .....	(A)	(D)	(D)	1	1	—	—	—	—	—	—	—	—		
51213	Motion picture & video exhibition .....	2 989	5 762	23 880	127	26	10	40	37	10	4	—	—	—		
512131	Motion picture theaters (except drive-ins) .....	(H)	(D)	(D)	125	24	10	40	37	10	4	—	—	—		
512132	Drive-in motion picture theaters .....	(A)	(D)	(D)	2	2	—	—	—	—	—	—	—	—		
51219	Postprod & other movie & video industries .....	(C)	(D)	(D)	35	24	7	2	2	—	—	—	—	—		
512191	Teleproduction & oth postproduction services .....	(C)	(D)	(D)	30	21	5	2	2	—	—	—	—	—		
512199	Other motion picture & video industries .....	(A)	(D)	(D)	5	3	2	—	—	—	—	—	—	—		
5122	Sound recording industries .....	382	3 158	12 687	46	34	7	3	1	—	1	—	—	—		
51221	Record production .....	(A)	(D)	(D)	1	—	—	1	—	—	—	—	—	—		
512210	Record production .....	(A)	(D)	(D)	1	—	—	1	—	—	—	—	—	—		
51222	Integrated record production, distribution ..	(B)	(D)	(D)	7	3	2	1	1	—	—	—	—	—		
512220	Integrated record production, distribution ..	(B)	(D)	(D)	7	3	2	1	1	—	—	—	—	—		
51223	Music publishers .....	(C)	(D)	(D)	5	4	—	—	—	—	1	—	—	—		
512230	Music publishers .....	(C)	(D)	(D)	5	4	—	—	—	—	1	—	—	—		
51224	Sound recording studios .....	(B)	(D)	(D)	28	24	4	—	—	—	—	—	—	—		
512240	Sound recording studios .....	(B)	(D)	(D)	28	24	4	—	—	—	—	—	—	—		
51229	Other sound recording industries .....	(B)	(D)	(D)	5	3	1	1	—	—	—	—	—	—		
512290	Other sound recording industries .....	(B)	(D)	(D)	5	3	1	1	—	—	—	—	—	—		
515	Broadcasting (except Internet) .....	5 251	52 373	212 830	223	54	37	60	48	15	6	3	—	—		
5151	Radio and Television Broadcasting .....	(I)	(D)	(D)	217	50	36	59	48	15	6	3	—	—		
51511	Radio Broadcasting .....	(H)	(D)	(D)	186	44	33	56	42	8	2	1	—	—		
515111	Radio Networks .....	(C)	(D)	(D)	13	5	4	2	—	2	—	—	—	—		
515112	Radio Stations .....	3 163	27 980	114 315	173	39	29	54	42	6	2	1	—	—		
51512	Television Broadcasting .....	1 875	22 186	89 075	31	6	3	6	7	4	2	—	—	—		
515120	Television Broadcasting .....	1 875	22 186	89 075	31	6	3	6	7	4	2	—	—	—		
5152	Cable and Other Subscription Programming ..	(B)	(D)	(D)	6	4	1	1	—	—	—	—	—	—		
51521	Cable and Other Subscription Programming ..	(B)	(D)	(D)	6	4	1	1	—	—	—	—	—	—		
515210	Cable and Other Subscription Programming ..	(B)	(D)	(D)	6	4	1	1	—	—	—	—	—	—		
516	Internet Publishing and Broadcasting .....	473	5 979	23 461	37	19	7	5	4	1	1	—	—	—		
5161	Internet Publishing and Broadcasting .....	473	5 979	23 461	37	19	7	5	4	1	1	—	—	—		
51611	Internet Publishing and Broadcasting .....	473	5 979	23 461	37	19	7	5	4	1	1	—	—	—		
516110	Internet Publishing and Broadcasting .....	473	5 979	23 461	37	19	7	5	4	1	1	—	—	—		
517	Telecommunications .....	19 592	252 991	953 955	879	445	166	114	72	43	25	9	4	1		
5171	Wired Telecommunications Carriers .....	12 418	178 401	659 961	542	295	82	64	46	31	15	6	2	1		
51711	Wired Telecommunications Carriers .....	12 418	178 401	659 961	542	295	82	64	46	31	15	6	2	1		
517110	Wired Telecommunications Carriers .....	12 418	178 401	659 961	542	295	82	64	46	31	15	6	2	1		
5172	Wireless Telecommunications Carriers (except Satellite) .....	2 941	33 281	129 441	179	85	55	23	6	5	2	3	—	—		
51721	Wireless Telecommunications Carriers (except Satellite) .....	2 941	33 281	129 441	179	85	55	23	6	5	2	3	—	—		
517211	Paging .....	71	706	3 054	15	9	4	1	—	—	—	—	—	—		
517212	Cellular and Other Wireless Telecommunications .....	2 870	32 575	126 387	164	76	51	22	5	5	2	3	—	—		
5173	Telecommunications Resellers .....	275	3 797	15 034	40	23	10	2	5	—	—	—	—	—		
51731	Telecommunications Resellers .....	275	3 797	15 034	40	23	10	2	5	—	—	—	—	—		
517310	Telecommunications Resellers .....	275	3 797	15 034	40	23	10	2	5	—	—	—	—	—		
5174	Satellite Telecommunications .....	(E)	(D)	(D)	8	5	1	1	—	—	1	—	—	—		
51741	Satellite Telecommunications .....	(E)	(D)	(D)	8	5	1	1	—	—	1	—	—	—		
517410	Satellite Telecommunications .....	(E)	(D)	(D)	8	5	1	1	—	—	1	—	—	—		

See footnotes at end of table.

**Table 2. The State—Employees, Payroll, and Establishments by Industry: 2003—Con.**

[Excludes most government employees, railroad employees, and self-employed persons. Size class 1 to 4 includes establishments with payroll, but no employees, during mid-March pay period. (D) denotes figures withheld to avoid disclosing data for individual companies; the data are included in broader industry totals. For explanation of terms, abbreviations, and data reliability/comparability, see introductory text]

NAICS code	Industry	Number of employees for week including March 12	Payroll (\$1,000)		Total number of establishments	Number of establishments by employment-size class											
			First quarter	Annual		1 to 4	5 to 9	10 to 19	20 to 49	50 to 99	100 to 249	250 to 499	500 to 999	1,000 or more			
<b>51</b>	<b>Information—Con.</b>																
517	Telecommunications—Con.																
5175	Cable and Other Program Distribution .....	3 442	34 033	136 511	96	29	16	22	14	7	6	—	2	—			
51751	Cable and Other Program Distribution .....	3 442	34 033	136 511	96	29	16	22	14	7	6	—	2	—			
517510	Cable and Other Program Distribution ..	3 442	34 033	136 511	96	29	16	22	14	7	6	—	2	—			
5179	Other Telecommunications .....	(C)	(D)	(D)	14	8	2	2	1	—	1	—	—	—			
51791	Other Telecommunications .....	(C)	(D)	(D)	14	8	2	2	1	—	1	—	—	—			
517910	Other Telecommunications .....	(C)	(D)	(D)	14	8	2	2	1	—	1	—	—	—			
518	Internet Service Providers, Web Search Portals, and Data Processing Serv .....	12 819	157 115	630 773	400	213	53	42	44	26	12	7	1	2			
5181	Internet Service Providers and Web Search Portals .....	584	6 309	23 955	84	56	14	6	6	2	—	—	—	—			
51811	Internet Service Providers and Web Search Portals .....	584	6 309	23 955	84	56	14	6	6	2	—	—	—	—			
518111	Internet Service Providers .....	(E)	(D)	(D)	76	51	12	6	6	1	—	—	—	—			
518112	Web Search Portals .....	(C)	(D)	(D)	8	5	2	—	—	1	—	—	—	—			
5182	Data Processing, Hosting, and Related Services .....	12 235	150 806	606 818	316	157	39	36	38	24	12	7	1	2			
51821	Data Processing, Hosting, and Related Services .....	12 235	150 806	606 818	316	157	39	36	38	24	12	7	1	2			
518210	Data Processing, Hosting, and Related Services .....	12 235	150 806	606 818	316	157	39	36	38	24	12	7	1	2			
519	Other Information Services .....	532	4 135	17 280	53	33	7	3	9	—	1	—	—	—			
5191	Other Information Services .....	532	4 135	17 280	53	33	7	3	9	—	1	—	—	—			
51911	News Syndicates .....	136	1 584	7 300	11	5	2	1	3	—	—	—	—	—			
519110	News Syndicates .....	136	1 584	7 300	11	5	2	1	3	—	—	—	—	—			
51912	Libraries and Archives .....	(C)	(D)	(D)	25	18	3	1	3	—	—	—	—	—			
519120	Libraries and Archives .....	(C)	(D)	(D)	25	18	3	1	3	—	—	—	—	—			
51919	All Other Information Services .....	(C)	(D)	(D)	17	10	2	1	3	—	1	—	—	—			
519190	All Other Information Services .....	(C)	(D)	(D)	17	10	2	1	3	—	1	—	—	—			
<b>52</b>	<b>Finance &amp; insurance</b>	<b>149 834</b>	<b>2 481 320</b>	<b>8 987 744</b>	<b>9 727</b>	<b>6 076</b>	<b>1 492</b>	<b>1 075</b>	<b>682</b>	<b>206</b>	<b>106</b>	<b>45</b>	<b>23</b>	<b>22</b>			
521	Monetary authorities - central bank .....	(G)	(D)	(D)	1	—	—	—	—	—	—	—	—	—			1
5211	Monetary authorities - central bank .....	(G)	(D)	(D)	1	—	—	—	—	—	—	—	—	—			1
52111	Monetary authorities - central bank .....	(G)	(D)	(D)	1	—	—	—	—	—	—	—	—	—			1
521110	Monetary authorities - central bank .....	(G)	(D)	(D)	1	—	—	—	—	—	—	—	—	—			1
522	Credit intermediation & related activities .....	65 883	910 893	3 275 836	3 635	1 394	824	752	476	111	45	20	7	6			
5221	Depository credit intermediation .....	41 967	489 796	1 810 500	2 069	498	525	562	371	73	24	10	2	4			
52211	Commercial banking .....	36 933	446 702	1 631 996	1 650	354	398	483	318	63	18	10	2	4			
522110	Commercial banking .....	36 933	446 702	1 631 996	1 650	354	398	483	318	63	18	10	2	4			
52212	Savings institutions .....	1 322	13 367	55 581	127	34	54	23	12	3	1	—	—	—			
522120	Savings institutions .....	1 322	13 367	55 581	127	34	54	23	12	3	1	—	—	—			
52213	Credit unions .....	3 712	29 727	122 923	292	110	73	56	41	7	5	—	—	—			
522130	Credit unions .....	3 712	29 727	122 923	292	110	73	56	41	7	5	—	—	—			
5222	Nondepository credit intermediation .....	15 950	315 527	1 021 996	869	489	181	102	51	21	12	6	5	2			
52221	Credit card issuing .....	2 564	30 638	108 160	14	5	2	—	1	2	—	1	1	1			
522210	Credit card issuing .....	2 564	30 638	108 160	14	5	2	—	1	2	—	1	1	1			
52222	Sales financing .....	2 749	45 208	160 281	145	63	41	19	13	3	4	1	1	—			
522220	Sales financing .....	2 749	45 208	160 281	145	63	41	19	13	3	4	1	1	—			
52229	Other nondepository credit intermediation ..	10 637	239 681	753 555	710	421	138	81	38	17	6	5	3	1			
522291	Consumer lending .....	(F)	(D)	(D)	144	83	43	11	5	2	—	—	—	—			
522292	Real estate credit .....	6 733	128 223	476 484	450	276	71	54	26	13	4	4	1	1			
522293	International trade financing .....	(C)	(D)	(D)	11	5	2	3	1	—	—	—	—	—			
522294	Secondary market financing .....	(G)	(D)	(D)	8	6	—	—	—	—	—	—	—	—			
522298	All oth nondepository credit intermediation .....	1 337	21 886	69 976	97	51	22	13	6	2	2	1	—	—			
5223	Activities related to credit intermediation .....	7 966	105 570	443 340	697	407	118	88	54	17	9	4	—	—			
52231	Mortgage & nonmortgage brokers .....	4 700	59 616	272 497	500	304	80	56	44	9	6	1	—	—			
522310	Mortgage & nonmortgage brokers .....	4 700	59 616	272 497	500	304	80	56	44	9	6	1	—	—			
52232	Financial clearinghouse & reserve activities .....	1 895	24 420	93 378	78	40	11	15	5	3	2	2	—	—			
522320	Financial clearinghouse & reserve activities .....	1 895	24 420	93 378	78	40	11	15	5	3	2	2	—	—			
52239	Other credit intermediation activities .....	1 371	21 534	77 465	119	63	27	17	5	5	1	1	—	—			
522390	Other credit intermediation activities .....	1 371	21 534	77 465	119	63	27	17	5	5	1	1	—	—			
523	Security, commodity contracts & like activity ..	19 211	508 155	1 792 227	1 789	1 416	137	96	77	34	17	5	4	3			
5231	Scrt'y & comdty contracts intermed & brokerage .....	8 331	270 363	1 024 010	955	775	55	54	42	15	10	2	1	1			
52311	Investment banking & securities dealing ..	1 606	107 185	345 393	91	51	17	12	6	3	1	—	—	—			
523110	Investment banking & securities dealing .....	1 606	107 185	345 393	91	51	17	12	6	3	1	—	—	—			
52312	Securities brokerage .....	6 527	161 261	669 176	809	680	33	37	35	12	9	2	—	1			
523120	Securities brokerage .....	6 527	161 261	669 176	809	680	33	37	35	12	9	2	—	1			
52313	Commodity contracts dealing .....	(B)	(D)	(D)	10	5	3	1	1	—	—	—	—	—			
523130	Commodity contracts dealing .....	(B)	(D)	(D)	10	5	3	1	1	—	—	—	—	—			
52314	Commodity contracts brokerage .....	(C)	(D)	(D)	45	39	2	4	—	—	—	—	—	—			
523140	Commodity contracts brokerage .....	(C)	(D)	(D)	45	39	2	4	—	—	—	—	—	—			
5232	Securities & commodity exchanges .....	(B)	(D)	(D)	3	2	—	—	—	1	—	—	—	—			
52321	Securities & commodity exchanges .....	(B)	(D)	(D)	3	2	—	—	—	1	—	—	—	—			
523210	Securities & commodity exchanges .....	(B)	(D)	(D)	3	2	—	—	—	1	—	—	—	—			
5239	Other financial investment activities .....	(J)	(D)	(D)	831	639	82	42	35	18	7	3	3	2			
52391	Miscellaneous intermediation .....	1 037	17 083	68 459	77	58	10	3	4	1	—	—	—	—			
523910	Miscellaneous intermediation .....	1 037	17 083	68 459	77	58	10	3	4	1	—	—	—	—			
52392	Portfolio management .....	2 307	112 426	273 269	268	188	36	22	12	6	3	1	—	—			
523920	Portfolio management .....	2 307	112 426	273 269	268	188	36	22	12	6	3	1	—	—			
52393	Investment advice .....	7 305	103 857	408 337	450	368	31	14	16	11	4	2	2	2			
523930	Investment advice .....	7 305	103 857	408 337	450	368	31	14	16	11	4	2	2	2			
52399	All other financial investment activities .....	(C)	(D)	(D)	36	25	5	3	3	—	—	—	—	—			
523991	Trust, fiduciary & custody activities .....	(C)	(D)	(D)	30	20	5	2	3	—	—	—	—	—			
523999	Miscellaneous financial investment activities .....	(B)	(D)	(D)	6	5	—	1	—	—	—	—	—	—			

See footnotes at end of table.

**Table 2. The State—Employees, Payroll, and Establishments by Industry: 2003—Con.**

[Excludes most government employees, railroad employees, and self-employed persons. Size class 1 to 4 includes establishments with payroll, but no employees, during mid-March pay period. (D) denotes figures withheld to avoid disclosing data for individual companies; the data are included in broader industry totals. For explanation of terms, abbreviations, and data reliability/comparability, see introductory text]

NAICS code	Industry	Number of employees for week including March 12	Payroll (\$1,000)		Total number of establishments	Number of establishments by employment-size class										
			First quarter	Annual		1 to 4	5 to 9	10 to 19	20 to 49	50 to 99	100 to 249	250 to 499	500 to 999	1,000 or more		
<b>52</b>	<b>Finance &amp; insurance—Con.</b>															
524	Insurance carriers & related activities	63 185	1 045 725	3 849 659	4 264	3 241	521	226	128	61	43	20	12	12		
5241	Insurance carriers	44 479	825 524	2 970 390	643	325	95	68	57	34	26	15	11	12		
52411	Direct life, health, medical insurance carriers	28 560	575 854	2 096 659	245	107	32	27	28	13	12	8	9	9		
524113	Direct life insurance carriers	13 168	256 326	860 422	173	82	23	19	20	9	9	2	4	5		
524114	Direct health & medical insurance carriers	15 392	319 528	1 236 237	72	25	9	8	8	4	3	6	5	4		
52412	Other direct insurance carriers	15 252	240 799	840 641	389	213	62	41	28	21	14	5	2	3		
524126	Direct property & casualty insurance carriers	13 691	222 376	768 160	285	161	43	23	20	16	13	4	2	3		
524127	Direct title insurance carriers (G)	(D)	(D)	(D)	95	46	18	16	8	5	1	1	—	—		
524128	All other direct insurance carriers (B)	(D)	(D)	(D)	9	6	1	2	—	—	—	—	—	—		
52413	Reinsurance carriers	667	8 871	33 090	9	5	1	—	1	—	—	2	—	—		
524130	Reinsurance carriers	667	8 871	33 090	9	5	1	—	1	—	—	2	—	—		
5242	Agencies & other insurance related activities	18 706	220 201	879 269	3 621	2 916	426	158	71	27	17	5	1	—		
52421	Insurance agencies & brokerages	14 171	169 727	685 793	3 358	2 752	397	128	53	14	11	3	—	—		
524210	Insurance agencies & brokerages	14 171	169 727	685 793	3 358	2 752	397	128	53	14	11	3	—	—		
52429	Other insurance related activities	4 535	50 474	193 476	263	164	29	30	18	13	6	2	1	—		
524291	Claims adjusting	480	4 005	16 563	124	96	16	9	2	1	—	—	—	—		
524292	Insurance & pension funds, third party admin	3 539	42 735	158 432	96	37	7	18	15	12	4	2	1	—		
524298	All other insurance related activities	516	3 734	18 481	43	31	6	3	1	—	2	—	—	—		
525	Funds, trusts, & other financial vehicles (part)	(E)	(D)	(D)	38	25	10	1	1	—	1	—	—	—		
5259	Other investment pools & funds	(E)	(D)	(D)	38	25	10	1	1	—	1	—	—	—		
52591	Open-end investment funds	16	607	2 031	4	3	1	—	—	—	—	—	—	—		
525910	Open-end investment funds	16	607	2 031	4	3	1	—	—	—	—	—	—	—		
52593	Real estate investment trusts	(E)	(D)	(D)	15	8	4	1	1	—	1	—	—	—		
525930	Real estate investment trusts	(E)	(D)	(D)	15	8	4	1	1	—	1	—	—	—		
52599	Other financial vehicles	43	718	6 599	19	14	5	—	—	—	—	—	—	—		
525990	Other financial vehicles	43	718	6 599	19	14	5	—	—	—	—	—	—	—		
<b>53</b>	<b>Real estate &amp; rental &amp; leasing</b>	<b>39 440</b>	<b>292 477</b>	<b>1 237 697</b>	<b>6 307</b>	<b>4 622</b>	<b>909</b>	<b>482</b>	<b>185</b>	<b>61</b>	<b>37</b>	<b>8</b>	<b>3</b>	<b>—</b>		
531	Real estate	26 602	178 660	771 543	5 284	4 169	640	273	118	50	27	7	—	—		
5311	Lessors of real estate	8 661	50 983	203 781	1 757	1 308	280	102	47	14	5	1	—	—		
53111	Lessors of residential buildings & dwellings	5 834	25 364	106 082	1 118	812	188	70	33	11	4	—	—	—		
531110	Lessors of residential buildings & dwellings	5 834	25 364	106 082	1 118	812	188	70	33	11	4	—	—	—		
53112	Lessors of nonres bldg (exc miniwarehouses)	2 124	21 692	79 800	373	269	64	24	11	3	1	1	—	—		
531120	Lessors of nonres bldg (exc miniwarehouses)	2 124	21 692	79 800	373	269	64	24	11	3	1	1	—	—		
53113	Lessors of miniwarehouses & self storage units	230	960	4 599	102	91	8	2	1	—	—	—	—	—		
531130	Lessors of miniwarehouses & self storage units	230	960	4 599	102	91	8	2	1	—	—	—	—	—		
53119	Lessors of other real estate property	473	2 967	13 300	164	136	20	6	2	—	—	—	—	—		
531190	Lessors of other real estate property	473	2 967	13 300	164	136	20	6	2	—	—	—	—	—		
5312	Offices of real estate agents & brokers	5 803	43 325	207 820	2 154	1 891	181	58	13	6	4	1	—	—		
53121	Offices of real estate agents & brokers	5 803	43 325	207 820	2 154	1 891	181	58	13	6	4	1	—	—		
531210	Offices of real estate agents & brokers	5 803	43 325	207 820	2 154	1 891	181	58	13	6	4	1	—	—		
5313	Activities related to real estate	12 138	84 352	359 942	1 373	970	179	113	58	30	18	5	—	—		
53131	Real estate property managers	10 127	64 508	289 978	665	378	109	80	47	28	18	5	—	—		
531311	Residential property managers	8 188	44 595	190 646	449	257	66	54	29	20	18	5	—	—		
531312	Nonresidential property managers	1 939	19 913	79 332	216	121	43	26	18	8	—	—	—	—		
53132	Offices of real estate appraisers	1 254	12 338	53 214	389	322	41	19	5	2	—	—	—	—		
531320	Offices of real estate appraisers	1 254	12 338	53 214	389	322	41	19	5	2	—	—	—	—		
53139	Other activities related to real estate	757	7 506	36 750	319	270	29	14	6	—	—	—	—	—		
531390	Other activities related to real estate	757	7 506	36 750	319	270	29	14	6	—	—	—	—	—		
532	Rental & leasing services	11 511	86 105	354 875	973	429	262	202	62	9	5	1	3	—		
5321	Automotive equipment rental & leasing	3 667	37 792	153 660	173	100	37	18	10	1	4	1	2	—		
53211	Passenger car rental & leasing	2 150	21 657	88 851	71	41	13	7	4	1	3	1	1	—		
532111	Passenger car rental (G)	(D)	(D)	(D)	49	26	10	4	4	1	3	1	—	—		
532112	Passenger car leasing (G)	(D)	(D)	(D)	22	15	3	—	—	—	—	—	1	—		
53212	Truck, utility trailer & RV rental & leasing	1 517	16 135	64 809	102	59	24	11	6	—	1	—	1	—		
532120	Truck, utility trailer & RV rental & leasing	1 517	16 135	64 809	102	59	24	11	6	—	1	—	1	—		
5322	Consumer goods rental	4 159	12 266	52 882	503	173	162	139	27	2	—	—	—	—		
53221	Consumer electronics & appliances rental	(B)	(D)	(D)	11	5	6	—	—	—	—	—	—	—		
532210	Consumer electronics & appliances rental	(B)	(D)	(D)	11	5	6	—	—	—	—	—	—	—		
53222	Formal wear & costume rental	(E)	(D)	(D)	45	26	12	4	2	1	—	—	—	—		
532220	Formal wear & costume rental	(E)	(D)	(D)	45	26	12	4	2	1	—	—	—	—		
53223	Video tape & disc rental	3 274	7 099	28 414	348	80	123	126	19	—	—	—	—	—		
532230	Video tape & disc rental	3 274	7 099	28 414	348	80	123	126	19	—	—	—	—	—		
53229	Other consumer goods rental	554	3 619	18 054	99	62	21	9	6	1	—	—	—	—		
532291	Home health equipment rental	(C)	(D)	(D)	24	11	8	3	2	—	—	—	—	—		
532292	Recreational goods rental	(C)	(D)	(D)	43	35	6	1	1	—	—	—	—	—		
532299	All other consumer goods rental	267	1 655	8 316	32	16	7	5	3	1	—	—	—	—		
5323	General rental centers	683	4 598	20 062	105	61	22	16	6	—	—	—	—	—		
53231	General rental centers	683	4 598	20 062	105	61	22	16	6	—	—	—	—	—		
532310	General rental centers	683	4 598	20 062	105	61	22	16	6	—	—	—	—	—		
5324	Commercial, industrial equip rental & leasing	3 002	31 449	128 271	192	95	41	29	19	6	1	—	1	—		
53241	Const, trans, mining equip rental & leasing	(F)	(D)	(D)	64	29	16	12	5	1	1	—	—	—		
532411	Commercial trans equip (exc MV) rental, lease	(B)	(D)	(D)	7	4	1	—	2	—	—	—	—	—		
532412	Const, mining, forestry equip rental & leasing	(F)	(D)	(D)	57	25	15	12	3	1	1	—	—	—		

See footnotes at end of table.

**Table 2. The State—Employees, Payroll, and Establishments by Industry: 2003—Con.**

[Excludes most government employees, railroad employees, and self-employed persons. Size class 1 to 4 includes establishments with payroll, but no employees, during mid-March pay period. (D) denotes figures withheld to avoid disclosing data for individual companies; the data are included in broader industry totals. For explanation of terms, abbreviations, and data reliability/comparability, see introductory text]

NAICS code	Industry	Number of employees for week including March 12	Payroll (\$1,000)		Total number of establishments	Number of establishments by employment-size class										
			First quarter	Annual		1 to 4	5 to 9	10 to 19	20 to 49	50 to 99	100 to 249	250 to 499	500 to 999	1,000 or more		
<b>53</b>	<b>Real estate &amp; rental &amp; leasing—Con.</b>															
532	Rental & leasing services—Con.															
5324	Commercial, industrial equip rental & leasing—Con.															
53242	Office machinery & equipment rental & leasing .....	(C)	(D)	(D)	23	17	2	—	3	1	—	—	—	—	—	—
532420	Office machinery & equipment rental & leasing .....	(C)	(D)	(D)	23	17	2	—	3	1	—	—	—	—	—	—
53249	Oth commercial, industrial equip rental, lease .....	2 101	17 908	70 643	105	49	23	17	11	4	—	—	—	1	—	—
532490	Oth commercial, industrial equip rental, lease .....	2 101	17 908	70 643	105	49	23	17	11	4	—	—	—	1	—	—
533	Lessors of other nonfinancial intangible asset ..	1 327	27 712	111 279	50	24	7	7	5	2	5	—	—	—	—	—
5331	Lessors of other nonfinancial intangible asset .....	1 327	27 712	111 279	50	24	7	7	5	2	5	—	—	—	—	—
53311	Lessors of other nonfinancial intangible asset .....	1 327	27 712	111 279	50	24	7	7	5	2	5	—	—	—	—	—
533110	Lessors of other nonfinancial intangible asset .....	1 327	27 712	111 279	50	24	7	7	5	2	5	—	—	—	—	—
<b>54</b>	<b>Professional, scientific &amp; technical services</b>	<b>124 672</b>	<b>1 562 045</b>	<b>6 575 527</b>	<b>15 776</b>	<b>11 228</b>	<b>2 152</b>	<b>1 313</b>	<b>706</b>	<b>217</b>	<b>104</b>	<b>40</b>	<b>15</b>	<b>1</b>		
541	Professional, scientific & technical services .....	124 672	1 562 045	6 575 527	15 776	11 228	2 152	1 313	706	217	104	40	15	1		
5411	Legal services .....	21 421	272 588	1 279 335	2 744	1 853	458	244	122	44	16	5	2	—	—	—
54111	Offices of lawyers .....	18 056	239 804	1 137 220	2 393	1 669	393	182	93	35	14	5	2	—	—	—
541110	Offices of lawyers .....	18 056	239 804	1 137 220	2 393	1 669	393	182	93	35	14	5	2	—	—	—
54119	Other legal services .....	3 365	32 784	142 115	351	184	65	62	29	9	2	—	—	—	—	—
541191	Title abstract & settlement offices .....	3 030	29 915	130 653	306	152	62	58	24	8	2	—	—	—	—	—
541199	All other legal services .....	335	2 869	11 462	45	32	3	4	2	1	—	—	—	—	—	—
5412	Accounting, tax prep, bookkeep, payroll services .....	15 697	142 157	564 967	2 010	1 293	378	205	92	25	9	7	1	—	—	—
54121	Accounting, tax prep, bookkeep, payroll services .....	15 697	142 157	564 967	2 010	1 293	378	205	92	25	9	7	1	—	—	—
541211	Offices of certified public accountants ..	8 767	101 591	415 290	933	555	197	107	49	14	5	5	1	—	—	—
541213	Tax preparation services .....	2 499	7 973	20 309	399	230	82	65	19	3	—	—	—	—	—	—
541214	Payroll services .....	2 319	18 567	72 893	66	26	10	7	11	6	4	2	—	—	—	—
541219	Other accounting services .....	2 112	14 026	56 475	612	482	89	26	13	2	—	—	—	—	—	—
5413	Architectural, engineering & related services .....	17 775	224 360	987 621	1 836	1 142	279	221	131	37	21	5	—	—	—	—
54131	Architectural services .....	4 283	52 095	234 568	431	257	76	54	28	9	6	1	—	—	—	—
541310	Architectural services .....	4 283	52 095	234 568	431	257	76	54	28	9	6	1	—	—	—	—
54132	Landscape architectural services .....	334	2 519	15 559	98	77	11	8	2	—	—	—	—	—	—	—
541320	Landscape architectural services .....	334	2 519	15 559	98	77	11	8	2	—	—	—	—	—	—	—
54133	Engineering services .....	10 715	146 190	638 474	906	548	114	113	89	24	15	3	—	—	—	—
541330	Engineering services .....	10 715	146 190	638 474	906	548	114	113	89	24	15	3	—	—	—	—
54134	Drafting services .....	(C)	(D)	(D)	78	64	9	4	1	—	—	—	—	—	—	—
541340	Drafting services .....	(C)	(D)	(D)	78	64	9	4	1	—	—	—	—	—	—	—
54135	Building inspection services .....	(C)	(D)	(D)	99	89	7	3	—	—	—	—	—	—	—	—
541350	Building inspection services .....	(C)	(D)	(D)	99	89	7	3	—	—	—	—	—	—	—	—
54136	Geophysical surveying & mapping services .....	(A)	(D)	(D)	2	2	—	—	—	—	—	—	—	—	—	—
541360	Geophysical surveying & mapping services .....	(A)	(D)	(D)	2	2	—	—	—	—	—	—	—	—	—	—
54137	Surveying, mapping (exc geophysical) services .....	683	6 017	28 078	118	62	36	15	5	—	—	—	—	—	—	—
541370	Surveying, mapping (exc geophysical) services .....	683	6 017	28 078	118	62	36	15	5	—	—	—	—	—	—	—
54138	Testing laboratories .....	1 353	14 322	54 729	104	43	26	24	6	4	—	1	—	—	—	—
541380	Testing laboratories .....	1 353	14 322	54 729	104	43	26	24	6	4	—	1	—	—	—	—
5414	Specialized design services .....	2 817	28 530	121 911	761	609	102	29	12	8	1	—	—	—	—	—
54141	Interior design services .....	673	5 426	24 088	203	168	22	9	2	2	—	—	—	—	—	—
541410	Interior design services .....	673	5 426	24 088	203	168	22	9	2	2	—	—	—	—	—	—
54142	Industrial design services .....	266	3 765	14 166	42	33	6	—	2	—	1	—	—	—	—	—
541420	Industrial design services .....	266	3 765	14 166	42	33	6	—	2	—	1	—	—	—	—	—
54143	Graphic design services .....	1 770	18 457	79 803	499	398	69	19	7	6	—	—	—	—	—	—
541430	Graphic design services .....	1 770	18 457	79 803	499	398	69	19	7	6	—	—	—	—	—	—
54149	Other specialized design services .....	108	882	3 854	17	10	5	1	1	—	—	—	—	—	—	—
541490	Other specialized design services .....	108	882	3 854	17	10	5	1	1	—	—	—	—	—	—	—
5415	Computer systems design & related services .....	21 633	345 511	1 391 065	2 917	2 325	256	169	99	32	23	8	5	—	—	—
54151	Computer systems design & related services .....	21 633	345 511	1 391 065	2 917	2 325	256	169	99	32	23	8	5	—	—	—
541511	Custom computer programming services .....	9 913	158 104	645 025	1 316	1 033	120	83	50	14	10	4	2	—	—	—
541512	Computer systems design services .....	8 285	139 015	554 276	1 096	872	98	66	35	11	10	2	2	—	—	—
541513	Computer facilities management services .....	1 419	15 454	55 115	80	59	8	5	5	1	—	1	1	—	—	—
541519	Other computer related services .....	2 016	32 938	136 649	425	361	30	15	9	6	3	1	—	—	—	—
5416	Management, sci & tech consulting services ..	14 342	207 449	848 156	2 805	2 329	240	126	63	30	11	4	2	—	—	—
54161	Management consulting services .....	12 737	190 172	771 296	2 320	1 909	213	105	51	25	11	4	2	—	—	—
541611	Admin & gen management consulting services .....	5 930	101 546	402 187	1 099	901	112	42	24	12	5	2	1	—	—	—
541612	Human res & exec search consulting services .....	3 352	46 638	185 728	409	321	38	23	13	8	4	2	—	—	—	—
541613	Marketing consulting services .....	2 576	31 992	140 331	544	458	46	25	9	4	1	—	1	—	—	—
541614	Process, phys dist & log consulting services .....	665	8 189	34 152	141	112	10	13	4	1	1	—	—	—	—	—
541618	Other management consulting services ..	214	1 807	8 898	127	117	7	2	1	—	—	—	—	—	—	—
54162	Environmental consulting services .....	728	7 972	33 815	132	101	10	10	9	2	—	—	—	—	—	—
541620	Environmental consulting services .....	728	7 972	33 815	132	101	10	10	9	2	—	—	—	—	—	—
54169	Oth scientific & technical consulting services .....	877	9 305	43 045	353	319	17	11	3	3	—	—	—	—	—	—
541690	Oth scientific & technical consulting services .....	877	9 305	43 045	353	319	17	11	3	3	—	—	—	—	—	—

See footnotes at end of table.

**Table 2. The State—Employees, Payroll, and Establishments by Industry: 2003—Con.**

[Excludes most government employees, railroad employees, and self-employed persons. Size class 1 to 4 includes establishments with payroll, but no employees, during mid-March pay period. (D) denotes figures withheld to avoid disclosing data for individual companies; the data are included in broader industry totals. For explanation of terms, abbreviations, and data reliability/comparability, see introductory text]

NAICS code	Industry	Number of employees for week including March 12	Payroll (\$1,000)		Total number of establishments	Number of establishments by employment-size class									
			First quarter	Annual		1 to 4	5 to 9	10 to 19	20 to 49	50 to 99	100 to 249	250 to 499	500 to 999	1,000 or more	
<b>54</b>	<b>Professional, scientific &amp; technical services—Con.</b>														
541	Professional, scientific & technical services—Con.														
5417	Scientific R&D services .....	7 534	133 606	527 518	244	122	49	28	20	15	4	3	2	1	
54171	R&D in physical, engineering & life sciences .....	7 087	129 504	509 786	200	98	38	24	17	14	3	3	2	1	
541710	R&D in physical, engineering & life sciences .....	7 087	129 504	509 786	200	98	38	24	17	14	3	3	2	1	
54172	R&D in social sciences & humanities .....	447	4 102	17 732	44	24	11	4	3	1	1	—	—	—	
541720	R&D in social sciences & humanities .....	447	4 102	17 732	44	24	11	4	3	1	1	—	—	—	
5418	Advertising & related services .....	12 043	135 050	534 994	905	566	142	101	55	20	13	6	2	—	
54181	Advertising agencies .....	4 268	66 348	264 224	318	191	53	40	21	6	3	4	—	—	
541810	Advertising agencies .....	4 268	66 348	264 224	318	191	53	40	21	6	3	4	—	—	
54182	Public relations agencies .....	775	12 502	49 009	117	89	15	6	4	2	1	—	—	—	
541820	Public relations agencies .....	775	12 502	49 009	117	89	15	6	4	2	1	—	—	—	
54183	Media buying agencies .....	145	1 811	9 457	21	18	—	1	1	1	—	—	—	—	
541830	Media buying agencies .....	145	1 811	9 457	21	18	—	1	1	1	—	—	—	—	
54184	Media representatives .....	236	2 168	9 220	46	27	12	6	1	—	—	—	—	—	
541840	Media representatives .....	236	2 168	9 220	46	27	12	6	1	—	—	—	—	—	
54185	Display advertising .....	409	5 916	17 342	67	44	12	7	2	2	—	—	—	—	
541850	Display advertising .....	409	5 916	17 342	67	44	12	7	2	2	—	—	—	—	
54186	Direct mail advertising .....	2 794	24 580	95 541	95	40	12	15	17	5	4	1	1	—	
541860	Direct mail advertising .....	2 794	24 580	95 541	95	40	12	15	17	5	4	1	1	—	
54187	Advertising material distribution services ..	409	3 026	12 486	15	6	3	1	3	1	—	—	—	—	
541870	Advertising material distribution services ..	409	3 026	12 486	15	6	3	1	3	1	—	—	—	—	
54189	Other services related to advertising .....	3 007	18 699	77 715	226	151	35	25	6	3	4	1	1	—	
541890	Other services related to advertising .....	3 007	18 699	77 715	226	151	35	25	6	3	4	1	1	—	
5419	Oth professional, scientific, technical services .....	11 410	72 794	319 960	1 554	989	248	190	112	6	6	2	1	—	
54191	Marketing research & public opinion polling .....	2 331	19 211	74 567	135	69	14	18	26	3	4	1	—	—	
541910	Marketing research & public opinion polling .....	2 331	19 211	74 567	135	69	14	18	26	3	4	1	—	—	
54192	Photographic services .....	2 681	13 437	61 699	444	358	53	21	8	1	1	1	—	—	
541921	Photography studios, portrait .....	1 605	6 874	34 446	319	247	48	20	3	—	—	—	1	—	
541922	Commercial photography .....	1 076	6 563	27 253	125	111	5	1	5	1	1	1	—	—	
54193	Translation & interpretation services .....	209	1 889	8 080	48	39	3	3	3	—	—	—	—	—	
541930	Translation & interpretation services .....	209	1 889	8 080	48	39	3	3	3	—	—	—	—	—	
54194	Veterinary services .....	4 894	26 894	122 409	480	140	141	132	65	2	—	—	—	—	
541940	Veterinary services .....	4 894	26 894	122 409	480	140	141	132	65	2	—	—	—	—	
54199	All oth prof, scientific & technical services ..	1 295	11 363	53 205	447	383	37	16	10	—	1	—	—	—	
541990	All oth prof, scientific & technical services ..	1 295	11 363	53 205	447	383	37	16	10	—	1	—	—	—	
<b>55</b>	<b>Management of companies &amp; enterprises</b>	<b>89 980</b>	<b>1 696 993</b>	<b>6 419 280</b>	<b>1 019</b>	<b>300</b>	<b>167</b>	<b>147</b>	<b>168</b>	<b>104</b>	<b>65</b>	<b>38</b>	<b>16</b>	<b>14</b>	
551	Management of companies & enterprises .....	89 980	1 696 993	6 419 280	1 019	300	167	147	168	104	65	38	16	14	
5511	Management of companies & enterprises .....	89 980	1 696 993	6 419 280	1 019	300	167	147	168	104	65	38	16	14	
55111	Management of companies & enterprises .....	89 980	1 696 993	6 419 280	1 019	300	167	147	168	104	65	38	16	14	
551111	Offices of bank holding companies .....	420	8 762	32 945	51	31	9	5	5	1	—	—	—	—	
551112	Offices of other holding companies .....	3 005	60 300	225 813	125	61	24	9	15	9	5	2	—	—	
551114	Corp, subsidiary & regional managing offices .....	86 555	1 627 931	6 160 522	843	208	134	133	148	94	60	36	16	14	
<b>56</b>	<b>Admin, support, waste mgt, remediation services</b>	<b>133 653</b>	<b>851 095</b>	<b>3 666 989</b>	<b>6 679</b>	<b>4 060</b>	<b>934</b>	<b>636</b>	<b>518</b>	<b>277</b>	<b>171</b>	<b>57</b>	<b>15</b>	<b>11</b>	
561	Administrative & support services .....	127 576	794 160	3 424 320	6 168	3 797	836	561	472	257	162	57	15	11	
5611	Office administrative services .....	8 826	80 055	338 652	407	227	61	42	45	16	11	4	—	1	
56111	Office administrative services .....	8 826	80 055	338 652	407	227	61	42	45	16	11	4	—	1	
561110	Office administrative services .....	8 826	80 055	338 652	407	227	61	42	45	16	11	4	—	1	
5612	Facilities support services .....	1 445	11 290	38 534	81	35	15	13	11	5	1	1	—	—	
56121	Facilities support services .....	1 445	11 290	38 534	81	35	15	13	11	5	1	1	—	—	
561210	Facilities support services .....	1 445	11 290	38 534	81	35	15	13	11	5	1	1	—	—	
5613	Employment services .....	58 267	347 248	1 492 387	723	208	68	71	131	123	73	33	10	6	
56131	Employment placement agencies .....	1 755	10 209	46 870	149	83	26	17	15	5	3	—	—	—	
561310	Employment placement agencies .....	1 755	10 209	46 870	149	83	26	17	15	5	3	—	—	—	
56132	Temporary help services .....	39 058	198 395	851 718	505	107	37	46	101	111	63	29	9	2	
561320	Temporary help services .....	39 058	198 395	851 718	505	107	37	46	101	111	63	29	9	2	
56133	Employee leasing services .....	17 454	138 644	593 799	69	18	5	8	15	7	7	4	1	4	
561330	Employee leasing services .....	17 454	138 644	593 799	69	18	5	8	15	7	7	4	1	4	
5614	Business support services .....	15 300	102 277	416 426	708	407	94	78	59	35	25	7	1	2	
56141	Document preparation services .....	920	5 086	22 003	142	107	15	8	8	3	1	—	—	—	
561410	Document preparation services .....	920	5 086	22 003	142	107	15	8	8	3	1	—	—	—	
56142	Telephone call centers .....	5 735	27 521	99 608	104	32	11	12	14	18	14	2	—	1	
561421	Telephone answering services .....	1 633	6 942	26 651	29	11	4	6	2	4	1	—	—	1	
561422	Telemarketing bureaus .....	4 102	20 579	72 957	75	21	7	6	12	14	13	2	—	—	
56143	Business service centers .....	1 589	10 628	38 369	148	73	27	29	14	4	1	—	—	—	
561431	Private mail centers .....	494	3 535	9 117	63	39	16	7	—	—	1	—	—	—	
561439	Oth business service centers (incl copy shops) .....	1 095	7 093	29 252	85	34	11	22	14	4	—	—	—	—	
56144	Collection agencies .....	5 590	44 233	199 207	129	56	22	20	11	6	8	4	1	1	
561440	Collection agencies .....	5 590	44 233	199 207	129	56	22	20	11	6	8	4	1	1	
56145	Credit bureaus .....	627	8 485	31 208	24	9	6	2	4	2	—	1	—	—	
561450	Credit bureaus .....	627	8 485	31 208	24	9	6	2	4	2	—	1	—	—	
56149	Other business support services .....	839	6 342	26 031	161	130	13	7	8	2	1	—	—	—	
561491	Repossession services .....	46	342	1 705	12	8	3	1	1	—	—	—	—	—	
561492	Court reporting & stenotype services .....	88	556	2 588	67	58	8	—	—	—	—	—	—	—	
561499	All other business support services .....	705	5 426	21 738	82	58	8	6	7	2	1	—	—	—	
5615	Travel arrangement & reservation services ..	5 415	46 349	179 757	529	327	106	54	25	7	8	2	—	—	
56151	Travel agencies .....	3 658	32 404	126 312	400	236	95	40	19	4	5	1	—	—	
561510	Travel agencies .....	3 658	32 404	126 312	400	236	95	40	19	4	5	1	—	—	
56152	Tour operators .....	751	5 730	23 125	56	38	6	7	4	—	—	1	—	—	
561520	Tour operators .....	751	5 730	23 125	56	38	6	7	4	—	—	1	—	—	

See footnotes at end of table.

**Table 2. The State—Employees, Payroll, and Establishments by Industry: 2003—Con.**

[Excludes most government employees, railroad employees, and self-employed persons. Size class 1 to 4 includes establishments with payroll, but no employees, during mid-March pay period. (D) denotes figures withheld to avoid disclosing data for individual companies; the data are included in broader industry totals. For explanation of terms, abbreviations, and data reliability/comparability, see introductory text]

NAICS code	Industry	Number of employees for week including March 12	Payroll (\$1,000)		Total number of establishments	Number of establishments by employment-size class										
			First quarter	Annual		1 to 4	5 to 9	10 to 19	20 to 49	50 to 99	100 to 249	250 to 499	500 to 999	1,000 or more		
<b>56</b>	<b>Admin. support, waste mgt, remediation services—Con.</b>															
561	Administrative & support services—Con.															
5615	Travel arrangement & reservation services—Con.															
56159	Oth travel arrangement & reservation services .....	1 006	8 215	30 320	73	53	5	7	2	3	3	—	—	—		
561591	Convention and visitors bureaus .....	239	2 060	7 872	44	35	3	5	—	1	—	—	—	—		
561599	All oth travel arrange & reservation services .....	767	6 155	22 448	29	18	2	2	2	2	3	—	—	—		
5616	Investigation & security services .....	8 995	52 049	222 955	296	143	51	33	30	20	10	6	3	—		
56161	Investigation, guard & armored car services .....	7 606	38 880	170 087	165	63	33	20	18	12	10	6	3	—		
561611	Investigation services .....	378	2 464	10 803	70	42	18	7	2	1	—	—	—	—		
561612	Security guards & patrol services .....	6 086	29 221	129 707	82	21	14	9	13	7	10	6	2	—		
561613	Armored car services .....	1 142	7 195	29 577	13	—	1	4	3	4	—	—	1	—		
56162	Security systems services .....	1 389	13 169	52 868	131	80	18	13	12	8	—	—	—	—		
561621	Security systems services (except locksmiths) .....	1 192	11 950	47 639	76	40	6	10	12	8	—	—	—	—		
561622	Locksmiths .....	197	1 219	5 229	55	40	12	3	—	—	—	—	—	—		
5617	Services to buildings & dwellings .....	21 752	92 939	489 252	2 878	2 127	355	204	132	35	21	2	—	—	2	
56171	Exterminating & pest control services .....	545	5 466	24 686	43	28	4	6	3	—	2	—	—	—	—	
561710	Exterminating & pest control services .....	545	5 466	24 686	43	28	4	6	3	—	2	—	—	—	—	
56172	Janitorial services .....	14 462	53 652	227 025	939	529	156	129	86	22	13	2	—	—	2	
561720	Janitorial services .....	14 462	53 652	227 025	939	529	156	129	86	22	13	2	—	—	2	
56173	Landscaping services .....	4 768	23 604	188 472	1 581	1 348	139	52	30	8	4	—	—	—	—	
561730	Landscaping services .....	4 768	23 604	188 472	1 581	1 348	139	52	30	8	4	—	—	—	—	
56174	Carpet & upholstery cleaning services .....	820	3 347	15 952	151	111	20	12	5	3	—	—	—	—	—	
561740	Carpet & upholstery cleaning services .....	820	3 347	15 952	151	111	20	12	5	3	—	—	—	—	—	
56179	Other services to buildings & dwellings .....	1 157	6 870	33 117	164	111	36	5	8	2	2	—	—	—	—	
561790	Other services to buildings & dwellings .....	1 157	6 870	33 117	164	111	36	5	8	2	2	—	—	—	—	
5619	Other support services .....	7 576	61 953	246 357	546	323	86	66	39	16	13	2	1	—	—	
56191	Packaging & labeling services .....	701	3 609	15 650	40	19	5	5	7	3	1	—	—	—	—	
561910	Packaging & labeling services .....	701	3 609	15 650	40	19	5	5	7	3	1	—	—	—	—	
56192	Convention & trade show organizers .....	1 025	7 192	28 235	91	53	14	14	5	3	2	—	—	—	—	
561920	Convention & trade show organizers .....	1 025	7 192	28 235	91	53	14	14	5	3	2	—	—	—	—	
56199	All other support services .....	5 850	51 152	202 472	415	251	67	47	27	10	10	2	1	—	—	
561990	All other support services .....	5 850	51 152	202 472	415	251	67	47	27	10	10	2	1	—	—	
562	Waste management & remediation services .....	6 077	56 935	242 669	511	263	98	75	46	20	9	—	—	—	—	
5621	Waste collection .....	3 670	32 890	136 869	273	131	58	41	25	12	6	—	—	—	—	
56211	Waste collection .....	3 670	32 890	136 869	273	131	58	41	25	12	6	—	—	—	—	
562111	Solid waste collection .....	3 455	31 290	129 011	242	111	53	37	23	12	6	—	—	—	—	
562112	Hazardous waste collection .....	59	497	2 290	8	5	—	3	—	—	—	—	—	—	—	
562119	Other waste collection .....	156	1 103	5 568	23	15	5	2	—	—	—	—	—	—	—	
5622	Waste treatment & disposal .....	523	6 192	23 488	66	34	17	9	4	2	—	—	—	—	—	
56221	Waste treatment & disposal .....	523	6 192	23 488	66	34	17	9	4	2	—	—	—	—	—	
562211	Hazardous waste treatment & disposal .....	77	1 094	4 170	8	4	2	1	1	—	—	—	—	—	—	
562212	Solid waste landfill .....	376	3 966	15 261	51	25	14	8	3	1	—	—	—	—	—	
562213	Solid waste combustors & incinerators .....	(B)	(D)	(D)	2	1	—	—	—	1	—	—	—	—	—	
562219	Other nonhazardous waste treatment & disposal .....	(A)	(D)	(D)	5	4	1	—	—	—	—	—	—	—	—	
5629	Remediation & oth waste management services .....	1 884	17 853	82 312	172	98	23	25	17	6	3	—	—	—	—	
56291	Remediation services .....	916	8 866	44 265	57	25	9	10	8	3	2	—	—	—	—	
562910	Remediation services .....	916	8 866	44 265	57	25	9	10	8	3	2	—	—	—	—	
56292	Materials recovery facilities .....	335	3 314	13 110	28	10	4	9	4	1	—	—	—	—	—	
562920	Materials recovery facilities .....	335	3 314	13 110	28	10	4	9	4	1	—	—	—	—	—	
56299	All other waste management services .....	633	5 673	24 937	87	63	10	6	5	2	1	—	—	—	—	
562991	Septic tank & related services .....	349	2 743	13 180	63	49	8	3	2	—	1	—	—	—	—	
562998	All other miscellaneous waste management .....	284	2 930	11 757	24	14	2	3	3	2	—	—	—	—	—	
<b>61</b>	<b>Educational services .....</b>	<b>55 111</b>	<b>282 840</b>	<b>1 169 334</b>	<b>1 528</b>	<b>722</b>	<b>204</b>	<b>204</b>	<b>229</b>	<b>93</b>	<b>46</b>	<b>15</b>	<b>3</b>	<b>12</b>		
611	Educational services .....	55 111	282 840	1 169 334	1 528	722	204	204	229	93	46	15	3	12		
6111	Elementary & secondary schools .....	16 511	94 901	379 953	446	92	44	79	128	67	31	5	—	—	—	
61111	Elementary & secondary schools .....	16 511	94 901	379 953	446	92	44	79	128	67	31	5	—	—	—	
611110	Elementary & secondary schools .....	16 511	94 901	379 953	446	92	44	79	128	67	31	5	—	—	—	
6112	Junior colleges .....	992	6 588	31 992	11	4	—	1	1	2	1	2	—	—	—	
61121	Junior colleges .....	992	6 588	31 992	11	4	—	1	1	2	1	2	—	—	—	
611210	Junior colleges .....	992	6 588	31 992	11	4	—	1	1	2	1	2	—	—	—	
6113	Colleges, universities & professional schools .....	28 203	129 049	536 272	62	13	5	5	9	5	2	8	3	12		
61131	Colleges, universities & professional schools .....	28 203	129 049	536 272	62	13	5	5	9	5	2	8	3	12		
611310	Colleges, universities & professional schools .....	28 203	129 049	536 272	62	13	5	5	9	5	2	8	3	12		
6114	Business schools & computer & mgt training .....	2 072	22 051	88 997	188	138	17	13	9	6	5	—	—	—	—	
61141	Business & secretarial schools .....	660	4 358	17 998	8	2	—	1	—	2	3	—	—	—	—	
611410	Business & secretarial schools .....	660	4 358	17 998	8	2	—	1	—	2	3	—	—	—	—	
61142	Computer training .....	682	9 921	38 518	61	44	8	3	3	1	2	—	—	—	—	
611420	Computer training .....	682	9 921	38 518	61	44	8	3	3	1	2	—	—	—	—	
61143	Professional, management development training .....	730	7 772	32 481	119	92	9	9	6	3	—	—	—	—	—	
611430	Professional, management development training .....	730	7 772	32 481	119	92	9	9	6	3	—	—	—	—	—	
6115	Technical & trade schools .....	1 349	8 368	35 676	108	54	18	15	16	3	2	—	—	—	—	
61151	Technical & trade schools .....	1 349	8 368	35 676	108	54	18	15	16	3	2	—	—	—	—	
611511	Cosmetology & barber schools .....	347	2 076	9 928	25	12	4	4	4	—	1	—	—	—	—	
611512	Flight training .....	170	789	2 598	22	12	5	2	3	—	—	—	—	—	—	
611513	Apprenticeship training .....	215	1 096	4 241	24	10	8	4	1	1	—	—	—	—	—	
611519	Other technical & trade schools .....	617	4 407	18 909	37	20	1	5	8	2	1	—	—	—	—	

See footnotes at end of table.

**Table 2. The State—Employees, Payroll, and Establishments by Industry: 2003—Con.**

[Excludes most government employees, railroad employees, and self-employed persons. Size class 1 to 4 includes establishments with payroll, but no employees, during mid-March pay period. (D) denotes figures withheld to avoid disclosing data for individual companies; the data are included in broader industry totals. For explanation of terms, abbreviations, and data reliability/comparability, see introductory text]

NAICS code	Industry	Number of employees for week including March 12	Payroll (\$1,000)		Total number of establishments	Number of establishments by employment-size class														
			First quarter	Annual		1 to 4	5 to 9	10 to 19	20 to 49	50 to 99	100 to 249	250 to 499	500 to 999	1,000 or more						
<b>61</b>	<b>Educational services—Con.</b>																			
611	Educational services—Con.																			
6116	Other schools & instruction	5 439	17 864	77 342	636	361	113	88	62	7	5	—	—	—	—	—	—	—	—	
61161	Fine arts schools	2 075	6 710	27 774	210	100	51	39	15	1	—	—	—	—	—	—	—	—	—	
611610	Fine arts schools	2 075	6 710	27 774	210	100	51	39	15	1	4	—	—	—	—	—	—	—	—	
61162	Sports & recreation instruction	1 202	2 961	14 237	199	133	34	16	13	3	—	—	—	—	—	—	—	—	—	
611620	Sports & recreation instruction	1 202	2 961	14 237	199	133	34	16	13	3	—	—	—	—	—	—	—	—	—	
61163	Language schools	148	481	2 102	14	4	3	5	2	—	—	—	—	—	—	—	—	—	—	
611630	Language schools	148	481	2 102	14	4	3	5	2	—	—	—	—	—	—	—	—	—	—	
61169	All other schools & instruction	2 014	7 712	33 229	213	124	25	28	32	3	1	—	—	—	—	—	—	—	—	
611691	Exam preparation & tutoring	1 131	4 022	17 220	81	34	11	10	24	2	—	—	—	—	—	—	—	—	—	
611692	Automobile driving schools	261	629	3 090	54	35	9	9	1	—	—	—	—	—	—	—	—	—	—	
611699	All other miscellaneous schools & instruction	622	3 061	12 919	78	55	5	9	7	1	1	—	—	—	—	—	—	—	—	
6117	Educational support services	545	4 019	19 102	77	60	7	3	4	3	—	—	—	—	—	—	—	—	—	
61171	Educational support services	545	4 019	19 102	77	60	7	3	4	3	—	—	—	—	—	—	—	—	—	
611710	Educational support services	545	4 019	19 102	77	60	7	3	4	3	—	—	—	—	—	—	—	—	—	
<b>62</b>	<b>Health care and social assistance</b>	<b>361 740</b>	<b>2 768 402</b>	<b>11 934 900</b>	<b>12 753</b>	<b>4 972</b>	<b>3 078</b>	<b>2 195</b>	<b>1 319</b>	<b>538</b>	<b>471</b>	<b>108</b>	<b>43</b>	<b>29</b>						
621	Ambulatory health care services	118 586	1 203 467	5 472 420	6 761	3 093	1 726	1 018	545	209	133	25	9	3						
6211	Offices of physicians	32 763	462 543	2 191 262	1 433	544	261	236	243	90	45	12	2	—						
62111	Offices of physicians	32 763	462 543	2 191 262	1 433	544	261	236	243	90	45	12	2	—						
621111	Offices of physicians (exc mental health)	32 119	456 538	2 163 931	1 304	437	254	229	236	89	45	12	2	—						
621112	Offices of physicians, mental health	644	6 005	27 331	129	107	7	7	7	1	—	—	—	—						
6212	Offices of dentists	14 271	135 148	627 869	1 906	600	831	406	65	4	—	—	—	—						
62121	Offices of dentists	14 271	135 148	627 869	1 906	600	831	406	65	4	—	—	—	—						
621210	Offices of dentists	14 271	135 148	627 869	1 906	600	831	406	65	4	—	—	—	—						
6213	Offices of other health practitioners	10 265	67 371	301 208	2 228	1 575	420	173	49	7	4	—	—	—						
62131	Offices of chiropractors	3 790	21 030	93 085	1 085	809	217	53	6	—	—	—	—	—						
621310	Offices of chiropractors	3 790	21 030	93 085	1 085	809	217	53	6	—	—	—	—	—						
62132	Offices of optometrists	1 594	11 284	49 645	273	143	78	46	6	—	—	—	—	—						
621320	Offices of optometrists	1 594	11 284	49 645	273	143	78	46	6	—	—	—	—	—						
62133	Offices of other mental health practitioners	1 459	8 904	39 063	298	240	27	16	10	3	2	—	—	—						
621330	Offices of other mental health practitioners	1 459	8 904	39 063	298	240	27	16	10	3	2	—	—	—						
62134	Offices of PT, OT, speech therapy & audiology	2 377	17 278	77 695	339	212	61	42	20	2	2	—	—	—						
621340	Offices of PT, OT, speech therapy & audiology	2 377	17 278	77 695	339	212	61	42	20	2	2	—	—	—						
62139	Offices of all other health practitioners	1 045	8 875	41 720	233	171	37	16	7	2	—	—	—	—						
621391	Offices of podiatrists	230	1 752	8 572	54	33	19	2	—	—	—	—	—	—						
621399	Offices of all other misc health practitioners	815	7 123	33 148	179	138	18	14	7	2	—	—	—	—						
6214	Outpatient care centers	36 925	400 451	1 760 251	493	155	103	79	77	38	30	6	2	3						
62141	Family planning centers	425	2 768	14 374	54	25	14	10	5	—	—	—	—	—						
621410	Family planning centers	425	2 768	14 374	54	25	14	10	5	—	—	—	—	—						
62142	Outpatient mental health, substance abuse ctrs	4 360	34 677	136 577	194	77	46	25	22	16	6	1	1	—						
621420	Outpatient mental health, substance abuse ctrs	4 360	34 677	136 577	194	77	46	25	22	16	6	1	1	—						
62149	Other outpatient care centers	32 140	363 006	1 609 300	245	53	43	44	50	22	24	5	1	3						
621491	HMO medical centers (H)	(D)	(D)	(D)	38	2	3	5	11	7	9	1	—	—						
621492	Kidney dialysis centers (F)	(D)	(D)	(D)	40	3	14	12	9	2	—	—	—	—						
621493	Freestanding ambulatory surgery, emergency ctr	826	6 858	31 820	31	14	1	2	10	2	2	—	—	—						
621498	All other outpatient care centers	28 043	321 791	1 447 309	136	34	25	25	20	11	13	4	1	3						
6215	Medical & diagnostic laboratories	1 615	22 345	101 348	85	29	19	19	12	4	1	1	—	—						
62151	Medical & diagnostic laboratories	1 615	22 345	101 348	85	29	19	19	12	4	1	1	—	—						
621511	Medical laboratories	896	10 969	48 333	27	12	3	5	4	1	1	1	—	—						
621512	Diagnostic Imaging centers	719	11 376	53 015	58	17	16	14	8	3	—	—	—	—						
6216	Home health care services	18 597	79 390	338 592	463	134	69	70	76	59	48	3	4	—						
62161	Home health care services	18 597	79 390	338 592	463	134	69	70	76	59	48	3	4	—						
621610	Home health care services	18 597	79 390	338 592	463	134	69	70	76	59	48	3	4	—						
6219	Other ambulatory health care services	4 150	36 219	151 890	153	56	23	35	23	7	5	3	1	—						
62191	Ambulance services	1 727	12 496	50 066	63	11	8	24	14	2	3	1	—	—						
621910	Ambulance services	1 727	12 496	50 066	63	11	8	24	14	2	3	1	—	—						
62199	All other ambulatory health care services	2 423	23 723	101 824	90	45	15	11	9	5	2	2	1	—						
621991	Blood & organ banks	1 722	17 570	72 847	27	6	4	3	7	4	—	2	1	—						
621999	All oth misc ambulatory health care services	701	6 153	28 977	63	39	11	8	2	1	2	—	—	—						
622	Hospitals	100 114	921 293	3 848 247	147	2	2	—	3	15	43	34	24	24						
6221	General medical & surgical hospitals	96 945	886 627	3 704 080	140	1	2	—	3	14	42	34	20	24						
62211	General medical & surgical hospitals	96 945	886 627	3 704 080	140	1	2	—	3	14	42	34	20	24						
622110	General medical & surgical hospitals	96 945	886 627	3 704 080	140	1	2	—	3	14	42	34	20	24						
6222	Psychiatric & substance abuse hospitals	(G)	(D)	(D)	4	1	—	—	—	—	—	—	—	3						
62221	Psychiatric & substance abuse hospitals	(G)	(D)	(D)	4	1	—	—	—	—	—	—	—	3						
622210	Psychiatric & substance abuse hospitals	(G)	(D)	(D)	4	1	—	—	—	—	—	—	—	3						
6223	Other specialty hospitals	(G)	(D)	(D)	3	—	—	—	—	1	1	—	1	—						
62231	Other specialty hospitals	(G)	(D)	(D)	3	—	—	—	—	1	1	—	1	—						
622310	Other specialty hospitals	(G)	(D)	(D)	3	—	—	—	—	1	1	—	1	—						
623																				

**Table 2. The State—Employees, Payroll, and Establishments by Industry: 2003—Con.**

[Excludes most government employees, railroad employees, and self-employed persons. Size class 1 to 4 includes establishments with payroll, but no employees, during mid-March pay period. (D) denotes figures withheld to avoid disclosing data for individual companies; the data are included in broader industry totals. For explanation of terms, abbreviations, and data reliability/comparability, see introductory text]

NAICS code	Industry	Number of employees for week including March 12	Payroll (\$1,000)		Total number of establishments	Number of establishments by employment-size class										
			First quarter	Annual		1 to 4	5 to 9	10 to 19	20 to 49	50 to 99	100 to 249	250 to 499	500 to 999	1,000 or more		
<b>62</b>	<b>Health care and social assistance—Con.</b>															
623	Nursing & residential care facilities—Con.															
6232	Residential mental retardation, health facil ...	26 302	114 037	470 110	1 707	273	718	480	165	45	21	1	4	—	—	—
62321	Residential mental retardation facilities ...	23 206	98 221	404 792	1 532	245	669	428	128	38	19	1	4	—	—	—
623210	Residential mental retardation facilities ...	23 206	98 221	404 792	1 532	245	669	428	128	38	19	1	4	—	—	—
62322	Residential mental health, subst abuse															
623220	Residential mental health, subst abuse															
	facil .....	3 096	15 816	65 318	175	28	49	52	37	7	2	—	—	—	—	—
	facil .....	3 096	15 816	65 318	175	28	49	52	37	7	2	—	—	—	—	—
6233	Community care facilities for the elderly .....	11 769	51 031	209 334	350	84	55	75	75	32	24	5	—	—	—	—
62331	Community care facilities for the elderly ...	11 769	51 031	209 334	350	84	55	75	75	32	24	5	—	—	—	—
623311	Continuing care retirement															
	communities .....	6 837	33 207	135 365	92	10	9	17	21	12	18	5	—	—	—	—
623312	Homes for the elderly .....	4 932	17 824	73 969	258	74	46	58	54	20	6	—	—	—	—	—
6239	Other residential care facilities .....	3 506	16 689	67 805	203	46	55	63	24	8	7	—	—	—	—	—
62399	Other residential care facilities .....	3 506	16 689	67 805	203	46	55	63	24	8	7	—	—	—	—	—
623990	Other residential care facilities .....	3 506	16 689	67 805	203	46	55	63	24	8	7	—	—	—	—	—
624	Social assistance .....	57 553	231 821	952 312	3 208	1 453	505	536	478	138	76	17	3	2	—	—
6241	Individual & family services .....	24 398	116 728	478 903	1 294	563	228	219	170	71	33	8	1	1	—	—
62411	Child & youth services .....	2 247	11 847	49 104	191	90	42	28	24	5	2	—	—	—	—	—
624110	Child & youth services .....	2 247	11 847	49 104	191	90	42	28	24	5	2	—	—	—	—	—
62412	Services for elderly & disabled persons ...	10 623	37 789	160 994	447	180	68	82	64	35	12	4	1	1	—	—
624120	Services for elderly & disabled persons ...	10 623	37 789	160 994	447	180	68	82	64	35	12	4	1	1	—	—
62419	Other individual & family services .....	11 528	67 092	268 805	656	293	118	109	82	31	19	4	—	—	—	—
624190	Other individual & family services .....	11 528	67 092	268 805	656	293	118	109	82	31	19	4	—	—	—	—
6242	Community, emergency & other relief															
	services .....	4 160	21 427	87 650	319	164	59	39	39	12	5	1	—	—	—	—
62421	Community food services .....	1 204	4 429	17 875	114	83	14	6	5	3	2	1	—	—	—	—
624210	Community food services .....	1 204	4 429	17 875	114	83	14	6	5	3	2	1	—	—	—	—
62422	Community housing services .....	2 408	13 922	57 589	156	47	39	29	33	6	2	—	—	—	—	—
624221	Temporary shelters .....	1 227	6 324	26 349	64	8	16	10	26	3	1	—	—	—	—	—
624229	Other community housing services .....	1 181	7 598	31 240	92	39	23	19	7	3	1	—	—	—	—	—
62423	Emergency & other relief services .....	548	3 076	12 186	49	34	6	4	1	3	1	—	—	—	—	—
624230	Emergency & other relief services .....	548	3 076	12 186	49	34	6	4	1	3	1	—	—	—	—	—
6243	Vocational rehabilitation services .....	16 046	48 814	200 880	293	68	28	32	74	47	36	5	2	1	—	—
62431	Vocational rehabilitation services .....	16 046	48 814	200 880	293	68	28	32	74	47	36	5	2	1	—	—
624310	Vocational rehabilitation services .....	16 046	48 814	200 880	293	68	28	32	74	47	36	5	2	1	—	—
6244	Child day care services .....	12 949	44 852	184 879	1 302	658	190	246	195	8	2	3	—	—	—	—
62441	Child day care services .....	12 949	44 852	184 879	1 302	658	190	246	195	8	2	3	—	—	—	—
624410	Child day care services .....	12 949	44 852	184 879	1 302	658	190	246	195	8	2	3	—	—	—	—
<b>71</b>	<b>Arts, entertainment &amp; recreation .....</b>	<b>39 032</b>	<b>209 777</b>	<b>929 547</b>	<b>2 577</b>	<b>1 478</b>	<b>435</b>	<b>289</b>	<b>229</b>	<b>64</b>	<b>58</b>	<b>19</b>	<b>4</b>	<b>1</b>	<b>—</b>	<b>—</b>
711	Performing arts, spectator sports & related															
	industries .....	7 215	96 744	411 502	698	546	64	36	28	7	10	7	—	—	—	—
7111	Performing arts companies .....	3 497	18 828	76 919	213	141	29	15	14	6	5	3	—	—	—	—
71111	Theater companies & dinner theaters .....	2 061	9 398	37 333	80	44	11	4	12	4	3	2	—	—	—	—
711110	Theater companies & dinner theaters .....	2 061	9 398	37 333	80	44	11	4	12	4	3	2	—	—	—	—
71112	Dance companies .....	77	321	1 253	16	11	2	3	—	—	—	—	—	—	—	—
711120	Dance companies .....	77	321	1 253	16	11	2	3	—	—	—	—	—	—	—	—
71113	Musical groups & artists .....	1 109	6 943	29 866	107	79	16	7	1	2	1	1	—	—	—	—
711130	Musical groups & artists .....	1 109	6 943	29 866	107	79	16	7	1	2	1	1	—	—	—	—
71119	Other performing arts companies .....	250	2 166	8 467	10	7	—	1	1	—	1	—	—	—	—	—
711190	Other performing arts companies .....	250	2 166	8 467	10	7	—	1	1	—	1	—	—	—	—	—
7112	Spectator sports .....	1 164	65 610	281 162	54	41	4	3	1	—	3	2	—	—	—	—
71121	Spectator sports .....	1 164	65 610	281 162	54	41	4	3	1	—	3	2	—	—	—	—
711211	Sports teams and clubs .....	(F)	(D)	(D)	16	8	2	1	1	—	2	2	—	—	—	—
711212	Racetracks .....	(E)	(D)	(D)	15	12	—	2	—	—	1	—	—	—	—	—
711219	Other spectator sports .....	(B)	(D)	(D)	23	21	2	—	—	—	—	—	—	—	—	—
7113	Promoters of entertainment events .....	1 894	7 516	31 182	137	102	13	7	10	1	2	2	—	—	—	—
71131	Promoters of entertainment events with															
	facility .....	746	3 633	14 826	50	29	10	2	8	—	—	1	—	—	—	—
711310	Promoters of entertainment events with															
	facility .....	746	3 633	14 826	50	29	10	2	8	—	—	1	—	—	—	—
71132	Promoters of entertainment events without															
	facility .....	1 148	3 883	16 356	87	73	3	5	2	1	2	1	—	—	—	—
711320	Promoters of entertainment events															
	without facility .....	1 148	3 883	16 356	87	73	3	5	2	1	2	1	—	—	—	—
7114	Agents, managers for artists & other public															
	figures .....	105	537	2 909	39	34	4	—	1	—	—	—	—	—	—	—
71141	Agents, managers for artists & other public															
	figures .....	105	537	2 909	39	34	4	—	1	—	—	—	—	—	—	—
711410	Agents, managers for artists & other															
	public figures .....	105	537	2 909	39	34	4	—	1	—	—	—	—	—	—	—
7115	Independent artists, writers & performers ...	555	4 253	19 330	255	228	14	11	2	—	—	—	—	—	—	—
71151	Independent artists, writers & performers ...	555	4 253	19 330	255	228	14	11	2	—	—	—	—	—	—	—
711510	Independent artists, writers & performers ...	555	4 253	19 330	255	228	14	11	2	—	—	—	—	—	—	—
712	Museums, historical sites & like institutions ...	2 425	14 882	59 748	178	108	45	15	4	1	2	2	1	—	—	—
7121	Museums, historical sites & like institutions ...	2 425	14 882	59 748	178	108	45	15	4	1	2	2	1	—	—	—
71211	Museums .....	2 049	13 285	51 903	123	83	27	6	2	—	2	2	1	—	—	—
712110	Museums .....	2 049	13 285	51 903	123	83	27	6	2	—	2	2	1	—	—	—
71212	Historical sites .....	(D)	(D)	(D)	41	19	13	7	2	—	—	—	—	—	—	—
712120	Historical sites .....	(E)	(D)	(D)	41	19	13	7	2	—	—	—	—	—	—	—
71213	Zoos & botanical gardens .....	(B)	(D)	(D)	7	4	2	—	—	1	—	—	—	—	—	—
712130	Zoos & botanical gardens .....	(B)	(D)	(D)												



**Table 2. The State—Employees, Payroll, and Establishments by Industry: 2003—Con.**

[Excludes most government employees, railroad employees, and self-employed persons. Size class 1 to 4 includes establishments with payroll, but no employees, during mid-March pay period. (D) denotes figures withheld to avoid disclosing data for individual companies; the data are included in broader industry totals. For explanation of terms, abbreviations, and data reliability/comparability, see introductory text]

NAICS code	Industry	Number of employees for week including March 12	Payroll (\$1,000)		Total number of establishments	Number of establishments by employment-size class														
			First quarter	Annual		1 to 4	5 to 9	10 to 19	20 to 49	50 to 99	100 to 249	250 to 499	500 to 999	1,000 or more						
<b>71</b>	<b>Arts, entertainment &amp; recreation—Con.</b>																			
713	Amusement, gambling & recreation industries . . . . .	29 392	98 151	458 297	1 701	824	326	238	197	56	46	10	3	1						
7131	Amusement parks & arcades . . . . .	1 124	5 668	29 516	39	19	7	4	6	1	1									
71311	Amusement & theme parks . . . . .	700	3 893	19 300	11	7	2	—	—	1	—									
713110	Amusement & theme parks . . . . .	700	3 893	19 300	11	7	2	—	—	1	—									
71312	Amusement arcades . . . . .	424	1 775	10 216	28	12	5	4	6	—	1									
713120	Amusement arcades . . . . .	424	1 775	10 216	28	12	5	4	6	—	1									
7132	Gambling industries . . . . .	3 545	16 838	72 292	64	25	13	12	4	2	4	2	1	1	1	1	1	1	1	1
71321	Casinos (except hotel casinos) . . . . .	2 467	12 171	53 502	6	—	—	—	—	1	2	1	1	1	1	1	1	1	1	1
713210	Casinos (except hotel casinos) . . . . .	2 467	12 171	53 502	6	—	—	—	—	1	2	1	1	1	1	1	1	1	1	1
71329	Other gambling industries . . . . .	1 078	4 667	18 790	58	25	13	12	4	1	2	1	—	—	—	—	—	—	—	—
713290	Other gambling industries . . . . .	1 078	4 667	18 790	58	25	13	12	4	1	2	1	—	—	—	—	—	—	—	—
7139	Other amusement & recreation industries . . . . .	24 723	75 645	356 489	1 598	780	306	222	187	53	41	8	1	—	—	—	—	—	—	—
71391	Golf courses & country clubs . . . . .	3 839	18 159	125 287	364	217	59	36	31	17	4	—	—	—	—	—	—	—	—	—
713910	Golf courses & country clubs . . . . .	3 839	18 159	125 287	364	217	59	36	31	17	4	—	—	—	—	—	—	—	—	—
71392	Skiing facilities . . . . .	2 116	4 637	10 165	13	1	—	—	3	1	3	3	1	—	—	—	—	—	—	—
713920	Skiing facilities . . . . .	2 116	4 637	10 165	13	1	—	—	3	1	3	3	1	—	—	—	—	—	—	—
71393	Marinas . . . . .	215	1 439	8 260	57	39	12	6	—	—	—	—	—	—	—	—	—	—	—	—
713930	Marinas . . . . .	215	1 439	8 260	57	39	12	6	—	—	—	—	—	—	—	—	—	—	—	—
71394	Fitness & recreational sports centers . . . . .	13 234	36 071	149 068	628	248	145	95	81	22	32	5	—	—	—	—	—	—	—	—
713940	Fitness & recreational sports centers . . . . .	13 234	36 071	149 068	628	248	145	95	81	22	32	5	—	—	—	—	—	—	—	—
71395	Bowling centers . . . . .	2 854	7 626	28 132	169	50	25	37	46	10	1	—	—	—	—	—	—	—	—	—
713950	Bowling centers . . . . .	2 854	7 626	28 132	169	50	25	37	46	10	1	—	—	—	—	—	—	—	—	—
71399	All other amusement & recreation industries . . . . .	2 465	7 713	35 577	367	225	64	48	26	3	1	—	—	—	—	—	—	—	—	—
713990	All other amusement & recreation industries . . . . .	2 465	7 713	35 577	367	225	64	48	26	3	1	—	—	—	—	—	—	—	—	—
<b>72</b>	<b>Accommodation &amp; food services . . . . .</b>	<b>202 768</b>	<b>588 267</b>	<b>2 512 398</b>	<b>10 363</b>	<b>3 316</b>	<b>1 610</b>	<b>2 252</b>	<b>2 267</b>	<b>741</b>	<b>154</b>	<b>15</b>	<b>4</b>	<b>4</b>						
721	Accommodation . . . . .	35 896	151 850	643 597	1 423	736	135	263	172	56	43	11	3	4						
7211	Traveler accommodation . . . . .	34 669	147 584	618 828	1 091	479	100	233	163	55	43	11	3	4						
72111	Hotels (exc casino hotels) & motels . . . . .	22 797	80 224	347 131	943	359	88	226	162	55	43	9	1	—						
721110	Hotels (exc casino hotels) & motels . . . . .	22 797	80 224	347 131	943	359	88	226	162	55	43	9	1	—						
72112	Casino hotels . . . . .	11 550	66 518	266 948	9	1	—	—	—	—	—	2	2	4						
721120	Casino hotels . . . . .	11 550	66 518	266 948	9	1	—	—	—	—	—	2	2	4						
72119	Other traveler accommodation . . . . .	322	842	4 749	139	119	12	7	1	—	—	—	—	—						
721191	Bed & breakfast inns . . . . .	138	232	1 189	41	33	5	3	—	—	—	—	—	—						
721199	All other traveler accommodation . . . . .	184	610	3 560	98	86	7	4	1	—	—	—	—	—						
7212	RV parks & recreational camps . . . . .	(F)	(D)	(D)	266	226	16	16	8	—	—	—	—	—						
72121	RV parks & recreational camps . . . . .	(F)	(D)	(D)	266	226	16	16	8	—	—	—	—	—						
721211	RV parks & campgrounds . . . . .	(C)	(D)	(D)	115	112	1	2	—	—	—	—	—	—						
721214	Recreational, vacation camps (exc campgrounds) . . . . .	675	2 468	15 633	151	114	15	14	8	—	—	—	—	—						
7213	Rooming & boarding houses . . . . .	(E)	(D)	(D)	66	31	19	14	1	1	—	—	—	—						
72131	Rooming & boarding houses . . . . .	(E)	(D)	(D)	66	31	19	14	1	1	—	—	—	—						
721310	Rooming & boarding houses . . . . .	(E)	(D)	(D)	66	31	19	14	1	1	—	—	—	—						
722	Food services & drinking places . . . . .	166 872	436 417	1 868 801	8 940	2 580	1 475	1 989	2 095	685	111	4	1	—						
7221	Full-service restaurants . . . . .	84 397	227 754	973 516	3 464	859	508	637	915	463	81	1	—	—						
72211	Full-service restaurants . . . . .	84 397	227 754	973 516	3 464	859	508	637	915	463	81	1	—	—						
722110	Full-service restaurants . . . . .	84 397	227 754	973 516	3 464	859	508	637	915	463	81	1	—	—						
7222	Limited-service eating places . . . . .	63 310	143 838	622 211	3 775	916	563	1 082	1 026	177	11	—	—	—						
72221	Limited-service eating places . . . . .	63 310	143 838	622 211	3 775	916	563	1 082	1 026	177	11	—	—	—						
722211	Limited-service restaurants . . . . .	54 995	125 057	537 374	2 974	639	390	828	954	154	9	—	—	—						
722212	Cafeterias . . . . .	1 953	5 169	22 396	86	38	14	7	6	19	2	—	—	—						
722213	Snack & nonalcoholic beverage bars . . . . .	6 862	13 612	62 441	715	239	159	247	66	4	—	—	—	—						
7223	Special food services . . . . .	9 902	44 117	184 090	632	292	136	83	73	30	14	3	1	—						
72231	Food service contractors . . . . .	7 468	36 254	148 069	394	137	99	64	57	24	11	1	1	—						
722310	Food service contractors . . . . .	7 468	36 254	148 069	394	137	99	64	57	24	11	1	1	—						
72232	Caterers . . . . .	2 199	6 460	29 652	159	89	30	16	14	5	3	2	—	—						
722320	Caterers . . . . .	2 199	6 460	29 652	159	89	30	16	14	5	3	2	—	—						
72233	Mobile food services . . . . .	235	1 403	6 369	79	66	7	3	2	1	—	—	—	—						
722330	Mobile food services . . . . .	235	1 403	6 369	79	66	7	3	2	1	—	—	—	—						
7224	Drinking places (alcoholic beverages) . . . . .	9 263	20 708	88 984	1 069	513	268	187	81	15	5	—	—	—						
72241	Drinking places (alcoholic beverages) . . . . .	9 263	20 708	88 984	1 069	513	268	187	81	15	5	—	—	—						
722410	Drinking places (alcoholic beverages) . . . . .	9 263	20 708	88 984	1 069	513	268	187	81	15	5	—	—	—						
<b>81</b>	<b>Other services (except public administration) . . . . .</b>	<b>119 510</b>	<b>574 710</b>	<b>2 363 793</b>	<b>15 237</b>	<b>8 655</b>	<b>3 454</b>	<b>1 948</b>	<b>913</b>	<b>178</b>	<b>76</b>	<b>11</b>	<b>1</b>	<b>1</b>						
811	Repair & maintenance . . . . .	26 476	196 057	804 560	4 519	2 911	979	436	160	19	11	2	1	—						
8111	Automotive repair & maintenance . . . . .	18 104	114 980	476 507	3 193	1 925	792	345	113	13	5	—	—	—						
81111	Automotive mechanical & electrical R&M . . . . .	8 325	56 507	237 058	1 820	1 188	467	125	36	4	—	—	—	—						
811111	General automotive repair . . . . .	7 152	48 764	204 009	1 533	988	394	114	34	3	—	—	—	—						
811112	Automotive exhaust system repair																			

**Table 2. The State—Employees, Payroll, and Establishments by Industry: 2003—Con.**

[Excludes most government employees, railroad employees, and self-employed persons. Size class 1 to 4 includes establishments with payroll, but no employees, during mid-March pay period. (D) denotes figures withheld to avoid disclosing data for individual companies; the data are included in broader industry totals. For explanation of terms, abbreviations, and data reliability/comparability, see introductory text]

NAICS code	Industry	Number of employees for week including March 12	Payroll (\$1,000)		Total number of establishments	Number of establishments by employment-size class											
			First quarter	Annual		1 to 4	5 to 9	10 to 19	20 to 49	50 to 99	100 to 249	250 to 499	500 to 999	1,000 or more			
<b>81</b>	<b>Other services (except public administration)—Con.</b>																
811	Repair & maintenance—Con.																
8113	Commercial equipment (exc auto & elec)																
	R&M .....	3 324	30 008	115 615	536	379	87	41	25	1	2	1	—	—	—	—	—
81131	Commercial equipment (exc auto & elec)																
	R&M .....	3 324	30 008	115 615	536	379	87	41	25	1	2	1	—	—	—	—	—
811310	Commercial equipment (exc auto & elec)																
	R&M .....	3 324	30 008	115 615	536	379	87	41	25	1	2	1	—	—	—	—	—
8114	Personal & household goods R&M .....	1 647	9 513	40 356	539	437	71	25	5	—	1	—	—	—	—	—	—
81141	Home, garden equipment & appliance																
	R&M .....	531	4 032	16 372	139	107	21	9	1	—	1	—	—	—	—	—	—
811411	Home & garden equipment R&M .....	128	558	2 874	55	44	8	3	—	—	—	—	—	—	—	—	—
811412	Appliance repair & maintenance .....	403	3 474	13 498	84	63	13	6	1	—	1	—	—	—	—	—	—
81142	Reupholstery & furniture repair .....	338	1 699	6 677	116	91	20	4	1	—	—	—	—	—	—	—	—
811420	Reupholstery & furniture repair .....	338	1 699	6 677	116	91	20	4	1	—	—	—	—	—	—	—	—
81143	Footwear & leather goods repair .....	62	258	1 092	29	27	—	2	—	—	—	—	—	—	—	—	—
811430	Footwear & leather goods repair .....	62	258	1 092	29	27	—	2	—	—	—	—	—	—	—	—	—
81149	Other personal & household goods R&M ..	716	3 524	16 215	255	212	30	10	3	—	—	—	—	—	—	—	—
811490	Other personal & household goods R&M ..	716	3 524	16 215	255	212	30	10	3	—	—	—	—	—	—	—	—
812	Personal & laundry services .....	28 965	119 557	507 581	3 772	2 136	836	524	212	43	19	1	—	—	—	—	—
8121	Personal care services .....	16 054	57 044	247 365	2 161	1 223	477	307	126	23	4	—	—	—	—	—	—
81211	Hair, nail & skin care services .....	14 054	52 089	225 534	1 861	1 062	408	257	108	22	3	—	—	—	—	—	—
812111	Barber shops .....	85	443	1 674	34	31	2	—	1	—	—	—	—	—	—	—	—
812112	Beauty salons .....	13 452	50 170	216 758	1 613	853	378	250	106	22	3	—	—	—	—	—	—
812113	Nail salons .....	517	1 476	7 102	214	178	28	7	1	—	—	—	—	—	—	—	—
81219	Other personal care services .....	2 000	4 955	21 831	300	161	69	50	18	1	—	—	—	—	—	—	—
812191	Diet & weight reducing centers .....	547	1 688	6 717	42	14	8	12	7	—	1	—	—	—	—	—	—
812199	Other personal care services .....	1 453	3 267	15 114	258	147	61	38	11	1	—	—	—	—	—	—	—
8122	Death care services .....	2 125	13 605	60 013	439	276	106	47	9	1	—	—	—	—	—	—	—
81221	Funeral homes .....	1 706	11 644	50 822	303	166	88	42	6	1	—	—	—	—	—	—	—
812210	Funeral homes .....	1 706	11 644	50 822	303	166	88	42	6	1	—	—	—	—	—	—	—
81222	Cemeteries & crematories .....	419	1 961	9 191	136	110	18	5	3	—	—	—	—	—	—	—	—
812220	Cemeteries & crematories .....	419	1 961	9 191	136	110	18	5	3	—	—	—	—	—	—	—	—
8123	Drycleaning & laundry services .....	5 667	27 969	114 142	419	167	114	81	34	12	10	1	—	—	—	—	—
81231	Coin-operated laundries & drycleaners ..	614	1 622	6 773	122	73	31	15	3	—	—	—	—	—	—	—	—
812310	Coin-operated laundries & drycleaners ..	614	1 622	6 773	122	73	31	15	3	—	—	—	—	—	—	—	—
81232	Drycleaning & laundry services (exc coin-op) ..	2 677	9 140	37 904	265	92	79	62	26	6	—	—	—	—	—	—	—
812320	Drycleaning & laundry services (exc coin-op) ..	2 677	9 140	37 904	265	92	79	62	26	6	—	—	—	—	—	—	—
81233	Linen & uniform supply .....	2 376	17 207	69 465	32	2	4	4	5	6	10	1	—	—	—	—	—
812331	Linen supply .....	686	4 910	20 335	11	—	2	4	1	2	1	1	—	—	—	—	—
812332	Industrial launderers .....	1 690	12 297	49 130	21	2	2	—	4	4	9	—	—	—	—	—	—
8129	Other personal services .....	5 119	20 939	86 061	753	470	139	89	43	7	5	—	—	—	—	—	—
81291	Pet care (except veterinary) services .....	658	1 600	7 636	157	115	23	14	5	—	—	—	—	—	—	—	—
812910	Pet care (except veterinary) services .....	658	1 600	7 636	157	115	23	14	5	—	—	—	—	—	—	—	—
81292	Photofinishing .....	1 472	9 244	33 197	141	51	60	17	7	3	3	—	—	—	—	—	—
812921	Photofinishing laboratories (except one-hour) ..	956	7 607	26 666	60	27	12	9	6	3	3	—	—	—	—	—	—
812922	One-hour photofinishing .....	516	1 637	6 531	81	24	48	8	1	—	—	—	—	—	—	—	—
81293	Parking lots & garages .....	2 177	6 927	29 005	171	66	33	44	22	4	2	—	—	—	—	—	—
812930	Parking lots & garages .....	2 177	6 927	29 005	171	66	33	44	22	4	2	—	—	—	—	—	—
81299	All other personal services .....	812	3 168	16 223	284	238	23	14	9	—	—	—	—	—	—	—	—
812990	All other personal services .....	812	3 168	16 223	284	238	23	14	9	—	—	—	—	—	—	—	—
813	Religious, grantmaking, civic, prof & like organizations .....	64 069	259 096	1 051 652	6 946	3 608	1 639	988	541	116	46	8	—	—	—	—	—
8131	Religious organizations .....	35 684	133 452	535 467	3 882	1 984	985	543	271	69	26	4	—	—	—	—	—
81311	Religious organizations .....	35 684	133 452	535 467	3 882	1 984	985	543	271	69	26	4	—	—	—	—	—
813110	Religious organizations .....	35 684	133 452	535 467	3 882	1 984	985	543	271	69	26	4	—	—	—	—	—
8132	Grantmaking & giving services .....	2 796	22 130	89 812	318	186	66	34	25	3	4	—	—	—	—	—	—
81321	Grantmaking & giving services .....	2 796	22 130	89 812	318	186	66	34	25	3	4	—	—	—	—	—	—
813211	Grantmaking foundations .....	894	9 295	38 421	137	89	24	12	10	2	—	—	—	—	—	—	—
813212	Voluntary health organizations .....	1 000	6 691	26 011	83	45	17	10	8	1	2	—	—	—	—	—	—
813219	Other grantmaking & giving services .....	902	6 144	25 380	98	52	25	12	7	—	—	—	—	—	—	—	—
8133	Social advocacy organizations .....	2 685	14 667	61 543	352	211	75	41	19	3	2	1	—	—	—	—	—
81331	Social advocacy organizations .....	2 685	14 667	61 543	352	211	75	41	19	3	2	1	—	—	—	—	—
813311	Human rights organizations .....	423	2 858	10 915	42	16	10	11	4	1	—	—	—	—	—	—	—
813312	Environment & wildlife organizations .....	988	5 064	23 102	110	56	30	15	6	1	2	—	—	—	—	—	—
813319	Other social advocacy organizations .....	1 274	6 745	27 526	200	139	35	15	9	1	—	1	—	—	—	—	—
8134	Civic & social organizations .....	13 555	31 092	127 859	1 253	525	297	245	153	23	9	1	—	—	—	—	—
81341	Civic & social organizations .....	13 555	31 092	127 859	1 253	525	297	245	153	23	9	1	—	—	—	—	—
813410	Civic & social organizations .....	13 555	31 092	127 859	1 253	525	297	245	153	23	9	1	—	—	—	—	—
8139	Business, labor, political, like organizations ..	9 349	57 755	236 971	1 141	702	216	125	73	18	5	2	—	—	—	—	—
81391	Business associations .....	2 134	19 166	78 714	398	278	72	24	20	4	—	—	—	—	—	—	—
813910	Business associations .....	2 134	19 166	78 714	398	278	72	24	20	4	—	—	—	—	—	—	—
81392	Professional organizations .....	929	8 399	35 652	136	94	23	8	7	4	—	—	—	—	—	—	—
813920	Professional organizations .....	929	8 399	35 652	136	94	23	8	7	4	—	—	—	—	—	—	—
81393	Labor unions & similar labor organizations .....	5 303	25 579	102 671	353	126	96	73	42	9	5	2	—	—	—	—	—
813930	Labor unions & similar labor organizations .....	5 303	25 579	102 671	353	126	96	73	42	9	5	2	—	—	—	—	—
81394	Political organizations .....	170	1 089	4 49													

**Table 3. The State—Employees and Annual Payroll by Employment-Size Class: 2003**

[Excludes most government employees, railroad employees, and self-employed persons. Size class 1 to 4 includes establishments with payroll, but no employees, during mid-March pay period. (D) denotes figures withheld to avoid disclosing data for individual companies; the data are included in broader industry totals. For explanation of terms, abbreviations, and data reliability/comparability, see introductory text]

NAICS code	Major group	Total	Employment-size class								
			1 to 4	5 to 9	10 to 19	20 to 49	50 to 99	100 to 249	250 to 499	500 to 999	1,000 or more
	<b>Total number of employees ..</b>	<b>2 382 177</b>	<b>123 470</b>	<b>179 036</b>	<b>260 273</b>	<b>389 499</b>	<b>310 088</b>	<b>393 474</b>	<b>245 796</b>	<b>150 840</b>	<b>329 701</b>
	<b>Total payroll, annual (\$1,000) .....</b>	<b>87 297 655</b>	<b>4 593 418</b>	<b>5 109 372</b>	<b>7 603 092</b>	<b>12 111 355</b>	<b>10 286 279</b>	<b>13 657 859</b>	<b>9 950 743</b>	<b>7 245 992</b>	<b>16 739 545</b>
<b>11</b>	<b>FORESTRY, FISHING, HUNTING, AND AGRICULTURE SUPPORT</b>										
	<b>Number of employees .....</b>	<b>2 315</b>	<b>466</b>	<b>(D)</b>	<b>(D)</b>	<b>(D)</b>	<b>(D)</b>	<b>-</b>	<b>-</b>	<b>-</b>	<b>-</b>
	<b>Payroll, annual (\$1,000) .....</b>	<b>57 415</b>	<b>13 984</b>	<b>(D)</b>	<b>(D)</b>	<b>(D)</b>	<b>(D)</b>	<b>-</b>	<b>-</b>	<b>-</b>	<b>-</b>
113	Forestry and logging										
	Number of employees .....	(G)	(D)	(D)	(D)	(D)	-	-	-	-	-
	Payroll, annual (\$1,000) .....	(D)	(D)	(D)	(D)	(D)	-	-	-	-	-
114	Fishing, hunting & trapping										
	Number of employees .....	(C)	(D)	(D)	(D)	-	(D)	-	-	-	-
	Payroll, annual (\$1,000) .....	(D)	(D)	(D)	(D)	-	(D)	-	-	-	-
115	Agriculture & forestry support activities										
	Number of employees .....	1 139	229	(D)	(D)	(D)	(D)	-	-	-	-
	Payroll, annual (\$1,000) .....	29 621	8 042	(D)	(D)	(D)	(D)	-	-	-	-
<b>21</b>	<b>MINING</b>										
	<b>Number of employees .....</b>	<b>5 207</b>	<b>129</b>	<b>(D)</b>	<b>(D)</b>	<b>(D)</b>	<b>(D)</b>	<b>(D)</b>	<b>1 541</b>	<b>(D)</b>	<b>(D)</b>
	<b>Payroll, annual (\$1,000) .....</b>	<b>251 565</b>	<b>8 873</b>	<b>(D)</b>	<b>(D)</b>	<b>(D)</b>	<b>(D)</b>	<b>(D)</b>	<b>61 206</b>	<b>(D)</b>	<b>(D)</b>
211	Oil & gas extraction										
	Number of employees .....	(B)	(D)	-	(D)	(D)	-	-	-	-	-
	Payroll, annual (\$1,000) .....	(D)	-	-	(D)	(D)	-	-	-	-	-
212	Mining (except oil & gas)										
	Number of employees .....	5 008	(D)	(D)	224	(D)	(D)	(D)	1 541	(D)	(D)
	Payroll, annual (\$1,000) .....	243 435	(D)	(D)	16 587	(D)	(D)	(D)	61 206	(D)	(D)
213	Mining support activities										
	Number of employees .....	(C)	(D)	(D)	(D)	(D)	-	-	-	-	-
	Payroll, annual (\$1,000) .....	(D)	(D)	(D)	(D)	(D)	-	-	-	-	-
<b>22</b>	<b>UTILITIES</b>										
	<b>Number of employees .....</b>	<b>12 822</b>	<b>174</b>	<b>326</b>	<b>668</b>	<b>1 938</b>	<b>1 453</b>	<b>(D)</b>	<b>3 407</b>	<b>(D)</b>	<b>(D)</b>
	<b>Payroll, annual (\$1,000) .....</b>	<b>859 831</b>	<b>10 770</b>	<b>15 720</b>	<b>42 778</b>	<b>131 223</b>	<b>84 232</b>	<b>(D)</b>	<b>243 628</b>	<b>(D)</b>	<b>(D)</b>
221	Utilities										
	Number of employees .....	12 822	174	326	668	1 938	1 453	(D)	3 407	(D)	(D)
	Payroll, annual (\$1,000) .....	859 831	10 770	15 720	42 778	131 223	84 232	(D)	243 628	(D)	(D)
<b>23</b>	<b>CONSTRUCTION</b>										
	<b>Number of employees .....</b>	<b>118 294</b>	<b>16 651</b>	<b>16 775</b>	<b>17 513</b>	<b>24 316</b>	<b>15 858</b>	<b>14 141</b>	<b>7 544</b>	<b>(D)</b>	<b>(D)</b>
	<b>Payroll, annual (\$1,000) .....</b>	<b>5 882 366</b>	<b>768 600</b>	<b>653 850</b>	<b>794 345</b>	<b>1 262 114</b>	<b>865 628</b>	<b>792 764</b>	<b>439 147</b>	<b>(D)</b>	<b>(D)</b>
236	Construction of Buildings										
	Number of employees .....	30 245	5 292	4 954	4 332	5 507	3 253	2 431	(D)	-	(D)
	Payroll, annual (\$1,000) .....	1 406 024	200 354	184 461	175 778	263 676	191 531	127 098	(D)	-	(D)
237	Heavy and Civil Engineering Construction										
	Number of employees .....	13 649	1 081	1 185	1 565	2 442	1 965	1 053	(D)	(D)	(D)
	Payroll, annual (\$1,000) .....	1 027 683	119 026	89 247	143 150	215 329	126 795	72 342	(D)	(D)	(D)
238	Specialty Trade Contractors										
	Number of employees .....	74 400	10 278	10 636	11 616	16 367	10 640	10 657	(D)	(D)	-
	Payroll, annual (\$1,000) .....	3 448 659	449 220	380 142	475 417	783 109	547 302	593 324	(D)	(D)	-
<b>31-33</b>	<b>MANUFACTURING</b>										
	<b>Number of employees .....</b>	<b>339 507</b>	<b>5 120</b>	<b>8 978</b>	<b>16 963</b>	<b>39 368</b>	<b>41 257</b>	<b>75 295</b>	<b>58 299</b>	<b>38 393</b>	<b>55 834</b>
	<b>Payroll, annual (\$1,000) .....</b>	<b>14 458 139</b>	<b>172 589</b>	<b>284 216</b>	<b>580 199</b>	<b>1 497 742</b>	<b>1 651 290</b>	<b>3 167 821</b>	<b>2 505 412</b>	<b>1 626 349</b>	<b>2 972 521</b>
311	Food mfg										
	Number of employees .....	46 875	329	770	1 721	3 531	4 014	9 400	10 202	6 321	10 587
	Payroll, annual (\$1,000) .....	1 596 174	9 725	13 889	41 874	105 982	150 827	345 886	342 843	237 943	347 205
312	Beverage & tobacco product mfg										
	Number of employees .....	1 316	(D)	(D)	40	175	208	(D)	(D)	-	-
	Payroll, annual (\$1,000) .....	51 460	(D)	(D)	1 293	5 640	7 320	(D)	(D)	-	-
313	Textile mills										
	Number of employees .....	688	(D)	(D)	(D)	(D)	(D)	(D)	-	-	-
	Payroll, annual (\$1,000) .....	25 794	(D)	(D)	(D)	(D)	(D)	(D)	-	-	-
314	Textile product mills										
	Number of employees .....	2 078	115	230	(D)	318	456	(D)	(D)	-	-
	Payroll, annual (\$1,000) .....	50 898	2 858	4 945	(D)	8 730	14 508	(D)	(D)	-	-
315	Apparel manufacturing										
	Number of employees .....	1 421	122	138	221	335	216	389	-	-	-
	Payroll, annual (\$1,000) .....	34 059	3 853	2 589	4 824	8 398	7 372	7 023	-	-	-
316	Leather & allied product mfg										
	Number of employees .....	1 775	(D)	(D)	(D)	-	(D)	-	(D)	-	(D)
	Payroll, annual (\$1,000) .....	68 484	(D)	(D)	(D)	-	(D)	-	(D)	-	(D)
321	Wood product mfg										
	Number of employees .....	15 831	213	361	894	2 005	(D)	4 577	(D)	-	(D)
	Payroll, annual (\$1,000) .....	647 809	5 536	8 752	20 771	63 667	(D)	190 030	(D)	-	(D)
322	Paper mfg										
	Number of employees .....	13 363	(D)	86	(D)	(D)	1 249	4 402	1 015	(D)	(D)
	Payroll, annual (\$1,000) .....	592 019	(D)	3 037	(D)	(D)	47 880	185 837	46 958	(D)	(D)

See footnotes at end of table.

**Table 3. The State—Employees and Annual Payroll by Employment-Size Class: 2003—Con.**

[Excludes most government employees, railroad employees, and self-employed persons. Size class 1 to 4 includes establishments with payroll, but no employees, during mid-March pay period. (D) denotes figures withheld to avoid disclosing data for individual companies; the data are included in broader industry totals. For explanation of terms, abbreviations, and data reliability/comparability, see introductory text]

NAICS code	Major group	Employment-size class									
		Total	1 to 4	5 to 9	10 to 19	20 to 49	50 to 99	100 to 249	250 to 499	500 to 999	1,000 or more
<b>31-33</b>	<b>MANUFACTURING—Con.</b>										
323	Printing & related support activities										
	Number of employees	31 862	728	1 088	1 840	3 559	4 541	6 700	6 437	(D)	(D)
	Payroll, annual (\$1,000)	1 226 430	18 679	29 023	59 904	128 087	175 539	291 144	286 602	(D)	(D)
324	Petroleum & coal products mfg										
	Number of employees	1 731	(D)	46	57	(D)	(D)	(D)	(D)	(D)	—
	Payroll, annual (\$1,000)	123 924	(D)	2 469	10 230	(D)	(D)	(D)	(D)	(D)	—
325	Chemical mfg										
	Number of employees	10 309	139	263	454	1 974	(D)	2 347	1 528	(D)	(D)
	Payroll, annual (\$1,000)	577 950	7 286	10 530	18 445	88 597	(D)	115 548	82 160	(D)	(D)
326	Plastics & rubber products mfg										
	Number of employees	15 965	138	358	891	2 638	3 238	5 940	2 762	—	—
	Payroll, annual (\$1,000)	564 749	8 113	10 932	29 062	91 035	122 449	190 195	112 963	—	—
327	Nonmetallic mineral product mfg										
	Number of employees	8 530	158	370	808	1 549	(D)	1 256	1 860	(D)	(D)
	Payroll, annual (\$1,000)	393 196	14 479	18 246	34 491	76 337	(D)	55 725	84 340	(D)	(D)
331	Primary metal mfg										
	Number of employees	6 876	(D)	55	191	(D)	716	2 112	2 537	(D)	—
	Payroll, annual (\$1,000)	286 028	(D)	1 449	6 601	(D)	26 504	82 256	120 841	(D)	—
332	Fabricated metal product mfg										
	Number of employees	38 656	1 124	1 911	3 272	7 633	8 029	8 765	2 835	(D)	(D)
	Payroll, annual (\$1,000)	1 611 828	34 463	64 346	120 466	294 559	323 673	371 797	148 576	(D)	(D)
333	Machinery mfg										
	Number of employees	33 733	420	953	1 920	5 024	5 171	7 992	6 333	5 920	—
	Payroll, annual (\$1,000)	1 474 366	15 314	35 425	72 040	210 896	218 947	398 853	287 612	235 279	—
334	Computer & electronic product mfg										
	Number of employees	48 096	201	331	536	2 251	3 431	8 107	8 150	7 203	17 886
	Payroll, annual (\$1,000)	2 594 642	8 892	14 488	20 794	99 352	147 869	374 804	407 830	330 888	1 189 725
335	Electrical equip, appliance & component mfg										
	Number of employees	11 398	(D)	127	348	(D)	1 001	2 614	1 230	(D)	4 615
	Payroll, annual (\$1,000)	479 620	(D)	5 318	14 333	(D)	30 854	117 892	52 637	(D)	195 313
336	Transportation equipment mfg										
	Number of employees	16 903	119	214	522	949	832	2 123	4 761	(D)	(D)
	Payroll, annual (\$1,000)	678 082	4 030	7 274	16 459	31 640	31 305	77 104	155 416	(D)	(D)
337	Furniture & related product mfg										
	Number of employees	12 544	495	743	1 421	2 481	(D)	2 717	2 687	(D)	—
	Payroll, annual (\$1,000)	425 879	12 955	20 334	46 714	85 215	(D)	98 381	89 130	(D)	—
339	Miscellaneous mfg										
	Number of employees	19 557	(D)	850	1 248	2 708	(D)	4 816	3 868	(D)	(D)
	Payroll, annual (\$1,000)	954 748	(D)	29 172	44 478	105 536	(D)	219 226	207 280	(D)	(D)
<b>42</b>	<b>WHOLESALE TRADE</b>										
	Number of employees	131 455	7 829	10 674	17 223	27 377	20 082	19 944	12 892	(D)	(D)
	Payroll, annual (\$1,000)	6 903 472	364 846	457 285	770 760	1 292 489	947 886	1 036 223	649 311	(D)	(D)
423	Merchant Wholesalers, Durable Goods										
	Number of employees	79 002	4 015	6 186	10 875	17 572	12 777	11 126	5 473	3 937	7 041
	Payroll, annual (\$1,000)	4 517 662	179 510	261 521	477 800	866 083	656 201	587 069	331 333	262 174	895 971
424	Merchant Wholesalers, Nondurable Goods										
	Number of employees	45 524	2 204	3 385	4 974	8 832	6 747	(D)	(D)	(D)	(D)
	Payroll, annual (\$1,000)	2 019 190	97 102	127 830	194 501	371 427	268 462	(D)	(D)	(D)	(D)
425	Wholesale Electronic Markets and Agents and Brokers										
	Number of employees	6 929	1 610	1 103	1 374	973	558	(D)	(D)	(D)	—
	Payroll, annual (\$1,000)	366 620	88 234	67 934	98 459	54 979	23 223	(D)	(D)	(D)	—
<b>44-45</b>	<b>RETAIL TRADE</b>										
	Number of employees	309 317	15 794	38 239	51 090	57 085	43 004	67 624	24 219	(D)	(D)
	Payroll, annual (\$1,000)	6 657 030	374 408	691 937	959 994	1 228 822	955 589	1 430 883	468 379	(D)	(D)
441	Motor vehicle & parts dealers										
	Number of employees	36 659	1 858	3 987	6 366	8 050	8 262	(D)	(D)	—	—
	Payroll, annual (\$1,000)	1 266 282	64 209	102 594	173 765	280 686	309 316	(D)	(D)	—	—
442	Furniture & home furnishing stores										
	Number of employees	11 674	1 098	1 867	2 327	3 267	(D)	473	(D)	(D)	—
	Payroll, annual (\$1,000)	296 660	29 439	42 667	53 988	77 922	(D)	13 301	(D)	(D)	—
443	Electronics & appliance stores										
	Number of employees	12 997	(D)	(D)	(D)	(D)	1 794	(D)	—	—	(D)
	Payroll, annual (\$1,000)	579 831	(D)	(D)	(D)	(D)	49 464	(D)	—	—	(D)
444	Bldg material & garden equip & supp dealers										
	Number of employees	27 460	1 783	4 194	5 619	5 377	3 230	(D)	(D)	—	—
	Payroll, annual (\$1,000)	749 880	53 986	106 808	144 453	147 886	118 917	(D)	(D)	—	—
445	Food & beverage stores										
	Number of employees	54 353	1 790	4 273	5 221	8 206	(D)	(D)	(D)	—	—
	Payroll, annual (\$1,000)	863 221	30 427	55 982	67 230	135 241	(D)	(D)	(D)	—	—
446	Health & personal care stores										
	Number of employees	16 952	1 008	2 144	2 912	6 866	2 645	(D)	(D)	(D)	—
	Payroll, annual (\$1,000)	379 260	30 036	48 077	62 386	137 665	59 058	(D)	(D)	(D)	—

See footnotes at end of table.

**Table 3. The State—Employees and Annual Payroll by Employment-Size Class: 2003—Con.**

[Excludes most government employees, railroad employees, and self-employed persons. Size class 1 to 4 includes establishments with payroll, but no employees, during mid-March pay period. (D) denotes figures withheld to avoid disclosing data for individual companies; the data are included in broader industry totals. For explanation of terms, abbreviations, and data reliability/comparability, see introductory text]

NAICS code	Major group	Total	Employment-size class									
			1 to 4	5 to 9	10 to 19	20 to 49	50 to 99	100 to 249	250 to 499	500 to 999	1,000 or more	
<b>44-45</b>	<b>RETAIL TRADE—Con.</b>											
447	Gasoline stations											
	Number of employees .....	25 812	1 141	5 715	12 195	5 456	753	552	—	—	—	—
	Payroll, annual (\$1,000).....	389 182	20 911	84 681	188 717	74 436	13 280	7 157	—	—	—	—
448	Clothing & clothing accessories stores											
	Number of employees .....	24 305	1 629	5 474	5 650	4 709	5 222	(D)	—	(D)	—	—
	Payroll, annual (\$1,000).....	347 607	31 944	82 630	80 145	66 805	57 364	(D)	—	(D)	—	—
451	Sporting goods, hobby, book & music stores											
	Number of employees .....	15 680	(D)	(D)	(D)	(D)	2 856	(D)	—	(D)	(D)	(D)
	Payroll, annual (\$1,000).....	212 731	(D)	(D)	(D)	(D)	33 181	(D)	—	(D)	(D)	(D)
452	General merchandise stores											
	Number of employees .....	52 268	(D)	(D)	(D)	(D)	(D)	23 300	(D)	(D)	—	—
	Payroll, annual (\$1,000).....	874 675	(D)	(D)	(D)	(D)	(D)	381 662	(D)	(D)	—	—
453	Miscellaneous store retailers											
	Number of employees .....	17 024	2 225	4 268	3 919	5 023	1 220	369	—	—	—	—
	Payroll, annual (\$1,000).....	239 486	35 993	53 502	53 002	71 261	18 551	7 177	—	—	—	—
454	Nonstore retailers											
	Number of employees .....	14 133	1 224	1 599	1 823	2 587	1 594	2 275	1 151	1 880	—	—
	Payroll, annual (\$1,000).....	458 215	31 322	42 184	48 422	75 516	42 501	85 026	26 602	106 642	—	—
<b>48-49</b>	<b>TRANSPORTATION &amp; WAREHOUSING</b>											
	<b>Number of employees .....</b>	<b>77 246</b>	<b>3 948</b>	<b>3 974</b>	<b>6 454</b>	<b>12 079</b>	<b>8 852</b>	<b>11 025</b>	<b>7 458</b>	<b>1 970</b>	<b>21 486</b>	<b>—</b>
	<b>Payroll, annual (\$1,000).....</b>	<b>2 926 177</b>	<b>128 555</b>	<b>121 714</b>	<b>205 967</b>	<b>375 678</b>	<b>251 821</b>	<b>340 690</b>	<b>374 630</b>	<b>68 743</b>	<b>1 058 379</b>	<b>—</b>
481	Air transportation											
	Number of employees .....	20 763	50	90	108	(D)	(D)	(D)	(D)	(D)	(D)	(D)
	Payroll, annual (\$1,000).....	1 051 319	2 698	2 675	3 566	(D)	(D)	(D)	(D)	(D)	(D)	(D)
483	Water transportation											
	Number of employees .....	(E)	(D)	(D)	(D)	(D)	—	(D)	—	—	—	—
	Payroll, annual (\$1,000).....	(D)	(D)	(D)	(D)	(D)	—	(D)	—	—	—	—
484	Truck transportation											
	Number of employees .....	21 971	2 715	(D)	2 941	4 531	2 660	3 913	2 639	(D)	—	—
	Payroll, annual (\$1,000).....	783 609	81 068	(D)	94 989	159 864	83 073	162 093	121 495	(D)	—	—
485	Transit & ground passenger transportation											
	Number of employees .....	12 792	245	(D)	1 285	3 078	2 590	4 125	(D)	—	—	—
	Payroll, annual (\$1,000).....	207 742	4 258	(D)	15 940	42 442	43 534	74 691	(D)	—	—	—
486	Pipeline transportation											
	Number of employees .....	(F)	(D)	(D)	(D)	112	(D)	—	—	—	—	—
	Payroll, annual (\$1,000).....	(D)	(D)	(D)	(D)	9 419	(D)	—	—	—	—	—
487	Scenic & sightseeing transportation											
	Number of employees .....	(C)	(D)	(D)	(D)	(D)	(D)	—	—	—	—	—
	Payroll, annual (\$1,000).....	(D)	(D)	(D)	(D)	(D)	(D)	—	—	—	—	—
488	Transportation support activities											
	Number of employees .....	6 136	511	757	1 174	1 940	1 168	586	—	—	—	—
	Payroll, annual (\$1,000).....	243 424	23 744	25 998	48 583	81 669	44 813	18 617	—	—	—	—
492	Couriers & messengers											
	Number of employees .....	9 647	234	(D)	(D)	(D)	(D)	(D)	(D)	—	(D)	(D)
	Payroll, annual (\$1,000).....	281 425	6 880	(D)	(D)	(D)	(D)	(D)	(D)	—	(D)	(D)
493	Warehousing & storage											
	Number of employees .....	4 899	93	(D)	395	863	930	(D)	(D)	(D)	—	—
	Payroll, annual (\$1,000).....	292 673	3 201	(D)	18 710	27 701	32 450	(D)	(D)	(D)	—	—
<b>51</b>	<b>INFORMATION</b>											
	<b>Number of employees .....</b>	<b>69 793</b>	<b>2 057</b>	<b>2 971</b>	<b>5 741</b>	<b>10 026</b>	<b>10 233</b>	<b>11 332</b>	<b>7 843</b>	<b>6 377</b>	<b>13 213</b>	<b>—</b>
	<b>Payroll, annual (\$1,000).....</b>	<b>3 493 845</b>	<b>115 822</b>	<b>123 874</b>	<b>242 881</b>	<b>416 144</b>	<b>451 845</b>	<b>642 737</b>	<b>419 602</b>	<b>328 361</b>	<b>752 579</b>	<b>—</b>
511	Publishing industries											
	Number of employees .....	26 642	557	(D)	1 937	3 123	3 628	(D)	(D)	(D)	(D)	(D)
	Payroll, annual (\$1,000).....	1 573 817	31 395	(D)	93 660	149 686	158 623	(D)	(D)	(D)	(D)	(D)
512	Motion picture & sound recording industries											
	Number of employees .....	4 484	(D)	304	739	1 479	(D)	(D)	—	—	—	—
	Payroll, annual (\$1,000).....	81 729	(D)	12 729	13 595	23 136	(D)	(D)	—	—	—	—
515	Broadcasting (except Internet)											
	Number of employees .....	5 251	(D)	(D)	843	1 501	913	929	765	—	—	—
	Payroll, annual (\$1,000).....	212 830	(D)	(D)	21 420	45 779	36 026	57 985	40 397	—	—	—
516	Internet Publishing and Broadcasting											
	Number of employees .....	473	(D)	(D)	70	107	(D)	(D)	—	—	—	—
	Payroll, annual (\$1,000).....	23 461	(D)	(D)	3 174	2 973	(D)	(D)	—	—	—	—
517	Telecommunications											
	Number of employees .....	19 592	735	1 091	1 537	2 171	2 936	(D)	(D)	(D)	(D)	(D)
	Payroll, annual (\$1,000).....	953 955	46 286	53 746	79 521	108 135	157 526	(D)	(D)	(D)	(D)	(D)
518	Internet Service Providers, Web Search Portals, and Data Processing Serv											
	Number of employees .....	12 819	(D)	(D)	577	1 379	(D)	(D)	2 689	(D)	(D)	(D)
	Payroll, annual (\$1,000).....	630 773	(D)	(D)	30 275	75 701	(D)	(D)	154 653	(D)	(D)	(D)
519	Other Information Services											
	Number of employees .....	532	(D)	(D)	38	266	—	(D)	—	—	—	—
	Payroll, annual (\$1,000).....	17 280	(D)	(D)	1 236	10 734	—	(D)	—	—	—	—

See footnotes at end of table.

**Table 3. The State—Employees and Annual Payroll by Employment-Size Class: 2003—Con.**

[Excludes most government employees, railroad employees, and self-employed persons. Size class 1 to 4 includes establishments with payroll, but no employees, during mid-March pay period. (D) denotes figures withheld to avoid disclosing data for individual companies; the data are included in broader industry totals. For explanation of terms, abbreviations, and data reliability/comparability, see introductory text]

NAICS code	Major group	Employment-size class									
		Total	1 to 4	5 to 9	10 to 19	20 to 49	50 to 99	100 to 249	250 to 499	500 to 999	1,000 or more
<b>52</b>	<b>FINANCE &amp; INSURANCE</b>										
	Number of employees .....	149 834	9 892	9 884	14 451	20 078	14 200	15 569	15 696	15 542	34 522
	Payroll, annual (\$1,000).....	8 987 744	535 280	447 366	750 467	1 094 851	803 427	824 949	894 488	1 393 748	2 243 168
521	Monetary authorities - central bank										
	Number of employees .....	(G)	—	—	—	—	—	—	—	—	(D)
	Payroll, annual (\$1,000).....	(D)	—	—	—	—	—	—	—	—	(D)
522	Credit intermediation & related activities										
	Number of employees .....	65 883	2 482	5 584	10 141	13 843	7 482	6 490	7 260	4 892	7 709
	Payroll, annual (\$1,000).....	3 275 836	222 061	229 677	432 869	617 610	351 323	312 851	353 040	335 517	420 888
523	Security, commodity contracts & like activity										
	Number of employees .....	19 211	(D)	(D)	(D)	(D)	2 325	(D)	1 423	2 939	(D)
	Payroll, annual (\$1,000).....	1 792 227	(D)	(D)	(D)	(D)	202 591	(D)	138 746	374 528	(D)
524	Insurance carriers & related activities										
	Number of employees .....	63 185	5 485	(D)	(D)	3 868	4 393	6 353	7 013	7 711	22 055
	Payroll, annual (\$1,000).....	3 849 659	187 686	(D)	(D)	227 173	249 513	323 579	402 702	683 703	1 477 288
525	Funds, trusts, & other financial vehicles (part)										
	Number of employees .....	(E)	(D)	(D)	(D)	(D)	—	(D)	—	—	—
	Payroll, annual (\$1,000).....	(D)	(D)	(D)	(D)	(D)	—	(D)	—	—	—
<b>53</b>	<b>REAL ESTATE &amp; RENTAL &amp; LEASING</b>										
	Number of employees .....	39 440	6 570	5 989	6 593	5 305	4 145	5 456	2 683	2 699	—
	Payroll, annual (\$1,000).....	1 237 697	226 831	168 349	157 822	160 406	151 934	178 330	73 727	120 298	—
531	Real estate										
	Number of employees .....	26 602	5 757	(D)	3 668	3 355	(D)	(D)	(D)	—	—
	Payroll, annual (\$1,000).....	771 543	195 386	(D)	103 271	100 148	(D)	(D)	(D)	—	—
532	Rental & leasing services										
	Number of employees .....	11 511	780	(D)	2 819	1 802	(D)	(D)	(D)	2 699	—
	Payroll, annual (\$1,000).....	354 875	25 462	(D)	49 705	51 211	(D)	(D)	(D)	120 298	—
533	Lessors of other nonfinancial intangible asset										
	Number of employees .....	1 327	33	(D)	106	148	(D)	835	—	—	—
	Payroll, annual (\$1,000).....	111 279	5 983	(D)	4 846	9 047	(D)	68 379	—	—	—
<b>54</b>	<b>PROFESSIONAL, SCIENTIFIC &amp; TECHNICAL SERVICES</b>										
	Number of employees .....	124 672	15 191	14 218	17 486	20 806	14 784	15 902	13 642	(D)	(D)
	Payroll, annual (\$1,000).....	6 575 527	664 039	583 493	806 741	1 071 178	879 620	943 214	836 557	(D)	(D)
541	Professional, scientific & technical services										
	Number of employees .....	124 672	15 191	14 218	17 486	20 806	14 784	15 902	13 642	(D)	(D)
	Payroll, annual (\$1,000).....	6 575 527	664 039	583 493	806 741	1 071 178	879 620	943 214	836 557	(D)	(D)
<b>55</b>	<b>MANAGEMENT OF COMPANIES &amp; ENTERPRISES</b>										
	Number of employees .....	89 980	586	1 133	2 044	5 487	7 592	10 062	13 283	11 185	38 608
	Payroll, annual (\$1,000).....	6 419 280	63 629	92 762	180 710	344 981	550 980	681 054	873 540	863 602	2 768 022
551	Management of companies & enterprises										
	Number of employees .....	89 980	586	1 133	2 044	5 487	7 592	10 062	13 283	11 185	38 608
	Payroll, annual (\$1,000).....	6 419 280	63 629	92 762	180 710	344 981	550 980	681 054	873 540	863 602	2 768 022
<b>56</b>	<b>ADMIN, SUPPORT, WASTE MGT, REMEDIATION SERVICES</b>										
	Number of employees .....	133 653	5 450	6 131	8 737	16 040	19 075	25 593	19 966	9 263	23 398
	Payroll, annual (\$1,000).....	3 666 989	247 355	168 726	249 184	479 704	516 714	649 794	494 070	224 214	637 228
561	Administrative & support services										
	Number of employees .....	127 576	5 003	5 504	7 712	14 604	17 767	24 359	19 966	9 263	23 398
	Payroll, annual (\$1,000).....	3 424 320	233 430	147 136	214 364	423 187	459 264	591 427	494 070	224 214	637 228
562	Waste management & remediation services										
	Number of employees .....	6 077	447	627	1 025	1 436	1 308	1 234	—	—	—
	Payroll, annual (\$1,000).....	242 669	13 925	21 590	34 820	56 517	57 450	58 367	—	—	—
<b>61</b>	<b>EDUCATIONAL SERVICES</b>										
	Number of employees .....	55 111	1 116	1 352	2 820	7 306	6 279	6 959	5 441	2 374	21 464
	Payroll, annual (\$1,000).....	1 169 334	35 848	23 126	58 043	141 618	143 908	202 423	139 247	54 664	370 457
611	Educational services										
	Number of employees .....	55 111	1 116	1 352	2 820	7 306	6 279	6 959	5 441	2 374	21 464
	Payroll, annual (\$1,000).....	1 169 334	35 848	23 126	58 043	141 618	143 908	202 423	139 247	54 664	370 457

See footnotes at end of table.

**Table 3. The State—Employees and Annual Payroll by Employment-Size Class: 2003—Con.**

[Excludes most government employees, railroad employees, and self-employed persons. Size class 1 to 4 includes establishments with payroll, but no employees, during mid-March pay period. (D) denotes figures withheld to avoid disclosing data for individual companies; the data are included in broader industry totals. For explanation of terms, abbreviations, and data reliability/comparability, see introductory text]

NAICS code	Major group	Total	Employment-size class									
			1 to 4	5 to 9	10 to 19	20 to 49	50 to 99	100 to 249	250 to 499	500 to 999	1,000 or more	
<b>62</b>	<b>HEALTH CARE AND SOCIAL ASSISTANCE</b>											
	Number of employees .....	361 740	9 196	20 818	29 657	39 490	37 742	70 989	36 958	29 179	87 711	
	Payroll, annual (\$1,000) .....	11 934 900	347 679	669 009	922 094	1 272 912	1 076 618	1 748 070	1 076 797	962 395	3 859 326	
621	Ambulatory health care services											
	Number of employees .....	118 586	5 933	11 518	13 723	16 631	14 335	19 611	8 749	(D)	(D)	
	Payroll, annual (\$1,000) .....	5 472 420	279 234	491 576	644 239	863 530	652 603	705 350	401 138	(D)	(D)	
622	Hospitals											
	Number of employees .....	100 114	(D)	(D)	—	(D)	(D)	(D)	12 037	16 636	63 090	
	Payroll, annual (\$1,000) .....	3 848 247	(D)	(D)	—	(D)	(D)	(D)	370 231	628 433	2 622 930	
623	Nursing & residential care facilities											
	Number of employees .....	85 487	(D)	5 833	8 335	8 976	12 761	33 111	10 581	(D)	—	
	Payroll, annual (\$1,000) .....	1 661 921	(D)	108 592	138 643	153 059	253 537	675 277	219 272	(D)	—	
624	Social assistance											
	Number of employees .....	57 553	(D)	(D)	7 599	(D)	(D)	(D)	5 591	(D)	(D)	
	Payroll, annual (\$1,000) .....	952 312	(D)	(D)	139 212	(D)	(D)	(D)	86 156	(D)	(D)	
<b>71</b>	<b>ARTS, ENTERTAINMENT &amp; RECREATION</b>											
	Number of employees .....	39 032	2 049	2 931	3 895	7 077	4 269	(D)	6 369	(D)	(D)	
	Payroll, annual (\$1,000) .....	929 547	64 820	49 414	59 526	103 061	81 454	(D)	235 452	(D)	(D)	
711	Performing arts, spectator sports & related industries											
	Number of employees .....	7 215	712	(D)	471	870	(D)	1 651	2 612	—	—	
	Payroll, annual (\$1,000) .....	411 502	22 413	(D)	13 268	20 761	(D)	183 464	157 469	—	—	
712	Museums, historical sites & like institutions											
	Number of employees .....	2 425	183	(D)	190	111	(D)	(D)	(D)	(D)	—	
	Payroll, annual (\$1,000) .....	59 748	2 674	(D)	3 381	3 429	(D)	(D)	(D)	(D)	—	
713	Amusement, gambling & recreation industries											
	Number of employees .....	29 392	1 154	2 192	3 234	6 096	3 757	(D)	(D)	(D)	(D)	
	Payroll, annual (\$1,000) .....	458 297	39 733	34 323	42 877	78 871	75 899	(D)	(D)	(D)	(D)	
<b>72</b>	<b>ACCOMMODATION &amp; FOOD SERVICES</b>											
	Number of employees .....	202 768	4 770	10 969	32 047	68 453	49 238	20 473	4 995	2 491	9 332	
	Payroll, annual (\$1,000) .....	2 512 398	124 268	114 589	324 224	698 528	609 494	285 233	78 984	53 625	223 453	
721	Accommodation											
	Number of employees .....	35 896	872	(D)	3 724	(D)	3 966	6 322	3 750	(D)	9 332	
	Payroll, annual (\$1,000) .....	643 597	23 431	(D)	47 432	(D)	60 569	107 434	64 901	(D)	223 453	
722	Food services & drinking places											
	Number of employees .....	166 872	3 898	(D)	28 323	(D)	45 272	14 151	1 245	(D)	—	
	Payroll, annual (\$1,000) .....	1 868 801	100 837	(D)	276 792	(D)	548 925	177 799	14 083	(D)	—	
<b>81</b>	<b>OTHER SERVICES (EXCEPT PUBLIC ADMINISTRATION)</b>											
	Number of employees .....	119 510	16 197	22 664	26 053	26 397	11 686	(D)	3 560	(D)	(D)	
	Payroll, annual (\$1,000) .....	2 363 793	315 889	417 825	467 986	505 457	254 835	(D)	86 566	(D)	(D)	
811	Repair & maintenance											
	Number of employees .....	26 476	5 358	6 351	5 781	4 638	1 250	(D)	(D)	(D)	—	
	Payroll, annual (\$1,000) .....	804 560	134 798	179 071	160 608	146 987	41 132	(D)	(D)	(D)	—	
812	Personal & laundry services											
	Number of employees .....	28 965	3 446	5 527	7 008	6 038	2 725	(D)	(D)	—	(D)	
	Payroll, annual (\$1,000) .....	507 581	64 789	80 057	106 955	101 338	63 649	(D)	(D)	—	(D)	
813	Religious, grantmaking, civic, prof & like organizations											
	Number of employees .....	64 069	7 393	10 786	13 264	15 721	7 711	(D)	(D)	—	—	
	Payroll, annual (\$1,000) .....	1 051 652	116 302	158 697	200 423	257 132	150 054	(D)	(D)	—	—	
<b>99</b>	<b>UNCLASSIFIED ESTABLISHMENTS</b>											
	Number of employees .....	481	285	(D)	(D)	—	—	—	—	—	—	
	Payroll, annual (\$1,000) .....	10 606	9 333	(D)	(D)	—	—	—	—	—	—	

Note: Employment-size classes are indicated as follows: A—0 to 19; B—20 to 99; C—100 to 249; E—250 to 499; F—500 to 999; G—1,000 to 2,499; H—2,500 to 4,999; I—5,000 to 9,999; J—10,000 to 24,999; K—25,000 to 49,999; L—50,000 to 99,999; M—100,000 or more.

**Table 4. The State—Establishments With 1,000 Employees or More by Major Group and Employment-Size Class: 2003**

[Excludes most government employees, railroad employees, and self-employed persons. For explanation of terms, abbreviations, and data reliability/comparability, see introductory text]

NAICS code	Major group	Total number of establishments	Number of establishments by employment-size class			
			1,000 to 1,499	1,500 to 2,499	2,500 to 4,999	5,000 or more
	<b>Total</b> .....	<b>148</b>	<b>58</b>	<b>61</b>	<b>22</b>	<b>7</b>
<b>21</b>	<b>Mining</b> .....	<b>1</b>	—	<b>1</b>	—	—
212	Mining (except oil & gas) .....	1	—	1	—	—
<b>22</b>	<b>Utilities</b> .....	<b>1</b>	<b>1</b>	—	—	—
221	Utilities .....	1	1	—	—	—
<b>23</b>	<b>Construction</b> .....	<b>3</b>	<b>2</b>	<b>1</b>	—	—
236	Construction of Buildings .....	2	1	1	—	—
237	Heavy and Civil Engineering Construction .....	1	1	—	—	—
<b>31-33</b>	<b>Manufacturing</b> .....	<b>31</b>	<b>12</b>	<b>17</b>	<b>2</b>	—
311	Food mfg .....	6	2	4	—	—
316	Leather & allied product mfg .....	1	1	—	—	—
321	Wood product mfg .....	2	—	1	1	—
322	Paper mfg .....	1	—	1	—	—
323	Printing & related support activities .....	2	1	1	—	—
325	Chemical mfg .....	1	—	1	—	—
327	Nonmetallic mineral product mfg .....	1	1	—	—	—
332	Fabricated metal product mfg .....	2	2	—	—	—
334	Computer & electronic product mfg .....	9	3	5	1	—
335	Electrical equip, appliance & component mfg .....	3	3	1	—	—
336	Transportation equipment mfg .....	2	—	2	—	—
339	Miscellaneous mfg .....	1	—	1	—	—
<b>42</b>	<b>Wholesale trade</b> .....	<b>5</b>	<b>4</b>	—	<b>1</b>	—
423	Merchant Wholesalers, Durable Goods .....	4	3	—	1	—
424	Merchant Wholesalers, Nondurable Goods .....	1	1	—	—	—
<b>44-45</b>	<b>Retail trade</b> .....	<b>2</b>	<b>1</b>	—	<b>1</b>	—
443	Electronics & appliance stores .....	1	—	—	1	—
451	Sporting goods, hobby, book & music stores .....	1	1	—	—	—
<b>48-49</b>	<b>Transportation &amp; warehousing</b> .....	<b>4</b>	<b>1</b>	<b>2</b>	—	<b>1</b>
481	Air transportation .....	2	1	—	—	1
492	Couriers & messengers .....	2	—	2	—	—
<b>51</b>	<b>Information</b> .....	<b>6</b>	<b>2</b>	<b>2</b>	<b>2</b>	—
511	Publishing industries .....	3	—	1	2	—
517	Telecommunications .....	1	1	—	—	—
518	Internet Service Providers, Web Search Portals, and Data Processing Serv .....	2	1	1	—	—
<b>52</b>	<b>Finance &amp; insurance</b> .....	<b>22</b>	<b>13</b>	<b>8</b>	<b>1</b>	—
521	Monetary authorities - central bank .....	1	1	—	—	—
522	Credit intermediation & related activities .....	6	4	2	—	—
523	Security, commodity contracts & like activity .....	3	3	—	—	—
524	Insurance carriers & related activities .....	12	5	6	1	—
<b>54</b>	<b>Professional, scientific &amp; technical services</b> .....	<b>1</b>	—	<b>1</b>	—	—
541	Professional, scientific & technical services .....	1	—	1	—	—
<b>55</b>	<b>Management of companies &amp; enterprises</b> .....	<b>14</b>	<b>5</b>	<b>6</b>	<b>1</b>	<b>2</b>
551	Management of companies & enterprises .....	14	5	6	1	2
<b>56</b>	<b>Admin, support, waste mgt, remediation services</b> .....	<b>11</b>	<b>3</b>	<b>5</b>	<b>2</b>	<b>1</b>
561	Administrative & support services .....	11	3	5	2	1
<b>61</b>	<b>Educational services</b> .....	<b>12</b>	<b>4</b>	<b>7</b>	<b>1</b>	—
611	Educational services .....	12	4	7	1	—
<b>62</b>	<b>Health care and social assistance</b> .....	<b>29</b>	<b>7</b>	<b>9</b>	<b>10</b>	<b>3</b>
621	Ambulatory health care services .....	3	1	1	—	1
622	Hospitals .....	24	4	8	10	2
624	Social assistance .....	2	2	—	—	—
<b>71</b>	<b>Arts, entertainment &amp; recreation</b> .....	<b>1</b>	<b>1</b>	—	—	—
713	Amusement, gambling & recreation industries .....	1	1	—	—	—
<b>72</b>	<b>Accommodation &amp; food services</b> .....	<b>4</b>	<b>1</b>	<b>2</b>	<b>1</b>	—
721	Accommodation .....	4	1	2	1	—
<b>81</b>	<b>Other services (except public administration)</b> .....	<b>1</b>	<b>1</b>	—	—	—
812	Personal & laundry services .....	1	1	—	—	—



**Table 5. The State—Employees, Payroll, and Establishments by County: 2003 and 2002**

[Excludes most government employees, railroad employees, and self-employed persons. (D) denotes figures withheld to avoid disclosing data for individual companies; the data are included in broader industry totals. For explanation of terms, abbreviations, and data reliability/comparability, see introductory text]

County	2003				2002			
	Number of establishments	Number of employees for week including March 12	Payroll (\$1,000)		Number of establishments	Number of employees for week including March 12	Payroll (\$1,000)	
			First quarter	Annual			First quarter	Annual
<b>Total</b> .....	<b>145 861</b>	<b>2 382 177</b>	<b>21 367 691</b>	<b>87 297 655</b>	<b>143 953</b>	<b>2 359 593</b>	<b>20 736 541</b>	<b>84 527 829</b>
Aitkin .....	417	3 186	16 536	74 150	419	3 078	15 029	69 206
Anoka .....	7 305	104 662	1 009 222	4 122 920	7 088	102 652	956 215	3 919 157
Becker .....	914	12 706	68 653	297 135	887	15 256	86 155	365 888
Beltrami .....	1 139	13 644	78 138	335 839	1 142	13 899	75 948	326 715
Benton .....	913	13 581	88 452	391 569	895	13 267	82 446	373 606
Big Stone .....	206	1 475	6 313	27 730	204	1 532	5 998	27 229
Blue Earth .....	1 903	32 463	193 726	819 200	1 892	30 892	182 375	776 128
Brown .....	788	12 903	76 177	322 858	804	12 665	73 372	308 736
Carlton .....	774	8 719	61 358	257 197	750	7 908	53 396	260 446
Carver .....	2 055	29 423	246 184	1 047 540	1 971	29 663	247 784	1 061 156
Cass .....	910	6 787	31 994	153 226	903	6 465	28 765	139 423
Chippewa .....	450	4 586	25 037	107 588	467	4 811	24 971	108 347
Chisago .....	1 180	11 945	69 821	324 021	1 153	11 062	65 594	296 880
Clay .....	1 196	14 515	70 855	315 181	1 161	14 238	67 807	288 022
Clearwater .....	214	1 949	12 411	71 103	208	1 880	11 448	58 412
Cook .....	267	2 011	10 054	45 568	259	1 926	9 582	44 040
Cottonwood .....	357	6 545	40 517	164 608	366	3 863	22 401	91 448
Crow Wing .....	2 020	23 237	138 680	621 750	1 986	22 175	126 218	570 292
Dakota .....	9 450	152 907	1 366 091	5 634 146	9 299	146 344	1 256 854	5 259 527
Dodge .....	460	3 892	24 671	114 689	454	3 806	23 882	108 873
Douglas .....	1 342	15 186	94 023	408 101	1 313	14 214	83 520	358 523
Faribault .....	509	4 902	25 342	109 772	513	5 025	26 568	112 014
Fillmore .....	658	5 412	27 611	119 383	668	5 029	25 265	110 206
Freeborn .....	893	11 431	70 416	294 356	909	11 439	67 586	281 724
Goodhue .....	1 395	19 885	140 431	562 492	1 361	19 218	125 715	520 385
Grant .....	238	1 616	7 981	35 279	243	1 517	7 822	34 199
Hennepin .....	39 471	813 755	9 175 420	36 848 565	39 020	823 307	9 147 878	36 038 362
Houston .....	454	4 454	21 160	95 319	453	4 120	19 627	87 731
Hubbard .....	560	4 565	23 393	110 415	545	4 586	22 097	104 503
Isanti .....	796	8 448	52 472	218 895	774	8 005	47 345	206 414
Itasca .....	1 213	13 497	83 848	347 256	1 189	13 035	81 625	346 846
Jackson .....	294	4 751	40 102	99 997	306	4 776	27 570	87 128
Kanabec .....	324	3 249	18 554	80 590	334	3 419	18 883	82 872
Kandiyohi .....	1 354	18 865	112 313	479 073	1 351	18 164	106 324	450 107
Kittson .....	160	1 019	4 924	21 615	163	1 087	5 189	21 543
Koochiching .....	442	4 834	29 323	134 493	455	4 785	31 277	126 821
Lac qui Parle .....	228	1 882	9 497	42 755	225	1 851	9 337	44 979
Lake .....	303	3 348	19 756	89 611	302	3 440	21 038	93 927
Lake of the Woods .....	153	2 700	48 033	165 721	155	2 637	44 682	156 847
Le Sueur .....	621	6 595	39 578	177 603	602	6 272	38 296	170 719
Lincoln .....	191	1 294	5 431	24 054	186	1 289	5 317	23 439
Lyon .....	857	11 081	71 259	309 585	822	11 431	70 267	312 961
McLeod .....	987	16 223	121 799	522 051	998	16 410	118 024	502 508
Mahnomen .....	107	1 949	8 860	38 728	115	812	3 605	16 334
Marshall .....	285	1 769	8 993	46 280	277	1 746	8 564	43 626
Martin .....	682	8 078	50 101	214 045	678	8 014	46 946	203 372
Meeker .....	614	6 018	36 797	159 858	618	6 187	35 733	160 165
Mille Lacs .....	734	9 926	55 401	252 736	717	9 496	52 554	232 416
Morrison .....	857	8 561	43 751	197 079	848	8 412	42 424	190 775
Mower .....	992	14 914	92 904	456 750	990	14 498	87 704	445 539
Murray .....	318	2 038	9 451	43 890	318	2 071	9 084	42 174
Nicollet .....	612	11 938	76 926	311 939	617	11 804	72 667	314 687
Nobles .....	664	8 750	45 875	192 044	664	8 543	44 878	190 241
Norman .....	213	1 493	7 739	32 934	206	1 505	7 375	32 594
Olmsted .....	3 293	80 975	736 988	3 042 580	3 261	78 872	704 002	2 870 006
Otter Tail .....	1 641	17 449	95 614	412 840	1 633	17 083	92 732	408 433
Pennington .....	417	7 310	42 509	193 897	415	6 711	35 027	184 839
Pine .....	611	6 802	33 050	144 163	614	6 511	30 171	131 970
Pipestone .....	337	3 622	16 978	74 002	336	3 356	15 511	67 018
Polk .....	810	9 519	50 742	217 773	815	9 062	46 405	202 507
Pope .....	355	4 103	27 073	113 324	357	3 909	25 806	108 152
Ramsey .....	13 928	301 449	2 994 647	11 918 033	13 940	299 412	2 910 642	11 710 887
Red Lake .....	109	835	3 927	18 330	114	898	3 848	18 297
Redwood .....	572	4 742	25 617	113 020	576	5 099	26 442	115 385
Renville .....	556	5 517	30 071	133 031	556	5 494	30 279	131 691
Rice .....	1 496	23 804	147 383	601 929	1 451	24 190	148 054	601 121
Rock .....	273	2 771	13 849	55 459	254	2 916	15 036	61 093
Roseau .....	414	7 721	54 274	215 072	402	7 672	52 966	196 065
St. Louis .....	5 516	79 999	555 201	2 233 275	5 539	78 399	526 728	2 173 969
Scott .....	2 771	33 737	247 186	1 106 041	2 632	32 709	241 674	1 082 129
Sherburne .....	1 663	16 606	109 193	479 218	1 585	15 410	103 681	449 213
Sibley .....	399	3 050	16 119	71 132	389	3 091	16 262	68 260
Stearns .....	4 211	71 457	483 405	2 051 203	4 121	72 785	470 769	2 005 032
Steele .....	1 039	19 547	148 125	609 395	1 019	18 997	151 165	612 558
Stevens .....	350	3 804	20 084	92 810	357	3 675	18 701	87 365
Swift .....	321	2 811	14 562	64 029	316	3 026	14 947	63 272
Todd .....	520	4 748	24 923	109 467	499	4 673	25 022	106 025
Traverse .....	136	847	3 785	16 215	134	843	3 495	15 826
Wabasha .....	611	6 295	36 168	154 341	603	7 402	44 029	186 242
Wadena .....	456	5 522	28 283	120 980	463	5 432	28 356	116 528
Waseca .....	506	6 662	41 879	172 339	502	6 358	37 926	163 601
Washington .....	5 110	65 083	582 072	2 230 034	4 959	63 330	523 989	2 167 369
Watsonwan .....	338	3 662	19 538	81 321	344	3 571	18 710	78 070
Wilkin .....	173	1 723	8 562	38 441	174	1 679	8 485	36 840
Winona .....	1 279	21 417	132 613	552 740	1 278	21 386	129 579	549 908
Wright .....	2 805	27 809	175 083	791 747	2 688	27 477	171 400	761 185
Yellow Medicine .....	362	3 983	24 205	112 122	355	3 926	22 973	103 214
<b>Statewide</b> .....	<b>44</b>	<b>11 254</b>	<b>109 629</b>	<b>466 070</b>	<b>29</b>	<b>8 713</b>	<b>64 523</b>	<b>293 547</b>

Note: Employment-size classes are indicated as follows: A—0 to 19; B—20 to 99; C—100 to 249; E—250 to 499; F—500 to 999; G—1,000 to 2,499; H—2,500 to 4,999; I—5,000 to 9,999; J—10,000 to 24,999; K—25,000 to 49,999; L—50,000 to 99,999; M—100,000 or more.

**Table 6. Counties—Employees, Payroll, and Establishments by Industry: 2003**

[Excludes most government employees, railroad employees, and self-employed persons. Size class 1 to 4 includes establishments with payroll, but no employees, during mid-March pay period. (D) denotes figures withheld to avoid disclosing data for individual companies; the data are included in broader industry totals. Detailed industries with 100 or more employees are shown if industry was not a (D). For explanation of terms, abbreviations, and data reliability/comparability, see introductory text]

NAICS code	Industry	Number of employees for week including March 12	Payroll (\$1,000)		Total number of establishments	Number of establishments by employment-size class								
			First quarter	Annual		1 to 4	5 to 9	10 to 19	20 to 49	50 to 99	100 to 249	250 to 499	500 to 999	1,000 or more
<b>AITKIN</b>														
	<b>Total</b> .....	<b>3 166</b>	<b>16 536</b>	<b>74 150</b>	<b>417</b>	<b>266</b>	<b>70</b>	<b>51</b>	<b>20</b>	<b>8</b>	<b>1</b>	<b>1</b>	-	-
11	Forestry, fishing, hunting, and agriculture support .....	13	86	262	8	7	1	-	-	-	-	-	-	-
21	Mining .....	(A)	(D)	(D)	1	1	-	-	-	-	-	-	-	-
22	Utilities .....	(B)	(D)	(D)	1	-	-	-	-	1	-	-	-	-
23	Construction .....	227	1 348	8 650	92	81	5	6	-	-	-	-	-	-
238	Specialty Trade Contractors .....	176	1 107	6 554	64	54	5	5	-	-	-	-	-	-
31-33	Manufacturing .....	486	2 949	11 876	31	12	6	6	4	3	-	-	-	-
321	Wood product mfg .....	134	540	2 469	7	3	1	1	1	1	-	-	-	-
3219	Other wood product mfg .....	(C)	(D)	(D)	3	1	-	-	1	1	-	-	-	-
32192	Wood container & pallet mfg .....	(C)	(D)	(D)	2	-	-	-	1	1	-	-	-	-
336	Transportation equipment mfg .....	(C)	(D)	(D)	3	1	-	-	1	1	-	-	-	-
42	Wholesale trade .....	133	960	4 560	12	7	2	1	1	1	-	-	-	-
44-45	Retail trade .....	655	2 329	10 567	62	25	19	11	4	3	-	-	-	-
445	Food & beverage stores .....	170	504	2 357	11	5	2	1	2	1	-	-	-	-
4451	Grocery stores .....	(C)	(D)	(D)	8	3	1	1	2	1	-	-	-	-
44511	Grocery (except convenience) stores .....	151	462	2 163	6	1	1	1	2	1	-	-	-	-
445110	Grocery (except convenience) stores .....	151	462	2 163	6	1	1	1	2	1	-	-	-	-
447	Gasoline stations .....	194	475	2 134	13	-	7	4	1	1	-	-	-	-
4471	Gasoline stations .....	194	475	2 134	13	-	7	4	1	1	-	-	-	-
44711	Gasoline stations with convenience stores .....	(C)	(D)	(D)	11	-	6	4	1	-	-	-	-	-
48-49	Transportation & warehousing .....	33	227	993	9	6	3	-	-	-	-	-	-	-
51	Information .....	60	458	1 836	7	4	-	2	1	-	-	-	-	-
52	Finance & insurance .....	95	694	2 938	18	14	2	1	1	-	-	-	-	-
53	Real estate & rental & leasing .....	17	43	214	9	9	-	-	-	-	-	-	-	-
54	Professional, scientific & technical services .....	(B)	(D)	(D)	17	15	1	1	-	-	-	-	-	-
55	Management of companies & enterprises .....	(A)	(D)	(D)	1	-	-	1	-	-	-	-	-	-
56	Admin, support, waste mgt, remediation services .....	85	421	2 227	17	12	2	2	1	-	-	-	-	-
62	Health care and social assistance .....	591	4 448	17 982	19	8	5	2	2	-	1	1	-	-
622	Hospitals .....	(E)	(D)	(D)	1	-	-	-	-	-	-	1	-	-
6221	General medical & surgical hospitals .....	(E)	(D)	(D)	1	-	-	-	-	-	-	1	-	-
62211	General medical & surgical hospitals .....	(E)	(D)	(D)	1	-	-	-	-	-	-	1	-	-
623	Nursing & residential care facilities .....	(C)	(D)	(D)	3	1	-	-	1	-	1	-	-	-
6231	Nursing care facilities .....	(C)	(D)	(D)	1	-	-	-	-	-	1	-	-	-
62311	Nursing care facilities .....	(C)	(D)	(D)	1	-	-	-	-	-	1	-	-	-
71	Arts, entertainment & recreation .....	54	106	804	13	10	-	3	-	-	-	-	-	-
72	Accommodation & food services .....	413	987	4 413	51	23	12	10	6	-	-	-	-	-
722	Food services & drinking places .....	327	773	3 214	36	15	9	6	6	-	-	-	-	-
7221	Full-service restaurants .....	165	429	1 799	17	5	5	4	3	-	-	-	-	-
72211	Full-service restaurants .....	165	429	1 799	17	5	5	4	3	-	-	-	-	-
722110	Full-service restaurants .....	165	429	1 799	17	5	5	4	3	-	-	-	-	-
81	Other services (except public administration) .....	183	519	2 424	47	30	12	5	-	-	-	-	-	-
813	Religious, grantmaking, civic, prof & like organizations .....	145	329	1 609	32	18	9	5	-	-	-	-	-	-
99	Unclassified establishments .....	(A)	(D)	(D)	2	2	-	-	-	-	-	-	-	-
<b>ANOKA</b>														
	<b>Total</b> .....	<b>104 662</b>	<b>1 009 222</b>	<b>4 122 920</b>	<b>7 305</b>	<b>4 038</b>	<b>1 283</b>	<b>950</b>	<b>680</b>	<b>204</b>	<b>115</b>	<b>22</b>	<b>6</b>	<b>7</b>
11	Forestry, fishing, hunting, and agriculture support .....	(B)	(D)	(D)	3	1	1	1	-	-	-	-	-	-
21	Mining .....	(A)	(D)	(D)	2	2	-	-	-	-	-	-	-	-
22	Utilities .....	(E)	(D)	(D)	3	1	-	-	-	1	1	-	-	-
221	Utilities .....	(E)	(D)	(D)	3	1	-	-	-	1	1	-	-	-
2211	Elec pwr generation, transmsn & distribution .....	(C)	(D)	(D)	1	-	-	-	-	-	1	-	-	-
22112	Electric pwr transmsn, control & distribution .....	(C)	(D)	(D)	1	-	-	-	-	-	1	-	-	-

See footnotes at end of table.

**Table 6. Counties—Employees, Payroll, and Establishments by Industry: 2003—Con.**

[Excludes most government employees, railroad employees, and self-employed persons. Size class 1 to 4 includes establishments with payroll, but no employees, during mid-March pay period. (D) denotes figures withheld to avoid disclosing data for individual companies; the data are included in broader industry totals. Detailed industries with 100 or more employees are shown if industry was not a (D). For explanation of terms, abbreviations, and data reliability/comparability, see introductory text]

NAICS code	Industry	Number of employees for week including March 12	Payroll (\$1,000)		Total number of establishments	Number of establishments by employment-size class								
			First quarter	Annual		1 to 4	5 to 9	10 to 19	20 to 49	50 to 99	100 to 249	250 to 499	500 to 999	1,000 or more
<b>ANOKA—Con.</b>														
<b>23</b>	<b>Construction</b>	<b>8 811</b>	<b>86 913</b>	<b>414 759</b>	<b>1 379</b>	<b>950</b>	<b>207</b>	<b>124</b>	<b>73</b>	<b>19</b>	<b>4</b>	<b>2</b>	—	—
236	Construction of Buildings	1 505	15 991	75 150	363	287	37	22	15	2	—	—	—	—
2361	Residential Building Construction	1 227	12 979	59 269	325	263	33	14	14	1	—	—	—	—
23611	Residential Building Construction	1 227	12 979	59 269	325	263	33	14	14	1	—	—	—	—
236115	New Single-Family Housing Construction (except Operative Builders)	444	3 607	19 988	178	148	24	5	1	—	—	—	—	—
236117	New Housing Operative Builders	252	4 850	18 820	20	8	3	3	6	—	—	—	—	—
236118	Residential Remodelers	506	4 308	19 584	120	102	5	5	7	1	—	—	—	—
2362	Nonresidential Building Construction	278	3 012	15 881	38	24	4	8	1	1	—	—	—	—
23622	Commercial and Institutional Building Construction	278	3 012	15 881	38	24	4	8	1	1	—	—	—	—
236220	Commercial and Institutional Building Construction	278	3 012	15 881	38	24	4	8	1	1	—	—	—	—
237	Heavy and Civil Engineering Construction	862	8 626	48 975	78	47	10	12	7	1	—	1	—	—
2371	Utility System Construction	528	5 430	23 284	33	19	3	7	3	—	—	1	—	—
23711	Water and Sewer Line and Related Structures Construction	466	4 823	19 148	27	15	3	7	1	—	—	1	—	—
237110	Water and Sewer Line and Related Structures Construction	466	4 823	19 148	27	15	3	7	1	—	—	1	—	—
2373	Highway, Street, and Bridge Construction	253	2 218	19 562	22	13	1	3	4	1	—	—	—	—
23731	Highway, Street, and Bridge Construction	253	2 218	19 562	22	13	1	3	4	1	—	—	—	—
237310	Highway, Street, and Bridge Construction	253	2 218	19 562	22	13	1	3	4	1	—	—	—	—
238	Specialty Trade Contractors	6 444	62 296	290 634	938	616	160	90	51	16	4	1	—	—
2381	Foundation, Structure, and Building Exterior Contractors	2 133	17 651	88 678	295	196	51	19	19	9	1	—	—	—
23811	Poured Concrete Foundation and Structure Contractors	451	3 882	19 487	58	36	11	4	5	2	—	—	—	—
238110	Poured Concrete Foundation and Structure Contractors	451	3 882	19 487	58	36	11	4	5	2	—	—	—	—
23813	Framing Contractors	533	3 602	16 128	66	35	19	5	5	2	—	—	—	—
238130	Framing Contractors	533	3 602	16 128	66	35	19	5	5	2	—	—	—	—
23814	Masonry Contractors	620	5 807	30 575	58	37	8	5	5	2	1	—	—	—
238140	Masonry Contractors	620	5 807	30 575	58	37	8	5	5	2	1	—	—	—
23816	Roofing Contractors	185	1 684	10 489	30	22	3	3	—	2	—	—	—	—
238160	Roofing Contractors	185	1 684	10 489	30	22	3	3	—	2	—	—	—	—
23817	Siding Contractors	229	1 303	6 215	59	49	6	1	2	1	—	—	—	—
238170	Siding Contractors	229	1 303	6 215	59	49	6	1	2	1	—	—	—	—
2382	Building Equipment Contractors	2 383	28 445	117 825	254	143	54	35	15	4	2	1	—	—
23821	Electrical Contractors	1 038	15 410	57 540	98	56	20	15	4	2	—	1	—	—
238210	Electrical Contractors	1 038	15 410	57 540	98	56	20	15	4	2	—	1	—	—
23822	Plumbing, Heating, and Air-Conditioning Contractors	1 283	12 369	57 168	142	77	32	19	10	2	2	—	—	—
238220	Plumbing, Heating, and Air-Conditioning Contractors	1 283	12 369	57 168	142	77	32	19	10	2	2	—	—	—
2383	Building Finishing Contractors	1 527	12 656	58 316	282	189	47	28	15	3	—	—	—	—
23831	Drywall and Insulation Contractors	423	5 125	21 629	53	30	10	7	5	1	—	—	—	—
238310	Drywall and Insulation Contractors	423	5 125	21 629	53	30	10	7	5	1	—	—	—	—
23832	Painting and Wall Covering Contractors	346	2 137	10 290	79	53	16	9	1	—	—	—	—	—
238320	Painting and Wall Covering Contractors	346	2 137	10 290	79	53	16	9	1	—	—	—	—	—
23833	Flooring Contractors	273	1 912	9 116	49	34	6	5	3	1	—	—	—	—
238330	Flooring Contractors	273	1 912	9 116	49	34	6	5	3	1	—	—	—	—
23835	Finish Carpentry Contractors	300	1 877	9 028	76	58	11	3	3	1	—	—	—	—
238350	Finish Carpentry Contractors	300	1 877	9 028	76	58	11	3	3	1	—	—	—	—
23839	Other Building Finishing Contractors	174	1 531	7 631	17	7	3	4	3	—	—	—	—	—
238390	Other Building Finishing Contractors	174	1 531	7 631	17	7	3	4	3	—	—	—	—	—
2389	Other Specialty Trade Contractors	401	3 544	25 815	107	88	8	8	2	—	1	—	—	—
23891	Site Preparation Contractors	268	2 260	18 665	45	33	6	4	1	—	1	—	—	—
238910	Site Preparation Contractors	268	2 260	18 665	45	33	6	4	1	—	1	—	—	—
23899	All Other Specialty Trade Contractors	133	1 284	7 150	62	55	2	4	1	—	—	—	—	—
238990	All Other Specialty Trade Contractors	133	1 284	7 150	62	55	2	4	1	—	—	—	—	—
<b>31-33</b>	<b>Manufacturing</b>	<b>21 498</b>	<b>246 854</b>	<b>991 011</b>	<b>652</b>	<b>246</b>	<b>119</b>	<b>120</b>	<b>86</b>	<b>41</b>	<b>25</b>	<b>10</b>	<b>2</b>	<b>3</b>
311	Food mfg	862	7 032	29 185	16	3	4	3	3	1	1	1	—	—
3118	Bakeries & tortilla mfg	699	5 693	22 928	8	2	2	1	1	—	1	1	—	—
31181	Bread & bakery product mfg	699	5 693	22 928	8	2	2	1	1	—	1	1	—	—
314	Textile product mills	(C)	(D)	(D)	12	6	3	2	—	1	—	—	—	—
321	Wood product mfg	390	3 046	12 350	17	7	1	5	2	—	2	—	—	—
3219	Other wood product mfg	(E)	(D)	(D)	15	6	1	4	2	—	2	—	—	—
32191	Millwork	191	1 247	5 252	8	3	—	3	1	—	1	—	—	—
32199	All other wood product mfg	(C)	(D)	(D)	4	1	1	1	—	—	1	—	—	—
322	Paper mfg	576	5 494	23 401	13	1	3	3	2	1	3	—	—	—
3222	Converted paper product mfg	576	5 494	23 401	13	1	3	3	2	1	3	—	—	—
32221	Paperboard container mfg	536	5 106	21 899	8	—	—	2	2	1	3	—	—	—
323	Printing & related support activities	1 055	9 254	37 031	44	24	5	6	6	1	—	2	—	—
3231	Printing & related support activities	1 055	9 254	37 031	44	24	5	6	6	1	—	2	—	—
32311	Printing	920	8 503	34 038	36	22	4	4	3	1	—	—	—	—
323110	Commercial lithographic printing	424	5 020	19 956	12	6	1	3	1	—	—	1	—	—
323113	Commercial screen printing	408	2 816	10 578	7	4	—	1	1	—	—	1	—	—
32312	Printing support activities	135	751	2 993	8	2	1	2	3	—	—	—	—	—
325	Chemical mfg	1 037	11 198	48 347	17	2	4	2	4	3	—	2	—	—
3254	Pharmaceutical & medicine mfg	(C)	(D)	(D)	3	1	—	—	—	2	—	—	—	—
32541	Pharmaceutical & medicine mfg	(C)	(D)	(D)	3	1	—	—	—	2	—	—	—	—
3256	Soap, cleaners & toilet preparation mfg	(F)	(D)	(D)	3	—	—	1	—	—	—	2	—	—
32562	Toilet preparation mfg	(F)	(D)	(D)	2	—	—	—	—	—	—	2	—	—
3259	Other chemical product & preparation mfg	164	2 134	8 543	7	1	2	—	3	1	—	—	—	—

See footnotes at end of table.

**Table 6. Counties—Employees, Payroll, and Establishments by Industry: 2003—Con.**

[Excludes most government employees, railroad employees, and self-employed persons. Size class 1 to 4 includes establishments with payroll, but no employees, during mid-March pay period. (D) denotes figures withheld to avoid disclosing data for individual companies; the data are included in broader industry totals. Detailed industries with 100 or more employees are shown if industry was not a (D). For explanation of terms, abbreviations, and data reliability/comparability, see introductory text]

NAICS code	Industry	Number of employees for week including March 12	Payroll (\$1,000)		Total number of establishments	Number of establishments by employment-size class								
			First quarter	Annual		1 to 4	5 to 9	10 to 19	20 to 49	50 to 99	100 to 249	250 to 499	500 to 999	1,000 or more
<b>ANOKA—Con.</b>														
<b>31-33 Manufacturing—Con.</b>														
326	Plastics & rubber products mfg .....	802	7 636	31 547	27	6	5	3	7	5	1	—	—	—
3261	Plastics product mfg .....	(F)	(D)	(D)	24	5	5	3	5	5	1	—	—	—
32619	Other plastics product mfg .....	685	6 504	27 271	22	5	4	3	4	5	1	—	—	—
326199	All other plastics product mfg .....	685	6 504	27 271	22	5	4	3	4	5	1	—	—	—
327	Nonmetallic mineral product mfg .....	258	3 904	15 590	6	1	1	1	1	1	1	—	—	—
3273	Cement & concrete product mfg .....	(E)	(D)	(D)	5	—	1	1	1	1	1	—	—	—
32739	Other concrete product mfg .....	(C)	(D)	(D)	2	—	1	—	—	—	1	—	—	—
331	Primary metal mfg .....	267	1 978	8 868	10	4	1	1	1	2	1	—	—	—
3315	Foundries .....	240	1 826	8 057	5	1	—	—	1	2	1	—	—	—
33151	Ferrous metal foundries .....	(C)	(D)	(D)	4	1	—	—	1	2	—	—	—	—
33152	Nonferrous metal foundries .....	(C)	(D)	(D)	1	—	—	—	—	—	1	—	—	—
332	Fabricated metal product mfg .....	6 055	75 465	303 429	218	79	50	42	28	10	6	1	1	1
3321	Forging & stamping .....	720	7 938	29 729	14	2	1	3	3	2	3	—	—	—
33211	Forging & stamping .....	720	7 938	29 729	14	2	1	3	3	2	3	—	—	—
3323	Architectural & structural metals mfg .....	513	5 290	22 277	27	9	6	7	2	2	2	—	—	—
33231	Plate work & fabricated structural prod mfg ...	137	1 268	4 896	8	4	2	1	—	1	—	—	—	—
332313	Plate work mfg .....	130	1 223	4 759	5	1	2	1	—	1	—	—	—	—
33232	Ornamental & architectural metal prod mfg ...	376	4 022	17 381	19	5	4	6	2	1	1	—	—	—
3324	Boiler, tank & shipping container mfg .....	(C)	(D)	(D)	2	1	—	—	—	—	1	—	—	—
33242	Metal tank (heavy gauge) mfg .....	(C)	(D)	(D)	1	—	—	—	—	—	1	—	—	—
3327	Mach shops, turn prod, screw, nut, bolt mfg ....	1 557	14 683	61 658	127	52	32	25	15	2	—	1	—	—
33271	Machine shops .....	997	9 031	37 368	108	50	24	21	11	2	—	—	—	—
332710	Machine shops .....	997	9 031	37 368	108	50	24	21	11	2	—	—	—	—
33272	Turned product & screw, nut & bolt mfg .....	560	5 652	24 290	19	2	8	4	4	—	—	1	—	—
3328	Coating, engrave, heat treating & oth activity ...	414	4 076	15 758	27	9	7	3	6	2	—	—	—	—
33281	Coating, engrave, heat treating & oth activity ...	414	4 076	15 758	27	9	7	3	6	2	—	—	—	—
332813	Electropl, plating, polish, anodize, coloring ...	264	2 534	9 561	12	4	2	1	3	2	—	—	—	—
3329	Other fabricated metal product mfg .....	2 683	41 848	167 825	15	4	2	2	2	2	1	—	1	1
33299	All other fabricated metal product mfg .....	(H)	(D)	(D)	14	4	2	2	2	1	1	—	1	1
333	Machinery mfg .....	1 941	22 296	93 661	85	29	14	16	16	7	2	1	—	—
3332	Industrial machinery mfg .....	161	1 967	7 858	7	2	—	2	2	1	—	—	—	—
33329	Other industrial machinery mfg .....	(C)	(D)	(D)	6	2	—	2	1	1	—	—	—	—
3335	Metalworking machinery mfg .....	1 001	11 659	46 864	43	14	9	9	6	3	1	1	—	—
33351	Metalworking machinery mfg .....	1 001	11 659	46 864	43	14	9	9	6	3	1	1	—	—
333511	Industrial mold mfg .....	286	4 345	15 700	18	7	1	6	3	—	1	—	—	—
333514	Special die, tool, die set, jig & fixture mfg ...	510	5 373	22 819	13	4	3	2	2	1	—	1	—	—
3336	Engine, turbine & power transmsn equip mfg ...	(C)	(D)	(D)	2	—	—	—	1	—	1	—	—	—
33361	Engine, turbine & power transmsn equip mfg ...	(C)	(D)	(D)	2	—	—	—	1	—	1	—	—	—
3339	Other general purpose machinery mfg .....	468	5 563	26 707	20	4	4	3	7	2	—	—	—	—
33399	All other general purpose machinery mfg ....	330	3 539	16 117	13	2	3	2	4	2	—	—	—	—
333999	All other general purpose machinery mfg ...	141	1 544	6 834	7	1	3	1	1	1	—	—	—	—
334	Computer & electronic product mfg .....	2 490	28 521	114 900	31	10	1	7	4	3	3	2	1	—
3344	Semiconductor & oth electronic component mfg .....	(G)	(D)	(D)	11	3	—	2	2	2	1	—	1	—
33441	Semiconductor & oth electronic component mfg .....	(G)	(D)	(D)	11	3	—	2	2	2	1	—	1	—
3345	Nav, measuring, medical, control instruments mfg .....	1 375	18 790	75 245	13	4	1	2	2	—	2	2	—	—
33451	Nav, measuring, medical, control instruments mfg .....	1 375	18 790	75 245	13	4	1	2	2	—	2	2	—	—
335	Electrical equip, appliance & component mfg .....	(H)	(D)	(D)	6	1	1	1	1	—	—	—	—	2
3353	Electrical equipment mfg .....	(G)	(D)	(D)	2	—	1	—	—	—	—	—	—	1
33531	Electrical equipment mfg .....	(G)	(D)	(D)	2	—	1	—	—	—	—	—	—	1
3359	Other electrical equipment & component mfg ...	(D)	(D)	(D)	3	—	—	1	1	—	—	—	—	1
33593	Wiring device mfg .....	(G)	(D)	(D)	1	—	—	—	—	—	—	—	—	1
336	Transportation equipment mfg .....	177	1 654	7 292	15	5	4	4	1	1	—	—	—	—
337	Furniture & related product mfg .....	686	6 706	27 377	57	29	9	12	5	1	1	—	—	—
3371	HH & institutional furniture & kitchen cabinet mfg .....	252	1 916	8 589	43	26	8	7	2	—	—	—	—	—
33711	Wood kitchen cabinet & countertop mfg .....	231	1 782	8 009	37	22	7	6	2	—	—	—	—	—
337110	Wood kitchen cabinet & countertop mfg ....	231	1 782	8 009	37	22	7	6	2	—	—	—	—	—
3372	Office furniture (including fixtures) mfg .....	434	4 790	18 788	14	3	1	5	3	1	1	—	—	—
33721	Office furniture (including fixtures) mfg .....	434	4 790	18 788	14	3	1	5	3	1	1	—	—	—
337215	Showcase, partition, shelving & locker mfg ...	296	2 935	13 050	8	1	1	2	3	—	1	—	—	—
339	Miscellaneous mfg .....	1 760	19 661	85 104	60	29	9	8	5	4	4	1	—	—
3391	Medical equipment & supplies mfg .....	1 173	12 559	60 041	24	9	3	3	3	2	3	1	—	—
33911	Medical equipment & supplies mfg .....	1 173	12 559	60 041	24	9	3	3	3	2	3	1	—	—
339112	Surgical & medical instrument mfg .....	618	6 361	35 750	8	3	—	2	—	1	1	—	—	—
339116	Dental laboratories .....	145	1 192	5 326	10	5	2	—	2	1	—	—	—	—
3399	Other miscellaneous mfg .....	587	7 102	25 063	36	20	6	5	2	2	1	—	—	—
33992	Sporting & athletic goods mfg .....	(E)	(D)	(D)	5	3	—	—	1	—	1	—	—	—
33995	Sign mfg .....	191	1 903	8 297	17	9	2	4	1	1	—	—	—	—
339950	Sign mfg .....	191	1 903	8 297	17	9	2	4	1	1	—	—	—	—
33999	All other misc mfg .....	(C)	(D)	(D)	13	7	4	1	—	1	—	—	—	—
339999	All other miscellaneous mfg .....	109	1 057	4 201	8	3	3	1	—	1	—	—	—	—

See footnotes at end of table.

**Table 6. Counties—Employees, Payroll, and Establishments by Industry: 2003—Con.**

[Excludes most government employees, railroad employees, and self-employed persons. Size class 1 to 4 includes establishments with payroll, but no employees, during mid-March pay period. (D) denotes figures withheld to avoid disclosing data for individual companies; the data are included in broader industry totals. Detailed industries with 100 or more employees are shown if industry was not a (D). For explanation of terms, abbreviations, and data reliability/comparability, see introductory text]

NAICS code	Industry	Number of employees for week including March 12	Payroll (\$1,000)		Total number of establishments	Number of establishments by employment-size class								
			First quarter	Annual		1 to 4	5 to 9	10 to 19	20 to 49	50 to 99	100 to 249	250 to 499	500 to 999	1,000 or more
<b>ANOKA—Con.</b>														
<b>42</b>	<b>Wholesale trade</b> .....	<b>8 079</b>	<b>190 990</b>	<b>784 060</b>	<b>398</b>	<b>226</b>	<b>62</b>	<b>48</b>	<b>44</b>	<b>10</b>	<b>6</b>	<b>1</b>	—	<b>1</b>
423	Merchant Wholesalers, Durable Goods .....	6 416	173 875	708 410	251	130	39	36	35	7	3	—	—	1
4231	Motor Vehicle and Motor Vehicle Parts and Supplies Merchant Wholesalers .....	(E)	(D)	(D)	25	13	4	5	2	1	—	—	—	—
42311	Automobile and Other Motor Vehicle Merchant Wholesalers .....	(C)	(D)	(D)	8	5	—	1	1	1	—	—	—	—
42312	Motor Vehicle Supplies and New Parts Merchant Wholesalers .....	(C)	(D)	(D)	14	6	3	4	1	—	—	—	—	—
4233	Lumber and Other Construction Materials Merchant Wholesalers .....	275	3 171	15 340	16	6	3	1	4	2	—	—	—	—
42331	Lumber, Plywood, Millwork, and Wood Panel Merchant Wholesalers .....	207	2 429	11 908	11	5	—	1	3	2	—	—	—	—
423310	Lumber, Plywood, Millwork, and Wood Panel Merchant Wholesalers .....	207	2 429	11 908	11	5	—	1	3	2	—	—	—	—
4234	Professional and Commercial Equipment and Supplies Merchant Wholesalers .....	(H)	(D)	(D)	35	21	6	3	3	—	1	—	—	1
42345	Medical, Dental, and Hospital Equipment and Supplies Merchant Wholesaler .....	(H)	(D)	(D)	13	7	—	3	1	—	1	—	—	1
4235	Metal and Mineral (except Petroleum) Merchant Wholesalers .....	552	6 600	24 896	21	10	3	2	3	1	2	—	—	—
42351	Metal Service Centers and Other Metal Merchant Wholesalers .....	552	6 600	24 896	21	10	3	2	3	1	2	—	—	—
423510	Metal Service Centers and Other Metal Merchant Wholesalers .....	552	6 600	24 896	21	10	3	2	3	1	2	—	—	—
4236	Electrical and Electronic Goods Merchant Wholesalers .....	226	2 275	11 695	25	15	2	1	7	—	—	—	—	—
42369	Other Electronic Parts and Equipment Merchant Wholesalers .....	131	1 163	6 578	12	7	—	1	4	—	—	—	—	—
423690	Other Electronic Parts and Equipment Merchant Wholesalers .....	131	1 163	6 578	12	7	—	1	4	—	—	—	—	—
4237	Hardware, and Plumbing and Heating Equipment and Supplies Merchant Whole .....	(C)	(D)	(D)	21	10	7	3	1	—	—	—	—	—
4238	Machinery, Equipment, and Supplies Merchant Wholesalers .....	926	11 029	45 452	78	35	11	18	12	2	—	—	—	—
42383	Industrial Machinery and Equipment Merchant Wholesalers .....	498	5 856	24 739	43	20	7	9	6	1	—	—	—	—
423830	Industrial Machinery and Equipment Merchant Wholesalers .....	498	5 856	24 739	43	20	7	9	6	1	—	—	—	—
42384	Industrial Supplies Merchant Wholesalers .....	198	2 364	9 994	17	10	1	2	3	1	—	—	—	—
423840	Industrial Supplies Merchant Wholesalers .....	198	2 364	9 994	17	10	1	2	3	1	—	—	—	—
4239	Miscellaneous Durable Goods Merchant Wholesalers .....	(C)	(D)	(D)	24	16	2	3	2	1	—	—	—	—
42391	Sporting and Recreational Goods and Supplies Merchant Wholesalers .....	(C)	(D)	(D)	8	3	1	2	2	—	—	—	—	—
424	Merchant Wholesalers, Nondurable Goods .....	1 483	15 314	67 103	86	47	13	11	8	3	3	1	—	—
4242	Drugs and Druggists' Sundries Merchant Wholesalers .....	(E)	(D)	(D)	6	4	—	—	—	1	—	1	—	—
42421	Drugs and Druggists' Sundries Merchant Wholesalers .....	(E)	(D)	(D)	6	4	—	—	—	1	—	1	—	—
4244	Grocery and Related Product Wholesalers .....	591	6 578	25 828	24	10	6	3	2	—	3	—	—	—
42442	Packaged Frozen Food Merchant Wholesalers .....	(C)	(D)	(D)	4	2	1	—	—	—	1	—	—	—
42445	Confectionery Merchant Wholesalers .....	(C)	(D)	(D)	1	—	—	—	—	—	1	—	—	—
42449	Other Grocery and Related Products Merchant Wholesalers .....	242	3 274	10 628	12	4	4	2	1	—	1	—	—	—
424490	Other Grocery and Related Products Merchant Wholesalers .....	242	3 274	10 628	12	4	4	2	1	—	1	—	—	—
4246	Chemical and Allied Products Merchant Wholesalers .....	118	1 358	5 604	13	5	4	1	3	—	—	—	—	—
4249	Miscellaneous Nondurable Goods Merchant Wholesalers .....	160	1 104	4 964	21	15	1	4	—	1	—	—	—	—
425	Wholesale Electronic Markets and Agents and Brokers .....	180	1 801	8 547	61	49	10	1	1	—	—	—	—	—
4251	Wholesale Electronic Markets and Agents and Brokers .....	180	1 801	8 547	61	49	10	1	1	—	—	—	—	—
42512	Wholesale Trade Agents and Brokers .....	180	1 801	8 547	61	49	10	1	1	—	—	—	—	—
425120	Wholesale Trade Agents and Brokers .....	180	1 801	8 547	61	49	10	1	1	—	—	—	—	—
<b>44-45</b>	<b>Retail trade</b> .....	<b>16 435</b>	<b>83 839</b>	<b>353 929</b>	<b>957</b>	<b>362</b>	<b>242</b>	<b>195</b>	<b>95</b>	<b>29</b>	<b>28</b>	<b>5</b>	<b>1</b>	—
441	Motor vehicle & parts dealers .....	1 952	14 958	65 429	127	50	28	26	16	3	4	—	—	—
4411	Automobile dealers .....	863	8 077	34 916	34	23	2	1	2	2	4	—	—	—
44111	New car dealers .....	830	7 810	33 819	17	7	1	1	2	2	4	—	—	—
441110	New car dealers .....	830	7 810	33 819	17	7	1	1	2	2	4	—	—	—
4412	Other motor vehicle dealers .....	369	2 452	11 785	25	7	4	7	7	—	—	—	—	—
44121	Recreational vehicle dealers .....	136	862	4 693	9	2	2	3	2	—	—	—	—	—
441210	Recreational vehicle dealers .....	136	862	4 693	9	2	2	3	2	—	—	—	—	—
44122	Motorcycle & boat & other MV dealers .....	233	1 590	7 092	16	5	2	4	5	—	—	—	—	—
4413	Automotive parts, accessories & tire stores .....	720	4 429	18 728	68	20	22	18	7	1	—	—	—	—
44131	Automotive parts, accessories & tire stores .....	530	3 147	13 425	51	15	18	12	5	1	—	—	—	—
441310	Automotive parts, accessories & tire stores .....	530	3 147	13 425	51	15	18	12	5	1	—	—	—	—
44132	Tire dealers .....	190	1 282	5 303	17	5	4	6	2	—	—	—	—	—
441320	Tire dealers .....	190	1 282	5 303	17	5	4	6	2	—	—	—	—	—

See footnotes at end of table.

**Table 6. Counties—Employees, Payroll, and Establishments by Industry: 2003—Con.**

[Excludes most government employees, railroad employees, and self-employed persons. Size class 1 to 4 includes establishments with payroll, but no employees, during mid-March pay period. (D) denotes figures withheld to avoid disclosing data for individual companies; the data are included in broader industry totals. Detailed industries with 100 or more employees are shown if industry was not a (D). For explanation of terms, abbreviations, and data reliability/comparability, see introductory text]

NAICS code	Industry	Number of employees for week including March 12	Payroll (\$1,000)		Total number of establishments	Number of establishments by employment-size class								
			First quarter	Annual		1 to 4	5 to 9	10 to 19	20 to 49	50 to 99	100 to 249	250 to 499	500 to 999	1,000 or more
<b>ANOKA—Con.</b>														
<b>44-45 Retail trade—Con.</b>														
442	Furniture & home furnishing stores . . . . .	918	7 041	30 522	54	27	11	7	8	—	—	1	—	—
4421	Furniture stores . . . . .	627	4 939	20 767	20	11	3	2	3	—	—	1	—	—
44211	Furniture stores . . . . .	627	4 939	20 767	20	11	3	2	3	—	—	1	—	—
442110	Furniture stores . . . . .	627	4 939	20 767	20	11	3	2	3	—	—	1	—	—
4422	Home furnishings stores . . . . .	291	2 102	9 755	34	16	8	5	5	—	—	—	—	—
44221	Floor covering stores . . . . .	200	1 751	8 353	23	11	5	4	3	—	—	—	—	—
442210	Floor covering stores . . . . .	200	1 751	8 353	23	11	5	4	3	—	—	—	—	—
443	Electronics & appliance stores . . . . .	533	2 505	9 603	44	19	16	5	1	1	2	—	—	—
4431	Electronics & appliance stores . . . . .	533	2 505	9 603	44	19	16	5	1	1	2	—	—	—
44311	Appliance, TV & all other electronics stores . . . . .	425	2 139	7 948	25	10	9	3	—	1	2	—	—	—
443112	Radio, television & other electronics stores . . . . .	393	1 983	7 230	18	7	6	2	—	1	2	—	—	—
444	Bldg material & garden equip & supp dealers . . . . .	1 478	9 698	39 350	92	45	17	17	6	2	5	—	—	—
4441	Building material & supplies dealers . . . . .	1 405	9 453	37 955	74	32	14	16	5	2	5	—	—	—
44411	Home centers . . . . .	(F)	(D)	(D)	8	3	—	—	—	—	5	—	—	—
44413	Hardware stores . . . . .	181	631	2 837	15	3	4	6	2	—	—	—	—	—
444130	Hardware stores . . . . .	181	631	2 837	15	3	4	6	2	—	—	—	—	—
44419	Other building material dealers . . . . .	407	3 757	16 338	41	21	8	7	3	2	—	—	—	—
444190	Other building material dealers . . . . .	407	3 757	16 338	41	21	8	7	3	2	—	—	—	—
445	Food & beverage stores . . . . .	2 121	9 694	39 579	96	30	27	16	11	6	6	—	—	—
4451	Grocery stores . . . . .	1 730	8 482	34 200	42	11	7	4	8	6	6	—	—	—
44511	Grocery (except convenience) stores . . . . .	1 698	8 407	33 687	35	7	4	4	8	6	6	—	—	—
445110	Grocery (except convenience) stores . . . . .	1 698	8 407	33 687	35	7	4	4	8	6	6	—	—	—
4453	Beer, wine & liquor stores . . . . .	328	924	4 053	38	10	14	11	3	—	—	—	—	—
44531	Beer, wine & liquor stores . . . . .	328	924	4 053	38	10	14	11	3	—	—	—	—	—
445310	Beer, wine & liquor stores . . . . .	328	924	4 053	38	10	14	11	3	—	—	—	—	—
446	Health & personal care stores . . . . .	1 657	9 746	44 186	64	20	19	7	14	3	—	—	1	—
4461	Health & personal care stores . . . . .	1 657	9 746	44 186	64	20	19	7	14	3	—	—	1	—
44611	Pharmacies & drug stores . . . . .	635	4 769	19 879	29	3	10	2	12	2	—	—	—	—
446110	Pharmacies & drug stores . . . . .	635	4 769	19 879	29	3	10	2	12	2	—	—	—	—
44612	Cosmetics, beauty supplies & perfume stores . . . . .	(F)	(D)	(D)	9	3	3	1	—	1	—	—	1	—
447	Gasoline stations . . . . .	1 324	5 069	20 869	130	33	36	49	11	1	—	—	—	—
4471	Gasoline stations . . . . .	1 324	5 069	20 869	130	33	36	49	11	1	—	—	—	—
44711	Gasoline stations with convenience stores . . . . .	1 290	4 863	19 708	117	23	34	48	11	1	—	—	—	—
447110	Gasoline stations with convenience stores . . . . .	1 290	4 863	19 708	117	23	34	48	11	1	—	—	—	—
448	Clothing & clothing accessories stores . . . . .	807	2 816	11 836	89	23	34	25	6	1	—	—	—	—
4481	Clothing stores . . . . .	585	1 762	7 621	54	11	18	19	5	1	—	—	—	—
44812	Women's clothing stores . . . . .	264	729	2 847	29	5	10	13	1	—	—	—	—	—
448120	Women's clothing stores . . . . .	264	729	2 847	29	5	10	13	1	—	—	—	—	—
44814	Family clothing stores . . . . .	222	679	3 265	13	3	2	4	3	1	—	—	—	—
448140	Family clothing stores . . . . .	222	679	3 265	13	3	2	4	3	1	—	—	—	—
4483	Jewelry, luggage & leather goods stores . . . . .	129	700	2 570	17	4	8	4	1	—	—	—	—	—
44831	Jewelry stores . . . . .	129	700	2 570	17	4	8	4	1	—	—	—	—	—
448310	Jewelry stores . . . . .	129	700	2 570	17	4	8	4	1	—	—	—	—	—
451	Sporting goods, hobby, book & music stores . . . . .	987	2 997	12 355	62	22	11	15	8	6	—	—	—	—
4511	Sporting goods, hobby, musical instrument stores . . . . .	836	2 637	10 861	54	21	8	13	7	5	—	—	—	—
45111	Sporting goods stores . . . . .	452	1 690	6 829	32	11	5	11	3	2	—	—	—	—
451110	Sporting goods stores . . . . .	452	1 690	6 829	32	11	5	11	3	2	—	—	—	—
45112	Hobby, toy & game stores . . . . .	236	624	2 721	13	5	3	1	2	2	—	—	—	—
451120	Hobby, toy & game stores . . . . .	236	624	2 721	13	5	3	1	2	2	—	—	—	—
45113	Sewing, needlework & piece goods stores . . . . .	130	261	985	4	1	—	—	2	1	—	—	—	—
451130	Sewing, needlework & piece goods stores . . . . .	130	261	985	4	1	—	—	2	1	—	—	—	—
4512	Book, periodical & music stores . . . . .	151	360	1 494	8	1	3	2	1	1	—	—	—	—
45121	Book stores & news dealers . . . . .	(C)	(D)	(D)	5	—	1	2	1	1	—	—	—	—
451211	Book stores . . . . .	121	276	1 135	4	—	—	2	1	1	—	—	—	—
452	General merchandise stores . . . . .	3 218	13 472	56 343	30	2	6	3	3	1	11	4	—	—
4521	Department stores . . . . .	2 481	10 396	43 078	14	—	—	—	1	1	8	4	—	—
45211	Department stores . . . . .	2 481	10 396	43 078	14	—	—	—	1	1	8	4	—	—
4529	Other general merchandise stores . . . . .	737	3 076	13 265	16	2	6	3	2	—	3	—	—	—
45291	Warehouse clubs & superstores . . . . .	601	2 729	11 985	3	—	—	—	—	—	3	—	—	—
452910	Warehouse clubs & superstores . . . . .	601	2 729	11 985	3	—	—	—	—	—	3	—	—	—
45299	All other general merchandise stores . . . . .	136	347	1 280	13	2	6	3	2	—	—	—	—	—
452990	All other general merchandise stores . . . . .	136	347	1 280	13	2	6	3	2	—	—	—	—	—
453	Miscellaneous store retailers . . . . .	1 059	3 479	14 443	114	55	31	16	8	4	—	—	—	—
4531	Florists . . . . .	134	385	1 596	15	7	4	2	1	1	—	—	—	—
45311	Florists . . . . .	134	385	1 596	15	7	4	2	1	1	—	—	—	—
453110	Florists . . . . .	134	385	1 596	15	7	4	2	1	1	—	—	—	—
4532	Office supplies, stationery & gift stores . . . . .	394	1 139	4 403	32	12	8	7	4	1	—	—	—	—
45321	Office supplies & stationery stores . . . . .	108	366	1 423	8	4	1	—	3	—	—	—	—	—
453210	Office supplies & stationery stores . . . . .	108	366	1 423	8	4	1	—	3	—	—	—	—	—
45322	Gift, novelty & souvenir stores . . . . .	286	773	2 980	24	8	7	7	1	1	—	—	—	—
453220	Gift, novelty & souvenir stores . . . . .	286	773	2 980	24	8	7	7	1	1	—	—	—	—
4533	Used merchandise stores . . . . .	227	800	3 232	13	5	3	3	—	2	—	—	—	—
45331	Used merchandise stores . . . . .	227	800	3 232	13	5	3	3	—	2	—	—	—	—
453310	Used merchandise stores . . . . .	227	800	3 232	13	5	3	3	—	2	—	—	—	—
4539	Other miscellaneous store retailers . . . . .	304	1 155	5 212	54	31	16	4	3	—	—	—	—	—
45391	Pet & pet supplies stores . . . . .	154	442	1 978	10	1	5	1	3	—	—	—	—	—
453910	Pet & pet supplies stores . . . . .	154	442	1 978	10	1	5	1	3	—	—	—	—	—
454	Nonstore retailers . . . . .	381	2 364	9 414	55	36	6	9	3	1	—	—	—	—
4543	Direct selling establishments . . . . .	261	1 772	7 289	33	20	4	7	1	1	—	—	—	—
45439	Other direct selling establishments . . . . .	212	1 305	5 175	28	19	2	5	1	1	—	—	—	—
454390	Other direct selling establishments . . . . .	212	1 305	5 175	28	19	2	5	1	1	—	—	—	—

See footnotes at end of table.

**Table 6. Counties—Employees, Payroll, and Establishments by Industry: 2003—Con.**

[Excludes most government employees, railroad employees, and self-employed persons. Size class 1 to 4 includes establishments with payroll, but no employees, during mid-March pay period. (D) denotes figures withheld to avoid disclosing data for individual companies; the data are included in broader industry totals. Detailed industries with 100 or more employees are shown if industry was not a (D). For explanation of terms, abbreviations, and data reliability/comparability, see introductory text]

NAICS code	Industry	Number of employees for week including March 12	Payroll (\$1,000)		Total number of establishments	Number of establishments by employment-size class									
			First quarter	Annual		1 to 4	5 to 9	10 to 19	20 to 49	50 to 99	100 to 249	250 to 499	500 to 999	1,000 or more	
<b>ANOKA—Con.</b>															
<b>48-49</b>	<b>Transportation &amp; warehousing</b>	<b>3 111</b>	<b>24 289</b>	<b>105 415</b>	<b>228</b>	<b>151</b>	<b>28</b>	<b>20</b>	<b>17</b>	<b>5</b>	<b>5</b>	<b>1</b>	<b>1</b>	<b>-</b>	
484	Truck transportation	1 216	11 842	52 545	142	106	13	10	9	1	2	1	-	-	
4841	General freight trucking	896	9 598	40 969	82	64	5	4	5	1	2	1	-	-	
48411	General freight trucking, local	214	1 351	6 133	46	38	3	3	1	1	-	-	-	-	
484110	General freight trucking, local	214	1 351	6 133	46	38	3	3	1	1	-	-	-	-	
48412	General freight trucking, long-distance	682	8 247	34 836	36	26	2	1	4	-	2	1	-	-	
484121	General freight trucking, long-distance, TL	175	1 775	8 066	28	24	2	1	-	-	1	-	-	-	
484122	General freight trucking, long-distance, LTL	507	6 472	26 770	8	2	-	-	4	-	1	1	-	-	
4842	Specialized freight trucking	320	2 244	11 576	60	42	8	6	4	-	-	-	-	-	
48422	Specialized freight (exc used) trucking, local	113	643	3 691	31	24	4	2	1	-	-	-	-	-	
484220	Specialized freight (exc used) trucking, local	113	643	3 691	31	24	4	2	1	-	-	-	-	-	
48423	Specialized freight (exc used) trucking, LDist	130	1 115	5 247	16	9	3	2	2	-	-	-	-	-	
484230	Specialized freight (exc used) trucking, LDist	130	1 115	5 247	16	9	3	2	2	-	-	-	-	-	
485	Transit & ground passenger transportation	785	3 361	13 502	22	9	3	2	3	2	3	-	-	-	
4854	School & employee bus transportation	574	2 278	8 773	8	2	1	-	1	1	3	-	-	-	
48541	School & employee bus transportation	574	2 278	8 773	8	2	1	-	1	1	3	-	-	-	
485410	School & employee bus transportation	574	2 278	8 773	8	2	1	-	1	1	3	-	-	-	
4855	Charter bus industry	(C)	(D)	(D)	2	-	-	-	1	1	-	-	-	-	
48551	Charter bus industry	(C)	(D)	(D)	2	-	-	-	1	1	-	-	-	-	
488	Transportation support activities	227	1 844	8 098	31	16	5	7	3	-	-	-	-	-	
492	Couriers & messengers	126	697	3 337	21	16	2	1	1	1	-	-	-	-	
493	Warehousing & storage	(F)	(D)	(D)	7	1	4	-	1	-	-	-	1	-	
4931	Warehousing & storage	(F)	(D)	(D)	7	1	4	-	1	-	-	-	1	-	
49311	General warehousing & storage	(F)	(D)	(D)	6	1	3	-	1	-	-	-	1	-	
<b>51</b>	<b>Information</b>	<b>901</b>	<b>8 125</b>	<b>32 843</b>	<b>69</b>	<b>46</b>	<b>8</b>	<b>4</b>	<b>5</b>	<b>4</b>	<b>2</b>	<b>-</b>	<b>-</b>	<b>-</b>	
511	Publishing industries	(E)	(D)	(D)	20	14	2	1	1	1	1	-	-	-	
5111	Newspaper, periodical, book, database publishers	(E)	(D)	(D)	12	6	2	1	1	1	1	-	-	-	
51113	Book publishers	(C)	(D)	(D)	3	1	1	-	-	-	1	-	-	-	
512	Motion picture & sound recording industries	(C)	(D)	(D)	11	7	-	-	2	1	1	-	-	-	
5121	Motion picture & video industries	(C)	(D)	(D)	10	6	-	-	2	1	1	-	-	-	
51213	Motion picture & video exhibition	(C)	(D)	(D)	4	-	-	-	2	1	1	-	-	-	
517	Telecommunications	(E)	(D)	(D)	22	11	6	2	1	2	-	-	-	-	
5171	Wired Telecommunications Carriers	(C)	(D)	(D)	14	8	2	1	1	2	-	-	-	-	
51711	Wired Telecommunications Carriers	(C)	(D)	(D)	14	8	2	1	1	2	-	-	-	-	
<b>52</b>	<b>Finance &amp; insurance</b>	<b>2 040</b>	<b>19 873</b>	<b>86 646</b>	<b>376</b>	<b>256</b>	<b>66</b>	<b>32</b>	<b>21</b>	<b>-</b>	<b>1</b>	<b>-</b>	<b>-</b>	<b>-</b>	
522	Credit intermediation & related activities	1 295	12 910	56 829	169	79	47	24	19	-	-	-	-	-	
5221	Depository credit intermediation	840	7 228	27 978	66	12	20	17	17	-	-	-	-	-	
52211	Commercial banking	711	6 290	24 447	54	7	19	13	15	-	-	-	-	-	
522110	Commercial banking	711	6 290	24 447	54	7	19	13	15	-	-	-	-	-	
52213	Credit unions	(C)	(D)	(D)	11	4	1	4	2	-	-	-	-	-	
5222	Nondepository credit intermediation	167	1 924	8 893	50	33	16	1	-	-	-	-	-	-	
52229	Other nondepository credit intermediation	127	1 509	7 098	41	28	12	1	-	-	-	-	-	-	
5223	Activities related to credit intermediation	288	3 758	19 958	53	34	11	6	2	-	-	-	-	-	
52231	Mortgage & nonmortgage brokers	231	3 318	17 967	37	23	7	5	2	-	-	-	-	-	
522310	Mortgage & nonmortgage brokers	231	3 318	17 967	37	23	7	5	2	-	-	-	-	-	
524	Insurance carriers & related activities	(F)	(D)	(D)	159	130	18	8	2	-	1	-	-	-	
5242	Agencies & other insurance related activities	634	5 884	24 670	146	122	16	5	2	-	1	-	-	-	
52421	Insurance agencies & brokerages	592	5 503	23 112	139	116	5	1	-	-	1	-	-	-	
524210	Insurance agencies & brokerages	592	5 503	23 112	139	116	5	1	-	-	1	-	-	-	
<b>53</b>	<b>Real estate &amp; rental &amp; leasing</b>	<b>1 593</b>	<b>8 785</b>	<b>40 951</b>	<b>341</b>	<b>258</b>	<b>54</b>	<b>21</b>	<b>6</b>	<b>1</b>	<b>-</b>	<b>1</b>	<b>-</b>	<b>-</b>	
531	Real estate	773	4 462	22 218	281	237	31	9	3	1	-	-	-	-	
5311	Lessors of real estate	359	1 770	7 375	76	55	14	5	1	1	-	-	-	-	
53111	Lessors of residential buildings & dwellings	231	1 114	4 542	33	20	10	2	-	1	-	-	-	-	
531110	Lessors of residential buildings & dwellings	231	1 114	4 542	33	20	10	2	-	1	-	-	-	-	
5312	Offices of real estate agents & brokers	249	1 637	9 111	149	134	13	2	-	-	-	-	-	-	
53121	Offices of real estate agents & brokers	249	1 637	9 111	149	134	13	2	-	-	-	-	-	-	
531210	Offices of real estate agents & brokers	249	1 637	9 111	149	134	13	2	-	-	-	-	-	-	
5313	Activities related to real estate	165	1 055	5 732	56	48	4	2	2	-	-	-	-	-	
532	Rental & leasing services	(F)	(D)	(D)	58	20	23	12	2	-	-	1	-	-	
5321	Automotive equipment rental & leasing	438	2 988	13 121	12	6	4	1	-	-	-	1	-	-	
53211	Passenger car rental & leasing	(E)	(D)	(D)	2	1	-	-	-	-	-	1	-	-	
5322	Consumer goods rental	270	649	2 627	31	8	11	10	2	-	-	-	-	-	
53223	Video tape & disc rental	249	548	2 204	26	5	10	9	2	-	-	-	-	-	
532230	Video tape & disc rental	249	548	2 204	26	5	10	9	2	-	-	-	-	-	

See footnotes at end of table.

**Table 6. Counties—Employees, Payroll, and Establishments by Industry: 2003—Con.**

[Excludes most government employees, railroad employees, and self-employed persons. Size class 1 to 4 includes establishments with payroll, but no employees, during mid-March pay period. (D) denotes figures withheld to avoid disclosing data for individual companies; the data are included in broader industry totals. Detailed industries with 100 or more employees are shown if industry was not a (D). For explanation of terms, abbreviations, and data reliability/comparability, see introductory text]

NAICS code	Industry	Number of employees for week including March 12	Payroll (\$1,000)		Total number of establishments	Number of establishments by employment-size class										
			First quarter	Annual		1 to 4	5 to 9	10 to 19	20 to 49	50 to 99	100 to 249	250 to 499	500 to 999	1,000 or more		
<b>54</b>	<b>ANOKA—Con.</b>															
	<b>Professional, scientific &amp; technical services</b>	<b>2 715</b>	<b>23 918</b>	<b>108 570</b>	<b>693</b>	<b>538</b>	<b>84</b>	<b>46</b>	<b>21</b>	<b>4</b>	—	—	—	—	—	—
541	Professional, scientific & technical services	2 715	23 918	108 570	693	538	84	46	21	4	—	—	—	—	—	—
5411	Legal services	511	4 994	23 647	92	62	17	8	4	1	—	—	—	—	—	—
54111	Offices of lawyers	335	3 323	15 738	68	50	10	5	2	1	—	—	—	—	—	—
541110	Offices of lawyers	335	3 323	15 738	68	50	10	5	2	1	—	—	—	—	—	—
54119	Other legal services	176	1 671	7 909	24	12	7	3	2	—	—	—	—	—	—	—
5412	Accounting, tax prep, bookkeep, payroll services	379	1 834	6 476	101	73	17	9	2	—	—	—	—	—	—	—
54121	Accounting, tax prep, bookkeep, payroll services	379	1 834	6 476	101	73	17	9	2	—	—	—	—	—	—	—
541211	Offices of certified public accountants	123	910	3 615	43	33	7	3	—	—	—	—	—	—	—	—
5413	Architectural, engineering & related services	651	7 191	34 440	108	72	13	13	9	1	—	—	—	—	—	—
54133	Engineering services	464	5 383	25 554	69	47	5	9	7	1	—	—	—	—	—	—
541330	Engineering services	464	5 383	25 554	69	47	5	9	7	1	—	—	—	—	—	—
5414	Specialized design services	148	1 453	5 175	30	24	5	—	—	1	—	—	—	—	—	—
54143	Graphic design services	117	1 240	4 428	19	15	3	—	—	1	—	—	—	—	—	—
541430	Graphic design services	117	1 240	4 428	19	15	3	—	—	1	—	—	—	—	—	—
5415	Computer systems design & related services	237	2 423	11 631	148	139	7	1	1	—	—	—	—	—	—	—
54151	Computer systems design & related services	237	2 423	11 631	148	139	7	1	1	—	—	—	—	—	—	—
541511	Custom computer programming services	100	1 102	5 528	67	63	3	1	—	—	—	—	—	—	—	—
5416	Management, sci & tech consulting services	176	1 546	7 058	105	96	7	1	1	—	—	—	—	—	—	—
54161	Management consulting services	103	812	3 703	81	76	5	—	—	—	—	—	—	—	—	—
5417	Scientific R&D services	131	1 857	7 853	9	5	1	2	—	1	—	—	—	—	—	—
54171	R&D in physical, engineering & life sciences	(C)	(D)	(D)	6	3	—	2	—	1	—	—	—	—	—	—
5418	Advertising & related services	126	773	3 431	36	27	6	2	1	—	—	—	—	—	—	—
5419	Oth professional, scientific, technical services	356	1 847	8 859	64	40	11	10	3	—	—	—	—	—	—	—
54194	Veterinary services	250	1 239	6 052	21	3	8	7	3	—	—	—	—	—	—	—
541940	Veterinary services	250	1 239	6 052	21	3	8	7	3	—	—	—	—	—	—	—
<b>55</b>	<b>Management of companies &amp; enterprises</b>	<b>3 786</b>	<b>116 718</b>	<b>356 602</b>	<b>34</b>	<b>15</b>	<b>4</b>	<b>2</b>	<b>5</b>	<b>4</b>	<b>2</b>	—	<b>1</b>	<b>1</b>	<b>1</b>	<b>1</b>
551	Management of companies & enterprises	3 786	116 718	356 602	34	15	4	2	5	4	2	—	1	1	1	1
5511	Management of companies & enterprises	3 786	116 718	356 602	34	15	4	2	5	4	2	—	1	1	1	1
55111	Management of companies & enterprises	3 786	116 718	356 602	34	15	4	2	5	4	2	—	1	1	1	1
551114	Corp, subsidiary & regional managing offices	3 632	115 431	349 367	25	9	3	2	4	4	1	—	1	1	1	1
<b>56</b>	<b>Admin, support, waste mgt, remediation services</b>	<b>5 652</b>	<b>32 596</b>	<b>149 774</b>	<b>379</b>	<b>234</b>	<b>45</b>	<b>43</b>	<b>27</b>	<b>14</b>	<b>15</b>	<b>1</b>	—	—	—	—
561	Administrative & support services	4 834	23 507	111 723	339	216	38	35	24	12	13	1	—	—	—	—
5611	Office administrative services	209	1 546	6 593	13	7	—	2	4	—	—	—	—	—	—	—
56111	Office administrative services	209	1 546	6 593	13	7	—	2	4	—	—	—	—	—	—	—
561110	Office administrative services	209	1 546	6 593	13	7	—	2	4	—	—	—	—	—	—	—
5613	Employment services	1 030	4 355	21 202	27	10	1	2	7	3	4	—	—	—	—	—
56132	Temporary help services	1 024	4 315	20 920	23	6	1	2	7	3	4	—	—	—	—	—
561320	Temporary help services	1 024	4 315	20 920	23	6	1	2	7	3	4	—	—	—	—	—
5614	Business support services	727	4 353	19 703	40	25	1	5	5	2	2	—	—	—	—	—
56141	Document preparation services	311	1 593	7 044	16	12	—	—	2	1	1	—	—	—	—	—
561410	Document preparation services	311	1 593	7 044	16	12	—	—	2	1	1	—	—	—	—	—
56144	Collection agencies	267	1 974	9 390	11	6	—	2	2	—	1	—	—	—	—	—
561440	Collection agencies	267	1 974	9 390	11	6	—	2	2	—	1	—	—	—	—	—
5616	Investigation & security services	433	2 328	9 514	19	9	5	—	2	1	2	—	—	—	—	—
56161	Investigation, guard & armored car services	324	1 443	6 054	8	3	2	—	1	2	—	—	—	—	—	—
56162	Security systems services	109	885	3 460	11	6	3	—	1	1	—	—	—	—	—	—
5617	Services to buildings & dwellings	1 746	8 513	44 685	196	141	26	17	4	4	3	1	—	—	—	—
56171	Exterminating & pest control services	(C)	(D)	(D)	3	1	—	1	—	—	1	—	—	—	—	—
56172	Janitorial services	1 032	3 597	15 688	65	35	9	13	3	3	1	1	—	—	—	—
561720	Janitorial services	1 032	3 597	15 688	65	35	9	13	3	3	1	1	—	—	—	—
56173	Landscaping services	426	2 583	17 557	105	91	10	2	—	1	1	—	—	—	—	—
561730	Landscaping services	426	2 583	17 557	105	91	10	2	—	1	1	—	—	—	—	—
5619	Other support services	593	1 838	7 666	26	14	1	5	2	2	2	—	—	—	—	—
56199	All other support services	546	1 685	7 023	19	10	—	3	2	2	2	—	—	—	—	—
561990	All other support services	546	1 685	7 023	19	10	—	3	2	2	2	—	—	—	—	—
562	Waste management & remediation services	818	9 089	38 051	40	18	7	8	3	2	2	—	—	—	—	—
5621	Waste collection	542	6 023	24 033	18	6	5	3	1	2	1	—	—	—	—	—
56211	Waste collection	542	6 023	24 033	18	6	5	3	1	2	1	—	—	—	—	—
562111	Solid waste collection	500	5 725	22 514	15	6	4	1	1	2	1	—	—	—	—	—
5629	Remediation & oth waste management services	253	2 851	13 170	16	8	1	4	2	—	1	—	—	—	—	—
56291	Remediation services	(C)	(D)	(D)	6	2	—	2	1	—	1	—	—	—	—	—
<b>61</b>	<b>Educational services</b>	<b>898</b>	<b>5 704</b>	<b>22 118</b>	<b>47</b>	<b>26</b>	<b>4</b>	<b>6</b>	<b>6</b>	<b>3</b>	<b>2</b>	—	—	—	—	—
611	Educational services	898	5 704	22 118	47	26	4	6	6	3	2	—	—	—	—	—
6111	Elementary & secondary schools	662	4 023	15 637	10	1	—	1	3	3	2	—	—	—	—	—
61111	Elementary & secondary schools	662	4 023	15 637	10	1	—	1	3	3	2	—	—	—	—	—
611110	Elementary & secondary schools	662	4 023	15 637	10	1	—	1	3	3	2	—	—	—	—	—
6116	Other schools & instruction	120	327	1 471	23	15	3	4	1	—	—	—	—	—	—	—

See footnotes at end of table.



**Table 6. Counties—Employees, Payroll, and Establishments by Industry: 2003—Con.**

[Excludes most government employees, railroad employees, and self-employed persons. Size class 1 to 4 includes establishments with payroll, but no employees, during mid-March pay period. (D) denotes figures withheld to avoid disclosing data for individual companies; the data are included in broader industry totals. Detailed industries with 100 or more employees are shown if industry was not a (D). For explanation of terms, abbreviations, and data reliability/comparability, see introductory text]

NAICS code	Industry	Number of employees for week including March 12	Payroll (\$1,000)		Total number of establishments	Number of establishments by employment-size class								
			First quarter	Annual		1 to 4	5 to 9	10 to 19	20 to 49	50 to 99	100 to 249	250 to 499	500 to 999	1,000 or more
<b>ANOKA—Con.</b>														
<b>62</b>	<b>Health care and social assistance</b>	<b>12 144</b>	<b>99 202</b>	<b>420 856</b>	<b>502</b>	<b>201</b>	<b>127</b>	<b>78</b>	<b>58</b>	<b>21</b>	<b>13</b>	<b>1</b>	<b>1</b>	<b>2</b>
621	Ambulatory health care services	4 650	50 406	223 058	302	123	84	46	27	15	6	1	—	—
6211	Offices of physicians	2 080	27 272	123 687	63	17	17	7	10	8	3	1	—	—
62111	Offices of physicians	2 080	27 272	123 687	63	17	17	7	10	8	3	1	—	—
6212	Offices of dentists	722	7 967	35 793	81	12	44	19	6	—	—	—	—	—
62121	Offices of dentists	722	7 967	35 793	81	12	44	19	6	—	—	—	—	—
621210	Offices of dentists	722	7 967	35 793	81	12	44	19	6	—	—	—	—	—
6213	Offices of other health practitioners	443	2 639	12 846	101	78	13	7	2	1	—	—	—	—
62131	Offices of chiropractors	145	753	3 546	49	40	8	1	—	—	—	—	—	—
621310	Offices of chiropractors	145	753	3 546	49	40	8	1	—	—	—	—	—	—
62134	Offices of PT, OT, speech therapy & audiology	131	819	4 207	14	8	1	3	2	—	—	—	—	—
621340	Offices of PT, OT, speech therapy & audiology	131	819	4 207	14	8	1	3	2	—	—	—	—	—
62139	Offices of all other health practitioners	103	566	2 698	20	16	3	—	—	1	—	—	—	—
6214	Outpatient care centers	479	6 384	24 699	15	1	5	3	3	2	1	—	—	—
62142	Outpatient mental health, substance abuse ctrs	209	1 629	6 478	4	—	2	—	1	—	1	—	—	—
621420	Outpatient mental health, substance abuse ctrs	209	1 629	6 478	4	—	2	—	1	—	1	—	—	—
62149	Other outpatient care centers	270	4 755	18 221	11	1	3	3	2	2	—	—	—	—
6215	Medical & diagnostic laboratories	161	2 424	10 066	8	3	1	1	2	1	—	—	—	—
62151	Medical & diagnostic laboratories	161	2 424	10 066	8	3	1	1	2	1	—	—	—	—
6216	Home health care services	676	2 510	10 749	25	7	2	9	2	3	2	—	—	—
62161	Home health care services	676	2 510	10 749	25	7	2	9	2	3	2	—	—	—
621610	Home health care services	676	2 510	10 749	25	7	2	9	2	3	2	—	—	—
622	Hospitals	(H)	(D)	(D)	2	—	—	—	—	—	—	—	—	2
6221	General medical & surgical hospitals	(H)	(D)	(D)	2	—	—	—	—	—	—	—	—	2
62211	General medical & surgical hospitals	(H)	(D)	(D)	2	—	—	—	—	—	—	—	—	2
623	Nursing & residential care facilities	1 796	8 475	35 458	74	16	28	13	9	2	6	—	—	—
6231	Nursing care facilities	809	3 923	16 325	12	2	1	2	1	2	4	—	—	—
62311	Nursing care facilities	809	3 923	16 325	12	2	1	2	1	2	4	—	—	—
623110	Nursing care facilities	809	3 923	16 325	12	2	1	2	1	2	4	—	—	—
6232	Residential mental retardation, health facil	653	3 067	13 088	45	10	21	7	6	—	1	—	—	—
62321	Residential mental retardation facilities	579	2 732	11 287	40	8	21	6	4	—	1	—	—	—
623210	Residential mental retardation facilities	579	2 732	11 287	40	8	21	6	4	—	1	—	—	—
6233	Community care facilities for the elderly	(C)	(D)	(D)	13	4	3	4	2	—	—	—	—	—
62331	Community care facilities for the elderly	(C)	(D)	(D)	13	4	3	4	2	—	—	—	—	—
6239	Other residential care facilities	(C)	(D)	(D)	4	—	3	—	—	—	1	—	—	—
62399	Other residential care facilities	(C)	(D)	(D)	4	—	3	—	—	—	1	—	—	—
624	Social assistance	(G)	(D)	(D)	124	62	15	19	22	4	1	—	1	—
6241	Individual & family services	(E)	(D)	(D)	30	16	6	5	2	—	1	—	—	—
62419	Other individual & family services	(E)	(D)	(D)	14	6	3	3	1	—	1	—	—	—
6243	Vocational rehabilitation services	891	2 069	9 433	8	2	—	—	2	3	—	—	1	—
62431	Vocational rehabilitation services	891	2 069	9 433	8	2	—	—	2	3	—	—	1	—
624310	Vocational rehabilitation services	891	2 069	9 433	8	2	—	—	2	3	—	—	1	—
6244	Child day care services	746	2 289	9 335	76	38	7	14	17	—	—	—	—	—
62441	Child day care services	746	2 289	9 335	76	38	7	14	17	—	—	—	—	—
624410	Child day care services	746	2 289	9 335	76	38	7	14	17	—	—	—	—	—
<b>71</b>	<b>Arts, entertainment &amp; recreation</b>	<b>1 908</b>	<b>5 847</b>	<b>27 306</b>	<b>111</b>	<b>45</b>	<b>26</b>	<b>12</b>	<b>21</b>	<b>3</b>	<b>4</b>	<b>—</b>	<b>—</b>	<b>—</b>
711	Performing arts, spectator sports & related industries	(C)	(D)	(D)	30	19	7	3	1	—	—	—	—	—
713	Amusement, gambling & recreation industries	1 761	5 079	23 852	79	26	17	9	20	3	4	—	—	—
7139	Other amusement & recreation industries	1 670	4 899	23 135	73	23	17	9	17	3	4	—	—	—
71391	Golf courses & country clubs	193	976	6 356	10	3	4	—	2	1	—	—	—	—
713910	Golf courses & country clubs	193	976	6 356	10	3	4	—	2	1	—	—	—	—
71394	Fitness & recreational sports centers	936	2 292	9 765	34	9	8	5	9	—	3	—	—	—
713940	Fitness & recreational sports centers	936	2 292	9 765	34	9	8	5	9	—	3	—	—	—
71395	Bowling centers	218	462	1 807	8	2	—	1	3	2	—	—	—	—
713950	Bowling centers	218	462	1 807	8	2	—	1	3	2	—	—	—	—
71399	All other amusement & recreation industries	323	1 169	5 207	21	9	5	3	3	—	1	—	—	—
713990	All other amusement & recreation industries	323	1 169	5 207	21	9	5	3	3	—	1	—	—	—
<b>72</b>	<b>Accommodation &amp; food services</b>	<b>9 099</b>	<b>22 299</b>	<b>93 936</b>	<b>413</b>	<b>87</b>	<b>49</b>	<b>100</b>	<b>134</b>	<b>40</b>	<b>3</b>	<b>—</b>	<b>—</b>	<b>—</b>
721	Accommodation	294	815	3 490	26	11	2	7	6	—	—	—	—	—
7211	Traveler accommodation	(E)	(D)	(D)	21	6	2	7	6	—	—	—	—	—
72111	Hotels (exc casino hotels) & motels	282	739	3 114	20	6	2	6	6	—	—	—	—	—
721110	Hotels (exc casino hotels) & motels	282	739	3 114	20	6	2	6	6	—	—	—	—	—
722	Food services & drinking places	8 805	21 484	90 446	387	76	47	93	128	40	3	—	—	—
7221	Full-service restaurants	3 760	9 785	40 655	120	24	10	18	39	26	3	—	—	—
72211	Full-service restaurants	3 760	9 785	40 655	120	24	10	18	39	26	3	—	—	—
722110	Full-service restaurants	3 760	9 785	40 655	120	24	10	18	39	26	3	—	—	—
7222	Limited-service eating places	4 424	9 760	41 521	213	33	21	66	81	12	—	—	—	—
72221	Limited-service eating places	4 424	9 760	41 521	213	33	21	66	81	12	—	—	—	—
722211	Limited-service restaurants	3 978	8 937	37 873	184	27	15	54	78	10	—	—	—	—
7223	Special food services	245	1 048	4 357	31	13	12	3	3	—	—	—	—	—
72231	Food service contractors	170	872	3 420	17	5	7	3	2	—	—	—	—	—
722310	Food service contractors	170	872	3 420	17	5	7	3	2	—	—	—	—	—
7224	Drinking places (alcoholic beverages)	376	891	3 913	23	6	4	6	5	2	—	—	—	—
72241	Drinking places (alcoholic beverages)	376	891	3 913	23	6	4	6	5	2	—	—	—	—
722410	Drinking places (alcoholic beverages)	376	891	3 913	23	6	4	6	5	2	—	—	—	—

See footnotes at end of table.

**Table 6. Counties—Employees, Payroll, and Establishments by Industry: 2003—Con.**

[Excludes most government employees, railroad employees, and self-employed persons. Size class 1 to 4 includes establishments with payroll, but no employees, during mid-March pay period. (D) denotes figures withheld to avoid disclosing data for individual companies; the data are included in broader industry totals. Detailed industries with 100 or more employees are shown if industry was not a (D). For explanation of terms, abbreviations, and data reliability/comparability, see introductory text]

NAICS code	Industry	Number of employees for week including March 12	Payroll (\$1,000)		Total number of establishments	Number of establishments by employment-size class								
			First quarter	Annual		1 to 4	5 to 9	10 to 19	20 to 49	50 to 99	100 to 249	250 to 499	500 to 999	1,000 or more
<b>ANOKA—Con.</b>														
<b>81</b>	<b>Other services (except public administration)</b>	<b>5 613</b>	<b>28 273</b>	<b>113 817</b>	<b>695</b>	<b>371</b>	<b>156</b>	<b>98</b>	<b>61</b>	<b>5</b>	<b>4</b>	—	—	—
811	Repair & maintenance	2 146	15 965	62 217	326	199	74	33	17	1	2	—	—	—
8111	Automotive repair & maintenance	1 507	9 716	38 784	213	114	59	25	13	1	1	—	—	—
81111	Automotive mechanical & electrical R&M	657	4 713	20 111	126	73	38	11	4	—	—	—	—	—
811111	General automotive repair	577	4 133	17 470	102	55	33	10	4	—	—	—	—	—
81112	Automotive body, paint, interior & glass repair	444	3 626	14 183	60	33	14	8	4	1	—	—	—	—
811121	Automotive body, paint & interior R&M	339	2 877	11 105	45	25	10	6	3	1	—	—	—	—
811122	Automotive glass replacement shops	105	749	3 078	15	8	4	2	1	—	—	—	—	—
81119	Other automotive R&M	406	1 377	4 490	27	8	7	6	5	—	1	—	—	—
811192	Car washes	285	972	2 746	12	4	2	1	4	—	1	—	—	—
8113	Commercial equipment (exc auto & elec) R&M	490	5 193	19 456	64	46	8	6	3	—	1	—	—	—
81131	Commercial equipment (exc auto & elec) R&M	490	5 193	19 456	64	46	8	6	3	—	1	—	—	—
811310	Commercial equipment (exc auto & elec) R&M	490	5 193	19 456	64	46	8	6	3	—	1	—	—	—
812	Personal & laundry services	1 302	4 899	21 508	174	96	39	26	10	1	2	—	—	—
8121	Personal care services	932	3 111	13 445	123	67	23	23	8	1	1	—	—	—
81211	Hair, nail & skin care services	686	2 512	11 818	102	56	19	20	6	1	—	—	—	—
812112	Beauty salons	642	2 400	11 178	77	34	16	20	6	1	—	—	—	—
81219	Other personal care services	246	599	1 627	21	11	4	3	2	—	1	—	—	—
8123	Drycleaning & laundry services	253	1 234	5 393	20	9	7	2	1	—	1	—	—	—
81232	Drycleaning & laundry services (exc coin-op)	(C)	(D)	(D)	13	5	5	2	1	—	—	—	—	—
81233	Linen & uniform supply	(C)	(D)	(D)	2	—	1	—	—	—	1	—	—	—
813	Religious, grantmaking, civic, prof & like organizations	2 165	7 409	30 092	195	76	43	39	34	3	—	—	—	—
8131	Religious organizations	1 313	5 196	20 734	117	47	25	21	22	2	—	—	—	—
81311	Religious organizations	1 313	5 196	20 734	117	47	25	21	22	2	—	—	—	—
813110	Religious organizations	1 313	5 196	20 734	117	47	25	21	22	2	—	—	—	—
8134	Civic & social organizations	675	1 328	5 482	46	11	10	12	12	1	—	—	—	—
81341	Civic & social organizations	675	1 328	5 482	46	11	10	12	12	1	—	—	—	—
813410	Civic & social organizations	675	1 328	5 482	46	11	10	12	12	1	—	—	—	—
8139	Business, labor, political, like organizations	107	679	2 835	21	13	5	3	—	—	—	—	—	—
<b>99</b>	<b>Unclassified establishments</b>	<b>(A)</b>	<b>(D)</b>	<b>(D)</b>	<b>23</b>	<b>22</b>	<b>1</b>	—	—	—	—	—	—	—
<b>BECKER</b>														
	<b>Total</b>	<b>12 706</b>	<b>68 653</b>	<b>297 135</b>	<b>914</b>	<b>558</b>	<b>165</b>	<b>103</b>	<b>58</b>	<b>13</b>	<b>10</b>	<b>5</b>	<b>1</b>	<b>1</b>
<b>11</b>	<b>Forestry, fishing, hunting, and agriculture support</b>	<b>(A)</b>	<b>(D)</b>	<b>(D)</b>	<b>3</b>	<b>3</b>	—	—	—	—	—	—	—	—
<b>22</b>	<b>Utilities</b>	<b>(A)</b>	<b>(D)</b>	<b>(D)</b>	<b>2</b>	<b>1</b>	<b>1</b>	—	—	—	—	—	—	—
<b>23</b>	<b>Construction</b>	<b>449</b>	<b>2 698</b>	<b>18 092</b>	<b>153</b>	<b>127</b>	<b>15</b>	<b>9</b>	<b>2</b>	—	—	—	—	—
238	Specialty Trade Contractors	349	2 206	13 671	93	71	12	8	2	—	—	—	—	—
2381	Foundation, Structure, and Building Exterior Contractors	107	784	5 767	27	21	4	1	1	—	—	—	—	—
2382	Building Equipment Contractors	145	1 018	4 643	31	22	4	4	1	—	—	—	—	—
<b>31-33</b>	<b>Manufacturing</b>	<b>1 688</b>	<b>13 428</b>	<b>52 012</b>	<b>40</b>	<b>17</b>	<b>7</b>	<b>5</b>	<b>2</b>	<b>2</b>	<b>6</b>	<b>1</b>	—	—
314	Textile product mills	(C)	(D)	(D)	1	—	—	—	—	—	1	—	—	—
3149	Other textile product mills	(C)	(D)	(D)	1	—	—	—	—	—	1	—	—	—
31499	All other textile product mills	(C)	(D)	(D)	1	—	—	—	—	—	1	—	—	—
321	Wood product mfg	(C)	(D)	(D)	4	3	—	—	—	—	1	—	—	—
3219	Other wood product mfg	(C)	(D)	(D)	3	2	—	—	—	—	1	—	—	—
32199	All other wood product mfg	(C)	(D)	(D)	1	—	—	—	—	—	1	—	—	—
323	Printing & related support activities	106	624	2 443	5	2	1	1	—	1	—	—	—	—
3231	Printing & related support activities	106	624	2 443	5	2	1	1	—	1	—	—	—	—
32311	Printing	106	624	2 443	5	2	1	1	—	1	—	—	—	—
331	Primary metal mfg	(C)	(D)	(D)	1	—	—	—	—	—	1	—	—	—
3315	Foundries	(C)	(D)	(D)	1	—	—	—	—	—	1	—	—	—
33152	Nonferrous metal foundries	(C)	(D)	(D)	1	—	—	—	—	—	1	—	—	—
332	Fabricated metal product mfg	866	8 115	30 444	7	2	—	—	1	1	2	1	—	—
3321	Forging & stamping	(E)	(D)	(D)	2	—	—	—	1	—	—	1	—	—
33211	Forging & stamping	(E)	(D)	(D)	2	—	—	—	1	—	—	1	—	—
3323	Architectural & structural metals mfg	(C)	(D)	(D)	2	1	—	—	—	—	1	—	—	—
33232	Ornamental & architectural metal prod mfg	(C)	(D)	(D)	2	1	—	—	—	—	1	—	—	—
3327	Mach shops, turn prod, screw, nut, bolt mfg	(E)	(D)	(D)	2	—	—	—	—	1	1	—	—	—
33271	Machine shops	(E)	(D)	(D)	2	—	—	—	—	1	1	—	—	—
335	Electrical equip, appliance & component mfg	(C)	(D)	(D)	1	—	—	—	—	—	1	—	—	—
3353	Electrical equipment mfg	(C)	(D)	(D)	1	—	—	—	—	—	1	—	—	—
33531	Electrical equipment mfg	(C)	(D)	(D)	1	—	—	—	—	—	1	—	—	—
<b>42</b>	<b>Wholesale trade</b>	<b>287</b>	<b>2 428</b>	<b>8 822</b>	<b>38</b>	<b>21</b>	<b>5</b>	<b>8</b>	<b>4</b>	—	—	—	—	—
423	Merchant Wholesalers, Durable Goods	176	1 800	6 087	18	8	2	5	3	—	—	—	—	—

See footnotes at end of table.

**Table 6. Counties—Employees, Payroll, and Establishments by Industry: 2003—Con.**

[Excludes most government employees, railroad employees, and self-employed persons. Size class 1 to 4 includes establishments with payroll, but no employees, during mid-March pay period. (D) denotes figures withheld to avoid disclosing data for individual companies; the data are included in broader industry totals. Detailed industries with 100 or more employees are shown if industry was not a (D). For explanation of terms, abbreviations, and data reliability/comparability, see introductory text]

NAICS code	Industry	Number of employees for week including March 12	Payroll (\$1,000)		Total number of establishments	Number of establishments by employment-size class								
			First quarter	Annual		1 to 4	5 to 9	10 to 19	20 to 49	50 to 99	100 to 249	250 to 499	500 to 999	1,000 or more
<b>BECKER—Con.</b>														
<b>44-45</b>	<b>Retail trade</b> .....	<b>1 705</b>	<b>8 000</b>	<b>33 359</b>	<b>154</b>	<b>71</b>	<b>46</b>	<b>21</b>	<b>11</b>	<b>4</b>	—	<b>1</b>	—	—
441	Motor vehicle & parts dealers .....	280	1 999	9 140	19	7	3	5	3	1	—	—	—	—
4411	Automobile dealers .....	(C)	(D)	(D)	8	4	1	—	2	1	—	—	—	—
44111	New car dealers .....	169	1 365	6 073	5	1	1	—	2	1	—	—	—	—
441110	New car dealers .....	169	1 365	6 073	5	1	1	—	2	1	—	—	—	—
445	Food & beverage stores .....	240	1 139	4 393	22	5	11	5	—	1	—	—	—	—
4453	Beer, wine & liquor stores .....	151	957	3 620	7	—	4	2	—	1	—	—	—	—
44531	Beer, wine & liquor stores .....	151	957	3 620	7	—	4	2	—	1	—	—	—	—
445310	Beer, wine & liquor stores .....	151	957	3 620	7	—	4	2	—	1	—	—	—	—
447	Gasoline stations .....	293	1 123	4 577	29	8	14	3	4	—	—	—	—	—
4471	Gasoline stations .....	293	1 123	4 577	29	8	14	3	4	—	—	—	—	—
44711	Gasoline stations with convenience stores .....	234	911	3 679	23	5	12	3	3	—	—	—	—	—
447110	Gasoline stations with convenience stores .....	234	911	3 679	23	5	12	3	3	—	—	—	—	—
448	Clothing & clothing accessories stores .....	122	425	1 463	11	3	6	—	1	1	—	—	—	—
4481	Clothing stores .....	105	365	1 192	7	1	4	—	1	1	—	—	—	—
452	General merchandise stores .....	444	1 951	8 099	5	—	—	2	1	1	—	1	—	—
4529	Other general merchandise stores .....	(E)	(D)	(D)	4	—	—	2	1	—	—	1	—	—
45291	Warehouse clubs & superstores .....	(E)	(D)	(D)	1	—	—	—	—	—	—	1	—	—
<b>48-49</b>	<b>Transportation &amp; warehousing</b> .....	<b>343</b>	<b>2 108</b>	<b>9 613</b>	<b>40</b>	<b>23</b>	<b>9</b>	<b>3</b>	<b>4</b>	—	<b>1</b>	—	—	—
484	Truck transportation .....	170	1 022	5 209	28	21	5	1	—	—	1	—	—	—
4841	General freight trucking .....	157	988	4 993	21	15	4	1	—	—	1	—	—	—
48412	General freight trucking, long-distance .....	141	897	4 517	15	11	2	1	—	—	1	—	—	—
485	Transit & ground passenger transportation .....	122	491	1 952	6	1	—	2	3	—	—	—	—	—
<b>51</b>	<b>Information</b> .....	<b>138</b>	<b>948</b>	<b>3 868</b>	<b>14</b>	<b>6</b>	<b>2</b>	<b>4</b>	<b>2</b>	—	—	—	—	—
<b>52</b>	<b>Finance &amp; insurance</b> .....	<b>198</b>	<b>1 517</b>	<b>6 347</b>	<b>45</b>	<b>34</b>	<b>6</b>	<b>2</b>	<b>3</b>	—	—	—	—	—
522	Credit intermediation & related activities .....	142	1 140	4 692	16	7	4	2	3	—	—	—	—	—
5221	Depository credit intermediation .....	(C)	(D)	(D)	11	4	2	2	3	—	—	—	—	—
52211	Commercial banking .....	120	833	3 611	10	3	2	2	3	—	—	—	—	—
522110	Commercial banking .....	120	833	3 611	10	3	2	2	3	—	—	—	—	—
<b>53</b>	<b>Real estate &amp; rental &amp; leasing</b> .....	<b>78</b>	<b>452</b>	<b>2 274</b>	<b>35</b>	<b>27</b>	<b>8</b>	—	—	—	—	—	—	—
<b>54</b>	<b>Professional, scientific &amp; technical services</b> .....	<b>238</b>	<b>1 609</b>	<b>7 946</b>	<b>51</b>	<b>32</b>	<b>11</b>	<b>8</b>	—	—	—	—	—	—
541	Professional, scientific & technical services .....	238	1 609	7 946	51	32	11	8	—	—	—	—	—	—
<b>55</b>	<b>Management of companies &amp; enterprises</b> .....	<b>(B)</b>	<b>(D)</b>	<b>(D)</b>	<b>2</b>	<b>1</b>	—	—	—	<b>1</b>	—	—	—	—
<b>56</b>	<b>Admin, support, waste mgt, remediation services</b> .....	<b>4 152</b>	<b>21 186</b>	<b>90 506</b>	<b>44</b>	<b>26</b>	<b>6</b>	<b>3</b>	<b>5</b>	—	<b>1</b>	<b>1</b>	<b>1</b>	<b>1</b>
561	Administrative & support services .....	(H)	(D)	(D)	40	23	6	2	5	—	1	1	1	1
5613	Employment services .....	4 025	20 309	85 757	11	2	—	1	4	—	1	1	1	1
56133	Employee leasing services .....	(H)	(D)	(D)	8	1	—	1	2	—	1	1	1	1
<b>61</b>	<b>Educational services</b> .....	<b>(A)</b>	<b>(D)</b>	<b>(D)</b>	<b>1</b>	—	—	<b>1</b>	—	—	—	—	—	—
<b>62</b>	<b>Health care and social assistance</b> .....	<b>1 721</b>	<b>9 931</b>	<b>43 671</b>	<b>57</b>	<b>24</b>	<b>8</b>	<b>11</b>	<b>5</b>	<b>5</b>	<b>2</b>	<b>2</b>	—	—
621	Ambulatory health care services .....	354	3 346	15 427	28	16	5	2	3	1	1	—	—	—
6211	Offices of physicians .....	(C)	(D)	(D)	5	2	1	—	—	1	1	—	—	—
62111	Offices of physicians .....	(C)	(D)	(D)	5	2	1	—	—	1	1	—	—	—
622	Hospitals .....	(E)	(D)	(D)	1	—	—	—	—	—	—	1	—	—
6221	General medical & surgical hospitals .....	(E)	(D)	(D)	1	—	—	—	—	—	—	1	—	—
62211	General medical & surgical hospitals .....	(E)	(D)	(D)	1	—	—	—	—	—	—	1	—	—
623	Nursing & residential care facilities .....	667	2 667	10 633	13	1	2	6	1	1	1	1	—	—
6231	Nursing care facilities .....	(E)	(D)	(D)	2	—	—	—	—	—	1	1	—	—
62311	Nursing care facilities .....	(E)	(D)	(D)	2	—	—	—	—	—	1	1	—	—
6232	Residential mental retardation, health facil .....	(C)	(D)	(D)	3	—	1	—	1	1	—	—	—	—
62321	Residential mental retardation facilities .....	(C)	(D)	(D)	3	—	1	—	1	1	—	—	—	—
624	Social assistance .....	(E)	(D)	(D)	15	7	1	3	1	3	—	—	—	—
6241	Individual & family services .....	(C)	(D)	(D)	8	2	1	3	—	2	—	—	—	—
<b>71</b>	<b>Arts, entertainment &amp; recreation</b> .....	<b>58</b>	<b>195</b>	<b>1 354</b>	<b>19</b>	<b>15</b>	<b>2</b>	<b>2</b>	—	—	—	—	—	—
<b>72</b>	<b>Accommodation &amp; food services</b> .....	<b>936</b>	<b>1 856</b>	<b>9 631</b>	<b>81</b>	<b>39</b>	<b>9</b>	<b>17</b>	<b>15</b>	<b>1</b>	—	—	—	—
721	Accommodation .....	247	575	2 812	27	20	2	1	3	1	—	—	—	—
7211	Traveler accommodation .....	(C)	(D)	(D)	19	13	2	1	2	1	—	—	—	—
72111	Hotels (exc casino hotels) & motels .....	195	390	1 779	12	6	2	1	2	1	—	—	—	—
721110	Hotels (exc casino hotels) & motels .....	195	390	1 779	12	6	2	1	2	1	—	—	—	—
722	Food services & drinking places .....	689	1 281	6 819	54	19	7	16	12	—	—	—	—	—
7221	Full-service restaurants .....	378	690	3 958	30	10	5	7	8	—	—	—	—	—
72211	Full-service restaurants .....	378	690	3 958	30	10	5	7	8	—	—	—	—	—
722110	Full-service restaurants .....	378	690	3 958	30	10	5	7	8	—	—	—	—	—
7222	Limited-service eating places .....	285	553	2 617	16	4	—	8	4	—	—	—	—	—
72221	Limited-service eating places .....	285	553	2 617	16	4	—	8	4	—	—	—	—	—
722211	Limited-service restaurants .....	285	553	2 617	16	4	—	8	4	—	—	—	—	—

See footnotes at end of table.

**Table 6. Counties—Employees, Payroll, and Establishments by Industry: 2003—Con.**

[Excludes most government employees, railroad employees, and self-employed persons. Size class 1 to 4 includes establishments with payroll, but no employees, during mid-March pay period. (D) denotes figures withheld to avoid disclosing data for individual companies; the data are included in broader industry totals. Detailed industries with 100 or more employees are shown if industry was not a (D). For explanation of terms, abbreviations, and data reliability/comparability, see introductory text]

NAICS code	Industry	Number of employees for week including March 12	Payroll (\$1,000)		Total number of establishments	Number of establishments by employment-size class									
			First quarter	Annual		1 to 4	5 to 9	10 to 19	20 to 49	50 to 99	100 to 249	250 to 499	500 to 999	1,000 or more	
<b>BECKER—Con.</b>															
<b>81</b>	<b>Other services (except public administration) .....</b>	<b>606</b>	<b>1 828</b>	<b>7 716</b>	<b>130</b>	<b>86</b>	<b>30</b>	<b>9</b>	<b>5</b>	—	—	—	—	—	
811	Repair & maintenance .....	134	642	2 774	34	22	10	1	1	—	—	—	—	—	
8111	Automotive repair & maintenance .....	111	521	2 204	23	13	8	1	1	—	—	—	—	—	
813	Religious, grantmaking, civic, prof & like organizations .....	393	990	4 072	70	44	15	7	4	—	—	—	—	—	
8131	Religious organizations .....	182	509	2 087	36	21	10	4	1	—	—	—	—	—	
81311	Religious organizations .....	182	509	2 087	36	21	10	4	1	—	—	—	—	—	
813110	Religious organizations .....	182	509	2 087	36	21	10	4	1	—	—	—	—	—	
8134	Civic & social organizations .....	150	230	946	17	8	5	1	3	—	—	—	—	—	
81341	Civic & social organizations .....	150	230	946	17	8	5	1	3	—	—	—	—	—	
813410	Civic & social organizations .....	150	230	946	17	8	5	1	3	—	—	—	—	—	
<b>99</b>	<b>Unclassified establishments .....</b>	<b>1</b>	<b>1</b>	<b>28</b>	<b>5</b>	<b>5</b>	—	—	—	—	—	—	—	—	
<b>BELTRAMI</b>															
	<b>Total .....</b>	<b>13 644</b>	<b>78 138</b>	<b>335 839</b>	<b>1 139</b>	<b>596</b>	<b>240</b>	<b>164</b>	<b>85</b>	<b>35</b>	<b>14</b>	<b>4</b>	<b>1</b>	<b>—</b>	
<b>11</b>	<b>Forestry, fishing, hunting, and agriculture support .....</b>	<b>79</b>	<b>560</b>	<b>1 687</b>	<b>21</b>	<b>14</b>	<b>5</b>	<b>2</b>	—	—	—	—	—	—	
<b>21</b>	<b>Mining .....</b>	<b>(A)</b>	<b>(D)</b>	<b>(D)</b>	<b>2</b>	<b>1</b>	<b>1</b>	—	—	—	—	—	—	—	
<b>22</b>	<b>Utilities .....</b>	<b>96</b>	<b>1 315</b>	<b>5 205</b>	<b>4</b>	<b>1</b>	<b>1</b>	—	<b>1</b>	<b>1</b>	—	—	—	—	
<b>23</b>	<b>Construction .....</b>	<b>755</b>	<b>5 632</b>	<b>36 510</b>	<b>159</b>	<b>124</b>	<b>14</b>	<b>14</b>	<b>4</b>	<b>3</b>	—	—	—	—	
236	Construction of Buildings .....	130	920	4 338	51	43	4	3	1	—	—	—	—	—	
2361	Residential Building Construction .....	122	847	3 831	47	40	3	3	1	—	—	—	—	—	
23611	Residential Building Construction .....	122	847	3 831	47	40	3	3	1	—	—	—	—	—	
237	Heavy and Civil Engineering Construction .....	114	993	13 617	18	14	3	—	—	1	—	—	—	—	
2373	Highway, Street, and Bridge Construction .....	106	868	10 887	7	3	3	—	—	1	—	—	—	—	
23731	Highway, Street, and Bridge Construction .....	106	868	10 887	7	3	3	—	—	1	—	—	—	—	
237310	Highway, Street, and Bridge Construction .....	106	868	10 887	7	3	3	—	—	1	—	—	—	—	
238	Specialty Trade Contractors .....	511	3 719	18 555	90	67	7	11	3	2	—	—	—	—	
2381	Foundation, Structure, and Building Exterior Contractors .....	140	794	4 192	27	23	1	2	—	1	—	—	—	—	
2382	Building Equipment Contractors .....	244	1 882	8 585	34	18	5	9	2	—	—	—	—	—	
23822	Plumbing, Heating, and Air-Conditioning Contractors .....	149	1 095	4 637	14	3	4	6	1	—	—	—	—	—	
238220	Plumbing, Heating, and Air-Conditioning Contractors .....	149	1 095	4 637	14	3	4	6	1	—	—	—	—	—	
2383	Building Finishing Contractors .....	113	1 003	5 240	16	14	—	—	1	1	—	—	—	—	
23831	Drywall and Insulation Contractors .....	101	953	4 968	5	3	—	—	1	1	—	—	—	—	
238310	Drywall and Insulation Contractors .....	101	953	4 968	5	3	—	—	1	1	—	—	—	—	
<b>31-33</b>	<b>Manufacturing .....</b>	<b>1 486</b>	<b>12 276</b>	<b>47 800</b>	<b>45</b>	<b>22</b>	<b>6</b>	<b>7</b>	<b>4</b>	<b>1</b>	<b>3</b>	<b>2</b>	—	—	
314	Textile product mills .....	(E)	(D)	(D)	3	2	—	—	—	—	—	1	—	—	
3141	Textile furnishings mills .....	(E)	(D)	(D)	3	2	—	—	—	—	—	1	—	—	
31412	Curtain & linen mills .....	(E)	(D)	(D)	3	2	—	—	—	—	—	1	—	—	
321	Wood product mfg .....	540	6 938	26 374	13	5	2	2	1	—	3	—	—	—	
3211	Sawmills & wood preservation .....	(C)	(D)	(D)	9	4	2	1	1	—	1	—	—	—	
32111	Sawmills & wood preservation .....	(C)	(D)	(D)	9	4	2	1	1	—	1	—	—	—	
3212	Veneer, plywood & engineered wood product mfg .....	(E)	(D)	(D)	3	—	—	1	—	—	2	—	—	—	
32121	Veneer, plywood & engineered wood product mfg .....	(E)	(D)	(D)	3	—	—	1	—	—	2	—	—	—	
334	Computer & electronic product mfg .....	(E)	(D)	(D)	1	—	—	—	—	—	—	1	—	—	
3344	Semiconductor & oth electronic component mfg .....	(E)	(D)	(D)	1	—	—	—	—	—	—	1	—	—	
33441	Semiconductor & oth electronic component mfg .....	(E)	(D)	(D)	1	—	—	—	—	—	—	1	—	—	
<b>42</b>	<b>Wholesale trade .....</b>	<b>512</b>	<b>3 217</b>	<b>14 427</b>	<b>48</b>	<b>24</b>	<b>11</b>	<b>6</b>	<b>4</b>	<b>3</b>	—	—	—	—	
423	Merchant Wholesalers, Durable Goods .....	308	1 858	8 658	30	13	9	4	2	2	—	—	—	—	
4233	Lumber and Other Construction Materials Merchant Wholesalers .....	126	874	4 344	8	3	1	2	1	1	—	—	—	—	
42331	Lumber, Plywood, Millwork, and Wood Panel Merchant Wholesalers .....	126	874	4 344	8	3	1	2	1	1	—	—	—	—	
423310	Lumber, Plywood, Millwork, and Wood Panel Merchant Wholesalers .....	126	874	4 344	8	3	1	2	1	1	—	—	—	—	
424	Merchant Wholesalers, Nondurable Goods .....	(C)	(D)	(D)	16	9	2	2	2	1	—	—	—	—	

See footnotes at end of table.

**Table 6. Counties—Employees, Payroll, and Establishments by Industry: 2003—Con.**

[Excludes most government employees, railroad employees, and self-employed persons. Size class 1 to 4 includes establishments with payroll, but no employees, during mid-March pay period. (D) denotes figures withheld to avoid disclosing data for individual companies; the data are included in broader industry totals. Detailed industries with 100 or more employees are shown if industry was not a (D). For explanation of terms, abbreviations, and data reliability/comparability, see introductory text]

NAICS code	Industry	Number of employees for week including March 12	Payroll (\$1,000)		Total number of establishments	Number of establishments by employment-size class								
			First quarter	Annual		1 to 4	5 to 9	10 to 19	20 to 49	50 to 99	100 to 249	250 to 499	500 to 999	1,000 or more
<b>BELTRAMI—Con.</b>														
<b>44-45</b>	<b>Retail trade</b> .....	<b>3 084</b>	<b>12 854</b>	<b>55 558</b>	<b>214</b>	<b>74</b>	<b>77</b>	<b>33</b>	<b>19</b>	<b>5</b>	<b>5</b>	<b>1</b>		
441	Motor vehicle & parts dealers .....	370	2 413	11 121	27	7	9	4	6	1				
4411	Automobile dealers .....	233	1 680	7 789	11	3	2	1	4	1				
44111	New car dealers .....	223	1 641	7 630	8	1	1	1	4	1				
441110	New car dealers .....	223	1 641	7 630	8	1	1	1	4	1				
444	Bldg material & garden equip & supp dealers .....	219	1 167	5 106	24	11	9	3		1				
4441	Building material & supplies dealers .....	191	1 030	4 336	16	6	6	3		1				
445	Food & beverage stores .....	585	1 493	6 585	22	11	1	4	3		3			
4451	Grocery stores .....	(F)	(D)	(D)	9	3			3		3			
44511	Grocery (except convenience) stores .....	486	1 258	5 642	8	3			2		3			
445110	Grocery (except convenience) stores .....	486	1 258	5 642	8	3			2		3			
446	Health & personal care stores .....	100	577	2 379	11	2	5	3	1					
4461	Health & personal care stores .....	100	577	2 379	11	2	5	3	1					
447	Gasoline stations .....	293	920	3 893	31	7	14	7	3					
4471	Gasoline stations .....	293	920	3 893	31	7	14	7	3					
44711	Gasoline stations with convenience stores .....	260	750	3 163	26	5	12	6	3					
447110	Gasoline stations with convenience stores .....	260	750	3 163	26	5	12	6	3					
448	Clothing & clothing accessories stores .....	287	1 091	4 202	25	6	14	2	2	1				
4481	Clothing stores .....	240	817	3 119	17	4	8	2	2	1				
44814	Family clothing stores .....	160	634	2 365	4		1		2	1				
448140	Family clothing stores .....	160	634	2 365	4		1		2	1				
452	General merchandise stores .....	756	2 949	12 650	8	1	1		2	1	2	1		
4521	Department stores .....	(E)	(D)	(D)	3					1	2			
45211	Department stores .....	(E)	(D)	(D)	3					1	2			
4529	Other general merchandise stores .....	(E)	(D)	(D)	5	1			2			1		
45291	Warehouse clubs & superstores .....	(E)	(D)	(D)	1							1		
453	Miscellaneous store retailers .....	117	306	1 426	22	14	5	2	1					
454	Nonstore retailers .....	181	1 168	4 874	16	6	7	1	1	1				
4543	Direct selling establishments .....	(C)	(D)	(D)	11	4	4	1	1	1				
45439	Other direct selling establishments .....	103	709	2 965	8	3	3	1		1				
454390	Other direct selling establishments .....	103	709	2 965	8	3	3	1		1				
<b>48-49</b>	<b>Transportation &amp; warehousing</b> .....	<b>349</b>	<b>2 844</b>	<b>11 147</b>	<b>42</b>	<b>24</b>	<b>8</b>	<b>5</b>	<b>4</b>	<b>1</b>				
484	Truck transportation .....	102	596	2 669	25	21	2	1	1					
<b>51</b>	<b>Information</b> .....	<b>379</b>	<b>3 114</b>	<b>12 795</b>	<b>22</b>	<b>6</b>	<b>4</b>	<b>4</b>	<b>5</b>	<b>3</b>				
511	Publishing industries .....	(C)	(D)	(D)	5	3				2				
5111	Newspaper, periodical, book, database publishers .....	(C)	(D)	(D)	5	3				2				
517	Telecommunications .....	124	1 173	5 228	9	2	2	4		1				
<b>52</b>	<b>Finance &amp; insurance</b> .....	<b>426</b>	<b>2 859</b>	<b>11 995</b>	<b>63</b>	<b>40</b>	<b>12</b>	<b>6</b>	<b>4</b>	<b>1</b>				
522	Credit intermediation & related activities .....	329	2 177	8 971	32	13	9	6	3	1				
5221	Depository credit intermediation .....	296	1 980	8 089	21	5	7	5	3	1				
52211	Commercial banking .....	231	1 553	6 543	16	5	4	4	2	1				
522110	Commercial banking .....	231	1 553	6 543	16	5	4	4	2	1				
<b>53</b>	<b>Real estate &amp; rental &amp; leasing</b> .....	<b>98</b>	<b>385</b>	<b>1 909</b>	<b>29</b>	<b>22</b>	<b>4</b>	<b>2</b>	<b>1</b>					
<b>54</b>	<b>Professional, scientific &amp; technical services</b> .....	<b>379</b>	<b>2 298</b>	<b>9 637</b>	<b>70</b>	<b>45</b>	<b>15</b>	<b>9</b>		<b>1</b>				
541	Professional, scientific & technical services .....	379	2 298	9 637	70	45	15	9		1				
5412	Accounting, tax prep, bookkeep, payroll services .....	139	638	2 368	15	9	3	2		1				
54121	Accounting, tax prep, bookkeep, payroll services .....	139	638	2 368	15	9	3	2		1				
<b>55</b>	<b>Management of companies &amp; enterprises</b> .....	<b>(B)</b>	<b>(D)</b>	<b>(D)</b>	<b>3</b>	<b>1</b>		<b>2</b>						
<b>56</b>	<b>Admin, support, waste mgt, remediation services</b> .....	<b>265</b>	<b>1 201</b>	<b>5 193</b>	<b>40</b>	<b>26</b>	<b>7</b>	<b>6</b>		<b>1</b>				
561	Administrative & support services .....	227	1 013	4 047	32	20	6	5		1				
5613	Employment services .....	(C)	(D)	(D)	5	1		3		1				
<b>61</b>	<b>Educational services</b> .....	<b>91</b>	<b>321</b>	<b>1 397</b>	<b>11</b>	<b>6</b>		<b>4</b>	<b>1</b>					
<b>62</b>	<b>Health care and social assistance</b> .....	<b>2 897</b>	<b>20 833</b>	<b>84 911</b>	<b>111</b>	<b>40</b>	<b>27</b>	<b>20</b>	<b>10</b>	<b>8</b>	<b>4</b>	<b>1</b>	<b>1</b>	
621	Ambulatory health care services .....	806	8 858	38 040	47	22	12	7	2	2	1	1		
6211	Offices of physicians .....	333	5 259	22 137	12	7	2	1	1			1		
62111	Offices of physicians .....	333	5 259	22 137	12	7	2	1	1			1		
621111	Offices of physicians (exc mental health) .....	333	5 259	22 137	12	7	2	1	1			1		
6213	Offices of other health practitioners .....	127	1 121	4 486	18	11	5	1		1				
6214	Outpatient care centers .....	223	1 800	7 694	4	1			1	1	1			
62149	Other outpatient care centers .....	(C)	(D)	(D)	1						1			
622	Hospitals .....	(F)	(D)	(D)	2				1				1	
6221	General medical & surgical hospitals .....	(F)	(D)	(D)	2				1				1	
62211	General medical & surgical hospitals .....	(F)	(D)	(D)	2				1				1	

See footnotes at end of table.

**Table 6. Counties—Employees, Payroll, and Establishments by Industry: 2003—Con.**

[Excludes most government employees, railroad employees, and self-employed persons. Size class 1 to 4 includes establishments with payroll, but no employees, during mid-March pay period. (D) denotes figures withheld to avoid disclosing data for individual companies; the data are included in broader industry totals. Detailed industries with 100 or more employees are shown if industry was not a (D). For explanation of terms, abbreviations, and data reliability/comparability, see introductory text]

NAICS code	Industry	Number of employees for week including March 12	Payroll (\$1,000)		Total number of establishments	Number of establishments by employment-size class								
			First quarter	Annual		1 to 4	5 to 9	10 to 19	20 to 49	50 to 99	100 to 249	250 to 499	500 to 999	1,000 or more
<b>BELTRAMI—Con.</b>														
<b>62 Health care and social assistance—Con.</b>														
623	Nursing & residential care facilities .....	944	4 294	17 084	36	2	12	12	4	4	2	—	—	—
6231	Nursing care facilities .....	394	1 865	7 709	5	—	—	—	1	3	1	—	—	—
62311	Nursing care facilities .....	394	1 865	7 709	5	—	—	—	1	3	1	—	—	—
623110	Nursing care facilities .....	394	1 865	7 709	5	—	—	—	1	3	1	—	—	—
6232	Residential mental retardation, health facil .....	220	866	3 564	22	2	10	9	1	—	—	—	—	—
62321	Residential mental retardation facilities .....	220	866	3 564	22	2	10	9	1	—	—	—	—	—
623210	Residential mental retardation facilities .....	220	866	3 564	22	2	10	9	1	—	—	—	—	—
6233	Community care facilities for the elderly .....	(C)	(D)	(D)	5	—	2	1	1	—	1	—	—	—
62331	Community care facilities for the elderly .....	(C)	(D)	(D)	5	—	2	1	1	—	1	—	—	—
6239	Other residential care facilities .....	(C)	(D)	(D)	4	—	—	2	1	1	—	—	—	—
62399	Other residential care facilities .....	(C)	(D)	(D)	4	—	—	2	1	1	—	—	—	—
624	Social assistance .....	(E)	(D)	(D)	26	16	3	1	3	2	1	—	—	—
6241	Individual & family services .....	112	529	2 336	11	6	3	—	1	1	—	—	—	—
6243	Vocational rehabilitation services .....	(C)	(D)	(D)	2	—	—	—	—	1	1	—	—	—
62431	Vocational rehabilitation services .....	(C)	(D)	(D)	2	—	—	—	—	1	1	—	—	—
<b>71</b>	<b>Arts, entertainment &amp; recreation .....</b>	<b>323</b>	<b>1 202</b>	<b>4 800</b>	<b>30</b>	<b>16</b>	<b>7</b>	<b>4</b>	<b>2</b>	<b>—</b>	<b>1</b>	<b>—</b>	<b>—</b>	<b>—</b>
713	Amusement, gambling & recreation industries .....	296	1 106	4 368	22	11	4	4	2	—	1	—	—	—
7132	Gambling industries .....	(C)	(D)	(D)	1	—	—	—	—	—	1	—	—	—
71329	Other gambling industries .....	(C)	(D)	(D)	1	—	—	—	—	—	1	—	—	—
7139	Other amusement & recreation industries .....	(C)	(D)	(D)	17	8	3	4	2	—	—	—	—	—
<b>72</b>	<b>Accommodation &amp; food services .....</b>	<b>1 549</b>	<b>3 599</b>	<b>15 388</b>	<b>93</b>	<b>31</b>	<b>11</b>	<b>22</b>	<b>22</b>	<b>7</b>	<b>—</b>	<b>—</b>	<b>—</b>	<b>—</b>
721	Accommodation .....	252	600	2 773	23	14	—	5	3	1	—	—	—	—
7211	Traveler accommodation .....	(C)	(D)	(D)	16	7	—	5	3	1	—	—	—	—
72111	Hotels (exc casino hotels) & motels .....	242	579	2 625	14	5	—	5	3	1	—	—	—	—
721110	Hotels (exc casino hotels) & motels .....	242	579	2 625	14	5	—	5	3	1	—	—	—	—
722	Food services & drinking places .....	1 297	2 999	12 615	70	17	11	17	19	6	—	—	—	—
7221	Full-service restaurants .....	708	1 685	7 067	29	3	4	8	11	3	—	—	—	—
72211	Full-service restaurants .....	708	1 685	7 067	29	3	4	8	11	3	—	—	—	—
722110	Full-service restaurants .....	708	1 685	7 067	29	3	4	8	11	3	—	—	—	—
7222	Limited-service eating places .....	410	815	3 696	22	6	3	4	6	3	—	—	—	—
72221	Limited-service eating places .....	410	815	3 696	22	6	3	4	6	3	—	—	—	—
722211	Limited-service restaurants .....	374	734	3 337	17	4	2	2	6	3	—	—	—	—
<b>81</b>	<b>Other services (except public administration) .....</b>	<b>838</b>	<b>3 080</b>	<b>13 060</b>	<b>128</b>	<b>75</b>	<b>30</b>	<b>18</b>	<b>4</b>	<b>—</b>	<b>1</b>	<b>—</b>	<b>—</b>	<b>—</b>
811	Repair & maintenance .....	244	959	4 243	38	24	6	6	2	—	—	—	—	—
8111	Automotive repair & maintenance .....	(C)	(D)	(D)	30	17	6	6	1	—	—	—	—	—
812	Personal & laundry services .....	223	776	3 352	39	20	13	5	1	—	—	—	—	—
813	Religious, grantmaking, civic, prof & like organizations .....	371	1 345	5 465	51	31	11	7	1	—	1	—	—	—
8131	Religious organizations .....	261	861	3 423	30	19	6	3	1	—	1	—	—	—
81311	Religious organizations .....	261	861	3 423	30	19	6	3	1	—	1	—	—	—
813110	Religious organizations .....	261	861	3 423	30	19	6	3	1	—	1	—	—	—
<b>99</b>	<b>Unclassified establishments .....</b>	<b>1</b>	<b>4</b>	<b>11</b>	<b>4</b>	<b>4</b>	<b>—</b>	<b>—</b>	<b>—</b>	<b>—</b>	<b>—</b>	<b>—</b>	<b>—</b>	<b>—</b>
<b>BENTON</b>														
	<b>Total .....</b>	<b>13 581</b>	<b>88 452</b>	<b>391 569</b>	<b>913</b>	<b>455</b>	<b>172</b>	<b>141</b>	<b>94</b>	<b>29</b>	<b>17</b>	<b>4</b>	<b>1</b>	<b>—</b>
<b>11</b>	<b>Forestry, fishing, hunting, and agriculture support .....</b>	<b>(A)</b>	<b>(D)</b>	<b>(D)</b>	<b>1</b>	<b>1</b>	<b>—</b>	<b>—</b>	<b>—</b>	<b>—</b>	<b>—</b>	<b>—</b>	<b>—</b>	<b>—</b>
<b>23</b>	<b>Construction .....</b>	<b>1 611</b>	<b>13 788</b>	<b>77 991</b>	<b>202</b>	<b>127</b>	<b>36</b>	<b>22</b>	<b>13</b>	<b>3</b>	<b>—</b>	<b>1</b>	<b>—</b>	<b>—</b>
236	Construction of Buildings .....	358	2 736	12 281	62	36	12	10	4	—	—	—	—	—
2361	Residential Building Construction .....	212	1 227	5 678	44	28	9	6	1	—	—	—	—	—
23611	Residential Building Construction .....	212	1 227	5 678	44	28	9	6	1	—	—	—	—	—
236115	New Single-Family Housing Construction (except Operative Builders) .....	106	486	2 497	24	15	7	1	1	—	—	—	—	—
2362	Nonresidential Building Construction .....	146	1 509	6 603	18	8	3	4	3	—	—	—	—	—
23622	Commercial and Institutional Building Construction .....	146	1 509	6 603	18	8	3	4	3	—	—	—	—	—
236220	Commercial and Institutional Building Construction .....	146	1 509	6 603	18	8	3	4	3	—	—	—	—	—
237	Heavy and Civil Engineering Construction .....	440	4 229	31 891	14	9	1	1	1	1	—	1	—	—
2373	Highway, Street, and Bridge Construction .....	(E)	(D)	(D)	5	3	—	—	—	1	—	1	—	—
23731	Highway, Street, and Bridge Construction .....	(E)	(D)	(D)	5	3	—	—	—	1	—	1	—	—
238	Specialty Trade Contractors .....	813	6 823	33 819	126	82	23	11	8	2	—	—	—	—
2381	Foundation, Structure, and Building Exterior Contractors .....	244	1 527	8 380	48	34	8	2	4	—	—	—	—	—
2382	Building Equipment Contractors .....	419	4 277	18 814	37	19	7	6	3	2	—	—	—	—
23822	Plumbing, Heating, and Air-Conditioning Contractors .....	352	3 674	16 176	24	9	5	6	2	2	—	—	—	—
238220	Plumbing, Heating, and Air-Conditioning Contractors .....	352	3 674	16 176	24	9	5	6	2	2	—	—	—	—
2383	Building Finishing Contractors .....	127	860	3 856	26	15	7	3	1	—	—	—	—	—

See footnotes at end of table.

**Table 6. Counties—Employees, Payroll, and Establishments by Industry: 2003—Con.**

[Excludes most government employees, railroad employees, and self-employed persons. Size class 1 to 4 includes establishments with payroll, but no employees, during mid-March pay period. (D) denotes figures withheld to avoid disclosing data for individual companies; the data are included in broader industry totals. Detailed industries with 100 or more employees are shown if industry was not a (D). For explanation of terms, abbreviations, and data reliability/comparability, see introductory text]

NAICS code	Industry	Number of employees for week including March 12	Payroll (\$1,000)		Total number of establishments	Number of establishments by employment-size class									
			First quarter	Annual		1 to 4	5 to 9	10 to 19	20 to 49	50 to 99	100 to 249	250 to 499	500 to 999	1,000 or more	
<b>BENTON—Con.</b>															
<b>31-33</b>	<b>Manufacturing</b>	<b>3 992</b>	<b>32 900</b>	<b>136 074</b>	<b>74</b>	<b>14</b>	<b>12</b>	<b>8</b>	<b>22</b>	<b>9</b>	<b>6</b>	<b>2</b>	<b>1</b>	<b>-</b>	
311	Food mfg	717	6 121	26 458	7	1	1	2	-	1	1	1	-	-	
3116	Animal slaughtering & processing	(E)	(D)	(D)	4	1	-	1	-	1	1	-	-	-	
31161	Animal slaughtering & processing	(E)	(D)	(D)	4	1	-	1	-	1	1	-	-	-	
3118	Bakeries & tortilla mfg	(E)	(D)	(D)	2	-	-	1	-	-	-	1	-	-	
31181	Bread & bakery product mfg	(E)	(D)	(D)	2	-	-	1	-	-	-	1	-	-	
314	Textile product mills	102	515	2 190	6	1	2	1	1	1	-	-	-	-	
3149	Other textile product mills	102	515	2 190	6	1	2	1	1	1	-	-	-	-	
321	Wood product mfg	(E)	(D)	(D)	7	1	3	-	-	1	2	-	-	-	
3219	Other wood product mfg	(E)	(D)	(D)	7	1	3	-	-	1	2	-	-	-	
32191	Millwork	(E)	(D)	(D)	4	-	1	-	-	1	2	-	-	-	
323	Printing & related support activities	(F)	(D)	(D)	3	-	-	-	1	1	-	-	1	-	
3231	Printing & related support activities	(F)	(D)	(D)	3	-	-	-	1	1	-	-	1	-	
32311	Printing	(F)	(D)	(D)	3	-	-	-	1	1	-	-	1	-	
326	Plastics & rubber products mfg	126	1 000	4 155	4	-	1	-	3	-	-	-	-	-	
3261	Plastics product mfg	126	1 000	4 155	4	-	1	-	3	-	-	-	-	-	
327	Nonmetallic mineral product mfg	150	1 118	5 771	4	-	-	-	3	1	-	-	-	-	
332	Fabricated metal product mfg	201	1 491	6 295	9	3	1	1	3	1	-	-	-	-	
3323	Architectural & structural metals mfg	139	1 063	4 581	5	2	-	-	2	1	-	-	-	-	
33232	Ornamental & architectural metal prod mfg	(C)	(D)	(D)	3	1	-	-	1	1	-	-	-	-	
333	Machinery mfg	252	2 731	10 949	5	1	-	1	2	-	1	-	-	-	
3332	Industrial machinery mfg	(C)	(D)	(D)	2	-	-	1	-	-	1	-	-	-	
33321	Sawmill & woodworking machinery mfg	(C)	(D)	(D)	1	-	-	-	-	-	1	-	-	-	
336	Transportation equipment mfg	(C)	(D)	(D)	3	-	1	-	1	1	-	-	-	-	
337	Furniture & related product mfg	360	2 710	11 921	14	4	2	2	4	2	-	-	-	-	
3371	HH & institutional furniture & kitchen cabinet mfg	175	1 241	5 779	10	4	2	2	1	1	-	-	-	-	
33711	Wood kitchen cabinet & countertop mfg	(C)	(D)	(D)	8	2	2	2	1	1	-	-	-	-	
3372	Office furniture (including fixtures) mfg	185	1 469	6 142	4	-	-	-	3	1	-	-	-	-	
33721	Office furniture (including fixtures) mfg	185	1 469	6 142	4	-	-	-	3	1	-	-	-	-	
339	Miscellaneous mfg	788	5 990	23 544	6	1	-	-	2	-	2	1	-	-	
3391	Medical equipment & supplies mfg	(F)	(D)	(D)	4	-	-	-	1	-	2	1	-	-	
33911	Medical equipment & supplies mfg	(F)	(D)	(D)	4	-	-	-	1	-	2	1	-	-	
<b>42</b>	<b>Wholesale trade</b>	<b>929</b>	<b>8 113</b>	<b>31 170</b>	<b>45</b>	<b>16</b>	<b>11</b>	<b>7</b>	<b>5</b>	<b>4</b>	<b>2</b>	<b>-</b>	<b>-</b>	<b>-</b>	
423	Merchant Wholesalers, Durable Goods	597	5 741	20 813	37	15	9	5	4	3	1	-	-	-	
4233	Lumber and Other Construction Materials														
42331	Merchant Wholesalers	140	1 291	5 021	5	2	1	-	-	2	-	-	-	-	
	Lumber, Plywood, Millwork, and Wood Panel Merchant Wholesalers	(C)	(D)	(D)	2	-	-	-	-	2	-	-	-	-	
4237	Hardware, and Plumbing and Heating Equipment and Supplies Merchant Whole	129	1 713	4 961	7	3	2	-	1	1	-	-	-	-	
4238	Machinery, Equipment, and Supplies Merchant Wholesalers	125	1 138	4 861	11	4	1	4	2	-	-	-	-	-	
4239	Miscellaneous Durable Goods Merchant Wholesalers	159	1 239	4 298	4	1	1	-	1	-	1	-	-	-	
42391	Sporting and Recreational Goods and Supplies Merchant Wholesalers	(C)	(D)	(D)	1	-	-	-	-	-	1	-	-	-	
424	Merchant Wholesalers, Nondurable Goods	332	2 372	10 357	8	1	2	2	1	1	1	-	-	-	
4244	Grocery and Related Product Wholesalers	(C)	(D)	(D)	2	-	-	-	1	-	1	-	-	-	
42443	Dairy Product (except Dried or Canned) Merchant Wholesalers	(C)	(D)	(D)	1	-	-	-	-	-	1	-	-	-	
<b>44-45</b>	<b>Retail trade</b>	<b>1 990</b>	<b>8 924</b>	<b>38 219</b>	<b>131</b>	<b>49</b>	<b>28</b>	<b>35</b>	<b>13</b>	<b>1</b>	<b>5</b>	<b>-</b>	<b>-</b>	<b>-</b>	
441	Motor vehicle & parts dealers	331	2 166	9 599	25	9	6	4	6	-	-	-	-	-	
4411	Automobile dealers	146	1 067	4 755	8	2	3	-	3	-	-	-	-	-	
44111	New car dealers	135	995	4 439	4	-	1	-	3	-	-	-	-	-	
441110	New car dealers	135	995	4 439	4	-	1	-	3	-	-	-	-	-	
444	Bldg material & garden equip & supp dealers	178	1 165	5 362	18	9	1	5	3	-	-	-	-	-	
4441	Building material & supplies dealers	128	952	4 432	12	6	-	4	2	-	-	-	-	-	
445	Food & beverage stores	615	2 021	8 138	21	6	6	5	1	-	3	-	-	-	
4451	Grocery stores	523	1 678	6 636	6	-	1	1	1	-	3	-	-	-	
44511	Grocery (except convenience) stores	523	1 678	6 636	6	-	1	1	1	-	3	-	-	-	
445110	Grocery (except convenience) stores	523	1 678	6 636	6	-	1	1	1	-	3	-	-	-	
446	Health & personal care stores	113	571	2 209	6	-	1	2	3	-	-	-	-	-	
4461	Health & personal care stores	113	571	2 209	6	-	1	2	3	-	-	-	-	-	
44611	Pharmacies & drug stores	(C)	(D)	(D)	5	-	1	1	3	-	-	-	-	-	
447	Gasoline stations	215	759	3 209	21	2	6	13	-	-	-	-	-	-	
4471	Gasoline stations	215	759	3 209	21	2	6	13	-	-	-	-	-	-	
44711	Gasoline stations with convenience stores	(C)	(D)	(D)	17	-	6	11	-	-	-	-	-	-	
452	General merchandise stores	300	983	4 101	4	-	1	1	-	-	2	-	-	-	
4521	Department stores	(E)	(D)	(D)	2	-	-	-	-	-	2	-	-	-	
45211	Department stores	(E)	(D)	(D)	2	-	-	-	-	-	2	-	-	-	
454	Nonstore retailers	116	720	2 783	8	4	3	-	-	1	-	-	-	-	
4543	Direct selling establishments	116	720	2 783	8	4	3	-	-	1	-	-	-	-	

See footnotes at end of table.

**Table 6. Counties—Employees, Payroll, and Establishments by Industry: 2003—Con.**

[Excludes most government employees, railroad employees, and self-employed persons. Size class 1 to 4 includes establishments with payroll, but no employees, during mid-March pay period. (D) denotes figures withheld to avoid disclosing data for individual companies; the data are included in broader industry totals. Detailed industries with 100 or more employees are shown if industry was not a (D). For explanation of terms, abbreviations, and data reliability/comparability, see introductory text]

NAICS code	Industry	Number of employees for week including March 12	Payroll (\$1,000)		Total number of establishments	Number of establishments by employment-size class								
			First quarter	Annual		1 to 4	5 to 9	10 to 19	20 to 49	50 to 99	100 to 249	250 to 499	500 to 999	1,000 or more
<b>BENTON—Con.</b>														
<b>48-49</b>	<b>Transportation &amp; warehousing .....</b>	<b>289</b>	<b>1 792</b>	<b>8 783</b>	<b>39</b>	<b>28</b>	<b>1</b>	<b>5</b>	<b>4</b>	<b>1</b>	—	—	—	—
484	Truck transportation .....	154	1 140	6 270	30	23	1	4	2	—	—	—	—	—
4841	General freight trucking .....	100	856	3 868	21	17	—	2	2	—	—	—	—	—
<b>51</b>	<b>Information .....</b>	<b>141</b>	<b>1 148</b>	<b>4 771</b>	<b>10</b>	<b>4</b>	<b>1</b>	<b>3</b>	<b>1</b>	<b>1</b>	—	—	—	—
<b>52</b>	<b>Finance &amp; insurance .....</b>	<b>205</b>	<b>1 477</b>	<b>6 112</b>	<b>43</b>	<b>32</b>	<b>5</b>	<b>4</b>	<b>2</b>	—	—	—	—	—
522	Credit intermediation & related activities .....	130	979	3 861	16	8	4	2	2	—	—	—	—	—
5221	Depository credit intermediation .....	(C)	(D)	(D)	12	4	4	2	2	—	—	—	—	—
<b>53</b>	<b>Real estate &amp; rental &amp; leasing .....</b>	<b>228</b>	<b>960</b>	<b>4 085</b>	<b>29</b>	<b>22</b>	<b>6</b>	—	—	—	<b>1</b>	—	—	—
531	Real estate .....	197	812	3 472	24	21	2	—	—	—	1	—	—	—
5313	Activities related to real estate .....	168	676	2 811	8	6	1	—	—	—	1	—	—	—
53131	Real estate property managers .....	(C)	(D)	(D)	2	1	—	—	—	—	1	—	—	—
<b>54</b>	<b>Professional, scientific &amp; technical services .....</b>	<b>309</b>	<b>2 046</b>	<b>8 677</b>	<b>50</b>	<b>31</b>	<b>10</b>	<b>4</b>	<b>5</b>	—	—	—	—	—
541	Professional, scientific & technical services .....	309	2 046	8 677	50	31	10	4	5	—	—	—	—	—
<b>55</b>	<b>Management of companies &amp; enterprises .....</b>	<b>55</b>	<b>956</b>	<b>5 336</b>	<b>4</b>	<b>1</b>	<b>2</b>	—	<b>1</b>	—	—	—	—	—
<b>56</b>	<b>Admin, support, waste mgt, remediation services .....</b>	<b>482</b>	<b>3 403</b>	<b>16 283</b>	<b>44</b>	<b>26</b>	<b>10</b>	<b>4</b>	<b>1</b>	<b>2</b>	<b>1</b>	—	—	—
561	Administrative & support services .....	(E)	(D)	(D)	38	25	9	2	—	1	1	—	—	—
5614	Business support services .....	(C)	(D)	(D)	6	3	1	1	—	—	1	—	—	—
56144	Collection agencies .....	(C)	(D)	(D)	2	—	—	1	—	—	1	—	—	—
562	Waste management & remediation services .....	(C)	(D)	(D)	6	1	1	2	1	1	—	—	—	—
<b>61</b>	<b>Educational services .....</b>	<b>(B)</b>	<b>(D)</b>	<b>(D)</b>	<b>4</b>	<b>2</b>	<b>1</b>	—	—	<b>1</b>	—	—	—	—
<b>62</b>	<b>Health care and social assistance .....</b>	<b>1 554</b>	<b>7 822</b>	<b>31 652</b>	<b>64</b>	<b>19</b>	<b>15</b>	<b>17</b>	<b>7</b>	<b>3</b>	<b>2</b>	<b>1</b>	—	—
621	Ambulatory health care services .....	308	2 051	9 455	24	10	5	6	2	1	—	—	—	—
6216	Home health care services .....	(C)	(D)	(D)	2	—	—	—	1	1	—	—	—	—
62161	Home health care services .....	(C)	(D)	(D)	2	—	—	—	1	1	—	—	—	—
623	Nursing & residential care facilities .....	1 023	4 843	18 613	24	3	7	7	4	—	2	1	—	—
6231	Nursing care facilities .....	(F)	(D)	(D)	2	—	—	—	—	—	1	1	—	—
62311	Nursing care facilities .....	(F)	(D)	(D)	2	—	—	—	—	—	1	1	—	—
6232	Residential mental retardation, health facil .....	(C)	(D)	(D)	15	1	6	5	3	—	—	—	—	—
62321	Residential mental retardation facilities .....	137	454	1 913	13	1	6	4	2	—	—	—	—	—
623210	Residential mental retardation facilities .....	137	454	1 913	13	1	6	4	2	—	—	—	—	—
6233	Community care facilities for the elderly .....	299	1 421	5 373	5	1	—	2	1	—	1	—	—	—
62331	Community care facilities for the elderly .....	299	1 421	5 373	5	1	—	2	1	—	1	—	—	—
624	Social assistance .....	223	928	3 584	16	6	3	4	1	2	—	—	—	—
6241	Individual & family services .....	(C)	(D)	(D)	7	3	1	2	—	1	—	—	—	—
62419	Other individual & family services .....	105	267	1 105	6	2	1	2	—	1	—	—	—	—
624190	Other individual & family services .....	105	267	1 105	6	2	1	2	—	1	—	—	—	—
<b>71</b>	<b>Arts, entertainment &amp; recreation .....</b>	<b>(B)</b>	<b>(D)</b>	<b>(D)</b>	<b>15</b>	<b>10</b>	<b>3</b>	<b>1</b>	<b>1</b>	—	—	—	—	—
<b>72</b>	<b>Accommodation &amp; food services .....</b>	<b>1 004</b>	<b>2 154</b>	<b>9 392</b>	<b>55</b>	<b>13</b>	<b>6</b>	<b>19</b>	<b>14</b>	<b>3</b>	—	—	—	—
722	Food services & drinking places .....	942	2 031	8 881	49	11	5	17	13	3	—	—	—	—
7221	Full-service restaurants .....	320	758	3 087	12	1	1	4	5	1	—	—	—	—
72211	Full-service restaurants .....	320	758	3 087	12	1	1	4	5	1	—	—	—	—
722110	Full-service restaurants .....	320	758	3 087	12	1	1	4	5	1	—	—	—	—
7222	Limited-service eating places .....	479	979	4 511	24	4	3	9	6	2	—	—	—	—
72221	Limited-service eating places .....	479	979	4 511	24	4	3	9	6	2	—	—	—	—
<b>81</b>	<b>Other services (except public administration) .....</b>	<b>651</b>	<b>2 275</b>	<b>9 528</b>	<b>102</b>	<b>59</b>	<b>25</b>	<b>12</b>	<b>5</b>	<b>1</b>	—	—	—	—
811	Repair & maintenance .....	181	894	3 954	45	32	9	4	—	—	—	—	—	—
8111	Automotive repair & maintenance .....	126	679	2 760	32	23	6	3	—	—	—	—	—	—
813	Religious, grantmaking, civic, prof & like organizations .....	377	1 060	4 337	42	20	11	5	5	1	—	—	—	—
8131	Religious organizations .....	253	836	3 375	29	15	8	2	3	1	—	—	—	—
81311	Religious organizations .....	253	836	3 375	29	15	8	2	3	1	—	—	—	—
813110	Religious organizations .....	253	836	3 375	29	15	8	2	3	1	—	—	—	—
8134	Civic & social organizations .....	(C)	(D)	(D)	11	3	3	3	2	—	—	—	—	—
81341	Civic & social organizations .....	(C)	(D)	(D)	11	3	3	3	2	—	—	—	—	—
<b>99</b>	<b>Unclassified establishments .....</b>	<b>(A)</b>	<b>(D)</b>	<b>(D)</b>	<b>1</b>	<b>1</b>	—	—	—	—	—	—	—	—

See footnotes at end of table.



**Table 6. Counties—Employees, Payroll, and Establishments by Industry: 2003—Con.**

[Excludes most government employees, railroad employees, and self-employed persons. Size class 1 to 4 includes establishments with payroll, but no employees, during mid-March pay period. (D) denotes figures withheld to avoid disclosing data for individual companies; the data are included in broader industry totals. Detailed industries with 100 or more employees are shown if industry was not a (D). For explanation of terms, abbreviations, and data reliability/comparability, see introductory text]

NAICS code	Industry	Number of employees for week including March 12	Payroll (\$1,000)		Total number of establishments	Number of establishments by employment-size class								
			First quarter	Annual		1 to 4	5 to 9	10 to 19	20 to 49	50 to 99	100 to 249	250 to 499	500 to 999	1,000 or more
<b>BIG STONE</b>														
	<b>Total</b> .....	<b>1 475</b>	<b>6 313</b>	<b>27 730</b>	<b>206</b>	<b>135</b>	<b>42</b>	<b>13</b>	<b>13</b>	<b>1</b>	<b>2</b>	-	-	-
11	Forestry, fishing, hunting, and agriculture support .....	(A)	(D)	(D)	1	-	-	1	-	-	-	-	-	-
23	Construction .....	120	827	4 251	24	18	4	-	2	-	-	-	-	-
31-33	Manufacturing .....	(B)	(D)	(D)	6	5	1	-	-	-	-	-	-	-
42	Wholesale trade .....	76	732	2 901	12	7	3	1	1	-	-	-	-	-
44-45	Retail trade .....	294	992	4 064	35	19	8	4	3	1	-	-	-	-
48-49	Transportation & warehousing .....	25	106	442	9	8	1	-	-	-	-	-	-	-
51	Information .....	(B)	(D)	(D)	2	1	-	-	1	-	-	-	-	-
52	Finance & insurance .....	73	570	2 227	13	7	4	2	-	-	-	-	-	-
53	Real estate & rental & leasing .....	(A)	(D)	(D)	6	5	1	-	-	-	-	-	-	-
54	Professional, scientific & technical services .....	(B)	(D)	(D)	14	12	2	-	-	-	-	-	-	-
56	Admin, support, waste mgt, remediation services .....	(A)	(D)	(D)	4	4	-	-	-	-	-	-	-	-
62	Health care and social assistance .....	530	2 275	10 228	17	5	4	3	3	-	2	-	-	-
622	Hospitals .....	(E)	(D)	(D)	2	-	-	-	-	-	2	-	-	-
6221	General medical & surgical hospitals .....	(E)	(D)	(D)	2	-	-	-	-	-	2	-	-	-
62211	General medical & surgical hospitals .....	(E)	(D)	(D)	2	-	-	-	-	-	2	-	-	-
71	Arts, entertainment & recreation .....	(A)	(D)	(D)	6	5	1	-	-	-	-	-	-	-
72	Accommodation & food services .....	154	182	872	22	13	4	2	3	-	-	-	-	-
722	Food services & drinking places .....	(C)	(D)	(D)	19	10	4	2	3	-	-	-	-	-
7221	Full-service restaurants .....	105	118	578	9	2	4	-	3	-	-	-	-	-
72211	Full-service restaurants .....	105	118	578	9	2	4	-	3	-	-	-	-	-
722110	Full-service restaurants .....	105	118	578	9	2	4	-	3	-	-	-	-	-
81	Other services (except public administration) .....	90	161	700	32	23	9	-	-	-	-	-	-	-
99	Unclassified establishments .....	1	2	11	3	3	-	-	-	-	-	-	-	-
<b>BLUE EARTH</b>														
	<b>Total</b> .....	<b>32 463</b>	<b>193 726</b>	<b>819 200</b>	<b>1 903</b>	<b>886</b>	<b>395</b>	<b>310</b>	<b>177</b>	<b>73</b>	<b>50</b>	<b>9</b>	<b>1</b>	<b>2</b>
11	Forestry, fishing, hunting, and agriculture support .....	(B)	(D)	(D)	4	3	-	-	-	1	-	-	-	-
21	Mining .....	(A)	(D)	(D)	1	1	-	-	-	-	-	-	-	-
22	Utilities .....	186	3 512	14 609	6	2	-	-	3	1	-	-	-	-
221	Utilities .....	186	3 512	14 609	6	2	-	-	3	1	-	-	-	-
23	Construction .....	1 495	10 384	67 213	220	138	44	20	14	4	-	-	-	-
236	Construction of Buildings .....	306	2 023	11 263	62	46	8	4	3	1	-	-	-	-
2361	Residential Building Construction .....	200	926	4 922	53	42	7	1	3	-	-	-	-	-
23611	Residential Building Construction .....	200	926	4 922	53	42	7	1	3	-	-	-	-	-
236115	New Single-Family Housing Construction (except Operative Builders) .....	119	559	2 570	35	28	5	1	1	-	-	-	-	-
2362	Nonresidential Building Construction .....	106	1 097	6 341	9	4	1	3	-	1	-	-	-	-
23622	Commercial and Institutional Building Construction .....	106	1 097	6 341	9	4	1	3	-	1	-	-	-	-
236220	Commercial and Institutional Building Construction .....	106	1 097	6 341	9	4	1	3	-	1	-	-	-	-
237	Heavy and Civil Engineering Construction .....	192	1 213	18 158	23	13	6	3	-	1	-	-	-	-
2373	Highway, Street, and Bridge Construction .....	122	796	13 642	9	5	1	2	-	1	-	-	-	-
23731	Highway, Street, and Bridge Construction .....	122	796	13 642	9	5	1	2	-	1	-	-	-	-
237310	Highway, Street, and Bridge Construction .....	122	796	13 642	9	5	1	2	-	1	-	-	-	-
238	Specialty Trade Contractors .....	997	7 148	37 792	135	79	30	13	11	2	-	-	-	-
2381	Foundation, Structure, and Building Exterior Contractors .....	255	1 388	10 104	39	24	8	3	4	-	-	-	-	-
23817	Siding Contractors .....	109	654	4 268	6	2	-	2	2	-	-	-	-	-
238170	Siding Contractors .....	109	654	4 268	6	2	-	2	2	-	-	-	-	-
2382	Building Equipment Contractors .....	585	4 809	22 866	55	24	15	9	5	2	-	-	-	-
23821	Electrical Contractors .....	(C)	(D)	(D)	27	14	10	2	1	-	-	-	-	-
23822	Plumbing, Heating, and Air-Conditioning Contractors .....	417	3 558	17 109	27	10	5	6	4	2	-	-	-	-
238220	Plumbing, Heating, and Air-Conditioning Contractors .....	417	3 558	17 109	27	10	5	6	4	2	-	-	-	-
2383	Building Finishing Contractors .....	117	773	3 585	23	16	4	1	2	-	-	-	-	-

See footnotes at end of table.

**Table 6. Counties—Employees, Payroll, and Establishments by Industry: 2003—Con.**

[Excludes most government employees, railroad employees, and self-employed persons. Size class 1 to 4 includes establishments with payroll, but no employees, during mid-March pay period. (D) denotes figures withheld to avoid disclosing data for individual companies; the data are included in broader industry totals. Detailed industries with 100 or more employees are shown if industry was not a (D). For explanation of terms, abbreviations, and data reliability/comparability, see introductory text]

NAICS code	Industry	Number of employees for week including March 12	Payroll (\$1,000)		Total number of establishments	Number of establishments by employment-size class								
			First quarter	Annual		1 to 4	5 to 9	10 to 19	20 to 49	50 to 99	100 to 249	250 to 499	500 to 999	1,000 or more
<b>BLUE EARTH—Con.</b>														
<b>31-33</b>	<b>Manufacturing</b>	<b>4 137</b>	<b>37 288</b>	<b>155 194</b>	<b>86</b>	<b>22</b>	<b>13</b>	<b>9</b>	<b>12</b>	<b>15</b>	<b>14</b>	<b>1</b>	—	—
311	Food mfg	895	9 775	43 243	11	2	—	—	2	4	3	—	—	—
3111	Animal food mfg	354	4 292	19 151	3	—	—	—	—	2	1	—	—	—
31111	Animal food mfg	354	4 292	19 151	3	—	—	—	—	2	1	—	—	—
311119	Other animal food mfg	354	4 292	19 151	3	—	—	—	—	2	1	—	—	—
3112	Grain & oilseed milling	(E)	(D)	(D)	4	—	—	—	2	1	1	—	—	—
31122	Starch & vegetable fats & oils mfg	(E)	(D)	(D)	3	—	—	—	1	1	1	—	—	—
3119	Other food mfg	(C)	(D)	(D)	1	—	—	—	—	—	1	—	—	—
31199	All other food mfg	(C)	(D)	(D)	1	—	—	—	—	—	1	—	—	—
323	Printing & related support activities	221	1 577	4 834	8	4	1	—	1	2	—	—	—	—
3231	Printing & related support activities	221	1 577	4 834	8	4	1	—	1	2	—	—	—	—
32311	Printing	221	1 577	4 834	8	4	1	—	1	2	—	—	—	—
323110	Commercial lithographic printing	208	1 577	4 650	4	1	—	—	1	2	—	—	—	—
325	Chemical mfg	(C)	(D)	(D)	2	—	1	—	—	1	—	—	—	—
326	Plastics & rubber products mfg	506	3 955	16 914	7	—	—	2	1	2	2	—	—	—
3261	Plastics product mfg	506	3 955	16 914	7	—	—	2	1	2	2	—	—	—
32611	Unsupported plastics film, sheet, & bag mfg	(E)	(D)	(D)	6	—	—	2	1	2	1	—	—	—
32619	Other plastics product mfg	(C)	(D)	(D)	1	—	—	—	—	—	1	—	—	—
327	Nonmetallic mineral product mfg	188	1 520	8 176	7	1	2	2	1	—	1	—	—	—
3279	Other nonmetallic mineral product mfg	(C)	(D)	(D)	1	—	—	—	—	—	1	—	—	—
32799	All other nonmetallic mineral product mfg	(C)	(D)	(D)	1	—	—	—	—	—	1	—	—	—
331	Primary metal mfg	(C)	(D)	(D)	2	—	—	—	1	—	1	—	—	—
3315	Foundries	(C)	(D)	(D)	1	—	—	—	—	—	1	—	—	—
33151	Ferrous metal foundries	(C)	(D)	(D)	1	—	—	—	—	—	1	—	—	—
332	Fabricated metal product mfg	383	3 458	13 778	15	5	4	1	2	2	1	—	—	—
3324	Boiler, tank & shipping container mfg	(C)	(D)	(D)	1	—	—	—	—	—	1	—	—	—
33243	Light gauge metal container mfg	(C)	(D)	(D)	1	—	—	—	—	—	1	—	—	—
333	Machinery mfg	800	6 416	26 069	9	2	—	1	1	2	2	1	—	—
3331	Ag, construction & mining machinery mfg	(C)	(D)	(D)	3	1	—	—	—	1	1	—	—	—
33311	Agricultural implement mfg	(C)	(D)	(D)	2	1	—	—	—	—	1	—	—	—
3336	Engine, turbine & power transmsn equip mfg	(E)	(D)	(D)	1	—	—	—	—	—	—	1	—	—
33361	Engine, turbine & power transmsn equip mfg	(E)	(D)	(D)	1	—	—	—	—	—	—	1	—	—
3339	Other general purpose machinery mfg	(E)	(D)	(D)	3	1	—	—	—	1	1	—	—	—
33392	Material handling equipment mfg	(C)	(D)	(D)	1	—	—	—	—	—	1	—	—	—
334	Computer & electronic product mfg	281	2 427	9 311	4	1	—	—	1	1	1	—	—	—
3344	Semiconductor & oth electronic component mfg	281	2 427	9 311	4	1	—	—	1	1	1	—	—	—
33441	Semiconductor & oth electronic component mfg	281	2 427	9 311	4	1	—	—	1	1	1	—	—	—
335	Electrical equip, appliance & component mfg	294	2 260	10 397	3	—	—	—	1	—	2	—	—	—
3353	Electrical equipment mfg	294	2 260	10 397	3	—	—	—	1	—	2	—	—	—
33531	Electrical equipment mfg	294	2 260	10 397	3	—	—	—	1	—	2	—	—	—
336	Transportation equipment mfg	(C)	(D)	(D)	3	1	—	1	—	—	1	—	—	—
3362	Motor vehicle body & trailer mfg	(C)	(D)	(D)	1	—	—	—	—	—	1	—	—	—
33621	Motor vehicle body & trailer mfg	(C)	(D)	(D)	1	—	—	—	—	—	1	—	—	—
<b>42</b>	<b>Wholesale trade</b>	<b>1 596</b>	<b>13 056</b>	<b>52 359</b>	<b>108</b>	<b>45</b>	<b>24</b>	<b>20</b>	<b>11</b>	<b>5</b>	<b>3</b>	—	—	—
423	Merchant Wholesalers, Durable Goods	790	6 662	27 509	57	23	15	10	7	—	2	—	—	—
4231	Motor Vehicle and Motor Vehicle Parts and Supplies Merchant Wholesalers	299	2 562	11 183	13	3	2	4	3	—	1	—	—	—
42311	Automobile and Other Motor Vehicle Merchant Wholesalers	268	2 293	9 996	9	2	—	3	3	—	1	—	—	—
423110	Automobile and Other Motor Vehicle Merchant Wholesalers	268	2 293	9 996	9	2	—	3	3	—	1	—	—	—
4238	Machinery, Equipment, and Supplies Merchant Wholesalers	113	857	3 846	13	5	6	1	1	—	—	—	—	—
4239	Miscellaneous Durable Goods Merchant Wholesalers	203	1 519	6 695	8	5	—	1	1	—	1	—	—	—
42399	Other Miscellaneous Durable Goods Merchant Wholesalers	(C)	(D)	(D)	3	2	—	—	—	—	1	—	—	—
424	Merchant Wholesalers, Nondurable Goods	(F)	(D)	(D)	47	20	8	9	4	5	1	—	—	—
4244	Grocery and Related Product Wholesalers	249	1 664	6 687	7	2	1	1	—	2	1	—	—	—
42449	Other Grocery and Related Products Merchant Wholesalers	(C)	(D)	(D)	4	2	—	—	—	1	1	—	—	—
4245	Farm Product Raw Material Merchant Wholesalers	115	765	3 349	16	10	2	2	2	—	—	—	—	—
42451	Grain and Field Bean Merchant Wholesalers	109	717	3 163	12	6	2	2	2	—	—	—	—	—
424510	Grain and Field Bean Merchant Wholesalers	109	717	3 163	12	6	2	2	2	—	—	—	—	—
4249	Miscellaneous Nondurable Goods Merchant Wholesalers	260	1 717	7 334	13	5	4	1	1	2	—	—	—	—

See footnotes at end of table.

**Table 6. Counties—Employees, Payroll, and Establishments by Industry: 2003—Con.**

[Excludes most government employees, railroad employees, and self-employed persons. Size class 1 to 4 includes establishments with payroll, but no employees, during mid-March pay period. (D) denotes figures withheld to avoid disclosing data for individual companies; the data are included in broader industry totals. Detailed industries with 100 or more employees are shown if industry was not a (D). For explanation of terms, abbreviations, and data reliability/comparability, see introductory text]

NAICS code	Industry	Number of employees for week including March 12	Payroll (\$1,000)		Total number of establishments	Number of establishments by employment-size class								
			First quarter	Annual		1 to 4	5 to 9	10 to 19	20 to 49	50 to 99	100 to 249	250 to 499	500 to 999	1,000 or more
<b>BLUE EARTH—Con.</b>														
<b>44-45</b>	<b>Retail trade</b> .....	<b>5 653</b>	<b>23 867</b>	<b>99 534</b>	<b>362</b>	<b>118</b>	<b>108</b>	<b>87</b>	<b>29</b>	<b>9</b>	<b>9</b>	<b>2</b>	—	—
441	Motor vehicle & parts dealers .....	649	4 429	18 885	46	16	13	8	5	4	—	—	—	—
4411	Automobile dealers .....	377	2 843	11 869	15	5	2	2	2	4	—	—	—	—
44111	New car dealers .....	365	2 759	11 532	10	1	1	2	2	4	—	—	—	—
441110	New car dealers .....	365	2 759	11 532	10	1	1	2	2	4	—	—	—	—
4413	Automotive parts, accessories & tire stores .....	225	1 316	5 625	26	9	10	5	2	—	—	—	—	—
44131	Automotive parts, accessories & tire stores .....	135	657	2 695	18	6	8	3	1	—	—	—	—	—
441310	Automotive parts, accessories & tire stores .....	135	657	2 695	18	6	8	3	1	—	—	—	—	—
442	Furniture & home furnishing stores .....	140	693	3 374	19	8	6	4	1	—	—	—	—	—
443	Electronics & appliance stores .....	249	1 574	5 921	21	9	5	4	2	1	—	—	—	—
4431	Electronics & appliance stores .....	249	1 574	5 921	21	9	5	4	2	1	—	—	—	—
44311	Appliance, TV & all other electronics stores .....	209	1 449	5 439	15	8	1	3	2	1	—	—	—	—
443112	Radio, television & other electronics stores .....	160	1 048	4 151	8	4	1	—	2	1	—	—	—	—
444	Bldg material & garden equip & supp dealers .....	525	2 736	12 191	33	12	12	5	2	—	2	—	—	—
4441	Building material & supplies dealers .....	456	2 380	10 279	23	7	10	3	1	—	2	—	—	—
44411	Home centers .....	302	1 403	5 875	3	—	—	1	—	—	2	—	—	—
444110	Home centers .....	302	1 403	5 875	3	—	—	1	—	—	2	—	—	—
445	Food & beverage stores .....	889	3 060	12 483	26	10	4	4	4	1	2	1	—	—
4451	Grocery stores .....	743	2 597	10 467	7	1	—	—	2	1	2	1	—	—
44511	Grocery (except convenience) stores .....	743	2 597	10 467	7	1	—	—	2	1	2	1	—	—
445110	Grocery (except convenience) stores .....	743	2 597	10 467	7	1	—	—	2	1	2	1	—	—
446	Health & personal care stores .....	208	785	3 110	25	9	7	7	2	—	—	—	—	—
4461	Health & personal care stores .....	208	785	3 110	25	9	7	7	2	—	—	—	—	—
447	Gasoline stations .....	393	1 123	4 681	40	5	17	17	1	—	—	—	—	—
4471	Gasoline stations .....	393	1 123	4 681	40	5	17	17	1	—	—	—	—	—
44711	Gasoline stations with convenience stores .....	345	974	4 046	32	1	14	16	1	—	—	—	—	—
447110	Gasoline stations with convenience stores .....	345	974	4 046	32	1	14	16	1	—	—	—	—	—
448	Clothing & clothing accessories stores .....	554	1 539	6 560	57	11	20	22	4	—	—	—	—	—
4481	Clothing stores .....	406	949	4 110	36	3	13	16	4	—	—	—	—	—
44812	Women's clothing stores .....	125	293	1 108	12	—	4	8	—	—	—	—	—	—
448120	Women's clothing stores .....	125	293	1 108	12	—	4	8	—	—	—	—	—	—
44814	Family clothing stores .....	152	341	1 724	9	—	3	3	3	—	—	—	—	—
448140	Family clothing stores .....	152	341	1 724	9	—	3	3	3	—	—	—	—	—
451	Sporting goods, hobby, book & music stores .....	344	1 409	5 152	26	7	9	6	3	1	—	—	—	—
4511	Sporting goods, hobby, musical instrument stores .....	243	1 140	3 967	19	6	7	3	2	1	—	—	—	—
45111	Sporting goods stores .....	103	692	2 236	7	5	1	—	—	1	—	—	—	—
451110	Sporting goods stores .....	103	692	2 236	7	5	1	—	—	1	—	—	—	—
4512	Book, periodical & music stores .....	101	269	1 185	7	1	2	3	1	—	—	—	—	—
452	General merchandise stores .....	1 309	5 119	21 333	11	—	3	—	—	2	5	1	—	—
4521	Department stores .....	(F)	(D)	(D)	6	—	—	—	—	2	4	—	—	—
45211	Department stores .....	(F)	(D)	(D)	6	—	—	—	—	2	4	—	—	—
452112	Discount Department Stores .....	417	1 379	5 627	3	—	—	—	—	1	2	—	—	—
4529	Other general merchandise stores .....	(F)	(D)	(D)	5	—	3	—	—	—	1	1	—	—
45291	Warehouse clubs & superstores .....	(F)	(D)	(D)	2	—	—	—	—	—	1	1	—	—
453	Miscellaneous store retailers .....	329	1 035	4 290	43	22	8	9	4	—	—	—	—	—
4532	Office supplies, stationery & gift stores .....	(C)	(D)	(D)	22	10	4	6	2	—	—	—	—	—
45322	Gift, novelty & souvenir stores .....	146	419	1 452	19	8	4	6	1	—	—	—	—	—
453220	Gift, novelty & souvenir stores .....	146	419	1 452	19	8	4	6	1	—	—	—	—	—
4539	Other miscellaneous store retailers .....	108	385	1 713	14	7	3	3	1	—	—	—	—	—
<b>48-49</b>	<b>Transportation &amp; warehousing</b> .....	<b>638</b>	<b>2 901</b>	<b>12 069</b>	<b>59</b>	<b>29</b>	<b>10</b>	<b>8</b>	<b>11</b>	<b>1</b>	—	—	—	—
484	Truck transportation .....	189	1 149	5 292	32	21	6	2	3	—	—	—	—	—
4841	General freight trucking .....	126	809	3 680	15	9	3	—	3	—	—	—	—	—
48412	General freight trucking, long-distance .....	114	729	3 319	11	6	2	—	3	—	—	—	—	—
485	Transit & ground passenger transportation .....	290	687	2 493	14	2	2	4	5	1	—	—	—	—
4854	School & employee bus transportation .....	187	420	1 485	7	1	—	2	3	1	—	—	—	—
48541	School & employee bus transportation .....	187	420	1 485	7	1	—	2	3	1	—	—	—	—
485410	School & employee bus transportation .....	187	420	1 485	7	1	—	2	3	1	—	—	—	—
<b>51</b>	<b>Information</b> .....	<b>1 083</b>	<b>11 921</b>	<b>42 187</b>	<b>34</b>	<b>14</b>	<b>5</b>	<b>5</b>	<b>5</b>	<b>2</b>	<b>2</b>	<b>1</b>	—	—
511	Publishing industries .....	217	1 248	5 555	8	6	—	—	1	—	1	—	—	—
5111	Newspaper, periodical, book, database publishers .....	217	1 248	5 555	8	6	—	—	1	—	1	—	—	—
51111	Newspaper publishers .....	(C)	(D)	(D)	3	2	—	—	—	—	1	—	—	—
517	Telecommunications .....	657	8 664	29 546	9	—	2	2	2	1	1	1	—	—
5171	Wired Telecommunications Carriers .....	(E)	(D)	(D)	3	—	—	—	1	1	1	—	—	—
51711	Wired Telecommunications Carriers .....	(E)	(D)	(D)	3	—	—	—	1	1	1	—	—	—
5172	Wireless Telecommunications Carriers (except Satellite) .....	(E)	(D)	(D)	4	—	2	1	—	—	—	1	—	—
51721	Wireless Telecommunications Carriers (except Satellite) .....	(E)	(D)	(D)	4	—	2	1	—	—	—	1	—	—
518	Internet Service Providers, Web Search Portals, and Data Processing Serv .....	118	1 556	5 377	5	1	2	—	1	1	—	—	—	—

See footnotes at end of table.

**Table 6. Counties—Employees, Payroll, and Establishments by Industry: 2003—Con.**

[Excludes most government employees, railroad employees, and self-employed persons. Size class 1 to 4 includes establishments with payroll, but no employees, during mid-March pay period. (D) denotes figures withheld to avoid disclosing data for individual companies; the data are included in broader industry totals. Detailed industries with 100 or more employees are shown if industry was not a (D). For explanation of terms, abbreviations, and data reliability/comparability, see introductory text]

NAICS code	Industry	Number of employees for week including March 12	Payroll (\$1,000)		Total number of establishments	Number of establishments by employment-size class								
			First quarter	Annual		1 to 4	5 to 9	10 to 19	20 to 49	50 to 99	100 to 249	250 to 499	500 to 999	1,000 or more
<b>BLUE EARTH—Con.</b>														
<b>52</b>	<b>Finance &amp; insurance</b> .....	<b>843</b>	<b>10 020</b>	<b>36 081</b>	<b>144</b>	<b>100</b>	<b>21</b>	<b>16</b>	<b>5</b>	<b>1</b>	<b>1</b>	—	—	—
522	Credit intermediation & related activities .....	574	7 576	26 092	42	12	12	11	5	1	1	—	—	—
5221	Depository credit intermediation .....	395	3 379	13 247	28	3	9	10	5	1	—	—	—	—
52211	Commercial banking .....	344	3 028	11 543	21	1	6	8	5	1	—	—	—	—
522110	Commercial banking .....	344	3 028	11 543	21	1	6	8	5	1	—	—	—	—
5222	Nondepository credit intermediation .....	(C)	(D)	(D)	13	8	3	1	—	—	1	—	—	—
52229	Other nondepository credit intermediation .....	(C)	(D)	(D)	12	7	3	1	—	—	1	—	—	—
524	Insurance carriers & related activities .....	218	1 816	7 314	79	68	7	4	—	—	—	—	—	—
5242	Agencies & other insurance related activities ...	184	1 299	5 559	70	62	5	3	—	—	—	—	—	—
52421	Insurance agencies & brokerages .....	174	1 248	5 392	65	57	5	3	—	—	—	—	—	—
524210	Insurance agencies & brokerages .....	174	1 248	5 392	65	57	5	3	—	—	—	—	—	—
<b>53</b>	<b>Real estate &amp; rental &amp; leasing</b> .....	<b>384</b>	<b>2 067</b>	<b>9 191</b>	<b>69</b>	<b>45</b>	<b>13</b>	<b>8</b>	<b>2</b>	<b>1</b>	—	—	—	—
531	Real estate .....	317	1 743	7 548	57	38	11	5	2	1	—	—	—	—
5311	Lessors of real estate .....	133	639	2 721	30	22	5	1	2	—	—	—	—	—
5313	Activities related to real estate .....	127	693	2 972	9	3	2	3	—	1	—	—	—	—
53131	Real estate property managers .....	111	571	2 474	5	1	—	3	—	1	—	—	—	—
<b>54</b>	<b>Professional, scientific &amp; technical services</b> .....	<b>824</b>	<b>6 666</b>	<b>31 078</b>	<b>132</b>	<b>77</b>	<b>26</b>	<b>23</b>	<b>4</b>	<b>2</b>	—	—	—	—
541	Professional, scientific & technical services .....	824	6 666	31 078	132	77	26	23	4	2	—	—	—	—
5411	Legal services .....	152	1 146	5 077	29	19	4	5	1	—	—	—	—	—
54111	Offices of lawyers .....	149	1 122	4 959	26	16	4	5	1	—	—	—	—	—
541110	Offices of lawyers .....	149	1 122	4 959	26	16	4	5	1	—	—	—	—	—
5412	Accounting, tax prep, bookkeep, payroll services .....	219	1 627	7 055	32	18	5	7	1	1	—	—	—	—
54121	Accounting, tax prep, bookkeep, payroll services .....	219	1 627	7 055	32	18	5	7	1	1	—	—	—	—
541211	Offices of certified public accountants .....	155	1 442	6 356	17	8	2	6	—	1	—	—	—	—
5413	Architectural, engineering & related services ...	245	2 632	13 766	19	7	3	7	1	1	—	—	—	—
54133	Engineering services .....	204	2 272	11 999	12	4	1	5	1	1	—	—	—	—
541330	Engineering services .....	204	2 272	11 999	12	4	1	5	1	1	—	—	—	—
<b>55</b>	<b>Management of companies &amp; enterprises</b> .....	<b>589</b>	<b>6 456</b>	<b>26 466</b>	<b>13</b>	<b>6</b>	—	—	<b>4</b>	<b>1</b>	<b>1</b>	<b>1</b>	—	—
551	Management of companies & enterprises .....	589	6 456	26 466	13	6	—	—	4	1	1	1	—	—
5511	Management of companies & enterprises .....	589	6 456	26 466	13	6	—	—	4	1	1	1	—	—
55111	Management of companies & enterprises .....	589	6 456	26 466	13	6	—	—	4	1	1	1	—	—
551114	Corp, subsidiary & regional managing offices .....	560	6 175	24 734	8	2	—	—	3	1	1	1	—	—
<b>56</b>	<b>Admin, support, waste mgt, remediation services</b> .....	<b>1 598</b>	<b>6 211</b>	<b>23 940</b>	<b>70</b>	<b>37</b>	<b>10</b>	<b>10</b>	<b>6</b>	<b>5</b>	<b>1</b>	—	<b>1</b>	—
561	Administrative & support services .....	1 476	5 055	20 006	61	34	7	9	5	4	1	—	1	—
5613	Employment services .....	966	2 437	8 542	9	2	—	—	2	4	—	—	1	—
56132	Temporary help services .....	808	1 682	5 349	5	1	—	—	1	2	—	—	1	—
561320	Temporary help services .....	808	1 682	5 349	5	1	—	—	1	2	—	—	1	—
56133	Employee leasing services .....	(C)	(D)	(D)	2	—	—	—	1	1	—	—	—	—
5617	Services to buildings & dwellings .....	328	1 820	8 300	30	21	4	2	2	—	1	—	—	—
56172	Janitorial services .....	101	358	1 478	10	5	2	1	2	—	—	—	—	—
561720	Janitorial services .....	101	358	1 478	10	5	2	1	2	—	—	—	—	—
56173	Landscaping services .....	222	1 449	6 681	16	12	2	1	—	—	1	—	—	—
561730	Landscaping services .....	222	1 449	6 681	16	12	2	1	—	—	1	—	—	—
562	Waste management & remediation services .....	122	1 156	3 934	9	3	3	1	1	1	—	—	—	—
<b>61</b>	<b>Educational services</b> .....	<b>732</b>	<b>2 258</b>	<b>8 956</b>	<b>20</b>	<b>8</b>	<b>5</b>	<b>2</b>	<b>3</b>	—	<b>1</b>	<b>1</b>	—	—
611	Educational services .....	732	2 258	8 956	20	8	5	2	3	—	1	1	—	—
6111	Elementary & secondary schools .....	214	772	2 919	5	1	1	1	1	—	1	—	—	—
61111	Elementary & secondary schools .....	214	772	2 919	5	1	1	1	1	—	1	—	—	—
611110	Elementary & secondary schools .....	214	772	2 919	5	1	1	1	1	—	1	—	—	—
6113	Colleges, universities & professional schools ...	(E)	(D)	(D)	1	—	—	—	—	—	—	1	—	—
61131	Colleges, universities & professional schools ...	(E)	(D)	(D)	1	—	—	—	—	—	—	1	—	—
<b>62</b>	<b>Health care and social assistance</b> .....	<b>6 399</b>	<b>41 411</b>	<b>175 623</b>	<b>181</b>	<b>58</b>	<b>47</b>	<b>38</b>	<b>22</b>	<b>7</b>	<b>6</b>	<b>1</b>	—	<b>2</b>
621	Ambulatory health care services .....	1 421	16 977	73 209	89	41	20	14	10	3	—	1	—	—
6211	Offices of physicians .....	834	12 427	51 764	12	1	1	2	5	2	—	1	—	—
62111	Offices of physicians .....	834	12 427	51 764	12	1	1	2	5	2	—	1	—	—
6212	Offices of dentists .....	233	2 163	10 324	30	8	16	4	2	—	—	—	—	—
62121	Offices of dentists .....	233	2 163	10 324	30	8	16	4	2	—	—	—	—	—
621210	Offices of dentists .....	233	2 163	10 324	30	8	16	4	2	—	—	—	—	—
6213	Offices of other health practitioners .....	125	767	3 532	34	29	1	4	—	—	—	—	—	—
6216	Home health care services .....	117	457	1 759	6	2	1	1	1	1	—	—	—	—
62161	Home health care services .....	117	457	1 759	6	2	1	1	1	1	—	—	—	—
621610	Home health care services .....	117	457	1 759	6	2	1	1	1	1	—	—	—	—
622	Hospitals .....	(G)	(D)	(D)	1	—	—	—	—	—	—	—	—	1
6221	General medical & surgical hospitals .....	(G)	(D)	(D)	1	—	—	—	—	—	—	—	—	1
62211	General medical & surgical hospitals .....	(G)	(D)	(D)	1	—	—	—	—	—	—	—	—	1

See footnotes at end of table.

**Table 6. Counties—Employees, Payroll, and Establishments by Industry: 2003—Con.**

[Excludes most government employees, railroad employees, and self-employed persons. Size class 1 to 4 includes establishments with payroll, but no employees, during mid-March pay period. (D) denotes figures withheld to avoid disclosing data for individual companies; the data are included in broader industry totals. Detailed industries with 100 or more employees are shown if industry was not a (D). For explanation of terms, abbreviations, and data reliability/comparability, see introductory text]

NAICS code	Industry	Number of employees for week including March 12	Payroll (\$1,000)		Total number of establishments	Number of establishments by employment-size class								
			First quarter	Annual		1 to 4	5 to 9	10 to 19	20 to 49	50 to 99	100 to 249	250 to 499	500 to 999	1,000 or more
<b>BLUE EARTH—Con.</b>														
<b>62 Health care and social assistance—Con.</b>														
623	Nursing & residential care facilities .....	(G)	(D)	(D)	48	6	10	17	7	3	5	-	-	-
6231	Nursing care facilities .....	629	2 898	11 665	8	1	-	-	1	2	4	-	-	-
62311	Nursing care facilities .....	629	2 898	11 665	8	1	-	-	1	2	4	-	-	-
623110	Nursing care facilities .....	629	2 898	11 665	8	1	-	-	1	2	4	-	-	-
6232	Residential mental retardation, health facil .....	(F)	(D)	(D)	31	4	10	13	2	1	1	-	-	-
62321	Residential mental retardation facilities .....	567	2 333	9 312	28	4	10	11	1	1	1	-	-	-
623210	Residential mental retardation facilities .....	567	2 333	9 312	28	4	10	11	1	1	1	-	-	-
6233	Community care facilities for the elderly .....	(C)	(D)	(D)	8	1	-	3	4	-	-	-	-	-
62331	Community care facilities for the elderly .....	(C)	(D)	(D)	8	1	-	3	4	-	-	-	-	-
624	Social assistance .....	1 916	6 125	24 955	43	11	17	7	5	1	1	-	-	1
6241	Individual & family services .....	374	2 041	8 330	24	5	10	6	1	1	1	-	-	-
62419	Other individual & family services .....	252	1 454	5 896	11	3	5	-	1	1	1	-	-	-
624190	Other individual & family services .....	252	1 454	5 896	11	3	5	-	1	1	1	-	-	-
6243	Vocational rehabilitation services .....	(G)	(D)	(D)	5	1	3	-	-	-	-	-	-	1
62431	Vocational rehabilitation services .....	(G)	(D)	(D)	5	1	3	-	-	-	-	-	-	1
6244	Child day care services .....	124	216	871	10	4	2	1	3	-	-	-	-	-
62441	Child day care services .....	124	216	871	10	4	2	1	3	-	-	-	-	-
624410	Child day care services .....	124	216	871	10	4	2	1	3	-	-	-	-	-
<b>71 Arts, entertainment &amp; recreation .....</b>														
713	Amusement, gambling & recreation industries .....	557	1 174	4 033	19	7	3	1	4	1	3	-	-	-
7139	Other amusement & recreation industries .....	(F)	(D)	(D)	18	7	2	1	4	1	3	-	-	-
71392	Skating facilities .....	(C)	(D)	(D)	1	-	-	-	-	-	1	-	-	-
71394	Fitness & recreational sports centers .....	265	497	1 768	8	3	1	1	1	-	2	-	-	-
713940	Fitness & recreational sports centers .....	265	497	1 768	8	3	1	1	1	-	2	-	-	-
<b>72 Accommodation &amp; food services .....</b>														
721	Accommodation .....	228	484	2 311	11	3	1	5	1	-	1	-	-	-
7211	Traveler accommodation .....	(C)	(D)	(D)	10	2	1	5	1	-	1	-	-	-
72111	Hotels (exc casino hotels) & motels .....	(C)	(D)	(D)	10	2	1	5	1	-	1	-	-	-
722	Food services & drinking places .....	3 655	7 510	31 706	135	31	15	34	32	16	6	1	-	-
7221	Full-service restaurants .....	1 550	3 615	15 429	53	14	5	5	16	11	2	-	-	-
72211	Full-service restaurants .....	1 550	3 615	15 429	53	14	5	5	16	11	2	-	-	-
722110	Full-service restaurants .....	1 550	3 615	15 429	53	14	5	5	16	11	2	-	-	-
7222	Limited-service eating places .....	1 507	2 803	11 789	58	9	7	19	15	5	3	-	-	-
72221	Limited-service eating places .....	1 507	2 803	11 789	58	9	7	19	15	5	3	-	-	-
722211	Limited-service restaurants .....	1 269	2 371	9 897	45	6	4	14	15	4	2	-	-	-
7223	Special food services .....	428	828	3 371	7	2	1	2	-	-	1	1	-	-
72231	Food service contractors .....	(E)	(D)	(D)	5	2	-	1	-	-	1	1	-	-
7224	Drinking places (alcoholic beverages) .....	170	264	1 117	17	6	2	8	1	-	-	-	-	-
72241	Drinking places (alcoholic beverages) .....	170	264	1 117	17	6	2	8	1	-	-	-	-	-
722410	Drinking places (alcoholic beverages) .....	170	264	1 117	17	6	2	8	1	-	-	-	-	-
<b>81 Other services (except public administration) .....</b>														
811	Repair & maintenance .....	317	1 869	7 600	63	39	16	6	2	-	-	-	-	-
8111	Automotive repair & maintenance .....	241	1 407	5 660	47	30	10	5	2	-	-	-	-	-
81111	Automotive mechanical & electrical R&M .....	101	645	2 609	26	18	5	3	-	-	-	-	-	-
812	Personal & laundry services .....	324	1 557	6 647	56	41	9	3	2	-	1	-	-	-
8121	Personal care services .....	143	530	2 150	31	23	5	1	2	-	-	-	-	-
81211	Hair, nail & skin care services .....	123	485	1 977	25	18	5	-	2	-	-	-	-	-
812112	Beauty salons .....	112	452	1 830	22	15	5	-	2	-	-	-	-	-
8123	Drycleaning & laundry services .....	119	713	2 927	9	7	1	-	-	-	1	-	-	-
81233	Linen & uniform supply .....	(C)	(D)	(D)	1	-	-	-	-	-	1	-	-	-
813	Religious, grantmaking, civic, prof & like organizations .....	1 116	2 704	10 413	89	44	23	14	5	1	1	1	-	-
8131	Religious organizations .....	564	1 723	6 738	51	23	16	10	1	-	1	-	-	-
81311	Religious organizations .....	564	1 723	6 738	51	23	16	10	1	-	1	-	-	-
813110	Religious organizations .....	564	1 723	6 738	51	23	16	10	1	-	1	-	-	-
8134	Civic & social organizations .....	482	695	2 524	20	9	2	3	4	1	-	1	-	-
81341	Civic & social organizations .....	482	695	2 524	20	9	2	3	4	1	-	1	-	-
813410	Civic & social organizations .....	482	695	2 524	20	9	2	3	4	1	-	1	-	-
99	Unclassified establishments .....	13	31	140	10	9	1	-	-	-	-	-	-	-
<b>BROWN</b>														
<b>Total .....</b>		<b>12 903</b>	<b>76 177</b>	<b>322 858</b>	<b>788</b>	<b>419</b>	<b>140</b>	<b>114</b>	<b>62</b>	<b>32</b>	<b>15</b>	<b>3</b>	<b>3</b>	<b>-</b>
11	Forestry, fishing, hunting, and agriculture support .....	(A)	(D)	(D)	3	3	-	-	-	-	-	-	-	-
21	Mining .....	(A)	(D)	(D)	3	2	-	1	-	-	-	-	-	-
22	Utilities .....	(A)	(D)	(D)	2	1	-	1	-	-	-	-	-	-

See footnotes at end of table.

**Table 6. Counties—Employees, Payroll, and Establishments by Industry: 2003—Con.**

[Excludes most government employees, railroad employees, and self-employed persons. Size class 1 to 4 includes establishments with payroll, but no employees, during mid-March pay period. (D) denotes figures withheld to avoid disclosing data for individual companies; the data are included in broader industry totals. Detailed industries with 100 or more employees are shown if industry was not a (D). For explanation of terms, abbreviations, and data reliability/comparability, see introductory text]

NAICS code	Industry	Number of employees for week including March 12	Payroll (\$1,000)		Total number of establishments	Number of establishments by employment-size class								
			First quarter	Annual		1 to 4	5 to 9	10 to 19	20 to 49	50 to 99	100 to 249	250 to 499	500 to 999	1,000 or more
<b>BROWN—Con.</b>														
<b>23</b>	<b>Construction</b> .....	<b>482</b>	<b>3 927</b>	<b>24 745</b>	<b>78</b>	<b>51</b>	<b>10</b>	<b>13</b>	<b>3</b>	<b>1</b>	—	—	—	—
237	Heavy and Civil Engineering Construction .....	146	1 424	12 842	8	1	3	2	1	1	—	—	—	—
2373	Highway, Street, and Bridge Construction .....	107	1 054	11 378	3	—	—	1	1	1	—	—	—	—
23731	Highway, Street, and Bridge Construction .....	107	1 054	11 378	3	—	—	1	1	1	—	—	—	—
237310	Highway, Street, and Bridge Construction .....	107	1 054	11 378	3	—	—	1	1	1	—	—	—	—
238	Specialty Trade Contractors .....	266	1 867	8 853	52	36	5	10	1	—	—	—	—	—
2382	Building Equipment Contractors .....	181	1 248	5 934	25	13	5	6	1	—	—	—	—	—
23821	Electrical Contractors .....	103	747	3 486	10	3	2	4	1	—	—	—	—	—
238210	Electrical Contractors .....	103	747	3 486	10	3	2	4	1	—	—	—	—	—
<b>31-33</b>	<b>Manufacturing</b> .....	<b>3 508</b>	<b>30 402</b>	<b>124 027</b>	<b>40</b>	<b>7</b>	<b>7</b>	<b>8</b>	<b>6</b>	<b>6</b>	<b>3</b>	—	<b>3</b>	—
311	Food mfg .....	1 102	10 663	39 985	8	—	1	2	2	1	1	—	1	—
3115	Dairy product mfg .....	954	9 358	32 031	3	—	—	—	1	—	1	—	1	—
31151	Dairy product (exc frozen) mfg .....	954	9 358	32 031	3	—	—	—	1	—	1	—	1	—
323	Printing & related support activities .....	(F)	(D)	(D)	3	1	—	1	—	—	—	—	1	—
3231	Printing & related support activities .....	(F)	(D)	(D)	3	1	—	1	—	—	—	—	1	—
32311	Printing .....	(F)	(D)	(D)	3	1	—	1	—	—	—	—	1	—
327	Nonmetallic mineral product mfg .....	156	1 215	5 312	4	1	—	1	—	2	—	—	—	—
333	Machinery mfg .....	(C)	(D)	(D)	4	1	1	—	1	—	1	—	—	—
3339	Other general purpose machinery mfg .....	(C)	(D)	(D)	1	—	—	—	—	—	1	—	—	—
33391	Pump & compressor mfg .....	(C)	(D)	(D)	1	—	—	—	—	—	1	—	—	—
335	Electrical equip, appliance & component mfg .....	830	8 649	35 132	4	—	1	—	—	2	—	—	1	—
3353	Electrical equipment mfg .....	(C)	(D)	(D)	3	—	1	—	—	2	—	—	—	—
33531	Electrical equipment mfg .....	(C)	(D)	(D)	3	—	1	—	—	2	—	—	—	—
3359	Other electrical equipment & component mfg ...	(F)	(D)	(D)	1	—	—	—	—	—	—	—	1	—
33593	Wiring device mfg .....	(F)	(D)	(D)	1	—	—	—	—	—	—	—	1	—
339	Miscellaneous mfg .....	(C)	(D)	(D)	1	—	—	—	—	—	1	—	—	—
3399	Other miscellaneous mfg .....	(C)	(D)	(D)	1	—	—	—	—	—	1	—	—	—
33999	All other misc mfg .....	(C)	(D)	(D)	1	—	—	—	—	—	1	—	—	—
<b>42</b>	<b>Wholesale trade</b> .....	<b>361</b>	<b>2 473</b>	<b>10 889</b>	<b>45</b>	<b>26</b>	<b>9</b>	<b>5</b>	<b>5</b>	—	—	—	—	—
423	Merchant Wholesalers, Durable Goods .....	149	1 077	4 597	17	7	6	2	2	—	—	—	—	—
424	Merchant Wholesalers, Nondurable Goods .....	192	1 360	6 119	25	17	3	2	3	—	—	—	—	—
<b>44-45</b>	<b>Retail trade</b> .....	<b>1 734</b>	<b>6 523</b>	<b>27 617</b>	<b>135</b>	<b>50</b>	<b>40</b>	<b>27</b>	<b>11</b>	<b>4</b>	<b>3</b>	—	—	—
441	Motor vehicle & parts dealers .....	198	1 312	5 562	21	5	6	9	1	—	—	—	—	—
4411	Automobile dealers .....	(C)	(D)	(D)	12	4	1	6	1	—	—	—	—	—
44111	New car dealers .....	119	799	3 642	10	2	1	6	1	—	—	—	—	—
441110	New car dealers .....	119	799	3 642	10	2	1	6	1	—	—	—	—	—
442	Furniture & home furnishing stores .....	101	238	1 246	8	4	1	1	1	1	—	—	—	—
444	Bldg material & garden equip & supp dealers .....	215	1 108	4 732	25	11	7	3	4	—	—	—	—	—
4441	Building material & supplies dealers .....	133	723	2 910	20	10	6	2	2	—	—	—	—	—
445	Food & beverage stores .....	517	1 658	6 879	14	4	3	3	—	2	2	—	—	—
4451	Grocery stores .....	455	1 527	6 350	7	3	—	—	—	2	2	—	—	—
44511	Grocery (except convenience) stores .....	455	1 527	6 350	7	3	—	—	—	2	2	—	—	—
445110	Grocery (except convenience) stores .....	455	1 527	6 350	7	3	—	—	—	2	2	—	—	—
447	Gasoline stations .....	188	423	1 799	15	2	4	6	3	—	—	—	—	—
4471	Gasoline stations .....	188	423	1 799	15	2	4	6	3	—	—	—	—	—
44711	Gasoline stations with convenience stores ...	(C)	(D)	(D)	13	—	4	6	3	—	—	—	—	—
452	General merchandise stores .....	266	910	3 636	9	1	5	—	1	1	1	—	—	—
4521	Department stores .....	232	839	3 350	3	—	—	—	1	1	1	—	—	—
45211	Department stores .....	232	839	3 350	3	—	—	—	1	1	1	—	—	—
<b>48-49</b>	<b>Transportation &amp; warehousing</b> .....	<b>586</b>	<b>3 918</b>	<b>14 758</b>	<b>43</b>	<b>26</b>	<b>5</b>	<b>7</b>	<b>1</b>	<b>2</b>	<b>2</b>	—	—	—
484	Truck transportation .....	318	2 887	11 471	37	25	5	5	—	1	1	—	—	—
4841	General freight trucking .....	270	2 641	10 431	26	17	4	3	—	1	1	—	—	—
48412	General freight trucking, long-distance .....	191	1 741	7 492	15	9	2	3	—	—	1	—	—	—
484121	General freight trucking, long-distance, TL ..	191	1 741	7 492	15	9	2	3	—	—	1	—	—	—
488	Transportation support activities .....	(C)	(D)	(D)	1	—	—	—	—	—	1	—	—	—
4889	Other transportation support activities .....	(C)	(D)	(D)	1	—	—	—	—	—	1	—	—	—
48899	Other transportation support activities .....	(C)	(D)	(D)	1	—	—	—	—	—	1	—	—	—
<b>51</b>	<b>Information</b> .....	<b>197</b>	<b>1 198</b>	<b>4 862</b>	<b>12</b>	<b>4</b>	<b>2</b>	<b>3</b>	<b>2</b>	<b>1</b>	—	—	—	—
<b>52</b>	<b>Finance &amp; insurance</b> .....	<b>381</b>	<b>3 086</b>	<b>12 088</b>	<b>54</b>	<b>39</b>	<b>5</b>	<b>4</b>	<b>5</b>	<b>1</b>	—	—	—	—
522	Credit intermediation & related activities .....	304	2 543	9 798	16	3	4	3	5	1	—	—	—	—
5221	Depository credit intermediation .....	(E)	(D)	(D)	15	2	4	3	5	1	—	—	—	—
52211	Commercial banking .....	(E)	(D)	(D)	14	2	4	3	4	1	—	—	—	—
<b>53</b>	<b>Real estate &amp; rental &amp; leasing</b> .....	<b>75</b>	<b>351</b>	<b>1 658</b>	<b>25</b>	<b>19</b>	<b>5</b>	<b>1</b>	—	—	—	—	—	—

See footnotes at end of table.

**Table 6. Counties—Employees, Payroll, and Establishments by Industry: 2003—Con.**

[Excludes most government employees, railroad employees, and self-employed persons. Size class 1 to 4 includes establishments with payroll, but no employees, during mid-March pay period. (D) denotes figures withheld to avoid disclosing data for individual companies; the data are included in broader industry totals. Detailed industries with 100 or more employees are shown if industry was not a (D). For explanation of terms, abbreviations, and data reliability/comparability, see introductory text]

NAICS code	Industry	Number of employees for week including March 12	Payroll (\$1,000)		Total number of establishments	Number of establishments by employment-size class								
			First quarter	Annual		1 to 4	5 to 9	10 to 19	20 to 49	50 to 99	100 to 249	250 to 499	500 to 999	1,000 or more
<b>BROWN—Con.</b>														
<b>54</b>	<b>Professional, scientific &amp; technical services</b>	<b>386</b>	<b>2 742</b>	<b>12 609</b>	<b>50</b>	<b>33</b>	<b>7</b>	<b>5</b>	<b>3</b>	<b>2</b>	—	—	—	—
541	Professional, scientific & technical services	386	2 742	12 609	50	33	7	5	3	2	—	—	—	—
5411	Legal services	115	782	3 632	12	7	2	1	1	1	—	—	—	—
54111	Offices of lawyers	115	782	3 632	12	7	2	1	1	1	—	—	—	—
541110	Offices of lawyers	115	782	3 632	12	7	2	1	1	1	—	—	—	—
5412	Accounting, tax prep, bookkeep, payroll services	117	833	3 532	15	9	3	2	1	—	—	—	—	—
54121	Accounting, tax prep, bookkeep, payroll services	117	833	3 532	15	9	3	2	1	—	—	—	—	—
5413	Architectural, engineering & related services	(C)	(D)	(D)	5	2	—	1	1	1	—	—	—	—
<b>55</b>	<b>Management of companies &amp; enterprises</b>	<b>(B)</b>	<b>(D)</b>	<b>(D)</b>	<b>1</b>	—	—	—	—	<b>1</b>	—	—	—	—
<b>56</b>	<b>Admin, support, waste mgt, remediation services</b>	<b>320</b>	<b>1 580</b>	<b>6 563</b>	<b>28</b>	<b>18</b>	<b>4</b>	<b>3</b>	<b>1</b>	<b>1</b>	<b>1</b>	—	—	—
561	Administrative & support services	305	1 495	6 220	25	16	4	2	1	1	1	—	—	—
5614	Business support services	(C)	(D)	(D)	2	—	—	—	—	—	1	—	—	—
56149	Other business support services	(C)	(D)	(D)	1	—	—	—	—	—	1	—	—	—
<b>61</b>	<b>Educational services</b>	<b>(F)</b>	<b>(D)</b>	<b>(D)</b>	<b>13</b>	<b>5</b>	<b>1</b>	<b>1</b>	<b>3</b>	<b>1</b>	<b>1</b>	<b>1</b>	—	—
611	Educational services	(F)	(D)	(D)	13	5	1	1	3	1	1	1	—	—
6111	Elementary & secondary schools	290	1 106	4 195	7	1	—	1	3	1	1	—	—	—
61111	Elementary & secondary schools	290	1 106	4 195	7	1	—	1	3	1	1	—	—	—
611110	Elementary & secondary schools	290	1 106	4 195	7	1	—	1	3	1	1	—	—	—
6113	Colleges, universities & professional schools	(E)	(D)	(D)	2	1	—	—	—	—	—	1	—	—
61131	Colleges, universities & professional schools	(E)	(D)	(D)	2	1	—	—	—	—	—	1	—	—
<b>62</b>	<b>Health care and social assistance</b>	<b>2 218</b>	<b>11 447</b>	<b>48 577</b>	<b>61</b>	<b>25</b>	<b>11</b>	<b>8</b>	<b>5</b>	<b>5</b>	<b>5</b>	<b>2</b>	—	—
621	Ambulatory health care services	574	2 700	14 140	29	12	7	3	3	2	2	—	—	—
6216	Home health care services	368	728	3 404	5	—	—	1	1	1	2	—	—	—
62161	Home health care services	368	728	3 404	5	—	—	1	1	1	2	—	—	—
621610	Home health care services	368	728	3 404	5	—	—	1	1	1	2	—	—	—
622	Hospitals	622	5 186	20 084	3	—	—	—	—	2	—	1	—	—
6221	General medical & surgical hospitals	622	5 186	20 084	3	—	—	—	—	2	—	1	—	—
62211	General medical & surgical hospitals	622	5 186	20 084	3	—	—	—	—	2	—	1	—	—
622110	General medical & surgical hospitals	622	5 186	20 084	3	—	—	—	—	2	—	1	—	—
623	Nursing & residential care facilities	725	2 867	11 589	11	2	—	4	1	1	2	1	—	—
6231	Nursing care facilities	625	2 535	10 417	5	1	—	—	—	1	2	1	—	—
62311	Nursing care facilities	625	2 535	10 417	5	1	—	—	—	1	2	1	—	—
623110	Nursing care facilities	625	2 535	10 417	5	1	—	—	—	1	2	1	—	—
624	Social assistance	297	694	2 764	18	11	4	1	1	—	1	—	—	—
6243	Vocational rehabilitation services	(C)	(D)	(D)	2	—	1	—	—	—	1	—	—	—
62431	Vocational rehabilitation services	(C)	(D)	(D)	2	—	1	—	—	—	1	—	—	—
<b>71</b>	<b>Arts, entertainment &amp; recreation</b>	<b>157</b>	<b>274</b>	<b>1 428</b>	<b>21</b>	<b>13</b>	<b>4</b>	<b>1</b>	<b>2</b>	<b>1</b>	—	—	—	—
713	Amusement, gambling & recreation industries	129	221	1 125	16	11	2	—	2	1	—	—	—	—
7139	Other amusement & recreation industries	(C)	(D)	(D)	15	10	2	—	2	1	—	—	—	—
<b>72</b>	<b>Accommodation &amp; food services</b>	<b>1 097</b>	<b>2 526</b>	<b>11 078</b>	<b>70</b>	<b>28</b>	<b>8</b>	<b>16</b>	<b>13</b>	<b>5</b>	—	—	—	—
721	Accommodation	135	309	1 162	5	2	—	1	1	1	—	—	—	—
7211	Traveler accommodation	(C)	(D)	(D)	4	1	—	1	1	1	—	—	—	—
72111	Hotels (exc casino hotels) & motels	(C)	(D)	(D)	4	1	—	1	1	1	—	—	—	—
722	Food services & drinking places	962	2 217	9 916	65	26	8	15	12	4	—	—	—	—
7221	Full-service restaurants	436	1 238	5 671	21	9	—	5	3	4	—	—	—	—
72211	Full-service restaurants	436	1 238	5 671	21	9	—	5	3	4	—	—	—	—
722110	Full-service restaurants	436	1 238	5 671	21	9	—	5	3	4	—	—	—	—
7222	Limited-service eating places	457	817	3 508	27	5	5	8	9	—	—	—	—	—
72221	Limited-service eating places	457	817	3 508	27	5	5	8	9	—	—	—	—	—
722211	Limited-service restaurants	423	747	3 209	22	4	2	7	9	—	—	—	—	—
<b>81</b>	<b>Other services (except public administration)</b>	<b>509</b>	<b>1 924</b>	<b>7 933</b>	<b>102</b>	<b>67</b>	<b>22</b>	<b>10</b>	<b>2</b>	<b>1</b>	—	—	—	—
811	Repair & maintenance	149	909	3 533	30	21	5	3	1	—	—	—	—	—
8111	Automotive repair & maintenance	102	678	2 463	23	15	5	3	—	—	—	—	—	—
813	Religious, grantmaking, civic, prof & like organizations	275	752	2 970	45	26	11	6	1	1	—	—	—	—
8131	Religious organizations	223	608	2 388	26	12	7	5	1	1	—	—	—	—
81311	Religious organizations	223	608	2 388	26	12	7	5	1	1	—	—	—	—
813110	Religious organizations	223	608	2 388	26	12	7	5	1	1	—	—	—	—
<b>99</b>	<b>Unclassified establishments</b>	<b>(A)</b>	<b>(D)</b>	<b>(D)</b>	<b>2</b>	<b>2</b>	—	—	—	—	—	—	—	—

See footnotes at end of table.

**Table 6. Counties—Employees, Payroll, and Establishments by Industry: 2003—Con.**

[Excludes most government employees, railroad employees, and self-employed persons. Size class 1 to 4 includes establishments with payroll, but no employees, during mid-March pay period. (D) denotes figures withheld to avoid disclosing data for individual companies; the data are included in broader industry totals. Detailed industries with 100 or more employees are shown if industry was not a (D). For explanation of terms, abbreviations, and data reliability/comparability, see introductory text]

NAICS code	Industry	Number of employees for week including March 12	Payroll (\$1,000)		Total number of establishments	Number of establishments by employment-size class								
			First quarter	Annual		1 to 4	5 to 9	10 to 19	20 to 49	50 to 99	100 to 249	250 to 499	500 to 999	1,000 or more
<b>CARLTON</b>														
	<b>Total</b> .....	<b>8 719</b>	<b>61 358</b>	<b>257 197</b>	<b>774</b>	<b>456</b>	<b>135</b>	<b>113</b>	<b>48</b>	<b>11</b>	<b>5</b>	<b>5</b>	<b>1</b>	<b>-</b>
<b>11</b>	<b>Forestry, fishing, hunting, and agriculture support</b> .....	<b>(B)</b>	<b>(D)</b>	<b>(D)</b>	<b>4</b>	<b>1</b>	<b>2</b>	<b>1</b>	<b>-</b>	<b>-</b>	<b>-</b>	<b>-</b>	<b>-</b>	<b>-</b>
<b>21</b>	<b>Mining</b> .....	<b>9</b>	<b>59</b>	<b>1 054</b>	<b>4</b>	<b>4</b>	<b>-</b>	<b>-</b>	<b>-</b>	<b>-</b>	<b>-</b>	<b>-</b>	<b>-</b>	<b>-</b>
<b>22</b>	<b>Utilities</b> .....	<b>88</b>	<b>1 277</b>	<b>4 919</b>	<b>4</b>	<b>-</b>	<b>-</b>	<b>2</b>	<b>2</b>	<b>-</b>	<b>-</b>	<b>-</b>	<b>-</b>	<b>-</b>
<b>23</b>	<b>Construction</b> .....	<b>327</b>	<b>2 396</b>	<b>16 785</b>	<b>110</b>	<b>94</b>	<b>10</b>	<b>3</b>	<b>3</b>	<b>-</b>	<b>-</b>	<b>-</b>	<b>-</b>	<b>-</b>
236	Construction of Buildings .....	102	771	3 794	35	30	4	-	1	-	-	-	-	-
238	Specialty Trade Contractors .....	151	974	6 345	68	60	5	3	-	-	-	-	-	-
<b>31-33</b>	<b>Manufacturing</b> .....	<b>1 579</b>	<b>14 229</b>	<b>58 029</b>	<b>32</b>	<b>14</b>	<b>4</b>	<b>9</b>	<b>2</b>	<b>-</b>	<b>1</b>	<b>1</b>	<b>1</b>	<b>-</b>
322	Paper mfg .....	(F)	(D)	(D)	1	-	-	-	-	-	-	-	1	-
3221	Pulp, paper & paperboard mills .....	(F)	(D)	(D)	1	-	-	-	-	-	-	-	-	1
32212	Paper mills .....	(F)	(D)	(D)	1	-	-	-	-	-	-	-	-	1
325	Chemical mfg .....	(C)	(D)	(D)	3	1	1	-	-	-	1	-	-	-
3259	Other chemical product & preparation mfg .....	(C)	(D)	(D)	1	-	-	-	-	-	1	-	-	-
32599	All other chemical product & preparation mfg .....	(C)	(D)	(D)	1	-	-	-	-	-	1	-	-	-
327	Nonmetallic mineral product mfg .....	(F)	(D)	(D)	7	4	-	1	1	-	-	1	-	-
3279	Other nonmetallic mineral product mfg .....	(E)	(D)	(D)	1	-	-	-	-	-	-	1	-	-
32799	All other nonmetallic mineral product mfg .....	(E)	(D)	(D)	1	-	-	-	-	-	-	1	-	-
<b>42</b>	<b>Wholesale trade</b> .....	<b>1 007</b>	<b>10 532</b>	<b>42 499</b>	<b>32</b>	<b>16</b>	<b>7</b>	<b>4</b>	<b>3</b>	<b>-</b>	<b>-</b>	<b>2</b>	<b>-</b>	<b>-</b>
423	Merchant Wholesalers, Durable Goods .....	550	6 802	27 679	13	6	3	2	1	-	-	1	-	-
4233	Lumber and Other Construction Materials													
42339	Merchant Wholesalers .....	(E)	(D)	(D)	1	-	-	-	-	-	-	1	-	-
	Other Construction Material Merchant Wholesalers .....	(E)	(D)	(D)	1	-	-	-	-	-	-	1	-	-
424	Merchant Wholesalers, Nondurable Goods .....	(E)	(D)	(D)	18	9	4	2	2	-	-	1	-	-
4244	Grocery and Related Product Wholesalers .....	(E)	(D)	(D)	3	1	1	-	-	-	-	1	-	-
42442	Packaged Frozen Food Merchant Wholesalers .....	(E)	(D)	(D)	1	-	-	-	-	-	-	1	-	-
<b>44-45</b>	<b>Retail trade</b> .....	<b>1 481</b>	<b>6 664</b>	<b>28 425</b>	<b>146</b>	<b>69</b>	<b>38</b>	<b>29</b>	<b>6</b>	<b>2</b>	<b>2</b>	<b>-</b>	<b>-</b>	<b>-</b>
441	Motor vehicle & parts dealers .....	201	1 271	5 303	22	9	5	6	2	-	-	-	-	-
444	Bldg material & garden equip & supp dealers .....	147	767	3 298	18	8	6	3	1	-	-	-	-	-
4441	Building material & supplies dealers .....	111	574	2 427	14	7	5	1	1	-	-	-	-	-
445	Food & beverage stores .....	352	1 039	4 473	21	9	6	3	1	1	1	-	-	-
4451	Grocery stores .....	290	926	3 994	11	4	3	1	1	1	1	-	-	-
44511	Grocery (except convenience) stores .....	263	823	3 517	8	3	2	-	1	1	1	-	-	-
445110	Grocery (except convenience) stores .....	263	823	3 517	8	3	2	-	1	1	1	-	-	-
447	Gasoline stations .....	249	759	3 095	32	9	10	13	-	-	-	-	-	-
4471	Gasoline stations .....	249	759	3 095	32	9	10	13	-	-	-	-	-	-
44711	Gasoline stations with convenience stores .....	180	587	2 319	22	5	7	10	-	-	-	-	-	-
447110	Gasoline stations with convenience stores .....	180	587	2 319	22	5	7	10	-	-	-	-	-	-
452	General merchandise stores .....	(C)	(D)	(D)	4	-	3	-	-	-	1	-	-	-
4529	Other general merchandise stores .....	(C)	(D)	(D)	4	-	3	-	-	-	1	-	-	-
45291	Warehouse clubs & superstores .....	(C)	(D)	(D)	1	-	-	-	-	-	1	-	-	-
454	Nonstore retailers .....	126	943	3 238	11	7	2	-	1	1	-	-	-	-
4543	Direct selling establishments .....	118	919	3 111	6	2	2	-	1	1	-	-	-	-
<b>48-49</b>	<b>Transportation &amp; warehousing</b> .....	<b>183</b>	<b>1 423</b>	<b>5 889</b>	<b>25</b>	<b>17</b>	<b>2</b>	<b>3</b>	<b>2</b>	<b>1</b>	<b>-</b>	<b>-</b>	<b>-</b>	<b>-</b>
<b>51</b>	<b>Information</b> .....	<b>86</b>	<b>426</b>	<b>1 854</b>	<b>9</b>	<b>4</b>	<b>2</b>	<b>1</b>	<b>2</b>	<b>-</b>	<b>-</b>	<b>-</b>	<b>-</b>	<b>-</b>
<b>52</b>	<b>Finance &amp; insurance</b> .....	<b>360</b>	<b>3 501</b>	<b>13 430</b>	<b>46</b>	<b>30</b>	<b>7</b>	<b>5</b>	<b>2</b>	<b>2</b>	<b>-</b>	<b>-</b>	<b>-</b>	<b>-</b>
522	Credit intermediation & related activities .....	220	2 181	8 563	19	8	4	4	2	1	-	-	-	-
5221	Depository credit intermediation .....	206	2 073	8 092	14	4	3	4	2	1	-	-	-	-
52213	Credit unions .....	110	1 303	5 159	4	1	-	1	1	1	-	-	-	-
522130	Credit unions .....	110	1 303	5 159	4	1	-	1	1	1	-	-	-	-
524	Insurance carriers & related activities .....	130	1 189	4 253	19	14	3	1	-	1	-	-	-	-
<b>53</b>	<b>Real estate &amp; rental &amp; leasing</b> .....	<b>89</b>	<b>308</b>	<b>1 172</b>	<b>19</b>	<b>15</b>	<b>1</b>	<b>2</b>	<b>1</b>	<b>-</b>	<b>-</b>	<b>-</b>	<b>-</b>	<b>-</b>
<b>54</b>	<b>Professional, scientific &amp; technical services</b> .....	<b>221</b>	<b>2 006</b>	<b>7 484</b>	<b>43</b>	<b>27</b>	<b>11</b>	<b>4</b>	<b>-</b>	<b>1</b>	<b>-</b>	<b>-</b>	<b>-</b>	<b>-</b>
541	Professional, scientific & technical services .....	221	2 006	7 484	43	27	11	4	-	1	-	-	-	-
<b>55</b>	<b>Management of companies &amp; enterprises</b> .....	<b>(C)</b>	<b>(D)</b>	<b>(D)</b>	<b>2</b>	<b>-</b>	<b>-</b>	<b>-</b>	<b>1</b>	<b>-</b>	<b>1</b>	<b>-</b>	<b>-</b>	<b>-</b>
551	Management of companies & enterprises .....	(C)	(D)	(D)	2	-	-	-	1	-	1	-	-	-
5511	Management of companies & enterprises .....	(C)	(D)	(D)	2	-	-	-	1	-	1	-	-	-
55111	Management of companies & enterprises .....	(C)	(D)	(D)	2	-	-	-	1	-	1	-	-	-
<b>56</b>	<b>Admin, support, waste mgt, remediation services</b> .....	<b>96</b>	<b>476</b>	<b>2 248</b>	<b>24</b>	<b>18</b>	<b>4</b>	<b>1</b>	<b>1</b>	<b>-</b>	<b>-</b>	<b>-</b>	<b>-</b>	<b>-</b>
<b>61</b>	<b>Educational services</b> .....	<b>22</b>	<b>54</b>	<b>221</b>	<b>5</b>	<b>3</b>	<b>2</b>	<b>-</b>	<b>-</b>	<b>-</b>	<b>-</b>	<b>-</b>	<b>-</b>	<b>-</b>

See footnotes at end of table.



**Table 6. Counties—Employees, Payroll, and Establishments by Industry: 2003—Con.**

[Excludes most government employees, railroad employees, and self-employed persons. Size class 1 to 4 includes establishments with payroll, but no employees, during mid-March pay period. (D) denotes figures withheld to avoid disclosing data for individual companies; the data are included in broader industry totals. Detailed industries with 100 or more employees are shown if industry was not a (D). For explanation of terms, abbreviations, and data reliability/comparability, see introductory text]

NAICS code	Industry	Number of employees for week including March 12	Payroll (\$1,000)		Total number of establishments	Number of establishments by employment-size class								
			First quarter	Annual		1 to 4	5 to 9	10 to 19	20 to 49	50 to 99	100 to 249	250 to 499	500 to 999	1,000 or more
<b>CARLTON—Con.</b>														
<b>62</b>	<b>Health care and social assistance</b>	<b>1 532</b>	<b>11 194</b>	<b>45 854</b>	<b>74</b>	<b>36</b>	<b>6</b>	<b>21</b>	<b>5</b>	<b>3</b>	<b>1</b>	<b>2</b>		
621	Ambulatory health care services	302	3 080	12 625	33	20	4	7		2				
6211	Offices of physicians	167	2 162	8 531	7	4		1		2				
62111	Offices of physicians (exc mental health)	167	2 162	8 531	7	4		1		2				
621111	Offices of physicians (exc mental health)	167	2 162	8 531	7	4		1		2				
622	Hospitals	(F)	(D)	(D)	2							2		
6221	General medical & surgical hospitals	(F)	(D)	(D)	2							2		
62211	General medical & surgical hospitals	(F)	(D)	(D)	2							2		
623	Nursing & residential care facilities	412	1 946	8 806	18	2		11	3	1	1			
6231	Nursing care facilities	(C)	(D)	(D)	2					1	1			
62311	Nursing care facilities	(C)	(D)	(D)	2					1	1			
6232	Residential mental retardation, health facil	(C)	(D)	(D)	15	1		11	3					
62321	Residential mental retardation facilities	(C)	(D)	(D)	12	1		10	1					
62322	Residential mental health, subst abuse facil	102	488	2 238	3			1	2					
623220	Residential mental health, subst abuse facil	102	488	2 238	3			1	2					
624	Social assistance	(C)	(D)	(D)	21	14	2	3	2					
6241	Individual & family services	(C)	(D)	(D)	7	2		3	2					
<b>71</b>	<b>Arts, entertainment &amp; recreation</b>	<b>100</b>	<b>209</b>	<b>1 170</b>	<b>21</b>	<b>11</b>	<b>7</b>	<b>3</b>						
<b>72</b>	<b>Accommodation &amp; food services</b>	<b>949</b>	<b>2 089</b>	<b>9 570</b>	<b>70</b>	<b>23</b>	<b>12</b>	<b>18</b>	<b>15</b>	<b>2</b>				
721	Accommodation	130	236	1 036	15	9	1	3	2					
7211	Traveler accommodation	115	180	779	10	6		2	2					
72111	Hotels (exc casino hotels) & motels	115	180	779	10	6		2	2					
721110	Hotels (exc casino hotels) & motels	115	180	779	10	6		2	2					
722	Food services & drinking places	819	1 853	8 534	55	14	11	15	13	2				
7221	Full-service restaurants	502	1 022	4 471	26	4	2	10	9	1				
72211	Full-service restaurants	502	1 022	4 471	26	4	2	10	9	1				
722110	Full-service restaurants	502	1 022	4 471	26	4	2	10	9	1				
7222	Limited-service eating places	260	567	2 898	15	3	2	5	4	1				
72221	Limited-service eating places	260	567	2 898	15	3	2	5	4	1				
<b>81</b>	<b>Other services (except public administration)</b>	<b>425</b>	<b>1 272</b>	<b>5 207</b>	<b>104</b>	<b>74</b>	<b>20</b>	<b>7</b>	<b>3</b>					
813	Religious, grantmaking, civic, prof & like organizations	256	556	2 287	49	28	14	5	2					
8131	Religious organizations	134	354	1 488	27	17	7	2	1					
81311	Religious organizations	134	354	1 488	27	17	7	2	1					
813110	Religious organizations	134	354	1 488	27	17	7	2	1					
<b>CARVER</b>														
	<b>Total</b>	<b>29 423</b>	<b>246 184</b>	<b>1 047 540</b>	<b>2 055</b>	<b>1 231</b>	<b>320</b>	<b>229</b>	<b>179</b>	<b>48</b>	<b>29</b>	<b>12</b>	<b>5</b>	<b>2</b>
<b>11</b>	<b>Forestry, fishing, hunting, and agriculture support</b>	(A)	(D)	(D)	2	1	1							
<b>21</b>	<b>Mining</b>	(B)	(D)	(D)	1				1					
<b>22</b>	<b>Utilities</b>	(B)	(D)	(D)	4	1	1	2						
<b>23</b>	<b>Construction</b>	<b>1 656</b>	<b>15 894</b>	<b>78 289</b>	<b>356</b>	<b>257</b>	<b>57</b>	<b>22</b>	<b>19</b>		<b>1</b>			
236	Construction of Buildings	502	4 635	20 504	109	73	22	9	5					
2361	Residential Building Construction	427	3 781	17 067	98	69	18	6	5					
23611	Residential Building Construction	427	3 781	17 067	98	69	18	6	5					
236115	New Single-Family Housing Construction (except Operative Builders)	247	2 197	9 842	61	41	11	6	3					
236118	Residential Remodelers	109	929	4 197	30	26	3		1					
237	Heavy and Civil Engineering Construction	134	1 678	11 084	19	12	2	2	3					
238	Specialty Trade Contractors	1 020	9 581	46 701	228	172	33	11	11		1			
2381	Foundation, Structure, and Building Exterior Contractors	316	2 751	15 226	68	51	8	5	4					
23814	Masonry Contractors	160	1 665	9 899	24	16	3	2	3					
238140	Masonry Contractors	160	1 665	9 899	24	16	3	2	3					
2382	Building Equipment Contractors	261	2 550	10 922	57	39	12	2	4					
23821	Electrical Contractors	158	1 575	6 920	35	24	8	1	2					
238210	Electrical Contractors	158	1 575	6 920	35	24	8	1	2					
2383	Building Finishing Contractors	349	3 642	16 419	64	49	9	2	3		1			
23831	Drywall and Insulation Contractors	238	2 870	12 373	14	7	3		3		1			
238310	Drywall and Insulation Contractors	238	2 870	12 373	14	7	3		3		1			
<b>31-33</b>	<b>Manufacturing</b>	<b>8 822</b>	<b>96 754</b>	<b>406 644</b>	<b>148</b>	<b>38</b>	<b>24</b>	<b>20</b>	<b>32</b>	<b>14</b>	<b>11</b>	<b>5</b>	<b>3</b>	<b>1</b>
311	Food mfg	1 448	12 763	55 833	17	7		1	2	1	5		1	
3114	Fruit & veg preserving & specialty food mfg	(C)	(D)	(D)	1						1			
31142	Fruit & veg canning, pickling & drying	(C)	(D)	(D)	1						1			
3115	Dairy product mfg	(C)	(D)	(D)	1						1			
31151	Dairy product (exc frozen) mfg	(C)	(D)	(D)	1						1			
3118	Bakeries & tortilla mfg	1 062	9 218	40 589	6	2					3		1	
31181	Bread & bakery product mfg	(G)	(D)	(D)	5	1					3		1	
323	Printing & related support activities	569	8 102	35 868	11	3	2	1	2	1	1	1		
3231	Printing & related support activities	569	8 102	35 868	11	3	2	1	2	1	1	1		
32311	Printing	569	8 102	35 868	11	3	2	1	2	1	1	1		

See footnotes at end of table.

**Table 6. Counties—Employees, Payroll, and Establishments by Industry: 2003—Con.**

[Excludes most government employees, railroad employees, and self-employed persons. Size class 1 to 4 includes establishments with payroll, but no employees, during mid-March pay period. (D) denotes figures withheld to avoid disclosing data for individual companies; the data are included in broader industry totals. Detailed industries with 100 or more employees are shown if industry was not a (D). For explanation of terms, abbreviations, and data reliability/comparability, see introductory text]

NAICS code	Industry	Number of employees for week including March 12	Payroll (\$1,000)		Total number of establishments	Number of establishments by employment-size class								
			First quarter	Annual		1 to 4	5 to 9	10 to 19	20 to 49	50 to 99	100 to 249	250 to 499	500 to 999	1,000 or more
<b>CARVER—Con.</b>														
<b>31-33 Manufacturing—Con.</b>														
325	Chemical mfg .....	396	4 326	20 550	7	3	—	—	2	—	2	—	—	—
3254	Pharmaceutical & medicine mfg .....	(C)	(D)	(D)	1	—	—	—	—	—	1	—	—	—
32541	Pharmaceutical & medicine mfg .....	(C)	(D)	(D)	1	—	—	—	—	—	1	—	—	—
3256	Soap, cleaners & toilet preparation mfg .....	(C)	(D)	(D)	2	1	—	—	—	—	1	—	—	—
32562	Toilet preparation mfg .....	(C)	(D)	(D)	2	1	—	—	—	—	1	—	—	—
326	Plastics & rubber products mfg .....	358	2 967	11 991	12	2	2	1	6	—	1	—	—	—
3261	Plastics product mfg .....	358	2 967	11 991	12	2	2	1	6	—	1	—	—	—
32619	Other plastics product mfg .....	327	2 792	11 267	9	—	2	1	5	—	1	—	—	—
326199	All other plastics product mfg .....	327	2 792	11 267	9	—	2	1	5	—	1	—	—	—
332	Fabricated metal product mfg .....	766	7 928	36 283	30	8	6	5	6	4	1	—	—	—
3323	Architectural & structural metals mfg .....	232	1 848	9 071	9	1	4	1	2	—	1	—	—	—
33231	Plate work & fabricated structural prod mfg ...	157	1 214	5 907	4	—	2	—	1	—	1	—	—	—
3327	Mach shops, turn prod, screw, nut, bolt mfg ....	263	2 927	14 323	10	3	1	3	1	2	—	—	—	—
33271	Machine shops .....	(C)	(D)	(D)	7	3	1	1	1	1	—	—	—	—
33272	Turned product & screw, nut & bolt mfg .....	(C)	(D)	(D)	3	—	—	2	—	1	—	—	—	—
3329	Other fabricated metal product mfg .....	116	1 412	5 970	5	2	—	—	2	1	—	—	—	—
333	Machinery mfg .....	1 101	14 146	56 528	17	3	—	4	6	2	—	2	—	—
3332	Industrial machinery mfg .....	(E)	(D)	(D)	3	1	—	1	—	—	—	1	—	—
33329	Other industrial machinery mfg .....	(E)	(D)	(D)	2	—	—	1	—	—	—	1	—	—
3334	HVAC & commercial refrigeration equipment mfg .....	(E)	(D)	(D)	2	—	—	—	1	—	—	1	—	—
33341	HVAC & commercial refrigeration equipment mfg .....	(E)	(D)	(D)	2	—	—	—	1	—	—	1	—	—
3335	Metalworking machinery mfg .....	(C)	(D)	(D)	3	1	—	1	—	1	—	—	—	—
33351	Metalworking machinery mfg .....	(C)	(D)	(D)	3	1	—	1	—	1	—	—	—	—
334	Computer & electronic product mfg .....	2 356	27 972	114 265	15	1	4	1	2	3	1	2	—	1
3344	Semiconductor & oth electronic component mfg .....	(E)	(D)	(D)	4	—	2	—	—	1	—	1	—	—
33441	Semiconductor & oth electronic component mfg .....	(E)	(D)	(D)	4	—	2	—	—	1	—	1	—	—
3345	Nav, measuring, medical, control instruments mfg .....	1 918	24 341	96 210	10	1	2	1	2	1	1	1	—	1
33451	Nav, measuring, medical, control instruments mfg .....	1 918	24 341	96 210	10	1	2	1	2	1	1	1	—	1
337	Furniture & related product mfg .....	758	6 644	27 005	13	5	2	4	1	—	—	—	1	—
3371	HH & institutional furniture & kitchen cabinet mfg .....	724	6 361	25 820	10	3	2	4	—	—	—	—	1	—
33711	Wood kitchen cabinet & countertop mfg .....	(F)	(D)	(D)	8	3	2	2	—	—	—	—	1	—
339	Miscellaneous mfg .....	777	9 000	34 402	11	4	3	—	2	1	—	—	1	—
3391	Medical equipment & supplies mfg .....	(F)	(D)	(D)	3	1	—	—	—	1	—	—	1	—
33911	Medical equipment & supplies mfg .....	(F)	(D)	(D)	3	1	—	—	—	1	—	—	1	—
<b>42</b>	<b>Wholesale trade .....</b>	<b>1 452</b>	<b>21 400</b>	<b>88 653</b>	<b>164</b>	<b>97</b>	<b>28</b>	<b>20</b>	<b>13</b>	<b>6</b>	—	—	—	—
423	Merchant Wholesalers, Durable Goods .....	1 180	17 643	71 774	101	51	20	14	10	6	—	—	—	—
4234	Professional and Commercial Equipment and Supplies Merchant Wholesalers .....	289	6 134	24 502	21	10	5	1	3	2	—	—	—	—
42343	Computer and Computer Peripheral Equipment and Software Merchant Wholesa .....	(C)	(D)	(D)	16	7	4	1	2	2	—	—	—	—
4236	Electrical and Electronic Goods Merchant Wholesalers .....	301	5 173	21 699	14	4	3	2	2	3	—	—	—	—
42369	Other Electronic Parts and Equipment Merchant Wholesalers .....	(E)	(D)	(D)	12	2	3	2	2	3	—	—	—	—
4238	Machinery, Equipment, and Supplies Merchant Wholesalers .....	245	3 223	13 106	21	9	4	4	4	—	—	—	—	—
42383	Industrial Machinery and Equipment Merchant Wholesalers .....	186	2 686	10 917	14	6	2	3	3	—	—	—	—	—
423830	Industrial Machinery and Equipment Merchant Wholesalers .....	186	2 686	10 917	14	6	2	3	3	—	—	—	—	—
4239	Miscellaneous Durable Goods Merchant Wholesalers .....	201	1 831	6 966	21	12	3	5	—	1	—	—	—	—
42399	Other Miscellaneous Durable Goods Merchant Wholesalers .....	105	1 218	4 304	6	4	1	—	—	1	—	—	—	—
423990	Other Miscellaneous Durable Goods Merchant Wholesalers .....	105	1 218	4 304	6	4	1	—	—	1	—	—	—	—
424	Merchant Wholesalers, Nondurable Goods .....	139	1 598	7 223	31	23	3	3	2	—	—	—	—	—
425	Wholesale Electronic Markets and Agents and Brokers .....	133	2 159	9 656	32	23	5	3	1	—	—	—	—	—
4251	Wholesale Electronic Markets and Agents and Brokers .....	133	2 159	9 656	32	23	5	3	1	—	—	—	—	—
42512	Wholesale Trade Agents and Brokers .....	133	2 159	9 656	32	23	5	3	1	—	—	—	—	—
425120	Wholesale Trade Agents and Brokers .....	133	2 159	9 656	32	23	5	3	1	—	—	—	—	—

See footnotes at end of table.

**Table 6. Counties—Employees, Payroll, and Establishments by Industry: 2003—Con.**

[Excludes most government employees, railroad employees, and self-employed persons. Size class 1 to 4 includes establishments with payroll, but no employees, during mid-March pay period. (D) denotes figures withheld to avoid disclosing data for individual companies; the data are included in broader industry totals. Detailed industries with 100 or more employees are shown if industry was not a (D). For explanation of terms, abbreviations, and data reliability/comparability, see introductory text]

NAICS code	Industry	Number of employees for week including March 12	Payroll (\$1,000)		Total number of establishments	Number of establishments by employment-size class								
			First quarter	Annual		1 to 4	5 to 9	10 to 19	20 to 49	50 to 99	100 to 249	250 to 499	500 to 999	1,000 or more
<b>CARVER—Con.</b>														
<b>44-45</b>	<b>Retail trade</b>	<b>3 196</b>	<b>16 106</b>	<b>69 862</b>	<b>213</b>	<b>94</b>	<b>47</b>	<b>45</b>	<b>17</b>	<b>2</b>	<b>7</b>	<b>1</b>	—	—
441	Motor vehicle & parts dealers	314	2 300	9 998	28	10	6	8	4	—	—	—	—	—
4411	Automobile dealers	(C)	(D)	(D)	7	3	—	—	4	—	—	—	—	—
44111	New car dealers	145	1 458	6 326	5	1	—	—	4	—	—	—	—	—
441110	New car dealers	145	1 458	6 326	5	1	—	—	4	—	—	—	—	—
4413	Automotive parts, accessories & tire stores	(C)	(D)	(D)	17	6	5	6	—	—	—	—	—	—
44131	Automotive parts, accessories & tire stores	108	545	2 357	15	6	5	4	—	—	—	—	—	—
441310	Automotive parts, accessories & tire stores	108	545	2 357	15	6	5	4	—	—	—	—	—	—
444	Bldg material & garden equip & supp dealers	582	3 078	15 690	36	14	9	9	1	1	2	—	—	—
4441	Building material & supplies dealers	395	1 999	9 995	25	9	8	6	—	—	2	—	—	—
44411	Home centers	(C)	(D)	(D)	2	—	—	—	—	—	2	—	—	—
4442	Lawn & garden equip & supplies stores	187	1 079	5 695	11	5	1	3	1	1	—	—	—	—
44422	Nursery & garden centers	187	1 079	5 695	11	5	1	3	1	1	—	—	—	—
444220	Nursery & garden centers	187	1 079	5 695	11	5	1	3	1	1	—	—	—	—
445	Food & beverage stores	846	3 754	15 783	32	9	9	7	3	1	3	—	—	—
4451	Grocery stores	713	3 315	13 910	12	2	1	2	3	1	3	—	—	—
44511	Grocery (except convenience) stores	688	3 259	13 472	8	—	1	—	3	1	3	—	—	—
445110	Grocery (except convenience) stores	688	3 259	13 472	8	—	1	—	3	1	3	—	—	—
4453	Beer, wine & liquor stores	105	343	1 392	13	3	6	4	—	—	—	—	—	—
44531	Beer, wine & liquor stores	105	343	1 392	13	3	6	4	—	—	—	—	—	—
445310	Beer, wine & liquor stores	105	343	1 392	13	3	6	4	—	—	—	—	—	—
446	Health & personal care stores	190	862	3 311	18	10	1	3	4	—	—	—	—	—
4461	Health & personal care stores	190	862	3 311	18	10	1	3	4	—	—	—	—	—
44611	Pharmacies & drug stores	172	794	2 984	9	1	1	3	4	—	—	—	—	—
446110	Pharmacies & drug stores	172	794	2 984	9	1	1	3	4	—	—	—	—	—
447	Gasoline stations	159	694	2 803	18	4	5	9	—	—	—	—	—	—
4471	Gasoline stations	159	694	2 803	18	4	5	9	—	—	—	—	—	—
44711	Gasoline stations with convenience stores	133	611	2 396	15	3	4	8	—	—	—	—	—	—
447110	Gasoline stations with convenience stores	133	611	2 396	15	3	4	8	—	—	—	—	—	—
452	General merchandise stores	(E)	(D)	(D)	3	—	—	1	—	—	1	1	—	—
4521	Department stores	(C)	(D)	(D)	1	—	—	—	—	—	1	—	—	—
45211	Department stores	(C)	(D)	(D)	1	—	—	—	—	—	1	—	—	—
4529	Other general merchandise stores	(E)	(D)	(D)	2	—	—	1	—	—	—	1	—	—
45291	Warehouse clubs & superstores	(E)	(D)	(D)	1	—	—	—	—	—	—	1	—	—
453	Miscellaneous store retailers	109	286	1 051	20	11	7	—	2	—	—	—	—	—
454	Nonstore retailers	347	2 515	10 476	25	16	4	1	3	—	1	—	—	—
4541	Electronic shopping & mail-order houses	293	2 055	8 651	10	5	2	—	2	—	1	—	—	—
45411	Electronic shopping & mail-order houses	293	2 055	8 651	10	5	2	—	2	—	1	—	—	—
<b>48-49</b>	<b>Transportation &amp; warehousing</b>	<b>321</b>	<b>1 371</b>	<b>6 085</b>	<b>60</b>	<b>48</b>	<b>7</b>	<b>2</b>	<b>1</b>	<b>1</b>	<b>1</b>	—	—	—
484	Truck transportation	117	618	3 035	45	38	4	2	1	—	—	—	—	—
485	Transit & ground passenger transportation	170	610	2 424	4	2	—	—	—	1	1	—	—	—
4854	School & employee bus transportation	170	610	2 424	4	2	—	—	—	1	1	—	—	—
48541	School & employee bus transportation	170	610	2 424	4	2	—	—	—	1	1	—	—	—
485410	School & employee bus transportation	170	610	2 424	4	2	—	—	—	1	1	—	—	—
<b>51</b>	<b>Information</b>	<b>531</b>	<b>4 813</b>	<b>18 079</b>	<b>33</b>	<b>16</b>	<b>4</b>	<b>4</b>	<b>7</b>	<b>1</b>	<b>1</b>	—	—	—
517	Telecommunications	305	3 262	12 405	7	—	1	1	3	1	1	—	—	—
5171	Wired Telecommunications Carriers	(C)	(D)	(D)	5	—	1	1	2	1	—	—	—	—
51711	Wired Telecommunications Carriers	(C)	(D)	(D)	5	—	1	1	2	1	—	—	—	—
5179	Other Telecommunications	(C)	(D)	(D)	1	—	—	—	—	—	1	—	—	—
51791	Other Telecommunications	(C)	(D)	(D)	1	—	—	—	—	—	1	—	—	—
<b>52</b>	<b>Finance &amp; insurance</b>	<b>707</b>	<b>6 982</b>	<b>27 832</b>	<b>111</b>	<b>78</b>	<b>15</b>	<b>9</b>	<b>8</b>	—	<b>1</b>	—	—	—
522	Credit intermediation & related activities	431	4 269	17 179	44	19	10	8	7	—	—	—	—	—
5221	Depository credit intermediation	(E)	(D)	(D)	28	7	8	6	7	—	—	—	—	—
52211	Commercial banking	372	3 707	14 126	26	6	7	6	7	—	—	—	—	—
522110	Commercial banking	372	3 707	14 126	26	6	7	6	7	—	—	—	—	—
524	Insurance carriers & related activities	258	2 553	9 709	51	44	4	1	1	—	1	—	—	—
5242	Agencies & other insurance related activities	256	2 444	9 294	48	41	4	1	1	—	1	—	—	—
52421	Insurance agencies & brokerages	(C)	(D)	(D)	45	40	4	—	1	—	—	—	—	—
52429	Other insurance related activities	(C)	(D)	(D)	3	1	—	1	—	—	1	—	—	—
<b>53</b>	<b>Real estate &amp; rental &amp; leasing</b>	<b>555</b>	<b>2 397</b>	<b>13 303</b>	<b>94</b>	<b>70</b>	<b>10</b>	<b>11</b>	<b>2</b>	—	<b>1</b>	—	—	—
531	Real estate	460	1 990	10 675	84	66	8	9	—	—	1	—	—	—
5311	Lessors of real estate	103	316	1 482	25	17	3	5	—	—	—	—	—	—
5313	Activities related to real estate	279	1 204	5 734	21	17	1	2	—	—	1	—	—	—
53131	Real estate property managers	(C)	(D)	(D)	7	5	—	1	—	—	1	—	—	—

See footnotes at end of table.

**Table 6. Counties—Employees, Payroll, and Establishments by Industry: 2003—Con.**

[Excludes most government employees, railroad employees, and self-employed persons. Size class 1 to 4 includes establishments with payroll, but no employees, during mid-March pay period. (D) denotes figures withheld to avoid disclosing data for individual companies; the data are included in broader industry totals. Detailed industries with 100 or more employees are shown if industry was not a (D). For explanation of terms, abbreviations, and data reliability/comparability, see introductory text]

NAICS code	Industry	Number of employees for week including March 12	Payroll (\$1,000)		Total number of establishments	Number of establishments by employment-size class									
			First quarter	Annual		1 to 4	5 to 9	10 to 19	20 to 49	50 to 99	100 to 249	250 to 499	500 to 999	1,000 or more	
<b>CARVER—Con.</b>															
<b>54</b>	<b>Professional, scientific &amp; technical services</b>	<b>1 683</b>	<b>14 293</b>	<b>65 132</b>	<b>261</b>	<b>220</b>	<b>19</b>	<b>6</b>	<b>12</b>	<b>3</b>	—	—	<b>1</b>	—	
541	Professional, scientific & technical services	1 683	14 293	65 132	261	220	19	6	12	3	—	—	1	—	
5411	Legal services	106	849	3 409	23	19	2	—	2	—	—	—	—	—	
5415	Computer systems design & related services	247	4 245	17 979	62	54	3	1	3	1	—	—	—	—	
54151	Computer systems design & related services	247	4 245	17 979	62	54	3	1	3	1	—	—	—	—	
541511	Custom computer programming services	107	1 418	6 602	28	23	3	—	2	—	—	—	—	—	
541512	Computer systems design services	133	2 789	11 083	23	20	—	1	1	1	—	—	—	—	
5416	Management, sci & tech consulting services	276	2 438	13 488	65	56	5	1	1	2	—	—	—	—	
54161	Management consulting services	241	2 115	11 954	53	45	5	1	—	2	—	—	—	—	
541611	Admin & gen management consulting services	125	825	4 595	25	21	2	1	—	1	—	—	—	—	
5418	Advertising & related services	741	4 464	18 437	13	9	—	1	2	—	—	—	1	—	
54186	Direct mail advertising	(F)	(D)	(D)	4	1	—	—	2	—	—	—	1	—	
5419	Oth professional, scientific, technical services	133	726	3 639	29	22	2	2	3	—	—	—	—	—	
54194	Veterinary services	116	605	2 728	8	1	2	2	3	—	—	—	—	—	
541940	Veterinary services	116	605	2 728	8	1	2	2	3	—	—	—	—	—	
<b>55</b>	<b>Management of companies &amp; enterprises</b>	<b>418</b>	<b>6 370</b>	<b>25 623</b>	<b>10</b>	<b>1</b>	<b>2</b>	<b>2</b>	<b>2</b>	<b>2</b>	<b>1</b>	—	—	—	
551	Management of companies & enterprises	418	6 370	25 623	10	1	2	2	2	2	1	—	—	—	
5511	Management of companies & enterprises	418	6 370	25 623	10	1	2	2	2	2	1	—	—	—	
55111	Management of companies & enterprises	418	6 370	25 623	10	1	2	2	2	2	1	—	—	—	
<b>56</b>	<b>Admin, support, waste mgt, remediation services</b>	<b>(G)</b>	<b>(D)</b>	<b>(D)</b>	<b>113</b>	<b>79</b>	<b>15</b>	<b>9</b>	<b>5</b>	<b>1</b>	<b>1</b>	<b>2</b>	<b>1</b>	—	
561	Administrative & support services	(G)	(D)	(D)	111	79	13	9	5	1	1	2	1	—	
5613	Employment services	846	3 123	12 945	10	4	1	1	1	—	1	2	—	—	
56132	Temporary help services	(F)	(D)	(D)	8	3	—	1	1	—	1	2	—	—	
5617	Services to buildings & dwellings	262	1 195	8 383	69	55	8	3	2	1	—	—	—	—	
56172	Janitorial services	(C)	(D)	(D)	14	7	3	2	1	1	—	—	—	—	
56173	Landscaping services	106	497	5 041	53	47	4	1	1	—	—	—	—	—	
561730	Landscaping services	106	497	5 041	53	47	4	1	1	—	—	—	—	—	
5619	Other support services	(F)	(D)	(D)	5	4	—	—	—	—	—	—	1	—	
56199	All other support services	(F)	(D)	(D)	5	4	—	—	—	—	—	—	1	—	
<b>61</b>	<b>Educational services</b>	<b>920</b>	<b>4 916</b>	<b>20 090</b>	<b>30</b>	<b>13</b>	<b>3</b>	<b>2</b>	<b>7</b>	<b>4</b>	—	<b>1</b>	—	—	
611	Educational services	920	4 916	20 090	30	13	3	2	7	4	—	1	—	—	
6111	Elementary & secondary schools	807	4 598	18 469	13	1	—	1	7	3	—	1	—	—	
61111	Elementary & secondary schools	807	4 598	18 469	13	1	—	1	7	3	—	1	—	—	
611110	Elementary & secondary schools	807	4 598	18 469	13	1	—	1	7	3	—	1	—	—	
<b>62</b>	<b>Health care and social assistance</b>	<b>3 243</b>	<b>24 428</b>	<b>103 800</b>	<b>124</b>	<b>57</b>	<b>25</b>	<b>21</b>	<b>12</b>	<b>3</b>	<b>4</b>	<b>1</b>	—	<b>1</b>	
621	Ambulatory health care services	788	9 363	45 232	77	33	23	13	7	—	1	—	—	—	
6211	Offices of physicians	553	7 298	35 694	25	5	3	9	7	—	1	—	—	—	
62111	Offices of physicians	553	7 298	35 694	25	5	3	9	7	—	1	—	—	—	
621111	Offices of physicians (exc mental health)	553	7 298	35 694	25	5	3	9	7	—	1	—	—	—	
6212	Offices of dentists	132	1 296	6 064	21	7	10	4	—	—	—	—	—	—	
62121	Offices of dentists	132	1 296	6 064	21	7	10	4	—	—	—	—	—	—	
621210	Offices of dentists	132	1 296	6 064	21	7	10	4	—	—	—	—	—	—	
622	Hospitals	(G)	(D)	(D)	1	—	—	—	—	—	—	—	—	1	
6221	General medical & surgical hospitals	(G)	(D)	(D)	1	—	—	—	—	—	—	—	—	1	
62211	General medical & surgical hospitals	(G)	(D)	(D)	1	—	—	—	—	—	—	—	—	1	
623	Nursing & residential care facilities	958	4 665	19 092	11	2	1	1	1	2	3	1	—	—	
6231	Nursing care facilities	381	1 904	7 304	4	—	—	1	—	1	2	—	—	—	
62311	Nursing care facilities	381	1 904	7 304	4	—	—	1	—	1	2	—	—	—	
623110	Nursing care facilities	381	1 904	7 304	4	—	—	1	—	1	2	—	—	—	
6232	Residential mental retardation, health facil	(E)	(D)	(D)	3	1	—	—	—	—	1	1	—	—	
62321	Residential mental retardation facilities	(E)	(D)	(D)	3	1	—	—	—	—	1	1	—	—	
6233	Community care facilities for the elderly	(C)	(D)	(D)	4	1	1	—	1	1	—	—	—	—	
62331	Community care facilities for the elderly	(C)	(D)	(D)	4	1	1	—	1	1	—	—	—	—	
624	Social assistance	(E)	(D)	(D)	35	22	1	7	4	1	—	—	—	—	
6244	Child day care services	(C)	(D)	(D)	27	18	—	5	4	—	—	—	—	—	
62441	Child day care services	(C)	(D)	(D)	27	18	—	5	4	—	—	—	—	—	
<b>71</b>	<b>Arts, entertainment &amp; recreation</b>	<b>571</b>	<b>2 325</b>	<b>11 334</b>	<b>35</b>	<b>16</b>	<b>11</b>	<b>5</b>	<b>1</b>	<b>1</b>	—	<b>1</b>	—	—	
711	Performing arts, spectator sports & related industries	366	1 463	6 411	13	8	3	1	—	—	—	1	—	—	
7111	Performing arts companies	344	1 366	5 817	5	2	2	—	—	—	—	1	—	—	
71111	Theater companies & dinner theaters	(E)	(D)	(D)	2	1	—	—	—	—	—	1	—	—	
713	Amusement, gambling & recreation industries	(C)	(D)	(D)	21	8	7	4	1	1	—	—	—	—	
7139	Other amusement & recreation industries	(C)	(D)	(D)	21	8	7	4	1	1	—	—	—	—	
<b>72</b>	<b>Accommodation &amp; food services</b>	<b>1 887</b>	<b>4 575</b>	<b>19 482</b>	<b>117</b>	<b>42</b>	<b>15</b>	<b>22</b>	<b>29</b>	<b>9</b>	—	—	—	—	
721	Accommodation	108	369	1 825	10	6	—	1	3	—	—	—	—	—	
7211	Traveler accommodation	(C)	(D)	(D)	9	5	—	1	3	—	—	—	—	—	
72111	Hotels (exc casino hotels) & motels	(C)	(D)	(D)	8	4	—	1	3	—	—	—	—	—	
722	Food services & drinking places	1 779	4 206	17 657	107	36	15	21	26	9	—	—	—	—	
7221	Full-service restaurants	808	1 930	7 849	36	10	2	6	13	5	—	—	—	—	
72211	Full-service restaurants	808	1 930	7 849	36	10	2	6	13	5	—	—	—	—	
722110	Full-service restaurants	808	1 930	7 849	36	10	2	6	13	5	—	—	—	—	
7222	Limited-service eating places	881	1 979	8 621	51	15	4	15	13	4	—	—	—	—	
72221	Limited-service eating places	881	1 979	8 621	51	15	4	15	13	4	—	—	—	—	
722211	Limited-service restaurants	774	1 738	7 579	39	10	2	11	12	4	—	—	—	—	

See footnotes at end of table.

**Table 6. Counties—Employees, Payroll, and Establishments by Industry: 2003—Con.**

[Excludes most government employees, railroad employees, and self-employed persons. Size class 1 to 4 includes establishments with payroll, but no employees, during mid-March pay period. (D) denotes figures withheld to avoid disclosing data for individual companies; the data are included in broader industry totals. Detailed industries with 100 or more employees are shown if industry was not a (D). For explanation of terms, abbreviations, and data reliability/comparability, see introductory text]

NAICS code	Industry	Number of employees for week including March 12	Payroll (\$1,000)		Total number of establishments	Number of establishments by employment-size class									
			First quarter	Annual		1 to 4	5 to 9	10 to 19	20 to 49	50 to 99	100 to 249	250 to 499	500 to 999	1,000 or more	
<b>CARVER—Con.</b>															
<b>81</b>	<b>Other services (except public administration) .....</b>	<b>1 517</b>	<b>8 088</b>	<b>33 325</b>	<b>174</b>	<b>98</b>	<b>36</b>	<b>27</b>	<b>11</b>	<b>1</b>	—	<b>1</b>	—	—	
811	Repair & maintenance .....	561	4 641	18 663	53	34	9	9	—	—	—	1	—	—	
8111	Automotive repair & maintenance .....	157	981	4 517	30	16	8	6	—	—	—	—	—	—	
8112	Electronic & precision equipment R&M .....	(E)	(D)	(D)	4	2	—	1	—	—	—	1	—	—	
81121	Electronic & precision equipment R&M .....	(E)	(D)	(D)	4	2	—	1	—	—	—	1	—	—	
812	Personal & laundry services .....	299	1 248	5 582	52	31	11	8	2	—	—	—	—	—	
8121	Personal care services .....	198	856	3 679	35	22	7	5	1	—	—	—	—	—	
81211	Hair, nail & skin care services .....	191	852	3 582	30	18	6	5	1	—	—	—	—	—	
812112	Beauty salons .....	189	847	3 513	27	15	6	5	1	—	—	—	—	—	
813	Religious, grantmaking, civic, prof & like organizations .....	657	2 199	9 080	69	33	16	10	9	1	—	—	—	—	
8131	Religious organizations .....	465	1 786	7 414	43	17	11	7	8	—	—	—	—	—	
81311	Religious organizations .....	465	1 786	7 414	43	17	11	7	8	—	—	—	—	—	
813110	Religious organizations .....	465	1 786	7 414	43	17	11	7	8	—	—	—	—	—	
8134	Civic & social organizations .....	157	277	1 092	12	4	3	3	1	1	—	—	—	—	
81341	Civic & social organizations .....	157	277	1 092	12	4	3	3	1	1	—	—	—	—	
813410	Civic & social organizations .....	157	277	1 092	12	4	3	3	1	1	—	—	—	—	
<b>99</b>	<b>Unclassified establishments .....</b>	<b>3</b>	<b>50</b>	<b>384</b>	<b>5</b>	<b>5</b>	—	—	—	—	—	—	—	—	
<b>CASS</b>															
	<b>Total .....</b>	<b>6 787</b>	<b>31 994</b>	<b>153 226</b>	<b>910</b>	<b>605</b>	<b>161</b>	<b>86</b>	<b>37</b>	<b>13</b>	<b>6</b>	<b>1</b>	<b>1</b>	—	
<b>11</b>	<b>Forestry, fishing, hunting, and agriculture support .....</b>	<b>56</b>	<b>315</b>	<b>1 271</b>	<b>16</b>	<b>11</b>	<b>5</b>	—	—	—	—	—	—	—	
<b>22</b>	<b>Utilities .....</b>	<b>(B)</b>	<b>(D)</b>	<b>(D)</b>	<b>3</b>	<b>1</b>	—	<b>2</b>	—	—	—	—	—	—	
<b>23</b>	<b>Construction .....</b>	<b>575</b>	<b>2 891</b>	<b>16 031</b>	<b>149</b>	<b>110</b>	<b>26</b>	<b>9</b>	<b>4</b>	—	—	—	—	—	
236	Construction of Buildings .....	235	1 171	5 391	55	36	14	4	1	—	—	—	—	—	
2361	Residential Building Construction .....	(C)	(D)	(D)	54	35	14	4	1	—	—	—	—	—	
23611	Residential Building Construction .....	(C)	(D)	(D)	54	35	14	4	1	—	—	—	—	—	
236115	New Single-Family Housing Construction (except Operative Builders) .....	206	1 044	4 915	42	26	11	4	1	—	—	—	—	—	
238	Specialty Trade Contractors .....	268	1 326	8 526	84	68	9	5	2	—	—	—	—	—	
2389	Other Specialty Trade Contractors .....	100	467	3 924	25	18	3	3	1	—	—	—	—	—	
<b>31-33</b>	<b>Manufacturing .....</b>	<b>259</b>	<b>1 339</b>	<b>5 319</b>	<b>42</b>	<b>28</b>	<b>7</b>	<b>4</b>	<b>3</b>	—	—	—	—	—	
<b>42</b>	<b>Wholesale trade .....</b>	<b>197</b>	<b>1 388</b>	<b>6 400</b>	<b>23</b>	<b>13</b>	<b>4</b>	<b>4</b>	<b>2</b>	—	—	—	—	—	
423	Merchant Wholesalers, Durable Goods .....	161	1 154	5 385	15	7	3	3	2	—	—	—	—	—	
<b>44-45</b>	<b>Retail trade .....</b>	<b>1 086</b>	<b>4 427</b>	<b>21 804</b>	<b>166</b>	<b>96</b>	<b>37</b>	<b>20</b>	<b>11</b>	<b>2</b>	—	—	—	—	
441	Motor vehicle & parts dealers .....	194	1 185	6 379	31	19	7	3	1	1	—	—	—	—	
4411	Automobile dealers .....	(C)	(D)	(D)	6	2	1	1	1	1	—	—	—	—	
444	Bldg material & garden equip & supp dealers .....	149	748	3 713	21	6	8	6	1	—	—	—	—	—	
4441	Building material & supplies dealers .....	147	742	3 665	18	3	8	6	1	—	—	—	—	—	
445	Food & beverage stores .....	307	904	4 168	26	12	7	2	4	1	—	—	—	—	
4451	Grocery stores .....	233	692	3 087	10	3	1	1	4	1	—	—	—	—	
44511	Grocery (except convenience) stores .....	233	692	3 087	10	3	1	1	4	1	—	—	—	—	
445110	Grocery (except convenience) stores .....	233	692	3 087	10	3	1	1	4	1	—	—	—	—	
447	Gasoline stations .....	211	694	3 121	23	9	5	7	2	—	—	—	—	—	
4471	Gasoline stations .....	211	694	3 121	23	9	5	7	2	—	—	—	—	—	
44711	Gasoline stations with convenience stores .....	177	537	2 150	18	7	4	5	2	—	—	—	—	—	
447110	Gasoline stations with convenience stores .....	177	537	2 150	18	7	4	5	2	—	—	—	—	—	
<b>48-49</b>	<b>Transportation &amp; warehousing .....</b>	<b>48</b>	<b>192</b>	<b>843</b>	<b>16</b>	<b>12</b>	<b>4</b>	—	—	—	—	—	—	—	
<b>51</b>	<b>Information .....</b>	<b>46</b>	<b>427</b>	<b>1 982</b>	<b>7</b>	<b>3</b>	<b>2</b>	<b>2</b>	—	—	—	—	—	—	
<b>52</b>	<b>Finance &amp; insurance .....</b>	<b>298</b>	<b>1 930</b>	<b>8 778</b>	<b>34</b>	<b>18</b>	<b>10</b>	<b>3</b>	<b>1</b>	<b>2</b>	—	—	—	—	
522	Credit intermediation & related activities .....	201	1 395	6 341	18	6	7	3	1	1	—	—	—	—	
5221	Depository credit intermediation .....	(C)	(D)	(D)	16	4	7	3	1	1	—	—	—	—	
52211	Commercial banking .....	193	1 333	6 026	15	4	6	3	1	1	—	—	—	—	
522110	Commercial banking .....	193	1 333	6 026	15	4	6	3	1	1	—	—	—	—	
<b>53</b>	<b>Real estate &amp; rental &amp; leasing .....</b>	<b>309</b>	<b>1 231</b>	<b>5 853</b>	<b>35</b>	<b>27</b>	<b>5</b>	—	—	<b>2</b>	<b>1</b>	—	—	—	
531	Real estate .....	282	1 164	5 536	28	22	3	—	—	2	1	—	—	—	
5311	Lessors of real estate .....	(C)	(D)	(D)	6	3	1	—	—	1	1	—	—	—	
53111	Lessors of residential buildings & dwellings .....	187	851	3 732	4	1	1	—	—	1	1	—	—	—	
531110	Lessors of residential buildings & dwellings .....	187	851	3 732	4	1	1	—	—	1	1	—	—	—	
<b>54</b>	<b>Professional, scientific &amp; technical services .....</b>	<b>138</b>	<b>971</b>	<b>4 514</b>	<b>40</b>	<b>31</b>	<b>5</b>	<b>3</b>	<b>1</b>	—	—	—	—	—	
541	Professional, scientific & technical services .....	138	971	4 514	40	31	5	3	1	—	—	—	—	—	
<b>55</b>	<b>Management of companies &amp; enterprises .....</b>	<b>52</b>	<b>367</b>	<b>925</b>	<b>6</b>	<b>4</b>	—	<b>1</b>	<b>1</b>	—	—	—	—	—	
<b>56</b>	<b>Admin, support, waste mgt, remediation services .....</b>	<b>59</b>	<b>337</b>	<b>2 534</b>	<b>42</b>	<b>40</b>	<b>1</b>	<b>1</b>	—	—	—	—	—	—	
<b>61</b>	<b>Educational services .....</b>	<b>234</b>	<b>1 415</b>	<b>6 330</b>	<b>11</b>	<b>6</b>	<b>2</b>	<b>1</b>	—	<b>1</b>	<b>1</b>	—	—	—	
611	Educational services .....	234	1 415	6 330	11	6	2	1	—	1	1	—	—	—	
6111	Elementary & secondary schools .....	(C)	(D)	(D)	4	2	1	—	—	—	1	—	—	—	
61111	Elementary & secondary schools .....	(C)	(D)	(D)	4	2	1	—	—	—	1	—	—	—	

See footnotes at end of table.

**Table 6. Counties—Employees, Payroll, and Establishments by Industry: 2003—Con.**

[Excludes most government employees, railroad employees, and self-employed persons. Size class 1 to 4 includes establishments with payroll, but no employees, during mid-March pay period. (D) denotes figures withheld to avoid disclosing data for individual companies; the data are included in broader industry totals. Detailed industries with 100 or more employees are shown if industry was not a (D). For explanation of terms, abbreviations, and data reliability/comparability, see introductory text]

NAICS code	Industry	Number of employees for week including March 12	Payroll (\$1,000)		Total number of establishments	Number of establishments by employment-size class								
			First quarter	Annual		1 to 4	5 to 9	10 to 19	20 to 49	50 to 99	100 to 249	250 to 499	500 to 999	1,000 or more
<b>CASS—Con.</b>														
<b>62</b>	<b>Health care and social assistance</b> . . . . .	<b>1 055</b>	<b>4 846</b>	<b>20 713</b>	<b>70</b>	<b>31</b>	<b>15</b>	<b>14</b>	<b>4</b>	<b>4</b>	<b>2</b>	—	—	—
621	Ambulatory health care services . . . . .	(C)	(D)	(D)	26	14	6	5	1	—	—	—	—	—
623	Nursing & residential care facilities . . . . .	438	1 731	7 157	17	4	6	2	3	1	1	—	—	—
6231	Nursing care facilities . . . . .	283	1 048	4 249	3	—	—	—	1	1	1	—	—	—
62311	Nursing care facilities . . . . .	283	1 048	4 249	3	—	—	—	1	1	1	—	—	—
623110	Nursing care facilities . . . . .	283	1 048	4 249	3	—	—	—	1	1	1	—	—	—
6232	Residential mental retardation, health facil . . . . .	(C)	(D)	(D)	9	2	4	2	1	—	—	—	—	—
624	Social assistance . . . . .	(E)	(D)	(D)	26	13	3	7	—	2	1	—	—	—
6241	Individual & family services . . . . .	(E)	(D)	(D)	18	8	3	5	—	1	1	—	—	—
62412	Services for elderly & disabled persons . . . . .	160	401	1 700	9	5	—	3	—	—	1	—	—	—
624120	Services for elderly & disabled persons . . . . .	160	401	1 700	9	5	—	3	—	—	1	—	—	—
6244	Child day care services . . . . .	(C)	(D)	(D)	6	4	—	1	—	1	—	—	—	—
62441	Child day care services . . . . .	(C)	(D)	(D)	6	4	—	1	—	1	—	—	—	—
<b>71</b>	<b>Arts, entertainment &amp; recreation</b> . . . . .	<b>(F)</b>	<b>(D)</b>	<b>(D)</b>	<b>22</b>	<b>15</b>	<b>2</b>	<b>3</b>	—	—	<b>1</b>	—	<b>1</b>	—
713	Amusement, gambling & recreation industries . . . . .	(F)	(D)	(D)	20	13	2	3	—	—	1	—	1	—
7132	Gambling industries . . . . .	(F)	(D)	(D)	3	—	—	1	—	—	1	—	1	—
71321	Casinos (except hotel casinos) . . . . .	(F)	(D)	(D)	1	—	—	—	—	—	—	—	1	—
71329	Other gambling industries . . . . .	(C)	(D)	(D)	2	—	—	1	—	—	1	—	—	—
<b>72</b>	<b>Accommodation &amp; food services</b> . . . . .	<b>1 266</b>	<b>4 754</b>	<b>26 716</b>	<b>141</b>	<b>94</b>	<b>22</b>	<b>14</b>	<b>7</b>	<b>2</b>	<b>1</b>	<b>1</b>	—	—
721	Accommodation . . . . .	786	3 757	20 520	80	66	6	4	—	2	1	1	—	—
7211	Traveler accommodation . . . . .	690	3 434	17 996	50	41	2	4	—	1	1	1	—	—
72111	Hotels (exc casino hotels) & motels . . . . .	267	1 327	9 120	28	24	—	2	—	1	1	—	—	—
721110	Hotels (exc casino hotels) & motels . . . . .	267	1 327	9 120	28	24	—	2	—	1	1	—	—	—
72112	Casino hotels . . . . .	(E)	(D)	(D)	1	—	—	—	—	—	—	1	—	—
722	Food services & drinking places . . . . .	480	997	6 196	61	28	16	10	7	—	—	—	—	—
7221	Full-service restaurants . . . . .	330	642	4 486	38	16	9	7	6	—	—	—	—	—
72211	Full-service restaurants . . . . .	330	642	4 486	38	16	9	7	6	—	—	—	—	—
722110	Full-service restaurants . . . . .	330	642	4 486	38	16	9	7	6	—	—	—	—	—
<b>81</b>	<b>Other services (except public administration)</b> . . . . .	<b>370</b>	<b>1 115</b>	<b>4 780</b>	<b>85</b>	<b>63</b>	<b>14</b>	<b>5</b>	<b>3</b>	—	—	—	—	—
813	Religious, grantmaking, civic, prof & like organizations . . . . .	304	828	3 555	60	40	13	4	3	—	—	—	—	—
8131	Religious organizations . . . . .	106	243	989	33	24	9	—	—	—	—	—	—	—
81311	Religious organizations . . . . .	106	243	989	33	24	9	—	—	—	—	—	—	—
813110	Religious organizations . . . . .	106	243	989	33	24	9	—	—	—	—	—	—	—
8134	Civic & social organizations . . . . .	107	200	872	15	9	2	3	1	—	—	—	—	—
81341	Civic & social organizations . . . . .	107	200	872	15	9	2	3	1	—	—	—	—	—
813410	Civic & social organizations . . . . .	107	200	872	15	9	2	3	1	—	—	—	—	—
<b>99</b>	<b>Unclassified establishments</b> . . . . .	<b>(A)</b>	<b>(D)</b>	<b>(D)</b>	<b>2</b>	<b>2</b>	—	—	—	—	—	—	—	—
<b>CHIPPEWA</b>														
	<b>Total</b> . . . . .	<b>4 586</b>	<b>25 037</b>	<b>107 588</b>	<b>450</b>	<b>244</b>	<b>99</b>	<b>55</b>	<b>39</b>	<b>4</b>	<b>9</b>	—	—	—
<b>11</b>	<b>Forestry, fishing, hunting, and agriculture support</b> . . . . .	<b>(A)</b>	<b>(D)</b>	<b>(D)</b>	<b>3</b>	<b>2</b>	—	<b>1</b>	—	—	—	—	—	—
<b>22</b>	<b>Utilities</b> . . . . .	<b>(B)</b>	<b>(D)</b>	<b>(D)</b>	<b>3</b>	—	<b>2</b>	—	<b>1</b>	—	—	—	—	—
<b>23</b>	<b>Construction</b> . . . . .	<b>327</b>	<b>2 918</b>	<b>14 027</b>	<b>57</b>	<b>38</b>	<b>12</b>	<b>2</b>	<b>4</b>	<b>1</b>	—	—	—	—
238	Specialty Trade Contractors . . . . .	135	1 332	4 893	31	19	9	2	1	—	—	—	—	—
<b>31-33</b>	<b>Manufacturing</b> . . . . .	<b>865</b>	<b>5 694</b>	<b>23 565</b>	<b>21</b>	<b>7</b>	<b>3</b>	<b>3</b>	<b>3</b>	<b>1</b>	<b>4</b>	—	—	—
321	Wood product mfg . . . . .	(C)	(D)	(D)	1	—	—	—	—	—	1	—	—	—
3219	Other wood product mfg . . . . .	(C)	(D)	(D)	1	—	—	—	—	—	1	—	—	—
32199	All other wood product mfg . . . . .	(C)	(D)	(D)	1	—	—	—	—	—	1	—	—	—
332	Fabricated metal product mfg . . . . .	149	899	3 874	7	3	2	—	1	—	1	—	—	—
3327	Mach shops, turn prod, screw, nut, bolt mfg . . . . .	(C)	(D)	(D)	4	3	—	—	—	—	1	—	—	—
33271	Machine shops . . . . .	(C)	(D)	(D)	4	3	—	—	—	—	1	—	—	—
334	Computer & electronic product mfg . . . . .	(C)	(D)	(D)	2	—	—	—	1	—	1	—	—	—
3344	Semiconductor & oth electronic component mfg . . . . .	(C)	(D)	(D)	2	—	—	—	1	—	1	—	—	—
33441	Semiconductor & oth electronic component mfg . . . . .	(C)	(D)	(D)	2	—	—	—	1	—	1	—	—	—
336	Transportation equipment mfg . . . . .	(C)	(D)	(D)	1	—	—	—	—	—	1	—	—	—
3364	Aerospace product & parts mfg . . . . .	(C)	(D)	(D)	1	—	—	—	—	—	1	—	—	—
33641	Aerospace product & parts mfg . . . . .	(C)	(D)	(D)	1	—	—	—	—	—	1	—	—	—
<b>42</b>	<b>Wholesale trade</b> . . . . .	<b>222</b>	<b>1 956</b>	<b>8 390</b>	<b>23</b>	<b>7</b>	<b>7</b>	<b>8</b>	<b>1</b>	—	—	—	—	—
423	Merchant Wholesalers, Durable Goods . . . . .	139	1 097	4 623	13	4	4	4	1	—	—	—	—	—
4238	Machinery, Equipment, and Supplies Merchant Wholesalers . . . . .	114	836	3 621	8	1	3	3	1	—	—	—	—	—

See footnotes at end of table.

**Table 6. Counties—Employees, Payroll, and Establishments by Industry: 2003—Con.**

[Excludes most government employees, railroad employees, and self-employed persons. Size class 1 to 4 includes establishments with payroll, but no employees, during mid-March pay period. (D) denotes figures withheld to avoid disclosing data for individual companies; the data are included in broader industry totals. Detailed industries with 100 or more employees are shown if industry was not a (D). For explanation of terms, abbreviations, and data reliability/comparability, see introductory text]

NAICS code	Industry	Number of employees for week including March 12	Payroll (\$1,000)		Total number of establishments	Number of establishments by employment-size class								
			First quarter	Annual		1 to 4	5 to 9	10 to 19	20 to 49	50 to 99	100 to 249	250 to 499	500 to 999	1,000 or more
<b>CHIPPEWA—Con.</b>														
<b>44-45</b>	<b>Retail trade</b> .....	<b>796</b>	<b>2 825</b>	<b>13 323</b>	<b>75</b>	<b>38</b>	<b>17</b>	<b>13</b>	<b>4</b>	<b>1</b>	<b>2</b>			
441	Motor vehicle & parts dealers .....	109	573	2 492	13	6	3	3	1					
444	Bldg material & garden equip & supp dealers .....	106	505	2 050	17	7	7	2	1					
445	Food & beverage stores .....	207	636	3 182	6	2		2	1		1			
4451	Grocery stores .....	(C)	(D)	(D)	5	2		1	1		1			
44511	Grocery (except convenience) stores .....	(C)	(D)	(D)	5	2		1	1		1			
452	General merchandise stores .....	(C)	(D)	(D)	3	2					1			
4521	Department stores .....	(C)	(D)	(D)	1						1			
45211	Department stores .....	(C)	(D)	(D)	1						1			
<b>48-49</b>	<b>Transportation &amp; warehousing</b> .....	<b>171</b>	<b>1 347</b>	<b>5 545</b>	<b>30</b>	<b>22</b>	<b>4</b>	<b>2</b>	<b>1</b>	<b>1</b>				
484	Truck transportation .....	(C)	(D)	(D)	27	21	4	1		1				
<b>51</b>	<b>Information</b> .....	<b>67</b>	<b>428</b>	<b>1 659</b>	<b>9</b>	<b>4</b>	<b>2</b>	<b>3</b>						
<b>52</b>	<b>Finance &amp; insurance</b> .....	<b>200</b>	<b>1 668</b>	<b>6 419</b>	<b>33</b>	<b>21</b>	<b>6</b>	<b>2</b>	<b>4</b>					
522	Credit intermediation & related activities .....	147	1 251	4 698	9	1	2	2	4					
5221	Depository credit intermediation .....	147	1 251	4 698	9	1	2	2	4					
52211	Commercial banking .....	(C)	(D)	(D)	7		2	2	3					
<b>53</b>	<b>Real estate &amp; rental &amp; leasing</b> .....	<b>(C)</b>	<b>(D)</b>	<b>(D)</b>	<b>16</b>	<b>11</b>	<b>2</b>	<b>1</b>	<b>2</b>					
<b>54</b>	<b>Professional, scientific &amp; technical services</b> .....	<b>131</b>	<b>850</b>	<b>3 924</b>	<b>19</b>	<b>13</b>	<b>3</b>	<b>1</b>	<b>2</b>					
541	Professional, scientific & technical services .....	131	850	3 924	19	13	3	1	2					
<b>56</b>	<b>Admin, support, waste mgt, remediation services</b> .....	<b>98</b>	<b>589</b>	<b>2 856</b>	<b>15</b>	<b>7</b>	<b>4</b>	<b>3</b>	<b>1</b>					
<b>61</b>	<b>Educational services</b> .....	<b>(A)</b>	<b>(D)</b>	<b>(D)</b>	<b>1</b>	<b>1</b>								
<b>62</b>	<b>Health care and social assistance</b> .....	<b>852</b>	<b>4 426</b>	<b>17 539</b>	<b>40</b>	<b>11</b>	<b>16</b>	<b>4</b>	<b>6</b>		<b>3</b>			
621	Ambulatory health care services .....	112	954	4 208	14	7	5	1	1					
622	Hospitals .....	(C)	(D)	(D)	1						1			
6221	General medical & surgical hospitals .....	(C)	(D)	(D)	1						1			
62211	General medical & surgical hospitals .....	(C)	(D)	(D)	1						1			
623	Nursing & residential care facilities .....	311	1 418	5 302	15	2	9	1	2		1			
6231	Nursing care facilities .....	(C)	(D)	(D)	1						1			
62311	Nursing care facilities .....	(C)	(D)	(D)	1						1			
6232	Residential mental retardation, health facil .....	(C)	(D)	(D)	12	1	9	1	1					
62321	Residential mental retardation facilities .....	(C)	(D)	(D)	12	1	9	1	1					
624	Social assistance .....	(E)	(D)	(D)	10	2	2	2	3		1			
6241	Individual & family services .....	178	794	3 041	5	1		2	1		1			
62419	Other individual & family services .....	(C)	(D)	(D)	1						1			
<b>71</b>	<b>Arts, entertainment &amp; recreation</b> .....	<b>44</b>	<b>72</b>	<b>413</b>	<b>8</b>	<b>5</b>		<b>3</b>						
<b>72</b>	<b>Accommodation &amp; food services</b> .....	<b>347</b>	<b>566</b>	<b>2 478</b>	<b>33</b>	<b>11</b>	<b>9</b>	<b>6</b>	<b>7</b>					
722	Food services & drinking places .....	(E)	(D)	(D)	31	11	8	6	6					
7221	Full-service restaurants .....	145	266	1 096	11	1	5	2	3					
72211	Full-service restaurants .....	145	266	1 096	11	1	5	2	3					
722110	Full-service restaurants .....	145	266	1 096	11	1	5	2	3					
7222	Limited-service eating places .....	152	218	1 042	12	4	1	4	3					
72221	Limited-service eating places .....	152	218	1 042	12	4	1	4	3					
<b>81</b>	<b>Other services (except public administration)</b> .....	<b>308</b>	<b>972</b>	<b>4 061</b>	<b>63</b>	<b>45</b>	<b>12</b>	<b>3</b>	<b>3</b>					
813	Religious, grantmaking, civic, prof & like organizations .....	177	355	1 467	35	22	9	3	1					
8131	Religious organizations .....	103	233	976	25	17	7	1						
81311	Religious organizations .....	103	233	976	25	17	7	1						
813110	Religious organizations .....	103	233	976	25	17	7	1						
<b>99</b>	<b>Unclassified establishments</b> .....	<b>(A)</b>	<b>(D)</b>	<b>(D)</b>	<b>1</b>	<b>1</b>								
<b>CHISAGO</b>														
	<b>Total</b> .....	<b>11 945</b>	<b>69 821</b>	<b>324 021</b>	<b>1 180</b>	<b>719</b>	<b>202</b>	<b>138</b>	<b>95</b>	<b>10</b>	<b>13</b>	<b>1</b>	<b>1</b>	<b>1</b>
<b>11</b>	<b>Forestry, fishing, hunting, and agriculture support</b> .....	<b>(A)</b>	<b>(D)</b>	<b>(D)</b>	<b>4</b>	<b>4</b>								
<b>21</b>	<b>Mining</b> .....	<b>(A)</b>	<b>(D)</b>	<b>(D)</b>	<b>2</b>	<b>1</b>	<b>1</b>							
<b>22</b>	<b>Utilities</b> .....	<b>36</b>	<b>579</b>	<b>2 296</b>	<b>3</b>	<b>2</b>			<b>1</b>					
<b>23</b>	<b>Construction</b> .....	<b>739</b>	<b>5 957</b>	<b>50 625</b>	<b>238</b>	<b>187</b>	<b>39</b>	<b>9</b>	<b>2</b>	<b>1</b>				
236	Construction of Buildings .....	164	1 122	6 137	72	60	10	2						
2361	Residential Building Construction .....	144	947	5 380	65	55	8	2						
23611	Residential Building Construction .....	144	947	5 380	65	55	8	2						
238	Specialty Trade Contractors .....	503	3 792	22 609	154	119	27	6	1	1				
2381	Foundation, Structure, and Building Exterior Contractors .....	117	617	4 652	45	34	10	1						
2382	Building Equipment Contractors .....	238	2 210	11 321	44	30	9	3	1	1				
23822	Plumbing, Heating, and Air-Conditioning Contractors .....	181	1 773	9 039	23	13	5	3	1	1				
238220	Plumbing, Heating, and Air-Conditioning Contractors .....	181	1 773	9 039	23	13	5	3	1	1				

See footnotes at end of table.

**Table 6. Counties—Employees, Payroll, and Establishments by Industry: 2003—Con.**

[Excludes most government employees, railroad employees, and self-employed persons. Size class 1 to 4 includes establishments with payroll, but no employees, during mid-March pay period. (D) denotes figures withheld to avoid disclosing data for individual companies; the data are included in broader industry totals. Detailed industries with 100 or more employees are shown if industry was not a (D). For explanation of terms, abbreviations, and data reliability/comparability, see introductory text]

NAICS code	Industry	Number of employees for week including March 12	Payroll (\$1,000)		Total number of establishments	Number of establishments by employment-size class									
			First quarter	Annual		1 to 4	5 to 9	10 to 19	20 to 49	50 to 99	100 to 249	250 to 499	500 to 999	1,000 or more	
<b>CHISAGO—Con.</b>															
<b>31-33</b>	<b>Manufacturing</b>	<b>1 851</b>	<b>13 629</b>	<b>58 856</b>	<b>99</b>	<b>48</b>	<b>8</b>	<b>19</b>	<b>15</b>	<b>4</b>	<b>5</b>				
326	Plastics & rubber products mfg	473	2 959	11 789	11	3	—	4	2	—	2	—	—	—	
3261	Plastics product mfg	(E)	(D)	(D)	10	2	—	4	2	—	2	—	—	—	
32619	Other plastics product mfg	(E)	(D)	(D)	9	2	—	3	2	—	2	—	—	—	
326199	All other plastics product mfg	455	2 848	11 336	8	1	—	3	2	—	2	—	—	—	
327	Nonmetallic mineral product mfg	(C)	(D)	(D)	1	—	—	—	—	—	1	—	—	—	
3273	Cement & concrete product mfg	(C)	(D)	(D)	1	—	—	—	—	—	1	—	—	—	
32733	Concrete pipe, brick & block mfg	(C)	(D)	(D)	1	—	—	—	—	—	1	—	—	—	
332	Fabricated metal product mfg	409	3 461	15 360	28	14	3	4	5	2	—	—	—	—	
3327	Mach shops, turn prod, screw, nut, bolt mfg	131	1 179	5 109	12	6	3	1	1	1	—	—	—	—	
333	Machinery mfg	101	670	2 773	11	7	—	2	2	—	—	—	—	—	
334	Computer & electronic product mfg	175	1 236	4 806	4	1	—	1	—	1	1	—	—	—	
3344	Semiconductor & oth electronic component mfg	(C)	(D)	(D)	3	—	—	1	—	1	1	—	—	—	
33441	Semiconductor & oth electronic component mfg	(C)	(D)	(D)	3	—	—	1	—	1	1	—	—	—	
336	Transportation equipment mfg	(C)	(D)	(D)	3	1	—	—	—	1	1	—	—	—	
3366	Ship & boat building	(C)	(D)	(D)	2	1	—	—	—	—	1	—	—	—	
33661	Ship & boat building	(C)	(D)	(D)	2	1	—	—	—	—	1	—	—	—	
337	Furniture & related product mfg	117	802	4 113	13	7	1	3	2	—	—	—	—	—	
<b>42</b>	<b>Wholesale trade</b>	<b>357</b>	<b>3 049</b>	<b>14 168</b>	<b>44</b>	<b>23</b>	<b>9</b>	<b>5</b>	<b>7</b>						
423	Merchant Wholesalers, Durable Goods	184	1 761	7 737	24	12	6	3	3	—	—	—	—	—	
4238	Machinery, Equipment, and Supplies Merchant Wholesalers	116	1 244	5 507	8	3	1	1	3	—	—	—	—	—	
424	Merchant Wholesalers, Nondurable Goods	155	1 138	5 801	15	8	1	2	4	—	—	—	—	—	
<b>44-45</b>	<b>Retail trade</b>	<b>1 963</b>	<b>7 522</b>	<b>34 381</b>	<b>167</b>	<b>62</b>	<b>53</b>	<b>34</b>	<b>13</b>	<b>2</b>	<b>3</b>				
441	Motor vehicle & parts dealers	188	1 293	7 043	21	11	5	2	3	—	—	—	—	—	
442	Furniture & home furnishing stores	109	482	2 143	10	3	4	2	1	—	—	—	—	—	
444	Bldg material & garden equip & supp dealers	105	601	2 595	18	8	6	3	1	—	—	—	—	—	
445	Food & beverage stores	478	1 368	5 998	24	5	6	7	4	1	1	—	—	—	
4451	Grocery stores	(E)	(D)	(D)	11	3	2	—	4	1	1	—	—	—	
44511	Grocery (except convenience) stores	328	1 033	4 560	8	2	1	—	3	1	1	—	—	—	
445110	Grocery (except convenience) stores	328	1 033	4 560	8	2	1	—	3	1	1	—	—	—	
4453	Beer, wine & liquor stores	(C)	(D)	(D)	12	2	4	6	—	—	—	—	—	—	
44531	Beer, wine & liquor stores	(C)	(D)	(D)	12	2	4	6	—	—	—	—	—	—	
447	Gasoline stations	326	1 076	4 405	24	2	6	12	4	—	—	—	—	—	
4471	Gasoline stations	326	1 076	4 405	24	2	6	12	4	—	—	—	—	—	
44711	Gasoline stations with convenience stores	315	1 039	4 246	21	—	5	12	4	—	—	—	—	—	
447110	Gasoline stations with convenience stores	315	1 039	4 246	21	—	5	12	4	—	—	—	—	—	
448	Clothing & clothing accessories stores	353	786	3 341	26	7	13	4	—	1	1	—	—	—	
4481	Clothing stores	314	603	2 544	19	4	10	3	—	1	1	—	—	—	
44814	Family clothing stores	233	411	1 611	6	—	4	—	—	1	1	—	—	—	
448140	Family clothing stores	233	411	1 611	6	—	4	—	—	1	1	—	—	—	
454	Nonstore retailers	(C)	(D)	(D)	5	4	—	—	—	—	1	—	—	—	
4541	Electronic shopping & mail-order houses	(C)	(D)	(D)	3	2	—	—	—	—	1	—	—	—	
45411	Electronic shopping & mail-order houses	(C)	(D)	(D)	3	2	—	—	—	—	1	—	—	—	
<b>48-49</b>	<b>Transportation &amp; warehousing</b>	<b>223</b>	<b>1 432</b>	<b>6 483</b>	<b>52</b>	<b>41</b>	<b>4</b>	<b>4</b>	<b>3</b>						
484	Truck transportation	133	745	3 818	40	34	2	2	2	—	—	—	—	—	
<b>51</b>	<b>Information</b>	<b>76</b>	<b>625</b>	<b>2 598</b>	<b>11</b>	<b>6</b>	<b>2</b>	<b>2</b>	<b>1</b>						
<b>52</b>	<b>Finance &amp; insurance</b>	<b>349</b>	<b>2 838</b>	<b>11 376</b>	<b>46</b>	<b>28</b>	<b>8</b>	<b>3</b>	<b>7</b>						
522	Credit intermediation & related activities	291	2 374	9 309	23	8	7	1	7	—	—	—	—	—	
5221	Depository credit intermediation	(E)	(D)	(D)	18	5	5	1	7	—	—	—	—	—	
52211	Commercial banking	262	2 082	8 168	16	4	4	1	7	—	—	—	—	—	
522110	Commercial banking	262	2 082	8 168	16	4	4	1	7	—	—	—	—	—	
<b>53</b>	<b>Real estate &amp; rental &amp; leasing</b>	<b>171</b>	<b>758</b>	<b>3 449</b>	<b>54</b>	<b>46</b>	<b>3</b>	<b>5</b>							
531	Real estate	(C)	(D)	(D)	45	40	1	4	—	—	—	—	—	—	
<b>54</b>	<b>Professional, scientific &amp; technical services</b>	<b>368</b>	<b>1 609</b>	<b>7 151</b>	<b>81</b>	<b>65</b>	<b>9</b>	<b>6</b>			<b>1</b>				
541	Professional, scientific & technical services	368	1 609	7 151	81	65	9	6	—	—	1	—	—	—	
5418	Advertising & related services	(C)	(D)	(D)	2	—	1	—	—	—	1	—	—	—	
54189	Other services related to advertising	(C)	(D)	(D)	2	—	1	—	—	—	1	—	—	—	
<b>55</b>	<b>Management of companies &amp; enterprises</b>	<b>(B)</b>	<b>(D)</b>	<b>(D)</b>	<b>2</b>				<b>1</b>						
<b>56</b>	<b>Admin, support, waste mgt, remediation services</b>	<b>252</b>	<b>1 226</b>	<b>6 482</b>	<b>54</b>	<b>40</b>	<b>6</b>	<b>4</b>	<b>4</b>						
561	Administrative & support services	185	763	4 076	43	33	4	3	3	—	—	—	—	—	
5617	Services to buildings & dwellings	121	323	2 103	31	24	3	2	2	—	—	—	—	—	
<b>61</b>	<b>Educational services</b>	<b>(B)</b>	<b>(D)</b>	<b>(D)</b>	<b>8</b>	<b>6</b>	<b>2</b>								

See footnotes at end of table.



**Table 6. Counties—Employees, Payroll, and Establishments by Industry: 2003—Con.**

[Excludes most government employees, railroad employees, and self-employed persons. Size class 1 to 4 includes establishments with payroll, but no employees, during mid-March pay period. (D) denotes figures withheld to avoid disclosing data for individual companies; the data are included in broader industry totals. Detailed industries with 100 or more employees are shown if industry was not a (D). For explanation of terms, abbreviations, and data reliability/comparability, see introductory text]

NAICS code	Industry	Number of employees for week including March 12	Payroll (\$1,000)		Total number of establishments	Number of establishments by employment-size class								
			First quarter	Annual		1 to 4	5 to 9	10 to 19	20 to 49	50 to 99	100 to 249	250 to 499	500 to 999	1,000 or more
<b>CHISAGO—Con.</b>														
<b>62</b>	<b>Health care and social assistance</b> .....	<b>3 366</b>	<b>24 533</b>	<b>100 095</b>	<b>88</b>	<b>37</b>	<b>17</b>	<b>15</b>	<b>12</b>	<b>1</b>	<b>4</b>	—	<b>1</b>	<b>1</b>
621	Ambulatory health care services .....	2 095	19 429	80 070	38	18	10	6	2	—	—	—	1	1
6214	Outpatient care centers .....	(G)	(D)	(D)	3	—	—	1	—	—	—	—	1	1
62142	Outpatient mental health, substance abuse ctrs .....	(F)	(D)	(D)	1	—	—	—	—	—	—	—	1	—
62149	Other outpatient care centers .....	(G)	(D)	(D)	1	—	—	—	—	—	—	—	—	1
623	Nursing & residential care facilities .....	917	4 108	15 725	25	2	7	8	4	1	3	—	—	—
6231	Nursing care facilities .....	(E)	(D)	(D)	3	—	—	—	—	1	2	—	—	—
62311	Nursing care facilities .....	(E)	(D)	(D)	3	—	—	—	—	1	2	—	—	—
6232	Residential mental retardation, health facil .....	(C)	(D)	(D)	17	1	7	7	2	—	—	—	—	—
62321	Residential mental retardation facilities .....	185	798	3 330	16	1	6	7	2	—	—	—	—	—
623210	Residential mental retardation facilities .....	185	798	3 330	16	1	6	7	2	—	—	—	—	—
6233	Community care facilities for the elderly .....	(C)	(D)	(D)	4	1	—	1	1	—	1	—	—	—
62331	Community care facilities for the elderly .....	(C)	(D)	(D)	4	1	—	1	1	—	1	—	—	—
624	Social assistance .....	354	996	4 300	25	17	—	1	6	—	1	—	—	—
6243	Vocational rehabilitation services .....	204	474	1 838	3	—	—	—	2	—	1	—	—	—
62431	Vocational rehabilitation services .....	204	474	1 838	3	—	—	—	2	—	1	—	—	—
624310	Vocational rehabilitation services .....	204	474	1 838	3	—	—	—	2	—	1	—	—	—
6244	Child day care services .....	100	300	1 319	11	7	—	1	3	—	—	—	—	—
62441	Child day care services .....	100	300	1 319	11	7	—	1	3	—	—	—	—	—
624410	Child day care services .....	100	300	1 319	11	7	—	1	3	—	—	—	—	—
<b>71</b>	<b>Arts, entertainment &amp; recreation</b> .....	<b>333</b>	<b>722</b>	<b>2 924</b>	<b>24</b>	<b>18</b>	<b>2</b>	<b>2</b>	<b>1</b>	—	—	<b>1</b>	—	—
713	Amusement, gambling & recreation industries .....	326	707	2 826	15	9	2	2	1	—	—	1	—	—
7139	Other amusement & recreation industries .....	307	682	2 729	12	8	1	1	1	—	—	1	—	—
71392	Skiing facilities .....	(E)	(D)	(D)	1	—	—	—	—	—	—	1	—	—
<b>72</b>	<b>Accommodation &amp; food services</b> .....	<b>1 144</b>	<b>2 443</b>	<b>10 626</b>	<b>74</b>	<b>21</b>	<b>14</b>	<b>14</b>	<b>23</b>	<b>2</b>	—	—	—	—
721	Accommodation .....	108	244	1 092	8	3	1	2	2	—	—	—	—	—
722	Food services & drinking places .....	1 036	2 199	9 534	66	18	13	12	21	2	—	—	—	—
7221	Full-service restaurants .....	401	914	4 008	22	5	4	5	7	1	—	—	—	—
72211	Full-service restaurants .....	401	914	4 008	22	5	4	5	7	1	—	—	—	—
722110	Full-service restaurants .....	401	914	4 008	22	5	4	5	7	1	—	—	—	—
7222	Limited-service eating places .....	539	982	4 152	28	5	3	6	13	1	—	—	—	—
72221	Limited-service eating places .....	539	982	4 152	28	5	3	6	13	1	—	—	—	—
722211	Limited-service restaurants .....	488	913	3 887	22	3	—	6	12	1	—	—	—	—
<b>81</b>	<b>Other services (except public administration)</b> .....	<b>633</b>	<b>2 508</b>	<b>10 662</b>	<b>123</b>	<b>78</b>	<b>25</b>	<b>15</b>	<b>5</b>	—	—	—	—	—
811	Repair & maintenance .....	138	1 018	4 573	46	36	8	2	—	—	—	—	—	—
8111	Automotive repair & maintenance .....	126	962	4 262	34	24	8	2	—	—	—	—	—	—
812	Personal & laundry services .....	121	469	1 943	25	14	8	3	—	—	—	—	—	—
813	Religious, grantmaking, civic, prof & like organizations .....	374	1 021	4 146	52	28	9	10	5	—	—	—	—	—
8131	Religious organizations .....	272	840	3 389	36	18	7	7	4	—	—	—	—	—
81311	Religious organizations .....	272	840	3 389	36	18	7	7	4	—	—	—	—	—
813110	Religious organizations .....	272	840	3 389	36	18	7	7	4	—	—	—	—	—
<b>99</b>	<b>Unclassified establishments</b> .....	<b>(A)</b>	<b>(D)</b>	<b>(D)</b>	<b>6</b>	<b>6</b>	—	—	—	—	—	—	—	—
<b>CLAY</b>														
	<b>Total</b> .....	<b>14 515</b>	<b>70 855</b>	<b>315 181</b>	<b>1 196</b>	<b>650</b>	<b>233</b>	<b>170</b>	<b>99</b>	<b>27</b>	<b>12</b>	<b>4</b>	—	<b>1</b>
<b>11</b>	<b>Forestry, fishing, hunting, and agriculture support</b> .....	<b>5</b>	<b>24</b>	<b>135</b>	<b>3</b>	<b>3</b>	—	—	—	—	—	—	—	—
<b>21</b>	<b>Mining</b> .....	<b>(B)</b>	<b>(D)</b>	<b>(D)</b>	<b>2</b>	—	<b>1</b>	—	<b>1</b>	—	—	—	—	—
<b>23</b>	<b>Construction</b> .....	<b>942</b>	<b>8 162</b>	<b>47 288</b>	<b>155</b>	<b>110</b>	<b>17</b>	<b>17</b>	<b>10</b>	—	<b>1</b>	—	—	—
236	Construction of Buildings .....	126	680	3 898	40	28	10	2	—	—	—	—	—	—
2361	Residential Building Construction .....	106	597	3 369	37	27	9	1	—	—	—	—	—	—
23611	Residential Building Construction .....	106	597	3 369	37	27	9	1	—	—	—	—	—	—
237	Heavy and Civil Engineering Construction .....	147	1 596	7 902	16	8	1	5	2	—	—	—	—	—
238	Specialty Trade Contractors .....	669	5 886	35 488	99	74	6	10	8	—	1	—	—	—
2381	Foundation, Structure, and Building Exterior Contractors .....	124	930	7 896	32	25	3	3	1	—	—	—	—	—
2382	Building Equipment Contractors .....	398	4 006	23 280	34	23	2	3	5	—	1	—	—	—
23821	Electrical Contractors .....	280	3 054	18 767	18	11	2	1	3	—	1	—	—	—
238210	Electrical Contractors .....	280	3 054	18 767	18	11	2	1	3	—	1	—	—	—
2383	Building Finishing Contractors .....	116	761	2 902	25	20	—	3	2	—	—	—	—	—
<b>31-33</b>	<b>Manufacturing</b> .....	<b>868</b>	<b>7 494</b>	<b>30 183</b>	<b>40</b>	<b>17</b>	<b>11</b>	<b>3</b>	<b>4</b>	<b>4</b>	—	<b>1</b>	—	—
311	Food mfg .....	(E)	(D)	(D)	8	4	2	—	—	1	—	1	—	—
3113	Sugar & confectionery product mfg .....	(E)	(D)	(D)	1	—	—	—	—	—	—	1	—	—
31131	Sugar mfg .....	(E)	(D)	(D)	1	—	—	—	—	—	—	1	—	—
322	Paper mfg .....	(C)	(D)	(D)	2	—	—	1	—	1	—	—	—	—
3222	Converted paper product mfg .....	(C)	(D)	(D)	2	—	—	1	—	1	—	—	—	—
<b>42</b>	<b>Wholesale trade</b> .....	<b>487</b>	<b>3 578</b>	<b>14 925</b>	<b>60</b>	<b>31</b>	<b>17</b>	<b>5</b>	<b>6</b>	<b>1</b>	—	—	—	—
423	Merchant Wholesalers, Durable Goods .....	112	1 126	3 982	22	14	5	2	1	—	—	—	—	—
424	Merchant Wholesalers, Nondurable Goods .....	369	2 412	10 797	35	14	12	3	5	1	—	—	—	—
4244	Grocery and Related Product Wholesalers .....	157	755	2 910	6	1	1	—	3	1	—	—	—	—

See footnotes at end of table.

**Table 6. Counties—Employees, Payroll, and Establishments by Industry: 2003—Con.**

[Excludes most government employees, railroad employees, and self-employed persons. Size class 1 to 4 includes establishments with payroll, but no employees, during mid-March pay period. (D) denotes figures withheld to avoid disclosing data for individual companies; the data are included in broader industry totals. Detailed industries with 100 or more employees are shown if industry was not a (D). For explanation of terms, abbreviations, and data reliability/comparability, see introductory text]

NAICS code	Industry	Number of employees for week including March 12	Payroll (\$1,000)		Total number of establishments	Number of establishments by employment-size class								
			First quarter	Annual		1 to 4	5 to 9	10 to 19	20 to 49	50 to 99	100 to 249	250 to 499	500 to 999	1,000 or more
<b>CLAY—Con.</b>														
<b>44-45</b>	<b>Retail trade .....</b>	<b>2 721</b>	<b>12 095</b>	<b>51 661</b>	<b>196</b>	<b>85</b>	<b>45</b>	<b>37</b>	<b>19</b>	<b>5</b>	<b>4</b>	<b>1</b>	—	—
441	Motor vehicle & parts dealers .....	352	3 031	12 640	25	14	2	5	2	2	—	—	—	—
4411	Automobile dealers .....	253	2 232	9 287	12	6	2	1	1	2	—	—	—	—
44111	New car dealers .....	243	2 182	9 084	6	—	2	1	1	2	—	—	—	—
441110	New car dealers .....	243	2 182	9 084	6	—	2	1	1	2	—	—	—	—
445	Food & beverage stores .....	661	1 927	7 869	23	7	7	3	3	—	3	—	—	—
4451	Grocery stores .....	(F)	(D)	(D)	9	1	—	2	3	—	3	—	—	—
44511	Grocery (except convenience) stores .....	556	1 684	6 903	7	1	—	—	3	—	3	—	—	—
445110	Grocery (except convenience) stores .....	556	1 684	6 903	7	1	—	—	3	—	3	—	—	—
446	Health & personal care stores .....	125	600	2 452	13	3	7	1	2	—	—	—	—	—
4461	Health & personal care stores .....	125	600	2 452	13	3	7	1	2	—	—	—	—	—
447	Gasoline stations .....	300	842	3 676	28	6	8	10	4	—	—	—	—	—
4471	Gasoline stations .....	300	842	3 676	28	6	8	10	4	—	—	—	—	—
44711	Gasoline stations with convenience stores .....	270	766	3 364	24	4	8	8	4	—	—	—	—	—
447110	Gasoline stations with convenience stores .....	270	766	3 364	24	4	8	8	4	—	—	—	—	—
448	Clothing & clothing accessories stores .....	(C)	(D)	(D)	24	12	10	2	—	—	—	—	—	—
452	General merchandise stores .....	580	2 386	10 183	7	2	—	—	1	2	1	1	—	—
4521	Department stores .....	(F)	(D)	(D)	4	—	—	—	—	2	1	1	—	—
45211	Department stores .....	(F)	(D)	(D)	4	—	—	—	—	2	1	1	—	—
453	Miscellaneous store retailers .....	202	671	2 637	18	4	5	5	4	—	—	—	—	—
4532	Office supplies, stationery & gift stores .....	114	385	1 491	8	1	2	2	3	—	—	—	—	—
<b>48-49</b>	<b>Transportation &amp; warehousing .....</b>	<b>349</b>	<b>1 670</b>	<b>7 934</b>	<b>57</b>	<b>40</b>	<b>8</b>	<b>4</b>	<b>3</b>	<b>2</b>	—	—	—	—
484	Truck transportation .....	156	909	4 751	37	31	1	3	1	1	—	—	—	—
4842	Specialized freight trucking .....	111	615	3 292	18	13	1	3	—	1	—	—	—	—
485	Transit & ground passenger transportation .....	(C)	(D)	(D)	11	5	3	1	1	1	—	—	—	—
<b>51</b>	<b>Information .....</b>	<b>340</b>	<b>1 435</b>	<b>5 655</b>	<b>13</b>	<b>6</b>	<b>3</b>	<b>2</b>	<b>1</b>	—	<b>1</b>	—	—	—
517	Telecommunications .....	294	1 233	4 815	7	4	1	—	1	—	1	—	—	—
5174	Satellite Telecommunications .....	(C)	(D)	(D)	1	—	—	—	—	—	1	—	—	—
51741	Satellite Telecommunications .....	(C)	(D)	(D)	1	—	—	—	—	—	1	—	—	—
<b>52</b>	<b>Finance &amp; insurance .....</b>	<b>513</b>	<b>4 444</b>	<b>16 450</b>	<b>86</b>	<b>53</b>	<b>17</b>	<b>10</b>	<b>6</b>	—	—	—	—	—
522	Credit intermediation & related activities .....	375	3 381	11 636	37	15	7	9	6	—	—	—	—	—
5221	Depository credit intermediation .....	330	2 655	9 480	31	11	6	9	5	—	—	—	—	—
52211	Commercial banking .....	297	2 482	8 743	25	9	2	9	5	—	—	—	—	—
522110	Commercial banking .....	297	2 482	8 743	25	9	2	9	5	—	—	—	—	—
524	Insurance carriers & related activities .....	117	906	3 603	37	28	8	1	—	—	—	—	—	—
<b>53</b>	<b>Real estate &amp; rental &amp; leasing .....</b>	<b>166</b>	<b>611</b>	<b>2 606</b>	<b>40</b>	<b>30</b>	<b>4</b>	<b>5</b>	<b>1</b>	—	—	—	—	—
531	Real estate .....	(C)	(D)	(D)	31	26	1	3	1	—	—	—	—	—
5311	Lessors of real estate .....	100	357	1 672	15	10	1	3	1	—	—	—	—	—
<b>54</b>	<b>Professional, scientific &amp; technical services .....</b>	<b>310</b>	<b>2 531</b>	<b>11 443</b>	<b>69</b>	<b>47</b>	<b>13</b>	<b>7</b>	<b>2</b>	—	—	—	—	—
541	Professional, scientific & technical services .....	310	2 531	11 443	69	47	13	7	2	—	—	—	—	—
5411	Legal services .....	116	991	5 299	20	11	5	3	1	—	—	—	—	—
54111	Offices of lawyers .....	(C)	(D)	(D)	19	11	5	2	1	—	—	—	—	—
<b>55</b>	<b>Management of companies &amp; enterprises .....</b>	<b>256</b>	<b>3 753</b>	<b>14 908</b>	<b>7</b>	<b>1</b>	<b>1</b>	<b>1</b>	<b>3</b>	—	<b>1</b>	—	—	—
551	Management of companies & enterprises .....	256	3 753	14 908	7	1	1	1	3	—	1	—	—	—
5511	Management of companies & enterprises .....	256	3 753	14 908	7	1	1	1	3	—	1	—	—	—
55111	Management of companies & enterprises .....	256	3 753	14 908	7	1	1	1	3	—	1	—	—	—
551114	Corp. subsidiary & regional managing offices .....	256	3 753	14 908	7	1	1	1	3	—	1	—	—	—
<b>56</b>	<b>Admin. support, waste mgt, remediation services .....</b>	<b>335</b>	<b>1 333</b>	<b>6 048</b>	<b>48</b>	<b>31</b>	<b>6</b>	<b>8</b>	<b>2</b>	—	<b>1</b>	—	—	—
561	Administrative & support services .....	(E)	(D)	(D)	46	31	6	6	2	—	1	—	—	—
5616	Investigation & security services .....	(C)	(D)	(D)	4	2	—	—	1	—	1	—	—	—
56161	Investigation, guard & armored car services .....	(C)	(D)	(D)	3	1	—	—	1	—	1	—	—	—
<b>61</b>	<b>Educational services .....</b>	<b>(G)</b>	<b>(D)</b>	<b>(D)</b>	<b>9</b>	<b>5</b>	—	<b>2</b>	—	<b>1</b>	—	—	—	<b>1</b>
611	Educational services .....	(G)	(D)	(D)	9	5	—	2	—	1	—	—	—	1
6113	Colleges, universities & professional schools .....	(G)	(D)	(D)	2	—	—	1	—	—	—	—	—	1
61131	Colleges, universities & professional schools .....	(G)	(D)	(D)	2	—	—	1	—	—	—	—	—	1

See footnotes at end of table.

**Table 6. Counties—Employees, Payroll, and Establishments by Industry: 2003—Con.**

[Excludes most government employees, railroad employees, and self-employed persons. Size class 1 to 4 includes establishments with payroll, but no employees, during mid-March pay period. (D) denotes figures withheld to avoid disclosing data for individual companies; the data are included in broader industry totals. Detailed industries with 100 or more employees are shown if industry was not a (D). For explanation of terms, abbreviations, and data reliability/comparability, see introductory text]

NAICS code	Industry	Number of employees for week including March 12	Payroll (\$1,000)		Total number of establishments	Number of establishments by employment-size class									
			First quarter	Annual		1 to 4	5 to 9	10 to 19	20 to 49	50 to 99	100 to 249	250 to 499	500 to 999	1,000 or more	
<b>CLAY—Con.</b>															
<b>62</b>	<b>Health care and social assistance</b> .....	<b>2 266</b>	<b>9 412</b>	<b>43 208</b>	<b>119</b>	<b>47</b>	<b>29</b>	<b>22</b>	<b>9</b>	<b>7</b>	<b>3</b>	<b>2</b>			
621	Ambulatory health care services .....	404	3 138	15 372	51	23	16	7	4	1					
6211	Offices of physicians .....	130	1 060	5 042	7	1	1	2	3						
62111	Offices of physicians .....	130	1 060	5 042	7	1	1	2	3						
621111	Offices of physicians (exc mental health) ...	130	1 060	5 042	7	1	1	2	3						
6212	Offices of dentists .....	134	1 076	6 052	16	3	9	3	1						
62121	Offices of dentists .....	134	1 076	6 052	16	3	9	3	1						
621210	Offices of dentists .....	134	1 076	6 052	16	3	9	3	1						
623	Nursing & residential care facilities .....	852	3 351	15 299	19	3	4	5	3	1	2	1			
6231	Nursing care facilities .....	619	2 518	11 964	7		1	2	1	1	1	1			
62311	Nursing care facilities .....	619	2 518	11 964	7		1	2	1	1	1	1			
623110	Nursing care facilities .....	619	2 518	11 964	7		1	2	1	1	1	1			
6232	Residential mental retardation, health facil .....	149	555	2 196	6	2	1	2			1				
62321	Residential mental retardation facilities .....	(C)	(D)	(D)	5	2	1	1			1				
624	Social assistance .....	1 010	2 923	12 537	49	21	9	10	2	5	1	1			
6241	Individual & family services .....	(F)	(D)	(D)	23	10	4	5	1	2		1			
62419	Other individual & family services .....	530	1 919	8 392	20	9	3	5		2		1			
624190	Other individual & family services .....	530	1 919	8 392	20	9	3	5		2		1			
6242	Community, emergency & other relief services ..	(C)	(D)	(D)	5	1	1	2		1					
6243	Vocational rehabilitation services .....	239	509	2 106	5	2				2	1				
62431	Vocational rehabilitation services .....	239	509	2 106	5	2				2	1				
624310	Vocational rehabilitation services .....	239	509	2 106	5	2				2	1				
6244	Child day care services .....	104	238	964	16	8	4	3	1						
62441	Child day care services .....	104	238	964	16	8	4	3	1						
624410	Child day care services .....	104	238	964	16	8	4	3	1						
<b>71</b>	<b>Arts, entertainment &amp; recreation</b> .....	<b>268</b>	<b>450</b>	<b>2 083</b>	<b>23</b>	<b>14</b>	<b>2</b>	<b>2</b>	<b>4</b>	<b>1</b>					
711	Performing arts, spectator sports & related industries .....	(C)	(D)	(D)	5	3			1	1					
713	Amusement, gambling & recreation industries .....	144	301	1 498	14	8	1	2	3						
7139	Other amusement & recreation industries .....	(C)	(D)	(D)	13	7	1	2	3						
<b>72</b>	<b>Accommodation &amp; food services</b> .....	<b>1 617</b>	<b>3 215</b>	<b>14 474</b>	<b>95</b>	<b>28</b>	<b>15</b>	<b>23</b>	<b>23</b>	<b>5</b>	<b>1</b>				
722	Food services & drinking places .....	1 527	3 022	12 963	83	20	15	20	22	5	1				
7221	Full-service restaurants .....	671	1 379	5 875	26	3	5	5	8	5					
72211	Full-service restaurants .....	671	1 379	5 875	26	3	5	5	8	5					
722110	Full-service restaurants .....	671	1 379	5 875	26	3	5	5	8	5					
7222	Limited-service eating places .....	575	1 159	4 971	38	7	9	11	11						
72221	Limited-service eating places .....	575	1 159	4 971	38	7	9	11	11						
722211	Limited-service restaurants .....	523	1 110	4 698	34	7	7	10	10						
7223	Special food services .....	(C)	(D)	(D)	3	2					1				
72231	Food service contractors .....	(C)	(D)	(D)	1						1				
7224	Drinking places (alcoholic beverages) .....	(C)	(D)	(D)	16	8	1	4	3						
72241	Drinking places (alcoholic beverages) .....	(C)	(D)	(D)	16	8	1	4	3						
<b>81</b>	<b>Other services (except public administration)</b> .....	<b>997</b>	<b>3 607</b>	<b>14 706</b>	<b>161</b>	<b>91</b>	<b>42</b>	<b>22</b>	<b>5</b>	<b>1</b>					
811	Repair & maintenance .....	209	1 091	4 373	54	39	11	4							
8111	Automotive repair & maintenance .....	185	958	3 776	43	29	10	4							
812	Personal & laundry services .....	157	598	2 533	31	16	9	6							
813	Religious, grantmaking, civic, prof & like organizations .....	631	1 918	7 800	76	36	22	12	5	1					
8131	Religious organizations .....	414	1 280	5 195	45	20	12	9	3	1					
81311	Religious organizations .....	414	1 280	5 195	45	20	12	9	3	1					
813110	Religious organizations .....	414	1 280	5 195	45	20	12	9	3	1					
8134	Civic & social organizations .....	156	215	881	13	2	7	2	2						
81341	Civic & social organizations .....	156	215	881	13	2	7	2	2						
813410	Civic & social organizations .....	156	215	881	13	2	7	2	2						
<b>99</b>	<b>Unclassified establishments</b> .....	<b>14</b>	<b>27</b>	<b>160</b>	<b>13</b>	<b>11</b>	<b>2</b>								
<b>CLEARWATER</b>															
	<b>Total</b> .....	<b>1 949</b>	<b>12 411</b>	<b>71 103</b>	<b>214</b>	<b>127</b>	<b>50</b>	<b>21</b>	<b>11</b>	<b>2</b>	<b>1</b>	<b>2</b>			
<b>11</b>	<b>Forestry, fishing, hunting, and agriculture support</b> .....	<b>21</b>	<b>144</b>	<b>441</b>	<b>5</b>	<b>2</b>	<b>3</b>								
<b>21</b>	<b>Mining</b> .....	<b>(A)</b>	<b>(D)</b>	<b>(D)</b>	<b>1</b>	<b>1</b>									
<b>22</b>	<b>Utilities</b> .....	<b>(A)</b>	<b>(D)</b>	<b>(D)</b>	<b>1</b>			<b>1</b>							
<b>23</b>	<b>Construction</b> .....	<b>382</b>	<b>4 523</b>	<b>36 706</b>	<b>38</b>	<b>34</b>	<b>1</b>	<b>1</b>	<b>1</b>			<b>1</b>			
237	Heavy and Civil Engineering Construction .....	(E)	(D)	(D)	10	7	1		1			1			
2371	Utility System Construction .....	(E)	(D)	(D)	9	6	1		1			1			
23713	Power and Communication Line and Related Structures Construction .....	(E)	(D)	(D)	8	5	1		1			1			
<b>31-33</b>	<b>Manufacturing</b> .....	<b>398</b>	<b>2 730</b>	<b>12 367</b>	<b>15</b>	<b>6</b>	<b>2</b>	<b>4</b>	<b>2</b>			<b>1</b>			
336	Transportation equipment mfg .....	(E)	(D)	(D)	1							1			
3363	Motor vehicle parts mfg .....	(E)	(D)	(D)	1							1			
33635	MV transmission & power train parts mfg .....	(E)	(D)	(D)	1							1			
<b>42</b>	<b>Wholesale trade</b> .....	<b>84</b>	<b>265</b>	<b>1 109</b>	<b>10</b>	<b>5</b>	<b>2</b>	<b>2</b>	<b>1</b>						

See footnotes at end of table.

**Table 6. Counties—Employees, Payroll, and Establishments by Industry: 2003—Con.**

[Excludes most government employees, railroad employees, and self-employed persons. Size class 1 to 4 includes establishments with payroll, but no employees, during mid-March pay period. (D) denotes figures withheld to avoid disclosing data for individual companies; the data are included in broader industry totals. Detailed industries with 100 or more employees are shown if industry was not a (D). For explanation of terms, abbreviations, and data reliability/comparability, see introductory text]

NAICS code	Industry	Number of employees for week including March 12	Payroll (\$1,000)		Total number of establishments	Number of establishments by employment-size class								
			First quarter	Annual		1 to 4	5 to 9	10 to 19	20 to 49	50 to 99	100 to 249	250 to 499	500 to 999	1,000 or more
<b>CLEARWATER—Con.</b>														
44-45	<b>Retail trade</b> .....	265	877	3 690	37	16	16	3	2	-	-	-	-	-
445	Food & beverage stores .....	115	253	1 028	7	2	2	1	2	-	-	-	-	-
4451	Grocery stores .....	(C)	(D)	(D)	5	1	1	1	2	-	-	-	-	-
48-49	<b>Transportation &amp; warehousing</b> .....	61	291	1 316	12	6	5	1	-	-	-	-	-	-
51	<b>Information</b> .....	(B)	(D)	(D)	2	-	1	-	1	-	-	-	-	-
52	<b>Finance &amp; insurance</b> .....	74	439	1 835	9	3	3	2	1	-	-	-	-	-
53	<b>Real estate &amp; rental &amp; leasing</b> .....	(A)	(D)	(D)	1	1	-	-	-	-	-	-	-	-
54	<b>Professional, scientific &amp; technical services</b> .....	(B)	(D)	(D)	10	8	1	1	-	-	-	-	-	-
55	<b>Management of companies &amp; enterprises</b> .....	(B)	(D)	(D)	1	-	-	-	-	1	-	-	-	-
56	<b>Admin, support, waste mgt, remediation services</b> .....	11	37	199	6	6	-	-	-	-	-	-	-	-
61	<b>Educational services</b> .....	(A)	(D)	(D)	1	1	-	-	-	-	-	-	-	-
62	<b>Health care and social assistance</b> .....	313	1 382	5 790	16	6	4	2	2	1	1	-	-	-
623	Nursing & residential care facilities .....	(C)	(D)	(D)	4	1	-	1	1	-	1	-	-	-
6231	Nursing care facilities .....	(C)	(D)	(D)	1	-	-	-	-	-	1	-	-	-
62311	Nursing care facilities .....	(C)	(D)	(D)	1	-	-	-	-	-	1	-	-	-
71	<b>Arts, entertainment &amp; recreation</b> .....	(A)	(D)	(D)	3	3	-	-	-	-	-	-	-	-
72	<b>Accommodation &amp; food services</b> .....	92	147	830	20	11	7	2	-	-	-	-	-	-
81	<b>Other services (except public administration)</b> .....	102	204	877	26	18	5	2	1	-	-	-	-	-
<b>COOK</b>														
	<b>Total</b> .....	2 011	10 054	45 568	267	181	42	22	15	4	3	-	-	-
11	<b>Forestry, fishing, hunting, and agriculture support</b> .....	(A)	(D)	(D)	3	2	1	-	-	-	-	-	-	-
22	<b>Utilities</b> .....	(B)	(D)	(D)	2	-	-	1	1	-	-	-	-	-
23	<b>Construction</b> .....	107	749	4 294	38	32	5	-	1	-	-	-	-	-
31-33	<b>Manufacturing</b> .....	(B)	(D)	(D)	4	1	-	2	1	-	-	-	-	-
42	<b>Wholesale trade</b> .....	(A)	(D)	(D)	2	2	-	-	-	-	-	-	-	-
44-45	<b>Retail trade</b> .....	309	1 244	5 931	49	25	13	8	3	-	-	-	-	-
48-49	<b>Transportation &amp; warehousing</b> .....	9	46	316	6	5	1	-	-	-	-	-	-	-
51	<b>Information</b> .....	50	483	2 099	5	3	-	1	1	-	-	-	-	-
52	<b>Finance &amp; insurance</b> .....	(B)	(D)	(D)	5	3	1	1	-	-	-	-	-	-
53	<b>Real estate &amp; rental &amp; leasing</b> .....	33	119	680	18	16	2	-	-	-	-	-	-	-
54	<b>Professional, scientific &amp; technical services</b> .....	(B)	(D)	(D)	12	11	1	-	-	-	-	-	-	-
56	<b>Admin, support, waste mgt, remediation services</b> .....	(A)	(D)	(D)	5	5	-	-	-	-	-	-	-	-
61	<b>Educational services</b> .....	8	39	250	4	4	-	-	-	-	-	-	-	-
62	<b>Health care and social assistance</b> .....	238	1 445	6 295	11	6	3	-	1	-	1	-	-	-
622	Hospitals .....	(C)	(D)	(D)	1	-	-	-	-	-	1	-	-	-
6221	General medical & surgical hospitals .....	(C)	(D)	(D)	1	-	-	-	-	-	1	-	-	-
62211	General medical & surgical hospitals .....	(C)	(D)	(D)	1	-	-	-	-	-	1	-	-	-
71	<b>Arts, entertainment &amp; recreation</b> .....	218	1 181	4 142	11	9	-	-	-	1	1	-	-	-
713	Amusement, gambling & recreation industries .....	213	1 156	4 044	6	4	-	-	-	1	1	-	-	-
7139	Other amusement & recreation industries .....	(C)	(D)	(D)	4	3	-	-	-	-	1	-	-	-
71392	Skiing facilities .....	(C)	(D)	(D)	1	-	-	-	-	-	1	-	-	-
72	<b>Accommodation &amp; food services</b> .....	792	2 861	13 836	73	40	13	9	7	3	1	-	-	-
721	Accommodation .....	599	2 361	11 269	49	29	5	7	4	3	1	-	-	-
7211	Traveler accommodation .....	549	2 125	10 091	39	22	5	4	4	3	1	-	-	-
72111	Hotels (exc casino hotels) & motels .....	533	2 090	9 888	31	15	4	4	4	3	1	-	-	-
721110	Hotels (exc casino hotels) & motels .....	533	2 090	9 888	31	15	4	4	4	3	1	-	-	-
722	Food services & drinking places .....	193	500	2 567	24	11	8	2	3	-	-	-	-	-
7221	Full-service restaurants .....	136	373	1 860	15	7	4	2	2	-	-	-	-	-
72211	Full-service restaurants .....	136	373	1 860	15	7	4	2	2	-	-	-	-	-
722110	Full-service restaurants .....	136	373	1 860	15	7	4	2	2	-	-	-	-	-
81	<b>Other services (except public administration)</b> .....	50	149	634	18	16	2	-	-	-	-	-	-	-
99	<b>Unclassified establishments</b> .....	(A)	(D)	(D)	1	1	-	-	-	-	-	-	-	-

See footnotes at end of table.

**Table 6. Counties—Employees, Payroll, and Establishments by Industry: 2003—Con.**

[Excludes most government employees, railroad employees, and self-employed persons. Size class 1 to 4 includes establishments with payroll, but no employees, during mid-March pay period. (D) denotes figures withheld to avoid disclosing data for individual companies; the data are included in broader industry totals. Detailed industries with 100 or more employees are shown if industry was not a (D). For explanation of terms, abbreviations, and data reliability/comparability, see introductory text]

NAICS code	Industry	Number of employees for week including March 12	Payroll (\$1,000)		Total number of establishments	Number of establishments by employment-size class								
			First quarter	Annual		1 to 4	5 to 9	10 to 19	20 to 49	50 to 99	100 to 249	250 to 499	500 to 999	1,000 or more
<b>COTTONWOOD</b>														
	<b>Total</b> .....	<b>6 545</b>	<b>40 517</b>	<b>164 608</b>	<b>357</b>	<b>214</b>	<b>60</b>	<b>50</b>	<b>22</b>	<b>5</b>	<b>3</b>	<b>1</b>	<b>1</b>	<b>1</b>
11	Forestry, fishing, hunting, and agriculture support .....	(B)	(D)	(D)	3	1	1	1	—	—	—	—	—	—
21	Mining .....	(A)	(D)	(D)	2	2	—	—	—	—	—	—	—	—
22	Utilities .....	(A)	(D)	(D)	2	—	2	—	—	—	—	—	—	—
23	Construction .....	123	634	4 160	39	33	2	3	1	—	—	—	—	—
31-33	Manufacturing .....	3 893	28 444	113 822	20	7	2	3	4	1	—	1	1	1
311	Food mfg .....	(H)	(D)	(D)	5	1	1	—	1	—	—	1	—	1
3116	Animal slaughtering & processing .....	(E)	(D)	(D)	2	1	—	—	—	—	—	1	—	—
31161	Animal slaughtering & processing .....	(E)	(D)	(D)	2	1	—	—	—	—	—	1	—	—
3118	Bakeries & tortilla mfg .....	(G)	(D)	(D)	1	—	—	—	—	—	—	—	—	1
31181	Bread & bakery product mfg .....	(G)	(D)	(D)	1	—	—	—	—	—	—	—	—	1
333	Machinery mfg .....	(F)	(D)	(D)	5	1	—	1	1	1	—	—	1	—
3331	Ag, construction & mining machinery mfg .....	(F)	(D)	(D)	3	—	—	—	1	1	—	—	1	—
33311	Agricultural implement mfg .....	(F)	(D)	(D)	3	—	—	—	1	1	—	—	1	—
42	Wholesale trade .....	138	1 145	4 312	22	12	5	4	1	—	—	—	—	—
44-45	Retail trade .....	677	2 588	11 020	63	28	9	16	9	1	—	—	—	—
444	Bldg material & garden equip & supp dealers .....	178	973	4 245	13	4	2	4	3	—	—	—	—	—
4442	Lawn & garden equip & supplies stores .....	126	712	3 188	7	1	—	4	2	—	—	—	—	—
44422	Nursery & garden centers .....	126	712	3 188	7	1	—	4	2	—	—	—	—	—
444220	Nursery & garden centers .....	126	712	3 188	7	1	—	4	2	—	—	—	—	—
445	Food & beverage stores .....	165	460	1 833	12	5	1	4	1	1	—	—	—	—
4451	Grocery stores .....	143	406	1 573	7	2	—	3	1	1	—	—	—	—
44511	Grocery (except convenience) stores .....	143	406	1 573	7	2	—	3	1	1	—	—	—	—
445110	Grocery (except convenience) stores .....	143	406	1 573	7	2	—	3	1	1	—	—	—	—
447	Gasoline stations .....	127	320	1 280	10	2	2	5	1	—	—	—	—	—
4471	Gasoline stations .....	127	320	1 280	10	2	2	5	1	—	—	—	—	—
48-49	Transportation & warehousing .....	(B)	(D)	(D)	12	11	1	—	—	—	—	—	—	—
51	Information .....	52	420	1 600	9	6	1	1	1	—	—	—	—	—
52	Finance & insurance .....	131	1 097	4 236	26	19	3	3	1	—	—	—	—	—
53	Real estate & rental & leasing .....	16	132	515	5	4	1	—	—	—	—	—	—	—
54	Professional, scientific & technical services .....	50	267	1 127	18	14	3	1	—	—	—	—	—	—
55	Management of companies & enterprises .....	(A)	(D)	(D)	1	—	—	1	—	—	—	—	—	—
56	Admin, support, waste mgt, remediation services .....	28	79	320	9	7	1	1	—	—	—	—	—	—
61	Educational services .....	(B)	(D)	(D)	2	1	—	—	1	—	—	—	—	—
62	Health care and social assistance .....	849	3 789	15 409	35	15	7	5	2	3	3	—	—	—
622	Hospitals .....	(C)	(D)	(D)	2	—	—	—	1	—	1	—	—	—
6221	General medical & surgical hospitals .....	(C)	(D)	(D)	2	—	—	—	1	—	1	—	—	—
62211	General medical & surgical hospitals .....	(C)	(D)	(D)	2	—	—	—	1	—	1	—	—	—
623	Nursing & residential care facilities .....	(F)	(D)	(D)	8	—	2	1	—	3	2	—	—	—
6231	Nursing care facilities .....	(E)	(D)	(D)	3	—	—	—	—	1	2	—	—	—
62311	Nursing care facilities .....	(E)	(D)	(D)	3	—	—	—	—	1	2	—	—	—
6232	Residential mental retardation, health facil .....	(C)	(D)	(D)	5	—	2	1	—	2	—	—	—	—
62321	Residential mental retardation facilities .....	(C)	(D)	(D)	5	—	2	1	—	2	—	—	—	—
71	Arts, entertainment & recreation .....	(B)	(D)	(D)	8	6	1	1	—	—	—	—	—	—
72	Accommodation & food services .....	205	385	1 531	23	10	5	6	2	—	—	—	—	—
722	Food services & drinking places .....	(C)	(D)	(D)	21	9	5	5	2	—	—	—	—	—
81	Other services (except public administration) .....	240	645	2 660	56	36	16	4	—	—	—	—	—	—
813	Religious, grantmaking, civic, prof & like organizations .....	169	361	1 465	36	23	9	4	—	—	—	—	—	—
8131	Religious organizations .....	112	288	1 152	24	14	8	2	—	—	—	—	—	—
81311	Religious organizations .....	112	288	1 152	24	14	8	2	—	—	—	—	—	—
813110	Religious organizations .....	112	288	1 152	24	14	8	2	—	—	—	—	—	—
99	Unclassified establishments .....	(A)	(D)	(D)	2	2	—	—	—	—	—	—	—	—

See footnotes at end of table.

**Table 6. Counties—Employees, Payroll, and Establishments by Industry: 2003—Con.**

[Excludes most government employees, railroad employees, and self-employed persons. Size class 1 to 4 includes establishments with payroll, but no employees, during mid-March pay period. (D) denotes figures withheld to avoid disclosing data for individual companies; the data are included in broader industry totals. Detailed industries with 100 or more employees are shown if industry was not a (D). For explanation of terms, abbreviations, and data reliability/comparability, see introductory text]

NAICS code	Industry	Number of employees for week including March 12	Payroll (\$1,000)		Total number of establishments	Number of establishments by employment-size class								
			First quarter	Annual		1 to 4	5 to 9	10 to 19	20 to 49	50 to 99	100 to 249	250 to 499	500 to 999	1,000 or more
<b>CROW WING</b>														
	<b>Total</b> .....	<b>23 237</b>	<b>138 680</b>	<b>621 750</b>	<b>2 020</b>	<b>1 122</b>	<b>372</b>	<b>285</b>	<b>154</b>	<b>54</b>	<b>25</b>	<b>7</b>	<b>1</b>	<b>-</b>
<b>11</b>	<b>Forestry, fishing, hunting, and agriculture support</b> .....	<b>(A)</b>	<b>(D)</b>	<b>(D)</b>	<b>5</b>	<b>4</b>	<b>1</b>	<b>-</b>	<b>-</b>	<b>-</b>	<b>-</b>	<b>-</b>	<b>-</b>	<b>-</b>
<b>21</b>	<b>Mining</b> .....	<b>(A)</b>	<b>(D)</b>	<b>(D)</b>	<b>2</b>	<b>-</b>	<b>2</b>	<b>-</b>	<b>-</b>	<b>-</b>	<b>-</b>	<b>-</b>	<b>-</b>	<b>-</b>
<b>22</b>	<b>Utilities</b> .....	<b>126</b>	<b>1 808</b>	<b>7 500</b>	<b>9</b>	<b>4</b>	<b>2</b>	<b>2</b>	<b>-</b>	<b>1</b>	<b>-</b>	<b>-</b>	<b>-</b>	<b>-</b>
221	Utilities .....	126	1 808	7 500	9	4	2	2	-	1	-	-	-	-
2211	Elec pwr generation, transmsn & distribution ...	(C)	(D)	(D)	5	2	1	1	-	1	-	-	-	-
<b>23</b>	<b>Construction</b> .....	<b>1 949</b>	<b>16 554</b>	<b>77 155</b>	<b>314</b>	<b>226</b>	<b>46</b>	<b>20</b>	<b>14</b>	<b>5</b>	<b>3</b>	<b>-</b>	<b>-</b>	<b>-</b>
236	Construction of Buildings .....	840	6 507	27 420	102	63	21	10	5	1	2	-	-	-
2361	Residential Building Construction .....	583	3 804	16 610	92	59	19	8	4	1	1	-	-	-
23611	Residential Building Construction .....	583	3 804	16 610	92	59	19	8	4	1	1	-	-	-
236115	New Single-Family Housing Construction (except Operative Builders) .....	447	2 944	13 017	77	51	14	8	3	-	1	-	-	-
236117	New Housing Operative Builders .....	100	617	2 498	4	1	1	-	1	1	-	-	-	-
2362	Nonresidential Building Construction .....	257	2 703	10 810	10	4	2	2	1	-	1	-	-	-
23622	Commercial and Institutional Building Construction .....	(E)	(D)	(D)	9	4	1	2	1	-	1	-	-	-
237	Heavy and Civil Engineering Construction .....	397	4 972	22 344	23	14	2	1	2	3	1	-	-	-
2371	Utility System Construction .....	(E)	(D)	(D)	14	8	1	1	1	3	-	-	-	-
23713	Power and Communication Line and Related Structures Construction .....	180	2 258	7 856	6	2	-	1	1	2	-	-	-	-
237130	Power and Communication Line and Related Structures Construction .....	180	2 258	7 856	6	2	-	1	1	2	-	-	-	-
2373	Highway, Street, and Bridge Construction .....	(C)	(D)	(D)	2	1	-	-	-	-	1	-	-	-
23731	Highway, Street, and Bridge Construction .....	(C)	(D)	(D)	2	1	-	-	-	-	1	-	-	-
238	Specialty Trade Contractors .....	712	5 075	27 391	189	149	23	9	7	1	-	-	-	-
2382	Building Equipment Contractors .....	412	3 381	16 102	66	47	8	5	5	1	-	-	-	-
23821	Electrical Contractors .....	(C)	(D)	(D)	27	18	3	2	4	-	-	-	-	-
23822	Plumbing, Heating, and Air-Conditioning Contractors .....	205	1 631	8 116	37	28	5	2	1	1	-	-	-	-
238220	Plumbing, Heating, and Air-Conditioning Contractors .....	205	1 631	8 116	37	28	5	2	1	1	-	-	-	-
2383	Building Finishing Contractors .....	163	1 055	4 922	37	26	6	3	2	-	-	-	-	-
<b>31-33</b>	<b>Manufacturing</b> .....	<b>3 084</b>	<b>24 081</b>	<b>100 205</b>	<b>111</b>	<b>44</b>	<b>17</b>	<b>17</b>	<b>19</b>	<b>7</b>	<b>5</b>	<b>2</b>	<b>-</b>	<b>-</b>
321	Wood product mfg .....	417	3 494	14 244	7	1	1	1	1	2	1	-	-	-
3212	Veneer, plywood & engineered wood product mfg .....	(C)	(D)	(D)	2	-	-	1	-	-	1	-	-	-
32121	Veneer, plywood & engineered wood product mfg .....	(C)	(D)	(D)	2	-	-	1	-	-	1	-	-	-
3219	Other wood product mfg .....	(C)	(D)	(D)	4	1	1	-	-	2	-	-	-	-
323	Printing & related support activities .....	326	2 482	10 256	12	2	4	2	3	-	1	-	-	-
3231	Printing & related support activities .....	326	2 482	10 256	12	2	4	2	3	-	1	-	-	-
32311	Printing .....	(E)	(D)	(D)	11	2	3	2	3	-	1	-	-	-
326	Plastics & rubber products mfg .....	350	2 283	9 470	7	1	1	-	4	-	1	-	-	-
3261	Plastics product mfg .....	(E)	(D)	(D)	5	1	-	-	3	-	1	-	-	-
32619	Other plastics product mfg .....	(C)	(D)	(D)	2	-	-	-	1	-	1	-	-	-
332	Fabricated metal product mfg .....	651	5 848	23 467	18	5	5	1	3	3	-	1	-	-
3321	Forging & stamping .....	(E)	(D)	(D)	1	-	-	-	-	-	-	1	-	-
33211	Forging & stamping .....	(E)	(D)	(D)	1	-	-	-	-	-	-	1	-	-
3327	Mach shops, turn prod, screw, nut, bolt mfg ....	190	1 723	6 940	7	2	2	-	1	2	-	-	-	-
33271	Machine shops .....	190	1 723	6 940	7	2	2	-	1	2	-	-	-	-
332710	Machine shops .....	190	1 723	6 940	7	2	2	-	1	2	-	-	-	-
3329	Other fabricated metal product mfg .....	127	1 174	4 797	5	2	-	-	2	1	-	-	-	-
333	Machinery mfg .....	265	2 728	11 211	13	6	1	3	1	1	1	-	-	-
3339	Other general purpose machinery mfg .....	172	1 943	7 925	4	1	-	1	1	-	1	-	-	-
33399	All other general purpose machinery mfg ....	(C)	(D)	(D)	2	-	-	-	1	-	1	-	-	-
334	Computer & electronic product mfg .....	238	1 739	6 449	5	1	-	1	1	1	1	-	-	-
3344	Semiconductor & oth electronic component mfg .....	(C)	(D)	(D)	4	1	-	1	1	-	1	-	-	-
33441	Semiconductor & oth electronic component mfg .....	(C)	(D)	(D)	4	1	-	1	1	-	1	-	-	-
336	Transportation equipment mfg .....	(E)	(D)	(D)	5	2	-	2	-	-	-	1	-	-
3363	Motor vehicle parts mfg .....	(E)	(D)	(D)	3	1	-	1	-	-	-	1	-	-
33637	Motor vehicle metal stamping .....	(E)	(D)	(D)	2	1	-	-	-	-	-	1	-	-
337	Furniture & related product mfg .....	167	1 055	4 961	18	9	1	5	3	-	-	-	-	-
3371	HH & institutional furniture & kitchen cabinet mfg .....	(C)	(D)	(D)	16	8	1	5	2	-	-	-	-	-
339	Miscellaneous mfg .....	118	601	2 499	12	8	2	-	2	-	-	-	-	-
3399	Other miscellaneous mfg .....	(C)	(D)	(D)	10	7	1	-	2	-	-	-	-	-

See footnotes at end of table.

**Table 6. Counties—Employees, Payroll, and Establishments by Industry: 2003—Con.**

[Excludes most government employees, railroad employees, and self-employed persons. Size class 1 to 4 includes establishments with payroll, but no employees, during mid-March pay period. (D) denotes figures withheld to avoid disclosing data for individual companies; the data are included in broader industry totals. Detailed industries with 100 or more employees are shown if industry was not a (D). For explanation of terms, abbreviations, and data reliability/comparability, see introductory text]

NAICS code	Industry	Number of employees for week including March 12	Payroll (\$1,000)		Total number of establishments	Number of establishments by employment-size class									
			First quarter	Annual		1 to 4	5 to 9	10 to 19	20 to 49	50 to 99	100 to 249	250 to 499	500 to 999	1,000 or more	
<b>CROW WING—Con.</b>															
<b>42</b>	<b>Wholesale trade</b>	<b>652</b>	<b>4 405</b>	<b>19 861</b>	<b>74</b>	<b>41</b>	<b>11</b>	<b>13</b>	<b>8</b>	<b>1</b>	—	—	—	—	
423	Merchant Wholesalers, Durable Goods	284	2 004	8 877	45	27	7	9	2	—	—	—	—	—	
424	Merchant Wholesalers, Nondurable Goods	365	2 370	10 832	23	8	4	4	6	1	—	—	—	—	
4244	Grocery and Related Product Wholesalers	137	696	3 147	7	1	2	1	3	—	—	—	—	—	
42449	Other Grocery and Related Products														
424490	Merchant Wholesalers	122	664	3 021	4	—	—	1	3	—	—	—	—	—	
424490	Other Grocery and Related Products														
424490	Merchant Wholesalers	122	664	3 021	4	—	—	1	3	—	—	—	—	—	
4249	Miscellaneous Nondurable Goods Merchant Wholesalers	117	795	3 864	7	4	1	1	—	1	—	—	—	—	
<b>44-45</b>	<b>Retail trade</b>	<b>4 581</b>	<b>22 615</b>	<b>98 212</b>	<b>366</b>	<b>151</b>	<b>93</b>	<b>77</b>	<b>27</b>	<b>10</b>	<b>7</b>	<b>1</b>	—	—	
441	Motor vehicle & parts dealers	785	5 390	24 112	44	10	14	12	4	3	1	—	—	—	
4411	Automobile dealers	473	3 669	15 985	17	5	5	2	1	3	1	—	—	—	
44111	New car dealers	427	3 351	14 503	10	2	2	2	—	3	1	—	—	—	
441110	New car dealers	427	3 351	14 503	10	2	2	2	—	3	1	—	—	—	
4412	Other motor vehicle dealers	167	906	4 866	13	2	5	4	2	—	—	—	—	—	
44122	Motorcycle & boat & other MV dealers	(C)	(D)	(D)	12	2	5	3	2	—	—	—	—	—	
4413	Automotive parts, accessories & tire stores	145	815	3 261	14	3	4	6	1	—	—	—	—	—	
442	Furniture & home furnishing stores	149	1 077	3 826	19	9	4	4	2	—	—	—	—	—	
4422	Home furnishings stores	114	872	2 740	12	5	3	2	2	—	—	—	—	—	
443	Electronics & appliance stores	173	835	3 500	16	7	4	4	—	1	—	—	—	—	
4431	Electronics & appliance stores	173	835	3 500	16	7	4	4	—	1	—	—	—	—	
44311	Appliance, TV & all other electronics stores	162	788	3 292	13	5	3	4	—	1	—	—	—	—	
443112	Radio, television & other electronics stores	118	602	2 338	6	3	—	2	—	1	—	—	—	—	
444	Bldg material & garden equip & supp dealers	604	3 523	15 549	44	14	16	8	4	—	2	—	—	—	
4441	Building material & supplies dealers	510	3 232	13 384	33	8	15	6	2	—	2	—	—	—	
44411	Home centers	277	1 595	6 479	4	—	1	1	—	—	2	—	—	—	
444110	Home centers	277	1 595	6 479	4	—	1	1	—	—	2	—	—	—	
44419	Other building material dealers	149	1 332	5 499	17	4	8	4	1	—	—	—	—	—	
444190	Other building material dealers	149	1 332	5 499	17	4	8	4	1	—	—	—	—	—	
445	Food & beverage stores	665	2 666	12 248	39	19	6	5	4	3	2	—	—	—	
4451	Grocery stores	(F)	(D)	(D)	17	4	1	4	3	3	2	—	—	—	
44511	Grocery (except convenience) stores	552	2 306	10 552	14	2	1	3	3	3	2	—	—	—	
445110	Grocery (except convenience) stores	552	2 306	10 552	14	2	1	3	3	3	2	—	—	—	
446	Health & personal care stores	158	799	3 732	20	11	3	4	2	—	—	—	—	—	
4461	Health & personal care stores	158	799	3 732	20	11	3	4	2	—	—	—	—	—	
44611	Pharmacies & drug stores	101	539	2 348	8	3	1	2	2	—	—	—	—	—	
446110	Pharmacies & drug stores	101	539	2 348	8	3	1	2	2	—	—	—	—	—	
447	Gasoline stations	431	1 454	6 125	43	6	14	21	2	—	—	—	—	—	
4471	Gasoline stations	431	1 454	6 125	43	6	14	21	2	—	—	—	—	—	
44711	Gasoline stations with convenience stores	387	1 250	4 985	36	3	12	19	2	—	—	—	—	—	
447110	Gasoline stations with convenience stores	387	1 250	4 985	36	3	12	19	2	—	—	—	—	—	
448	Clothing & clothing accessories stores	162	393	1 779	33	20	6	7	—	—	—	—	—	—	
451	Sporting goods, hobby, book & music stores	139	347	1 664	30	17	10	2	1	—	—	—	—	—	
4511	Sporting goods, hobby, musical instrument stores	104	265	1 310	24	15	7	1	1	—	—	—	—	—	
452	General merchandise stores	838	4 040	16 298	10	3	—	1	—	3	2	1	—	—	
4521	Department stores	818	3 982	15 923	6	—	—	—	—	3	2	1	—	—	
45211	Department stores	818	3 982	15 923	6	—	—	—	—	3	2	1	—	—	
452111	Department Stores (except Discount Department Stores)	340	1 556	6 264	3	—	—	—	—	2	1	—	—	—	
452112	Discount Department Stores	478	2 426	9 659	3	—	—	—	—	1	1	1	—	—	
453	Miscellaneous store retailers	280	964	4 583	46	26	11	6	3	—	—	—	—	—	
4532	Office supplies, stationery & gift stores	(C)	(D)	(D)	24	17	2	3	2	—	—	—	—	—	
45322	Gift, novelty & souvenir stores	115	278	1 346	23	17	2	3	1	—	—	—	—	—	
453220	Gift, novelty & souvenir stores	115	278	1 346	23	17	2	3	1	—	—	—	—	—	
454	Nonstore retailers	197	1 127	4 796	22	9	5	3	5	—	—	—	—	—	
4543	Direct selling establishments	135	816	3 451	15	6	3	3	3	—	—	—	—	—	
<b>48-49</b>	<b>Transportation &amp; warehousing</b>	<b>443</b>	<b>2 512</b>	<b>10 758</b>	<b>39</b>	<b>22</b>	<b>6</b>	<b>6</b>	<b>2</b>	<b>2</b>	<b>1</b>	—	—	—	
485	Transit & ground passenger transportation	236	938	4 121	6	1	1	1	1	1	1	—	—	—	
4854	School & employee bus transportation	(C)	(D)	(D)	2	—	—	—	—	1	—	—	—	—	
48541	School & employee bus transportation	(C)	(D)	(D)	2	—	—	—	—	1	—	—	—	—	
<b>51</b>	<b>Information</b>	<b>807</b>	<b>5 343</b>	<b>25 717</b>	<b>42</b>	<b>12</b>	<b>6</b>	<b>11</b>	<b>10</b>	<b>2</b>	<b>1</b>	—	—	—	
511	Publishing industries	204	1 661	6 651	8	2	1	1	2	2	—	—	—	—	
5111	Newspaper, periodical, book, database publishers	204	1 661	6 651	8	2	1	1	2	2	—	—	—	—	
51111	Newspaper publishers	(C)	(D)	(D)	4	1	—	—	2	1	—	—	—	—	
517	Telecommunications	425	2 497	13 987	17	4	2	6	4	—	1	—	—	—	
5171	Wired Telecommunications Carriers	305	1 360	7 254	9	3	1	2	2	—	1	—	—	—	
51711	Wired Telecommunications Carriers	305	1 360	7 254	9	3	1	2	2	—	1	—	—	—	
517110	Wired Telecommunications Carriers	305	1 360	7 254	9	3	1	2	2	—	1	—	—	—	

See footnotes at end of table.

**Table 6. Counties—Employees, Payroll, and Establishments by Industry: 2003—Con.**

[Excludes most government employees, railroad employees, and self-employed persons. Size class 1 to 4 includes establishments with payroll, but no employees, during mid-March pay period. (D) denotes figures withheld to avoid disclosing data for individual companies; the data are included in broader industry totals. Detailed industries with 100 or more employees are shown if industry was not a (D). For explanation of terms, abbreviations, and data reliability/comparability, see introductory text]

NAICS code	Industry	Number of employees for week including March 12	Payroll (\$1,000)		Total number of establishments	Number of establishments by employment-size class									
			First quarter	Annual		1 to 4	5 to 9	10 to 19	20 to 49	50 to 99	100 to 249	250 to 499	500 to 999	1,000 or more	
<b>CROW WING—Con.</b>															
<b>52</b>	<b>Finance &amp; insurance</b> .....	<b>692</b>	<b>5 791</b>	<b>23 661</b>	<b>125</b>	<b>91</b>	<b>15</b>	<b>11</b>	<b>7</b>	<b>1</b>	—	—	—	—	
522	Credit intermediation & related activities .....	537	4 702	18 630	58	31	9	10	7	1	—	—	—	—	
5221	Depository credit intermediation .....	452	4 033	15 715	39	18	6	8	6	1	—	—	—	—	
52211	Commercial banking .....	338	3 167	12 197	32	16	4	8	3	1	—	—	—	—	
522110	Commercial banking .....	338	3 167	12 197	32	16	4	8	3	1	—	—	—	—	
524	Insurance carriers & related activities .....	130	834	3 793	49	43	5	1	—	—	—	—	—	—	
5242	Agencies & other insurance related activities ...	116	730	3 413	43	38	4	1	—	—	—	—	—	—	
52421	Insurance agencies & brokerages .....	109	685	3 234	39	34	4	1	—	—	—	—	—	—	
524210	Insurance agencies & brokerages .....	109	685	3 234	39	34	4	1	—	—	—	—	—	—	
<b>53</b>	<b>Real estate &amp; rental &amp; leasing</b> .....	<b>230</b>	<b>1 065</b>	<b>6 313</b>	<b>97</b>	<b>81</b>	<b>14</b>	<b>2</b>	—	—	—	—	—	—	
531	Real estate .....	158	746	4 954	85	78	6	1	—	—	—	—	—	—	
<b>54</b>	<b>Professional, scientific &amp; technical services</b> .....	<b>1 267</b>	<b>11 567</b>	<b>48 305</b>	<b>119</b>	<b>78</b>	<b>20</b>	<b>12</b>	<b>4</b>	<b>3</b>	<b>1</b>	<b>1</b>	—	—	
541	Professional, scientific & technical services .....	1 267	11 567	48 305	119	78	20	12	4	3	1	1	—	—	
5411	Legal services .....	207	1 400	6 481	38	24	6	7	1	—	—	—	—	—	
54111	Offices of lawyers .....	125	897	4 083	31	21	6	4	—	—	—	—	—	—	
541110	Offices of lawyers .....	125	897	4 083	31	21	6	4	—	—	—	—	—	—	
5412	Accounting, tax prep, bookkeep, payroll services .....	192	1 448	5 693	20	13	2	3	1	1	—	—	—	—	
54121	Accounting, tax prep, bookkeep, payroll services .....	192	1 448	5 693	20	13	2	3	1	1	—	—	—	—	
5413	Architectural, engineering & related services ...	254	3 244	15 127	17	11	3	—	1	1	1	—	—	—	
54133	Engineering services .....	225	3 087	14 335	9	5	1	—	1	1	1	—	—	—	
541330	Engineering services .....	225	3 087	14 335	9	5	1	—	1	1	1	—	—	—	
5416	Management, sci & tech consulting services .....	(E)	(D)	(D)	15	13	—	1	—	—	—	1	—	—	
54161	Management consulting services .....	(E)	(D)	(D)	12	10	—	1	—	—	—	1	—	—	
<b>55</b>	<b>Management of companies &amp; enterprises</b> .....	<b>54</b>	<b>564</b>	<b>2 042</b>	<b>10</b>	<b>5</b>	<b>4</b>	<b>1</b>	—	—	—	—	—	—	
<b>56</b>	<b>Admin, support, waste mgt, remediation services</b> .....	<b>703</b>	<b>2 508</b>	<b>11 903</b>	<b>88</b>	<b>53</b>	<b>16</b>	<b>10</b>	<b>4</b>	<b>5</b>	—	—	—	—	
561	Administrative & support services .....	643	2 092	10 221	76	46	13	8	4	5	—	—	—	—	
5613	Employment services .....	233	617	2 584	6	—	—	2	1	3	—	—	—	—	
56132	Temporary help services .....	(C)	(D)	(D)	5	—	—	1	1	3	—	—	—	—	
5614	Business support services .....	104	278	1 032	8	4	1	1	1	1	—	—	—	—	
5617	Services to buildings & dwellings .....	128	335	2 014	39	30	6	2	1	—	—	—	—	—	
<b>61</b>	<b>Educational services</b> .....	<b>(C)</b>	<b>(D)</b>	<b>(D)</b>	<b>11</b>	<b>5</b>	<b>2</b>	<b>1</b>	<b>2</b>	—	<b>1</b>	—	—	—	
611	Educational services .....	(C)	(D)	(D)	11	5	2	1	2	—	1	—	—	—	
6116	Other schools & instruction .....	(C)	(D)	(D)	6	4	1	—	—	—	1	—	—	—	
61161	Fine arts schools .....	(C)	(D)	(D)	1	—	—	—	—	—	1	—	—	—	
<b>62</b>	<b>Health care and social assistance</b> .....	<b>4 262</b>	<b>27 617</b>	<b>128 567</b>	<b>159</b>	<b>61</b>	<b>41</b>	<b>30</b>	<b>13</b>	<b>7</b>	<b>3</b>	<b>3</b>	<b>1</b>	—	
621	Ambulatory health care services .....	1 243	9 776	54 404	86	39	25	11	7	2	1	1	—	—	
6211	Offices of physicians .....	477	5 201	31 678	13	5	2	2	2	1	—	1	—	—	
62111	Offices of physicians .....	477	5 201	31 678	13	5	2	2	2	1	—	1	—	—	
621111	Offices of physicians (exc mental health) ...	473	5 095	31 220	10	2	2	2	2	1	—	1	—	—	
6212	Offices of dentists .....	216	1 736	10 741	29	12	12	4	1	—	—	—	—	—	
62121	Offices of dentists .....	216	1 736	10 741	29	12	12	4	1	—	—	—	—	—	
621210	Offices of dentists .....	216	1 736	10 741	29	12	12	4	1	—	—	—	—	—	
6213	Offices of other health practitioners .....	102	721	3 257	22	13	7	2	—	—	—	—	—	—	
6216	Home health care services .....	322	1 159	4 675	8	3	—	1	2	1	1	—	—	—	
62161	Home health care services .....	322	1 159	4 675	8	3	—	1	2	1	1	—	—	—	
621610	Home health care services .....	322	1 159	4 675	8	3	—	1	2	1	1	—	—	—	
622	Hospitals .....	(G)	(D)	(D)	2	—	—	—	—	—	—	1	1	—	
6221	General medical & surgical hospitals .....	(G)	(D)	(D)	2	—	—	—	—	—	—	1	1	—	
62211	General medical & surgical hospitals .....	(G)	(D)	(D)	2	—	—	—	—	—	—	1	1	—	
623	Nursing & residential care facilities .....	1 173	4 691	19 007	28	2	6	10	4	3	2	1	—	—	
6231	Nursing care facilities .....	(F)	(D)	(D)	3	—	—	1	—	—	1	1	—	—	
62311	Nursing care facilities .....	(F)	(D)	(D)	3	—	—	1	—	—	1	1	—	—	
6232	Residential mental retardation, health facil .....	(E)	(D)	(D)	16	—	5	5	4	1	1	—	—	—	
62321	Residential mental retardation facilities .....	460	1 932	7 292	14	—	5	3	4	1	1	—	—	—	
623210	Residential mental retardation facilities .....	460	1 932	7 292	14	—	5	3	4	1	1	—	—	—	
6239	Other residential care facilities .....	(C)	(D)	(D)	6	1	—	4	—	1	—	—	—	—	
62399	Other residential care facilities .....	(C)	(D)	(D)	6	1	—	4	—	1	—	—	—	—	
624	Social assistance .....	(E)	(D)	(D)	43	20	10	9	2	2	—	—	—	—	
6241	Individual & family services .....	154	728	3 032	18	7	4	6	1	—	—	—	—	—	
6243	Vocational rehabilitation services .....	(C)	(D)	(D)	2	—	—	—	1	1	—	—	—	—	
62431	Vocational rehabilitation services .....	(C)	(D)	(D)	2	—	—	—	1	1	—	—	—	—	
6244	Child day care services .....	139	455	1 987	18	9	6	2	—	1	—	—	—	—	
62441	Child day care services .....	139	455	1 987	18	9	6	2	—	1	—	—	—	—	
624410	Child day care services .....	139	455	1 987	18	9	6	2	—	1	—	—	—	—	
<b>71</b>	<b>Arts, entertainment &amp; recreation</b> .....	<b>202</b>	<b>573</b>	<b>4 339</b>	<b>45</b>	<b>33</b>	<b>9</b>	—	<b>3</b>	—	—	—	—	—	
713	Amusement, gambling & recreation industries ....	184	517	4 053	38	27	8	—	3	—	—	—	—	—	
7139	Other amusement & recreation industries .....	(C)	(D)	(D)	34	25	6	—	3	—	—	—	—	—	

See footnotes at end of table.



**Table 6. Counties—Employees, Payroll, and Establishments by Industry: 2003—Con.**

[Excludes most government employees, railroad employees, and self-employed persons. Size class 1 to 4 includes establishments with payroll, but no employees, during mid-March pay period. (D) denotes figures withheld to avoid disclosing data for individual companies; the data are included in broader industry totals. Detailed industries with 100 or more employees are shown if industry was not a (D). For explanation of terms, abbreviations, and data reliability/comparability, see introductory text]

NAICS code	Industry	Number of employees for week including March 12	Payroll (\$1,000)		Total number of establishments	Number of establishments by employment-size class								
			First quarter	Annual		1 to 4	5 to 9	10 to 19	20 to 49	50 to 99	100 to 249	250 to 499	500 to 999	1,000 or more
<b>CROW WING—Con.</b>														
<b>72</b>	<b>Accommodation &amp; food services .....</b>	<b>2 731</b>	<b>7 022</b>	<b>37 124</b>	<b>201</b>	<b>84</b>	<b>27</b>	<b>45</b>	<b>34</b>	<b>9</b>	<b>2</b>	—	—	—
721	Accommodation .....	602	2 202	13 371	44	28	—	9	4	1	2	—	—	—
7211	Traveler accommodation .....	551	1 949	12 085	31	17	—	8	3	1	2	—	—	—
72111	Hotels (exc casino hotels) & motels .....	548	1 945	12 057	28	14	—	8	3	1	2	—	—	—
721110	Hotels (exc casino hotels) & motels .....	548	1 945	12 057	28	14	—	8	3	1	2	—	—	—
722	Food services & drinking places .....	2 129	4 820	23 753	157	56	27	36	30	8	—	—	—	—
7221	Full-service restaurants .....	1 231	2 718	14 076	76	19	15	20	17	5	—	—	—	—
72211	Full-service restaurants .....	1 231	2 718	14 076	76	19	15	20	17	5	—	—	—	—
722110	Full-service restaurants .....	1 231	2 718	14 076	76	19	15	20	17	5	—	—	—	—
7222	Limited-service eating places .....	723	1 662	7 850	50	18	7	12	10	3	—	—	—	—
72221	Limited-service eating places .....	723	1 662	7 850	50	18	7	12	10	3	—	—	—	—
722211	Limited-service restaurants .....	705	1 624	7 656	44	13	7	11	10	3	—	—	—	—
7224	Drinking places (alcoholic beverages) .....	153	310	1 300	25	15	4	3	3	—	—	—	—	—
72241	Drinking places (alcoholic beverages) .....	153	310	1 300	25	15	4	3	3	—	—	—	—	—
722410	Drinking places (alcoholic beverages) .....	153	310	1 300	25	15	4	3	3	—	—	—	—	—
<b>81</b>	<b>Other services (except public administration) .....</b>	<b>1 175</b>	<b>3 746</b>	<b>15 743</b>	<b>197</b>	<b>121</b>	<b>40</b>	<b>27</b>	<b>7</b>	<b>1</b>	<b>1</b>	—	—	—
811	Repair & maintenance .....	179	901	3 912	49	35	9	5	—	—	—	—	—	—
8111	Automotive repair & maintenance .....	147	780	3 326	36	23	9	4	—	—	—	—	—	—
812	Personal & laundry services .....	255	889	3 886	44	25	11	6	2	—	—	—	—	—
8121	Personal care services .....	153	547	2 315	24	13	4	6	1	—	—	—	—	—
81211	Hair, nail & skin care services .....	143	538	2 279	20	10	3	6	1	—	—	—	—	—
813	Religious, grantmaking, civic, prof & like organizations .....	741	1 956	7 945	104	61	20	16	5	1	1	—	—	—
8131	Religious organizations .....	342	1 128	4 438	50	27	14	6	2	1	—	—	—	—
81311	Religious organizations .....	342	1 128	4 438	50	27	14	6	2	1	—	—	—	—
813110	Religious organizations .....	342	1 128	4 438	50	27	14	6	2	1	—	—	—	—
8134	Civic & social organizations .....	317	553	2 354	30	14	4	9	2	—	1	—	—	—
81341	Civic & social organizations .....	317	553	2 354	30	14	4	9	2	—	1	—	—	—
813410	Civic & social organizations .....	317	553	2 354	30	14	4	9	2	—	1	—	—	—
<b>99</b>	<b>Unclassified establishments .....</b>	<b>1</b>	<b>5</b>	<b>107</b>	<b>6</b>	<b>6</b>	—	—	—	—	—	—	—	—
<b>DAKOTA</b>														
	<b>Total .....</b>	<b>152 907</b>	<b>1 366 091</b>	<b>5 634 146</b>	<b>9 450</b>	<b>5 029</b>	<b>1 626</b>	<b>1 293</b>	<b>911</b>	<b>348</b>	<b>176</b>	<b>51</b>	<b>9</b>	<b>7</b>
<b>11</b>	<b>Forestry, fishing, hunting, and agriculture support .....</b>	<b>27</b>	<b>108</b>	<b>479</b>	<b>14</b>	<b>12</b>	<b>1</b>	<b>1</b>	—	—	—	—	—	—
<b>21</b>	<b>Mining .....</b>	<b>103</b>	<b>1 249</b>	<b>7 531</b>	<b>8</b>	<b>4</b>	—	<b>2</b>	<b>2</b>	—	—	—	—	—
<b>22</b>	<b>Utilities .....</b>	<b>311</b>	<b>5 273</b>	<b>21 631</b>	<b>11</b>	<b>6</b>	<b>1</b>	<b>1</b>	<b>2</b>	—	<b>1</b>	—	—	—
221	Utilities .....	311	5 273	21 631	11	6	1	1	2	—	1	—	—	—
2211	Elec pwr generation, transmsn & distribution ...	261	4 569	18 897	4	—	1	1	1	—	1	—	—	—
22112	Electric pwr transmsn, control & distribution ..	261	4 569	18 897	4	—	1	1	1	—	1	—	—	—
221122	Electric power distribution .....	261	4 569	18 897	4	—	1	1	1	—	1	—	—	—
<b>23</b>	<b>Construction .....</b>	<b>10 980</b>	<b>114 115</b>	<b>599 692</b>	<b>1 112</b>	<b>741</b>	<b>172</b>	<b>85</b>	<b>70</b>	<b>30</b>	<b>12</b>	<b>1</b>	—	<b>1</b>
236	Construction of Buildings .....	2 218	27 199	125 013	352	256	48	24	16	5	3	—	—	—
2361	Residential Building Construction .....	1 444	17 482	78 987	306	234	39	20	8	3	2	—	—	—
23611	Residential Building Construction .....	1 444	17 482	78 987	306	234	39	20	8	3	2	—	—	—
236115	New Single-Family Housing Construction (except Operative Builders) .....	518	4 401	22 206	164	129	26	6	2	1	—	—	—	—
236117	New Housing Operative Builders .....	609	10 418	44 449	22	4	4	5	2	2	—	—	—	—
236118	Residential Remodelers .....	264	2 117	10 075	111	96	7	7	1	—	—	—	—	—
2362	Nonresidential Building Construction .....	774	9 717	46 026	46	22	9	4	8	2	1	—	—	—
23622	Commercial and Institutional Building Construction .....	774	9 717	46 026	46	22	9	4	8	2	1	—	—	—
236220	Commercial and Institutional Building Construction .....	774	9 717	46 026	46	22	9	4	8	2	1	—	—	—
237	Heavy and Civil Engineering Construction .....	2 151	20 910	137 574	62	33	11	4	7	5	1	—	—	1
2371	Utility System Construction .....	589	5 057	27 305	25	10	6	1	3	4	1	—	—	—
23712	Oil and Gas Pipeline and Related Structures Construction .....	136	1 308	7 949	3	—	1	—	1	1	—	—	—	—
237120	Oil and Gas Pipeline and Related Structures Construction .....	136	1 308	7 949	3	—	1	—	1	1	—	—	—	—
23713	Power and Communication Line and Related Structures Construction .....	415	3 337	12 819	11	2	3	—	2	3	1	—	—	—
237130	Power and Communication Line and Related Structures Construction .....	415	3 337	12 819	11	2	3	—	2	3	1	—	—	—
2373	Highway, Street, and Bridge Construction .....	1 461	14 957	99 990	14	5	3	1	3	1	—	—	—	1
23731	Highway, Street, and Bridge Construction .....	1 461	14 957	99 990	14	5	3	1	3	1	—	—	—	1
237310	Highway, Street, and Bridge Construction .....	1 461	14 957	99 990	14	5	3	1	3	1	—	—	—	1

See footnotes at end of table.

**Table 6. Counties—Employees, Payroll, and Establishments by Industry: 2003—Con.**

[Excludes most government employees, railroad employees, and self-employed persons. Size class 1 to 4 includes establishments with payroll, but no employees, during mid-March pay period. (D) denotes figures withheld to avoid disclosing data for individual companies; the data are included in broader industry totals. Detailed industries with 100 or more employees are shown if industry was not a (D). For explanation of terms, abbreviations, and data reliability/comparability, see introductory text]

NAICS code	Industry	Number of employees for week including March 12	Payroll (\$1,000)		Total number of establishments	Number of establishments by employment-size class									
			First quarter	Annual		1 to 4	5 to 9	10 to 19	20 to 49	50 to 99	100 to 249	250 to 499	500 to 999	1,000 or more	
<b>DAKOTA—Con.</b>															
<b>23 Construction—Con.</b>															
238	Specialty Trade Contractors .....	6 611	66 006	337 105	698	452	113	57	47	20	8	1	—	—	
2381	Foundation, Structure, and Building Exterior Contractors .....	2 464	22 912	116 137	197	127	37	11	12	5	4	1	—	—	
23811	Poured Concrete Foundation and Structure Contractors .....	391	3 265	24 480	33	20	5	2	5	1	—	—	—	—	
238110	Poured Concrete Foundation and Structure Contractors .....	391	3 265	24 480	33	20	5	2	5	1	—	—	—	—	
23812	Structural Steel and Precast Concrete Contractors .....	(C)	(D)	(D)	3	1	1	—	—	—	1	—	—	—	
23813	Framing Contractors .....	943	7 838	32 025	49	25	14	3	3	3	—	1	—	—	
238130	Framing Contractors .....	943	7 838	32 025	49	25	14	3	3	3	—	1	—	—	
23814	Masonry Contractors .....	643	6 519	34 996	48	29	13	2	1	—	3	—	—	—	
238140	Masonry Contractors .....	643	6 519	34 996	48	29	13	2	1	—	3	—	—	—	
23816	Roofing Contractors .....	123	938	5 257	23	17	1	3	2	—	—	—	—	—	
238160	Roofing Contractors .....	123	938	5 257	23	17	1	3	2	—	—	—	—	—	
23817	Siding Contractors .....	114	909	3 655	36	32	2	1	—	1	—	—	—	—	
238170	Siding Contractors .....	114	909	3 655	36	32	2	1	—	1	—	—	—	—	
2382	Building Equipment Contractors .....	2 562	29 130	134 058	186	93	33	26	20	10	4	—	—	—	
23821	Electrical Contractors .....	820	8 666	39 045	91	50	15	15	9	2	—	—	—	—	
238210	Electrical Contractors .....	820	8 666	39 045	91	50	15	15	9	2	—	—	—	—	
23822	Plumbing, Heating, and Air-Conditioning Contractors .....	1 424	16 100	76 309	85	41	16	10	9	5	4	—	—	—	
238220	Plumbing, Heating, and Air-Conditioning Contractors .....	1 424	16 100	76 309	85	41	16	10	9	5	4	—	—	—	
23829	Other Building Equipment Contractors .....	318	4 364	18 704	10	2	2	1	2	3	—	—	—	—	
238290	Other Building Equipment Contractors .....	318	4 364	18 704	10	2	2	1	2	3	—	—	—	—	
2383	Building Finishing Contractors .....	1 176	9 749	46 402	206	148	25	17	13	3	—	—	—	—	
23831	Drywall and Insulation Contractors .....	279	2 381	10 913	34	18	7	4	5	—	—	—	—	—	
238310	Drywall and Insulation Contractors .....	279	2 381	10 913	34	18	7	4	5	—	—	—	—	—	
23832	Painting and Wall Covering Contractors .....	338	2 303	11 216	63	47	8	5	1	2	—	—	—	—	
238320	Painting and Wall Covering Contractors .....	338	2 303	11 216	63	47	8	5	1	2	—	—	—	—	
23833	Flooring Contractors .....	110	866	4 423	36	32	—	2	2	—	—	—	—	—	
238330	Flooring Contractors .....	110	866	4 423	36	32	—	2	2	—	—	—	—	—	
23834	Tile and Terrazzo Contractors .....	165	1 810	9 412	9	4	2	1	1	1	—	—	—	—	
238340	Tile and Terrazzo Contractors .....	165	1 810	9 412	9	4	2	1	1	1	—	—	—	—	
23835	Finish Carpentry Contractors .....	268	2 276	9 721	56	41	6	5	4	—	—	—	—	—	
238350	Finish Carpentry Contractors .....	268	2 276	9 721	56	41	6	5	4	—	—	—	—	—	
2389	Other Specialty Trade Contractors .....	409	4 215	40 508	109	84	18	3	2	2	—	—	—	—	
23891	Site Preparation Contractors .....	228	2 369	25 665	43	28	10	3	1	1	—	—	—	—	
238910	Site Preparation Contractors .....	228	2 369	25 665	43	28	10	3	1	1	—	—	—	—	
23899	All Other Specialty Trade Contractors .....	181	1 846	14 843	66	56	8	—	1	1	—	—	—	—	
238990	All Other Specialty Trade Contractors .....	181	1 846	14 843	66	56	8	—	1	1	—	—	—	—	
<b>31-33</b>	<b>Manufacturing .....</b>	<b>18 061</b>	<b>193 161</b>	<b>793 658</b>	<b>477</b>	<b>155</b>	<b>73</b>	<b>79</b>	<b>84</b>	<b>44</b>	<b>27</b>	<b>12</b>	<b>3</b>	<b>—</b>	
311	Food mfg .....	2 929	25 544	104 242	46	15	2	8	8	5	3	5	—	—	
3112	Grain & oilseed milling .....	(C)	(D)	(D)	3	—	1	—	1	—	1	—	—	—	
31121	Flour milling & malt mfg .....	(C)	(D)	(D)	2	—	—	—	1	—	1	—	—	—	
3113	Sugar & confectionery product mfg .....	(F)	(D)	(D)	5	2	—	1	—	1	—	1	—	—	
31134	Nonchocolate confectionery mfg .....	(F)	(D)	(D)	2	—	—	1	—	—	—	1	—	—	
3114	Fruit & veg preserving & specialty food mfg .....	(C)	(D)	(D)	2	—	—	—	—	2	—	—	—	—	
31141	Frozen food mfg .....	(C)	(D)	(D)	2	—	—	—	—	2	—	—	—	—	
3115	Dairy product mfg .....	(C)	(D)	(D)	2	—	—	—	1	—	1	—	—	—	
31151	Dairy product (exc frozen) mfg .....	(C)	(D)	(D)	2	—	—	—	1	—	1	—	—	—	
3116	Animal slaughtering & processing .....	683	6 704	28 176	10	3	1	2	1	1	—	2	—	—	
31161	Animal slaughtering & processing .....	683	6 704	28 176	10	3	1	2	1	1	—	2	—	—	
3118	Bakeries & tortilla mfg .....	642	4 838	19 817	16	8	—	2	4	—	1	1	—	—	
31181	Bread & bakery product mfg .....	(E)	(D)	(D)	14	7	—	2	4	—	1	—	—	—	
311812	Commercial bakeries .....	202	946	4 188	4	1	—	—	2	—	1	—	—	—	
31182	Cookie, cracker & pasta mfg .....	(E)	(D)	(D)	2	1	—	—	—	—	—	1	—	—	
3119	Other food mfg .....	525	3 589	15 658	6	1	—	2	1	1	—	1	—	—	
31199	All other food mfg .....	(F)	(D)	(D)	5	—	—	2	1	1	—	1	—	—	
312	Beverage & tobacco product mfg .....	736	6 952	32 353	4	1	—	—	1	—	—	2	—	—	
3121	Beverage mfg .....	736	6 952	32 353	4	1	—	—	1	—	—	2	—	—	
31211	Soft drink & ice mfg .....	(F)	(D)	(D)	3	—	—	—	1	—	—	2	—	—	
316	Leather & allied product mfg .....	(C)	(D)	(D)	3	—	1	—	—	2	—	—	—	—	
3161	Leather & hide tanning & finishing .....	(C)	(D)	(D)	2	—	—	—	—	2	—	—	—	—	
31611	Leather & hide tanning & finishing .....	(C)	(D)	(D)	2	—	—	—	—	2	—	—	—	—	
321	Wood product mfg .....	330	2 621	14 062	17	6	2	5	3	—	1	—	—	—	
3212	Veneer, plywood & engineered wood product mfg .....	(C)	(D)	(D)	2	1	—	—	—	—	1	—	—	—	
32121	Veneer, plywood & engineered wood product mfg .....	(C)	(D)	(D)	2	1	—	—	—	—	1	—	—	—	
3219	Other wood product mfg .....	(C)	(D)	(D)	13	4	1	5	3	—	—	—	—	—	
322	Paper mfg .....	1 349	13 703	52 484	9	1	2	—	1	1	3	—	1	—	
3222	Converted paper product mfg .....	1 349	13 703	52 484	9	1	2	—	1	1	3	—	1	—	
32221	Paperboard container mfg .....	(C)	(D)	(D)	3	—	2	—	—	—	1	—	—	—	
32222	Paper bag & coated & treated paper mfg .....	278	2 780	10 497	3	—	—	—	1	—	2	—	—	—	
32223	Stationery product mfg .....	(F)	(D)	(D)	2	—	—	—	—	1	—	—	1	—	
323	Printing & related support activities .....	948	9 700	41 041	56	25	13	5	7	4	2	—	—	—	
3231	Printing & related support activities .....	948	9 700	41 041	56	25	13	5	7	4	2	—	—	—	
32311	Printing .....	(F)	(D)	(D)	54	24	13	5	6	4	2	—	—	—	
323110	Commercial lithographic printing .....	385	3 744	14 897	21	11	2	3	2	2	1	—	—	—	
323119	Other commercial printing .....	204	2 035	9 270	9	4	2	1	1	—	1	—	—	—	

See footnotes at end of table.

**Table 6. Counties—Employees, Payroll, and Establishments by Industry: 2003—Con.**

[Excludes most government employees, railroad employees, and self-employed persons. Size class 1 to 4 includes establishments with payroll, but no employees, during mid-March pay period. (D) denotes figures withheld to avoid disclosing data for individual companies; the data are included in broader industry totals. Detailed industries with 100 or more employees are shown if industry was not a (D). For explanation of terms, abbreviations, and data reliability/comparability, see introductory text]

NAICS code	Industry	Number of employees for week including March 12	Payroll (\$1,000)		Total number of establishments	Number of establishments by employment-size class									
			First quarter	Annual		1 to 4	5 to 9	10 to 19	20 to 49	50 to 99	100 to 249	250 to 499	500 to 999	1,000 or more	
<b>DAKOTA—Con.</b>															
<b>31-33 Manufacturing—Con.</b>															
324	Petroleum & coal products mfg .....	(F)	(D)	(D)	3	1	—	1	—	—	—	—	—	1	—
3241	Petroleum & coal products mfg .....	(F)	(D)	(D)	3	1	—	1	—	—	—	—	—	1	—
32411	Petroleum refineries .....	(F)	(D)	(D)	2	1	—	—	—	—	—	—	—	1	—
325	Chemical mfg .....	346	4 344	18 224	16	6	1	1	7	—	1	—	—	—	—
3256	Soap, cleaners & toilet preparation mfg .....	248	2 980	11 948	10	4	—	1	4	—	1	—	—	—	—
32561	Soap & cleaning compound mfg .....	(C)	(D)	(D)	8	4	—	1	2	—	1	—	—	—	—
326	Plastics & rubber products mfg .....	1 927	18 800	72 644	38	8	4	9	5	7	4	1	—	—	—
3261	Plastics product mfg .....	1 873	18 315	70 636	33	8	2	6	5	7	4	1	—	—	—
32611	Unsupported plastics film, sheet, & bag mfg ..	117	1 435	5 793	7	4	1	—	1	1	—	—	—	—	—
326113	Unsupported plastics film and sheet (except packaging) mfg .....	104	1 316	5 328	4	2	—	—	1	1	—	—	—	—	—
32612	Plastics pipe, pipe fitting, & unsupported profile shape mfg .....	(C)	(D)	(D)	3	1	—	—	1	—	1	—	—	—	—
32619	Other plastics product mfg .....	1 451	12 987	50 136	20	3	1	4	2	6	3	1	—	—	—
327	Nonmetallic mineral product mfg .....	295	2 925	18 620	11	1	1	3	4	2	—	—	—	—	—
3273	Cement & concrete product mfg .....	(E)	(D)	(D)	10	1	1	2	4	2	—	—	—	—	—
32732	Ready-mix concrete mfg .....	151	1 769	11 319	5	—	—	1	3	1	—	—	—	—	—
327320	Ready-mix concrete mfg .....	151	1 769	11 319	5	—	—	1	3	1	—	—	—	—	—
32733	Concrete pipe, brick & block mfg .....	112	859	5 854	3	—	1	—	1	1	—	—	—	—	—
331	Primary metal mfg .....	344	5 351	19 244	5	1	—	1	1	—	2	—	—	—	—
3313	Alumina & aluminum production & processing ..	(C)	(D)	(D)	1	—	—	—	—	—	1	—	—	—	—
33131	Alumina & aluminum production & processing .....	(C)	(D)	(D)	1	—	—	—	—	—	1	—	—	—	—
3314	Nonferrous (exc alum) production & processing .	(C)	(D)	(D)	3	—	—	1	1	—	1	—	—	—	—
33141	Nonferrous (exc aluminum) smelting & refining .....	(C)	(D)	(D)	1	—	—	—	—	—	1	—	—	—	—
332	Fabricated metal product mfg .....	2 178	21 905	91 201	82	28	16	13	12	9	3	1	—	—	—
3321	Forging & stamping .....	303	2 833	12 056	6	1	2	—	1	1	1	—	—	—	—
33211	Forging & stamping .....	303	2 833	12 056	6	1	2	—	1	1	1	—	—	—	—
332116	Metal stamping .....	303	2 833	12 056	6	1	2	—	1	1	1	—	—	—	—
3323	Architectural & structural metals mfg .....	364	3 448	15 053	16	3	5	1	5	2	—	—	—	—	—
33231	Plate work & fabricated structural prod mfg ...	240	2 393	10 079	9	2	3	—	2	2	—	—	—	—	—
33232	Ornamental & architectural metal prod mfg ...	124	1 055	4 974	7	1	2	1	3	—	—	—	—	—	—
3326	Spring & wire product mfg .....	171	1 666	7 121	4	—	1	1	—	2	—	—	—	—	—
33261	Spring & wire product mfg .....	171	1 666	7 121	4	—	1	1	—	2	—	—	—	—	—
332618	Other fabricated wire product mfg .....	171	1 666	7 121	4	—	1	1	—	2	—	—	—	—	—
3327	Mach shops, turn prod, screw, nut, bolt mfg ....	330	2 932	12 364	30	17	4	5	2	2	—	—	—	—	—
33271	Machine shops .....	(E)	(D)	(D)	29	17	3	5	2	2	—	—	—	—	—
3328	Coating, engrave, heat treating & oth activity ...	306	2 492	9 112	10	3	1	1	3	1	1	—	—	—	—
33281	Coating, engrave, heat treating & oth activity .	306	2 492	9 112	10	3	1	1	3	1	1	—	—	—	—
332812	Metal coating, engraving & allied services ..	295	2 400	8 670	7	1	—	1	3	1	1	—	—	—	—
3329	Other fabricated metal product mfg .....	589	6 981	28 454	11	2	3	4	—	—	1	1	—	—	—
33291	Metal valve mfg .....	(E)	(D)	(D)	2	1	—	—	—	—	—	1	—	—	—
33299	All other fabricated metal product mfg .....	(C)	(D)	(D)	9	1	3	4	—	—	1	—	—	—	—
333	Machinery mfg .....	1 036	14 660	57 175	43	16	9	11	2	2	2	1	—	—	—
3335	Metalworking machinery mfg .....	129	1 220	4 854	12	7	—	4	—	1	—	—	—	—	—
33351	Metalworking machinery mfg .....	129	1 220	4 854	12	7	—	4	—	1	—	—	—	—	—
333514	Special die, tool, die set, jig & fixture mfg ..	106	1 041	4 105	8	4	—	3	—	1	—	—	—	—	—
3339	Other general purpose machinery mfg .....	729	12 005	46 039	13	1	3	4	2	—	2	1	—	—	—
33399	All other general purpose machinery mfg ....	(F)	(D)	(D)	12	1	2	4	2	—	2	1	—	—	—
333999	All other general purpose machinery mfg ..	349	6 009	21 854	5	1	—	3	—	—	—	1	—	—	—
334	Computer & electronic product mfg .....	1 787	22 485	88 886	26	8	6	1	6	2	1	1	1	—	—
3341	Computer & peripheral equipment mfg .....	(C)	(D)	(D)	7	—	1	—	5	1	—	—	—	—	—
33411	Computer & peripheral equipment mfg .....	(C)	(D)	(D)	7	—	1	—	5	1	—	—	—	—	—
3344	Semiconductor & oth electronic component mfg .....	479	5 598	21 110	9	4	2	1	1	—	—	1	—	—	—
33441	Semiconductor & oth electronic component mfg .....	479	5 598	21 110	9	4	2	1	1	—	—	1	—	—	—
3345	Nav, measuring, medical, control instruments mfg .....	(F)	(D)	(D)	5	2	1	—	—	—	1	—	1	—	—
33451	Nav, measuring, medical, control instruments mfg .....	(F)	(D)	(D)	5	2	1	—	—	—	1	—	1	—	—
335	Electrical equip, appliance & component mfg .....	320	3 101	12 210	14	6	1	1	5	—	1	—	—	—	—
3351	Electric lighting equipment mfg .....	(C)	(D)	(D)	1	—	—	—	—	—	1	—	—	—	—
33512	Lighting fixture mfg .....	(C)	(D)	(D)	1	—	—	—	—	—	1	—	—	—	—
336	Transportation equipment mfg .....	183	1 607	6 867	9	1	1	4	2	1	—	—	—	—	—
337	Furniture & related product mfg .....	1 229	10 622	46 438	36	6	6	8	9	3	4	—	—	—	—
3371	HH & institutional furniture & kitchen cabinet mfg .....	(F)	(D)	(D)	25	5	5	7	5	1	2	—	—	—	—
33711	Wood kitchen cabinet & countertop mfg .....	237	1 921	8 623	15	3	4	4	3	1	—	—	—	—	—
337110	Wood kitchen cabinet & countertop mfg ....	237	1 921	8 623	15	3	4	4	3	1	—	—	—	—	—
33712	Household & institutional furniture mfg .....	(E)	(D)	(D)	10	2	1	3	2	—	2	—	—	—	—
3372	Office furniture (including fixtures) mfg .....	653	6 307	27 568	10	—	1	1	4	2	2	—	—	—	—
33721	Office furniture (including fixtures) mfg .....	653	6 307	27 568	10	—	1	1	4	2	2	—	—	—	—
337215	Showcase, partition, shelving & locker mfg .	464	4 666	20 716	4	—	—	—	1	1	2	—	—	—	—

See footnotes at end of table.

**Table 6. Counties—Employees, Payroll, and Establishments by Industry: 2003—Con.**

[Excludes most government employees, railroad employees, and self-employed persons. Size class 1 to 4 includes establishments with payroll, but no employees, during mid-March pay period. (D) denotes figures withheld to avoid disclosing data for individual companies; the data are included in broader industry totals. Detailed industries with 100 or more employees are shown if industry was not a (D). For explanation of terms, abbreviations, and data reliability/comparability, see introductory text]

NAICS code	Industry	Number of employees for week including March 12	Payroll (\$1,000)		Total number of establishments	Number of establishments by employment-size class								
			First quarter	Annual		1 to 4	5 to 9	10 to 19	20 to 49	50 to 99	100 to 249	250 to 499	500 to 999	1,000 or more
<b>DAKOTA—Con.</b>														
<b>31-33</b>	<b>Manufacturing—Con.</b>													
339	Miscellaneous mfg .....	1 112	11 350	48 535	43	14	6	8	8	6	—	1	—	—
3391	Medical equipment & supplies mfg .....	380	3 920	15 468	18	6	2	3	4	3	—	—	—	—
33911	Medical equipment & supplies mfg .....	380	3 920	15 468	18	6	2	3	4	3	—	—	—	—
339113	Surgical appliance & supplies mfg .....	217	2 256	8 362	4	—	—	—	2	2	—	—	—	—
3399	Other miscellaneous mfg .....	732	7 430	33 067	25	8	4	5	4	3	—	1	—	—
33995	Sign mfg .....	368	4 080	16 999	5	—	2	1	—	1	—	1	—	—
339950	Sign mfg .....	368	4 080	16 999	5	—	2	1	—	1	—	1	—	—
33999	All other misc mfg .....	327	2 994	14 897	13	2	2	4	3	2	—	—	—	—
339999	All other miscellaneous mfg .....	269	2 460	12 614	10	2	2	2	2	2	—	—	—	—
<b>42</b>	<b>Wholesale trade .....</b>													
<b>423</b>	<b>Merchant Wholesalers, Durable Goods .....</b>													
4231	Motor Vehicle and Motor Vehicle Parts and Supplies Merchant Wholesalers .....	900	8 344	34 381	43	15	12	6	4	4	2	—	—	—
42311	Automobile and Other Motor Vehicle Merchant Wholesalers .....	205	2 520	10 244	11	4	3	1	2	—	1	—	—	—
423110	Automobile and Other Motor Vehicle Merchant Wholesalers .....	205	2 520	10 244	11	4	3	1	2	—	1	—	—	—
42312	Motor Vehicle Supplies and New Parts Merchant Wholesalers .....	551	4 396	18 157	27	10	8	5	1	2	1	—	—	—
423120	Motor Vehicle Supplies and New Parts Merchant Wholesalers .....	551	4 396	18 157	27	10	8	5	1	2	1	—	—	—
42314	Motor Vehicle Parts (Used) Merchant Wholesalers .....	(C)	(D)	(D)	2	—	—	—	—	2	—	—	—	—
4232	Furniture and Home Furnishing Merchant Wholesalers .....	553	6 653	26 728	21	6	2	4	6	2	1	—	—	—
42322	Home Furnishing Merchant Wholesalers .....	471	5 656	22 746	14	3	1	3	4	2	1	—	—	—
423220	Home Furnishing Merchant Wholesalers .....	471	5 656	22 746	14	3	1	3	4	2	1	—	—	—
4233	Lumber and Other Construction Materials Merchant Wholesalers .....	534	6 886	26 601	24	6	5	5	5	3	—	—	—	—
42331	Lumber, Plywood, Millwork, and Wood Panel Merchant Wholesalers .....	426	5 860	21 549	17	4	2	4	5	2	—	—	—	—
423310	Lumber, Plywood, Millwork, and Wood Panel Merchant Wholesalers .....	426	5 860	21 549	17	4	2	4	5	2	—	—	—	—
4234	Professional and Commercial Equipment and Supplies Merchant Wholesalers .....	2 266	39 524	156 141	73	31	12	14	10	4	—	1	1	—
42342	Office Equipment Merchant Wholesalers .....	(C)	(D)	(D)	8	3	1	—	4	—	—	—	—	—
42343	Computer and Computer Peripheral Equipment and Software Merchant Wholesalers .....	(G)	(D)	(D)	36	14	6	8	3	3	—	1	1	—
42345	Medical, Dental, and Hospital Equipment and Supplies Merchant Wholesaler .....	(C)	(D)	(D)	17	7	3	5	1	1	—	—	—	—
4235	Metal and Mineral (except Petroleum) Merchant Wholesalers .....	111	1 083	4 561	10	4	3	2	—	1	—	—	—	—
42351	Metal Service Centers and Other Metal Merchant Wholesalers .....	(C)	(D)	(D)	9	3	3	2	—	1	—	—	—	—
4236	Electrical and Electronic Goods Merchant Wholesalers .....	881	15 199	67 165	50	22	7	15	3	1	2	—	—	—
42361	Electrical Apparatus and Equipment, Wiring Supplies, and Related Equipme .....	179	2 119	8 143	17	7	3	5	2	—	—	—	—	—
423610	Electrical Apparatus and Equipment, Wiring Supplies, and Related Equipme .....	179	2 119	8 143	17	7	3	5	2	—	—	—	—	—
42369	Other Electronic Parts and Equipment Merchant Wholesalers .....	629	12 435	55 745	27	11	4	9	1	—	2	—	—	—
423690	Other Electronic Parts and Equipment Merchant Wholesalers .....	629	12 435	55 745	27	11	4	9	1	—	2	—	—	—
4237	Hardware, and Plumbing and Heating Equipment and Supplies Merchant Whole .....	299	3 563	15 576	30	17	5	5	2	—	1	—	—	—
42372	Plumbing and Heating Equipment and Supplies (Hydronics) Merchant Wholesa .....	138	1 450	6 471	5	2	1	1	—	—	1	—	—	—
423720	Plumbing and Heating Equipment and Supplies (Hydronics) Merchant Wholesa .....	138	1 450	6 471	5	2	1	1	—	—	1	—	—	—
4238	Machinery, Equipment, and Supplies Merchant Wholesalers .....	1 239	15 231	61 836	96	41	19	13	18	5	—	—	—	—
42381	Construction and Mining (except Oil Well) Machinery and Equipment Mercha .....	212	2 659	10 880	10	3	1	1	4	1	—	—	—	—
423810	Construction and Mining (except Oil Well) Machinery and Equipment Mercha .....	212	2 659	10 880	10	3	1	1	4	1	—	—	—	—
42382	Farm and Garden Machinery and Equipment Merchant Wholesalers .....	110	1 037	4 482	11	5	1	2	3	—	—	—	—	—
423820	Farm and Garden Machinery and Equipment Merchant Wholesalers .....	110	1 037	4 482	11	5	1	2	3	—	—	—	—	—
42383	Industrial Machinery and Equipment Merchant Wholesalers .....	640	8 166	31 974	47	22	7	7	7	4	—	—	—	—
423830	Industrial Machinery and Equipment Merchant Wholesalers .....	640	8 166	31 974	47	22	7	7	7	4	—	—	—	—
42384	Industrial Supplies Merchant Wholesalers .....	174	2 124	9 597	17	8	5	1	3	—	—	—	—	—
423840	Industrial Supplies Merchant Wholesalers .....	174	2 124	9 597	17	8	5	1	3	—	—	—	—	—
4239	Miscellaneous Durable Goods Merchant Wholesalers .....	173	1 310	4 944	30	20	4	3	3	—	—	—	—	—
424	Merchant Wholesalers, Nondurable Goods .....	3 707	40 757	164 953	193	99	28	27	24	9	3	3	—	—
4241	Paper and Paper Product Merchant Wholesalers .....	363	4 230	16 937	33	17	5	5	5	1	—	—	—	—
42412	Stationery and Office Supplies Merchant Wholesalers .....	248	2 966	11 926	17	8	2	3	3	1	—	—	—	—
424120	Stationery and Office Supplies Merchant Wholesalers .....	248	2 966	11 926	17	8	2	3	3	1	—	—	—	—
42413	Industrial and Personal Service Paper Merchant Wholesalers .....	112	1 218	4 946	13	6	3	2	2	—	—	—	—	—
424130	Industrial and Personal Service Paper Merchant Wholesalers .....	112	1 218	4 946	13	6	3	2	2	—	—	—	—	—

See footnotes at end of table.

**Table 6. Counties—Employees, Payroll, and Establishments by Industry: 2003—Con.**

[Excludes most government employees, railroad employees, and self-employed persons. Size class 1 to 4 includes establishments with payroll, but no employees, during mid-March pay period. (D) denotes figures withheld to avoid disclosing data for individual companies; the data are included in broader industry totals. Detailed industries with 100 or more employees are shown if industry was not a (D). For explanation of terms, abbreviations, and data reliability/comparability, see introductory text]

NAICS code	Industry	Number of employees for week including March 12	Payroll (\$1,000)		Total number of establishments	Number of establishments by employment-size class											
			First quarter	Annual		1 to 4	5 to 9	10 to 19	20 to 49	50 to 99	100 to 249	250 to 499	500 to 999	1,000 or more			
<b>42</b>	<b>DAKOTA—Con.</b>																
	<b>Wholesale trade—Con.</b>																
424	Merchant Wholesalers, Nondurable Goods—Con.																
4242	Drugs and Druggists' Sundries Merchant Wholesalers.....	364	4 288	17 822	15	6	1	1	5	2	-	-	-	-	-	-	-
42421	Drugs and Druggists' Sundries Merchant Wholesalers.....	364	4 288	17 822	15	6	1	1	5	2	-	-	-	-	-	-	-
424210	Drugs and Druggists' Sundries Merchant Wholesalers.....	364	4 288	17 822	15	6	1	1	5	2	-	-	-	-	-	-	-
4244	Grocery and Related Product Wholesalers.....	1 569	17 650	71 349	43	21	7	4	5	2	2	2	-	-	-	-	-
42442	Packaged Frozen Food Merchant Wholesalers.....	470	5 617	22 369	7	3	2	-	-	1	-	1	-	-	-	-	-
424420	Packaged Frozen Food Merchant Wholesalers.....	470	5 617	22 369	7	3	2	-	-	1	-	1	-	-	-	-	-
42447	Meat and Meat Product Merchant Wholesalers.....	(C)	(D)	(D)	5	4	-	-	-	-	1	-	-	-	-	-	-
42449	Other Grocery and Related Products Merchant Wholesalers.....	824	9 446	37 408	19	6	4	3	3	1	1	1	-	-	-	-	-
424490	Other Grocery and Related Products Merchant Wholesalers.....	824	9 446	37 408	19	6	4	3	3	1	1	1	-	-	-	-	-
4245	Farm Product Raw Material Merchant Wholesalers.....	162	1 451	6 836	10	4	1	2	2	1	-	-	-	-	-	-	-
42451	Grain and Field Bean Merchant Wholesalers.....	(C)	(D)	(D)	8	3	1	2	1	1	-	-	-	-	-	-	-
4246	Chemical and Allied Products Merchant Wholesalers.....	454	6 660	23 393	26	12	1	11	1	-	-	1	-	-	-	-	-
42469	Other Chemical and Allied Products Merchant Wholesalers.....	390	5 895	19 931	18	9	-	7	1	-	-	1	-	-	-	-	-
424690	Other Chemical and Allied Products Merchant Wholesalers.....	390	5 895	19 931	18	9	-	7	1	-	-	1	-	-	-	-	-
4247	Petroleum and Petroleum Products Merchant Wholesalers.....	145	1 115	4 337	9	1	3	3	2	-	-	-	-	-	-	-	-
4249	Miscellaneous Nondurable Goods Merchant Wholesalers.....	590	4 813	21 925	48	31	9	1	3	3	1	-	-	-	-	-	-
42492	Book, Periodical, and Newspaper Merchant Wholesalers.....	(C)	(D)	(D)	5	4	-	-	-	-	1	-	-	-	-	-	-
42499	Other Miscellaneous Nondurable Goods Merchant Wholesalers.....	246	1 784	6 494	14	8	3	-	-	3	-	-	-	-	-	-	-
424990	Other Miscellaneous Nondurable Goods Merchant Wholesalers.....	246	1 784	6 494	14	8	3	-	-	3	-	-	-	-	-	-	-
425	Wholesale Electronic Markets and Agents and Brokers.....	466	5 620	25 844	135	112	13	7	2	1	-	-	-	-	-	-	-
4251	Wholesale Electronic Markets and Agents and Brokers.....	466	5 620	25 844	135	112	13	7	2	1	-	-	-	-	-	-	-
42512	Wholesale Trade Agents and Brokers.....	466	5 620	25 844	135	112	13	7	2	1	-	-	-	-	-	-	-
425120	Wholesale Trade Agents and Brokers.....	466	5 620	25 844	135	112	13	7	2	1	-	-	-	-	-	-	-
<b>44-45</b>	<b>Retail trade.....</b>	<b>21 874</b>	<b>115 536</b>	<b>476 718</b>	<b>1 188</b>	<b>436</b>	<b>300</b>	<b>235</b>	<b>128</b>	<b>41</b>	<b>39</b>	<b>8</b>	<b>1</b>				
441	Motor vehicle & parts dealers.....	3 026	25 599	113 676	129	48	24	21	15	12	9	-	-	-	-	-	-
4411	Automobile dealers.....	2 357	21 398	94 550	61	25	6	2	8	11	9	-	-	-	-	-	-
44111	New car dealers.....	2 292	20 943	92 351	35	3	3	1	8	11	9	-	-	-	-	-	-
441110	New car dealers.....	2 292	20 943	92 351	35	3	3	1	8	11	9	-	-	-	-	-	-
4412	Other motor vehicle dealers.....	159	1 092	5 689	17	11	1	2	2	1	-	-	-	-	-	-	-
44122	Motorcycle & boat & other MV dealers.....	(C)	(D)	(D)	16	11	-	2	2	1	-	-	-	-	-	-	-
441221	Motorcycle dealers.....	134	970	5 158	7	3	-	1	2	1	-	-	-	-	-	-	-
4413	Automotive parts, accessories & tire stores.....	510	3 109	13 437	51	12	17	17	5	-	-	-	-	-	-	-	-
44131	Automotive parts, accessories & tire stores.....	309	1 602	6 798	34	10	10	12	2	-	-	-	-	-	-	-	-
441310	Automotive parts, accessories & tire stores.....	309	1 602	6 798	34	10	10	12	2	-	-	-	-	-	-	-	-
44132	Tire dealers.....	201	1 507	6 639	17	2	7	5	3	-	-	-	-	-	-	-	-
441320	Tire dealers.....	201	1 507	6 639	17	2	7	5	3	-	-	-	-	-	-	-	-
442	Furniture & home furnishing stores.....	852	5 454	23 775	83	36	17	16	13	1	-	-	-	-	-	-	-
4421	Furniture stores.....	342	2 199	9 136	33	17	5	6	4	1	-	-	-	-	-	-	-
44211	Furniture stores.....	342	2 199	9 136	33	17	5	6	4	1	-	-	-	-	-	-	-
442110	Furniture stores.....	342	2 199	9 136	33	17	5	6	4	1	-	-	-	-	-	-	-
4422	Home furnishings stores.....	510	3 255	14 639	50	19	12	10	9	-	-	-	-	-	-	-	-
44221	Floor covering stores.....	210	1 847	8 812	27	13	6	5	3	-	-	-	-	-	-	-	-
442210	Floor covering stores.....	210	1 847	8 812	27	13	6	5	3	-	-	-	-	-	-	-	-
44229	Other home furnishings stores.....	300	1 408	5 827	23	6	6	5	6	-	-	-	-	-	-	-	-
442299	All other home furnishings stores.....	271	1 201	4 844	20	6	4	4	6	-	-	-	-	-	-	-	-
443	Electronics & appliance stores.....	768	4 018	16 128	61	28	20	5	4	1	3	-	-	-	-	-	-
4431	Electronics & appliance stores.....	768	4 018	16 128	61	28	20	5	4	1	3	-	-	-	-	-	-
44311	Appliance, TV & all other electronics stores.....	626	3 399	13 390	40	19	12	4	1	1	3	-	-	-	-	-	-
443112	Radio, television & other electronics stores.....	560	2 923	11 483	24	8	9	2	1	1	3	-	-	-	-	-	-
444	Bldg material & garden equip & supp dealers.....	2 039	13 721	55 836	109	39	31	17	11	5	6	-	-	-	-	-	-
4441	Building material & supplies dealers.....	1 777	12 382	48 984	80	26	21	14	9	4	6	-	-	-	-	-	-
44411	Home centers.....	(F)	(D)	(D)	7	-	1	-	-	-	6	-	-	-	-	-	-
44413	Hardware stores.....	336	1 010	4 562	22	4	5	7	6	-	-	-	-	-	-	-	-
444130	Hardware stores.....	336	1 010	4 562	22	4	5	7	6	-	-	-	-	-	-	-	-
44419	Other building material dealers.....	496	5 276	22 546	40	20	9	4	3	4	-	-	-	-	-	-	-
444190	Other building material dealers.....	496	5 276	22 546	40	20	9	4	3	4	-	-	-	-	-	-	-
4442	Lawn & garden equip & supplies stores.....	262	1 339	6 852	29	13	10	3	2	1	-	-	-	-	-	-	-
44422	Nursery & garden centers.....	243	1 235	6 316	24	10	8	3	2	1	-	-	-	-	-	-	-
444220	Nursery & garden centers.....	243	1 235	6 316	24	10	8	3	2	1	-	-	-	-	-	-	-

See footnotes at end of table.

**Table 6. Counties—Employees, Payroll, and Establishments by Industry: 2003—Con.**

[Excludes most government employees, railroad employees, and self-employed persons. Size class 1 to 4 includes establishments with payroll, but no employees, during mid-March pay period. (D) denotes figures withheld to avoid disclosing data for individual companies; the data are included in broader industry totals. Detailed industries with 100 or more employees are shown if industry was not a (D). For explanation of terms, abbreviations, and data reliability/comparability, see introductory text]

NAICS code	Industry	Number of employees for week including March 12	Payroll (\$1,000)		Total number of establishments	Number of establishments by employment-size class								
			First quarter	Annual		1 to 4	5 to 9	10 to 19	20 to 49	50 to 99	100 to 249	250 to 499	500 to 999	1,000 or more
<b>DAKOTA—Con.</b>														
<b>44-45 Retail trade—Con.</b>														
445	Food & beverage stores .....	2 939	13 597	53 552	112	42	23	21	10	7	8	1	—	—
4451	Grocery stores .....	2 405	11 900	45 810	42	13	4	4	5	7	8	1	—	—
44511	Grocery (except convenience) stores .....	2 370	11 792	45 326	33	7	2	3	5	7	8	1	—	—
445110	Grocery (except convenience) stores .....	2 370	11 792	45 326	33	7	2	3	5	7	8	1	—	—
4452	Specialty food stores .....	172	497	2 329	26	13	7	3	3	—	—	—	—	—
4453	Beer, wine & liquor stores .....	362	1 200	5 413	44	16	12	14	2	—	—	—	—	—
44531	Beer, wine & liquor stores .....	362	1 200	5 413	44	16	12	14	2	—	—	—	—	—
445310	Beer, wine & liquor stores .....	362	1 200	5 413	44	16	12	14	2	—	—	—	—	—
446	Health & personal care stores .....	1 290	6 613	27 078	75	24	15	12	19	5	—	—	—	—
4461	Health & personal care stores .....	1 290	6 613	27 078	75	24	15	12	19	5	—	—	—	—
44611	Pharmacies & drug stores .....	1 006	5 332	21 700	36	3	4	7	18	4	—	—	—	—
446110	Pharmacies & drug stores .....	1 006	5 332	21 700	36	3	4	7	18	4	—	—	—	—
44613	Optical goods stores .....	131	750	2 967	17	8	5	3	1	—	—	—	—	—
446130	Optical goods stores .....	131	750	2 967	17	8	5	3	1	—	—	—	—	—
44619	Other health & personal care stores .....	125	460	2 081	18	12	4	1	—	1	—	—	—	—
446191	Food (health) supplement stores .....	110	343	1 519	11	5	4	1	—	1	—	—	—	—
447	Gasoline stations .....	1 508	6 676	28 401	142	26	43	61	12	—	—	—	—	—
4471	Gasoline stations .....	1 508	6 676	28 401	142	26	43	61	12	—	—	—	—	—
44711	Gasoline stations with convenience stores .....	1 358	5 836	24 803	125	17	40	58	10	—	—	—	—	—
447110	Gasoline stations with convenience stores .....	1 358	5 836	24 803	125	17	40	58	10	—	—	—	—	—
44719	Other gasoline stations .....	150	840	3 598	17	9	3	3	2	—	—	—	—	—
447190	Other gasoline stations .....	150	840	3 598	17	9	3	3	2	—	—	—	—	—
448	Clothing & clothing accessories stores .....	1 446	5 178	20 166	136	39	49	32	11	4	1	—	—	—
4481	Clothing stores .....	1 135	3 377	13 234	85	21	26	24	9	4	1	—	—	—
44812	Women's clothing stores .....	243	689	2 739	29	7	10	11	1	—	—	—	—	—
448120	Women's clothing stores .....	243	689	2 739	29	7	10	11	1	—	—	—	—	—
44813	Children's & infants' clothing stores .....	100	360	1 501	8	2	2	2	2	—	—	—	—	—
448130	Children's & infants' clothing stores .....	100	360	1 501	8	2	2	2	2	—	—	—	—	—
44814	Family clothing stores .....	580	1 690	6 651	21	2	4	6	4	4	1	—	—	—
448140	Family clothing stores .....	580	1 690	6 651	21	2	4	6	4	4	1	—	—	—
44819	Other clothing stores .....	108	328	1 165	15	7	6	1	1	—	—	—	—	—
448190	Other clothing stores .....	108	328	1 165	15	7	6	1	1	—	—	—	—	—
4482	Shoe stores .....	121	410	1 922	23	8	12	3	—	—	—	—	—	—
44821	Shoe stores .....	121	410	1 922	23	8	12	3	—	—	—	—	—	—
448210	Shoe stores .....	121	410	1 922	23	8	12	3	—	—	—	—	—	—
4483	Jewelry, luggage & leather goods stores .....	190	1 391	5 010	28	10	11	5	2	—	—	—	—	—
44831	Jewelry stores .....	190	1 391	5 010	28	10	11	5	2	—	—	—	—	—
448310	Jewelry stores .....	190	1 391	5 010	28	10	11	5	2	—	—	—	—	—
451	Sporting goods, hobby, book & music stores .....	932	2 813	11 137	83	32	21	17	10	3	—	—	—	—
4511	Sporting goods, hobby, musical instrument stores .....	791	2 511	9 888	67	25	17	13	9	3	—	—	—	—
45111	Sporting goods stores .....	348	1 204	4 720	36	18	6	7	4	1	—	—	—	—
451110	Sporting goods stores .....	348	1 204	4 720	36	18	6	7	4	1	—	—	—	—
45112	Hobby, toy & game stores .....	261	778	3 115	16	—	9	3	3	1	—	—	—	—
451120	Hobby, toy & game stores .....	261	778	3 115	16	—	9	3	3	1	—	—	—	—
45113	Sewing, needlework & piece goods stores .....	151	370	1 391	9	2	2	3	1	1	—	—	—	—
451130	Sewing, needlework & piece goods stores .....	151	370	1 391	9	2	2	3	1	1	—	—	—	—
4512	Book, periodical & music stores .....	141	302	1 249	16	7	4	4	1	—	—	—	—	—
45121	Book stores & news dealers .....	120	250	1 011	11	4	3	3	1	—	—	—	—	—
452	General merchandise stores .....	4 645	18 248	76 178	37	6	6	5	—	2	11	7	—	—
4521	Department stores .....	3 342	13 085	54 765	17	—	—	1	—	2	9	5	—	—
45211	Department stores .....	3 342	13 085	54 765	17	—	—	1	—	2	9	5	—	—
452111	Department Stores (except Discount Department Stores) .....	1 194	4 653	19 291	5	—	—	—	—	—	3	2	—	—
452112	Discount Department Stores .....	2 148	8 432	35 474	12	—	—	1	—	2	6	3	—	—
4529	Other general merchandise stores .....	1 303	5 163	21 413	20	6	6	4	—	—	2	2	—	—
45291	Warehouse clubs & superstores .....	(G)	(D)	(D)	4	—	—	—	—	—	2	2	—	—
45299	All other general merchandise stores .....	(C)	(D)	(D)	16	6	6	4	—	—	—	—	—	—
453	Miscellaneous store retailers .....	1 122	3 330	14 675	142	66	37	22	17	—	—	—	—	—
4531	Florists .....	119	319	1 222	21	12	5	3	1	—	—	—	—	—
45311	Florists .....	119	319	1 222	21	12	5	3	1	—	—	—	—	—
453110	Florists .....	119	319	1 222	21	12	5	3	1	—	—	—	—	—
4532	Office supplies, stationery & gift stores .....	556	1 579	6 774	55	18	13	14	10	—	—	—	—	—
45321	Office supplies & stationery stores .....	200	846	3 462	12	2	3	2	5	—	—	—	—	—
453210	Office supplies & stationery stores .....	200	846	3 462	12	2	3	2	5	—	—	—	—	—
45322	Gift, novelty & souvenir stores .....	356	733	3 312	43	16	10	12	5	—	—	—	—	—
453220	Gift, novelty & souvenir stores .....	356	733	3 312	43	16	10	12	5	—	—	—	—	—
4533	Used merchandise stores .....	109	347	1 373	11	3	4	3	1	—	—	—	—	—
45331	Used merchandise stores .....	109	347	1 373	11	3	4	3	1	—	—	—	—	—
453310	Used merchandise stores .....	109	347	1 373	11	3	4	3	1	—	—	—	—	—
4539	Other miscellaneous store retailers .....	338	1 085	5 306	55	33	15	2	5	—	—	—	—	—
45391	Pet & pet supplies stores .....	259	762	3 356	18	2	9	2	5	—	—	—	—	—
453910	Pet & pet supplies stores .....	259	762	3 356	18	2	9	2	5	—	—	—	—	—
454	Nonstore retailers .....	1 307	10 289	36 116	79	50	14	6	6	1	1	—	1	—
4541	Electronic shopping & mail-order houses .....	804	7 561	25 521	18	11	2	1	2	1	—	—	—	1
45411	Electronic shopping & mail-order houses .....	804	7 561	25 521	18	11	2	1	2	1	—	—	—	1
454113	Mail-Order Houses .....	756	7 110	23 826	11	5	2	1	1	1	—	—	—	1
4542	Vending machine operators .....	109	806	2 706	17	9	5	2	1	—	—	—	—	—
45421	Vending machine operators .....	109	806	2 706	17	9	5	2	1	—	—	—	—	—
454210	Vending machine operators .....	109	806	2 706	17	9	5	2	1	—	—	—	—	—
4543	Direct selling establishments .....	394	1 922	7 889	44	30	7	3	3	—	1	—	—	—
45439	Other direct selling establishments .....	331	1 473	6 144	38	28	5	2	2	—	1	—	—	—
454390	Other direct selling establishments .....	331	1 473	6 144	38	28	5	2	2	—	1	—	—	—

See footnotes at end of table.

**Table 6. Counties—Employees, Payroll, and Establishments by Industry: 2003—Con.**

[Excludes most government employees, railroad employees, and self-employed persons. Size class 1 to 4 includes establishments with payroll, but no employees, during mid-March pay period. (D) denotes figures withheld to avoid disclosing data for individual companies; the data are included in broader industry totals. Detailed industries with 100 or more employees are shown if industry was not a (D). For explanation of terms, abbreviations, and data reliability/comparability, see introductory text]

NAICS code	Industry	Number of employees for week including March 12	Payroll (\$1,000)		Total number of establishments	Number of establishments by employment-size class								
			First quarter	Annual		1 to 4	5 to 9	10 to 19	20 to 49	50 to 99	100 to 249	250 to 499	500 to 999	1,000 or more
<b>DAKOTA—Con.</b>														
<b>48-49</b>	<b>Transportation &amp; warehousing</b>	<b>9 341</b>	<b>80 878</b>	<b>333 116</b>	<b>326</b>	<b>163</b>	<b>43</b>	<b>45</b>	<b>35</b>	<b>18</b>	<b>16</b>	<b>5</b>	<b>-</b>	<b>1</b>
481	Air transportation	(E)	(D)	(D)	4	2	-	-	1	-	-	1	-	-
4812	Nonscheduled air transportation	(E)	(D)	(D)	2	1	-	-	-	-	-	1	-	-
48121	Nonscheduled air transportation	(E)	(D)	(D)	2	1	-	-	-	-	-	1	-	-
484	Truck transportation	4 127	40 572	169 619	154	89	13	17	15	8	8	4	-	-
4841	General freight trucking	2 907	29 373	122 931	95	58	6	10	5	6	7	3	-	-
48411	General freight trucking, local	438	3 636	15 386	42	30	3	4	2	2	1	-	-	-
484110	General freight trucking, local	438	3 636	15 386	42	30	3	4	2	2	1	-	-	-
48412	General freight trucking, long-distance	2 469	25 737	107 545	53	28	3	6	3	4	6	3	-	-
484121	General freight trucking, long-distance, TL	1 575	15 833	66 123	43	26	2	5	2	2	4	2	-	-
484122	General freight trucking, long-distance, LTL	894	9 904	41 422	10	2	1	1	1	2	2	1	-	-
4842	Specialized freight trucking	1 220	11 199	46 688	59	31	7	7	10	2	1	1	-	-
48421	Used household & office goods moving	205	1 559	7 150	13	6	1	1	5	-	-	-	-	-
484210	Used household & office goods moving	205	1 559	7 150	13	6	1	1	5	-	-	-	-	-
48422	Specialized freight (exc used) trucking, local	235	1 629	8 901	30	19	5	2	3	1	-	-	-	-
484220	Specialized freight (exc used) trucking, local	235	1 629	8 901	30	19	5	2	3	1	-	-	-	-
48423	Specialized freight (exc used) trucking, LDist	780	8 011	30 637	16	6	1	4	2	1	1	1	-	-
484230	Specialized freight (exc used) trucking, LDist	780	8 011	30 637	16	6	1	4	2	1	1	1	-	-
485	Transit & ground passenger transportation	1 409	6 443	26 567	22	3	2	3	2	6	6	-	-	-
4854	School & employee bus transportation	959	4 235	17 286	9	-	-	1	-	3	5	-	-	-
48541	School & employee bus transportation	959	4 235	17 286	9	-	-	1	-	3	5	-	-	-
485410	School & employee bus transportation	959	4 235	17 286	9	-	-	1	-	3	5	-	-	-
4859	Oth transit & ground passenger transportation	318	1 594	6 163	8	2	2	-	1	2	1	-	-	-
48599	Oth transit & ground passenger transportation	318	1 594	6 163	8	2	2	-	1	2	1	-	-	-
488	Transportation support activities	1 067	11 631	47 935	94	39	21	20	11	2	1	-	-	-
4881	Air transportation support activities	100	1 124	4 319	10	5	1	2	2	-	-	-	-	-
48819	Other air transportation support activities	100	1 124	4 319	10	5	1	2	2	-	-	-	-	-
488190	Other air transportation support activities	100	1 124	4 319	10	5	1	2	2	-	-	-	-	-
4884	Road transportation support activities	105	756	2 960	8	3	3	-	1	1	-	-	-	-
4885	Freight transportation arrangement	777	9 152	38 049	70	28	17	16	7	1	1	-	-	-
48851	Freight transportation arrangement	777	9 152	38 049	70	28	17	16	7	1	1	-	-	-
488510	Freight transportation arrangement	777	9 152	38 049	70	28	17	16	7	1	1	-	-	-
492	Couriers & messengers	(G)	(D)	(D)	22	18	2	-	-	1	-	-	-	1
4921	Couriers	(G)	(D)	(D)	10	6	2	-	-	1	-	-	-	1
49211	Couriers	(G)	(D)	(D)	10	6	2	-	-	1	-	-	-	1
493	Warehousing & storage	390	2 528	9 979	21	7	4	3	5	1	1	-	-	-
4931	Warehousing & storage	390	2 528	9 979	21	7	4	3	5	1	1	-	-	-
49311	General warehousing & storage	(C)	(D)	(D)	14	6	2	2	4	-	-	-	-	-
49319	Other warehousing & storage	194	1 210	4 866	6	1	2	1	-	1	1	-	-	-
493190	Other warehousing & storage	194	1 210	4 866	6	1	2	1	-	1	1	-	-	-
<b>51</b>	<b>Information</b>	<b>9 707</b>	<b>178 596</b>	<b>627 937</b>	<b>187</b>	<b>98</b>	<b>23</b>	<b>23</b>	<b>25</b>	<b>11</b>	<b>4</b>	<b>1</b>	<b>-</b>	<b>2</b>
511	Publishing industries	7 771	157 359	544 531	51	18	6	10	10	4	-	1	-	2
5111	Newspaper, periodical, book, database publishers	(I)	(D)	(D)	29	9	4	6	5	2	-	1	-	2
51111	Newspaper publishers	100	572	1 536	6	-	2	2	2	-	-	-	-	-
511110	Newspaper publishers	100	572	1 536	6	-	2	2	2	-	-	-	-	-
51112	Periodical publishers	(H)	(D)	(D)	12	4	2	3	1	-	1	-	1	-
51113	Book publishers	(H)	(D)	(D)	5	2	-	1	-	1	-	-	-	1
51119	Other publishers	(C)	(D)	(D)	3	1	-	-	1	1	-	-	-	-
5112	Software publishers	(E)	(D)	(D)	22	9	2	4	5	2	-	-	-	-
51121	Software publishers	(E)	(D)	(D)	22	9	2	4	5	2	-	-	-	-
512	Motion picture & sound recording industries	463	1 475	6 674	27	17	1	2	4	2	1	-	-	-
5121	Motion picture & video industries	(E)	(D)	(D)	24	14	1	2	4	2	1	-	-	-
51213	Motion picture & video exhibition	383	660	2 784	8	-	-	2	3	2	1	-	-	-
512131	Motion picture theaters (except drive-ins)	383	660	2 784	8	-	-	2	3	2	1	-	-	-
516	Internet Publishing and Broadcasting	185	2 890	11 281	4	1	-	1	1	-	1	-	-	-
5161	Internet Publishing and Broadcasting	185	2 890	11 281	4	1	-	1	1	-	1	-	-	-
51611	Internet Publishing and Broadcasting	185	2 890	11 281	4	1	-	1	1	-	1	-	-	-
516110	Internet Publishing and Broadcasting	185	2 890	11 281	4	1	-	1	1	-	1	-	-	-
517	Telecommunications	389	5 616	20 176	40	22	8	5	3	2	-	-	-	-
5171	Wired Telecommunications Carriers	221	3 978	12 586	22	13	3	3	2	1	-	-	-	-
51711	Wired Telecommunications Carriers	221	3 978	12 586	22	13	3	3	2	1	-	-	-	-
517110	Wired Telecommunications Carriers	221	3 978	12 586	22	13	3	3	2	1	-	-	-	-
518	Internet Service Providers, Web Search Portals, and Data Processing Serv	847	10 958	43 836	58	37	6	3	7	3	2	-	-	-
5182	Data Processing, Hosting, and Related Services	818	10 556	42 115	48	30	3	3	7	3	2	-	-	-
51821	Data Processing, Hosting, and Related Services	818	10 556	42 115	48	30	3	3	7	3	2	-	-	-
518210	Data Processing, Hosting, and Related Services	818	10 556	42 115	48	30	3	3	7	3	2	-	-	-

See footnotes at end of table.

**Table 6. Counties—Employees, Payroll, and Establishments by Industry: 2003—Con.**

[Excludes most government employees, railroad employees, and self-employed persons. Size class 1 to 4 includes establishments with payroll, but no employees, during mid-March pay period. (D) denotes figures withheld to avoid disclosing data for individual companies; the data are included in broader industry totals. Detailed industries with 100 or more employees are shown if industry was not a (D). For explanation of terms, abbreviations, and data reliability/comparability, see introductory text]

NAICS code	Industry	Number of employees for week including March 12	Payroll (\$1,000)		Total number of establishments	Number of establishments by employment-size class								
			First quarter	Annual		1 to 4	5 to 9	10 to 19	20 to 49	50 to 99	100 to 249	250 to 499	500 to 999	1,000 or more
<b>DAKOTA—Con.</b>														
<b>52</b>	<b>Finance &amp; insurance</b>	<b>9 429</b>	<b>127 266</b>	<b>459 087</b>	<b>645</b>	<b>419</b>	<b>106</b>	<b>62</b>	<b>40</b>	<b>9</b>	<b>4</b>	<b>4</b>		<b>1</b>
522	Credit intermediation & related activities	3 194	33 893	142 720	257	107	61	49	31	5	2	2		
5221	Depository credit intermediation	1 895	17 336	70 639	104	17	30	28	25	1	2	1		
52211	Commercial banking	1 607	14 759	60 295	82	9	23	25	22	1	1	1		
522110	Commercial banking	1 607	14 759	60 295	82	9	23	25	22	1	1	1		
52213	Credit unions	241	2 114	8 413	16	6	4	3	2		1			
522130	Credit unions	241	2 114	8 413	16	6	4	3	2		1			
5222	Nondepository credit intermediation	544	9 740	38 968	80	50	15	10	2	3				
52222	Sales financing	129	1 417	6 816	13	6	4	1	1	1				
522220	Sales financing	129	1 417	6 816	13	6	4	1	1	1				
52229	Other nondepository credit intermediation	415	8 323	32 152	67	44	11	9	1	2				
522292	Real estate credit	261	6 674	25 476	46	32	6	6	1	1				
5223	Activities related to credit intermediation	755	6 817	33 113	73	40	16	11	4	1		1		
52231	Mortgage & nonmortgage brokers	624	5 529	26 494	58	32	13	8	4			1		
522310	Mortgage & nonmortgage brokers	624	5 529	26 494	58	32	13	8	4			1		
523	Security, commodity contracts & like activity	(C)	(D)	(D)	102	92	7	1	2					
5231	Securities brokerage	137	1 914	9 073	57	52	2	1	2					
52312	Securities brokerage	101	1 298	5 966	51	47	2	1	1					
523120	Securities brokerage	101	1 298	5 966	51	47	2	1	1					
524	Insurance carriers & related activities	6 019	90 649	303 599	285	220	37	12	7	4	2	2		1
5241	Insurance carriers	4 935	77 813	251 600	37	19	3	5	1	1	1	2		1
52411	Direct life, health, medical insurance carriers	(H)	(D)	(D)	15	7		1	4	1		1		1
524113	Direct life insurance carriers	151	1 718	5 779	11	6		1	3	1				
52412	Other direct insurance carriers	(F)	(D)	(D)	22	12	3	4	1		1	1		
5242	Agencies & other insurance related activities	1 084	12 836	51 999	248	201	34	7	2	3	1			
52421	Insurance agencies & brokerages	745	7 022	30 231	232	192	32	5	1	2				
524210	Insurance agencies & brokerages	745	7 022	30 231	232	192	32	5	1	2				
52429	Other insurance related activities	339	5 814	21 768	16	9	2	2	1	1	1			
524292	Insurance & pension funds, third party admin	328	5 633	20 591	8	2	1	2	1	1	1			
<b>53</b>	<b>Real estate &amp; rental &amp; leasing</b>	<b>2 236</b>	<b>14 756</b>	<b>63 836</b>	<b>494</b>	<b>363</b>	<b>75</b>	<b>39</b>	<b>10</b>	<b>7</b>				
531	Real estate	1 519	8 961	41 731	414	330	55	19	4	6				
5311	Lessors of real estate	492	3 268	12 656	115	76	27	10	2					
53111	Lessors of residential buildings & dwellings	379	2 327	8 865	76	46	20	8	2					
531110	Lessors of residential buildings & dwellings	379	2 327	8 865	76	46	20	8	2					
5312	Offices of real estate agents & brokers	447	2 498	14 033	199	179	13	5	1	1				
53121	Offices of real estate agents & brokers	447	2 498	14 033	199	179	13	5	1	1				
531210	Offices of real estate agents & brokers	447	2 498	14 033	199	179	13	5	1	1				
5313	Activities related to real estate	580	3 195	15 042	100	75	15	4	1	5				
53131	Real estate property managers	440	2 053	8 570	35	19	9	1	1	5				
531311	Residential property managers	421	1 939	8 043	28	14	7	1	1	5				
532	Rental & leasing services	686	5 294	19 902	75	30	19	19	6	1				
5321	Automotive equipment rental & leasing	101	897	3 587	14	6	4	3	1					
5322	Consumer goods rental	276	768	3 089	32	9	11	11	1					
53223	Video tape & disc rental	239	602	2 360	26	6	10	9	1					
532230	Video tape & disc rental	239	602	2 360	26	6	10	9	1					
5324	Commercial, industrial equip rental & leasing	220	2 687	10 253	22	12	3	4	2	1				
53249	Oth commercial, industrial equip rental, lease	149	1 897	7 185	14	7	2	4		1				
532490	Oth commercial, industrial equip rental, lease	149	1 897	7 185	14	7	2	4		1				
<b>54</b>	<b>Professional, scientific &amp; technical services</b>	<b>6 798</b>	<b>80 000</b>	<b>325 679</b>	<b>1 213</b>	<b>910</b>	<b>141</b>	<b>96</b>	<b>51</b>	<b>5</b>	<b>9</b>	<b>1</b>		
541	Professional, scientific & technical services	6 798	80 000	325 679	1 213	910	141	96	51	5	9	1		
5411	Legal services	700	8 190	40 018	138	96	23	10	9					
54111	Offices of lawyers	494	6 099	30 513	113	84	18	5	6					
541110	Offices of lawyers	494	6 099	30 513	113	84	18	5	6					
54119	Other legal services	206	2 091	9 505	25	12	5	5	3					
5412	Accounting, tax prep, bookkeep, payroll services	812	6 814	27 299	149	95	34	16	3		1			
54121	Accounting, tax prep, bookkeep, payroll services	812	6 814	27 299	149	95	34	16	3		1			
541211	Offices of certified public accountants	276	2 589	10 745	60	39	14	6	1					
541213	Tax preparation services	168	567	1 540	27	12	8	7						
541214	Payroll services	132	1 457	5 495	5	3		1			1			
541219	Other accounting services	236	2 201	9 519	57	41	12	2	2					
5413	Architectural, engineering & related services	644	8 286	37 436	114	78	15	12	8	1				
54133	Engineering services	410	5 946	26 939	63	44	4	9	5	1				
541330	Engineering services	410	5 946	26 939	63	44	4	9	5	1				
5415	Computer systems design & related services	1 500	22 945	87 918	359	296	28	18	15	1	1			
54151	Computer systems design & related services	1 500	22 945	87 918	359	296	28	18	15	1	1			
541511	Custom computer programming services	784	10 871	45 091	167	132	13	12	9	1				
541512	Computer systems design services	457	6 769	26 686	132	113	9	4	6					
541519	Other computer related services	232	5 091	15 411	53	46	5	1			1			
5416	Management, sci & tech consulting services	1 011	10 490	47 596	235	203	13	11	3	3	2			
54161	Management consulting services	835	9 230	41 113	198	171	12	9	2	2	2			
541611	Admin & gen management consulting services	311	3 206	13 995	95	87	4	3			1			
541612	Human res & exec search consulting services	154	1 820	8 658	39	32	4	2		1				
541614	Process, phys dist & log consulting services	282	3 456	14 498	19	11	3	2	1	1	1			
54169	Oth scientific & technical consulting services	139	983	5 361	29	27			1	1				
541690	Oth scientific & technical consulting services	139	983	5 361	29	27			1	1				

See footnotes at end of table.



**Table 6. Counties—Employees, Payroll, and Establishments by Industry: 2003—Con.**

[Excludes most government employees, railroad employees, and self-employed persons. Size class 1 to 4 includes establishments with payroll, but no employees, during mid-March pay period. (D) denotes figures withheld to avoid disclosing data for individual companies; the data are included in broader industry totals. Detailed industries with 100 or more employees are shown if industry was not a (D). For explanation of terms, abbreviations, and data reliability/comparability, see introductory text]

NAICS code	Industry	Number of employees for week including March 12	Payroll (\$1,000)		Total number of establishments	Number of establishments by employment-size class								
			First quarter	Annual		1 to 4	5 to 9	10 to 19	20 to 49	50 to 99	100 to 249	250 to 499	500 to 999	1,000 or more
<b>DAKOTA—Con.</b>														
<b>54</b>	<b>Professional, scientific &amp; technical services—Con.</b>													
541	Professional, scientific & technical services—Con.				6	4	1	—	—	—	—	—	1	—
5417	Scientific R&D services	(E)	(D)	(D)	6	4	1	—	—	—	—	—	1	—
54171	R&D in physical, engineering & life sciences	(E)	(D)	(D)	6	4	1	—	—	—	—	—	1	—
5418	Advertising & related services	517	5 405	20 079	57	37	8	6	4	—	2	—	—	—
54186	Direct mail advertising	158	1 544	5 956	7	3	—	3	—	—	1	—	—	—
541860	Direct mail advertising	158	1 544	5 956	7	3	—	3	—	—	1	—	—	—
54189	Other services related to advertising	239	2 070	8 692	20	10	6	1	2	—	1	—	—	—
541890	Other services related to advertising	239	2 070	8 692	20	10	6	1	2	—	1	—	—	—
5419	Oth professional, scientific, technical services	1 241	9 308	39 835	116	67	16	21	9	—	3	—	—	—
54191	Marketing research & public opinion polling	207	2 181	9 088	13	7	1	2	2	—	1	—	—	—
541910	Marketing research & public opinion polling	207	2 181	9 088	13	7	1	2	2	—	1	—	—	—
54192	Photographic services	316	1 250	5 360	30	21	4	3	1	—	1	—	—	—
54194	Veterinary services	434	2 616	11 905	36	7	8	15	6	—	—	—	—	—
541940	Veterinary services	434	2 616	11 905	36	7	8	15	6	—	—	—	—	—
54199	All oth prof, scientific & technical services	269	3 173	13 052	31	27	2	1	—	—	1	—	—	—
541990	All oth prof, scientific & technical services	269	3 173	13 052	31	27	2	1	—	—	1	—	—	—
<b>55</b>	<b>Management of companies &amp; enterprises</b>	<b>3 762</b>	<b>61 768</b>	<b>246 713</b>	<b>95</b>	<b>36</b>	<b>16</b>	<b>14</b>	<b>11</b>	<b>8</b>	<b>7</b>	<b>2</b>	<b>1</b>	<b>—</b>
551	Management of companies & enterprises	3 762	61 768	246 713	95	36	16	14	11	8	7	2	1	—
5511	Management of companies & enterprises	3 762	61 768	246 713	95	36	16	14	11	8	7	2	1	—
55111	Management of companies & enterprises	3 762	61 768	246 713	95	36	16	14	11	8	7	2	1	—
551114	Corp, subsidiary & regional managing offices	3 655	59 843	240 119	88	32	15	13	11	7	7	2	1	—
<b>56</b>	<b>Admin, support, waste mgt, remediation services</b>	<b>7 240</b>	<b>48 534</b>	<b>219 700</b>	<b>536</b>	<b>316</b>	<b>75</b>	<b>55</b>	<b>56</b>	<b>20</b>	<b>11</b>	<b>3</b>	<b>—</b>	<b>—</b>
561	Administrative & support services	6 665	42 582	195 153	510	311	66	49	53	19	9	3	—	—
5611	Office administrative services	243	2 560	12 652	35	21	3	8	2	1	—	—	—	—
56111	Office administrative services	243	2 560	12 652	35	21	3	8	2	1	—	—	—	—
561110	Office administrative services	243	2 560	12 652	35	21	3	8	2	1	—	—	—	—
5613	Employment services	1 757	9 300	41 074	42	12	4	2	13	7	3	1	—	—
56131	Employment placement agencies	281	1 058	4 225	10	6	1	—	2	—	1	—	—	—
561310	Employment placement agencies	281	1 058	4 225	10	6	1	—	2	—	1	—	—	—
56132	Temporary help services	1 300	6 831	30 900	25	3	3	1	9	6	2	1	—	—
561320	Temporary help services	1 300	6 831	30 900	25	3	3	1	9	6	2	1	—	—
56133	Employee leasing services	176	1 411	5 949	7	3	—	1	2	1	—	—	—	—
561330	Employee leasing services	176	1 411	5 949	7	3	—	1	2	1	—	—	—	—
5614	Business support services	1 686	10 214	45 098	76	42	10	7	10	3	2	2	—	—
56142	Telephone call centers	427	1 442	5 538	7	1	—	—	2	3	1	—	—	—
56143	Business service centers	172	1 396	5 593	21	11	4	4	2	—	—	—	—	—
561439	Oth business service centers (incl copy shops)	147	1 300	5 191	15	7	2	4	2	—	—	—	—	—
56144	Collection agencies	916	6 078	28 134	14	6	1	2	2	—	1	2	—	—
561440	Collection agencies	916	6 078	28 134	14	6	1	2	2	—	1	2	—	—
56149	Other business support services	114	827	4 028	25	18	4	1	2	—	—	—	—	—
5615	Travel arrangement & reservation services	709	5 262	22 250	35	17	6	5	4	1	2	—	—	—
56151	Travel agencies	382	2 760	11 306	28	15	5	5	2	—	1	—	—	—
561510	Travel agencies	382	2 760	11 306	28	15	5	5	2	—	1	—	—	—
56159	Oth travel arrangement & reservation services	(C)	(D)	(D)	4	2	—	—	—	1	1	—	—	—
5616	Investigation & security services	331	3 457	13 062	25	10	6	5	2	2	—	—	—	—
56162	Security systems services	242	2 679	9 835	14	6	3	2	1	2	—	—	—	—
561621	Security systems services (except locksmiths)	228	2 583	9 438	10	4	1	2	1	2	—	—	—	—
5617	Services to buildings & dwellings	1 556	8 192	46 968	252	179	33	17	18	3	2	—	—	—
56171	Exterminating & pest control services	(C)	(D)	(D)	5	3	—	1	—	—	1	—	—	—
56172	Janitorial services	704	2 288	10 067	70	38	11	8	11	1	1	—	—	—
561720	Janitorial services	704	2 288	10 067	70	38	11	8	11	1	1	—	—	—
56173	Landscaping services	618	3 364	25 927	152	120	17	7	6	2	—	—	—	—
561730	Landscaping services	618	3 364	25 927	152	120	17	7	6	2	—	—	—	—
5619	Other support services	(E)	(D)	(D)	37	23	4	5	4	1	—	—	—	—
56192	Convention & trade show organizers	108	1 044	4 185	11	8	1	—	1	1	—	—	—	—
561920	Convention & trade show organizers	108	1 044	4 185	11	8	1	—	1	1	—	—	—	—
56199	All other support services	125	1 016	4 064	19	11	3	3	2	—	—	—	—	—
561990	All other support services	125	1 016	4 064	19	11	3	3	2	—	—	—	—	—
562	Waste management & remediation services	575	5 952	24 547	26	5	9	6	3	1	2	—	—	—
5621	Waste collection	471	4 790	19 632	15	1	7	2	2	1	2	—	—	—
56211	Waste collection	471	4 790	19 632	15	1	7	2	2	1	2	—	—	—
562111	Solid waste collection	454	4 652	18 971	12	—	5	2	2	1	2	—	—	—
<b>61</b>	<b>Educational services</b>	<b>1 890</b>	<b>11 603</b>	<b>47 793</b>	<b>118</b>	<b>65</b>	<b>11</b>	<b>18</b>	<b>14</b>	<b>7</b>	<b>2</b>	<b>1</b>	<b>—</b>	<b>—</b>
611	Educational services	1 890	11 603	47 793	118	65	11	18	14	7	2	1	—	—
6111	Elementary & secondary schools	749	4 764	19 408	17	4	2	2	2	5	2	—	—	—
61111	Elementary & secondary schools	749	4 764	19 408	17	4	2	2	2	5	2	—	—	—
611110	Elementary & secondary schools	749	4 764	19 408	17	4	2	2	2	5	2	—	—	—
6112	Junior colleges	(E)	(D)	(D)	1	—	—	—	—	—	—	—	—	—
61121	Junior colleges	(E)	(D)	(D)	1	—	—	—	—	—	—	—	—	—
6115	Technical & trade schools	130	882	3 198	9	1	1	4	3	—	—	—	—	—
61151	Technical & trade schools	130	882	3 198	9	1	1	4	3	—	—	—	—	—
6116	Other schools & instruction	500	1 190	5 391	60	34	8	11	6	1	—	—	—	—
61161	Fine arts schools	132	336	1 416	21	11	5	4	1	—	—	—	—	—
611610	Fine arts schools	132	336	1 416	21	11	5	4	1	—	—	—	—	—
61162	Sports & recreation instruction	180	415	1 913	17	10	2	2	2	1	—	—	—	—
611620	Sports & recreation instruction	180	415	1 913	17	10	2	2	2	1	—	—	—	—
61169	All other schools & instruction	(C)	(D)	(D)	21	13	1	4	3	—	—	—	—	—

See footnotes at end of table.

**Table 6. Counties—Employees, Payroll, and Establishments by Industry: 2003—Con.**

[Excludes most government employees, railroad employees, and self-employed persons. Size class 1 to 4 includes establishments with payroll, but no employees, during mid-March pay period. (D) denotes figures withheld to avoid disclosing data for individual companies; the data are included in broader industry totals. Detailed industries with 100 or more employees are shown if industry was not a (D). For explanation of terms, abbreviations, and data reliability/comparability, see introductory text]

NAICS code	Industry	Number of employees for week including March 12	Payroll (\$1,000)		Total number of establishments	Number of establishments by employment-size class								
			First quarter	Annual		1 to 4	5 to 9	10 to 19	20 to 49	50 to 99	100 to 249	250 to 499	500 to 999	1,000 or more
<b>DAKOTA—Con.</b>														
<b>61</b>	<b>Educational services—Con.</b>													
611	Educational services—Con.				3	1	—	—	1	1	—	—	—	—
6117	Educational support services	(C)	(D)	(D)	3	1	—	—	1	1	—	—	—	—
61171	Educational support services	(C)	(D)	(D)	3	1	—	—	1	1	—	—	—	—
<b>62</b>	<b>Health care and social assistance</b>	<b>16 155</b>	<b>102 557</b>	<b>458 069</b>	<b>762</b>	<b>300</b>	<b>178</b>	<b>162</b>	<b>73</b>	<b>21</b>	<b>17</b>	<b>6</b>	<b>3</b>	<b>2</b>
621	Ambulatory health care services	6 745	55 844	258 224	423	178	108	82	30	13	9	1	2	—
6211	Offices of physicians	1 623	18 375	87 089	69	24	13	8	14	7	3	—	—	—
62111	Offices of physicians	1 623	18 375	87 089	69	24	13	8	14	7	3	—	—	—
621111	Offices of physicians (exc mental health)	1 579	18 137	86 022	62	19	13	6	14	7	3	—	—	—
6212	Offices of dentists	1 190	13 659	64 471	141	31	56	51	3	—	—	—	—	—
62121	Offices of dentists	1 190	13 659	64 471	141	31	56	51	3	—	—	—	—	—
621210	Offices of dentists	1 190	13 659	64 471	141	31	56	51	3	—	—	—	—	—
6213	Offices of other health practitioners	(F)	(D)	(D)	146	100	27	14	5	—	—	—	—	—
62131	Offices of chiropractors	300	1 672	7 229	83	60	19	4	—	—	—	—	—	—
621310	Offices of chiropractors	300	1 672	7 229	83	60	19	4	—	—	—	—	—	—
62132	Offices of optometrists	124	898	4 311	9	1	2	4	2	—	—	—	—	—
621320	Offices of optometrists	124	898	4 311	9	1	2	4	2	—	—	—	—	—
62134	Offices of PT, OT, speech therapy & audiology	153	1 157	5 079	23	13	6	2	2	—	—	—	—	—
621340	Offices of PT, OT, speech therapy & audiology	153	1 157	5 079	23	13	6	2	2	—	—	—	—	—
6214	Outpatient care centers	885	8 349	36 714	26	9	4	3	5	3	1	1	—	—
62142	Outpatient mental health, substance abuse ctrs	(C)	(D)	(D)	13	7	4	—	1	1	—	—	—	—
62149	Other outpatient care centers	725	7 241	31 906	11	1	—	2	4	2	1	1	—	—
621498	All other outpatient care centers	491	4 409	20 811	6	1	—	1	2	1	—	1	—	—
6215	Medical & diagnostic laboratories	302	3 618	15 407	10	3	1	4	—	1	1	—	—	—
62151	Medical & diagnostic laboratories	302	3 618	15 407	10	3	1	4	—	1	1	—	—	—
621511	Medical laboratories	250	2 879	12 556	5	2	—	1	—	1	1	—	—	—
6216	Home health care services	1 915	6 028	27 073	29	10	7	2	3	2	3	—	2	—
62161	Home health care services	1 915	6 028	27 073	29	10	7	2	3	2	3	—	2	—
621610	Home health care services	1 915	6 028	27 073	29	10	7	2	3	2	3	—	2	—
6219	Other ambulatory health care services	(C)	(D)	(D)	2	1	—	—	—	—	1	—	—	—
62199	All other ambulatory health care services	(C)	(D)	(D)	2	1	—	—	—	—	1	—	—	—
622	Hospitals	(G)	(D)	(D)	3	—	1	—	—	—	—	—	1	1
6221	General medical & surgical hospitals	(G)	(D)	(D)	3	—	1	—	—	—	—	—	1	1
62211	General medical & surgical hospitals	(G)	(D)	(D)	3	—	1	—	—	—	—	—	1	1
623	Nursing & residential care facilities	3 544	17 735	73 617	159	51	41	39	13	6	7	2	—	—
6231	Nursing care facilities	1 229	7 955	31 553	10	1	—	1	1	1	5	1	—	—
62311	Nursing care facilities	1 229	7 955	31 553	10	1	—	1	1	1	5	1	—	—
623110	Nursing care facilities	1 229	7 955	31 553	10	1	—	1	1	1	5	1	—	—
6232	Residential mental retardation, health facil	1 210	5 470	24 235	129	47	40	32	7	3	—	—	—	—
62321	Residential mental retardation facilities	1 085	4 751	20 868	121	44	37	32	6	2	—	—	—	—
623210	Residential mental retardation facilities	1 085	4 751	20 868	121	44	37	32	6	2	—	—	—	—
62322	Residential mental health, subst abuse facil	125	719	3 367	8	3	3	—	1	1	—	—	—	—
623220	Residential mental health, subst abuse facil	125	719	3 367	8	3	3	—	1	1	—	—	—	—
6233	Community care facilities for the elderly	1 054	3 996	16 619	14	1	—	3	5	2	1	—	—	—
62331	Community care facilities for the elderly	1 054	3 996	16 619	14	1	—	3	5	2	1	—	—	—
623311	Continuing care retirement communities	727	2 744	11 550	5	—	—	—	1	2	1	—	—	—
623312	Homes for the elderly	327	1 252	5 069	9	1	—	3	4	—	1	—	—	—
624	Social assistance	(H)	(D)	(D)	177	71	28	41	30	2	1	3	—	1
6241	Individual & family services	1 947	8 591	35 592	52	27	5	7	8	2	1	1	—	1
62412	Services for elderly & disabled persons	1 457	4 462	18 102	20	3	2	5	7	2	—	—	—	1
624120	Services for elderly & disabled persons	1 457	4 462	18 102	20	3	2	5	7	2	—	—	—	1
62419	Other individual & family services	469	4 017	17 017	26	19	3	1	1	—	1	1	—	—
624190	Other individual & family services	469	4 017	17 017	26	19	3	1	1	—	1	1	—	—
6242	Community, emergency & other relief services	(C)	(D)	(D)	11	2	6	1	2	—	—	—	—	—
6243	Vocational rehabilitation services	529	1 294	5 752	10	4	1	4	—	—	—	1	—	—
62431	Vocational rehabilitation services	529	1 294	5 752	10	4	1	4	—	—	—	1	—	—
624310	Vocational rehabilitation services	529	1 294	5 752	10	4	1	4	—	—	—	1	—	—
6244	Child day care services	1 481	4 733	19 746	104	38	16	29	20	—	—	1	—	—
62441	Child day care services	1 481	4 733	19 746	104	38	16	29	20	—	—	1	—	—
624410	Child day care services	1 481	4 733	19 746	104	38	16	29	20	—	—	1	—	—
<b>71</b>	<b>Arts, entertainment &amp; recreation</b>	<b>2 782</b>	<b>6 995</b>	<b>31 439</b>	<b>141</b>	<b>72</b>	<b>25</b>	<b>15</b>	<b>15</b>	<b>8</b>	<b>4</b>	<b>2</b>	<b>—</b>	<b>—</b>
711	Performing arts, spectator sports & related industries	(C)	(D)	(D)	27	21	3	1	1	—	—	—	—	—
7111	Performing arts companies	135	369	1 569	6	4	1	—	—	—	1	—	—	—
71111	Theater companies & dinner theaters	(C)	(D)	(D)	2	1	—	—	—	—	1	—	—	—
713	Amusement, gambling & recreation industries	2 556	6 233	28 042	113	50	22	14	14	8	3	2	—	—
7139	Other amusement & recreation industries	2 464	6 015	27 221	108	49	21	13	12	8	3	2	—	—
71391	Golf courses & country clubs	287	1 338	8 635	20	10	3	3	2	2	—	—	—	—
713910	Golf courses & country clubs	287	1 338	8 635	20	10	3	3	2	2	—	—	—	—
71392	Skiing facilities	(E)	(D)	(D)	1	—	—	—	—	—	—	1	—	—
71394	Fitness & recreational sports centers	1 166	2 400	10 546	45	17	14	4	3	4	2	1	—	—
713940	Fitness & recreational sports centers	1 166	2 400	10 546	45	17	14	4	3	4	2	1	—	—
71395	Bowling centers	422	1 082	3 887	9	—	1	1	4	2	1	—	—	—
713950	Bowling centers	422	1 082	3 887	9	—	1	1	4	2	1	—	—	—
71399	All other amusement & recreation industries	197	493	2 441	29	18	3	5	3	—	—	—	—	—
713990	All other amusement & recreation industries	197	493	2 441	29	18	3	5	3	—	—	—	—	—

See footnotes at end of table.

**Table 6. Counties—Employees, Payroll, and Establishments by Industry: 2003—Con.**

[Excludes most government employees, railroad employees, and self-employed persons. Size class 1 to 4 includes establishments with payroll, but no employees, during mid-March pay period. (D) denotes figures withheld to avoid disclosing data for individual companies; the data are included in broader industry totals. Detailed industries with 100 or more employees are shown if industry was not a (D). For explanation of terms, abbreviations, and data reliability/comparability, see introductory text]

NAICS code	Industry	Number of employees for week including March 12	Payroll (\$1,000)		Total number of establishments	Number of establishments by employment-size class								
			First quarter	Annual		1 to 4	5 to 9	10 to 19	20 to 49	50 to 99	100 to 249	250 to 499	500 to 999	1,000 or more
<b>DAKOTA—Con.</b>														
<b>72</b>	<b>Accommodation &amp; food services</b>	<b>13 243</b>	<b>36 454</b>	<b>154 358</b>	<b>570</b>	<b>144</b>	<b>75</b>	<b>115</b>	<b>157</b>	<b>71</b>	<b>7</b>	<b>1</b>		
721	Accommodation	1 029	3 555	14 633	43	8	3	13	14	5				
7211	Traveler accommodation	(G)	(D)	(D)	40	5	3	13	14	5				
72111	Hotels (exc casino hotels) & motels	1 017	3 533	14 523	38	3	3	13	14	5				
721110	Hotels (exc casino hotels) & motels	1 017	3 533	14 523	38	3	3	13	14	5				
722	Food services & drinking places	12 214	32 899	139 725	527	136	72	102	143	66	7	1		
7221	Full-service restaurants	6 327	18 078	75 954	194	48	28	20	44	46	7	1		
72211	Full-service restaurants	6 327	18 078	75 954	194	48	28	20	44	46	7	1		
722110	Full-service restaurants	6 327	18 078	75 954	194	48	28	20	44	46	7	1		
7222	Limited-service eating places	5 031	12 113	52 174	266	65	30	68	86	17				
72221	Limited-service eating places	5 031	12 113	52 174	266	65	30	68	86	17				
722211	Limited-service restaurants	4 418	10 741	46 308	213	47	20	51	80	15				
7223	Special food services	427	1 723	7 499	34	15	6	7	3	3				
72231	Food service contractors	292	1 233	5 157	25	10	6	5	2	2				
722310	Food service contractors	292	1 233	5 157	25	10	6	5	2	2				
72232	Caterers	(C)	(D)	(D)	6	3		1	1	1				
7224	Drinking places (alcoholic beverages)	429	985	4 098	33	8	8	7	10					
72241	Drinking places (alcoholic beverages)	429	985	4 098	33	8	8	7	10					
722410	Drinking places (alcoholic beverages)	429	985	4 098	33	8	8	7	10					
<b>81</b>	<b>Other services (except public administration)</b>	<b>7 807</b>	<b>42 993</b>	<b>177 461</b>	<b>809</b>	<b>379</b>	<b>199</b>	<b>145</b>	<b>61</b>	<b>18</b>	<b>7</b>			
811	Repair & maintenance	2 018	16 778	70 507	285	139	80	50	14	1	1			
8111	Automotive repair & maintenance	1 458	11 800	50 198	198	77	70	39	11	1				
81111	Automotive mechanical & electrical R&M	772	6 610	27 893	113	47	43	17	6					
811111	General automotive repair	621	5 336	22 564	89	38	30	16	5					
81112	Automotive body, paint, interior & glass repair	453	4 408	18 874	54	18	19	13	3	1				
811121	Automotive body, paint & interior R&M	324	3 223	12 894	39	11	14	11	3					
811122	Automotive glass replacement shops	129	1 185	5 980	15	7	5	2		1				
81119	Other automotive R&M	233	782	3 431	31	12	8	9	2					
811191	Automotive oil change & lubrication shops	164	536	2 242	17	3	5	8	1					
8112	Electronic & precision equipment R&M	316	3 481	13 594	22	11	3	6	1		1			
81121	Electronic & precision equipment R&M	316	3 481	13 594	22	11	3	6	1		1			
811212	Computer & office machine R&M	229	2 781	10 679	12	7	1	3			1			
8113	Commercial equipment (exc auto & elec) R&M	102	789	3 551	23	18	3		2					
81131	Commercial equipment (exc auto & elec) R&M	102	789	3 551	23	18	3		2					
811310	Commercial equipment (exc auto & elec) R&M	102	789	3 551	23	18	3		2					
8114	Personal & household goods R&M	142	708	3 164	42	33	4	5						
812	Personal & laundry services	2 364	12 073	49 101	257	125	65	41	17	6	3			
8121	Personal care services	1 439	6 235	26 387	152	70	38	24	14	6				
81211	Hair, nail & skin care services	1 155	5 597	23 358	127	63	29	19	11	5				
812112	Beauty salons	1 086	5 384	22 400	95	37	24	18	11	5				
81219	Other personal care services	284	638	3 029	25	7	9	5	3	1				
8123	Drycleaning & laundry services	382	1 952	7 951	34	8	13	11	1		1			
81232	Drycleaning & laundry services (exc coin-op)	196	585	2 387	26	6	9	11						
812320	Drycleaning & laundry services (exc coin-op)	196	585	2 387	26	6	9	11						
81233	Linen & uniform supply	(C)	(D)	(D)	2				1		1			
8129	Other personal services	468	3 131	11 535	55	38	8	5	2		2			
81292	Photofinishing	(E)	(D)	(D)	10	1	4	2	1		2			
813	Religious, grantmaking, civic, prof & like organizations	3 425	14 142	57 853	267	115	54	54	30	11	3			
8131	Religious organizations	1 913	7 962	32 138	142	59	29	28	17	8	1			
81311	Religious organizations	1 913	7 962	32 138	142	59	29	28	17	8	1			
813110	Religious organizations	1 913	7 962	32 138	142	59	29	28	17	8	1			
8133	Social advocacy organizations	110	445	1 831	11	5	1	4	1					
81331	Social advocacy organizations	110	445	1 831	11	5	1	4	1					
8134	Civic & social organizations	533	1 050	4 609	38	7	11	14	5		1			
81341	Civic & social organizations	533	1 050	4 609	38	7	11	14	5		1			
813410	Civic & social organizations	533	1 050	4 609	38	7	11	14	5		1			
8139	Business, labor, political, like organizations	809	4 462	18 404	66	39	10	7	6	3	1			
81391	Business associations	111	1 181	4 873	13	8	3		2					
813910	Business associations	111	1 181	4 873	13	8	3		2					
81392	Professional organizations	105	1 079	4 592	8	6			1		1			
813920	Professional organizations	105	1 079	4 592	8	6			1		1			
81393	Labor unions & similar labor organizations	527	1 872	7 541	23	7	6	4	3	2	1			
813930	Labor unions & similar labor organizations	527	1 872	7 541	23	7	6	4	3	2	1			
<b>99</b>	<b>Unclassified establishments</b>	<b>32</b>	<b>79</b>	<b>519</b>	<b>39</b>	<b>37</b>	<b>2</b>							
<b>DODGE</b>														
	<b>Total</b>	<b>3 892</b>	<b>24 671</b>	<b>114 689</b>	<b>460</b>	<b>291</b>	<b>93</b>	<b>43</b>	<b>23</b>	<b>5</b>	<b>4</b>		<b>1</b>	
<b>11</b>	<b>Forestry, fishing, hunting, and agriculture support</b>	(A)	(D)	(D)	1		1							
<b>21</b>	<b>Mining</b>	(A)	(D)	(D)	1			1						
<b>22</b>	<b>Utilities</b>	(A)	(D)	(D)	1		1							
<b>23</b>	<b>Construction</b>	<b>336</b>	<b>2 161</b>	<b>12 625</b>	<b>104</b>	<b>81</b>	<b>14</b>	<b>7</b>	<b>2</b>					
238	Specialty Trade Contractors	184	1 308	7 726	68	53	11	4						

See footnotes at end of table.

**Table 6. Counties—Employees, Payroll, and Establishments by Industry: 2003—Con.**

[Excludes most government employees, railroad employees, and self-employed persons. Size class 1 to 4 includes establishments with payroll, but no employees, during mid-March pay period. (D) denotes figures withheld to avoid disclosing data for individual companies; the data are included in broader industry totals. Detailed industries with 100 or more employees are shown if industry was not a (D). For explanation of terms, abbreviations, and data reliability/comparability, see introductory text]

NAICS code	Industry	Number of employees for week including March 12	Payroll (\$1,000)		Total number of establishments	Number of establishments by employment-size class								
			First quarter	Annual		1 to 4	5 to 9	10 to 19	20 to 49	50 to 99	100 to 249	250 to 499	500 to 999	1,000 or more
<b>DODGE—Con.</b>														
<b>31-33</b>	<b>Manufacturing</b> .....	<b>1 201</b>	<b>10 898</b>	<b>49 439</b>	<b>30</b>	<b>14</b>	<b>3</b>	<b>5</b>	<b>4</b>	<b>1</b>	<b>2</b>	—	<b>1</b>	—
326	Plastics & rubber products mfg .....	(C)	(D)	(D)	2	—	—	1	—	—	1	—	—	—
3261	Plastics product mfg .....	(C)	(D)	(D)	2	—	—	1	—	—	1	—	—	—
32619	Other plastics product mfg .....	(C)	(D)	(D)	1	—	—	—	—	—	1	—	—	—
332	Fabricated metal product mfg .....	101	753	3 103	3	—	1	1	—	1	—	—	—	—
3327	Mach shops, turn prod, screw, nut, bolt mfg .....	101	753	3 103	3	—	1	1	—	1	—	—	—	—
336	Transportation equipment mfg .....	(F)	(D)	(D)	3	1	—	—	—	—	1	—	1	—
3362	Motor vehicle body & trailer mfg .....	(F)	(D)	(D)	1	—	—	—	—	—	—	—	—	1
33621	Motor vehicle body & trailer mfg .....	(F)	(D)	(D)	1	—	—	—	—	—	—	—	—	1
3363	Motor vehicle parts mfg .....	(C)	(D)	(D)	1	—	—	—	—	—	1	—	—	—
33639	Other motor vehicle parts mfg .....	(C)	(D)	(D)	1	—	—	—	—	—	1	—	—	—
<b>42</b>	<b>Wholesale trade</b> .....	<b>342</b>	<b>3 146</b>	<b>14 824</b>	<b>20</b>	<b>10</b>	<b>4</b>	<b>4</b>	<b>1</b>	—	<b>1</b>	—	—	—
423	Merchant Wholesalers, Durable Goods .....	304	2 855	13 540	13	6	2	3	1	—	1	—	—	—
4235	Metal and Mineral (except Petroleum) Merchant Wholesalers .....	(C)	(D)	(D)	1	—	—	—	—	—	1	—	—	—
42351	Metal Service Centers and Other Metal Merchant Wholesalers .....	(C)	(D)	(D)	1	—	—	—	—	—	1	—	—	—
<b>44-45</b>	<b>Retail trade</b> .....	<b>510</b>	<b>1 696</b>	<b>7 556</b>	<b>67</b>	<b>39</b>	<b>15</b>	<b>9</b>	<b>3</b>	—	<b>1</b>	—	—	—
445	Food & beverage stores .....	184	561	2 433	8	3	2	1	1	—	1	—	—	—
4451	Grocery stores .....	162	502	2 110	3	—	—	1	1	—	1	—	—	—
44511	Grocery (except convenience) stores .....	162	502	2 110	3	—	—	1	1	—	1	—	—	—
445110	Grocery (except convenience) stores .....	162	502	2 110	3	—	—	1	1	—	1	—	—	—
<b>48-49</b>	<b>Transportation &amp; warehousing</b> .....	<b>92</b>	<b>454</b>	<b>1 975</b>	<b>19</b>	<b>14</b>	<b>3</b>	—	<b>2</b>	—	—	—	—	—
<b>51</b>	<b>Information</b> .....	<b>53</b>	<b>322</b>	<b>1 405</b>	<b>10</b>	<b>6</b>	<b>2</b>	<b>2</b>	—	—	—	—	—	—
<b>52</b>	<b>Finance &amp; insurance</b> .....	<b>128</b>	<b>1 005</b>	<b>4 667</b>	<b>27</b>	<b>18</b>	<b>5</b>	<b>3</b>	<b>1</b>	—	—	—	—	—
<b>53</b>	<b>Real estate &amp; rental &amp; leasing</b> .....	<b>27</b>	<b>121</b>	<b>582</b>	<b>13</b>	<b>11</b>	<b>2</b>	—	—	—	—	—	—	—
<b>54</b>	<b>Professional, scientific &amp; technical services</b> .....	<b>121</b>	<b>637</b>	<b>2 852</b>	<b>27</b>	<b>14</b>	<b>11</b>	<b>1</b>	<b>1</b>	—	—	—	—	—
541	Professional, scientific & technical services .....	121	637	2 852	27	14	11	1	1	—	—	—	—	—
<b>56</b>	<b>Admin, support, waste mgt, remediation services</b> .....	<b>92</b>	<b>428</b>	<b>2 047</b>	<b>20</b>	<b>13</b>	<b>3</b>	<b>4</b>	—	—	—	—	—	—
<b>62</b>	<b>Health care and social assistance</b> .....	<b>274</b>	<b>1 500</b>	<b>6 557</b>	<b>27</b>	<b>15</b>	<b>6</b>	<b>2</b>	<b>2</b>	<b>2</b>	—	—	—	—
621	Ambulatory health care services .....	110	1 086	4 895	11	8	1	1	—	1	—	—	—	—
<b>71</b>	<b>Arts, entertainment &amp; recreation</b> .....	<b>16</b>	<b>59</b>	<b>439</b>	<b>7</b>	<b>6</b>	<b>1</b>	—	—	—	—	—	—	—
<b>72</b>	<b>Accommodation &amp; food services</b> .....	<b>403</b>	<b>833</b>	<b>3 450</b>	<b>25</b>	<b>7</b>	<b>6</b>	<b>5</b>	<b>6</b>	<b>1</b>	—	—	—	—
722	Food services & drinking places .....	(E)	(D)	(D)	23	6	6	4	6	1	—	—	—	—
7221	Full-service restaurants .....	252	533	2 307	11	2	3	1	4	1	—	—	—	—
72211	Full-service restaurants .....	252	533	2 307	11	2	3	1	4	1	—	—	—	—
722110	Full-service restaurants .....	252	533	2 307	11	2	3	1	4	1	—	—	—	—
7222	Limited-service eating places .....	101	188	661	7	2	1	2	2	—	—	—	—	—
72221	Limited-service eating places .....	101	188	661	7	2	1	2	2	—	—	—	—	—
722211	Limited-service restaurants .....	101	188	661	7	2	1	2	2	—	—	—	—	—
<b>81</b>	<b>Other services (except public administration)</b> .....	<b>268</b>	<b>1 140</b>	<b>5 046</b>	<b>58</b>	<b>40</b>	<b>16</b>	—	<b>1</b>	<b>1</b>	—	—	—	—
811	Repair & maintenance .....	124	805	3 651	18	11	6	—	—	1	—	—	—	—
813	Religious, grantmaking, civic, prof & like organizations .....	131	280	1 130	31	21	9	—	1	—	—	—	—	—
8131	Religious organizations .....	111	249	989	26	19	6	—	1	—	—	—	—	—
81311	Religious organizations .....	111	249	989	26	19	6	—	1	—	—	—	—	—
813110	Religious organizations .....	111	249	989	26	19	6	—	1	—	—	—	—	—
<b>99</b>	<b>Unclassified establishments</b> .....	—	—	<b>30</b>	<b>3</b>	<b>3</b>	—	—	—	—	—	—	—	—
<b>DOUGLAS</b>														
	<b>Total</b> .....	<b>15 186</b>	<b>94 023</b>	<b>408 101</b>	<b>1 342</b>	<b>760</b>	<b>275</b>	<b>155</b>	<b>97</b>	<b>31</b>	<b>19</b>	<b>3</b>	<b>2</b>	—
<b>11</b>	<b>Forestry, fishing, hunting, and agriculture support</b> .....	<b>2</b>	<b>12</b>	<b>88</b>	<b>4</b>	<b>4</b>	—	—	—	—	—	—	—	—
<b>21</b>	<b>Mining</b> .....	<b>(A)</b>	<b>(D)</b>	<b>(D)</b>	<b>5</b>	<b>5</b>	—	—	—	—	—	—	—	—
<b>22</b>	<b>Utilities</b> .....	<b>(B)</b>	<b>(D)</b>	<b>(D)</b>	<b>3</b>	—	—	<b>2</b>	<b>1</b>	—	—	—	—	—

See footnotes at end of table.

**Table 6. Counties—Employees, Payroll, and Establishments by Industry: 2003—Con.**

[Excludes most government employees, railroad employees, and self-employed persons. Size class 1 to 4 includes establishments with payroll, but no employees, during mid-March pay period. (D) denotes figures withheld to avoid disclosing data for individual companies; the data are included in broader industry totals. Detailed industries with 100 or more employees are shown if industry was not a (D). For explanation of terms, abbreviations, and data reliability/comparability, see introductory text]

NAICS code	Industry	Number of employees for week including March 12	Payroll (\$1,000)		Total number of establishments	Number of establishments by employment-size class									
			First quarter	Annual		1 to 4	5 to 9	10 to 19	20 to 49	50 to 99	100 to 249	250 to 499	500 to 999	1,000 or more	
<b>DOUGLAS—Con.</b>															
<b>23</b>	<b>Construction</b>	<b>814</b>	<b>6 193</b>	<b>42 402</b>	<b>195</b>	<b>152</b>	<b>22</b>	<b>14</b>	<b>5</b>	<b>2</b>	—	—	—	—	
236	Construction of Buildings	233	1 609	7 823	59	47	7	3	2	—	—	—	—	—	
2361	Residential Building Construction	116	516	2 627	52	45	6	1	—	—	—	—	—	—	
23611	Residential Building Construction	116	516	2 627	52	45	6	1	—	—	—	—	—	—	
2362	Nonresidential Building Construction	117	1 093	5 196	7	2	1	2	2	—	—	—	—	—	
23622	Commercial and Institutional Building Construction	117	1 093	5 196	7	2	1	2	2	—	—	—	—	—	
236220	Commercial and Institutional Building Construction	117	1 093	5 196	7	2	1	2	2	—	—	—	—	—	
237	Heavy and Civil Engineering Construction	165	1 707	18 828	23	16	3	2	1	1	—	—	—	—	
238	Specialty Trade Contractors	416	2 877	15 751	113	89	12	9	2	1	—	—	—	—	
2382	Building Equipment Contractors	257	2 107	9 658	40	25	7	7	—	1	—	—	—	—	
23822	Plumbing, Heating, and Air-Conditioning Contractors	183	1 566	7 057	24	15	4	4	—	1	—	—	—	—	
238220	Plumbing, Heating, and Air-Conditioning Contractors	183	1 566	7 057	24	15	4	4	—	1	—	—	—	—	
<b>31-33</b>	<b>Manufacturing</b>	<b>2 823</b>	<b>24 578</b>	<b>95 313</b>	<b>89</b>	<b>41</b>	<b>10</b>	<b>12</b>	<b>14</b>	<b>5</b>	<b>4</b>	<b>2</b>	<b>1</b>	—	
311	Food mfg	242	1 777	7 613	14	9	—	2	1	1	1	—	—	—	
3115	Dairy product mfg	195	1 493	6 474	5	2	—	1	—	1	1	—	—	—	
31151	Dairy product (exc frozen) mfg	195	1 493	6 474	5	2	—	1	—	1	1	—	—	—	
326	Plastics & rubber products mfg	(E)	(D)	(D)	4	1	1	—	—	—	2	—	—	—	
3261	Plastics product mfg	(E)	(D)	(D)	4	1	1	—	—	—	2	—	—	—	
32619	Other plastics product mfg	(E)	(D)	(D)	3	1	—	—	—	—	2	—	—	—	
327	Nonmetallic mineral product mfg	347	3 536	14 617	3	—	—	—	—	2	—	—	1	—	
3279	Other nonmetallic mineral product mfg	(E)	(D)	(D)	1	—	—	—	—	—	—	—	1	—	
32791	Abrasive product mfg	(E)	(D)	(D)	1	—	—	—	—	—	—	—	1	—	
331	Primary metal mfg	(E)	(D)	(D)	2	1	—	—	—	—	—	—	—	—	
3313	Alumina & aluminum production & processing	(E)	(D)	(D)	2	1	—	—	—	—	—	—	1	—	
33131	Alumina & aluminum production & processing	(E)	(D)	(D)	2	1	—	—	—	—	—	—	1	—	
332	Fabricated metal product mfg	408	2 926	12 077	29	14	3	4	6	2	—	—	—	—	
3327	Mach shops, turn prod, screw, nut, bolt mfg	293	2 061	8 720	22	11	2	3	5	1	—	—	—	—	
33271	Machine shops	(E)	(D)	(D)	21	11	2	2	5	1	—	—	—	—	
333	Machinery mfg	1 005	10 097	36 509	13	2	2	3	3	1	1	—	1	—	
3339	Other general purpose machinery mfg	891	9 085	32 657	8	1	1	2	2	—	1	—	1	—	
33399	All other general purpose machinery mfg	(F)	(D)	(D)	7	1	1	1	2	—	1	—	1	—	
<b>42</b>	<b>Wholesale trade</b>	<b>887</b>	<b>7 962</b>	<b>35 623</b>	<b>53</b>	<b>26</b>	<b>10</b>	<b>10</b>	<b>3</b>	<b>2</b>	<b>1</b>	<b>1</b>	—	—	
423	Merchant Wholesalers, Durable Goods	238	1 789	7 113	30	14	8	7	—	1	—	—	—	—	
424	Merchant Wholesalers, Nondurable Goods	641	6 097	28 198	19	8	2	3	3	1	1	1	—	—	
4244	Grocery and Related Product Wholesalers	307	2 258	10 053	5	2	—	1	1	—	—	1	—	—	
42449	Other Grocery and Related Products Merchant Wholesalers	(E)	(D)	(D)	2	—	—	—	—	1	—	—	1	—	
4249	Miscellaneous Nondurable Goods Merchant Wholesalers	211	2 202	7 436	9	4	2	1	1	—	1	—	—	—	
42494	Tobacco and Tobacco Product Merchant Wholesalers	(C)	(D)	(D)	1	—	—	—	—	—	1	—	—	—	
<b>44-45</b>	<b>Retail trade</b>	<b>2 910</b>	<b>12 024</b>	<b>52 211</b>	<b>248</b>	<b>92</b>	<b>88</b>	<b>38</b>	<b>21</b>	<b>4</b>	<b>5</b>	—	—	—	
441	Motor vehicle & parts dealers	317	2 014	8 903	33	14	8	7	3	1	—	—	—	—	
4411	Automobile dealers	160	1 048	5 068	11	6	1	1	2	1	—	—	—	—	
44111	New car dealers	118	862	4 158	7	4	—	1	1	1	—	—	—	—	
441110	New car dealers	118	862	4 158	7	4	—	1	1	1	—	—	—	—	
444	Bldg material & garden equip & supp dealers	204	1 163	5 514	26	10	12	1	3	—	—	—	—	—	
4441	Building material & supplies dealers	171	1 005	4 821	18	4	10	1	3	—	—	—	—	—	
44419	Other building material dealers	137	858	4 166	13	1	9	1	2	—	—	—	—	—	
444190	Other building material dealers	137	858	4 166	13	1	9	1	2	—	—	—	—	—	
445	Food & beverage stores	544	1 601	6 825	27	8	12	3	1	1	2	—	—	—	
4451	Grocery stores	(E)	(D)	(D)	12	3	4	1	1	1	2	—	—	—	
44511	Grocery (except convenience) stores	454	1 329	5 681	10	3	2	1	1	1	2	—	—	—	
445110	Grocery (except convenience) stores	454	1 329	5 681	10	3	2	1	1	1	2	—	—	—	
446	Health & personal care stores	150	678	2 825	12	3	3	4	2	—	—	—	—	—	
4461	Health & personal care stores	150	678	2 825	12	3	3	4	2	—	—	—	—	—	
44611	Pharmacies & drug stores	106	534	2 213	6	1	1	2	2	—	—	—	—	—	
446110	Pharmacies & drug stores	106	534	2 213	6	1	1	2	2	—	—	—	—	—	
447	Gasoline stations	316	927	3 727	32	9	12	5	6	—	—	—	—	—	
4471	Gasoline stations	316	927	3 727	32	9	12	5	6	—	—	—	—	—	
44711	Gasoline stations with convenience stores	269	756	3 029	26	6	10	5	5	—	—	—	—	—	
447110	Gasoline stations with convenience stores	269	756	3 029	26	6	10	5	5	—	—	—	—	—	
448	Clothing & clothing accessories stores	155	395	1 655	22	6	9	7	—	—	—	—	—	—	
451	Sporting goods, hobby, book & music stores	125	423	1 858	17	5	9	2	1	—	—	—	—	—	
4511	Sporting goods, hobby, musical instrument stores	108	369	1 636	14	5	6	2	1	—	—	—	—	—	
452	General merchandise stores	665	3 033	12 620	9	2	1	—	1	2	3	—	—	—	
4521	Department stores	461	2 133	8 988	4	—	—	—	—	2	2	—	—	—	
45211	Department stores	461	2 133	8 988	4	—	—	—	—	2	2	—	—	—	
4529	Other general merchandise stores	204	900	3 632	5	2	1	—	1	—	—	—	—	—	
45299	All other general merchandise stores	204	900	3 632	5	2	1	—	1	—	—	—	—	—	
452990	All other general merchandise stores	204	900	3 632	5	2	1	—	1	—	—	—	—	—	

See footnotes at end of table.

**Table 6. Counties—Employees, Payroll, and Establishments by Industry: 2003—Con.**

[Excludes most government employees, railroad employees, and self-employed persons. Size class 1 to 4 includes establishments with payroll, but no employees, during mid-March pay period. (D) denotes figures withheld to avoid disclosing data for individual companies; the data are included in broader industry totals. Detailed industries with 100 or more employees are shown if industry was not a (D). For explanation of terms, abbreviations, and data reliability/comparability, see introductory text]

NAICS code	Industry	Number of employees for week including March 12	Payroll (\$1,000)		Total number of establishments	Number of establishments by employment-size class								
			First quarter	Annual		1 to 4	5 to 9	10 to 19	20 to 49	50 to 99	100 to 249	250 to 499	500 to 999	1,000 or more
<b>DOUGLAS—Con.</b>														
<b>44-45 Retail trade—Con.</b>														
453	Miscellaneous store retailers .....	192	662	3 246	31	17	8	3	3	—	—	—	—	—
4532	Office supplies, stationery & gift stores .....	(C)	(D)	(D)	19	12	5	—	2	—	—	—	—	—
<b>48-49 Transportation &amp; warehousing .....</b>														
484	Truck transportation .....	114	726	3 246	38	31	4	2	1	—	—	—	—	—
<b>51 Information .....</b>														
517	Telecommunications .....	297	4 939	15 201	7	2	2	2	—	—	1	—	—	—
5172	Wireless Telecommunications Carriers (except Satellite) .....	(C)	(D)	(D)	2	—	1	—	—	—	1	—	—	—
51721	Wireless Telecommunications Carriers (except Satellite) .....	(C)	(D)	(D)	2	—	1	—	—	—	1	—	—	—
<b>52 Finance &amp; insurance .....</b>														
522	Credit intermediation & related activities .....	295	2 797	11 154	31	15	3	10	3	—	—	—	—	—
5221	Depository credit intermediation .....	(C)	(D)	(D)	17	5	2	7	3	—	—	—	—	—
52211	Commercial banking .....	190	1 769	7 440	15	4	2	7	2	—	—	—	—	—
522110	Commercial banking .....	190	1 769	7 440	15	4	2	7	2	—	—	—	—	—
<b>53 Real estate &amp; rental &amp; leasing .....</b>														
531	Real estate .....	151	555	2 583	49	38	8	3	—	—	—	—	—	—
<b>54 Professional, scientific &amp; technical services .....</b>														
541	Professional, scientific & technical services .....	427	3 782	16 831	76	46	17	11	2	—	—	—	—	—
5411	Legal services .....	119	1 316	4 980	20	9	7	4	—	—	—	—	—	—
<b>55 Management of companies &amp; enterprises .....</b>														
<b>56 Admin, support, waste mgt, remediation services .....</b>														
561	Administrative & support services .....	(E)	(D)	(D)	46	34	6	2	2	1	1	—	—	—
5613	Employment services .....	(C)	(D)	(D)	2	—	—	—	—	1	1	—	—	—
56132	Temporary help services .....	(C)	(D)	(D)	2	—	—	—	—	1	1	—	—	—
<b>61 Educational services .....</b>														
61	Educational services .....	54	222	883	7	3	1	2	1	—	—	—	—	—
<b>62 Health care and social assistance .....</b>														
621	Ambulatory health care services .....	841	6 247	31 678	64	37	13	7	4	1	2	—	—	—
6211	Offices of physicians .....	325	3 405	18 280	12	5	3	1	1	1	1	—	—	—
62111	Offices of physicians .....	325	3 405	18 280	12	5	3	1	1	1	1	—	—	—
621111	Offices of physicians (exc mental health) .....	325	3 405	18 280	12	5	3	1	1	1	1	—	—	—
6212	Offices of dentists .....	127	814	4 693	15	6	3	4	2	—	—	—	—	—
62121	Offices of dentists .....	127	814	4 693	15	6	3	4	2	—	—	—	—	—
621210	Offices of dentists .....	127	814	4 693	15	6	3	4	2	—	—	—	—	—
6214	Outpatient care centers .....	(C)	(D)	(D)	2	1	—	—	—	—	1	—	—	—
62149	Other outpatient care centers .....	(C)	(D)	(D)	1	—	—	—	—	—	1	—	—	—
622	Hospitals .....	(F)	(D)	(D)	1	—	—	—	—	—	—	—	1	—
6221	General medical & surgical hospitals .....	(F)	(D)	(D)	1	—	—	—	—	—	—	—	1	—
62211	General medical & surgical hospitals .....	(F)	(D)	(D)	1	—	—	—	—	—	—	—	1	—
623	Nursing & residential care facilities .....	597	2 445	10 286	17	2	11	—	1	1	2	—	—	—
6231	Nursing care facilities .....	504	2 110	8 936	3	—	—	—	—	1	2	—	—	—
62311	Nursing care facilities .....	504	2 110	8 936	3	—	—	—	—	1	2	—	—	—
623110	Nursing care facilities .....	504	2 110	8 936	3	—	—	—	—	1	2	—	—	—
624	Social assistance .....	(E)	(D)	(D)	24	7	8	4	3	2	—	—	—	—
6241	Individual & family services .....	(C)	(D)	(D)	10	3	3	2	1	1	—	—	—	—
6243	Vocational rehabilitation services .....	157	355	1 420	4	—	1	—	2	1	—	—	—	—
62431	Vocational rehabilitation services .....	157	355	1 420	4	—	1	—	2	1	—	—	—	—
624310	Vocational rehabilitation services .....	157	355	1 420	4	—	1	—	2	1	—	—	—	—
<b>71 Arts, entertainment &amp; recreation .....</b>														
713	Amusement, gambling & recreation industries .....	118	330	1 885	18	10	5	1	1	1	—	—	—	—
7139	Other amusement & recreation industries .....	(C)	(D)	(D)	17	9	5	1	1	1	—	—	—	—
<b>72 Accommodation &amp; food services .....</b>														
721	Accommodation .....	574	2 575	10 937	31	21	3	1	2	1	3	—	—	—
7211	Traveler accommodation .....	573	2 573	10 868	24	14	3	1	2	1	3	—	—	—
72111	Hotels (exc casino hotels) & motels .....	572	2 572	10 800	18	8	3	1	2	1	3	—	—	—
721110	Hotels (exc casino hotels) & motels .....	572	2 572	10 800	18	8	3	1	2	1	3	—	—	—
722	Food services & drinking places .....	1 376	2 625	11 848	73	24	11	11	19	8	—	—	—	—
7221	Full-service restaurants .....	669	1 399	6 258	36	13	8	2	8	5	—	—	—	—
72211	Full-service restaurants .....	669	1 399	6 258	36	13	8	2	8	5	—	—	—	—
722110	Full-service restaurants .....	669	1 399	6 258	36	13	8	2	8	5	—	—	—	—
7222	Limited-service eating places .....	661	1 158	5 139	29	6	2	7	11	3	—	—	—	—
72221	Limited-service eating places .....	661	1 158	5 139	29	6	2	7	11	3	—	—	—	—
722211	Limited-service restaurants .....	596	1 086	4 742	24	2	2	7	11	2	—	—	—	—

See footnotes at end of table.

**Table 6. Counties—Employees, Payroll, and Establishments by Industry: 2003—Con.**

[Excludes most government employees, railroad employees, and self-employed persons. Size class 1 to 4 includes establishments with payroll, but no employees, during mid-March pay period. (D) denotes figures withheld to avoid disclosing data for individual companies; the data are included in broader industry totals. Detailed industries with 100 or more employees are shown if industry was not a (D). For explanation of terms, abbreviations, and data reliability/comparability, see introductory text]

NAICS code	Industry	Number of employees for week including March 12	Payroll (\$1,000)		Total number of establishments	Number of establishments by employment-size class								
			First quarter	Annual		1 to 4	5 to 9	10 to 19	20 to 49	50 to 99	100 to 249	250 to 499	500 to 999	1,000 or more
<b>DOUGLAS—Con.</b>														
<b>81</b>	<b>Other services (except public administration)</b>	<b>822</b>	<b>2 711</b>	<b>11 630</b>	<b>159</b>	<b>104</b>	<b>32</b>	<b>16</b>	<b>6</b>	<b>1</b>	—	—	—	—
811	Repair & maintenance	172	825	3 449	53	41	9	3	—	—	—	—	—	—
8111	Automotive repair & maintenance	122	609	2 417	36	29	5	2	—	—	—	—	—	—
812	Personal & laundry services	158	575	2 563	31	20	6	3	2	—	—	—	—	—
8121	Personal care services	(C)	(D)	(D)	19	11	5	1	2	—	—	—	—	—
81211	Hair, nail & skin care services	108	354	1 623	17	10	4	1	2	—	—	—	—	—
812112	Beauty salons	108	354	1 623	17	10	4	1	2	—	—	—	—	—
813	Religious, grantmaking, civic, prof & like organizations	492	1 311	5 618	75	43	17	10	4	1	—	—	—	—
8131	Religious organizations	338	935	3 961	44	24	10	6	3	1	—	—	—	—
81311	Religious organizations	338	935	3 961	44	24	10	6	3	1	—	—	—	—
813110	Religious organizations	338	935	3 961	44	24	10	6	3	1	—	—	—	—
8134	Civic & social organizations	122	250	1 036	15	5	5	4	1	—	—	—	—	—
81341	Civic & social organizations	122	250	1 036	15	5	5	4	1	—	—	—	—	—
813410	Civic & social organizations	122	250	1 036	15	5	5	4	1	—	—	—	—	—
<b>99</b>	<b>Unclassified establishments</b>	<b>1</b>	<b>2</b>	<b>15</b>	<b>3</b>	<b>3</b>	—	—	—	—	—	—	—	—
<b>FARIBAULT</b>														
	<b>Total</b>	<b>4 902</b>	<b>25 342</b>	<b>109 772</b>	<b>509</b>	<b>296</b>	<b>103</b>	<b>62</b>	<b>33</b>	<b>8</b>	<b>7</b>	—	—	—
<b>11</b>	<b>Forestry, fishing, hunting, and agriculture support</b>	<b>(A)</b>	<b>(D)</b>	<b>(D)</b>	<b>4</b>	<b>3</b>	<b>1</b>	—	—	—	—	—	—	—
<b>22</b>	<b>Utilities</b>	<b>(B)</b>	<b>(D)</b>	<b>(D)</b>	<b>3</b>	<b>2</b>	—	—	<b>1</b>	—	—	—	—	—
<b>23</b>	<b>Construction</b>	<b>236</b>	<b>1 447</b>	<b>8 427</b>	<b>66</b>	<b>45</b>	<b>15</b>	<b>5</b>	<b>1</b>	—	—	—	—	—
238	Specialty Trade Contractors	127	769	3 975	34	21	10	3	—	—	—	—	—	—
<b>31-33</b>	<b>Manufacturing</b>	<b>1 408</b>	<b>8 719</b>	<b>38 671</b>	<b>31</b>	<b>9</b>	<b>1</b>	<b>3</b>	<b>9</b>	<b>5</b>	<b>4</b>	—	—	—
311	Food mfg	549	2 664	13 912	7	2	—	—	1	2	2	—	—	—
3112	Grain & oilseed milling	(C)	(D)	(D)	1	—	—	—	—	—	1	—	—	—
31123	Breakfast cereal manufacturing	(C)	(D)	(D)	1	—	—	—	—	—	1	—	—	—
3116	Animal slaughtering & processing	(E)	(D)	(D)	2	—	—	—	—	1	1	—	—	—
31161	Animal slaughtering & processing	(E)	(D)	(D)	2	—	—	—	—	1	1	—	—	—
326	Plastics & rubber products mfg	(C)	(D)	(D)	3	1	—	—	1	1	—	—	—	—
3261	Plastics product mfg	(C)	(D)	(D)	3	1	—	—	1	1	—	—	—	—
327	Nonmetallic mineral product mfg	(C)	(D)	(D)	1	—	—	—	—	—	1	—	—	—
3273	Cement & concrete product mfg	(C)	(D)	(D)	1	—	—	—	—	—	1	—	—	—
32739	Other concrete product mfg	(C)	(D)	(D)	1	—	—	—	—	—	1	—	—	—
333	Machinery mfg	291	1 665	7 248	4	1	—	—	1	1	1	—	—	—
3333	Commercial & service industry machinery mfg	(C)	(D)	(D)	2	1	—	—	—	—	1	—	—	—
33331	Commercial & service industry machinery mfg	(C)	(D)	(D)	2	1	—	—	—	—	1	—	—	—
<b>42</b>	<b>Wholesale trade</b>	<b>180</b>	<b>1 076</b>	<b>4 427</b>	<b>30</b>	<b>15</b>	<b>7</b>	<b>8</b>	—	—	—	—	—	—
<b>44-45</b>	<b>Retail trade</b>	<b>749</b>	<b>2 650</b>	<b>11 709</b>	<b>86</b>	<b>40</b>	<b>25</b>	<b>16</b>	<b>3</b>	<b>2</b>	—	—	—	—
444	Bldg material & garden equip & supp dealers	117	557	2 921	17	7	7	2	1	—	—	—	—	—
445	Food & beverage stores	243	596	2 594	18	9	3	3	2	1	—	—	—	—
4451	Grocery stores	161	432	1 807	8	3	1	2	1	1	—	—	—	—
44511	Grocery (except convenience) stores	150	399	1 669	5	1	—	2	1	1	—	—	—	—
445110	Grocery (except convenience) stores	150	399	1 669	5	1	—	2	1	1	—	—	—	—
452	General merchandise stores	(C)	(D)	(D)	3	—	1	1	—	1	—	—	—	—
<b>48-49</b>	<b>Transportation &amp; warehousing</b>	<b>145</b>	<b>636</b>	<b>2 590</b>	<b>29</b>	<b>21</b>	<b>3</b>	<b>3</b>	<b>2</b>	—	—	—	—	—
<b>51</b>	<b>Information</b>	<b>140</b>	<b>981</b>	<b>3 981</b>	<b>15</b>	<b>6</b>	<b>4</b>	<b>2</b>	<b>3</b>	—	—	—	—	—
<b>52</b>	<b>Finance &amp; insurance</b>	<b>266</b>	<b>2 200</b>	<b>8 765</b>	<b>46</b>	<b>30</b>	<b>8</b>	<b>5</b>	<b>3</b>	—	—	—	—	—
522	Credit intermediation & related activities	214	1 890	7 236	18	4	6	5	3	—	—	—	—	—
5221	Depository credit intermediation	(C)	(D)	(D)	16	3	6	5	2	—	—	—	—	—
52211	Commercial banking	(C)	(D)	(D)	13	2	5	5	1	—	—	—	—	—
<b>53</b>	<b>Real estate &amp; rental &amp; leasing</b>	<b>(A)</b>	<b>(D)</b>	<b>(D)</b>	<b>10</b>	<b>10</b>	—	—	—	—	—	—	—	—
<b>54</b>	<b>Professional, scientific &amp; technical services</b>	<b>107</b>	<b>601</b>	<b>2 626</b>	<b>20</b>	<b>13</b>	<b>4</b>	<b>2</b>	<b>1</b>	—	—	—	—	—
541	Professional, scientific & technical services	107	601	2 626	20	13	4	2	1	—	—	—	—	—
<b>55</b>	<b>Management of companies &amp; enterprises</b>	<b>(A)</b>	<b>(D)</b>	<b>(D)</b>	<b>1</b>	—	—	<b>1</b>	—	—	—	—	—	—
<b>56</b>	<b>Admin, support, waste mgt, remediation services</b>	<b>58</b>	<b>309</b>	<b>1 453</b>	<b>14</b>	<b>9</b>	<b>3</b>	<b>2</b>	—	—	—	—	—	—
<b>61</b>	<b>Educational services</b>	<b>(A)</b>	<b>(D)</b>	<b>(D)</b>	<b>1</b>	<b>1</b>	—	—	—	—	—	—	—	—
<b>62</b>	<b>Health care and social assistance</b>	<b>857</b>	<b>4 617</b>	<b>17 955</b>	<b>46</b>	<b>23</b>	<b>12</b>	<b>6</b>	<b>1</b>	<b>1</b>	<b>3</b>	—	—	—
621	Ambulatory health care services	(C)	(D)	(D)	27	17	5	4	1	—	—	—	—	—
622	Hospitals	(C)	(D)	(D)	1	—	—	—	—	—	1	—	—	—
6221	General medical & surgical hospitals	(C)	(D)	(D)	1	—	—	—	—	—	1	—	—	—
62211	General medical & surgical hospitals	(C)	(D)	(D)	1	—	—	—	—	—	1	—	—	—
623	Nursing & residential care facilities	492	2 069	8 307	12	2	6	1	—	1	2	—	—	—
6231	Nursing care facilities	431	1 910	7 596	4	1	—	—	—	1	2	—	—	—
62311	Nursing care facilities	431	1 910	7 596	4	1	—	—	—	1	2	—	—	—
623110	Nursing care facilities	431	1 910	7 596	4	1	—	—	—	1	2	—	—	—

See footnotes at end of table.

**Table 6. Counties—Employees, Payroll, and Establishments by Industry: 2003—Con.**

[Excludes most government employees, railroad employees, and self-employed persons. Size class 1 to 4 includes establishments with payroll, but no employees, during mid-March pay period. (D) denotes figures withheld to avoid disclosing data for individual companies; the data are included in broader industry totals. Detailed industries with 100 or more employees are shown if industry was not a (D). For explanation of terms, abbreviations, and data reliability/comparability, see introductory text]

NAICS code	Industry	Number of employees for week including March 12	Payroll (\$1,000)		Total number of establishments	Number of establishments by employment-size class								
			First quarter	Annual		1 to 4	5 to 9	10 to 19	20 to 49	50 to 99	100 to 249	250 to 499	500 to 999	1,000 or more
<b>FARIBAULT—Con.</b>														
71	Arts, entertainment & recreation .....	33	19	237	8	5	2	1	—	—	—	—	—	—
72	Accommodation & food services .....	319	491	2 166	29	15	3	4	7	—	—	—	—	—
722	Food services & drinking places .....	(E)	(D)	(D)	27	15	3	4	5	—	—	—	—	—
7221	Full-service restaurants .....	149	229	955	14	7	3	1	3	—	—	—	—	—
72211	Full-service restaurants .....	149	229	955	14	7	3	1	3	—	—	—	—	—
722110	Full-service restaurants .....	149	229	955	14	7	3	1	3	—	—	—	—	—
7222	Limited-service eating places .....	105	199	862	7	3	—	2	2	—	—	—	—	—
72221	Limited-service eating places .....	105	199	862	7	3	—	2	2	—	—	—	—	—
722211	Limited-service restaurants .....	105	199	862	7	3	—	2	2	—	—	—	—	—
81	Other services (except public administration) .....	320	759	3 033	68	47	15	4	2	—	—	—	—	—
813	Religious, grantmaking, civic, prof & like organizations .....	255	512	1 982	45	28	12	3	2	—	—	—	—	—
8131	Religious organizations .....	172	389	1 508	32	23	6	1	2	—	—	—	—	—
81311	Religious organizations .....	172	389	1 508	32	23	6	1	2	—	—	—	—	—
813110	Religious organizations .....	172	389	1 508	32	23	6	1	2	—	—	—	—	—
99	Unclassified establishments .....	(A)	(D)	(D)	2	2	—	—	—	—	—	—	—	—
<b>FILLMORE</b>														
	<b>Total .....</b>	<b>5 412</b>	<b>27 611</b>	<b>119 383</b>	<b>658</b>	<b>389</b>	<b>131</b>	<b>91</b>	<b>28</b>	<b>11</b>	<b>7</b>	<b>1</b>	<b>—</b>	<b>—</b>
11	Forestry, fishing, hunting, and agriculture support .....	(B)	(D)	(D)	3	2	—	—	1	—	—	—	—	—
21	Mining .....	(A)	(D)	(D)	1	—	1	—	—	—	—	—	—	—
22	Utilities .....	(B)	(D)	(D)	2	—	1	—	—	1	—	—	—	—
23	Construction .....	308	1 986	10 856	77	53	17	6	1	—	—	—	—	—
238	Specialty Trade Contractors .....	162	911	4 357	45	29	13	3	—	—	—	—	—	—
31-33	<b>Manufacturing .....</b>	<b>1 115</b>	<b>8 170</b>	<b>32 464</b>	<b>40</b>	<b>15</b>	<b>9</b>	<b>6</b>	<b>5</b>	<b>1</b>	<b>3</b>	<b>1</b>	<b>—</b>	<b>—</b>
325	Chemical mfg .....	(C)	(D)	(D)	2	—	—	—	1	—	1	—	—	—
3255	Paint, coating & adhesive mfg .....	(C)	(D)	(D)	1	—	—	—	—	—	1	—	—	—
32551	Paint & coating mfg .....	(C)	(D)	(D)	1	—	—	—	—	—	1	—	—	—
326	Plastics & rubber products mfg .....	(C)	(D)	(D)	1	—	—	—	—	—	1	—	—	—
3261	Plastics product mfg .....	(C)	(D)	(D)	1	—	—	—	—	—	1	—	—	—
32619	Other plastics product mfg .....	(C)	(D)	(D)	1	—	—	—	—	—	1	—	—	—
336	Transportation equipment mfg .....	(E)	(D)	(D)	2	1	—	—	—	—	—	1	—	—
3363	Motor vehicle parts mfg .....	(E)	(D)	(D)	2	1	—	—	—	—	—	1	—	—
33639	Other motor vehicle parts mfg .....	(E)	(D)	(D)	1	—	—	—	—	—	—	1	—	—
337	Furniture & related product mfg .....	(C)	(D)	(D)	4	3	—	—	—	—	1	—	—	—
3372	Office furniture (including fixtures) mfg .....	(C)	(D)	(D)	1	—	—	—	—	—	1	—	—	—
33721	Office furniture (including fixtures) mfg .....	(C)	(D)	(D)	1	—	—	—	—	—	1	—	—	—
42	Wholesale trade .....	306	2 333	10 964	30	11	9	5	5	—	—	—	—	—
423	Merchant Wholesalers, Durable Goods .....	164	1 454	6 660	14	3	4	4	3	—	—	—	—	—
4238	Machinery, Equipment, and Supplies Merchant Wholesalers .....	(C)	(D)	(D)	12	3	3	4	2	—	—	—	—	—
42382	Farm and Garden Machinery and Equipment Merchant Wholesalers .....	105	823	3 312	11	3	3	4	1	—	—	—	—	—
423820	Farm and Garden Machinery and Equipment Merchant Wholesalers .....	105	823	3 312	11	3	3	4	1	—	—	—	—	—
424	Merchant Wholesalers, Nondurable Goods .....	(C)	(D)	(D)	15	8	5	1	1	—	—	—	—	—
44-45	<b>Retail trade .....</b>	<b>918</b>	<b>3 582</b>	<b>15 639</b>	<b>125</b>	<b>62</b>	<b>33</b>	<b>20</b>	<b>7</b>	<b>3</b>	<b>—</b>	<b>—</b>	<b>—</b>	<b>—</b>
441	Motor vehicle & parts dealers .....	109	811	3 564	20	10	6	4	—	—	—	—	—	—
444	Bldg material & garden equip & supp dealers .....	119	723	3 260	22	11	9	2	—	—	—	—	—	—
445	Food & beverage stores .....	309	706	3 010	18	4	6	2	3	3	—	—	—	—
4451	Grocery stores .....	251	587	2 491	10	2	1	2	2	3	—	—	—	—
44511	Grocery (except convenience) stores .....	251	587	2 491	10	2	1	2	2	3	—	—	—	—
445110	Grocery (except convenience) stores .....	251	587	2 491	10	2	1	2	2	3	—	—	—	—
447	Gasoline stations .....	185	484	2 191	24	9	5	9	1	—	—	—	—	—
4471	Gasoline stations .....	185	484	2 191	24	9	5	9	1	—	—	—	—	—
44711	Gasoline stations with convenience stores .....	142	379	1 683	16	3	4	9	—	—	—	—	—	—
447110	Gasoline stations with convenience stores .....	142	379	1 683	16	3	4	9	—	—	—	—	—	—
48-49	<b>Transportation &amp; warehousing .....</b>	<b>101</b>	<b>658</b>	<b>2 819</b>	<b>28</b>	<b>23</b>	<b>1</b>	<b>4</b>	<b>—</b>	<b>—</b>	<b>—</b>	<b>—</b>	<b>—</b>	<b>—</b>
51	Information .....	97	511	2 147	10	4	1	4	1	—	—	—	—	—
52	Finance & insurance .....	233	1 644	6 982	46	30	6	8	2	—	—	—	—	—
522	Credit intermediation & related activities .....	150	1 166	4 843	12	1	3	6	2	—	—	—	—	—
5221	Depository credit intermediation .....	150	1 166	4 843	12	1	3	6	2	—	—	—	—	—
52211	Commercial banking .....	(C)	(D)	(D)	10	—	3	5	2	—	—	—	—	—
53	Real estate & rental & leasing .....	(A)	(D)	(D)	9	9	—	—	—	—	—	—	—	—
54	Professional, scientific & technical services .....	163	839	3 892	34	24	4	6	—	—	—	—	—	—
541	Professional, scientific & technical services .....	163	839	3 892	34	24	4	6	—	—	—	—	—	—
56	Admin, support, waste mgt, remediation services .....	(B)	(D)	(D)	18	14	2	1	1	—	—	—	—	—
61	Educational services .....	(B)	(D)	(D)	3	1	—	1	1	—	—	—	—	—

See footnotes at end of table.



**Table 6. Counties—Employees, Payroll, and Establishments by Industry: 2003—Con.**

[Excludes most government employees, railroad employees, and self-employed persons. Size class 1 to 4 includes establishments with payroll, but no employees, during mid-March pay period. (D) denotes figures withheld to avoid disclosing data for individual companies; the data are included in broader industry totals. Detailed industries with 100 or more employees are shown if industry was not a (D). For explanation of terms, abbreviations, and data reliability/comparability, see introductory text]

NAICS code	Industry	Number of employees for week including March 12	Payroll (\$1,000)		Total number of establishments	Number of establishments by employment-size class								
			First quarter	Annual		1 to 4	5 to 9	10 to 19	20 to 49	50 to 99	100 to 249	250 to 499	500 to 999	1,000 or more
<b>FILLMORE—Con.</b>														
<b>62</b>	<b>Health care and social assistance</b> .....	<b>1 057</b>	<b>4 715</b>	<b>18 684</b>	<b>53</b>	<b>28</b>	<b>10</b>	<b>5</b>	<b>1</b>	<b>5</b>	<b>4</b>	—	—	—
621	Ambulatory health care services .....	(C)	(D)	(D)	25	14	7	4	—	—	—	—	—	—
623	Nursing & residential care facilities .....	697	2 980	11 788	12	1	2	1	1	4	3	—	—	—
6231	Nursing care facilities .....	568	2 537	9 937	6	—	—	—	—	3	3	—	—	—
62311	Nursing care facilities .....	568	2 537	9 937	6	—	—	—	—	3	3	—	—	—
623110	Nursing care facilities .....	568	2 537	9 937	6	—	—	—	—	3	3	—	—	—
624	Social assistance .....	(C)	(D)	(D)	16	13	1	—	—	1	1	—	—	—
6241	Individual & family services .....	(C)	(D)	(D)	7	5	—	—	—	1	1	—	—	—
62419	Other individual & family services .....	(C)	(D)	(D)	3	2	—	—	—	—	1	—	—	—
<b>71</b>	<b>Arts, entertainment &amp; recreation</b> .....	<b>93</b>	<b>232</b>	<b>1 271</b>	<b>18</b>	<b>12</b>	<b>2</b>	<b>3</b>	<b>1</b>	—	—	—	—	—
<b>72</b>	<b>Accommodation &amp; food services</b> .....	<b>479</b>	<b>648</b>	<b>3 423</b>	<b>66</b>	<b>29</b>	<b>17</b>	<b>17</b>	<b>2</b>	<b>1</b>	—	—	—	—
722	Food services & drinking places .....	411	563	2 931	52	21	13	15	2	1	—	—	—	—
7221	Full-service restaurants .....	251	356	1 866	30	13	7	7	2	1	—	—	—	—
72211	Full-service restaurants .....	251	356	1 866	30	13	7	7	2	1	—	—	—	—
722110	Full-service restaurants .....	251	356	1 866	30	13	7	7	2	1	—	—	—	—
7222	Limited-service eating places .....	127	149	823	14	3	4	7	—	—	—	—	—	—
72221	Limited-service eating places .....	127	149	823	14	3	4	7	—	—	—	—	—	—
<b>81</b>	<b>Other services (except public administration)</b> .....	<b>303</b>	<b>859</b>	<b>3 742</b>	<b>93</b>	<b>70</b>	<b>18</b>	<b>5</b>	—	—	—	—	—	—
813	Religious, grantmaking, civic, prof & like organizations .....	213	402	1 723	60	42	15	3	—	—	—	—	—	—
8131	Religious organizations .....	172	330	1 418	48	33	12	3	—	—	—	—	—	—
81311	Religious organizations .....	172	330	1 418	48	33	12	3	—	—	—	—	—	—
813110	Religious organizations .....	172	330	1 418	48	33	12	3	—	—	—	—	—	—
<b>99</b>	<b>Unclassified establishments</b> .....	<b>(A)</b>	<b>(D)</b>	<b>(D)</b>	<b>2</b>	<b>2</b>	—	—	—	—	—	—	—	—
<b>FREEBORN</b>														
	<b>Total</b> .....	<b>11 431</b>	<b>70 416</b>	<b>294 356</b>	<b>893</b>	<b>453</b>	<b>207</b>	<b>120</b>	<b>79</b>	<b>19</b>	<b>10</b>	<b>4</b>	<b>1</b>	—
<b>11</b>	<b>Forestry, fishing, hunting, and agriculture support</b> .....	<b>(A)</b>	<b>(D)</b>	<b>(D)</b>	<b>4</b>	<b>4</b>	—	—	—	—	—	—	—	—
<b>21</b>	<b>Mining</b> .....	<b>(A)</b>	<b>(D)</b>	<b>(D)</b>	<b>2</b>	<b>2</b>	—	—	—	—	—	—	—	—
<b>22</b>	<b>Utilities</b> .....	<b>(C)</b>	<b>(D)</b>	<b>(D)</b>	<b>3</b>	—	<b>1</b>	—	<b>1</b>	<b>1</b>	—	—	—	—
221	Utilities .....	(C)	(D)	(D)	3	—	1	—	1	1	—	—	—	—
2211	Elec pwr generation, transmsn & distribution ...	(C)	(D)	(D)	2	—	—	—	1	1	—	—	—	—
22112	Electric pwr transmsn, control & distribution ..	(C)	(D)	(D)	2	—	—	—	1	1	—	—	—	—
<b>23</b>	<b>Construction</b> .....	<b>410</b>	<b>2 897</b>	<b>17 094</b>	<b>86</b>	<b>59</b>	<b>14</b>	<b>8</b>	<b>5</b>	—	—	—	—	—
238	Specialty Trade Contractors .....	268	1 905	8 359	59	41	10	5	3	—	—	—	—	—
2382	Building Equipment Contractors .....	182	1 401	5 665	25	11	9	3	2	—	—	—	—	—
23822	Plumbing, Heating, and Air-Conditioning Contractors .....	110	762	2 948	13	5	5	2	1	—	—	—	—	—
238220	Plumbing, Heating, and Air-Conditioning Contractors .....	110	762	2 948	13	5	5	2	1	—	—	—	—	—
<b>31-33</b>	<b>Manufacturing</b> .....	<b>2 587</b>	<b>21 593</b>	<b>85 346</b>	<b>61</b>	<b>14</b>	<b>10</b>	<b>11</b>	<b>15</b>	<b>3</b>	<b>6</b>	<b>2</b>	—	—
311	Food mfg .....	823	6 787	26 577	7	—	1	1	1	—	3	1	—	—
3111	Animal food mfg .....	(C)	(D)	(D)	1	—	—	—	—	—	1	—	—	—
31111	Animal food mfg .....	(C)	(D)	(D)	1	—	—	—	—	—	1	—	—	—
3112	Grain & oilseed milling .....	(C)	(D)	(D)	1	—	—	—	—	—	1	—	—	—
31122	Starch & vegetable fats & oils mfg .....	(C)	(D)	(D)	1	—	—	—	—	—	1	—	—	—
3116	Animal slaughtering & processing .....	(E)	(D)	(D)	2	—	1	—	—	—	—	1	—	—
31161	Animal slaughtering & processing .....	(E)	(D)	(D)	2	—	1	—	—	—	—	1	—	—
3119	Other food mfg .....	(C)	(D)	(D)	1	—	—	—	—	—	1	—	—	—
31199	All other food mfg .....	(C)	(D)	(D)	1	—	—	—	—	—	1	—	—	—
321	Wood product mfg .....	176	1 140	4 572	6	—	3	1	—	2	—	—	—	—
322	Paper mfg .....	(C)	(D)	(D)	3	1	1	—	—	—	1	—	—	—
3222	Converted paper product mfg .....	(C)	(D)	(D)	3	1	1	—	—	—	1	—	—	—
32221	Paperboard container mfg .....	(C)	(D)	(D)	2	—	1	—	—	—	1	—	—	—
331	Primary metal mfg .....	(C)	(D)	(D)	1	—	—	—	—	—	1	—	—	—
3315	Foundries .....	(C)	(D)	(D)	1	—	—	—	—	—	1	—	—	—
33152	Nonferrous metal foundries .....	(C)	(D)	(D)	1	—	—	—	—	—	1	—	—	—
332	Fabricated metal product mfg .....	334	2 586	10 259	11	4	2	1	3	—	1	—	—	—
3327	Mach shops, turn prod, screw, nut, bolt mfg ....	(C)	(D)	(D)	5	2	1	1	—	—	1	—	—	—
33271	Machine shops .....	(C)	(D)	(D)	5	2	1	1	—	—	1	—	—	—
333	Machinery mfg .....	230	2 222	8 831	11	1	2	3	5	—	—	—	—	—
3335	Metalworking machinery mfg .....	152	1 602	5 932	5	—	—	1	4	—	—	—	—	—
33351	Metalworking machinery mfg .....	152	1 602	5 932	5	—	—	1	4	—	—	—	—	—
337	Furniture & related product mfg .....	(E)	(D)	(D)	1	—	—	—	—	—	—	1	—	—
3372	Office furniture (including fixtures) mfg .....	(E)	(D)	(D)	1	—	—	—	—	—	—	1	—	—
33721	Office furniture (including fixtures) mfg .....	(E)	(D)	(D)	1	—	—	—	—	—	—	1	—	—

See footnotes at end of table.

**Table 6. Counties—Employees, Payroll, and Establishments by Industry: 2003—Con.**

[Excludes most government employees, railroad employees, and self-employed persons. Size class 1 to 4 includes establishments with payroll, but no employees, during mid-March pay period. (D) denotes figures withheld to avoid disclosing data for individual companies; the data are included in broader industry totals. Detailed industries with 100 or more employees are shown if industry was not a (D). For explanation of terms, abbreviations, and data reliability/comparability, see introductory text]

NAICS code	Industry	Number of employees for week including March 12	Payroll (\$1,000)		Total number of establishments	Number of establishments by employment-size class								
			First quarter	Annual		1 to 4	5 to 9	10 to 19	20 to 49	50 to 99	100 to 249	250 to 499	500 to 999	1,000 or more
<b>FREEBORN—Con.</b>														
<b>42</b>	<b>Wholesale trade</b> .....	<b>499</b>	<b>3 750</b>	<b>17 014</b>	<b>50</b>	<b>19</b>	<b>14</b>	<b>9</b>	<b>8</b>	—	—	—	—	—
423	Merchant Wholesalers, Durable Goods .....	281	2 186	9 982	27	12	5	4	6	—	—	—	—	—
4231	Motor Vehicle and Motor Vehicle Parts and Supplies Merchant Wholesalers .....	174	1 440	7 042	7	1	—	—	6	—	—	—	—	—
424	Merchant Wholesalers, Nondurable Goods .....	218	1 564	7 032	23	7	9	5	2	—	—	—	—	—
4249	Miscellaneous Nondurable Goods Merchant Wholesalers .....	105	621	3 031	13	4	5	4	—	—	—	—	—	—
<b>44-45</b>	<b>Retail trade</b> .....	<b>1 991</b>	<b>8 745</b>	<b>38 388</b>	<b>159</b>	<b>65</b>	<b>47</b>	<b>30</b>	<b>10</b>	<b>4</b>	<b>3</b>	—	—	—
441	Motor vehicle & parts dealers .....	286	2 139	9 042	17	4	3	7	2	1	—	—	—	—
4411	Automobile dealers (C) (D) .....	(C) (D)	(D) (D)	(D) (D)	4	1	—	—	2	1	—	—	—	—
44111	New car dealers .....	160	1 458	5 966	3	—	—	—	2	1	—	—	—	—
441110	New car dealers .....	160	1 458	5 966	3	—	—	—	2	1	—	—	—	—
444	Bldg material & garden equip & supp dealers .....	193	835	3 996	16	7	6	—	2	1	—	—	—	—
4441	Building material & supplies dealers .....	152	642	2 902	11	5	4	—	1	1	—	—	—	—
445	Food & beverage stores .....	419	1 488	6 353	22	12	2	4	2	1	1	—	—	—
4451	Grocery stores (E) (D) .....	(E) (D)	(D) (D)	(D) (D)	7	2	—	—	2	1	1	—	—	—
44511	Grocery (except convenience) stores .....	316	1 220	5 222	6	2	—	—	1	1	1	—	—	—
445110	Grocery (except convenience) stores .....	316	1 220	5 222	6	2	—	—	1	1	1	—	—	—
447	Gasoline stations .....	341	1 110	4 723	31	10	11	9	—	—	1	—	—	—
4471	Gasoline stations .....	341	1 110	4 723	31	10	11	9	—	—	1	—	—	—
44711	Gasoline stations with convenience stores .....	178	549	2 162	21	5	9	7	—	—	—	—	—	—
447110	Gasoline stations with convenience stores .....	178	549	2 162	21	5	9	7	—	—	—	—	—	—
44719	Other gasoline stations .....	163	561	2 561	10	5	2	2	—	—	—	1	—	—
447190	Other gasoline stations .....	163	561	2 561	10	5	2	2	—	—	—	1	—	—
452	General merchandise stores .....	339	1 420	6 820	4	—	—	1	1	1	1	—	—	—
4521	Department stores (C) (D) .....	(C) (D)	(D) (D)	(D) (D)	2	—	—	—	1	1	—	—	—	—
45211	Department stores (C) (D) .....	(C) (D)	(D) (D)	(D) (D)	2	—	—	—	1	1	—	—	—	—
4529	Other general merchandise stores (C) (D) .....	(C) (D)	(D) (D)	(D) (D)	2	—	—	1	—	—	1	—	—	—
45291	Warehouse clubs & superstores (C) (D) .....	(C) (D)	(D) (D)	(D) (D)	1	—	—	—	—	—	1	—	—	—
<b>48-49</b>	<b>Transportation &amp; warehousing</b> .....	<b>294</b>	<b>1 828</b>	<b>7 453</b>	<b>45</b>	<b>26</b>	<b>12</b>	<b>4</b>	<b>2</b>	<b>1</b>	—	—	—	—
484	Truck transportation .....	111	676	2 757	26	17	6	3	—	—	—	—	—	—
<b>51</b>	<b>Information</b> .....	<b>128</b>	<b>741</b>	<b>3 065</b>	<b>13</b>	<b>6</b>	<b>2</b>	<b>3</b>	<b>2</b>	—	—	—	—	—
<b>52</b>	<b>Finance &amp; insurance</b> .....	<b>389</b>	<b>3 787</b>	<b>15 445</b>	<b>60</b>	<b>37</b>	<b>12</b>	<b>6</b>	<b>5</b>	—	—	—	—	—
522	Credit intermediation & related activities .....	229	1 946	8 233	23	7	9	4	3	—	—	—	—	—
5221	Depository credit intermediation (C) (D) .....	(C) (D)	(D) (D)	(D) (D)	20	6	7	4	3	—	—	—	—	—
52211	Commercial banking .....	179	1 540	6 545	13	3	3	4	3	—	—	—	—	—
522110	Commercial banking .....	179	1 540	6 545	13	3	3	4	3	—	—	—	—	—
524	Insurance carriers & related activities .....	107	816	3 553	24	20	1	2	1	—	—	—	—	—
5242	Agencies & other insurance related activities ... (C) (D) .....	(C) (D)	(D) (D)	(D) (D)	22	19	—	2	1	—	—	—	—	—
<b>53</b>	<b>Real estate &amp; rental &amp; leasing</b> .....	<b>76</b>	<b>282</b>	<b>1 150</b>	<b>23</b>	<b>17</b>	<b>5</b>	<b>1</b>	—	—	—	—	—	—
<b>54</b>	<b>Professional, scientific &amp; technical services</b> .....	<b>276</b>	<b>1 705</b>	<b>8 302</b>	<b>44</b>	<b>26</b>	<b>6</b>	<b>10</b>	<b>2</b>	—	—	—	—	—
541	Professional, scientific & technical services .....	276	1 705	8 302	44	26	6	10	2	—	—	—	—	—
<b>55</b>	<b>Management of companies &amp; enterprises</b> .....	<b>(B)</b>	<b>(D)</b>	<b>(D)</b>	<b>4</b>	<b>2</b>	<b>1</b>	—	<b>1</b>	—	—	—	—	—
<b>56</b>	<b>Admin, support, waste mgt, remediation services</b> .....	<b>292</b>	<b>1 532</b>	<b>7 970</b>	<b>30</b>	<b>17</b>	<b>7</b>	<b>2</b>	<b>2</b>	<b>2</b>	—	—	—	—
561	Administrative & support services (C) (D) .....	(C) (D)	(D) (D)	(D) (D)	26	15	6	2	2	1	—	—	—	—
5613	Employment services .....	127	483	3 740	3	—	—	—	2	1	—	—	—	—
56132	Temporary help services .....	127	483	3 740	3	—	—	—	2	1	—	—	—	—
561320	Temporary help services .....	127	483	3 740	3	—	—	—	2	1	—	—	—	—
<b>61</b>	<b>Educational services</b> .....	<b>38</b>	<b>121</b>	<b>595</b>	<b>7</b>	<b>5</b>	—	<b>2</b>	—	—	—	—	—	—
<b>62</b>	<b>Health care and social assistance</b> .....	<b>2 552</b>	<b>17 751</b>	<b>68 942</b>	<b>85</b>	<b>38</b>	<b>27</b>	<b>8</b>	<b>3</b>	<b>5</b>	<b>1</b>	<b>2</b>	<b>1</b>	—
621	Ambulatory health care services .....	172	1 331	6 428	37	24	9	4	—	—	—	—	—	—
622	Hospitals (F) (D) .....	(F) (D)	(D) (D)	(D) (D)	1	—	—	—	—	—	—	—	1	—
6221	General medical & surgical hospitals (F) (D) .....	(F) (D)	(D) (D)	(D) (D)	1	—	—	—	—	—	—	—	1	—
62211	General medical & surgical hospitals (F) (D) .....	(F) (D)	(D) (D)	(D) (D)	1	—	—	—	—	—	—	—	1	—
623	Nursing & residential care facilities .....	1 099	5 500	20 886	22	1	11	3	1	3	1	2	—	—
6231	Nursing care facilities .....	751	3 800	14 202	4	—	1	—	—	—	1	2	—	—
62311	Nursing care facilities .....	751	3 800	14 202	4	—	1	—	—	—	1	2	—	—
623110	Nursing care facilities .....	751	3 800	14 202	4	—	1	—	—	—	1	2	—	—
6232	Residential mental retardation, health facil (E) (D) .....	(E) (D)	(D) (D)	(D) (D)	14	1	8	2	—	3	—	—	—	—
62321	Residential mental retardation facilities (C) (D) .....	(C) (D)	(D) (D)	(D) (D)	13	1	8	2	—	2	—	—	—	—
624	Social assistance (E) (D) .....	(E) (D)	(D) (D)	(D) (D)	25	13	7	1	2	2	—	—	—	—
6243	Vocational rehabilitation services (C) (D) .....	(C) (D)	(D) (D)	(D) (D)	2	—	—	—	—	2	—	—	—	—
62431	Vocational rehabilitation services (C) (D) .....	(C) (D)	(D) (D)	(D) (D)	2	—	—	—	—	2	—	—	—	—
<b>71</b>	<b>Arts, entertainment &amp; recreation</b> .....	<b>59</b>	<b>170</b>	<b>954</b>	<b>14</b>	<b>10</b>	<b>3</b>	<b>1</b>	—	—	—	—	—	—

See footnotes at end of table.

**Table 6. Counties—Employees, Payroll, and Establishments by Industry: 2003—Con.**

[Excludes most government employees, railroad employees, and self-employed persons. Size class 1 to 4 includes establishments with payroll, but no employees, during mid-March pay period. (D) denotes figures withheld to avoid disclosing data for individual companies; the data are included in broader industry totals. Detailed industries with 100 or more employees are shown if industry was not a (D). For explanation of terms, abbreviations, and data reliability/comparability, see introductory text]

NAICS code	Industry	Number of employees for week including March 12	Payroll (\$1,000)		Total number of establishments	Number of establishments by employment-size class									
			First quarter	Annual		1 to 4	5 to 9	10 to 19	20 to 49	50 to 99	100 to 249	250 to 499	500 to 999	1,000 or more	
<b>FREEBORN—Con.</b>															
<b>72</b>	<b>Accommodation &amp; food services</b>	<b>930</b>	<b>1 832</b>	<b>8 104</b>	<b>76</b>	<b>28</b>	<b>13</b>	<b>16</b>	<b>18</b>	<b>1</b>	—	—	—	—	
721	Accommodation	106	254	1 070	9	4	—	2	3	—	—	—	—	—	
7211	Traveler accommodation	(C)	(D)	(D)	8	3	—	2	3	—	—	—	—	—	
72111	Hotels (exc casino hotels) & motels	(C)	(D)	(D)	8	3	—	2	3	—	—	—	—	—	
722	Food services & drinking places	824	1 578	7 034	67	24	13	14	15	1	—	—	—	—	
7221	Full-service restaurants	372	711	3 459	28	10	6	5	7	—	—	—	—	—	
72211	Full-service restaurants	372	711	3 459	28	10	6	5	7	—	—	—	—	—	
722110	Full-service restaurants	372	711	3 459	28	10	6	5	7	—	—	—	—	—	
7222	Limited-service eating places	373	742	3 092	25	8	2	6	8	1	—	—	—	—	
72221	Limited-service eating places	373	742	3 092	25	8	2	6	8	1	—	—	—	—	
<b>81</b>	<b>Other services (except public administration)</b>	<b>746</b>	<b>1 915</b>	<b>7 560</b>	<b>121</b>	<b>72</b>	<b>33</b>	<b>9</b>	<b>5</b>	<b>2</b>	—	—	—	—	
811	Repair & maintenance	125	553	2 121	31	22	6	3	—	—	—	—	—	—	
813	Religious, grantmaking, civic, prof & like organizations	529	1 143	4 490	65	35	17	6	5	2	—	—	—	—	
8131	Religious organizations	218	653	2 485	39	23	11	3	2	—	—	—	—	—	
81311	Religious organizations	218	653	2 485	39	23	11	3	2	—	—	—	—	—	
813110	Religious organizations	218	653	2 485	39	23	11	3	2	—	—	—	—	—	
8134	Civic & social organizations	256	347	1 386	14	5	2	2	3	2	—	—	—	—	
81341	Civic & social organizations	256	347	1 386	14	5	2	2	3	2	—	—	—	—	
813410	Civic & social organizations	256	347	1 386	14	5	2	2	3	2	—	—	—	—	
<b>99</b>	<b>Unclassified establishments</b>	<b>1</b>	<b>2</b>	<b>39</b>	<b>6</b>	<b>6</b>	—	—	—	—	—	—	—	—	
<b>GOODHUE</b>															
	<b>Total</b>	<b>19 885</b>	<b>140 431</b>	<b>562 492</b>	<b>1 395</b>	<b>746</b>	<b>288</b>	<b>194</b>	<b>99</b>	<b>36</b>	<b>26</b>	<b>3</b>	<b>1</b>	<b>2</b>	
<b>11</b>	<b>Forestry, fishing, hunting, and agriculture support</b>	<b>10</b>	<b>43</b>	<b>530</b>	<b>7</b>	<b>6</b>	<b>1</b>	—	—	—	—	—	—	—	
<b>21</b>	<b>Mining</b>	<b>(A)</b>	<b>(D)</b>	<b>(D)</b>	<b>2</b>	<b>1</b>	<b>1</b>	—	—	—	—	—	—	—	
<b>22</b>	<b>Utilities</b>	<b>(E)</b>	<b>(D)</b>	<b>(D)</b>	<b>5</b>	<b>1</b>	—	—	<b>3</b>	—	—	<b>1</b>	—	—	
221	Utilities	(E)	(D)	(D)	5	1	—	—	3	—	—	1	—	—	
2211	Elec pwr generation, transmsn & distribution	(E)	(D)	(D)	5	1	—	—	3	—	—	1	—	—	
22112	Electric pwr transmsn, control & distribution	(E)	(D)	(D)	5	1	—	—	3	—	—	1	—	—	
<b>23</b>	<b>Construction</b>	<b>697</b>	<b>5 433</b>	<b>30 130</b>	<b>165</b>	<b>117</b>	<b>31</b>	<b>11</b>	<b>6</b>	—	—	—	—	—	
236	Construction of Buildings	177	1 180	6 112	45	35	7	2	1	—	—	—	—	—	
2361	Residential Building Construction	128	707	3 490	41	33	7	1	—	—	—	—	—	—	
23611	Residential Building Construction	128	707	3 490	41	33	7	1	—	—	—	—	—	—	
238	Specialty Trade Contractors	486	4 024	21 348	111	77	21	8	5	—	—	—	—	—	
2382	Building Equipment Contractors	326	3 122	14 413	43	20	14	4	5	—	—	—	—	—	
23821	Electrical Contractors	(C)	(D)	(D)	19	11	5	2	1	—	—	—	—	—	
23822	Plumbing, Heating, and Air-Conditioning Contractors	201	2 003	9 129	22	9	7	2	4	—	—	—	—	—	
238220	Plumbing, Heating, and Air-Conditioning Contractors	201	2 003	9 129	22	9	7	2	4	—	—	—	—	—	
<b>31-33</b>	<b>Manufacturing</b>	<b>4 533</b>	<b>47 208</b>	<b>168 440</b>	<b>87</b>	<b>28</b>	<b>7</b>	<b>18</b>	<b>13</b>	<b>10</b>	<b>9</b>	<b>1</b>	—	<b>1</b>	
311	Food mfg	585	4 981	18 595	18	5	—	4	5	3	1	—	—	—	
3112	Grain & oilseed milling	(C)	(D)	(D)	2	—	—	—	1	1	—	—	—	—	
3115	Dairy product mfg	271	2 603	9 253	3	—	—	—	1	1	1	—	—	—	
31151	Dairy product (exc frozen) mfg	271	2 603	9 253	3	—	—	—	1	1	1	—	—	—	
316	Leather & allied product mfg	(G)	(D)	(D)	2	—	—	—	—	—	—	1	—	1	
3161	Leather & hide tanning & finishing	(E)	(D)	(D)	1	—	—	—	—	—	—	1	—	—	
31611	Leather & hide tanning & finishing	(E)	(D)	(D)	1	—	—	—	—	—	—	1	—	—	
3162	Footwear mfg	(G)	(D)	(D)	1	—	—	—	—	—	—	—	—	1	
31621	Footwear mfg	(G)	(D)	(D)	1	—	—	—	—	—	—	—	—	1	
321	Wood product mfg	110	664	2 464	6	2	1	2	—	1	—	—	—	—	
323	Printing & related support activities	272	2 312	8 484	5	1	1	1	1	—	1	—	—	—	
3231	Printing & related support activities	272	2 312	8 484	5	1	1	1	1	—	1	—	—	—	
32311	Printing	272	2 312	8 484	5	1	1	1	1	—	1	—	—	—	
326	Plastics & rubber products mfg	(E)	(D)	(D)	2	—	—	—	—	—	2	—	—	—	
3261	Plastics product mfg	(C)	(D)	(D)	1	—	—	—	—	—	1	—	—	—	
32612	Plastics pipe, pipe fitting, & unsupported profile shape mfg	(C)	(D)	(D)	1	—	—	—	—	—	1	—	—	—	
3262	Rubber product mfg	(C)	(D)	(D)	1	—	—	—	—	—	1	—	—	—	
32622	Rubber & plastics hoses & belting mfg	(C)	(D)	(D)	1	—	—	—	—	—	1	—	—	—	
327	Nonmetallic mineral product mfg	126	1 176	5 566	7	1	1	2	3	—	—	—	—	—	
332	Fabricated metal product mfg	479	4 093	16 990	14	5	3	1	2	2	1	—	—	—	
3323	Architectural & structural metals mfg	114	970	4 295	4	1	1	—	1	1	—	—	—	—	
3327	Mach shops, turn prod, screw, nut, bolt mfg	118	1 024	3 939	5	1	2	1	—	1	—	—	—	—	
33271	Machine shops	(C)	(D)	(D)	4	1	1	1	—	1	—	—	—	—	
3329	Other fabricated metal product mfg	(C)	(D)	(D)	1	—	—	—	—	—	1	—	—	—	
33299	All other fabricated metal product mfg	(C)	(D)	(D)	1	—	—	—	—	—	1	—	—	—	
333	Machinery mfg	354	4 167	16 034	4	1	—	—	—	2	1	—	—	—	
3339	Other general purpose machinery mfg	(E)	(D)	(D)	2	—	—	—	—	1	1	—	—	—	
33392	Material handling equipment mfg	(C)	(D)	(D)	1	—	—	—	—	—	1	—	—	—	

See footnotes at end of table.

**Table 6. Counties—Employees, Payroll, and Establishments by Industry: 2003—Con.**

[Excludes most government employees, railroad employees, and self-employed persons. Size class 1 to 4 includes establishments with payroll, but no employees, during mid-March pay period. (D) denotes figures withheld to avoid disclosing data for individual companies; the data are included in broader industry totals. Detailed industries with 100 or more employees are shown if industry was not a (D). For explanation of terms, abbreviations, and data reliability/comparability, see introductory text]

NAICS code	Industry	Number of employees for week including March 12	Payroll (\$1,000)		Total number of establishments	Number of establishments by employment-size class								
			First quarter	Annual		1 to 4	5 to 9	10 to 19	20 to 49	50 to 99	100 to 249	250 to 499	500 to 999	1,000 or more
<b>GOODHUE—Con.</b>														
<b>31-33</b>	<b>Manufacturing—Con.</b>													
337	Furniture & related product mfg . . . . .	309	3 014	10 932	10	7	—	1	—	1	1	—	—	—
3371	HH & institutional furniture & kitchen cabinet mfg . . . . .	305	2 996	10 745	7	4	—	1	—	1	1	—	—	—
33712	Household & institutional furniture mfg . . . . .	(E)	(D)	(D)	3	1	—	—	—	1	1	—	—	—
339	Miscellaneous mfg . . . . .	450	4 128	16 772	10	1	1	4	1	1	2	—	—	—
3399	Other miscellaneous mfg . . . . .	381	3 289	13 965	7	1	—	3	—	1	2	—	—	—
33995	Sign mfg . . . . .	(C)	(D)	(D)	1	—	—	—	—	—	1	—	—	—
33999	All other misc mfg . . . . .	(C)	(D)	(D)	4	1	—	2	—	—	1	—	—	—
<b>42</b>	<b>Wholesale trade . . . . .</b>	<b>881</b>	<b>7 415</b>	<b>32 161</b>	<b>53</b>	<b>26</b>	<b>5</b>	<b>11</b>	<b>5</b>	<b>4</b>	<b>2</b>	—	—	—
423	Merchant Wholesalers, Durable Goods . . . . .	362	3 729	15 492	23	12	2	4	4	—	1	—	—	—
4232	Furniture and Home Furnishing Merchant Wholesalers . . . . .	(C)	(D)	(D)	1	—	—	—	—	—	1	—	—	—
42322	Home Furnishing Merchant Wholesalers . . . . .	(C)	(D)	(D)	1	—	—	—	—	—	1	—	—	—
4238	Machinery, Equipment, and Supplies Merchant Wholesalers . . . . .	107	719	3 388	9	4	1	1	3	—	—	—	—	—
424	Merchant Wholesalers, Nondurable Goods . . . . .	429	2 950	14 153	23	8	3	7	1	3	1	—	—	—
4249	Miscellaneous Nondurable Goods Merchant Wholesalers . . . . .	241	1 759	8 334	9	4	1	1	—	2	1	—	—	—
42491	Farm Supplies Merchant Wholesalers . . . . .	(C)	(D)	(D)	6	3	1	—	—	1	1	—	—	—
<b>44-45</b>	<b>Retail trade . . . . .</b>	<b>2 824</b>	<b>12 020</b>	<b>49 080</b>	<b>260</b>	<b>99</b>	<b>91</b>	<b>43</b>	<b>19</b>	<b>5</b>	<b>2</b>	<b>1</b>	—	—
441	Motor vehicle & parts dealers . . . . .	393	2 739	11 380	33	9	11	8	5	—	—	—	—	—
4411	Automobile dealers . . . . .	(C)	(D)	(D)	12	3	1	3	5	—	—	—	—	—
44111	New car dealers . . . . .	244	1 885	7 816	11	2	1	3	5	—	—	—	—	—
441110	New car dealers . . . . .	244	1 885	7 816	11	2	1	3	5	—	—	—	—	—
4413	Automotive parts, accessories & tire stores . . . . .	107	631	2 532	15	3	9	3	—	—	—	—	—	—
444	Bldg material & garden equip & supp dealers . . . . .	280	1 842	7 927	36	18	9	6	3	—	—	—	—	—
4441	Building material & supplies dealers . . . . .	185	1 017	4 248	25	12	6	5	2	—	—	—	—	—
445	Food & beverage stores . . . . .	600	2 135	7 921	30	6	9	7	3	4	1	—	—	—
4451	Grocery stores . . . . .	(E)	(D)	(D)	15	1	5	2	2	4	1	—	—	—
44511	Grocery (except convenience) stores . . . . .	462	1 466	5 216	13	1	3	2	2	4	1	—	—	—
445110	Grocery (except convenience) stores . . . . .	462	1 466	5 216	13	1	3	2	2	4	1	—	—	—
446	Health & personal care stores . . . . .	137	770	2 850	12	3	3	4	2	—	—	—	—	—
4461	Health & personal care stores . . . . .	137	770	2 850	12	3	3	4	2	—	—	—	—	—
44611	Pharmacies & drug stores . . . . .	126	740	2 700	8	—	2	4	2	—	—	—	—	—
446110	Pharmacies & drug stores . . . . .	126	740	2 700	8	—	2	4	2	—	—	—	—	—
447	Gasoline stations . . . . .	333	997	4 096	32	5	13	11	3	—	—	—	—	—
4471	Gasoline stations . . . . .	333	997	4 096	32	5	13	11	3	—	—	—	—	—
44711	Gasoline stations with convenience stores . . . . .	284	795	3 439	27	2	12	11	2	—	—	—	—	—
447110	Gasoline stations with convenience stores . . . . .	284	795	3 439	27	2	12	11	2	—	—	—	—	—
448	Clothing & clothing accessories stores . . . . .	153	477	1 862	30	14	14	1	1	—	—	—	—	—
452	General merchandise stores . . . . .	544	1 644	6 890	7	—	3	1	—	1	1	1	—	—
4521	Department stores . . . . .	(C)	(D)	(D)	2	—	—	—	—	1	1	—	—	—
45211	Department stores . . . . .	(C)	(D)	(D)	2	—	—	—	—	1	1	—	—	—
4529	Other general merchandise stores . . . . .	(E)	(D)	(D)	5	—	3	1	—	—	—	1	—	—
45291	Warehouse clubs & superstores . . . . .	(E)	(D)	(D)	1	—	—	—	—	—	—	1	—	—
453	Miscellaneous store retailers . . . . .	141	356	1 555	30	16	12	1	1	—	—	—	—	—
<b>48-49</b>	<b>Transportation &amp; warehousing . . . . .</b>	<b>487</b>	<b>3 904</b>	<b>16 824</b>	<b>58</b>	<b>46</b>	<b>4</b>	<b>3</b>	<b>3</b>	<b>1</b>	<b>1</b>	—	—	—
484	Truck transportation . . . . .	290	2 903	12 814	43	39	1	1	1	—	1	—	—	—
4841	General freight trucking . . . . .	256	2 741	11 805	23	20	1	—	1	—	1	—	—	—
48412	General freight trucking, long-distance . . . . .	(C)	(D)	(D)	13	11	—	—	1	—	1	—	—	—
485	Transit & ground passenger transportation . . . . .	(C)	(D)	(D)	5	1	1	1	1	1	—	—	—	—
4854	School & employee bus transportation . . . . .	110	429	1 694	3	—	—	1	1	1	—	—	—	—
48541	School & employee bus transportation . . . . .	110	429	1 694	3	—	—	1	1	1	—	—	—	—
485410	School & employee bus transportation . . . . .	110	429	1 694	3	—	—	1	1	1	—	—	—	—
<b>51</b>	<b>Information . . . . .</b>	<b>277</b>	<b>2 421</b>	<b>8 586</b>	<b>21</b>	<b>7</b>	<b>6</b>	<b>4</b>	<b>3</b>	<b>1</b>	—	—	—	—
511	Publishing industries . . . . .	(C)	(D)	(D)	5	—	1	1	2	1	—	—	—	—
5111	Newspaper, periodical, book, database publishers . . . . .	136	878	3 636	4	—	1	1	1	1	—	—	—	—
51111	Newspaper publishers . . . . .	136	878	3 636	4	—	1	1	1	1	—	—	—	—
511110	Newspaper publishers . . . . .	136	878	3 636	4	—	1	1	1	1	—	—	—	—
<b>52</b>	<b>Finance &amp; insurance . . . . .</b>	<b>503</b>	<b>4 503</b>	<b>18 247</b>	<b>76</b>	<b>46</b>	<b>12</b>	<b>11</b>	<b>7</b>	—	—	—	—	—
522	Credit intermediation & related activities . . . . .	350	3 141	12 908	24	4	6	8	6	—	—	—	—	—
5221	Depository credit intermediation . . . . .	(E)	(D)	(D)	20	3	4	7	6	—	—	—	—	—
52211	Commercial banking . . . . .	308	2 740	11 468	19	3	4	6	6	—	—	—	—	—
522110	Commercial banking . . . . .	308	2 740	11 468	19	3	4	6	6	—	—	—	—	—
524	Insurance carriers & related activities . . . . .	140	1 109	4 255	43	33	6	3	1	—	—	—	—	—
5242	Agencies & other insurance related activities . . . . .	(C)	(D)	(D)	39	30	5	3	1	—	—	—	—	—
52421	Insurance agencies & brokerages . . . . .	107	712	2 978	38	30	5	3	—	—	—	—	—	—
524210	Insurance agencies & brokerages . . . . .	107	712	2 978	38	30	5	3	—	—	—	—	—	—
<b>53</b>	<b>Real estate &amp; rental &amp; leasing . . . . .</b>	<b>135</b>	<b>577</b>	<b>2 698</b>	<b>46</b>	<b>39</b>	<b>3</b>	<b>4</b>	—	—	—	—	—	—
<b>54</b>	<b>Professional, scientific &amp; technical services . . . . .</b>	<b>412</b>	<b>3 270</b>	<b>14 680</b>	<b>92</b>	<b>67</b>	<b>16</b>	<b>5</b>	<b>3</b>	<b>1</b>	—	—	—	—
541	Professional, scientific & technical services . . . . .	412	3 270	14 680	92	67	16	5	3	1	—	—	—	—

See footnotes at end of table.

**Table 6. Counties—Employees, Payroll, and Establishments by Industry: 2003—Con.**

[Excludes most government employees, railroad employees, and self-employed persons. Size class 1 to 4 includes establishments with payroll, but no employees, during mid-March pay period. (D) denotes figures withheld to avoid disclosing data for individual companies; the data are included in broader industry totals. Detailed industries with 100 or more employees are shown if industry was not a (D). For explanation of terms, abbreviations, and data reliability/comparability, see introductory text]

NAICS code	Industry	Number of employees for week including March 12	Payroll (\$1,000)		Total number of establishments	Number of establishments by employment-size class									
			First quarter	Annual		1 to 4	5 to 9	10 to 19	20 to 49	50 to 99	100 to 249	250 to 499	500 to 999	1,000 or more	
	<b>GOODHUE—Con.</b>														
<b>55</b>	<b>Management of companies &amp; enterprises . . . . .</b>	<b>(B)</b>	<b>(D)</b>	<b>(D)</b>	<b>5</b>	<b>3</b>	<b>1</b>	<b>—</b>	<b>1</b>	<b>—</b>	<b>—</b>	<b>—</b>	<b>—</b>	<b>—</b>	<b>—</b>
<b>56</b>	<b>Admin. support, waste mgmt, remediation services . . . . .</b>	<b>565</b>	<b>3 491</b>	<b>16 515</b>	<b>53</b>	<b>32</b>	<b>6</b>	<b>10</b>	<b>2</b>	<b>3</b>	<b>—</b>	<b>—</b>	<b>—</b>	<b>—</b>	<b>—</b>
561	Administrative & support services . . . . .	(F)	(D)	(D)	48	30	4	9	2	3	—	—	—	—	—
5613	Employment services . . . . .	238	1 381	6 152	5	1	—	1	1	2	—	—	—	—	—
56132	Temporary help services . . . . .	(C)	(D)	(D)	3	—	—	1	—	2	—	—	—	—	—
5617	Services to buildings & dwellings . . . . .	159	424	2 877	26	17	2	6	1	—	—	—	—	—	—
<b>61</b>	<b>Educational services . . . . .</b>	<b>191</b>	<b>1 786</b>	<b>5 002</b>	<b>10</b>	<b>6</b>	<b>1</b>	<b>1</b>	<b>1</b>	<b>—</b>	<b>1</b>	<b>—</b>	<b>—</b>	<b>—</b>	<b>—</b>
611	Educational services . . . . .	191	1 786	5 002	10	6	1	1	1	—	1	—	—	—	—
6111	Elementary & secondary schools . . . . .	(C)	(D)	(D)	3	—	1	—	1	—	1	—	—	—	—
61111	Elementary & secondary schools . . . . .	(C)	(D)	(D)	3	—	1	—	1	—	1	—	—	—	—
<b>62</b>	<b>Health care and social assistance . . . . .</b>	<b>3 172</b>	<b>18 642</b>	<b>73 417</b>	<b>126</b>	<b>56</b>	<b>34</b>	<b>15</b>	<b>5</b>	<b>7</b>	<b>8</b>	<b>—</b>	<b>1</b>	<b>—</b>	<b>—</b>
621	Ambulatory health care services . . . . .	486	3 005	12 983	60	32	16	8	2	2	—	—	—	—	—
6212	Offices of dentists . . . . .	131	1 051	4 369	19	5	11	3	—	—	—	—	—	—	—
62121	Offices of dentists . . . . .	131	1 051	4 369	19	5	11	3	—	—	—	—	—	—	—
621210	Offices of dentists . . . . .	131	1 051	4 369	19	5	11	3	—	—	—	—	—	—	—
6216	Home health care services . . . . .	200	877	3 626	6	1	—	2	1	2	—	—	—	—	—
62161	Home health care services . . . . .	200	877	3 626	6	1	—	2	1	2	—	—	—	—	—
621610	Home health care services . . . . .	200	877	3 626	6	1	—	2	1	2	—	—	—	—	—
622	Hospitals . . . . .	1 010	8 805	34 117	3	—	—	—	—	—	2	—	1	—	—
6221	General medical & surgical hospitals . . . . .	1 010	8 805	34 117	3	—	—	—	—	—	2	—	1	—	—
62211	General medical & surgical hospitals . . . . .	1 010	8 805	34 117	3	—	—	—	—	—	2	—	1	—	—
622110	General medical & surgical hospitals . . . . .	1 010	8 805	34 117	3	—	—	—	—	—	2	—	1	—	—
623	Nursing & residential care facilities . . . . .	1 089	5 031	19 283	29	3	13	4	2	2	5	—	—	—	—
6231	Nursing care facilities . . . . .	598	3 240	12 361	6	1	—	—	—	2	3	—	—	—	—
62311	Nursing care facilities . . . . .	598	3 240	12 361	6	1	—	—	—	2	3	—	—	—	—
623110	Nursing care facilities . . . . .	598	3 240	12 361	6	1	—	—	—	2	3	—	—	—	—
6232	Residential mental retardation, health facil . . . . .	172	733	2 870	16	1	11	2	2	—	—	—	—	—	—
62321	Residential mental retardation facilities . . . . .	172	733	2 870	16	1	11	2	2	—	—	—	—	—	—
623210	Residential mental retardation facilities . . . . .	172	733	2 870	16	1	11	2	2	—	—	—	—	—	—
6233	Community care facilities for the elderly . . . . .	(C)	(D)	(D)	4	—	2	1	—	—	1	—	—	—	—
62331	Community care facilities for the elderly . . . . .	(C)	(D)	(D)	4	—	2	1	—	—	1	—	—	—	—
6239	Other residential care facilities . . . . .	(C)	(D)	(D)	3	1	—	1	—	—	1	—	—	—	—
62399	Other residential care facilities . . . . .	(C)	(D)	(D)	3	1	—	1	—	—	1	—	—	—	—
624	Social assistance . . . . .	587	1 801	7 034	34	21	5	3	1	3	1	—	—	—	—
6243	Vocational rehabilitation services . . . . .	(E)	(D)	(D)	3	—	—	—	—	2	1	—	—	—	—
62431	Vocational rehabilitation services . . . . .	(E)	(D)	(D)	3	—	—	—	—	2	1	—	—	—	—
<b>71</b>	<b>Arts, entertainment &amp; recreation . . . . .</b>	<b>452</b>	<b>1 367</b>	<b>5 284</b>	<b>28</b>	<b>19</b>	<b>3</b>	<b>3</b>	<b>—</b>	<b>1</b>	<b>2</b>	<b>—</b>	<b>—</b>	<b>—</b>	<b>—</b>
713	Amusement, gambling & recreation industries . . . . .	437	1 327	5 125	22	14	2	3	—	1	2	—	—	—	—
7139	Other amusement & recreation industries . . . . .	437	1 327	5 125	22	14	2	3	—	1	2	—	—	—	—
71392	Skiing facilities . . . . .	(C)	(D)	(D)	1	—	—	—	—	—	1	—	—	—	—
71394	Fitness & recreational sports centers . . . . .	145	203	837	9	6	1	1	—	—	1	—	—	—	—
713940	Fitness & recreational sports centers . . . . .	145	203	837	9	6	1	1	—	—	1	—	—	—	—
<b>72</b>	<b>Accommodation &amp; food services . . . . .</b>	<b>3 491</b>	<b>14 285</b>	<b>59 179</b>	<b>121</b>	<b>37</b>	<b>23</b>	<b>31</b>	<b>25</b>	<b>3</b>	<b>1</b>	<b>—</b>	<b>—</b>	<b>—</b>	<b>1</b>
721	Accommodation . . . . .	(G)	(D)	(D)	26	10	4	7	3	—	1	—	—	—	1
7211	Traveler accommodation . . . . .	(G)	(D)	(D)	20	5	4	7	2	—	1	—	—	—	1
72111	Hotels (exc casino hotels) & motels . . . . .	(E)	(D)	(D)	16	3	3	7	2	—	1	—	—	—	1
72112	Casino hotels . . . . .	(G)	(D)	(D)	1	—	—	—	—	—	—	—	—	—	1
722	Food services & drinking places . . . . .	(G)	(D)	(D)	95	27	19	24	22	3	—	—	—	—	—
7221	Full-service restaurants . . . . .	570	1 252	5 893	31	9	5	8	7	2	—	—	—	—	—
72211	Full-service restaurants . . . . .	570	1 252	5 893	31	9	5	8	7	2	—	—	—	—	—
722110	Full-service restaurants . . . . .	570	1 252	5 893	31	9	5	8	7	2	—	—	—	—	—
7222	Limited-service eating places . . . . .	703	1 272	5 437	47	12	7	13	14	1	—	—	—	—	—
72221	Limited-service eating places . . . . .	703	1 272	5 437	47	12	7	13	14	1	—	—	—	—	—
722211	Limited-service restaurants . . . . .	674	1 237	5 102	39	8	3	13	14	1	—	—	—	—	—
<b>81</b>	<b>Other services (except public administration) . . . . .</b>	<b>848</b>	<b>2 833</b>	<b>11 956</b>	<b>170</b>	<b>100</b>	<b>43</b>	<b>24</b>	<b>3</b>	<b>—</b>	<b>—</b>	<b>—</b>	<b>—</b>	<b>—</b>	<b>—</b>
811	Repair & maintenance . . . . .	197	1 057	4 612	47	31	10	6	—	—	—	—	—	—	—
8111	Automotive repair & maintenance . . . . .	155	816	3 321	32	19	8	5	—	—	—	—	—	—	—
812	Personal & laundry services . . . . .	157	511	2 120	36	22	11	2	1	—	—	—	—	—	—
8121	Personal care services . . . . .	100	286	1 198	26	17	7	2	—	—	—	—	—	—	—
813	Religious, grantmaking, civic, prof & like organizations . . . . .	494	1 265	5 224	87	47	22	16	2	—	—	—	—	—	—
8131	Religious organizations . . . . .	346	945	3 855	58	29	18	9	2	—	—	—	—	—	—
81311	Religious organizations . . . . .	346	945	3 855	58	29	18	9	2	—	—	—	—	—	—
813110	Religious organizations . . . . .	346	945	3 855	58	29	18	9	2	—	—	—	—	—	—
<b>99</b>	<b>Unclassified establishments . . . . .</b>	<b>(A)</b>	<b>(D)</b>	<b>(D)</b>	<b>10</b>	<b>10</b>	<b>—</b>	<b>—</b>	<b>—</b>	<b>—</b>	<b>—</b>	<b>—</b>	<b>—</b>	<b>—</b>	<b>—</b>

See footnotes at end of table.

**Table 6. Counties—Employees, Payroll, and Establishments by Industry: 2003—Con.**

[Excludes most government employees, railroad employees, and self-employed persons. Size class 1 to 4 includes establishments with payroll, but no employees, during mid-March pay period. (D) denotes figures withheld to avoid disclosing data for individual companies; the data are included in broader industry totals. Detailed industries with 100 or more employees are shown if industry was not a (D). For explanation of terms, abbreviations, and data reliability/comparability, see introductory text]

NAICS code	Industry	Number of employees for week including March 12	Payroll (\$1,000)		Total number of establishments	Number of establishments by employment-size class									
			First quarter	Annual		1 to 4	5 to 9	10 to 19	20 to 49	50 to 99	100 to 249	250 to 499	500 to 999	1,000 or more	
<b>GRANT</b>															
	<b>Total</b> .....	<b>1 616</b>	<b>7 981</b>	<b>35 279</b>	<b>238</b>	<b>136</b>	<b>53</b>	<b>35</b>	<b>10</b>	<b>4</b>	-	-	-	-	
11	Forestry, fishing, hunting, and agriculture support .....	(A)	(D)	(D)	2	2	-	-	-	-	-	-	-	-	
22	Utilities .....	(A)	(D)	(D)	1	-	-	1	-	-	-	-	-	-	
23	Construction .....	150	884	4 726	33	23	5	4	1	-	-	-	-	-	
238	Specialty Trade Contractors .....	104	682	3 698	21	15	3	2	1	-	-	-	-	-	
31-33	Manufacturing .....	(B)	(D)	(D)	13	7	3	2	1	-	-	-	-	-	
42	Wholesale trade .....	116	1 021	4 947	14	3	8	2	1	-	-	-	-	-	
44-45	Retail trade .....	328	1 292	5 777	44	21	8	12	3	-	-	-	-	-	
48-49	Transportation & warehousing .....	(A)	(D)	(D)	6	4	2	-	-	-	-	-	-	-	
51	Information .....	(B)	(D)	(D)	2	-	-	1	1	-	-	-	-	-	
52	Finance & insurance .....	117	887	3 258	26	17	5	4	-	-	-	-	-	-	
53	Real estate & rental & leasing .....	9	13	45	6	6	-	-	-	-	-	-	-	-	
54	Professional, scientific & technical services .....	54	348	1 768	14	10	3	1	-	-	-	-	-	-	
56	Admin, support, waste mgt, remediation services .....	(A)	(D)	(D)	5	3	2	-	-	-	-	-	-	-	
62	Health care and social assistance .....	406	2 013	8 070	25	11	7	3	-	4	-	-	-	-	
623	Nursing & residential care facilities .....	195	819	3 361	13	4	6	1	-	2	-	-	-	-	
6231	Nursing care facilities .....	(C)	(D)	(D)	2	-	-	-	-	2	-	-	-	-	
62311	Nursing care facilities .....	(C)	(D)	(D)	2	-	-	-	-	2	-	-	-	-	
71	Arts, entertainment & recreation .....	(A)	(D)	(D)	5	5	-	-	-	-	-	-	-	-	
72	Accommodation & food services .....	114	182	784	10	3	3	2	2	-	-	-	-	-	
722	Food services & drinking places .....	(C)	(D)	(D)	9	2	3	2	2	-	-	-	-	-	
81	Other services (except public administration) .....	140	290	1 243	31	20	7	3	1	-	-	-	-	-	
813	Religious, grantmaking, civic, prof & like organizations .....	106	171	740	18	9	5	3	1	-	-	-	-	-	
99	Unclassified establishments .....	(A)	(D)	(D)	1	1	-	-	-	-	-	-	-	-	
<b>HENNEPIN</b>															
	<b>Total</b> .....	<b>813 755</b>	<b>9 175 420</b>	<b>36 848 565</b>	<b>39 471</b>	<b>20 614</b>	<b>6 604</b>	<b>5 235</b>	<b>3 972</b>	<b>1 652</b>	<b>958</b>	<b>287</b>	<b>90</b>	<b>59</b>	
11	Forestry, fishing, hunting, and agriculture support .....	167	947	4 495	25	16	3	4	2	-	-	-	-	-	
115	Agriculture & forestry support activities .....	141	834	3 557	20	12	3	3	2	-	-	-	-	-	
1152	Animal production support activities .....	111	672	2 729	14	8	2	2	2	-	-	-	-	-	
11521	Animal production support activities .....	111	672	2 729	14	8	2	2	2	-	-	-	-	-	
115210	Animal production support activities .....	111	672	2 729	14	8	2	2	2	-	-	-	-	-	
21	Mining .....	236	2 239	13 127	9	4	-	3	1	-	1	-	-	-	
212	Mining (except oil & gas) .....	165	1 269	9 681	3	-	-	2	-	-	1	-	-	-	
2123	Nonmetallic mineral mining & quarrying .....	165	1 269	9 681	3	-	-	2	-	-	1	-	-	-	
21232	Sand, gravel, clay, refractory minerals mining .....	165	1 269	9 681	3	-	-	2	-	-	1	-	-	-	
212321	Construction sand & gravel mining .....	165	1 269	9 681	3	-	-	2	-	-	1	-	-	-	
22	Utilities .....	4 764	96 122	337 858	44	12	3	7	5	4	7	4	1	1	
221	Utilities .....	4 764	96 122	337 858	44	12	3	7	5	4	7	4	1	1	
2211	Elec pwr generation, transmsn & distribution ...	(H)	(D)	(D)	31	10	1	7	3	1	6	1	1	1	
22111	Electric power generation .....	239	4 730	19 861	9	5	-	2	-	1	1	-	-	-	
22112	Electric pwr transmsn, control & distribution ..	(H)	(D)	(D)	22	5	1	5	3	-	5	1	1	1	
2212	Natural gas distribution .....	(G)	(D)	(D)	8	1	1	-	1	1	1	3	-	-	
22121	Natural gas distribution .....	(G)	(D)	(D)	8	1	1	-	1	1	1	3	-	-	
2213	Water, sewage & other systems .....	156	1 767	6 901	5	1	1	-	1	2	-	-	-	-	
23	Construction .....	31 474	379 705	1 704 813	2 865	1 911	366	252	215	81	30	7	1	2	
236	Construction of Buildings .....	10 650	136 578	585 930	952	659	128	77	58	20	5	3	-	2	
2361	Residential Building Construction .....	3 760	41 208	188 292	764	579	95	49	32	7	2	-	-	-	
23611	Residential Building Construction .....	3 760	41 208	188 292	764	579	95	49	32	7	2	-	-	-	
236115	New Single-Family Housing Construction (except Operative Builders) .....	1 242	11 248	54 429	352	286	40	14	11	-	1	-	-	-	
236116	New Multifamily Housing Construction (except Operative Builders) .....	256	4 015	18 403	19	10	2	4	1	2	-	-	-	-	
236117	New Housing Operative Builders .....	630	9 987	46 103	42	22	7	4	6	2	1	-	-	-	
236118	Residential Remodelers .....	1 632	15 958	69 357	351	261	46	27	14	3	-	-	-	-	
2362	Nonresidential Building Construction .....	6 890	95 370	397 638	188	80	33	28	26	13	3	3	-	2	
23621	Industrial Building Construction .....	(C)	(D)	(D)	8	4	1	1	1	1	-	-	-	-	
23622	Commercial and Institutional Building Construction .....	(I)	(D)	(D)	180	76	32	27	25	12	3	3	-	2	

See footnotes at end of table.

**Table 6. Counties—Employees, Payroll, and Establishments by Industry: 2003—Con.**

[Excludes most government employees, railroad employees, and self-employed persons. Size class 1 to 4 includes establishments with payroll, but no employees, during mid-March pay period. (D) denotes figures withheld to avoid disclosing data for individual companies; the data are included in broader industry totals. Detailed industries with 100 or more employees are shown if industry was not a (D). For explanation of terms, abbreviations, and data reliability/comparability, see introductory text]

NAICS code	Industry	Number of employees for week including March 12	Payroll (\$1,000)		Total number of establishments	Number of establishments by employment-size class										
			First quarter	Annual		1 to 4	5 to 9	10 to 19	20 to 49	50 to 99	100 to 249	250 to 499	500 to 999	1,000 or more		
<b>23</b>	<b>HENNEPIN—Con.</b>															
	<b>Construction—Con.</b>															
237	Heavy and Civil Engineering Construction .....	2 713	43 614	191 472	166	106	23	17	9	6	2	3	—	—	—	—
2371	Utility System Construction .....	1 378	29 438	97 273	58	28	10	8	7	3	—	2	—	—	—	—
23711	Water and Sewer Line and Related Structures Construction .....	675	7 404	47 387	41	19	8	8	4	1	—	1	—	—	—	—
237110	Water and Sewer Line and Related Structures Construction .....	675	7 404	47 387	41	19	8	8	4	1	—	1	—	—	—	—
23712	Oil and Gas Pipeline and Related Structures Construction .....	589	20 672	44 541	3	—	—	—	—	2	—	1	—	—	—	—
237120	Oil and Gas Pipeline and Related Structures Construction .....	589	20 672	44 541	3	—	—	—	—	2	—	1	—	—	—	—
23713	Power and Communication Line and Related Structures Construction .....	114	1 362	5 345	14	9	2	—	3	—	—	—	—	—	—	—
237130	Power and Communication Line and Related Structures Construction .....	114	1 362	5 345	14	9	2	—	3	—	—	—	—	—	—	—
2372	Land Subdivision .....	316	3 850	19 376	70	58	7	4	—	—	1	—	—	—	—	—
23721	Land Subdivision .....	316	3 850	19 376	70	58	7	4	—	—	1	—	—	—	—	—
237210	Land Subdivision .....	316	3 850	19 376	70	58	7	4	—	—	1	—	—	—	—	—
2373	Highway, Street, and Bridge Construction .....	435	4 188	46 865	25	11	5	4	2	2	1	—	—	—	—	—
23731	Highway, Street, and Bridge Construction .....	435	4 188	46 865	25	11	5	4	2	2	1	—	—	—	—	—
237310	Highway, Street, and Bridge Construction .....	435	4 188	46 865	25	11	5	4	2	2	1	—	—	—	—	—
2379	Other Heavy and Civil Engineering Construction .....	584	6 138	27 958	13	9	1	1	—	1	—	1	—	—	—	—
23799	Other Heavy and Civil Engineering Construction .....	584	6 138	27 958	13	9	1	1	—	1	—	1	—	—	—	—
237990	Other Heavy and Civil Engineering Construction .....	584	6 138	27 958	13	9	1	1	—	1	—	1	—	—	—	—
238	Specialty Trade Contractors .....	18 111	199 513	927 411	1 747	1 146	215	158	148	55	23	1	1	—	—	—
2381	Foundation, Structure, and Building Exterior Contractors .....	4 201	40 640	208 621	436	282	61	35	38	14	6	—	—	—	—	—
23811	Poured Concrete Foundation and Structure Contractors .....	370	3 579	24 916	81	60	12	4	4	1	—	—	—	—	—	—
238110	Poured Concrete Foundation and Structure Contractors .....	370	3 579	24 916	81	60	12	4	4	1	—	—	—	—	—	—
23812	Structural Steel and Precast Concrete Contractors .....	194	3 046	13 790	9	2	1	2	3	1	—	—	—	—	—	—
238120	Structural Steel and Precast Concrete Contractors .....	194	3 046	13 790	9	2	1	2	3	1	—	—	—	—	—	—
23813	Framing Contractors .....	878	7 207	32 895	76	50	10	8	4	2	2	—	—	—	—	—
238130	Framing Contractors .....	878	7 207	32 895	76	50	10	8	4	2	2	—	—	—	—	—
23814	Masonry Contractors .....	825	8 602	49 586	90	59	9	9	10	2	1	—	—	—	—	—
238140	Masonry Contractors .....	825	8 602	49 586	90	59	9	9	10	2	1	—	—	—	—	—
23815	Glass and Glazing Contractors .....	254	2 892	11 413	18	8	5	2	2	—	1	—	—	—	—	—
238150	Glass and Glazing Contractors .....	254	2 892	11 413	18	8	5	2	2	—	1	—	—	—	—	—
23816	Roofing Contractors .....	1 048	8 838	47 982	89	53	14	7	9	4	2	—	—	—	—	—
238160	Roofing Contractors .....	1 048	8 838	47 982	89	53	14	7	9	4	2	—	—	—	—	—
23817	Siding Contractors .....	470	4 683	19 329	65	47	9	1	5	3	—	—	—	—	—	—
238170	Siding Contractors .....	470	4 683	19 329	65	47	9	1	5	3	—	—	—	—	—	—
23819	Other Foundation, Structure, and Building Exterior Contractors .....	162	1 793	8 710	8	3	1	2	1	1	—	—	—	—	—	—
238190	Other Foundation, Structure, and Building Exterior Contractors .....	162	1 793	8 710	8	3	1	2	1	1	—	—	—	—	—	—
2382	Building Equipment Contractors .....	8 277	101 597	445 263	546	289	73	74	67	30	13	—	—	—	—	—
23821	Electrical Contractors .....	3 558	43 766	194 435	255	141	36	33	26	15	4	—	—	—	—	—
238210	Electrical Contractors .....	3 558	43 766	194 435	255	141	36	33	26	15	4	—	—	—	—	—
23822	Plumbing, Heating, and Air-Conditioning Contractors .....	4 282	51 500	224 724	269	139	34	37	37	15	7	—	—	—	—	—
238220	Plumbing, Heating, and Air-Conditioning Contractors .....	4 282	51 500	224 724	269	139	34	37	37	15	7	—	—	—	—	—
23829	Other Building Equipment Contractors .....	437	6 331	26 104	22	9	3	4	4	—	2	—	—	—	—	—
238290	Other Building Equipment Contractors .....	437	6 331	26 104	22	9	3	4	4	—	2	—	—	—	—	—
2383	Building Finishing Contractors .....	4 689	47 318	215 841	570	417	62	40	36	10	3	1	1	—	—	—
23831	Drywall and Insulation Contractors .....	1 608	21 272	88 460	82	49	5	8	15	3	1	—	—	—	—	—
238310	Drywall and Insulation Contractors .....	1 608	21 272	88 460	82	49	5	8	15	3	1	—	—	—	—	—
23832	Painting and Wall Covering Contractors .....	1 396	10 474	57 291	229	177	30	11	5	4	2	—	—	—	—	—
238320	Painting and Wall Covering Contractors .....	1 396	10 474	57 291	229	177	30	11	5	4	2	—	—	—	—	—
23833	Flooring Contractors .....	411	5 165	23 173	68	50	8	4	5	1	—	—	—	—	—	—
238330	Flooring Contractors .....	411	5 165	23 173	68	50	8	4	5	1	—	—	—	—	—	—
23834	Tile and Terrazzo Contractors .....	152	1 132	5 300	33	27	3	1	2	—	—	—	—	—	—	—
238340	Tile and Terrazzo Contractors .....	152	1 132	5 300	33	27	3	1	2	—	—	—	—	—	—	—
23835	Finish Carpentry Contractors .....	538	4 461	21 390	119	89	13	10	6	1	—	—	—	—	—	—
238350	Finish Carpentry Contractors .....	538	4 461	21 390	119	89	13	10	6	1	—	—	—	—	—	—
23839	Other Building Finishing Contractors .....	584	4 814	20 227	39	25	3	6	3	1	—	1	—	—	—	—
238390	Other Building Finishing Contractors .....	584	4 814	20 227	39	25	3	6	3	1	—	1	—	—	—	—
2389	Other Specialty Trade Contractors .....	944	9 958	57 686	195	158	19	9	7	1	1	—	—	—	—	—
23891	Site Preparation Contractors .....	671	8 361	44 907	90	70	7	6	5	1	—	—	—	—	—	—
238910	Site Preparation Contractors .....	671	8 361	44 907	90	70	7	6	5	1	—	—	—	—	—	—
23899	All Other Specialty Trade Contractors .....	273	1 597	12 779	105	88	12	3	2	—	—	—	—	—	—	—
238990	All Other Specialty Trade Contractors .....	273	1 597	12 779	105	88	12	3	2	—	—	—	—	—	—	—
<b>31-33</b>	<b>Manufacturing .....</b>	<b>86 184</b>	<b>1 060 821</b>	<b>4 201 384</b>	<b>2 040</b>	<b>664</b>	<b>347</b>	<b>311</b>	<b>324</b>	<b>188</b>	<b>147</b>	<b>39</b>	<b>14</b>	<b>6</b>	<b>—</b>	<b>—</b>
311	Food mfg .....	4 403	45 714	164 200	118	32	21	20	30	7	5	1	2	—	—	—
3112	Grain & oilseed milling .....	190	2 229	7 487	7	1	1	—	4	1	—	—	—	—	—	—
31121	Flour milling & malt mfg .....	(C)	(D)	(D)	5	1	—	—	4	—	—	—	—	—	—	—
3114	Fruit & veg preserving & specialty food mfg .....	840	8 177	30 572	6	—	—	1	3	1	—	—	1	—	—	—
31141	Frozen food mfg .....	(F)	(D)	(D)	3	—	—	—	1	—	—	—	1	—	—	—
3115	Dairy product mfg .....	(F)	(D)	(D)	6	2	1	—	1	—	—	1	—	1	—	—
31151	Dairy product (exc frozen) mfg .....	(F)	(D)	(D)	5	2	—	—	1	—	—	1	—	1	—	—
3116	Animal slaughtering & processing .....	(C)	(D)	(D)	4	1	1	1	—	1	—	—	—	—	—	—
31161	Animal slaughtering & processing .....	(C)	(D)	(D)	4	1	1	1	—	1	—	—	—	—	—	—

See footnotes at end of table.

**Table 6. Counties—Employees, Payroll, and Establishments by Industry: 2003—Con.**

[Excludes most government employees, railroad employees, and self-employed persons. Size class 1 to 4 includes establishments with payroll, but no employees, during mid-March pay period. (D) denotes figures withheld to avoid disclosing data for individual companies; the data are included in broader industry totals. Detailed industries with 100 or more employees are shown if industry was not a (D). For explanation of terms, abbreviations, and data reliability/comparability, see introductory text]

NAICS code	Industry	Number of employees for week including March 12	Payroll (\$1,000)		Total number of establishments	Number of establishments by employment-size class								
			First quarter	Annual		1 to 4	5 to 9	10 to 19	20 to 49	50 to 99	100 to 249	250 to 499	500 to 999	1,000 or more
<b>HENNEPIN—Con.</b>														
<b>31-33 Manufacturing—Con.</b>														
311	Food mfg—Con.													
3118	Bakeries & tortilla mfg	1 076	5 212	21 364	56	15	11	11	15	3	1	—	—	—
31181	Bread & bakery product mfg	970	4 593	18 506	49	14	9	10	12	3	1	—	—	—
311812	Commercial bakeries	449	2 564	10 472	16	5	2	3	3	2	1	—	—	—
31182	Cookie, cracker & pasta mfg	106	619	2 858	7	1	2	1	3	—	—	—	—	—
3119	Other food mfg	1 178	8 536	37 665	24	6	3	5	5	1	3	1	—	—
31191	Snack food mfg	(E)	(D)	(D)	2	—	—	—	1	—	1	—	—	—
31199	All other food mfg	827	5 973	27 179	14	4	2	2	2	1	2	1	—	—
313	Textile mills	249	2 463	10 682	5	2	—	—	1	1	1	—	—	—
3133	Textile, fabric finishing, fabric coating mills	(C)	(D)	(D)	3	1	—	—	1	—	1	—	—	—
31331	Textile & fabric finishing mills	(C)	(D)	(D)	3	1	—	—	1	—	1	—	—	—
314	Textile product mills	354	2 688	11 207	40	21	9	6	2	2	—	—	—	—
3149	Other textile product mills	292	2 353	9 631	24	11	5	4	2	2	—	—	—	—
31491	Textile bag & canvas mills	152	1 226	5 236	8	2	1	2	1	—	—	—	—	—
31499	All other textile product mills	140	1 127	4 395	16	9	3	3	—	1	—	—	—	—
314999	All other miscellaneous textile product mills	140	1 127	4 395	16	9	3	3	—	1	—	—	—	—
315	Apparel manufacturing	400	2 406	11 081	40	24	8	4	2	1	1	—	—	—
3152	Cut & sew apparel mfg	(E)	(D)	(D)	32	18	7	4	2	—	1	—	—	—
31529	Other cut & sew apparel mfg	193	899	3 122	6	1	1	3	—	—	1	—	—	—
321	Wood product mfg	796	6 637	26 812	35	12	5	6	8	2	2	—	—	—
3219	Other wood product mfg	(F)	(D)	(D)	28	7	5	6	8	—	2	—	—	—
32191	Millwork	486	4 360	17 800	18	6	2	3	5	—	2	—	—	—
321911	Wood window & door mfg	366	3 347	13 586	9	2	1	2	2	—	2	—	—	—
321918	Other millwork (including flooring)	120	1 013	4 214	9	4	1	1	3	—	—	—	—	—
32192	Wood container & pallet mfg	116	691	2 909	5	—	—	2	3	—	—	—	—	—
321920	Wood container & pallet mfg	116	691	2 909	5	—	—	2	3	—	—	—	—	—
322	Paper mfg	3 105	31 997	125 751	43	5	3	7	7	8	11	2	—	—
3222	Converted paper product mfg	(H)	(D)	(D)	42	4	3	7	7	8	11	2	—	—
32221	Paperboard container mfg	1 681	17 814	70 456	19	1	1	3	3	4	6	1	—	—
322211	Corrugated & solid fiber box mfg	1 357	14 239	56 311	14	—	—	3	2	4	4	1	—	—
322212	Folding paperboard box mfg	324	3 575	14 145	5	1	1	—	1	—	2	—	—	—
32222	Paper bag & coated & treated paper mfg	599	6 294	25 828	8	—	1	2	1	—	4	—	—	—
32223	Stationery product mfg	677	6 403	24 029	10	2	1	1	1	3	1	1	—	—
322232	Envelope mfg	531	5 314	20 339	6	1	1	—	—	3	—	1	—	—
32229	Other converted paper product mfg	(C)	(D)	(D)	5	1	—	1	2	1	—	—	—	—
323	Printing & related support activities	11 350	125 716	511 060	348	118	60	63	46	30	23	6	2	—
3231	Printing & related support activities	11 350	125 716	511 060	348	118	60	63	46	30	23	6	2	—
32311	Printing	10 085	109 429	446 111	299	103	52	56	36	24	20	6	2	—
323110	Commercial lithographic printing	6 661	76 390	316 024	134	41	18	24	16	14	14	5	2	—
323112	Commercial flexographic printing	1 056	11 283	42 711	16	—	1	4	7	2	1	1	—	—
323113	Commercial screen printing	414	3 088	13 907	34	6	11	12	4	1	—	—	—	—
323114	Quick printing	410	3 291	12 676	62	37	16	6	2	1	—	—	—	—
323115	Digital printing	157	1 386	6 379	15	9	1	2	3	—	—	—	—	—
323116	Manifold business form printing	489	4 148	17 109	7	1	—	1	—	3	2	—	—	—
323119	Other commercial printing	262	2 535	9 619	20	7	4	4	3	2	—	—	—	—
32312	Printing support activities	1 265	16 287	64 949	49	15	8	7	10	6	3	—	—	—
323121	Tradebinding & related work	411	2 955	12 399	19	4	3	3	7	2	—	—	—	—
323122	Prepress services	854	13 332	52 550	30	11	5	4	3	4	3	—	—	—
324	Petroleum & coal products mfg	291	3 324	17 972	7	1	1	1	1	2	1	—	—	—
3241	Petroleum & coal products mfg	291	3 324	17 972	7	1	1	1	1	2	1	—	—	—
32412	Asphalt paving, roofing & saturated mat mfg	(E)	(D)	(D)	5	—	—	1	1	2	1	—	—	—
325	Chemical mfg	2 621	40 986	147 631	65	22	9	5	13	9	6	1	—	—
3251	Basic chemical mfg	(C)	(D)	(D)	4	2	—	—	1	1	—	—	—	—
3252	Resin, syn rubber, art & syn fibers, fil mfg	(E)	(D)	(D)	3	—	1	—	—	1	1	—	—	—
32521	Resin & synthetic rubber mfg	(E)	(D)	(D)	3	—	1	—	—	1	1	—	—	—
3254	Pharmaceutical & medicine mfg	(F)	(D)	(D)	12	4	1	—	2	2	2	1	—	—
32541	Pharmaceutical & medicine mfg	(F)	(D)	(D)	12	4	1	—	2	2	2	1	—	—
3255	Paint, coating & adhesive mfg	219	2 251	9 292	11	4	—	1	5	1	—	—	—	—
32551	Paint & coating mfg	(C)	(D)	(D)	8	3	—	1	3	1	—	—	—	—
3256	Soap, cleaners & toilet preparation mfg	295	2 845	12 029	15	5	5	2	1	1	1	—	—	—
32561	Soap & cleaning compound mfg	158	1 713	7 106	12	4	4	2	1	1	—	—	—	—
32562	Toilet preparation mfg	137	1 132	4 923	3	1	1	—	—	—	—	—	—	—
325620	Toilet preparation mfg	137	1 132	4 923	3	1	1	—	—	—	—	—	—	—
3259	Other chemical product & preparation mfg	710	10 609	38 845	18	5	2	2	4	3	2	—	—	—
32591	Printing ink mfg	304	3 553	13 899	4	—	1	—	1	1	1	—	—	—
325910	Printing ink mfg	304	3 553	13 899	4	—	1	—	1	1	1	—	—	—
32599	All other chemical product & preparation mfg	(E)	(D)	(D)	13	5	1	2	2	2	1	—	—	—
325998	All oth misc chemical product & prep mfg	235	4 774	16 273	7	2	1	1	1	1	1	—	—	—
326	Plastics & rubber products mfg	5 090	48 686	204 247	99	27	7	15	18	18	10	4	—	—
3261	Plastics product mfg	4 629	44 003	186 016	85	24	6	13	15	13	10	4	—	—
32611	Unsupported plastics film, sheet, & bag mfg	635	6 578	28 219	10	2	—	1	1	4	2	—	—	—
326113	Unsupported plastics film and sheet (except packaging) mfg	353	3 637	16 488	6	1	—	1	1	2	1	—	—	—
32612	Plastics pipe, pipe fitting, & unsupported profile shape mfg	587	5 633	22 515	5	1	1	—	—	1	1	1	—	—
326121	Unsupported plastics profile shape mfg	587	5 633	22 515	5	1	1	—	—	1	1	1	—	—
32614	Polystyrene foam product mfg	191	1 882	7 002	5	—	1	2	—	—	—	—	—	—
326140	Polystyrene foam product mfg	191	1 882	7 002	5	—	1	2	—	—	—	—	—	—
32619	Other plastics product mfg	3 142	29 271	125 623	61	21	4	7	13	6	7	3	—	—
3262	Rubber product mfg	461	4 683	18 231	14	3	1	2	3	5	—	—	—	—
32629	Other rubber product mfg	(E)	(D)	(D)	11	2	1	2	1	5	—	—	—	—
326291	Rubber product mfg for mechanical use	231	2 393	9 007	7	2	—	1	1	3	—	—	—	—

See footnotes at end of table.



**Table 6. Counties—Employees, Payroll, and Establishments by Industry: 2003—Con.**

[Excludes most government employees, railroad employees, and self-employed persons. Size class 1 to 4 includes establishments with payroll, but no employees, during mid-March pay period. (D) denotes figures withheld to avoid disclosing data for individual companies; the data are included in broader industry totals. Detailed industries with 100 or more employees are shown if industry was not a (D). For explanation of terms, abbreviations, and data reliability/comparability, see introductory text]

NAICS code	Industry	Number of employees for week including March 12	Payroll (\$1,000)		Total number of establishments	Number of establishments by employment-size class								
			First quarter	Annual		1 to 4	5 to 9	10 to 19	20 to 49	50 to 99	100 to 249	250 to 499	500 to 999	1,000 or more
<b>HENNEPIN—Con.</b>														
<b>31-33 Manufacturing—Con.</b>														
327	Nonmetallic mineral product mfg . . . . .	700	7 477	34 702	34	12	10	7	2	1	1	1	—	—
3273	Cement & concrete product mfg . . . . .	569	6 633	30 760	12	3	1	3	2	1	1	1	—	—
32732	Ready-mix concrete mfg . . . . .	(C)	(D)	(D)	8	2	—	3	2	1	—	—	—	—
32733	Concrete pipe, brick & block mfg . . . . .	(C)	(D)	(D)	2	—	1	—	—	—	1	—	—	—
32739	Other concrete product mfg . . . . .	(E)	(D)	(D)	2	1	—	—	—	—	—	1	—	—
331	Primary metal mfg . . . . .	2 422	26 431	112 352	25	6	1	4	4	2	4	4	—	—
3312	Steel product mfg from purchased steel . . . . .	(E)	(D)	(D)	3	1	—	1	—	—	—	1	—	—
33121	Iron, steel pipe & tube mfg from purchased steel . . . . .	(E)	(D)	(D)	1	—	—	—	—	—	—	1	—	—
3313	Alumina & aluminum production & processing . . . . .	(C)	(D)	(D)	1	—	—	—	—	—	1	—	—	—
33131	Alumina & aluminum production & processing . . . . .	(C)	(D)	(D)	1	—	—	—	—	—	1	—	—	—
3315	Foundries . . . . .	(G)	(D)	(D)	15	1	1	2	3	2	3	3	—	—
33151	Ferrous metal foundries . . . . .	(C)	(D)	(D)	5	1	—	2	—	1	1	—	—	—
33152	Nonferrous metal foundries . . . . .	1 563	17 853	74 754	10	—	1	—	3	1	2	3	—	—
332	Fabricated metal product mfg . . . . .	9 386	103 277	425 243	351	103	67	61	63	39	15	3	—	—
3321	Forging & stamping . . . . .	1 164	13 271	54 350	28	3	6	3	8	6	2	—	—	—
33211	Forging & stamping . . . . .	1 164	13 271	54 350	28	3	6	3	8	6	2	—	—	—
332116	Metal stamping . . . . .	920	9 232	37 782	23	2	5	3	7	5	1	—	—	—
3322	Cutlery & handtool mfg . . . . .	651	8 537	33 199	13	1	2	3	3	2	2	—	—	—
33221	Cutlery & handtool mfg . . . . .	651	8 537	33 199	13	1	2	3	3	2	2	—	—	—
332212	Hand & edge tool mfg . . . . .	498	5 664	23 016	10	1	1	3	2	2	1	—	—	—
3323	Architectural & structural metals mfg . . . . .	1 259	13 781	55 968	52	14	11	8	8	10	1	—	—	—
33231	Plate work & fabricated structural prod mfg . . . . .	395	4 424	17 289	13	2	5	1	2	3	—	—	—	—
332312	Fabricated structural metal mfg . . . . .	242	2 784	10 195	8	1	4	—	1	2	—	—	—	—
33232	Ornamental & architectural metal prod mfg . . . . .	864	9 357	38 679	39	12	6	7	6	7	1	—	—	—
332322	Sheet metal work mfg . . . . .	649	7 137	29 421	22	5	5	1	4	6	1	—	—	—
332323	Ornamental & architectural metal work mfg . . . . .	180	1 856	7 853	14	6	1	4	2	1	—	—	—	—
3324	Boiler, tank & shipping container mfg . . . . .	(C)	(D)	(D)	5	2	2	—	—	—	1	—	—	—
33241	Power boiler & heat exchanger mfg . . . . .	(C)	(D)	(D)	4	1	2	—	—	—	1	—	—	—
3327	Mach shops, turn prod, screw, nut, bolt mfg . . . . .	3 296	34 905	143 188	159	57	30	29	24	13	5	1	—	—
33271	Machine shops . . . . .	1 497	15 756	67 815	119	54	26	17	15	6	1	—	—	—
332710	Machine shops . . . . .	1 497	15 756	67 815	119	54	26	17	15	6	1	—	—	—
33272	Turned product & screw, nut & bolt mfg . . . . .	1 799	19 149	75 373	40	3	4	12	9	7	4	1	—	—
332721	Precision turned product mfg . . . . .	1 524	16 016	63 272	34	3	3	10	8	7	2	1	—	—
332722	Bolt, nut, screw, rivet & washer mfg . . . . .	275	3 133	12 101	6	—	1	2	1	—	2	—	—	—
3328	Coating, engrave, heat treating & oth activity . . . . .	1 384	11 990	48 035	51	14	7	11	9	8	2	—	—	—
33281	Coating, engrave, heat treating & oth activity . . . . .	1 384	11 990	48 035	51	14	7	11	9	8	2	—	—	—
332811	Metal heat treating . . . . .	167	1 677	7 042	5	—	1	4	—	—	—	—	—	—
332812	Metal coating, engraving & allied services . . . . .	400	3 673	14 089	20	7	4	4	1	4	—	—	—	—
332813	Electropl, plating, polish, anodize, coloring . . . . .	817	6 640	26 904	26	7	3	6	4	2	—	—	—	—
3329	Other fabricated metal product mfg . . . . .	1 382	17 767	79 243	32	8	6	5	9	—	2	2	—	—
33291	Metal valve mfg . . . . .	770	8 781	36 129	9	1	2	—	3	—	2	1	—	—
33299	All other fabricated metal product mfg . . . . .	612	8 986	43 114	23	7	4	5	6	—	—	1	—	—
332999	All other misc fabricated metal product mfg . . . . .	197	1 624	6 897	15	4	4	3	4	—	—	—	—	—
333	Machinery mfg . . . . .	10 926	142 516	575 158	206	50	38	30	40	21	17	6	4	—
3331	Ag, construction & mining machinery mfg . . . . .	738	9 069	39 090	9	—	4	2	—	2	—	—	1	—
33311	Agricultural implement mfg . . . . .	(C)	(D)	(D)	5	—	3	1	—	1	—	—	—	—
33312	Construction machinery mfg . . . . .	(F)	(D)	(D)	4	—	1	1	—	1	—	—	1	—
3332	Industrial machinery mfg . . . . .	1 146	14 918	62 142	24	5	1	5	7	2	4	—	—	—
33321	Sawmill & woodworking machinery mfg . . . . .	360	3 795	16 013	4	—	—	1	1	1	1	—	—	—
333210	Sawmill & woodworking machinery mfg . . . . .	360	3 795	16 013	4	—	—	1	1	1	1	—	—	—
33322	Plastics & rubber industry machinery mfg . . . . .	(C)	(D)	(D)	4	1	1	—	1	1	—	—	—	—
33329	Other industrial machinery mfg . . . . .	(F)	(D)	(D)	16	4	—	4	5	—	3	—	—	—
333294	Food product machinery mfg . . . . .	259	3 700	13 663	5	1	—	2	1	—	1	—	—	—
3333	Commercial & service industry machinery mfg . . . . .	2 022	27 684	112 248	28	7	2	4	6	3	4	2	—	—
33331	Commercial & service industry machinery mfg . . . . .	2 022	27 684	112 248	28	7	2	4	6	3	4	2	—	—
333319	Oth commercial, service industry machinery mfg . . . . .	1 364	18 263	74 400	18	4	1	4	5	1	1	2	—	—
3334	HVAC & commercial refrigeration equipment mfg . . . . .	1 493	17 800	69 631	19	6	1	1	5	2	2	1	1	—
33341	HVAC & commercial refrigeration equipment mfg . . . . .	1 493	17 800	69 631	19	6	1	1	5	2	2	1	1	—
333414	Heating equipment (exc warm air furnaces) mfg . . . . .	120	1 147	4 677	5	1	—	—	2	1	—	—	—	—
333415	AC, warm air htg & commercial refig equip mfg . . . . .	1 286	15 931	62 113	8	2	—	—	1	1	2	1	1	—
3335	Metalworking machinery mfg . . . . .	920	11 960	47 311	55	19	16	6	10	3	1	—	—	—
33351	Metalworking machinery mfg . . . . .	920	11 960	47 311	55	19	16	6	10	3	1	—	—	—
333511	Industrial mold mfg . . . . .	203	2 250	9 401	21	8	8	2	1	—	—	—	—	—
333514	Special die, tool, die set, jig & fixture mfg . . . . .	516	7 474	28 692	20	7	2	3	6	1	1	—	—	—
333518	Other metalworking machinery mfg . . . . .	155	1 808	7 589	4	—	1	—	2	1	—	—	—	—
3336	Engine, turbine & power transmsn equip mfg . . . . .	183	1 910	7 856	7	1	2	—	3	1	—	—	—	—
33361	Engine, turbine & power transmsn equip mfg . . . . .	183	1 910	7 856	7	1	2	—	3	1	—	—	—	—
3339	Other general purpose machinery mfg . . . . .	4 424	59 175	236 880	64	12	12	12	9	8	6	3	2	—
33391	Pump & compressor mfg . . . . .	962	14 182	52 436	8	2	1	1	1	1	—	1	1	—
33392	Material handling equipment mfg . . . . .	248	2 032	9 299	11	2	2	3	3	1	—	—	—	—
33399	All other general purpose machinery mfg . . . . .	3 214	42 961	175 145	45	8	9	8	5	6	6	2	1	—
333993	Packaging machinery mfg . . . . .	656	9 478	36 530	13	2	2	2	3	2	2	—	—	—
333996	Fluid power pump & motor mfg . . . . .	258	2 729	12 031	3	—	—	1	1	1	1	—	—	—
333999	All other general purpose machinery mfg . . . . .	2 008	26 545	111 809	21	5	4	5	—	2	2	2	1	—

See footnotes at end of table.

**Table 6. Counties—Employees, Payroll, and Establishments by Industry: 2003—Con.**

[Excludes most government employees, railroad employees, and self-employed persons. Size class 1 to 4 includes establishments with payroll, but no employees, during mid-March pay period. (D) denotes figures withheld to avoid disclosing data for individual companies; the data are included in broader industry totals. Detailed industries with 100 or more employees are shown if industry was not a (D). For explanation of terms, abbreviations, and data reliability/comparability, see introductory text]

NAICS code	Industry	Number of employees for week including March 12	Payroll (\$1,000)		Total number of establishments	Number of establishments by employment-size class									
			First quarter	Annual		1 to 4	5 to 9	10 to 19	20 to 49	50 to 99	100 to 249	250 to 499	500 to 999	1,000 or more	
<b>HENNEPIN—Con.</b>															
<b>31-33 Manufacturing—Con.</b>															
334	Computer & electronic product mfg . . . . .	20 428	291 480	1 109 431	169	43	22	16	26	22	25	4	6	5	
3341	Computer & peripheral equipment mfg . . . . .	5 387	88 061	325 227	26	8	1	2	3	3	5	1	2	1	
33411	Computer & peripheral equipment mfg . . . . .	5 387	88 061	325 227	26	8	1	2	3	3	5	1	2	1	
334111	Electronic computer mfg . . . . .	313	4 807	19 432	7	1	1	2	—	2	—	—	—	—	
3342	Communications equipment mfg . . . . .	582	9 206	32 223	10	3	1	1	2	—	3	—	—	—	
33421	Telephone apparatus mfg . . . . .	(C)	(D)	(D)	7	3	1	1	1	—	1	—	—	—	
33429	Other communications equipment mfg . . . . .	(E)	(D)	(D)	2	—	—	—	—	—	2	—	—	—	
3343	Audio & video equipment mfg . . . . .	171	1 606	6 771	7	2	1	1	2	1	—	—	—	—	
33431	Audio & video equipment mfg . . . . .	171	1 606	6 771	7	2	1	1	2	1	—	—	—	—	
334310	Audio & video equipment mfg . . . . .	171	1 606	6 771	7	2	1	1	2	1	—	—	—	—	
3344	Semiconductor & oth electronic component mfg . . . . .	3 648	45 256	164 632	47	8	10	5	8	6	7	1	2	—	
33441	Semiconductor & oth electronic component mfg . . . . .	3 648	45 256	164 632	47	8	10	5	8	6	7	1	2	—	
334412	Bare printed circuit board mfg . . . . .	735	8 199	25 404	15	3	4	1	2	2	3	—	—	—	
334413	Semiconductor & related device mfg . . . . .	1 976	26 259	101 383	9	1	1	2	—	1	1	1	2	—	
334418	Printed circuit assembly (electronic assembly) mfg . . . . .	383	4 965	20 453	8	1	3	—	2	1	1	—	—	—	
334419	Other electronic component mfg . . . . .	253	2 026	6 831	9	2	1	1	3	2	—	—	—	—	
3345	Nav, measuring, medical, control instruments mfg . . . . .	9 883	140 859	552 167	65	19	7	5	8	12	6	2	2	4	
33451	Nav, measuring, medical, control instruments mfg . . . . .	9 883	140 859	552 167	65	19	7	5	8	12	6	2	2	4	
334510	Electromedical apparatus mfg . . . . .	4 552	60 762	241 653	28	9	—	1	2	7	5	1	2	1	
334513	Industrial process control mfg . . . . .	457	6 202	24 264	8	3	1	1	2	—	—	1	—	—	
334519	Other measuring & controlling device mfg . . . . .	1 352	21 281	80 936	9	1	2	2	2	—	1	—	—	1	
3346	Mfg & reproducing magnetic & optical media . . . . .	757	6 492	28 411	14	3	2	2	3	—	4	—	—	—	
33461	Mfg & reproducing magnetic & optical media . . . . .	757	6 492	28 411	14	3	2	2	3	—	4	—	—	—	
334612	Prerecorded CD, tape, record reproducing . . . . .	318	2 658	10 451	6	—	1	2	1	—	2	—	—	—	
335	Electrical equip, appliance & component mfg . . . . .	2 234	23 831	98 530	46	11	8	8	6	3	9	1	—	—	
3352	Household appliance mfg . . . . .	(C)	(D)	(D)	1	—	—	—	—	—	1	—	—	—	
33521	Small electrical appliance mfg . . . . .	(C)	(D)	(D)	1	—	—	—	—	—	1	—	—	—	
3353	Electrical equipment mfg . . . . .	1 315	14 787	59 380	29	5	4	7	5	3	5	—	—	—	
33531	Electrical equipment mfg . . . . .	1 315	14 787	59 380	29	5	4	7	5	3	5	—	—	—	
335313	Switchgear & switchboard apparatus mfg . . . . .	300	3 225	13 680	8	1	1	1	4	—	1	—	—	—	
335314	Relay & industrial control mfg . . . . .	772	8 995	35 159	16	4	1	4	1	3	3	—	—	—	
3359	Other electrical equipment & component mfg . . . . .	(F)	(D)	(D)	12	3	3	1	1	—	3	1	—	—	
33593	Wiring device mfg . . . . .	(E)	(D)	(D)	6	1	1	1	1	—	2	—	—	—	
33599	All oth electrical equipment & component mfg . . . . .	(E)	(D)	(D)	4	2	—	—	—	—	1	1	—	—	
336	Transportation equipment mfg . . . . .	828	9 103	36 558	35	13	5	9	3	3	2	—	—	—	
3362	Motor vehicle body & trailer mfg . . . . .	(C)	(D)	(D)	4	1	2	—	—	1	—	—	—	—	
33621	Motor vehicle body & trailer mfg . . . . .	(C)	(D)	(D)	4	1	2	—	—	1	—	—	—	—	
3363	Motor vehicle parts mfg . . . . .	370	3 442	13 910	18	8	2	5	1	1	1	—	—	—	
33632	MV electrical & electronic equipment mfg . . . . .	(C)	(D)	(D)	2	—	—	1	—	—	1	—	—	—	
3364	Aerospace product & parts mfg . . . . .	296	4 037	16 519	7	1	—	3	1	1	1	—	—	—	
33641	Aerospace product & parts mfg . . . . .	296	4 037	16 519	7	1	—	3	1	1	1	—	—	—	
337	Furniture & related product mfg . . . . .	2 482	21 360	89 931	126	51	24	21	19	7	3	1	—	—	
3371	HH & institutional furniture & kitchen cabinet mfg . . . . .	1 203	9 700	41 882	78	39	18	9	9	—	2	1	—	—	
33711	Wood kitchen cabinet & countertop mfg . . . . .	304	2 344	10 550	44	25	11	3	5	—	—	—	—	—	
337110	Wood kitchen cabinet & countertop mfg . . . . .	304	2 344	10 550	44	25	11	3	5	—	—	—	—	—	
33712	Household & institutional furniture mfg . . . . .	899	7 356	31 332	34	14	7	6	4	—	2	1	—	—	
337121	Upholstered household furniture mfg . . . . .	365	2 879	12 467	17	5	5	5	1	—	1	—	—	—	
337127	Institutional furniture mfg . . . . .	442	3 717	15 708	6	2	1	—	1	—	1	1	—	—	
3372	Office furniture (including fixtures) mfg . . . . .	899	9 035	36 745	40	10	6	10	9	5	—	—	—	—	
33721	Office furniture (including fixtures) mfg . . . . .	899	9 035	36 745	40	10	6	10	9	5	—	—	—	—	
337212	Custom architectural woodwork & millwork mfg . . . . .	403	4 186	17 935	18	5	3	4	4	2	—	—	—	—	
337215	Showcase, partition, shelving & locker mfg . . . . .	284	2 531	9 445	15	2	3	5	4	1	—	—	—	—	
3379	Other furniture related product mfg . . . . .	380	2 625	11 304	8	2	—	2	1	2	1	—	—	—	
33791	Mattress mfg . . . . .	(C)	(D)	(D)	4	1	—	1	—	2	—	—	—	—	
33792	Blind & shade mfg . . . . .	(C)	(D)	(D)	4	1	—	1	1	—	1	—	—	—	
339	Miscellaneous mfg . . . . .	8 055	124 312	486 692	237	106	46	25	33	10	11	5	—	1	
3391	Medical equipment & supplies mfg . . . . .	6 233	107 477	414 920	102	37	20	10	16	6	7	5	—	1	
33911	Medical equipment & supplies mfg . . . . .	6 233	107 477	414 920	102	37	20	10	16	6	7	5	—	1	
339112	Surgical & medical instrument mfg . . . . .	4 483	84 399	321 597	30	4	4	4	7	2	4	4	—	1	
339113	Surgical appliance & supplies mfg . . . . .	965	15 538	62 035	16	4	3	2	2	2	2	1	—	—	
339115	Ophthalmic goods mfg . . . . .	156	1 927	6 898	4	—	1	—	2	1	—	—	—	—	
339116	Dental laboratories . . . . .	346	3 291	12 904	44	25	11	4	3	1	—	—	—	—	
3399	Other miscellaneous mfg . . . . .	1 822	16 835	71 772	135	69	26	15	17	4	4	—	—	—	
33991	Jewelry & silverware mfg . . . . .	166	1 254	5 036	22	14	3	2	3	—	—	—	—	—	
33992	Sporting & athletic goods mfg . . . . .	170	1 670	6 866	15	10	2	1	1	1	—	—	—	—	
339920	Sporting & athletic goods mfg . . . . .	170	1 670	6 866	15	10	2	1	1	1	—	—	—	—	
33995	Sign mfg . . . . .	588	6 083	24 963	51	25	8	8	8	2	—	—	—	—	
339950	Sign mfg . . . . .	588	6 083	24 963	51	25	8	8	8	2	—	—	—	—	
33999	All other misc mfg . . . . .	838	7 003	31 968	39	18	8	4	4	1	4	—	—	—	
339991	Gasket, packing & sealing device mfg . . . . .	312	2 743	12 401	4	—	—	—	2	1	1	—	—	—	
339999	All other miscellaneous mfg . . . . .	363	2 670	13 331	28	14	7	4	1	—	—	—	—	—	

See footnotes at end of table.

**Table 6. Counties—Employees, Payroll, and Establishments by Industry: 2003—Con.**

[Excludes most government employees, railroad employees, and self-employed persons. Size class 1 to 4 includes establishments with payroll, but no employees, during mid-March pay period. (D) denotes figures withheld to avoid disclosing data for individual companies; the data are included in broader industry totals. Detailed industries with 100 or more employees are shown if industry was not a (D). For explanation of terms, abbreviations, and data reliability/comparability, see introductory text]

NAICS code	Industry	Number of employees for week including March 12	Payroll (\$1,000)		Total number of establishments	Number of establishments by employment-size class								
			First quarter	Annual		1 to 4	5 to 9	10 to 19	20 to 49	50 to 99	100 to 249	250 to 499	500 to 999	1,000 or more
<b>HENNEPIN—Con.</b>														
<b>42</b>	<b>Wholesale trade</b>	<b>53 109</b>	<b>725 932</b>	<b>2 929 534</b>	<b>3 256</b>	<b>1 675</b>	<b>560</b>	<b>448</b>	<b>351</b>	<b>131</b>	<b>66</b>	<b>20</b>	<b>3</b>	<b>2</b>
423	Merchant Wholesalers, Durable Goods	33 367	468 961	1 850 320	1 835	838	326	278	247	90	42	12	1	1
4231	Motor Vehicle and Motor Vehicle Parts and Supplies Merchant Wholesalers	2 906	38 892	146 286	138	61	24	17	26	5	3	2	-	-
42311	Automobile and Other Motor Vehicle Merchant Wholesalers	1 192	20 991	74 114	28	17	1	-	5	2	1	2	-	-
423110	Automobile and Other Motor Vehicle Merchant Wholesalers	1 192	20 991	74 114	28	17	1	-	5	2	1	2	-	-
42312	Motor Vehicle Supplies and New Parts Merchant Wholesalers	1 569	16 449	66 451	91	34	19	15	18	3	2	-	-	-
423120	Motor Vehicle Supplies and New Parts Merchant Wholesalers	1 569	16 449	66 451	91	34	19	15	18	3	2	-	-	-
42313	Tire and Tube Merchant Wholesalers	(C)	(D)	(D)	15	7	4	2	2	-	-	-	-	-
4232	Furniture and Home Furnishing Merchant Wholesalers	1 257	13 425	56 359	107	63	19	11	5	6	3	-	-	-
42321	Furniture Merchant Wholesalers	730	8 113	32 896	57	34	12	3	2	4	2	-	-	-
423210	Furniture Merchant Wholesalers	730	8 113	32 896	57	34	12	3	2	4	2	-	-	-
42322	Home Furnishing Merchant Wholesalers	527	5 312	23 463	50	29	7	8	3	2	1	-	-	-
423220	Home Furnishing Merchant Wholesalers	527	5 312	23 463	50	29	7	8	3	2	1	-	-	-
4233	Lumber and Other Construction Materials Merchant Wholesalers	1 721	23 119	91 560	99	38	8	26	20	4	3	-	-	-
42331	Lumber, Plywood, Millwork, and Wood Panel Merchant Wholesalers	1 048	13 667	53 970	54	22	2	12	14	2	2	-	-	-
423310	Lumber, Plywood, Millwork, and Wood Panel Merchant Wholesalers	1 048	13 667	53 970	54	22	2	12	14	2	2	-	-	-
42332	Brick, Stone, and Related Construction Material Merchant Wholesalers	145	1 732	7 899	10	3	3	2	1	1	-	-	-	-
423320	Brick, Stone, and Related Construction Material Merchant Wholesalers	145	1 732	7 899	10	3	3	2	1	1	-	-	-	-
42333	Roofing, Siding, and Insulation Material Merchant Wholesalers	423	4 241	19 533	21	5	2	8	4	1	1	-	-	-
423330	Roofing, Siding, and Insulation Material Merchant Wholesalers	423	4 241	19 533	21	5	2	8	4	1	1	-	-	-
42339	Other Construction Material Merchant Wholesalers	105	3 479	10 158	14	8	1	4	1	-	-	-	-	-
423390	Other Construction Material Merchant Wholesalers	105	3 479	10 158	14	8	1	4	1	-	-	-	-	-
4234	Professional and Commercial Equipment and Supplies Merchant Wholesalers	11 792	183 172	703 847	421	170	86	60	60	20	14	9	1	1
42341	Photographic Equipment and Supplies Merchant Wholesalers	(C)	(D)	(D)	12	4	2	3	3	-	-	-	-	-
42342	Office Equipment Merchant Wholesalers	2 062	24 453	99 487	41	16	5	5	7	3	1	4	-	-
423420	Office Equipment Merchant Wholesalers	2 062	24 453	99 487	41	16	5	5	7	3	1	4	-	-
42343	Computer and Computer Peripheral Equipment and Software Merchant Wholesalers	5 270	99 571	364 608	199	81	41	30	28	11	4	3	-	1
423430	Computer and Computer Peripheral Equipment and Software Merchant Wholesalers	5 270	99 571	364 608	199	81	41	30	28	11	4	3	-	1
42344	Other Commercial Equipment Merchant Wholesalers	643	7 673	31 096	41	12	11	6	8	3	1	-	-	-
423440	Other Commercial Equipment Merchant Wholesalers	643	7 673	31 096	41	12	11	6	8	3	1	-	-	-
42345	Medical, Dental, and Hospital Equipment and Supplies Merchant Wholesalers	(H)	(D)	(D)	82	37	16	10	9	2	5	2	1	-
42346	Ophthalmic Goods Merchant Wholesalers	582	4 978	18 705	18	8	5	2	-	3	-	-	-	-
423460	Ophthalmic Goods Merchant Wholesalers	582	4 978	18 705	18	8	5	2	-	3	-	-	-	-
42349	Other Professional Equipment and Supplies Merchant Wholesalers	311	4 156	16 927	28	12	6	4	5	1	-	-	-	-
423490	Other Professional Equipment and Supplies Merchant Wholesalers	311	4 156	16 927	28	12	6	4	5	1	-	-	-	-
4235	Metal and Mineral (except Petroleum) Merchant Wholesalers	870	9 944	41 248	56	22	13	11	3	6	1	-	-	-
42351	Metal Service Centers and Other Metal Merchant Wholesalers	856	9 684	39 399	52	19	13	10	3	6	1	-	-	-
423510	Metal Service Centers and Other Metal Merchant Wholesalers	856	9 684	39 399	52	19	13	10	3	6	1	-	-	-
4236	Electrical and Electronic Goods Merchant Wholesalers	5 010	78 314	312 419	278	124	51	36	38	20	9	-	-	-
42361	Electrical Apparatus and Equipment, Wiring Supplies, and Related Equipment	2 236	30 519	116 032	104	48	15	11	17	8	5	-	-	-
423610	Electrical Apparatus and Equipment, Wiring Supplies, and Related Equipment	2 236	30 519	116 032	104	48	15	11	17	8	5	-	-	-
42362	Electrical and Electronic Appliance, Television, and Radio Set Merchant Wholesalers	390	4 840	20 162	22	8	3	7	2	1	1	-	-	-
423620	Electrical and Electronic Appliance, Television, and Radio Set Merchant Wholesalers	390	4 840	20 162	22	8	3	7	2	1	1	-	-	-
42369	Other Electronic Parts and Equipment Merchant Wholesalers	2 384	42 955	176 225	152	68	33	18	19	11	3	-	-	-
423690	Other Electronic Parts and Equipment Merchant Wholesalers	2 384	42 955	176 225	152	68	33	18	19	11	3	-	-	-
4237	Hardware, and Plumbing and Heating Equipment and Supplies Merchant Wholesalers	2 067	25 097	101 549	131	53	28	23	16	8	3	-	-	-
42371	Hardware Merchant Wholesalers	915	10 126	40 017	52	21	11	8	7	3	2	-	-	-
423710	Hardware Merchant Wholesalers	915	10 126	40 017	52	21	11	8	7	3	2	-	-	-
42372	Plumbing and Heating Equipment and Supplies (Hydronics) Merchant Wholesalers	654	8 549	34 721	39	15	8	9	3	3	1	-	-	-
423720	Plumbing and Heating Equipment and Supplies (Hydronics) Merchant Wholesalers	654	8 549	34 721	39	15	8	9	3	3	1	-	-	-
42373	Warm Air Heating and Air-Conditioning Equipment and Supplies Merchant Wholesalers	438	5 428	23 462	34	16	6	5	5	2	-	-	-	-
423730	Warm Air Heating and Air-Conditioning Equipment and Supplies Merchant Wholesalers	438	5 428	23 462	34	16	6	5	5	2	-	-	-	-

See footnotes at end of table.

**Table 6. Counties—Employees, Payroll, and Establishments by Industry: 2003—Con.**

[Excludes most government employees, railroad employees, and self-employed persons. Size class 1 to 4 includes establishments with payroll, but no employees, during mid-March pay period. (D) denotes figures withheld to avoid disclosing data for individual companies; the data are included in broader industry totals. Detailed industries with 100 or more employees are shown if industry was not a (D). For explanation of terms, abbreviations, and data reliability/comparability, see introductory text]

NAICS code	Industry	Number of employees for week including March 12	Payroll (\$1,000)		Total number of establishments	Number of establishments by employment-size class										
			First quarter	Annual		1 to 4	5 to 9	10 to 19	20 to 49	50 to 99	100 to 249	250 to 499	500 to 999	1,000 or more		
<b>42</b>	<b>HENNEPIN—Con.</b>															
	<b>Wholesale trade—Con.</b>															
423	Merchant Wholesalers, Durable Goods—Con.															
4238	Machinery, Equipment, and Supplies Merchant Wholesalers	5 379	70 373	282 144	363	163	61	67	51	15	5	1	—	—	—	—
42381	Construction and Mining (except Oil Well) Machinery and Equipment Mercha	575	10 038	36 306	17	7	3	2	4	—	—	1	—	—	—	—
423810	Construction and Mining (except Oil Well) Machinery and Equipment Mercha	575	10 038	36 306	17	7	3	2	4	—	—	1	—	—	—	—
42382	Farm and Garden Machinery and Equipment Merchant Wholesalers	595	8 384	32 262	20	8	3	2	2	3	2	—	—	—	—	—
423820	Farm and Garden Machinery and Equipment Merchant Wholesalers	595	8 384	32 262	20	8	3	2	2	3	2	—	—	—	—	—
42383	Industrial Machinery and Equipment Merchant Wholesalers	2 544	32 176	133 205	214	100	34	45	26	7	2	—	—	—	—	—
423830	Industrial Machinery and Equipment Merchant Wholesalers	2 544	32 176	133 205	214	100	34	45	26	7	2	—	—	—	—	—
42384	Industrial Supplies Merchant Wholesalers	914	10 142	43 081	69	28	15	13	10	3	—	—	—	—	—	—
423840	Industrial Supplies Merchant Wholesalers	914	10 142	43 081	69	28	15	13	10	3	—	—	—	—	—	—
42385	Service Establishment Equipment and Supplies Merchant Wholesalers	649	8 738	33 745	34	13	6	5	8	1	1	—	—	—	—	—
423850	Service Establishment Equipment and Supplies Merchant Wholesalers	649	8 738	33 745	34	13	6	5	8	1	1	—	—	—	—	—
42386	Transportation Equipment and Supplies (except Motor Vehicle) Merchant Wh	102	895	3 545	9	7	—	—	1	1	—	—	—	—	—	—
423860	Transportation Equipment and Supplies (except Motor Vehicle) Merchant Wh	102	895	3 545	9	7	—	—	1	1	—	—	—	—	—	—
4239	Miscellaneous Durable Goods Merchant Wholesalers	2 365	26 625	114 908	242	144	36	27	28	6	1	—	—	—	—	—
42391	Sporting and Recreational Goods and Supplies Merchant Wholesalers	685	6 663	31 229	61	36	8	10	5	1	1	—	—	—	—	—
423910	Sporting and Recreational Goods and Supplies Merchant Wholesalers	685	6 663	31 229	61	36	8	10	5	1	1	—	—	—	—	—
42392	Toy and Hobby Goods and Supplies Merchant Wholesalers	232	3 043	10 308	16	6	4	2	3	1	—	—	—	—	—	—
423920	Toy and Hobby Goods and Supplies Merchant Wholesalers	232	3 043	10 308	16	6	4	2	3	1	—	—	—	—	—	—
42393	Recyclable Material Merchant Wholesalers	365	3 941	16 702	31	15	5	5	4	2	—	—	—	—	—	—
423930	Recyclable Material Merchant Wholesalers	365	3 941	16 702	31	15	5	5	4	2	—	—	—	—	—	—
42394	Jewelry, Watch, Precious Stone, and Precious Metal Merchant Wholesalers	235	2 555	12 451	37	25	4	5	3	—	—	—	—	—	—	—
423940	Jewelry, Watch, Precious Stone, and Precious Metal Merchant Wholesalers	235	2 555	12 451	37	25	4	5	3	—	—	—	—	—	—	—
42399	Other Miscellaneous Durable Goods Merchant Wholesalers	848	10 423	44 218	97	62	15	5	13	2	—	—	—	—	—	—
423990	Other Miscellaneous Durable Goods Merchant Wholesalers	848	10 423	44 218	97	62	15	5	13	2	—	—	—	—	—	—
424	Merchant Wholesalers, Nondurable Goods	15 640	196 527	831 272	755	361	136	103	86	37	22	8	1	—	—	1
4241	Paper and Paper Product Merchant Wholesalers	1 383	18 408	73 413	97	50	17	13	11	3	3	—	—	—	—	—
42411	Printing and Writing Paper Merchant Wholesalers	526	8 518	35 151	18	7	4	1	3	1	2	—	—	—	—	—
424110	Printing and Writing Paper Merchant Wholesalers	526	8 518	35 151	18	7	4	1	3	1	2	—	—	—	—	—
42412	Stationery and Office Supplies Merchant Wholesalers	610	6 738	25 834	51	27	10	7	4	2	1	—	—	—	—	—
424120	Stationery and Office Supplies Merchant Wholesalers	610	6 738	25 834	51	27	10	7	4	2	1	—	—	—	—	—
42413	Industrial and Personal Service Paper Merchant Wholesalers	247	3 152	12 428	28	16	3	5	4	—	—	—	—	—	—	—
424130	Industrial and Personal Service Paper Merchant Wholesalers	247	3 152	12 428	28	16	3	5	4	—	—	—	—	—	—	—
4242	Drugs and Druggists' Sundries Merchant Wholesalers	1 401	27 795	124 491	28	9	2	4	5	2	5	1	—	—	—	—
42421	Drugs and Druggists' Sundries Merchant Wholesalers	1 401	27 795	124 491	28	9	2	4	5	2	5	1	—	—	—	—
424210	Drugs and Druggists' Sundries Merchant Wholesalers	1 401	27 795	124 491	28	9	2	4	5	2	5	1	—	—	—	—
4243	Apparel, Piece Goods, and Notions Merchant Wholesalers	976	10 690	48 016	89	52	18	8	6	3	2	—	—	—	—	—
42431	Piece Goods, Notions, and Other Dry Goods Merchant Wholesalers	196	2 036	9 256	21	8	7	2	4	—	—	—	—	—	—	—
424310	Piece Goods, Notions, and Other Dry Goods Merchant Wholesalers	196	2 036	9 256	21	8	7	2	4	—	—	—	—	—	—	—
42432	Men's and Boys' Clothing and Furnishings Merchant Wholesalers	395	3 530	16 104	36	22	7	3	1	2	1	—	—	—	—	—
424320	Men's and Boys' Clothing and Furnishings Merchant Wholesalers	395	3 530	16 104	36	22	7	3	1	2	1	—	—	—	—	—
42433	Women's, Children's, and Infants' Clothing and Accessories Merchant Whol	332	4 568	19 463	26	17	4	3	—	1	1	—	—	—	—	—
424330	Women's, Children's, and Infants' Clothing and Accessories Merchant Whol	332	4 568	19 463	26	17	4	3	—	1	1	—	—	—	—	—
4244	Grocery and Related Product Wholesalers	5 633	57 793	268 655	186	79	34	25	25	13	5	4	—	—	—	1
42441	General Line Grocery Merchant Wholesalers	2 487	27 075	127 676	15	6	1	2	1	—	1	3	—	—	—	1
424410	General Line Grocery Merchant Wholesalers	2 487	27 075	127 676	15	6	1	2	1	—	1	3	—	—	—	1
42442	Packaged Frozen Food Merchant Wholesalers	691	6 821	32 231	32	15	6	2	6	2	—	1	—	—	—	—
424420	Packaged Frozen Food Merchant Wholesalers	691	6 821	32 231	32	15	6	2	6	2	—	1	—	—	—	—
42445	Confectionery Merchant Wholesalers	366	2 263	10 866	15	5	3	3	1	2	1	—	—	—	—	—
424450	Confectionery Merchant Wholesalers	366	2 263	10 866	15	5	3	3	1	2	1	—	—	—	—	—
42446	Fish and Seafood Merchant Wholesalers	120	1 287	4 931	6	2	1	1	1	1	—	—	—	—	—	—
424460	Fish and Seafood Merchant Wholesalers	120	1 287	4 931	6	2	1	1	1	1	—	—	—	—	—	—
42447	Meat and Meat Product Merchant Wholesalers	232	2 194	9 657	16	6	2	2	6	—	—	—	—	—	—	—

See footnotes at end of table.

**Table 6. Counties—Employees, Payroll, and Establishments by Industry: 2003—Con.**

[Excludes most government employees, railroad employees, and self-employed persons. Size class 1 to 4 includes establishments with payroll, but no employees, during mid-March pay period. (D) denotes figures withheld to avoid disclosing data for individual companies; the data are included in broader industry totals. Detailed industries with 100 or more employees are shown if industry was not a (D). For explanation of terms, abbreviations, and data reliability/comparability, see introductory text]

NAICS code	Industry	Number of employees for week including March 12	Payroll (\$1,000)		Total number of establishments	Number of establishments by employment-size class									
			First quarter	Annual		1 to 4	5 to 9	10 to 19	20 to 49	50 to 99	100 to 249	250 to 499	500 to 999	1,000 or more	
<b>HENNEPIN—Con.</b>															
<b>42 Wholesale trade—Con.</b>															
424	Merchant Wholesalers, Nondurable Goods—Con.														
4244	Grocery and Related Product Wholesalers—Con.														
42447	Meat and Meat Product Merchant Wholesalers—Con.														
424470	Meat and Meat Product Merchant Wholesalers.....	232	2 194	9 657	16	6	2	2	6	—	—	—	—	—	
42448	Fresh Fruit and Vegetable Merchant Wholesalers.....	750	6 132	32 897	26	11	5	3	1	4	2	—	—	—	
424480	Fresh Fruit and Vegetable Merchant Wholesalers.....	750	6 132	32 897	26	11	5	3	1	4	2	—	—	—	
42449	Other Grocery and Related Products Merchant Wholesalers.....	909	11 067	45 810	65	29	13	9	9	4	1	—	—	—	
424490	Other Grocery and Related Products Merchant Wholesalers.....	909	11 067	45 810	65	29	13	9	9	4	1	—	—	—	
4245	Farm Product Raw Material Merchant Wholesalers.....	667	14 429	49 670	24	7	5	7	2	1	1	1	—	—	
42451	Grain and Field Bean Merchant Wholesalers.....	579	14 209	48 828	21	5	5	7	2	—	1	1	—	—	
424510	Grain and Field Bean Merchant Wholesalers.....	579	14 209	48 828	21	5	5	7	2	—	1	1	—	—	
4246	Chemical and Allied Products Merchant Wholesalers.....	1 350	16 051	70 876	86	39	14	15	14	2	1	1	—	—	
42461	Plastics Materials and Basic Forms and Shapes Merchant Wholesalers.....	502	6 117	27 992	32	14	6	2	8	2	—	—	—	—	
424610	Plastics Materials and Basic Forms and Shapes Merchant Wholesalers.....	502	6 117	27 992	32	14	6	2	8	2	—	—	—	—	
42469	Other Chemical and Allied Products Merchant Wholesalers.....	848	9 934	42 884	54	25	8	13	6	—	1	1	—	—	
424690	Other Chemical and Allied Products Merchant Wholesalers.....	848	9 934	42 884	54	25	8	13	6	—	1	1	—	—	
4247	Petroleum and Petroleum Products Merchant Wholesalers.....	281	3 786	14 296	18	7	5	2	2	1	1	—	—	—	
42471	Petroleum Bulk Stations and Terminals.....	165	1 906	7 647	8	3	3	—	1	—	1	—	—	—	
424710	Petroleum Bulk Stations and Terminals.....	165	1 906	7 647	8	3	3	—	1	—	1	—	—	—	
42472	Petroleum and Petroleum Products Merchant Wholesalers (except Bulk Stations).....	116	1 880	6 649	10	4	2	2	1	1	—	—	—	—	
424720	Petroleum and Petroleum Products Merchant Wholesalers (except Bulk Stations).....	116	1 880	6 649	10	4	2	2	1	1	—	—	—	—	
4248	Beer, Wine, and Distilled Alcoholic Beverage Merchant Wholesalers.....	490	5 671	22 219	21	7	3	3	6	1	1	—	—	—	
42481	Beer and Ale Merchant Wholesalers.....	170	1 658	7 489	4	1	—	—	2	1	—	—	—	—	
424810	Beer and Ale Merchant Wholesalers.....	170	1 658	7 489	4	1	—	—	2	1	—	—	—	—	
42482	Wine and Distilled Alcoholic Beverage Merchant Wholesalers.....	320	4 013	14 730	17	6	3	3	4	—	1	—	—	—	
424820	Wine and Distilled Alcoholic Beverage Merchant Wholesalers.....	320	4 013	14 730	17	6	3	3	4	—	1	—	—	—	
4249	Miscellaneous Nondurable Goods Merchant Wholesalers.....	3 459	41 904	159 636	206	111	38	26	15	11	3	1	1	—	
42491	Farm Supplies Merchant Wholesalers.....	218	4 041	14 346	22	12	6	1	2	1	—	—	—	—	
424910	Farm Supplies Merchant Wholesalers.....	218	4 041	14 346	22	12	6	1	2	1	—	—	—	—	
42492	Book, Periodical, and Newspaper Merchant Wholesalers.....	701	5 593	22 741	41	23	5	6	2	4	1	—	—	—	
424920	Book, Periodical, and Newspaper Merchant Wholesalers.....	701	5 593	22 741	41	23	5	6	2	4	1	—	—	—	
42493	Flower, Nursery Stock, and Florists' Supplies Merchant Wholesalers.....	449	2 934	12 572	18	7	2	3	4	1	1	—	—	—	
424930	Flower, Nursery Stock, and Florists' Supplies Merchant Wholesalers.....	449	2 934	12 572	18	7	2	3	4	1	1	—	—	—	
42494	Tobacco and Tobacco Product Merchant Wholesalers.....	491	4 747	15 475	6	2	—	1	—	2	—	1	—	—	
424940	Tobacco and Tobacco Product Merchant Wholesalers.....	491	4 747	15 475	6	2	—	1	—	2	—	1	—	—	
42495	Paint, Varnish, and Supplies Merchant Wholesalers.....	741	13 410	53 337	11	4	2	2	2	—	—	—	1	—	
424950	Paint, Varnish, and Supplies Merchant Wholesalers.....	741	13 410	53 337	11	4	2	2	2	—	—	—	1	—	
42499	Other Miscellaneous Nondurable Goods Merchant Wholesalers.....	859	11 179	41 165	108	63	23	13	5	3	1	—	—	—	
424990	Other Miscellaneous Nondurable Goods Merchant Wholesalers.....	859	11 179	41 165	108	63	23	13	5	3	1	—	—	—	
425	Wholesale Electronic Markets and Agents and Brokers.....	4 102	60 444	247 942	666	476	98	67	18	4	2	—	1	—	
4251	Wholesale Electronic Markets and Agents and Brokers.....	4 102	60 444	247 942	666	476	98	67	18	4	2	—	1	—	
42512	Wholesale Trade Agents and Brokers.....	(H)	(D)	(D)	664	475	98	66	18	4	2	—	1	—	
<b>44-45</b>	<b>Retail trade.....</b>	<b>83 032</b>	<b>524 118</b>	<b>2 229 044</b>	<b>4 572</b>	<b>1 795</b>	<b>1 144</b>	<b>803</b>	<b>492</b>	<b>186</b>	<b>120</b>	<b>25</b>	<b>6</b>	<b>1</b>	
441	Motor vehicle & parts dealers.....	7 618	70 228	314 123	327	112	74	69	19	28	24	1	—	—	
4411	Automobile dealers.....	5 685	56 167	253 737	126	53	8	7	8	25	24	1	—	—	
44111	New car dealers.....	5 577	55 161	249 189	76	12	1	5	8	25	24	1	—	—	
441110	New car dealers.....	5 577	55 161	249 189	76	12	1	5	8	25	24	1	—	—	
44112	Used car dealers.....	108	1 006	4 548	50	41	7	2	—	—	—	—	—	—	
441120	Used car dealers.....	108	1 006	4 548	50	41	7	2	—	—	—	—	—	—	
4412	Other motor vehicle dealers.....	452	3 298	15 471	46	19	8	13	6	—	—	—	—	—	
44122	Motorcycle and boat & other MV dealers.....	396	2 829	13 325	41	19	7	9	6	—	—	—	—	—	
441221	Motorcycle dealers.....	163	1 077	4 916	9	1	2	3	3	—	—	—	—	—	
441222	Boat dealers.....	178	1 425	6 831	25	12	5	6	2	—	—	—	—	—	
4413	Automotive parts, accessories & tire stores.....	1 481	10 763	44 915	155	40	58	49	5	3	—	—	—	—	
44131	Automotive parts, accessories & tire stores.....	878	5 729	23 021	99	30	46	18	2	3	—	—	—	—	
441310	Automotive parts, accessories & tire stores.....	878	5 729	23 021	99	30	46	18	2	3	—	—	—	—	
44132	Tire dealers.....	603	5 034	21 894	56	10	12	31	3	—	—	—	—	—	
441320	Tire dealers.....	603	5 034	21 894	56	10	12	31	3	—	—	—	—	—	

See footnotes at end of table.

**Table 6. Counties—Employees, Payroll, and Establishments by Industry: 2003—Con.**

[Excludes most government employees, railroad employees, and self-employed persons. Size class 1 to 4 includes establishments with payroll, but no employees, during mid-March pay period. (D) denotes figures withheld to avoid disclosing data for individual companies; the data are included in broader industry totals. Detailed industries with 100 or more employees are shown if industry was not a (D). For explanation of terms, abbreviations, and data reliability/comparability, see introductory text]

NAICS code	Industry	Number of employees for week including March 12	Payroll (\$1,000)		Total number of establishments	Number of establishments by employment-size class								
			First quarter	Annual		1 to 4	5 to 9	10 to 19	20 to 49	50 to 99	100 to 249	250 to 499	500 to 999	1,000 or more
<b>HENNEPIN—Con.</b>														
<b>44-45 Retail trade—Con.</b>														
442	Furniture & home furnishings stores .....	3 417	20 218	86 118	340	177	65	42	46	8	2	—	—	—
4421	Furniture stores .....	1 304	9 479	39 114	119	58	18	23	16	3	1	—	—	—
44211	Furniture stores .....	1 304	9 479	39 114	119	58	18	23	16	3	1	—	—	—
442110	Furniture stores .....	1 304	9 479	39 114	119	58	18	23	16	3	1	—	—	—
4422	Home furnishings stores .....	2 113	10 739	47 004	221	119	47	19	30	5	1	—	—	—
44221	Floor covering stores .....	582	5 213	23 810	75	47	17	3	5	3	—	—	—	—
442210	Floor covering stores .....	582	5 213	23 810	75	47	17	3	5	3	—	—	—	—
44229	Other home furnishings stores .....	1 531	5 526	23 194	146	72	30	16	25	2	1	—	—	—
442299	All other home furnishings stores .....	1 474	5 178	21 947	137	67	28	15	24	2	1	—	—	—
443	Electronics & appliance stores .....	6 904	94 623	445 456	227	83	79	30	15	15	4	—	—	1
4431	Electronics & appliance stores .....	6 904	94 623	445 456	227	83	79	30	15	15	4	—	—	1
44311	Appliance, TV & all other electronics stores ..	5 853	87 781	416 041	131	51	43	13	9	10	4	—	—	1
44312	Computer & software stores .....	6 255	4 477	19 391	61	26	20	8	3	4	—	—	—	—
443120	Computer & software stores .....	6 255	4 477	19 391	61	26	20	8	3	4	—	—	—	—
44313	Camera & photographic supplies stores .....	426	2 365	10 024	35	6	16	9	3	1	—	—	—	—
443130	Camera & photographic supplies stores .....	426	2 365	10 024	35	6	16	9	3	1	—	—	—	—
444	Bldg material & garden equip & supp dealers .....	5 423	40 588	169 648	297	114	66	54	42	11	7	3	—	—
4441	Building material & supplies dealers .....	4 914	38 449	157 742	246	89	57	47	32	11	7	3	—	—
44411	Home centers .....	(G)	(D)	(D)	16	5	—	—	—	2	7	2	—	—
44412	Paint & wallpaper stores .....	(E)	(D)	(D)	37	15	13	7	2	—	—	—	—	—
44413	Hardware stores .....	843	3 851	16 714	66	16	17	18	14	1	—	—	—	—
444130	Hardware stores .....	843	3 851	16 714	66	16	17	18	14	1	—	—	—	—
44419	Other building material dealers .....	1 932	20 651	89 389	127	53	27	22	16	8	—	1	—	—
444190	Other building material dealers .....	1 932	20 651	89 389	127	53	27	22	16	8	—	1	—	—
4442	Lawn & garden equip & supplies stores .....	509	2 139	11 906	51	25	9	7	10	—	—	—	—	—
44421	Outdoor power equipment stores .....	103	717	3 407	11	5	3	2	1	—	—	—	—	—
444210	Outdoor power equipment stores .....	103	717	3 407	11	5	3	2	1	—	—	—	—	—
44422	Nursery & garden centers .....	406	1 422	8 499	40	20	6	5	9	—	—	—	—	—
444220	Nursery & garden centers .....	406	1 422	8 499	40	20	6	5	9	—	—	—	—	—
445	Food & beverage stores .....	12 042	57 723	231 980	585	260	129	82	53	22	36	3	—	—
4451	Grocery stores .....	10 013	49 700	199 180	321	157	45	24	35	21	36	3	—	—
44511	Grocery (except convenience) stores .....	9 681	48 762	194 470	225	87	26	18	34	21	36	3	—	—
445110	Grocery (except convenience) stores .....	9 681	48 762	194 470	225	87	26	18	34	21	36	3	—	—
44512	Convenience stores .....	332	938	4 710	96	70	19	6	1	—	—	—	—	—
445120	Convenience stores .....	332	938	4 710	96	70	19	6	1	—	—	—	—	—
4452	Specialty food stores .....	557	2 152	9 075	111	62	32	14	3	—	—	—	—	—
44521	Meat markets .....	239	1 005	4 476	29	10	9	8	2	—	—	—	—	—
445210	Meat markets .....	239	1 005	4 476	29	10	9	8	2	—	—	—	—	—
44529	Other specialty food stores .....	315	1 142	4 444	76	46	23	6	1	—	—	—	—	—
445291	Baked goods stores .....	111	515	2 032	20	11	5	3	1	—	—	—	—	—
445292	Confectionery & nut stores .....	112	294	1 063	26	13	12	1	—	—	—	—	—	—
4453	Beer, wine & liquor stores .....	1 472	5 871	23 725	153	41	52	44	15	1	—	—	—	—
44531	Beer, wine & liquor stores .....	1 472	5 871	23 725	153	41	52	44	15	1	—	—	—	—
445310	Beer, wine & liquor stores .....	1 472	5 871	23 725	153	41	52	44	15	1	—	—	—	—
446	Health & personal care stores .....	4 921	27 139	118 096	348	138	81	44	66	17	1	1	—	—
4461	Health & personal care stores .....	4 921	27 139	118 096	348	138	81	44	66	17	1	1	—	—
44611	Pharmacies & drug stores .....	3 257	19 709	85 163	113	18	9	22	49	13	1	1	—	—
446110	Pharmacies & drug stores .....	3 257	19 709	85 163	113	18	9	22	49	13	1	1	—	—
44612	Cosmetics, beauty supplies & perfume stores .....	685	1 716	7 149	54	12	20	9	10	3	—	—	—	—
446120	Cosmetics, beauty supplies & perfume stores .....	685	1 716	7 149	54	12	20	9	10	3	—	—	—	—
44613	Optical goods stores .....	483	3 030	12 589	92	56	24	8	4	—	—	—	—	—
446130	Optical goods stores .....	483	3 030	12 589	92	56	24	8	4	—	—	—	—	—
44619	Other health & personal care stores .....	496	2 684	13 195	89	52	28	5	3	1	—	—	—	—
446191	Food (health) supplement stores .....	324	1 189	5 131	53	25	24	2	1	1	—	—	—	—
446199	All other health & personal care stores .....	172	1 495	8 064	36	27	4	3	2	—	—	—	—	—
447	Gasoline stations .....	3 565	16 945	68 019	341	64	108	140	26	3	—	—	—	—
4471	Gasoline stations .....	3 565	16 945	68 019	341	64	108	140	26	3	—	—	—	—
44711	Gasoline stations with convenience stores ..	3 045	14 432	57 677	278	37	90	128	20	3	—	—	—	—
447110	Gasoline stations with convenience stores ..	3 045	14 432	57 677	278	37	90	128	20	3	—	—	—	—
44719	Other gasoline stations .....	520	2 513	10 342	63	27	18	12	6	—	—	—	—	—
447190	Other gasoline stations .....	520	2 513	10 342	63	27	18	12	6	—	—	—	—	—
448	Clothing & clothing accessories stores .....	10 494	40 786	166 547	766	250	244	144	80	43	4	—	1	—
4481	Clothing stores .....	8 635	30 489	125 177	487	133	135	105	67	42	4	—	1	—
44811	Men's clothing stores .....	420	2 118	8 554	40	16	7	13	3	—	1	—	—	—
448110	Men's clothing stores .....	420	2 118	8 554	40	16	7	13	3	—	1	—	—	—
44812	Women's clothing stores .....	2 220	7 772	31 913	159	23	58	46	24	8	—	—	—	—
448120	Women's clothing stores .....	2 220	7 772	31 913	159	23	58	46	24	8	—	—	—	—
44813	Children's & infants' clothing stores .....	570	1 674	7 102	44	16	9	11	4	4	—	—	—	—
448130	Children's & infants' clothing stores .....	570	1 674	7 102	44	16	9	11	4	4	—	—	—	—
44814	Family clothing stores .....	4 470	15 062	62 318	132	28	22	24	28	26	3	—	1	—
448140	Family clothing stores .....	4 470	15 062	62 318	132	28	22	24	28	26	3	—	1	—
44815	Clothing accessories stores .....	209	635	3 631	39	17	19	3	—	—	—	—	—	—
448150	Clothing accessories stores .....	209	635	3 631	39	17	19	3	—	—	—	—	—	—
44819	Other clothing stores .....	746	3 228	11 659	73	33	20	8	8	4	—	—	—	—
448190	Other clothing stores .....	746	3 228	11 659	73	33	20	8	8	4	—	—	—	—
4482	Shoe stores .....	868	3 442	14 458	124	41	58	18	7	—	—	—	—	—
44821	Shoe stores .....	868	3 442	14 458	124	41	58	18	7	—	—	—	—	—
448210	Shoe stores .....	868	3 442	14 458	124	41	58	18	7	—	—	—	—	—
4483	Jewelry, luggage & leather goods stores .....	991	6 855	26 912	155	76	51	21	6	1	—	—	—	—
44831	Jewelry stores .....	908	6 506	25 502	140	68	48	17	6	1	—	—	—	—
448310	Jewelry stores .....	908	6 506	25 502	140	68	48	17	6	1	—	—	—	—

See footnotes at end of table.

**Table 6. Counties—Employees, Payroll, and Establishments by Industry: 2003—Con.**

[Excludes most government employees, railroad employees, and self-employed persons. Size class 1 to 4 includes establishments with payroll, but no employees, during mid-March pay period. (D) denotes figures withheld to avoid disclosing data for individual companies; the data are included in broader industry totals. Detailed industries with 100 or more employees are shown if industry was not a (D). For explanation of terms, abbreviations, and data reliability/comparability, see introductory text]

NAICS code	Industry	Number of employees for week including March 12	Payroll (\$1,000)		Total number of establishments	Number of establishments by employment-size class									
			First quarter	Annual		1 to 4	5 to 9	10 to 19	20 to 49	50 to 99	100 to 249	250 to 499	500 to 999	1,000 or more	
<b>HENNEPIN—Con.</b>															
<b>44-45 Retail trade—Con.</b>															
451	Sporting goods, hobby, book & music stores .....	4 804	18 226	77 465	333	122	79	63	47	18	4	-	-	-	
4511	Sporting goods, hobby, musical instrument stores .....	3 504	14 056	60 747	237	87	60	38	36	12	4	-	-	-	
45111	Sporting goods stores .....	1 978	7 844	34 228	125	48	33	18	16	7	3	-	-	-	
451110	Sporting goods stores .....	1 978	7 844	34 228	125	48	33	18	16	7	3	-	-	-	
45112	Hobby, toy & game stores .....	758	2 167	9 490	54	15	15	9	12	3	-	-	-	-	
451120	Hobby, toy & game stores .....	758	2 167	9 490	54	15	15	9	12	3	-	-	-	-	
45113	Sewing, needlework & piece goods stores .....	393	1 252	5 359	30	11	5	7	5	2	-	-	-	-	
451130	Sewing, needlework & piece goods stores .....	393	1 252	5 359	30	11	5	7	5	2	-	-	-	-	
45114	Musical instrument & supplies stores .....	375	2 793	11 670	28	13	7	4	3	-	1	-	-	-	
451140	Musical instrument & supplies stores .....	375	2 793	11 670	28	13	7	4	3	-	1	-	-	-	
4512	Book, periodical & music stores .....	1 300	4 170	16 718	96	35	19	25	11	6	-	-	-	-	
45121	Book stores & news dealers .....	930	2 815	11 473	58	20	12	12	9	5	-	-	-	-	
45122	Prerecorded tape, CD & record stores .....	370	1 355	5 245	38	15	7	13	2	1	-	-	-	-	
451220	Prerecorded tape, CD & record stores .....	370	1 355	5 245	38	15	7	13	2	1	-	-	-	-	
452	General merchandise stores .....	12 674	54 827	224 351	105	23	12	11	5	7	30	14	3	-	
4521	Department stores .....	10 565	46 519	186 855	51	1	1	-	2	7	26	11	3	-	
45211	Department stores .....	10 565	46 519	186 855	51	1	1	-	2	7	26	11	3	-	
452111	Department Stores (except Discount Department Stores) .....	5 452	24 109	96 146	21	-	1	-	1	1	11	4	3	-	
452112	Discount Department Stores .....	5 113	22 410	90 709	30	1	-	-	1	6	15	7	-	-	
4529	Other general merchandise stores .....	2 109	8 308	37 496	54	22	11	11	3	-	4	3	-	-	
45291	Warehouse clubs & superstores .....	1 756	7 221	32 837	8	1	-	-	-	-	4	3	-	-	
452910	Warehouse clubs & superstores .....	1 756	7 221	32 837	8	1	-	-	-	-	4	3	-	-	
45299	All other general merchandise stores .....	353	1 087	4 659	46	21	11	11	3	-	-	-	-	-	
452990	All other general merchandise stores .....	353	1 087	4 659	46	21	11	11	3	-	-	-	-	-	
453	Miscellaneous store retailers .....	5 457	19 985	84 383	595	272	156	97	60	7	3	-	-	-	
4531	Florists .....	836	2 864	12 570	83	31	31	14	3	3	1	-	-	-	
45311	Florists .....	836	2 864	12 570	83	31	31	14	3	3	1	-	-	-	
453110	Florists .....	836	2 864	12 570	83	31	31	14	3	3	1	-	-	-	
4532	Office supplies, stationery & gift stores .....	2 447	9 027	36 506	229	76	66	53	31	2	1	-	-	-	
45321	Office supplies & stationery stores .....	658	3 187	11 851	42	7	14	5	16	-	-	-	-	-	
453210	Office supplies & stationery stores .....	658	3 187	11 851	42	7	14	5	16	-	-	-	-	-	
45322	Gift, novelty & souvenir stores .....	1 789	5 840	24 655	187	69	52	48	15	2	1	-	-	-	
453220	Gift, novelty & souvenir stores .....	1 789	5 840	24 655	187	69	52	48	15	2	1	-	-	-	
4533	Used merchandise stores .....	845	2 790	11 739	78	35	23	8	10	1	1	-	-	-	
45331	Used merchandise stores .....	845	2 790	11 739	78	35	23	8	10	1	1	-	-	-	
453310	Used merchandise stores .....	845	2 790	11 739	78	35	23	8	10	1	1	-	-	-	
4539	Other miscellaneous store retailers .....	1 329	5 304	23 568	205	130	36	22	16	1	-	-	-	-	
45391	Pet & pet supplies stores .....	678	2 185	9 893	42	14	7	7	13	1	-	-	-	-	
453910	Pet & pet supplies stores .....	678	2 185	9 893	42	14	7	7	13	1	-	-	-	-	
45392	Art dealers .....	135	771	3 042	48	36	12	-	-	-	-	-	-	-	
453920	Art dealers .....	135	771	3 042	48	36	12	-	-	-	-	-	-	-	
45399	All other miscellaneous store retailers .....	461	2 062	9 372	110	80	15	12	3	-	-	-	-	-	
453991	Tobacco stores .....	112	452	1 914	31	28	1	1	1	-	-	-	-	-	
453998	All other misc store retailers (exc tobacco) ..	349	1 610	7 458	79	52	14	11	2	-	-	-	-	-	
454	Nonstore retailers .....	5 713	62 830	242 858	308	180	51	27	33	7	5	3	2	-	
4541	Electronic shopping & mail-order houses .....	4 123	50 412	196 653	147	79	29	16	12	2	4	3	2	-	
45411	Electronic shopping & mail-order houses .....	4 123	50 412	196 653	147	79	29	16	12	2	4	3	2	-	
454111	Electronic Shopping .....	960	9 938	42 943	70	43	17	5	3	-	1	1	-	-	
454113	Mail-Order Houses .....	3 163	40 474	153 710	77	36	12	11	9	2	3	2	2	-	
4542	Vending machine operators .....	474	3 762	13 623	30	19	2	1	6	1	1	-	-	-	
45421	Vending machine operators .....	474	3 762	13 623	30	19	2	1	6	1	1	-	-	-	
454210	Vending machine operators .....	474	3 762	13 623	30	19	2	1	6	1	1	-	-	-	
4543	Direct selling establishments .....	1 116	8 656	32 582	131	82	20	10	15	4	-	-	-	-	
45439	Other direct selling establishments .....	(G)	(D)	(D)	128	80	20	10	14	4	-	-	-	-	
<b>48-49 Transportation &amp; warehousing .....</b>															
481	Air transportation .....	19 652	273 934	1 009 269	26	9	4	2	4	1	3	-	1	2	
4811	Scheduled air transportation .....	(J)	(D)	(D)	16	3	3	2	3	1	2	-	-	2	
48111	Scheduled air transportation .....	(J)	(D)	(D)	16	3	3	2	3	1	2	-	-	2	
4812	Nonscheduled air transportation .....	(G)	(D)	(D)	10	6	1	-	1	-	1	-	1	-	
48121	Nonscheduled air transportation .....	(G)	(D)	(D)	10	6	1	-	1	-	1	-	1	-	
484	Truck transportation .....	2 532	21 591	90 467	215	135	27	24	20	6	2	-	1	-	
4841	General freight trucking .....	1 637	14 494	59 301	127	76	17	15	15	2	1	-	1	-	
48411	General freight trucking, local .....	550	4 089	18 961	68	40	11	7	9	1	-	-	-	-	
484110	General freight trucking, local .....	550	4 089	18 961	68	40	11	7	9	1	-	-	-	-	
48412	General freight trucking, long-distance .....	1 087	10 405	40 340	59	36	6	8	6	1	1	-	1	-	
484121	General freight trucking, long-distance, TL ..	1 000	9 853	37 888	51	31	5	7	6	-	1	-	1	-	
4842	Specialized freight trucking .....	895	7 097	31 166	88	59	10	9	5	4	1	-	-	-	
48421	Used household & office goods moving .....	583	4 903	20 981	31	15	3	7	2	3	1	-	-	-	
484210	Used household & office goods moving .....	583	4 903	20 981	31	15	3	7	2	3	1	-	-	-	
48422	Specialized freight (exc used) trucking, local ..	133	820	4 531	44	36	5	2	1	-	-	-	-	-	
484220	Specialized freight (exc used) trucking, local ..	133	820	4 531	44	36	5	2	1	-	-	-	-	-	
48423	Specialized freight (exc used) trucking, LDist ..	179	1 374	5 654	13	8	2	-	2	1	-	-	-	-	
484230	Specialized freight (exc used) trucking, LDist ..	179	1 374	5 654	13	8	2	-	2	1	-	-	-	-	

See footnotes at end of table.

**Table 6. Counties—Employees, Payroll, and Establishments by Industry: 2003—Con.**

[Excludes most government employees, railroad employees, and self-employed persons. Size class 1 to 4 includes establishments with payroll, but no employees, during mid-March pay period. (D) denotes figures withheld to avoid disclosing data for individual companies; the data are included in broader industry totals. Detailed industries with 100 or more employees are shown if industry was not a (D). For explanation of terms, abbreviations, and data reliability/comparability, see introductory text]

NAICS code	Industry	Number of employees for week including March 12	Payroll (\$1,000)		Total number of establishments	Number of establishments by employment-size class								
			First quarter	Annual		1 to 4	5 to 9	10 to 19	20 to 49	50 to 99	100 to 249	250 to 499	500 to 999	1,000 or more
<b>HENNEPIN—Con.</b>														
<b>48-49 Transportation &amp; warehousing—Con.</b>														
485	Transit & ground passenger transportation .....	2 659	13 361	53 346	82	26	15	10	14	9	7	1	-	-
4851	Urban transit systems .....	(C)	(D)	(D)	3	1	-	-	1	-	1	-	-	-
48511	Urban transit systems .....	(C)	(D)	(D)	3	1	-	-	1	-	1	-	-	-
4852	Interurban & rural bus transportation .....	(C)	(D)	(D)	3	1	-	-	-	2	-	-	-	-
48521	Interurban & rural bus transportation .....	(C)	(D)	(D)	3	1	-	-	-	2	-	-	-	-
4853	Taxi & limousine service .....	418	1 922	7 722	30	15	7	2	3	2	1	-	-	-
48531	Taxi service .....	157	859	3 278	10	4	2	-	3	1	-	-	-	-
485310	Taxi service .....	157	859	3 278	10	4	2	-	3	1	-	-	-	-
48532	Limousine service .....	261	1 063	4 444	20	11	5	2	-	1	1	-	-	-
485320	Limousine service .....	261	1 063	4 444	20	11	5	2	-	1	1	-	-	-
4854	School & employee bus transportation .....	1 349	5 873	24 214	17	-	1	1	5	5	5	-	-	-
48541	School & employee bus transportation .....	1 349	5 873	24 214	17	-	1	1	5	5	5	-	-	-
485410	School & employee bus transportation .....	1 349	5 873	24 214	17	-	1	1	5	5	5	-	-	-
4859	Oth transit & ground passenger transportation ..	552	3 373	12 574	25	8	6	7	3	-	-	1	-	-
48599	Oth transit & ground passenger transportation ..	552	3 373	12 574	25	8	6	7	3	-	-	1	-	-
485991	Special needs transportation .....	462	3 048	11 259	18	5	5	5	2	-	-	1	-	-
488	Transportation support activities .....	2 608	33 106	118 419	169	67	29	31	29	12	1	-	-	-
4881	Air transportation support activities .....	593	4 647	18 366	18	5	5	-	3	4	1	-	-	-
48811	Airport operations .....	448	3 086	11 737	7	1	-	-	3	2	1	-	-	-
488119	Other airport operations .....	448	3 086	11 737	7	1	-	-	3	2	1	-	-	-
48819	Other air transportation support activities ..	145	1 561	6 629	11	4	5	-	-	2	-	-	-	-
488190	Other air transportation support activities ..	145	1 561	6 629	11	4	5	-	-	2	-	-	-	-
4884	Road transportation support activities .....	395	2 489	9 692	28	7	2	11	8	-	-	-	-	-
48841	Motor vehicle towing .....	317	1 852	7 482	25	7	1	11	6	-	-	-	-	-
488410	Motor vehicle towing .....	317	1 852	7 482	25	7	1	11	6	-	-	-	-	-
4885	Freight transportation arrangement .....	1 504	25 114	85 941	111	49	19	20	15	8	-	-	-	-
48851	Freight transportation arrangement .....	1 504	25 114	85 941	111	49	19	20	15	8	-	-	-	-
488510	Freight transportation arrangement .....	1 504	25 114	85 941	111	49	19	20	15	8	-	-	-	-
492	Couriers & messengers .....	4 069	28 995	115 362	79	43	7	11	4	5	5	3	-	1
4921	Couriers .....	3 800	27 249	108 764	49	22	4	8	2	5	4	3	-	1
49211	Couriers .....	3 800	27 249	108 764	49	22	4	8	2	5	4	3	-	1
492110	Couriers .....	3 800	27 249	108 764	49	22	4	8	2	5	4	3	-	1
4922	Local messengers & local delivery .....	269	1 746	6 598	30	21	3	3	2	-	1	-	-	-
49221	Local messengers & local delivery .....	269	1 746	6 598	30	21	3	3	2	-	1	-	-	-
492210	Local messengers & local delivery .....	269	1 746	6 598	30	21	3	3	2	-	1	-	-	-
493	Warehousing & storage .....	2 079	46 422	194 976	52	8	9	13	12	6	2	2	-	-
4931	Warehousing & storage .....	2 079	46 422	194 976	52	8	9	13	12	6	2	2	-	-
49311	General warehousing & storage .....	1 592	42 497	178 228	36	3	7	11	7	5	1	2	-	-
493110	General warehousing & storage .....	1 592	42 497	178 228	36	3	7	11	7	5	1	2	-	-
49319	Other warehousing & storage .....	(E)	(D)	(D)	12	3	2	2	3	1	1	-	-	-
<b>51</b>	<b>Information .....</b>	<b>29 389</b>	<b>423 905</b>	<b>1 671 578</b>	<b>1 036</b>	<b>520</b>	<b>145</b>	<b>136</b>	<b>121</b>	<b>59</b>	<b>36</b>	<b>13</b>	<b>2</b>	<b>4</b>
511	Publishing industries .....	8 882	141 302	587 162	283	119	40	53	36	19	13	1	1	1
5111	Newspaper, periodical, book, database publishers .....	4 980	56 603	226 919	163	76	29	26	17	10	4	-	-	1
51111	Newspaper publishers .....	3 088	32 399	129 542	38	20	6	4	4	1	2	-	-	1
511110	Newspaper publishers .....	3 088	32 399	129 542	38	20	6	4	4	1	2	-	-	1
51112	Periodical publishers .....	948	12 881	52 045	57	23	11	14	4	3	2	-	-	-
511120	Periodical publishers .....	948	12 881	52 045	57	23	11	14	4	3	2	-	-	-
51113	Book publishers .....	521	5 930	22 907	40	21	6	5	5	3	-	-	-	-
511130	Book publishers .....	521	5 930	22 907	40	21	6	5	5	3	-	-	-	-
51114	Database and directory publishers .....	263	3 675	14 832	13	4	4	1	2	2	-	-	-	-
511140	Database and directory publishers .....	263	3 675	14 832	13	4	4	1	2	2	-	-	-	-
51119	Other publishers .....	160	1 718	7 593	15	8	2	2	2	1	-	-	-	-
5112	Software publishers .....	3 902	84 699	360 243	120	43	11	27	19	9	9	1	1	-
51121	Software publishers .....	3 902	84 699	360 243	120	43	11	27	19	9	9	1	1	-
511210	Software publishers .....	3 902	84 699	360 243	120	43	11	27	19	9	9	1	1	-
512	Motion picture & sound recording industries .....	1 619	10 741	45 753	195	131	24	13	22	4	1	-	-	-
5121	Motion picture & video industries .....	(G)	(D)	(D)	165	110	19	10	21	4	1	-	-	-
51211	Motion picture & video production .....	645	5 525	24 898	119	92	14	4	7	1	1	-	-	-
512110	Motion picture & video production .....	645	5 525	24 898	119	92	14	4	7	1	1	-	-	-
51213	Motion picture & video exhibition .....	723	1 901	7 931	26	6	1	4	12	3	-	-	-	-
512131	Motion picture theaters (except drive-ins) ..	723	1 901	7 931	26	6	1	4	12	3	-	-	-	-
51219	Postprod & other movie & video industries ...	(C)	(D)	(D)	19	11	4	2	2	-	-	-	-	-
5122	Sound recording industries .....	(C)	(D)	(D)	30	21	5	3	1	-	-	-	-	-
515	Broadcasting (except Internet) .....	1 637	24 334	99 478	51	21	4	6	9	6	5	-	-	-
5151	Radio and Television Broadcasting .....	(G)	(D)	(D)	48	19	4	5	9	6	5	-	-	-
51511	Radio Broadcasting .....	(F)	(D)	(D)	42	17	4	5	9	5	2	-	-	-
515112	Radio Stations .....	827	11 774	47 725	36	14	4	4	9	3	2	-	-	-
51512	Television Broadcasting .....	648	10 655	43 469	6	2	-	-	-	1	3	-	-	-
515120	Television Broadcasting .....	648	10 655	43 469	6	2	-	-	-	1	3	-	-	-
516	Internet Publishing and Broadcasting .....	211	2 588	10 098	18	9	3	3	2	1	-	-	-	-
5161	Internet Publishing and Broadcasting .....	211	2 588	10 098	18	9	3	3	2	1	-	-	-	-
51611	Internet Publishing and Broadcasting .....	211	2 588	10 098	18	9	3	3	2	1	-	-	-	-
516110	Internet Publishing and Broadcasting .....	211	2 588	10 098	18	9	3	3	2	1	-	-	-	-

See footnotes at end of table.



**Table 6. Counties—Employees, Payroll, and Establishments by Industry: 2003—Con.**

[Excludes most government employees, railroad employees, and self-employed persons. Size class 1 to 4 includes establishments with payroll, but no employees, during mid-March pay period. (D) denotes figures withheld to avoid disclosing data for individual companies; the data are included in broader industry totals. Detailed industries with 100 or more employees are shown if industry was not a (D). For explanation of terms, abbreviations, and data reliability/comparability, see introductory text]

NAICS code	Industry	Number of employees for week including March 12	Payroll (\$1,000)		Total number of establishments	Number of establishments by employment-size class									
			First quarter	Annual		1 to 4	5 to 9	10 to 19	20 to 49	50 to 99	100 to 249	250 to 499	500 to 999	1,000 or more	
<b>HENNEPIN—Con.</b>															
<b>51 Information—Con.</b>															
517	Telecommunications .....	8 623	134 730	487 158	276	140	42	33	24	17	11	7	1	1	
5171	Wired Telecommunications Carriers .....	6 284	104 512	370 363	169	87	20	19	16	11	9	6	—	1	
51711	Wired Telecommunications Carriers .....	6 284	104 512	370 363	169	87	20	19	16	11	9	6	—	1	
517110	Wired Telecommunications Carriers .....	6 284	104 512	370 363	169	87	20	19	16	11	9	6	—	1	
5172	Wireless Telecommunications Carriers (except Satellite) .....	1 184	16 317	63 522	58	29	11	10	2	4	1	1	—	—	
51721	Wireless Telecommunications Carriers (except Satellite) .....	1 184	16 317	63 522	58	29	11	10	2	4	1	1	—	—	
517212	Cellular and Other Wireless Telecommunications .....	1 150	15 843	61 574	54	27	11	9	1	4	1	1	—	—	
5173	Telecommunications Resellers .....	183	2 594	10 500	26	14	7	2	3	—	—	—	—	—	
51731	Telecommunications Resellers .....	183	2 594	10 500	26	14	7	2	3	—	—	—	—	—	
517310	Telecommunications Resellers .....	183	2 594	10 500	26	14	7	2	3	—	—	—	—	—	
5175	Cable and Other Program Distribution .....	913	10 594	39 489	12	4	1	—	3	2	1	—	1	—	
51751	Cable and Other Program Distribution .....	913	10 594	39 489	12	4	1	—	3	2	1	—	1	—	
517510	Cable and Other Program Distribution .....	913	10 594	39 489	12	4	1	—	3	2	1	—	1	—	
518	Internet Service Providers, Web Search Portals, and Data Processing Serv .....	8 192	108 028	431 881	184	82	28	26	23	12	6	5	—	2	
5181	Internet Service Providers and Web Search Portals .....	254	3 362	12 356	35	24	6	2	2	1	—	—	—	—	
51811	Internet Service Providers and Web Search Portals .....	254	3 362	12 356	35	24	6	2	2	1	—	—	—	—	
5182	Data Processing, Hosting, and Related Services .....	7 938	104 666	419 525	149	58	22	24	21	11	6	5	—	2	
51821	Data Processing, Hosting, and Related Services .....	7 938	104 666	419 525	149	58	22	24	21	11	6	5	—	2	
518210	Data Processing, Hosting, and Related Services .....	7 938	104 666	419 525	149	58	22	24	21	11	6	5	—	2	
519	Other Information Services .....	225	2 182	10 048	29	18	4	2	5	—	—	—	—	—	
5191	Other Information Services .....	225	2 182	10 048	29	18	4	2	5	—	—	—	—	—	
51911	News Syndicates .....	(C)	(D)	(D)	10	4	2	1	3	—	—	—	—	—	
<b>52</b>	<b>Finance &amp; insurance .....</b>	<b>80 048</b>	<b>1 639 362</b>	<b>5 872 653</b>	<b>3 183</b>	<b>1 846</b>	<b>440</b>	<b>375</b>	<b>272</b>	<b>115</b>	<b>75</b>	<b>30</b>	<b>15</b>	<b>15</b>	
521	Monetary authorities - central bank .....	(G)	(D)	(D)	1	—	—	—	—	—	—	—	—	1	
5211	Monetary authorities - central bank .....	(G)	(D)	(D)	1	—	—	—	—	—	—	—	—	1	
52111	Monetary authorities - central bank .....	(G)	(D)	(D)	1	—	—	—	—	—	—	—	—	1	
522	Credit intermediation & related activities .....	29 799	531 300	1 798 288	1 092	448	211	202	130	51	29	12	5	4	
5221	Depository credit intermediation .....	13 354	215 112	752 097	434	126	84	108	69	26	14	4	1	2	
52211	Commercial banking .....	12 325	204 548	710 240	342	91	62	86	59	24	13	4	1	2	
522110	Commercial banking .....	12 325	204 548	710 240	342	91	62	86	59	24	13	4	1	2	
52212	Savings institutions .....	272	4 398	15 812	29	14	8	6	—	1	—	—	—	—	
522120	Savings institutions .....	272	4 398	15 812	29	14	8	6	—	1	—	—	—	—	
52213	Credit unions .....	757	6 166	26 045	63	21	14	16	10	2	—	—	—	—	
522130	Credit unions .....	757	6 166	26 045	63	21	14	16	10	2	—	—	—	—	
5222	Nondepository credit intermediation .....	11 365	241 415	741 744	343	156	74	55	27	12	8	5	4	2	
52221	Credit card issuing .....	(G)	(D)	(D)	11	4	2	1	—	1	—	—	1	1	
52222	Sales financing .....	1 666	31 826	117 132	85	35	20	17	7	2	3	1	—	—	
522220	Sales financing .....	1 666	31 826	117 132	85	35	20	17	7	2	3	1	—	—	
52229	Other nondepository credit intermediation .....	(I)	(D)	(D)	247	117	52	37	20	9	4	4	3	1	
522291	Consumer lending .....	238	3 061	12 113	44	22	16	4	2	—	—	—	—	—	
522292	Real estate credit .....	5 326	96 509	356 458	177	84	29	27	18	9	4	4	1	1	
5223	Activities related to credit intermediation .....	5 080	74 773	304 447	315	166	53	39	34	13	7	3	—	—	
52231	Mortgage & nonmortgage brokers .....	2 838	38 829	173 935	222	123	34	23	28	9	5	—	—	—	
522310	Mortgage & nonmortgage brokers .....	2 838	38 829	173 935	222	123	34	23	28	9	5	—	—	—	
52232	Financial clearinghouse & reserve activities ..	1 315	18 708	71 621	43	21	8	2	1	1	2	—	—	—	
522320	Financial clearinghouse & reserve activities ..	1 315	18 708	71 621	43	21	8	2	1	1	2	—	—	—	
52239	Other credit intermediation activities .....	927	17 236	58 891	50	22	11	8	4	3	1	1	—	—	
522390	Other credit intermediation activities .....	927	17 236	58 891	50	22	11	8	4	3	1	1	—	—	
523	Security, commodity contracts & like activity .....	14 880	441 629	1 543 577	807	555	78	66	60	23	15	4	3	3	
5231	Secrty & comdty contracts intermed & brokerage ..	6 070	231 522	872 898	332	225	23	32	30	9	10	1	1	1	
52311	Investment banking & securities dealing .....	1 432	104 747	334 414	50	21	10	9	5	3	1	—	1	—	
523110	Investment banking & securities dealing .....	1 432	104 747	334 414	50	21	10	9	5	3	1	—	1	—	
52312	Securities brokerage .....	4 534	125 740	533 566	255	182	12	19	25	6	9	1	—	1	
523120	Securities brokerage .....	4 534	125 740	533 566	255	182	12	19	25	6	9	1	—	1	
5239	Other financial investment activities .....	(I)	(D)	(D)	472	328	55	34	30	13	5	3	2	2	
52391	Miscellaneous intermediation .....	319	12 279	47 973	48	34	7	2	4	1	—	—	—	—	
523910	Miscellaneous intermediation .....	319	12 279	47 973	48	34	7	2	4	1	—	—	—	—	
52392	Portfolio management .....	1 724	97 756	227 589	176	111	28	20	10	5	1	1	—	—	
523920	Portfolio management .....	1 724	97 756	227 589	176	111	28	20	10	5	1	1	—	—	
52393	Investment advice .....	6 559	95 816	377 786	228	173	16	9	13	7	4	2	2	2	
523930	Investment advice .....	6 559	95 816	377 786	228	173	16	9	13	7	4	2	2	2	
52399	All other financial investment activities .....	(C)	(D)	(D)	20	10	4	3	3	—	—	—	—	—	
523991	Trust, fiduciary & custody activities .....	136	3 306	13 800	17	8	4	2	3	—	—	—	—	—	
524	Insurance carriers & related activities .....	33 839	650 088	2 463 451	1 261	832	143	106	81	41	30	14	7	7	
5241	Insurance carriers .....	24 586	511 200	1 925 242	297	120	34	41	38	23	18	10	6	7	
52411	Direct life, health, medical insurance carriers ..	18 817	428 484	1 621 148	144	54	17	20	18	10	8	5	5	7	
524113	Direct life insurance carriers .....	9 393	205 345	676 083	99	38	13	14	14	7	6	2	1	4	
524114	Direct health & medical insurance carriers ..	9 424	223 139	945 065	45	16	4	6	4	3	2	3	4	3	
52412	Other direct insurance carriers .....	(I)	(D)	(D)	148	64	16	21	20	13	10	3	1	—	
524126	Direct property & casualty insurance carriers .....	4 140	62 641	223 592	95	41	8	10	14	9	10	2	1	—	
524127	Direct title insurance carriers .....	954	11 199	46 151	49	22	7	9	6	4	—	1	—	—	
52413	Reinsurance carriers .....	(F)	(D)	(D)	5	2	1	—	—	—	—	2	—	—	

See footnotes at end of table.



**Table 6. Counties—Employees, Payroll, and Establishments by Industry: 2003—Con.**

[Excludes most government employees, railroad employees, and self-employed persons. Size class 1 to 4 includes establishments with payroll, but no employees, during mid-March pay period. (D) denotes figures withheld to avoid disclosing data for individual companies; the data are included in broader industry totals. Detailed industries with 100 or more employees are shown if industry was not a (D). For explanation of terms, abbreviations, and data reliability/comparability, see introductory text]

NAICS code	Industry	Number of employees for week including March 12	Payroll (\$1,000)		Total number of establishments	Number of establishments by employment-size class								
			First quarter	Annual		1 to 4	5 to 9	10 to 19	20 to 49	50 to 99	100 to 249	250 to 499	500 to 999	1,000 or more
<b>HENNEPIN—Con.</b>														
<b>54</b>	<b>Professional, scientific &amp; technical services—Con.</b>													
541	Professional, scientific & technical services—Con.													
5413	Architectural, engineering & related services—Con.													
54137	Surveying, mapping (exc geophysical) services	143	1 381	6 403	18	5	8	4	1	—	—	—	—	—
541370	Surveying, mapping (exc geophysical) services	143	1 381	6 403	18	5	8	4	1	—	—	—	—	—
54138	Testing laboratories	511	6 174	22 279	33	14	8	8	2	—	—	1	—	—
541380	Testing laboratories	511	6 174	22 279	33	14	8	8	2	—	—	1	—	—
5414	Specialized design services	1 809	20 006	86 435	425	329	59	22	10	4	1	—	—	—
54141	Interior design services	418	3 553	15 942	106	85	10	8	2	1	—	—	—	—
541410	Interior design services	418	3 553	15 942	106	85	10	8	2	1	—	—	—	—
54142	Industrial design services	192	2 955	11 082	22	18	2	—	1	—	1	—	—	—
541420	Industrial design services	192	2 955	11 082	22	18	2	—	1	—	1	—	—	—
54143	Graphic design services	1 114	12 763	56 192	286	220	44	13	6	3	—	—	—	—
541430	Graphic design services	1 114	12 763	56 192	286	220	44	13	6	3	—	—	—	—
5415	Computer systems design & related services	12 575	216 481	869 030	1 395	1 051	147	101	53	20	13	7	3	—
54151	Computer systems design & related services	12 575	216 481	869 030	1 395	1 051	147	101	53	20	13	7	3	—
541511	Custom computer programming services	6 498	114 445	462 794	614	456	63	46	28	9	6	4	2	—
541512	Computer systems design services	4 005	70 401	278 061	537	402	61	17	8	6	2	—	—	—
541513	Computer facilities management services	1 959	13 174	46 146	34	22	5	2	3	1	—	—	1	—
541519	Other computer related services	1 113	18 461	82 029	210	171	18	12	5	2	1	1	—	—
5416	Management, sci & tech consulting services	9 322	156 950	621 450	1 397	1 123	137	67	39	18	8	3	2	—
54161	Management consulting services	8 848	151 153	595 135	1 211	958	127	60	36	17	8	3	2	—
541611	Admin & gen management consulting services	4 274	83 975	320 122	549	434	60	21	18	9	4	2	1	—
541612	Human res & exec search consulting services	2 363	37 870	149 011	242	180	24	18	9	7	3	1	—	—
541613	Marketing consulting services	1 889	25 660	110 131	295	238	34	14	6	1	1	—	1	—
541614	Process, phys dist & log consulting services	208	2 599	10 750	56	44	4	5	3	—	—	—	—	—
541618	Other management consulting services	114	1 049	5 121	69	62	5	2	—	—	—	—	—	—
54162	Environmental consulting services	207	2 934	12 258	46	38	4	2	1	1	—	—	—	—
541620	Environmental consulting services	207	2 934	12 258	46	38	4	2	1	1	—	—	—	—
54169	Oth scientific & technical consulting services	267	2 863	14 057	140	127	6	5	2	—	—	—	—	—
541690	Oth scientific & technical consulting services	267	2 863	14 057	140	127	6	5	2	—	—	—	—	—
5417	Scientific R&D services	5 957	110 145	442 980	118	52	25	13	12	8	3	2	2	1
54171	R&D in physical, engineering & life sciences	5 759	107 565	431 292	96	42	19	10	10	7	3	2	2	1
541710	R&D in physical, engineering & life sciences	5 759	107 565	431 292	96	42	19	10	10	7	3	2	2	1
54172	R&D in social sciences & humanities	198	2 580	11 688	22	10	6	3	2	1	—	—	—	—
541720	R&D in social sciences & humanities	198	2 580	11 688	22	10	6	3	2	1	—	—	—	—
5418	Advertising & related services	7 646	102 368	403 084	476	289	64	63	33	13	9	4	1	—
54181	Advertising agencies	3 761	62 036	246 390	200	111	26	32	19	5	3	4	—	—
541810	Advertising agencies	3 761	62 036	246 390	200	111	26	32	19	5	3	4	—	—
54182	Public relations agencies	630	10 840	41 669	73	54	10	3	2	1	—	—	—	—
541820	Public relations agencies	630	10 840	41 669	73	54	10	3	2	1	—	—	—	—
54183	Media buying agencies	(C)	(D)	(D)	18	15	—	1	1	1	—	—	—	—
54184	Media representatives	(C)	(D)	(D)	27	15	8	4	—	—	—	—	—	—
54185	Display advertising	203	3 726	10 572	28	18	5	3	—	2	—	—	—	—
541850	Display advertising	203	3 726	10 572	28	18	5	3	—	2	—	—	—	—
54186	Direct mail advertising	816	10 687	39 966	36	14	4	7	7	2	2	—	—	—
541860	Direct mail advertising	816	10 687	39 966	36	14	4	7	7	2	2	—	—	—
54187	Advertising material distribution services	330	2 631	10 900	6	1	1	1	1	1	1	—	—	—
541870	Advertising material distribution services	330	2 631	10 900	6	1	1	1	1	1	1	—	—	—
54189	Other services related to advertising	1 636	9 185	37 921	88	61	10	12	2	—	2	—	1	—
541890	Other services related to advertising	1 636	9 185	37 921	88	61	10	12	2	—	2	—	1	—
5419	Oth professional, scientific, technical services	4 719	35 974	152 153	572	398	58	59	47	5	3	1	1	—
54191	Marketing research & public opinion polling	1 821	15 512	58 484	92	46	8	14	17	3	3	1	—	—
541910	Marketing research & public opinion polling	1 821	15 512	58 484	92	46	8	14	17	3	3	1	—	—
54192	Photographic services	1 241	8 364	38 309	181	147	19	7	6	1	—	—	1	—
541921	Photographic studios, portrait	860	4 308	21 609	89	66	14	6	2	—	—	—	1	—
541922	Commercial photography	381	4 056	16 700	92	81	5	1	4	1	—	—	—	—
54193	Translation & interpretation services	121	1 133	4 816	22	17	1	2	2	—	—	—	—	—
541930	Translation & interpretation services	121	1 133	4 816	22	17	1	2	2	—	—	—	—	—
54194	Veterinary services	1 084	6 298	28 085	89	25	15	32	16	1	—	—	—	—
541940	Veterinary services	1 084	6 298	28 085	89	25	15	32	16	1	—	—	—	—
54199	All oth prof, scientific & technical services	452	4 667	22 459	188	163	15	4	6	—	—	—	—	—
541990	All oth prof, scientific & technical services	452	4 667	22 459	188	163	15	4	6	—	—	—	—	—
<b>55</b>	<b>Management of companies &amp; enterprises</b>	<b>50 232</b>	<b>842 342</b>	<b>3 351 988</b>	<b>499</b>	<b>140</b>	<b>83</b>	<b>73</b>	<b>68</b>	<b>58</b>	<b>35</b>	<b>24</b>	<b>9</b>	<b>9</b>
551	Management of companies & enterprises	50 232	842 342	3 351 988	499	140	83	73	68	58	35	24	9	9
5511	Management of companies & enterprises	50 232	842 342	3 351 988	499	140	83	73	68	58	35	24	9	9
55111	Management of companies & enterprises	50 232	842 342	3 351 988	499	140	83	73	68	58	35	24	9	9
551111	Offices of bank holding companies	103	3 504	14 036	14	9	3	—	2	—	—	—	—	—
551112	Offices of other holding companies	1 985	38 715	134 933	62	29	14	1	8	5	3	2	—	—
551114	Corp, subsidiary & regional managing offices	48 144	800 123	3 203 019	423	102	66	72	58	53	32	22	9	9
<b>56</b>	<b>Admin, support, waste mgt, remediation services</b>	<b>53 161</b>	<b>381 846</b>	<b>1 601 431</b>	<b>2 067</b>	<b>1 158</b>	<b>266</b>	<b>212</b>	<b>194</b>	<b>124</b>	<b>74</b>	<b>26</b>	<b>9</b>	<b>4</b>
561	Administrative & support services	52 182	371 066	1 556 172	2 009	1 129	261	201	187	120	72	26	9	4
5611	Office administrative services	3 533	43 401	181 667	169	94	25	16	19	6	7	2	—	—
56111	Office administrative services	3 533	43 401	181 667	169	94	25	16	19	6	7	2	—	—
561110	Office administrative services	3 533	43 401	181 667	169	94	25	16	19	6	7	2	—	—
5612	Facilities support services	483	5 430	16 519	27	11	4	3	6	2	1	—	—	—
56121	Facilities support services	483	5 430	16 519	27	11	4	3	6	2	1	—	—	—
561210	Facilities support services	483	5 430	16 519	27	11	4	3	6	2	1	—	—	—

See footnotes at end of table.

**Table 6. Counties—Employees, Payroll, and Establishments by Industry: 2003—Con.**

[Excludes most government employees, railroad employees, and self-employed persons. Size class 1 to 4 includes establishments with payroll, but no employees, during mid-March pay period. (D) denotes figures withheld to avoid disclosing data for individual companies; the data are included in broader industry totals. Detailed industries with 100 or more employees are shown if industry was not a (D). For explanation of terms, abbreviations, and data reliability/comparability, see introductory text]

NAICS code	Industry	Number of employees for week including March 12	Payroll (\$1,000)		Total number of establishments	Number of establishments by employment-size class										
			First quarter	Annual		1 to 4	5 to 9	10 to 19	20 to 49	50 to 99	100 to 249	250 to 499	500 to 999	1,000 or more		
<b>56</b>	<b>HENNEPIN—Con.</b>															
	<b>Admin, support, waste mgmt, remediation services—Con.</b>															
561	Administrative & support services—Con.															
5613	Employment services.....	22 834	137 651	593 835	333	90	29	37	62	60	32	15	7	1		
56131	Employment placement agencies.....	690	6 218	29 063	78	43	14	13	5	3	—	—	—	—	—	—
561310	Employment placement agencies.....	690	6 218	29 063	78	43	14	13	5	3	—	—	—	—	—	—
56132	Temporary help services.....	21 089	123 269	529 609	237	44	14	21	53	54	28	15	7	1		
561320	Temporary help services.....	21 089	123 269	529 609	237	44	14	21	53	54	28	15	7	1		
56133	Employee leasing services.....	1 055	8 164	35 163	18	3	1	3	4	3	4	—	—	—	—	—
561330	Employee leasing services.....	1 055	8 164	35 163	18	3	1	3	4	3	4	—	—	—	—	—
5614	Business support services.....	7 722	62 104	239 778	291	162	34	41	23	17	9	2	1	2		
56141	Document preparation services.....	301	1 734	7 088	60	47	5	5	2	1	—	—	—	—	—	—
561410	Document preparation services.....	301	1 734	7 088	60	47	5	5	2	1	—	—	—	—	—	—
56142	Telephone call centers.....	2 339	16 114	56 408	40	17	3	6	3	6	4	—	—	—	—	—
561421	Telephone answering services.....	1 128	4 142	15 160	12	6	2	2	—	1	—	—	—	—	—	—
561422	Telemarketing bureaus.....	1 211	11 972	41 248	28	11	1	4	3	5	4	—	—	—	—	—
56143	Business service centers.....	996	7 120	23 992	69	29	12	16	8	3	1	—	—	—	—	—
561431	Private mail centers.....	366	3 115	7 319	28	13	9	5	—	—	1	—	—	—	—	—
561439	Oth business service centers (incl copy shops).....	630	4 005	16 673	41	16	3	11	8	3	—	—	—	—	—	—
56144	Collection agencies.....	3 171	26 424	112 460	43	13	8	8	3	4	4	1	1	1	1	1
561440	Collection agencies.....	3 171	26 424	112 460	43	13	8	8	3	4	4	1	1	1	1	1
56145	Credit bureaus.....	517	7 524	26 923	13	2	3	2	4	1	—	—	—	—	—	—
561450	Credit bureaus.....	517	7 524	26 923	13	2	3	2	4	1	—	—	—	—	—	—
56149	Other business support services.....	398	3 188	12 907	66	54	3	4	3	2	—	—	—	—	—	—
561499	All other business support services.....	337	2 753	10 926	33	24	1	4	2	2	—	—	—	—	—	—
5615	Travel arrangement & reservation services.....	3 159	31 698	118 981	195	108	39	23	13	4	6	2	—	—	—	—
56151	Travel agencies.....	1 990	21 545	81 500	152	88	31	16	10	2	4	1	—	—	—	—
561510	Travel agencies.....	1 990	21 545	81 500	152	88	31	16	10	2	4	1	—	—	—	—
56152	Tour operators.....	582	5 097	20 181	21	10	4	4	2	—	—	—	—	—	—	—
561520	Tour operators.....	582	5 097	20 181	21	10	4	4	2	—	—	—	—	—	—	—
56159	Oth travel arrangement & reservation services.....	587	5 056	17 300	22	10	4	3	1	2	2	—	—	—	—	—
561591	Convention and visitors bureaus.....	103	1 255	4 585	5	1	2	1	—	1	—	—	—	—	—	—
561599	All oth travel arrange & reservation services.....	484	3 801	12 715	17	9	2	2	1	1	2	—	—	—	—	—
5616	Investigation & security services.....	3 607	21 536	87 495	102	51	12	11	10	10	4	3	1	—	—	—
56161	Investigation, guard & armored car services.....	3 085	16 718	67 483	59	27	8	4	5	7	4	3	1	—	—	—
561611	Investigation services.....	152	932	4 381	27	20	4	1	1	1	—	—	—	—	—	—
561612	Security guards & patrol services.....	2 733	14 605	58 219	27	7	3	2	4	3	4	3	1	—	—	—
561613	Armored car services.....	200	1 181	4 883	5	—	1	1	—	3	—	—	—	—	—	—
56162	Security systems services.....	522	4 818	20 012	43	24	4	7	5	3	—	—	—	—	—	—
561621	Security systems services (except locksmiths).....	439	4 244	17 591	27	14	1	4	5	3	—	—	—	—	—	—
5617	Services to buildings & dwellings.....	8 051	36 467	183 387	738	521	98	53	41	15	9	—	—	—	—	—
56172	Janitorial services.....	5 777	23 536	102 558	295	174	48	32	25	9	6	—	—	—	—	—
561720	Janitorial services.....	5 777	23 536	102 558	295	174	48	32	25	9	6	—	—	—	—	—
56173	Landscaping services.....	1 250	6 301	49 761	353	292	33	15	9	3	1	—	—	—	—	—
561730	Landscaping services.....	1 250	6 301	49 761	353	292	33	15	9	3	1	—	—	—	—	—
56174	Carpet & upholstery cleaning services.....	347	1 632	8 177	38	23	6	4	3	2	—	—	—	—	—	—
561740	Carpet & upholstery cleaning services.....	347	1 632	8 177	38	23	6	4	3	2	—	—	—	—	—	—
56179	Other services to buildings & dwellings.....	579	4 223	19 230	44	28	10	1	2	1	2	—	—	—	—	—
561790	Other services to buildings & dwellings.....	579	4 223	19 230	44	28	10	1	2	1	2	—	—	—	—	—
5619	Other support services.....	2 793	32 779	134 510	154	92	20	17	13	6	4	2	—	—	—	—
56191	Packaging & labeling services.....	210	1 135	5 251	14	9	—	—	4	1	—	—	—	—	—	—
561910	Packaging & labeling services.....	210	1 135	5 251	14	9	—	—	4	1	—	—	—	—	—	—
56192	Convention & trade show organizers.....	322	3 861	15 503	44	24	9	8	2	1	—	—	—	—	—	—
561920	Convention & trade show organizers.....	322	3 861	15 503	44	24	9	8	2	1	—	—	—	—	—	—
56199	All other support services.....	2 261	27 783	113 756	96	59	11	9	7	4	2	—	—	—	—	—
561990	All other support services.....	2 261	27 783	113 756	96	59	11	9	7	4	2	—	—	—	—	—
562	Waste management & remediation services.....	979	10 780	45 259	58	29	5	11	7	4	2	—	—	—	—	—
5621	Waste collection.....	345	3 625	14 659	29	18	2	6	2	—	1	—	—	—	—	—
56211	Waste collection.....	345	3 625	14 659	29	18	2	6	2	—	1	—	—	—	—	—
562111	Solid waste collection.....	339	3 555	14 337	25	14	2	6	2	—	1	—	—	—	—	—
5629	Remediation & oth waste management services.....	546	5 809	25 988	24	9	2	5	4	3	1	—	—	—	—	—
56291	Remediation services.....	320	3 297	15 215	12	6	—	1	3	1	1	—	—	—	—	—
562910	Remediation services.....	320	3 297	15 215	12	6	—	1	3	1	1	—	—	—	—	—
56299	All other waste management services.....	152	1 677	7 004	7	2	2	1	—	2	—	—	—	—	—	—
<b>61</b>	<b>Educational services.....</b>	<b>12 901</b>	<b>85 782</b>	<b>360 076</b>	<b>551</b>	<b>273</b>	<b>79</b>	<b>70</b>	<b>75</b>	<b>30</b>	<b>15</b>	<b>8</b>	—	—	—	<b>1</b>
611	Elementary & secondary schools.....	12 901	85 782	360 076	551	273	79	70	75	30	15	8	—	—	—	1
6111	Elementary & secondary schools.....	4 553	31 019	127 379	117	23	9	25	32	20	6	2	—	—	—	—
61111	Elementary & secondary schools.....	4 553	31 019	127 379	117	23	9	25	32	20	6	2	—	—	—	—
611110	Elementary & secondary schools.....	4 553	31 019	127 379	117	23	9	25	32	20	6	2	—	—	—	—
6112	Junior colleges.....	652	3 771	19 787	7	2	—	1	1	1	1	1	—	—	—	—
61121	Junior colleges.....	652	3 771	19 787	7	2	—	1	1	1	1	1	—	—	—	—
611210	Junior colleges.....	652	3 771	19 787	7	2	—	1	1	1	1	1	—	—	—	—
6113	Colleges, universities & professional schools.....	3 471	19 537	80 715	21	4	4	1	4	1	1	5	—	—	—	—
61131	Colleges, universities & professional schools.....	3 471	19 537	80 715	21	4	4	1	4	1	1	5	—	—	—	—
611310	Colleges, universities & professional schools.....	3 471	19 537	80 715	21	4	4	1	4	1	1	5	—	—	—	—
6114	Business schools & computer & mgt training.....	1 305	16 275	64 621	98	65	12	8	6	4	3	—	—	—	—	—
61141	Business & secretarial schools (E).....	(D)	(D)	(D)	5	1	—	—	—	2	1	—	—	—	—	—
61142	Computer training.....	594	9 365	36 082	32	20	5	2	2	1	2	—	—	—	—	—
611420	Computer training.....	594	9 365	36 082	32	20	5	2	2	1	2	—	—	—	—	—
61143	Professional, management development training.....	(E)	(D)	(D)	61	44	7	5	4	1	—	—	—			

**Table 6. Counties—Employees, Payroll, and Establishments by Industry: 2003—Con.**

[Excludes most government employees, railroad employees, and self-employed persons. Size class 1 to 4 includes establishments with payroll, but no employees, during mid-March pay period. (D) denotes figures withheld to avoid disclosing data for individual companies; the data are included in broader industry totals. Detailed industries with 100 or more employees are shown if industry was not a (D). For explanation of terms, abbreviations, and data reliability/comparability, see introductory text]

NAICS code	Industry	Number of employees for week including March 12	Payroll (\$1,000)		Total number of establishments	Number of establishments by employment-size class								
			First quarter	Annual		1 to 4	5 to 9	10 to 19	20 to 49	50 to 99	100 to 249	250 to 499	500 to 999	1,000 or more
<b>HENNEPIN—Con.</b>														
<b>61</b>	<b>Educational services—Con.</b>													
611	Educational services—Con.													
6116	Other schools & instruction	2 129	9 188	38 473	231	130	41	29	26	3	2	—	—	—
61161	Fine arts schools	925	3 294	13 578	82	38	17	7	1	2	—	—	—	—
611610	Fine arts schools	925	3 294	13 578	82	38	17	7	1	2	—	—	—	—
61162	Sports & recreation instruction	370	1 312	6 128	68	49	12	1	5	1	—	—	—	—
611620	Sports & recreation instruction	370	1 312	6 128	68	49	12	1	5	1	—	—	—	—
61169	All other schools & instruction	742	4 318	17 667	74	41	11	9	12	1	—	—	—	—
611691	Exam preparation & tutoring	473	2 456	10 272	32	13	6	4	8	1	—	—	—	—
611699	All other miscellaneous schools & instruction	246	1 782	7 033	36	24	3	5	4	—	—	—	—	—
6117	Educational support services	140	1 326	7 841	39	32	4	2	1	—	—	—	—	—
61171	Educational support services	140	1 326	7 841	39	32	4	2	1	—	—	—	—	—
611710	Educational support services	140	1 326	7 841	39	32	4	2	1	—	—	—	—	—
<b>62</b>	<b>Health care and social assistance</b>	<b>98 070</b>	<b>855 972</b>	<b>3 730 727</b>	<b>3 319</b>	<b>1 301</b>	<b>763</b>	<b>573</b>	<b>385</b>	<b>144</b>	<b>109</b>	<b>25</b>	<b>10</b>	<b>9</b>
621	Ambulatory health care services	33 184	342 367	1 592 664	1 978	920	451	286	187	67	50	13	4	—
6211	Offices of physicians	11 949	177 352	866 007	549	217	100	84	95	35	13	4	1	—
62111	Offices of physicians	11 949	177 352	866 007	549	217	100	84	95	35	13	4	1	—
621111	Offices of physicians (exc mental health)	11 659	174 207	851 668	484	161	97	82	91	35	13	4	1	—
621112	Offices of physicians, mental health	290	3 145	14 339	65	56	3	2	4	—	—	—	—	—
6212	Offices of dentists	3 622	38 430	176 614	500	179	201	102	17	1	—	—	—	—
62121	Offices of dentists	3 622	38 430	176 614	500	179	201	102	17	1	—	—	—	—
621210	Offices of dentists	3 622	38 430	176 614	500	179	201	102	17	1	—	—	—	—
6213	Offices of other health practitioners	2 824	20 649	91 744	590	421	102	46	19	—	2	—	—	—
62131	Offices of chiropractors	970	6 039	26 359	255	188	44	19	4	—	—	—	—	—
621310	Offices of chiropractors	970	6 039	26 359	255	188	44	19	4	—	—	—	—	—
62132	Offices of optometrists	268	2 201	9 223	46	22	19	3	2	—	—	—	—	—
621320	Offices of optometrists	268	2 201	9 223	46	22	19	3	2	—	—	—	—	—
62133	Offices of other mental health practitioners	434	2 264	10 215	113	98	6	6	2	—	1	—	—	—
621330	Offices of other mental health practitioners	434	2 264	10 215	113	98	6	6	2	—	1	—	—	—
62134	Offices of PT, OT, speech therapy & audiology	755	5 940	26 476	95	55	20	12	7	—	1	—	—	—
621340	Offices of PT, OT, speech therapy & audiology	755	5 940	26 476	95	55	20	12	7	—	1	—	—	—
62139	Offices of all other health practitioners	397	4 205	19 471	81	58	13	6	4	—	—	—	—	—
621399	Offices of all other misc health practitioners	337	3 646	16 592	68	51	7	6	4	—	—	—	—	—
6214	Outpatient care centers	5 839	52 296	225 834	141	44	20	23	25	12	12	4	1	—
62141	Family planning centers	138	900	6 515	9	3	1	2	3	—	—	—	—	—
621410	Family planning centers	138	900	6 515	9	3	1	2	3	—	—	—	—	—
62142	Outpatient mental health, substance abuse ctrs	1 292	10 020	39 773	46	21	7	3	4	3	1	—	—	—
621420	Outpatient mental health, substance abuse ctrs	1 292	10 020	39 773	46	21	7	3	4	3	1	—	—	—
62149	Other outpatient care centers	4 409	41 376	179 546	86	20	12	14	19	8	9	3	1	—
621493	Freestanding ambulatory surgery, emergency ctr	343	3 034	15 228	15	9	1	1	2	1	1	—	—	—
621498	All other outpatient care centers	2 767	27 152	121 945	45	10	6	9	8	4	5	2	1	—
6215	Medical & diagnostic laboratories	315	5 811	26 870	27	9	6	6	5	1	—	—	—	—
62151	Medical & diagnostic laboratories	315	5 811	26 870	27	9	6	6	5	1	—	—	—	—
621512	Diagnostic Imaging centers	255	4 763	21 098	19	6	4	4	4	1	—	—	—	—
6216	Home health care services	7 218	33 706	147 507	134	35	17	17	23	17	20	3	2	—
62161	Home health care services	7 218	33 706	147 507	134	35	17	17	23	17	20	3	2	—
621610	Home health care services	7 218	33 706	147 507	134	35	17	17	23	17	20	3	2	—
6219	Other ambulatory health care services	1 417	14 123	58 088	37	15	5	8	3	1	3	2	—	—
62191	Ambulance services	(E)	(D)	(D)	5	1	—	2	—	—	2	—	—	—
62199	All other ambulatory health care services	(G)	(D)	(D)	32	14	5	6	3	1	1	2	—	—
621991	Blood & organ banks	779	8 427	32 994	9	2	1	1	2	1	—	2	—	—
622	Hospitals	(K)	(D)	(D)	13	—	—	—	—	1	2	—	1	9
6221	General medical & surgical hospitals	29 508	316 524	1 345 936	11	—	—	—	—	—	1	—	1	9
62211	General medical & surgical hospitals	29 508	316 524	1 345 936	11	—	—	—	—	—	1	—	1	9
622110	General medical & surgical hospitals	29 508	316 524	1 345 936	11	—	—	—	—	—	1	—	1	9
6223	Other specialty hospitals	(E)	(D)	(D)	2	—	—	—	—	1	1	—	—	—
62231	Other specialty hospitals	(E)	(D)	(D)	2	—	—	—	—	1	1	—	—	—
623	Nursing & residential care facilities	18 636	109 147	433 437	498	63	190	112	48	38	35	8	4	—
6231	Nursing care facilities	9 803	63 171	244 899	76	9	4	6	7	15	26	6	3	—
62311	Nursing care facilities	9 803	63 171	244 899	76	9	4	6	7	15	26	6	3	—
623110	Nursing care facilities	9 803	63 171	244 899	76	9	4	6	7	15	26	6	3	—
6232	Residential mental retardation, health facil	5 306	26 870	110 755	343	38	173	92	24	13	2	—	1	—
62321	Residential mental retardation facilities	4 231	20 999	87 333	294	35	157	79	10	11	1	—	1	—
623210	Residential mental retardation facilities	4 231	20 999	87 333	294	35	157	79	10	11	1	—	1	—
62322	Residential mental health, subst abuse facil	1 075	5 871	23 422	49	3	16	13	14	2	1	—	—	—
623220	Residential mental health, subst abuse facil	1 075	5 871	23 422	49	3	16	13	14	2	1	—	—	—
6233	Community care facilities for the elderly	3 098	16 741	68 179	62	12	9	9	14	10	6	2	—	—
62331	Community care facilities for the elderly	3 098	16 741	68 179	62	12	9	9	14	10	6	2	—	—
623311	Continuing care retirement communities	2 021	11 963	48 309	19	2	1	5	4	4	2	—	—	—
623312	Homes for the elderly	1 077	4 778	19 870	43	10	8	8	9	6	2	—	—	—
6239	Other residential care facilities	429	2 365	9 604	17	4	4	5	3	—	1	—	—	—
62399	Other residential care facilities	429	2 365	9 604	17	4	4	5	3	—	1	—	—	—
623990	Other residential care facilities	429	2 365	9 604	17	4	4	5	3	—	1	—	—	—
624	Social assistance	(J)	(D)	(D)	830	318	122	175	150	38	22	4	1	—

See footnotes at end of table.

**Table 6. Counties—Employees, Payroll, and Establishments by Industry: 2003—Con.**

[Excludes most government employees, railroad employees, and self-employed persons. Size class 1 to 4 includes establishments with payroll, but no employees, during mid-March pay period. (D) denotes figures withheld to avoid disclosing data for individual companies; the data are included in broader industry totals. Detailed industries with 100 or more employees are shown if industry was not a (D). For explanation of terms, abbreviations, and data reliability/comparability, see introductory text]

NAICS code	Industry	Number of employees for week including March 12	Payroll (\$1,000)		Total number of establishments	Number of establishments by employment-size class								
			First quarter	Annual		1 to 4	5 to 9	10 to 19	20 to 49	50 to 99	100 to 249	250 to 499	500 to 999	1,000 or more
<b>HENNEPIN—Con.</b>														
<b>62</b>	<b>Health care and social assistance—Con.</b>													
	Social assistance—Con.													
624	Individual & family services . . . . .	8 138	44 349	179 974	362	141	61	72	49	24	11	3	1	—
62411	Child & youth services . . . . .	831	4 444	18 623	58	20	17	11	7	2	1	—	—	—
624110	Child & youth services . . . . .	831	4 444	18 623	58	20	17	11	7	2	1	—	—	—
62412	Services for elderly & disabled persons . . . . .	3 629	15 110	63 517	104	32	19	21	14	10	5	2	1	—
624120	Services for elderly & disabled persons . . . . .	3 629	15 110	63 517	104	32	19	21	14	10	5	2	1	—
62419	Other individual & family services . . . . .	3 678	24 795	97 834	200	89	25	40	28	12	5	1	—	—
624190	Other individual & family services . . . . .	3 678	24 795	97 834	200	89	25	40	28	12	5	1	—	—
6242	Community, emergency & other relief services . . . . .	(G)	(D)	(D)	81	31	14	16	11	6	3	—	—	—
62421	Community food services . . . . .	430	2 475	9 969	31	17	4	5	3	1	1	—	—	—
624210	Community food services . . . . .	430	2 475	9 969	31	17	4	5	3	1	1	—	—	—
62422	Community housing services . . . . .	1 043	6 231	25 450	39	8	8	10	7	4	2	—	—	—
624221	Temporary shelters . . . . .	419	2 249	9 673	13	—	2	3	5	2	1	—	—	—
624229	Other community housing services . . . . .	624	3 982	15 777	26	8	6	7	2	2	1	—	—	—
62423	Emergency & other relief services . . . . .	(C)	(D)	(D)	11	6	2	1	1	1	—	—	—	—
6243	Vocational rehabilitation services . . . . .	2 447	13 083	53 321	75	27	4	8	23	6	7	—	—	—
62431	Vocational rehabilitation services . . . . .	2 447	13 083	53 321	75	27	4	8	23	6	7	—	—	—
624310	Vocational rehabilitation services . . . . .	2 447	13 083	53 321	75	27	4	8	23	6	7	—	—	—
6244	Child day care services . . . . .	4 203	17 208	69 982	312	119	43	79	67	2	1	1	—	—
62441	Child day care services . . . . .	4 203	17 208	69 982	312	119	43	79	67	2	1	1	—	—
624410	Child day care services . . . . .	4 203	17 208	69 982	312	119	43	79	67	2	1	1	—	—
<b>71</b>	<b>Arts, entertainment &amp; recreation . . . . .</b>	<b>13 245</b>	<b>109 393</b>	<b>489 565</b>	<b>605</b>	<b>345</b>	<b>76</b>	<b>53</b>	<b>71</b>	<b>22</b>	<b>29</b>	<b>8</b>	<b>1</b>	<b>—</b>
711	Performing arts, spectator sports & related industries . . . . .	3 851	68 678	308 234	306	237	21	16	18	4	7	3	—	—
7111	Performing arts companies . . . . .	2 307	13 982	56 986	106	69	9	8	12	3	3	2	—	—
71111	Theater companies & dinner theaters . . . . .	1 378	6 906	27 180	42	20	5	1	10	3	2	1	—	—
711110	Theater companies & dinner theaters . . . . .	1 378	6 906	27 180	42	20	5	1	10	3	2	1	—	—
71113	Musical groups & artists . . . . .	634	4 714	20 661	49	40	3	4	1	—	—	1	—	—
711130	Musical groups & artists . . . . .	634	4 714	20 661	49	40	3	4	1	—	—	1	—	—
71119	Other performing arts companies . . . . .	(C)	(D)	(D)	4	1	—	1	1	—	—	1	—	—
7112	Spectator sports . . . . .	576	49 129	227 719	19	14	—	2	—	—	2	1	—	—
71121	Spectator sports . . . . .	576	49 129	227 719	19	14	—	2	—	—	2	1	—	—
7113	Promoters of entertainment events . . . . .	630	2 335	8 585	35	21	7	—	4	1	2	—	—	—
71131	Promoters of entertainment events with facility . . . . .	109	547	2 282	12	5	4	—	3	—	—	—	—	—
711310	Promoters of entertainment events with facility . . . . .	109	547	2 282	12	5	4	—	3	—	—	—	—	—
71132	Promoters of entertainment events without facility . . . . .	521	1 788	6 303	23	16	3	—	1	1	2	—	—	—
711320	Promoters of entertainment events without facility . . . . .	521	1 788	6 303	23	16	3	—	1	1	2	—	—	—
7115	Independent artists, writers & performers . . . . .	289	2 864	12 692	121	110	3	6	2	—	—	—	—	—
71151	Independent artists, writers & performers . . . . .	289	2 864	12 692	121	110	3	6	2	—	—	—	—	—
711510	Independent artists, writers & performers . . . . .	289	2 864	12 692	121	110	3	6	2	—	—	—	—	—
712	Museums, historical sites & like institutions . . . . .	708	5 553	21 736	21	10	4	1	3	1	1	1	—	—
7121	Museums, historical sites & like institutions . . . . .	708	5 553	21 736	21	10	4	1	3	1	1	1	—	—
71211	Museums . . . . .	(F)	(D)	(D)	15	7	3	1	2	—	1	1	—	—
713	Amusement, gambling & recreation industries . . . . .	8 686	35 162	159 595	278	98	51	36	50	17	21	4	1	—
7131	Amusement parks & arcades . . . . .	819	3 513	17 721	5	1	—	1	1	—	1	—	1	—
71311	Amusement & theme parks . . . . .	(F)	(D)	(D)	2	1	—	—	—	—	—	—	1	—
71312	Amusement arcades . . . . .	(C)	(D)	(D)	3	—	—	1	—	—	1	—	—	—
7139	Other amusement & recreation industries . . . . .	7 828	31 564	141 516	269	96	50	33	49	17	20	4	—	—
71391	Golf courses & country clubs . . . . .	1 315	7 042	40 622	30	6	2	6	3	9	4	—	—	—
713910	Golf courses & country clubs . . . . .	1 315	7 042	40 622	30	6	2	6	3	9	4	—	—	—
71394	Fitness & recreational sports centers . . . . .	5 364	20 062	82 550	155	56	31	15	29	4	16	4	—	—
713940	Fitness & recreational sports centers . . . . .	5 364	20 062	82 550	155	56	31	15	29	4	16	4	—	—
71395	Bowling centers . . . . .	587	1 971	7 232	22	2	3	5	9	3	—	—	—	—
713950	Bowling centers . . . . .	587	1 971	7 232	22	2	3	5	9	3	—	—	—	—
71399	All other amusement & recreation industries . . . . .	527	2 223	9 266	51	23	12	7	8	1	—	—	—	—
713990	All other amusement & recreation industries . . . . .	527	2 223	9 266	51	23	12	7	8	1	—	—	—	—
<b>72</b>	<b>Accommodation &amp; food services . . . . .</b>	<b>56 462</b>	<b>194 308</b>	<b>818 121</b>	<b>2 354</b>	<b>590</b>	<b>347</b>	<b>552</b>	<b>561</b>	<b>227</b>	<b>67</b>	<b>8</b>	<b>2</b>	<b>—</b>
721	Accommodation . . . . .	8 033	36 052	153 461	154	35	19	26	39	10	17	7	1	—
7211	Traveler accommodation . . . . .	(I)	(D)	(D)	125	21	7	24	38	10	17	7	1	—
72111	Hotels (exc casino hotels) & motels . . . . .	7 841	35 466	150 765	123	20	7	23	38	10	17	7	1	—
721110	Hotels (exc casino hotels) & motels . . . . .	7 841	35 466	150 765	123	20	7	23	38	10	17	7	1	—
7213	Rooming & boarding houses . . . . .	134	434	1 809	25	11	12	2	—	—	—	—	—	—
72131	Rooming & boarding houses . . . . .	134	434	1 809	25	11	12	2	—	—	—	—	—	—
721310	Rooming & boarding houses . . . . .	134	434	1 809	25	11	12	2	—	—	—	—	—	—
722	Food services & drinking places . . . . .	48 429	158 256	664 660	2 200	555	328	526	522	217	50	1	1	—
7221	Full-service restaurants . . . . .	24 894	83 534	353 229	754	159	74	117	206	160	38	—	—	—
72211	Full-service restaurants . . . . .	24 894	83 534	353 229	754	159	74	117	206	160	38	—	—	—
722110	Full-service restaurants . . . . .	24 894	83 534	353 229	754	159	74	117	206	160	38	—	—	—
7222	Limited-service eating places . . . . .	16 501	44 388	188 426	1 081	259	188	332	263	38	1	—	—	—
72221	Limited-service eating places . . . . .	16 501	44 388	188 426	1 081	259	188	332	263	38	1	—	—	—
722211	Limited-service restaurants . . . . .	13 141	36 361	152 995	778	169	127	214	235	32	1	—	—	—
722212	Cafeterias . . . . .	458	1 346	5 757	25	13	2	3	4	—	—	—	—	—
722213	Snack & nonalcoholic beverage bars . . . . .	2 902	6 681	29 674	278	77	59	115	25	2	—	—	—	—
7223	Special food services . . . . .	4 453	22 988	91 672	243	103	47	42	31	12	6	1	1	—
72231	Food service contractors . . . . .	3 322	18 582	72 918	164	54	40	32	24	9	4	—	—	—
722310	Food service contractors . . . . .	3 322	18 582	72 918	164	54	40	32	24	9	4	—	—	—
72232	Caterers . . . . .	1 026	3 336	15 083	58	31	7	8	7	2	2	1	—	—
722320	Caterers . . . . .	1 026	3 336	15 083	58	31	7	8	7	2	2	1	—	—
72233	Mobile food services . . . . .	105	1 070	3 671	21	18	—	2	—	1	—	—	—	—
722330	Mobile food services . . . . .	105	1 070	3 671	21	18	—	2	—	1	—	—	—	—

See footnotes at end of table.

**Table 6. Counties—Employees, Payroll, and Establishments by Industry: 2003—Con.**

[Excludes most government employees, railroad employees, and self-employed persons. Size class 1 to 4 includes establishments with payroll, but no employees, during mid-March pay period. (D) denotes figures withheld to avoid disclosing data for individual companies; the data are included in broader industry totals. Detailed industries with 100 or more employees are shown if industry was not a (D). For explanation of terms, abbreviations, and data reliability/comparability, see introductory text]

NAICS code	Industry	Number of employees for week including March 12	Payroll (\$1,000)		Total number of establishments	Number of establishments by employment-size class								
			First quarter	Annual		1 to 4	5 to 9	10 to 19	20 to 49	50 to 99	100 to 249	250 to 499	500 to 999	1,000 or more
<b>HENNEPIN—Con.</b>														
<b>72</b>	<b>Accommodation &amp; food services—Con.</b>													
722	Food services & drinking places—Con.													
7224	Drinking places (alcoholic beverages) . . . . .	2 581	7 346	31 333	122	34	19	35	22	7	5	—	—	—
72241	Drinking places (alcoholic beverages) . . . . .	2 581	7 346	31 333	122	34	19	35	22	7	5	—	—	—
722410	Drinking places (alcoholic beverages) . . . . .	2 581	7 346	31 333	122	34	19	35	22	7	5	—	—	—
<b>81</b>	<b>Other services (except public administration) . . . . .</b>	<b>37 101</b>	<b>214 599</b>	<b>884 163</b>	<b>3 331</b>	<b>1 685</b>	<b>725</b>	<b>502</b>	<b>305</b>	<b>73</b>	<b>34</b>	<b>5</b>	<b>1</b>	<b>1</b>
811	Repair & maintenance . . . . .	7 616	70 147	292 760	885	486	229	105	53	5	5	1	1	—
8111	Automotive repair & maintenance . . . . .	4 400	30 008	125 464	585	287	178	78	37	2	3	—	—	—
81111	Automotive mechanical & electrical R&M . . . . .	1 819	13 719	57 047	350	197	114	30	8	1	—	—	—	—
811111	General automotive repair . . . . .	1 507	11 464	47 422	286	161	91	26	7	1	—	—	—	—
811113	Automotive transmission repair . . . . .	116	992	3 950	21	9	11	—	1	—	—	—	—	—
811118	Other automotive mechanical & electrical R&M . . . . .	152	988	4 390	33	21	9	3	—	—	—	—	—	—
81112	Automotive body, paint, interior & glass repair . . . . .	1 269	11 610	48 026	145	62	44	25	13	—	1	—	—	—
811121	Automotive body, paint & interior R&M . . . . .	894	9 295	37 816	115	54	33	16	12	—	—	—	—	—
811122	Automotive glass replacement shops . . . . .	375	2 315	10 210	30	8	11	9	1	—	1	—	—	—
81119	Other automotive R&M . . . . .	1 312	4 679	20 391	90	28	20	23	16	1	2	—	—	—
811191	Automotive oil change & lubrication shops . . . . .	422	1 614	6 572	35	2	10	19	4	—	—	—	—	—
811192	Car washes . . . . .	852	2 824	12 056	49	21	10	4	11	1	2	—	—	—
8112	Electronic & precision equipment R&M . . . . .	1 752	25 489	108 535	80	44	16	8	7	3	1	—	1	—
81121	Electronic & precision equipment R&M . . . . .	1 752	25 489	108 535	80	44	16	8	7	3	1	—	1	—
811212	Computer & office machine R&M . . . . .	453	5 531	20 471	29	15	9	1	2	1	1	—	—	—
811219	Other electronic & precision equipment R&M . . . . .	262	3 809	15 642	28	15	4	6	2	1	—	—	—	—
8113	Commercial equipment (exc auto & elec) R&M . . . . .	828	10 071	40 264	71	42	13	9	6	—	—	1	—	—
81131	Commercial equipment (exc auto & elec) R&M . . . . .	828	10 071	40 264	71	42	13	9	6	—	—	1	—	—
811310	Commercial equipment (exc auto & elec) R&M . . . . .	828	10 071	40 264	71	42	13	9	6	—	—	1	—	—
8114	Personal & household goods R&M . . . . .	636	4 579	18 497	149	113	22	10	3	—	1	—	—	—
81141	Home, garden equipment & appliance R&M . . . . .	210	2 267	8 500	24	16	3	3	1	—	1	—	—	—
811412	Appliance repair & maintenance . . . . .	177	2 039	7 484	14	9	2	1	1	—	1	—	—	—
81142	Reupholstery & furniture repair . . . . .	105	593	2 293	36	26	10	—	—	—	—	—	—	—
811420	Reupholstery & furniture repair . . . . .	105	593	2 293	36	26	10	—	—	—	—	—	—	—
81149	Other personal & household goods R&M . . . . .	297	1 609	7 242	81	64	9	6	2	—	—	—	—	—
811490	Other personal & household goods R&M . . . . .	297	1 609	7 242	81	64	9	6	2	—	—	—	—	—
812	Personal & laundry services . . . . .	11 936	52 093	219 077	1 092	567	209	186	97	22	9	1	—	1
8121	Personal care services . . . . .	6 166	22 907	100 675	605	336	114	94	48	9	3	—	—	1
81211	Hair, nail & skin care services . . . . .	5 537	20 914	91 568	513	284	100	77	39	9	3	—	—	1
812112	Beauty salons . . . . .	5 276	19 987	87 390	415	204	87	73	38	9	3	—	—	1
812113	Nail salons . . . . .	206	637	3 078	83	67	12	4	—	—	—	—	—	—
81219	Other personal care services . . . . .	629	1 993	9 107	92	52	14	17	9	—	—	—	—	—
812191	Diet & weight reducing centers . . . . .	191	630	3 104	17	6	4	2	5	—	—	—	—	—
812199	Other personal care services . . . . .	438	1 363	6 003	75	46	10	15	4	—	—	—	—	—
8122	Death care services . . . . .	571	3 721	15 919	60	27	12	13	7	1	—	—	—	—
81221	Funeral homes . . . . .	415	2 941	12 202	44	19	10	10	4	1	—	—	—	—
812210	Funeral homes . . . . .	415	2 941	12 202	44	19	10	10	4	1	—	—	—	—
81222	Cemeteries & crematories . . . . .	156	780	3 717	16	8	2	3	3	—	—	—	—	—
812220	Cemeteries & crematories . . . . .	156	780	3 717	16	8	2	3	3	—	—	—	—	—
8123	Drycleaning & laundry services . . . . .	2 401	13 445	54 499	124	38	31	30	15	5	4	1	—	—
81231	Coin-operated laundries & drycleaners . . . . .	119	476	2 069	19	11	3	4	1	—	—	—	—	—
812310	Coin-operated laundries & drycleaners . . . . .	119	476	2 069	19	11	3	4	1	—	—	—	—	—
81232	Drycleaning & laundry services (exc coin-op) . . . . .	1 252	4 586	19 160	98	27	28	26	13	4	—	—	—	—
812320	Drycleaning & laundry services (exc coin-op) . . . . .	1 252	4 586	19 160	98	27	28	26	13	4	—	—	—	—
81233	Linen & uniform supply . . . . .	1 030	8 383	33 270	7	—	—	—	1	1	4	1	—	—
8129	Other personal services . . . . .	2 798	12 020	47 984	303	166	52	49	27	7	2	—	—	—
81291	Pet care (except veterinary) services . . . . .	169	429	2 087	43	34	4	4	1	—	—	—	—	—
812910	Pet care (except veterinary) services . . . . .	169	429	2 087	43	34	4	4	1	—	—	—	—	—
81292	Photofinishing . . . . .	568	4 202	13 592	44	13	19	7	1	3	1	—	—	—
812921	Photofinishing laboratories (except one-hour) . . . . .	440	3 760	11 735	21	7	3	6	1	3	1	—	—	—
812922	One-hour photofinishing . . . . .	128	442	1 857	23	6	16	1	—	—	—	—	—	—
81293	Parking lots & garages . . . . .	1 746	5 681	24 196	119	37	24	33	20	4	1	—	—	—
812930	Parking lots & garages . . . . .	1 746	5 681	24 196	119	37	24	33	20	4	1	—	—	—
81299	All other personal services . . . . .	315	1 708	8 109	97	82	5	5	5	—	—	—	—	—
812990	All other personal services . . . . .	315	1 708	8 109	97	82	5	5	5	—	—	—	—	—
813	Religious, grantmaking, civic, prof & like organizations . . . . .	17 549	92 359	372 326	1 354	632	287	211	155	46	20	3	—	—
8131	Religious organizations . . . . .	10 237	46 175	183 483	679	277	151	129	78	29	12	3	—	—
81311	Religious organizations . . . . .	10 237	46 175	183 483	679	277	151	129	78	29	12	3	—	—
813110	Religious organizations . . . . .	10 237	46 175	183 483	679	277	151	129	78	29	12	3	—	—
8132	Grantmaking & giving services . . . . .	1 121	9 080	37 480	98	52	22	12	10	—	2	—	—	—
81321	Grantmaking & giving services . . . . .	1 121	9 080	37 480	98	52	22	12	10	—	2	—	—	—
813211	Grantmaking foundations . . . . .	293	3 482	15 087	45	32	5	4	4	—	—	—	—	—
813212	Voluntary health organizations . . . . .	623	4 327	16 952	33	13	10	5	3	—	2	—	—	—
813219	Other grantmaking & giving services . . . . .	205	1 271	5 441	20	7	7	3	3	—	—	—	—	—
8133	Social advocacy organizations . . . . .	1 018	6 117	25 367	126	78	25	13	6	2	2	—	—	—
81331	Social advocacy organizations . . . . .	1 018	6 117	25 367	126	78	25	13	6	2	2	—	—	—
813311	Human rights organizations . . . . .	239	1 872	7 031	20	7	5	5	2	1	—	—	—	—
813312	Environment & wildlife organizations . . . . .	357	1 947	9 058	22	10	9	—	1	—	2	—	—	—
813319	Other social advocacy organizations . . . . .	422	2 298	9 278	84	61	11	8	3	1	—	—	—	—
8134	Civic & social organizations . . . . .	2 147	8 070	33 460	143	54	34	21	24	8	2	—	—	—
81341	Civic & social organizations . . . . .	2 147	8 070	33 460	143	54	34	21	24	8	2	—	—	—
813410	Civic & social organizations . . . . .	2 147	8 070	33 460	143	54	34	21	24	8	2	—	—	—

See footnotes at end of table.

**Table 6. Counties—Employees, Payroll, and Establishments by Industry: 2003—Con.**

[Excludes most government employees, railroad employees, and self-employed persons. Size class 1 to 4 includes establishments with payroll, but no employees, during mid-March pay period. (D) denotes figures withheld to avoid disclosing data for individual companies; the data are included in broader industry totals. Detailed industries with 100 or more employees are shown if industry was not a (D). For explanation of terms, abbreviations, and data reliability/comparability, see introductory text]

NAICS code	Industry	Number of employees for week including March 12	Payroll (\$1,000)		Total number of establishments	Number of establishments by employment-size class								
			First quarter	Annual		1 to 4	5 to 9	10 to 19	20 to 49	50 to 99	100 to 249	250 to 499	500 to 999	1,000 or more
<b>HENNEPIN—Con.</b>														
<b>81</b>	<b>Other services (except public administration)—Con.</b>													
813	Religious, grantmaking, civic, prof & like organizations—Con.													
8139	Business, labor, political, like organizations . . . . .	3 026	22 917	92 536	308	171	55	36	37	7	2	—	—	—
81391	Business associations . . . . .	797	8 254	33 672	100	57	20	10	11	2	—	—	—	—
813910	Business associations . . . . .	797	8 254	33 672	100	57	20	10	11	2	—	—	—	—
81392	Professional organizations . . . . .	382	3 388	14 370	50	32	9	3	5	1	—	—	—	—
813920	Professional organizations . . . . .	382	3 388	14 370	50	32	9	3	5	1	—	—	—	—
81393	Labor unions & similar labor organizations . . . . .	1 567	9 487	36 583	86	23	19	19	19	4	2	—	—	—
813930	Labor unions & similar labor organizations . . . . .	1 567	9 487	36 583	86	23	19	19	19	4	2	—	—	—
81399	Oth similar organizations (exc business, prof, labor, pol) . . . . .	262	1 615	7 172	62	49	7	4	2	—	—	—	—	—
813990	Oth similar organizations (exc business, prof, labor, pol) . . . . .	262	1 615	7 172	62	49	7	4	2	—	—	—	—	—
<b>99</b>	<b>Unclassified establishments . . . . .</b>	<b>132</b>	<b>462</b>	<b>4 329</b>	<b>145</b>	<b>140</b>	<b>3</b>	<b>2</b>	<b>—</b>	<b>—</b>	<b>—</b>	<b>—</b>	<b>—</b>	<b>—</b>
<b>HOUSTON</b>														
	<b>Total . . . . .</b>	<b>4 454</b>	<b>21 160</b>	<b>95 319</b>	<b>454</b>	<b>262</b>	<b>80</b>	<b>63</b>	<b>31</b>	<b>14</b>	<b>3</b>	<b>1</b>	<b>—</b>	<b>—</b>
<b>11</b>	<b>Forestry, fishing, hunting, and agriculture support . . . . .</b>	<b>(A)</b>	<b>(D)</b>	<b>(D)</b>	<b>1</b>	<b>1</b>	<b>—</b>	<b>—</b>	<b>—</b>	<b>—</b>	<b>—</b>	<b>—</b>	<b>—</b>	<b>—</b>
<b>21</b>	<b>Mining . . . . .</b>	<b>(A)</b>	<b>(D)</b>	<b>(D)</b>	<b>2</b>	<b>1</b>	<b>—</b>	<b>1</b>	<b>—</b>	<b>—</b>	<b>—</b>	<b>—</b>	<b>—</b>	<b>—</b>
<b>22</b>	<b>Utilities . . . . .</b>	<b>(A)</b>	<b>(D)</b>	<b>(D)</b>	<b>1</b>	<b>—</b>	<b>1</b>	<b>—</b>	<b>—</b>	<b>—</b>	<b>—</b>	<b>—</b>	<b>—</b>	<b>—</b>
<b>23</b>	<b>Construction . . . . .</b>	<b>257</b>	<b>1 709</b>	<b>8 829</b>	<b>68</b>	<b>50</b>	<b>14</b>	<b>2</b>	<b>2</b>	<b>—</b>	<b>—</b>	<b>—</b>	<b>—</b>	<b>—</b>
238	Specialty Trade Contractors . . . . .	152	1 039	5 058	41	30	8	2	1	—	—	—	—	—
<b>31-33</b>	<b>Manufacturing . . . . .</b>	<b>793</b>	<b>4 057</b>	<b>18 664</b>	<b>28</b>	<b>10</b>	<b>6</b>	<b>4</b>	<b>4</b>	<b>3</b>	<b>—</b>	<b>1</b>	<b>—</b>	<b>—</b>
321	Wood product mfg . . . . .	140	887	5 318	3	—	—	1	1	1	—	—	—	—
336	Transportation equipment mfg . . . . .	(E)	(D)	(D)	1	—	—	—	—	—	—	1	—	—
3363	Motor vehicle parts mfg . . . . .	(E)	(D)	(D)	1	—	—	—	—	—	—	1	—	—
33637	Motor vehicle metal stamping . . . . .	(E)	(D)	(D)	1	—	—	—	—	—	—	1	—	—
<b>42</b>	<b>Wholesale trade . . . . .</b>	<b>229</b>	<b>1 477</b>	<b>6 678</b>	<b>23</b>	<b>11</b>	<b>4</b>	<b>5</b>	<b>2</b>	<b>1</b>	<b>—</b>	<b>—</b>	<b>—</b>	<b>—</b>
423	Merchant Wholesalers, Durable Goods . . . . .	143	1 268	5 772	12	5	3	2	1	1	—	—	—	—
<b>44-45</b>	<b>Retail trade . . . . .</b>	<b>616</b>	<b>2 244</b>	<b>10 049</b>	<b>73</b>	<b>39</b>	<b>13</b>	<b>12</b>	<b>7</b>	<b>2</b>	<b>—</b>	<b>—</b>	<b>—</b>	<b>—</b>
444	Bldg material & garden equip & supp dealers . . . . .	108	373	2 178	15	9	1	3	2	—	—	—	—	—
445	Food & beverage stores . . . . .	193	380	1 591	11	4	2	2	1	2	—	—	—	—
4451	Grocery stores . . . . .	167	347	1 447	6	2	—	1	1	2	—	—	—	—
44511	Grocery (except convenience) stores . . . . .	167	347	1 447	6	2	—	1	1	2	—	—	—	—
445110	Grocery (except convenience) stores . . . . .	167	347	1 447	6	2	—	1	1	2	—	—	—	—
447	Gasoline stations . . . . .	149	480	2 046	15	5	2	6	2	—	—	—	—	—
4471	Gasoline stations . . . . .	149	480	2 046	15	5	2	6	2	—	—	—	—	—
44711	Gasoline stations with convenience stores . . . . .	122	367	1 603	10	1	2	5	2	—	—	—	—	—
447110	Gasoline stations with convenience stores . . . . .	122	367	1 603	10	1	2	5	2	—	—	—	—	—
<b>48-49</b>	<b>Transportation &amp; warehousing . . . . .</b>	<b>390</b>	<b>2 004</b>	<b>8 261</b>	<b>20</b>	<b>10</b>	<b>4</b>	<b>2</b>	<b>1</b>	<b>2</b>	<b>1</b>	<b>—</b>	<b>—</b>	<b>—</b>
484	Truck transportation . . . . .	277	1 661	6 901	15	10	3	—	—	1	1	—	—	—
4841	General freight trucking . . . . .	(E)	(D)	(D)	12	8	2	—	—	1	1	—	—	—
48412	General freight trucking, long-distance . . . . .	259	1 572	6 526	8	4	2	—	—	1	1	—	—	—
484121	General freight trucking, long-distance, TL . . . . .	259	1 572	6 526	8	4	2	—	—	1	1	—	—	—
485	Transit & ground passenger transportation . . . . .	113	343	1 360	5	—	1	2	1	1	—	—	—	—
<b>51</b>	<b>Information . . . . .</b>	<b>260</b>	<b>1 947</b>	<b>9 175</b>	<b>9</b>	<b>2</b>	<b>2</b>	<b>2</b>	<b>1</b>	<b>1</b>	<b>1</b>	<b>—</b>	<b>—</b>	<b>—</b>
515	Broadcasting (except Internet) . . . . .	(C)	(D)	(D)	2	—	—	1	—	—	1	—	—	—
5151	Radio and Television Broadcasting . . . . .	(C)	(D)	(D)	2	—	—	1	—	—	1	—	—	—
51512	Television Broadcasting . . . . .	(C)	(D)	(D)	1	—	—	—	—	—	1	—	—	—
<b>52</b>	<b>Finance &amp; insurance . . . . .</b>	<b>170</b>	<b>1 277</b>	<b>5 223</b>	<b>30</b>	<b>21</b>	<b>1</b>	<b>6</b>	<b>2</b>	<b>—</b>	<b>—</b>	<b>—</b>	<b>—</b>	<b>—</b>
522	Credit intermediation & related activities . . . . .	140	1 052	4 111	11	2	1	6	2	—	—	—	—	—
5221	Depository credit intermediation . . . . .	(C)	(D)	(D)	9	—	1	6	2	—	—	—	—	—
52211	Commercial banking . . . . .	(C)	(D)	(D)	7	—	1	4	2	—	—	—	—	—
<b>53</b>	<b>Real estate &amp; rental &amp; leasing . . . . .</b>	<b>8</b>	<b>77</b>	<b>373</b>	<b>5</b>	<b>5</b>	<b>—</b>	<b>—</b>	<b>—</b>	<b>—</b>	<b>—</b>	<b>—</b>	<b>—</b>	<b>—</b>
<b>54</b>	<b>Professional, scientific &amp; technical services . . . . .</b>	<b>138</b>	<b>712</b>	<b>2 770</b>	<b>26</b>	<b>19</b>	<b>1</b>	<b>4</b>	<b>2</b>	<b>—</b>	<b>—</b>	<b>—</b>	<b>—</b>	<b>—</b>
541	Professional, scientific & technical services . . . . .	138	712	2 770	26	19	1	4	2	—	—	—	—	—
<b>55</b>	<b>Management of companies &amp; enterprises . . . . .</b>	<b>(A)</b>	<b>(D)</b>	<b>(D)</b>	<b>1</b>	<b>—</b>	<b>—</b>	<b>1</b>	<b>—</b>	<b>—</b>	<b>—</b>	<b>—</b>	<b>—</b>	<b>—</b>
<b>56</b>	<b>Admin, support, waste mgt, remediation services . . . . .</b>	<b>91</b>	<b>225</b>	<b>1 395</b>	<b>19</b>	<b>14</b>	<b>2</b>	<b>2</b>	<b>1</b>	<b>—</b>	<b>—</b>	<b>—</b>	<b>—</b>	<b>—</b>
<b>61</b>	<b>Educational services . . . . .</b>	<b>(C)</b>	<b>(D)</b>	<b>(D)</b>	<b>6</b>	<b>1</b>	<b>1</b>	<b>1</b>	<b>3</b>	<b>—</b>	<b>—</b>	<b>—</b>	<b>—</b>	<b>—</b>
611	Educational services . . . . .	(C)	(D)	(D)	6	1	1	1	3	—	—	—	—	—
6111	Elementary & secondary schools . . . . .	117	351	1 381	5	—	1	1	3	—	—	—	—	—
61111	Elementary & secondary schools . . . . .	117	351	1 381	5	—	1	1	3	—	—	—	—	—
611110	Elementary & secondary schools . . . . .	117	351	1 381	5	—	1	1	3	—	—	—	—	—

See footnotes at end of table.



**Table 6. Counties—Employees, Payroll, and Establishments by Industry: 2003—Con.**

[Excludes most government employees, railroad employees, and self-employed persons. Size class 1 to 4 includes establishments with payroll, but no employees, during mid-March pay period. (D) denotes figures withheld to avoid disclosing data for individual companies; the data are included in broader industry totals. Detailed industries with 100 or more employees are shown if industry was not a (D). For explanation of terms, abbreviations, and data reliability/comparability, see introductory text]

NAICS code	Industry	Number of employees for week including March 12	Payroll (\$1,000)		Total number of establishments	Number of establishments by employment-size class								
			First quarter	Annual		1 to 4	5 to 9	10 to 19	20 to 49	50 to 99	100 to 249	250 to 499	500 to 999	1,000 or more
<b>HOUSTON—Con.</b>														
<b>62</b>	<b>Health care and social assistance</b> .....	<b>842</b>	<b>3 690</b>	<b>15 230</b>	<b>42</b>	<b>18</b>	<b>6</b>	<b>9</b>	<b>3</b>	<b>5</b>	<b>1</b>	—	—	—
621	Ambulatory health care services .....	127	1 162	4 961	19	9	5	4	1	—	—	—	—	—
623	Nursing & residential care facilities .....	486	1 959	8 102	11	1	—	5	1	3	1	—	—	—
6231	Nursing care facilities .....	(E)	(D)	(D)	3	—	—	—	—	3	—	—	—	—
62311	Nursing care facilities .....	(E)	(D)	(D)	3	—	—	—	—	3	—	—	—	—
6232	Residential mental retardation, health facil .....	(C)	(D)	(D)	7	1	—	4	1	—	1	—	—	—
62321	Residential mental retardation facilities .....	(C)	(D)	(D)	6	—	—	4	1	—	1	—	—	—
624	Social assistance .....	229	569	2 167	12	8	1	—	1	2	—	—	—	—
6243	Vocational rehabilitation services .....	(C)	(D)	(D)	3	—	—	—	1	2	—	—	—	—
62431	Vocational rehabilitation services .....	(C)	(D)	(D)	3	—	—	—	1	2	—	—	—	—
<b>71</b>	<b>Arts, entertainment &amp; recreation</b> .....	<b>25</b>	<b>30</b>	<b>291</b>	<b>9</b>	<b>7</b>	<b>1</b>	<b>1</b>	—	—	—	—	—	—
<b>72</b>	<b>Accommodation &amp; food services</b> .....	<b>218</b>	<b>322</b>	<b>1 576</b>	<b>35</b>	<b>16</b>	<b>12</b>	<b>5</b>	<b>2</b>	—	—	—	—	—
722	Food services & drinking places .....	(C)	(D)	(D)	29	11	11	5	2	—	—	—	—	—
7221	Full-service restaurants .....	123	168	754	19	8	6	4	1	—	—	—	—	—
72211	Full-service restaurants .....	123	168	754	19	8	6	4	1	—	—	—	—	—
722110	Full-service restaurants .....	123	168	754	19	8	6	4	1	—	—	—	—	—
<b>81</b>	<b>Other services (except public administration)</b> .....	<b>257</b>	<b>683</b>	<b>2 713</b>	<b>53</b>	<b>34</b>	<b>12</b>	<b>6</b>	<b>1</b>	—	—	—	—	—
813	Religious, grantmaking, civic, prof & like organizations .....	183	389	1 527	27	13	7	6	1	—	—	—	—	—
8131	Religious organizations .....	112	286	1 104	17	7	5	5	—	—	—	—	—	—
81311	Religious organizations .....	112	286	1 104	17	7	5	5	—	—	—	—	—	—
813110	Religious organizations .....	112	286	1 104	17	7	5	5	—	—	—	—	—	—
<b>99</b>	<b>Unclassified establishments</b> .....	<b>5</b>	<b>5</b>	<b>39</b>	<b>3</b>	<b>3</b>	—	—	—	—	—	—	—	—
<b>HUBBARD</b>														
	<b>Total</b> .....	<b>4 565</b>	<b>23 393</b>	<b>110 415</b>	<b>560</b>	<b>368</b>	<b>99</b>	<b>54</b>	<b>28</b>	<b>5</b>	<b>4</b>	<b>1</b>	<b>1</b>	—
<b>11</b>	<b>Forestry, fishing, hunting, and agriculture support</b> .....	<b>75</b>	<b>395</b>	<b>1 442</b>	<b>15</b>	<b>10</b>	<b>4</b>	—	<b>1</b>	—	—	—	—	—
<b>22</b>	<b>Utilities</b> .....	<b>(B)</b>	<b>(D)</b>	<b>(D)</b>	<b>3</b>	<b>1</b>	—	<b>1</b>	—	—	—	—	—	—
<b>23</b>	<b>Construction</b> .....	<b>266</b>	<b>1 832</b>	<b>10 588</b>	<b>96</b>	<b>77</b>	<b>12</b>	<b>7</b>	—	—	—	—	—	—
238	Specialty Trade Contractors .....	152	1 052	6 185	55	44	7	4	—	—	—	—	—	—
<b>31-33</b>	<b>Manufacturing</b> .....	<b>1 081</b>	<b>5 693</b>	<b>27 003</b>	<b>32</b>	<b>20</b>	<b>5</b>	<b>2</b>	<b>2</b>	—	<b>2</b>	—	<b>1</b>	—
311	Food mfg .....	(F)	(D)	(D)	3	1	1	—	—	—	—	—	1	—
3114	Fruit & veg preserving & specialty food mfg ....	(F)	(D)	(D)	2	—	1	—	—	—	—	—	1	—
31141	Frozen food mfg .....	(F)	(D)	(D)	1	—	—	—	—	—	—	—	1	—
332	Fabricated metal product mfg .....	(C)	(D)	(D)	2	1	—	—	—	—	1	—	—	—
3327	Mach shops, turn prod, screw, nut, bolt mfg ....	(C)	(D)	(D)	2	1	—	—	—	—	1	—	—	—
33271	Machine shops .....	(C)	(D)	(D)	2	1	—	—	—	—	1	—	—	—
339	Miscellaneous mfg .....	(C)	(D)	(D)	2	1	—	—	—	—	1	—	—	—
3391	Medical equipment & supplies mfg .....	(C)	(D)	(D)	1	—	—	—	—	—	1	—	—	—
33911	Medical equipment & supplies mfg .....	(C)	(D)	(D)	1	—	—	—	—	—	1	—	—	—
<b>42</b>	<b>Wholesale trade</b> .....	<b>22</b>	<b>116</b>	<b>412</b>	<b>7</b>	<b>6</b>	—	<b>1</b>	—	—	—	—	—	—
<b>44-45</b>	<b>Retail trade</b> .....	<b>916</b>	<b>3 760</b>	<b>17 901</b>	<b>116</b>	<b>63</b>	<b>28</b>	<b>16</b>	<b>7</b>	<b>1</b>	<b>1</b>	—	—	—
441	Motor vehicle & parts dealers .....	117	834	3 802	18	10	5	1	2	—	—	—	—	—
445	Food & beverage stores .....	296	1 052	4 924	14	7	3	1	1	1	1	—	—	—
4451	Grocery stores .....	(E)	(D)	(D)	6	2	1	1	—	1	1	—	—	—
44511	Grocery (except convenience) stores .....	229	701	3 319	4	2	—	—	—	1	1	—	—	—
445110	Grocery (except convenience) stores .....	229	701	3 319	4	2	—	—	—	1	1	—	—	—
447	Gasoline stations .....	134	428	1 779	18	5	6	7	—	—	—	—	—	—
4471	Gasoline stations .....	134	428	1 779	18	5	6	7	—	—	—	—	—	—
44711	Gasoline stations with convenience stores ...	(C)	(D)	(D)	16	4	6	6	—	—	—	—	—	—
452	General merchandise stores .....	101	368	1 835	5	2	—	—	3	—	—	—	—	—
4529	Other general merchandise stores .....	101	368	1 835	5	2	—	—	3	—	—	—	—	—
45299	All other general merchandise stores .....	101	368	1 835	5	2	—	—	3	—	—	—	—	—
452990	All other general merchandise stores .....	101	368	1 835	5	2	—	—	3	—	—	—	—	—
<b>48-49</b>	<b>Transportation &amp; warehousing</b> .....	<b>84</b>	<b>558</b>	<b>2 190</b>	<b>14</b>	<b>10</b>	<b>3</b>	—	—	<b>1</b>	—	—	—	—
<b>51</b>	<b>Information</b> .....	<b>73</b>	<b>410</b>	<b>1 700</b>	<b>9</b>	<b>3</b>	<b>3</b>	<b>2</b>	<b>1</b>	—	—	—	—	—
<b>52</b>	<b>Finance &amp; insurance</b> .....	<b>173</b>	<b>1 262</b>	<b>5 658</b>	<b>22</b>	<b>15</b>	<b>3</b>	<b>1</b>	<b>2</b>	<b>1</b>	—	—	—	—
522	Credit intermediation & related activities .....	145	1 055	4 694	8	3	1	1	2	1	—	—	—	—
5221	Depository credit intermediation .....	(C)	(D)	(D)	6	2	1	—	2	1	—	—	—	—
<b>53</b>	<b>Real estate &amp; rental &amp; leasing</b> .....	<b>27</b>	<b>96</b>	<b>680</b>	<b>17</b>	<b>16</b>	<b>1</b>	—	—	—	—	—	—	—
<b>54</b>	<b>Professional, scientific &amp; technical services</b> .....	<b>79</b>	<b>372</b>	<b>1 601</b>	<b>28</b>	<b>24</b>	<b>2</b>	<b>2</b>	—	—	—	—	—	—
<b>55</b>	<b>Management of companies &amp; enterprises</b> ..	<b>(B)</b>	<b>(D)</b>	<b>(D)</b>	<b>1</b>	—	—	—	<b>1</b>	—	—	—	—	—
<b>56</b>	<b>Admin, support, waste mgt, remediation services</b> .....	<b>40</b>	<b>129</b>	<b>608</b>	<b>13</b>	<b>12</b>	—	—	<b>1</b>	—	—	—	—	—
<b>61</b>	<b>Educational services</b> .....	<b>(B)</b>	<b>(D)</b>	<b>(D)</b>	<b>2</b>	<b>1</b>	—	—	—	<b>1</b>	—	—	—	—

See footnotes at end of table.

**Table 6. Counties—Employees, Payroll, and Establishments by Industry: 2003—Con.**

[Excludes most government employees, railroad employees, and self-employed persons. Size class 1 to 4 includes establishments with payroll, but no employees, during mid-March pay period. (D) denotes figures withheld to avoid disclosing data for individual companies; the data are included in broader industry totals. Detailed industries with 100 or more employees are shown if industry was not a (D). For explanation of terms, abbreviations, and data reliability/comparability, see introductory text]

NAICS code	Industry	Number of employees for week including March 12	Payroll (\$1,000)		Total number of establishments	Number of establishments by employment-size class								
			First quarter	Annual		1 to 4	5 to 9	10 to 19	20 to 49	50 to 99	100 to 249	250 to 499	500 to 999	1,000 or more
<b>HUBBARD—Con.</b>														
<b>62</b>	<b>Health care and social assistance</b> .....	<b>846</b>	<b>6 076</b>	<b>27 448</b>	<b>46</b>	<b>18</b>	<b>19</b>	<b>4</b>	<b>2</b>	<b>1</b>	<b>1</b>	<b>1</b>	<b>—</b>	<b>—</b>
621	Ambulatory health care services .....	214	1 708	10 755	22	10	7	3	1	1	—	—	—	—
622	Hospitals .....	(E)	(D)	(D)	1	—	—	—	—	—	—	1	—	—
6221	General medical & surgical hospitals .....	(E)	(D)	(D)	1	—	—	—	—	—	—	1	—	—
62211	General medical & surgical hospitals .....	(E)	(D)	(D)	1	—	—	—	—	—	—	1	—	—
623	Nursing & residential care facilities .....	244	1 181	4 303	13	2	10	—	—	—	1	—	—	—
6231	Nursing care facilities .....	(C)	(D)	(D)	1	—	—	—	—	—	1	—	—	—
62311	Nursing care facilities .....	(C)	(D)	(D)	1	—	—	—	—	—	1	—	—	—
<b>71</b>	<b>Arts, entertainment &amp; recreation</b> .....	<b>24</b>	<b>68</b>	<b>570</b>	<b>9</b>	<b>7</b>	<b>1</b>	<b>1</b>	<b>—</b>	<b>—</b>	<b>—</b>	<b>—</b>	<b>—</b>	<b>—</b>
<b>72</b>	<b>Accommodation &amp; food services</b> .....	<b>458</b>	<b>959</b>	<b>5 641</b>	<b>73</b>	<b>46</b>	<b>9</b>	<b>10</b>	<b>8</b>	<b>—</b>	<b>—</b>	<b>—</b>	<b>—</b>	<b>—</b>
722	Food services & drinking places .....	369	691	3 975	45	23	8	7	7	—	—	—	—	—
7221	Full-service restaurants .....	206	401	2 535	22	10	4	4	4	—	—	—	—	—
72211	Full-service restaurants .....	206	401	2 535	22	10	4	4	4	—	—	—	—	—
722110	Full-service restaurants .....	206	401	2 535	22	10	4	4	4	—	—	—	—	—
7222	Limited-service eating places .....	144	256	1 272	16	7	3	3	3	—	—	—	—	—
72221	Limited-service eating places .....	144	256	1 272	16	7	3	3	3	—	—	—	—	—
722211	Limited-service restaurants .....	117	227	1 084	9	3	1	2	3	—	—	—	—	—
<b>81</b>	<b>Other services (except public administration)</b> .....	<b>271</b>	<b>778</b>	<b>3 465</b>	<b>55</b>	<b>37</b>	<b>9</b>	<b>7</b>	<b>2</b>	<b>—</b>	<b>—</b>	<b>—</b>	<b>—</b>	<b>—</b>
813	Religious, grantmaking, civic, prof & like organizations .....	176	397	1 769	24	12	5	5	2	—	—	—	—	—
<b>99</b>	<b>Unclassified establishments</b> .....	<b>(A)</b>	<b>(D)</b>	<b>(D)</b>	<b>2</b>	<b>2</b>	<b>—</b>	<b>—</b>	<b>—</b>	<b>—</b>	<b>—</b>	<b>—</b>	<b>—</b>	<b>—</b>
<b>ISANTI</b>														
	<b>Total</b> .....	<b>8 448</b>	<b>52 472</b>	<b>218 895</b>	<b>796</b>	<b>473</b>	<b>148</b>	<b>94</b>	<b>54</b>	<b>17</b>	<b>7</b>	<b>2</b>	<b>1</b>	<b>—</b>
<b>11</b>	<b>Forestry, fishing, hunting, and agriculture support</b> .....	<b>(A)</b>	<b>(D)</b>	<b>(D)</b>	<b>1</b>	<b>1</b>	<b>—</b>	<b>—</b>	<b>—</b>	<b>—</b>	<b>—</b>	<b>—</b>	<b>—</b>	<b>—</b>
<b>22</b>	<b>Utilities</b> .....	<b>(C)</b>	<b>(D)</b>	<b>(D)</b>	<b>2</b>	<b>—</b>	<b>1</b>	<b>—</b>	<b>—</b>	<b>—</b>	<b>1</b>	<b>—</b>	<b>—</b>	<b>—</b>
221	Utilities .....	(C)	(D)	(D)	2	—	1	—	—	—	1	—	—	—
2211	Elec pwr generation, transmsn & distribution ...	(C)	(D)	(D)	1	—	—	—	—	—	1	—	—	—
22112	Electric pwr transmsn, control & distribution ..	(C)	(D)	(D)	1	—	—	—	—	—	1	—	—	—
<b>23</b>	<b>Construction</b> .....	<b>486</b>	<b>3 430</b>	<b>18 197</b>	<b>181</b>	<b>153</b>	<b>19</b>	<b>7</b>	<b>2</b>	<b>—</b>	<b>—</b>	<b>—</b>	<b>—</b>	<b>—</b>
236	Construction of Buildings .....	(C)	(D)	(D)	55	45	5	3	2	—	—	—	—	—
2361	Residential Building Construction .....	172	1 176	5 734	52	44	4	2	2	—	—	—	—	—
23611	Residential Building Construction .....	172	1 176	5 734	52	44	4	2	2	—	—	—	—	—
238	Specialty Trade Contractors .....	283	2 037	11 226	119	101	14	4	—	—	—	—	—	—
2382	Building Equipment Contractors .....	104	746	3 320	35	28	5	2	—	—	—	—	—	—
<b>31-33</b>	<b>Manufacturing</b> .....	<b>1 410</b>	<b>11 664</b>	<b>49 989</b>	<b>70</b>	<b>28</b>	<b>10</b>	<b>14</b>	<b>13</b>	<b>2</b>	<b>3</b>	<b>—</b>	<b>—</b>	<b>—</b>
332	Fabricated metal product mfg .....	568	5 783	23 369	22	7	5	4	3	1	2	—	—	—
3323	Architectural & structural metals mfg .....	102	887	4 549	6	1	2	2	—	1	—	—	—	—
3324	Boiler, tank & shipping container mfg .....	(C)	(D)	(D)	1	—	—	—	—	—	1	—	—	—
33242	Metal tank (heavy gauge) mfg .....	(C)	(D)	(D)	1	—	—	—	—	—	1	—	—	—
3327	Mach shops, turn prod, screw, nut, bolt mfg ....	328	3 179	12 471	12	5	3	1	2	—	1	—	—	—
33271	Machine shops .....	(E)	(D)	(D)	11	5	3	—	2	—	1	—	—	—
336	Transportation equipment mfg .....	274	1 767	7 720	4	1	—	—	2	—	1	—	—	—
3369	Other transportation equipment mfg .....	(C)	(D)	(D)	2	1	—	—	—	—	1	—	—	—
33699	Other transportation equipment mfg .....	(C)	(D)	(D)	2	1	—	—	—	—	1	—	—	—
<b>42</b>	<b>Wholesale trade</b> .....	<b>111</b>	<b>671</b>	<b>3 245</b>	<b>29</b>	<b>23</b>	<b>2</b>	<b>3</b>	<b>1</b>	<b>—</b>	<b>—</b>	<b>—</b>	<b>—</b>	<b>—</b>
<b>44-45</b>	<b>Retail trade</b> .....	<b>1 785</b>	<b>7 807</b>	<b>32 758</b>	<b>112</b>	<b>42</b>	<b>29</b>	<b>27</b>	<b>8</b>	<b>3</b>	<b>2</b>	<b>1</b>	<b>—</b>	<b>—</b>
441	Motor vehicle & parts dealers .....	214	1 450	6 085	19	7	6	4	1	1	—	—	—	—
4411	Automobile dealers .....	119	901	3 759	8	3	1	3	—	1	—	—	—	—
44111	New car dealers .....	107	842	3 502	4	—	—	3	—	1	—	—	—	—
441110	New car dealers .....	107	842	3 502	4	—	—	3	—	1	—	—	—	—
444	Bldg material & garden equip & supp dealers .....	246	1 325	5 210	16	6	5	3	1	—	1	—	—	—
4441	Building material & supplies dealers .....	193	1 067	3 838	12	5	4	2	—	—	1	—	—	—
44411	Home centers .....	(C)	(D)	(D)	1	—	—	—	—	—	1	—	—	—
445	Food & beverage stores .....	259	1 149	4 350	9	1	1	4	1	2	—	—	—	—
4451	Grocery stores .....	216	970	3 658	5	—	1	1	1	2	—	—	—	—
44511	Grocery (except convenience) stores .....	216	970	3 658	5	—	1	1	1	2	—	—	—	—
445110	Grocery (except convenience) stores .....	216	970	3 658	5	—	1	1	1	2	—	—	—	—
447	Gasoline stations .....	214	612	2 531	16	1	5	6	4	—	—	—	—	—
4471	Gasoline stations .....	214	612	2 531	16	1	5	6	4	—	—	—	—	—
44711	Gasoline stations with convenience stores ...	(C)	(D)	(D)	15	—	5	6	4	—	—	—	—	—
452	General merchandise stores .....	(F)	(D)	(D)	6	2	2	—	—	—	1	1	—	—
4521	Department stores .....	(C)	(D)	(D)	1	—	—	—	—	—	1	—	—	—
45211	Department stores .....	(C)	(D)	(D)	1	—	—	—	—	—	1	—	—	—
4529	Other general merchandise stores .....	(E)	(D)	(D)	5	2	2	—	—	—	—	1	—	—
45291	Warehouse clubs & superstores .....	(E)	(D)	(D)	1	—	—	—	—	—	—	1	—	—
<b>48-49</b>	<b>Transportation &amp; warehousing</b> .....	<b>152</b>	<b>1 091</b>	<b>4 425</b>	<b>26</b>	<b>19</b>	<b>4</b>	<b>1</b>	<b>1</b>	<b>1</b>	<b>—</b>	<b>—</b>	<b>—</b>	<b>—</b>
<b>51</b>	<b>Information</b> .....	<b>130</b>	<b>1 052</b>	<b>4 007</b>	<b>11</b>	<b>7</b>	<b>—</b>	<b>—</b>	<b>3</b>	<b>1</b>	<b>—</b>	<b>—</b>	<b>—</b>	<b>—</b>

See footnotes at end of table.

**Table 6. Counties—Employees, Payroll, and Establishments by Industry: 2003—Con.**

[Excludes most government employees, railroad employees, and self-employed persons. Size class 1 to 4 includes establishments with payroll, but no employees, during mid-March pay period. (D) denotes figures withheld to avoid disclosing data for individual companies; the data are included in broader industry totals. Detailed industries with 100 or more employees are shown if industry was not a (D). For explanation of terms, abbreviations, and data reliability/comparability, see introductory text]

NAICS code	Industry	Number of employees for week including March 12	Payroll (\$1,000)		Total number of establishments	Number of establishments by employment-size class								
			First quarter	Annual		1 to 4	5 to 9	10 to 19	20 to 49	50 to 99	100 to 249	250 to 499	500 to 999	1,000 or more
<b>ISANTI—Con.</b>														
<b>52</b>	<b>Finance &amp; insurance</b> .....	<b>339</b>	<b>4 463</b>	<b>13 742</b>	<b>35</b>	<b>24</b>	<b>3</b>	<b>3</b>	<b>3</b>	<b>2</b>	—	—	—	—
522	Credit intermediation & related activities .....	217	2 543	10 665	16	9	1	2	3	1	—	—	—	—
5221	Depository credit intermediation .....	(C)	(D)	(D)	10	3	1	2	3	1	—	—	—	—
52211	Commercial banking .....	147	2 115	8 612	7	2	—	2	2	1	—	—	—	—
522110	Commercial banking .....	147	2 115	8 612	7	2	—	2	2	1	—	—	—	—
524	Insurance carriers & related activities .....	(C)	(D)	(D)	16	13	2	—	—	1	—	—	—	—
<b>53</b>	<b>Real estate &amp; rental &amp; leasing</b> .....	<b>77</b>	<b>234</b>	<b>1 183</b>	<b>21</b>	<b>15</b>	<b>4</b>	<b>2</b>	—	—	—	—	—	—
<b>54</b>	<b>Professional, scientific &amp; technical services</b> .....	<b>174</b>	<b>1 247</b>	<b>5 612</b>	<b>54</b>	<b>40</b>	<b>12</b>	<b>2</b>	—	—	—	—	—	—
541	Professional, scientific & technical services .....	174	1 247	5 612	54	40	12	2	—	—	—	—	—	—
<b>55</b>	<b>Management of companies &amp; enterprises</b> .....	<b>(B)</b>	<b>(D)</b>	<b>(D)</b>	<b>2</b>	—	<b>1</b>	—	—	<b>1</b>	—	—	—	—
<b>56</b>	<b>Admin, support, waste mgt, remediation services</b> .....	<b>108</b>	<b>809</b>	<b>3 790</b>	<b>31</b>	<b>25</b>	<b>5</b>	—	—	<b>1</b>	—	—	—	—
<b>61</b>	<b>Educational services</b> .....	<b>(B)</b>	<b>(D)</b>	<b>(D)</b>	<b>2</b>	—	<b>1</b>	<b>1</b>	—	—	—	—	—	—
<b>62</b>	<b>Health care and social assistance</b> .....	<b>2 017</b>	<b>13 242</b>	<b>54 363</b>	<b>58</b>	<b>24</b>	<b>9</b>	<b>15</b>	<b>4</b>	<b>3</b>	<b>1</b>	<b>1</b>	<b>1</b>	—
621	Ambulatory health care services .....	250	3 642	15 604	26	11	7	6	—	2	—	—	—	—
622	Hospitals .....	(F)	(D)	(D)	1	—	—	—	—	—	—	—	1	—
6221	General medical & surgical hospitals .....	(F)	(D)	(D)	1	—	—	—	—	—	—	—	1	—
62211	General medical & surgical hospitals .....	(F)	(D)	(D)	1	—	—	—	—	—	—	—	1	—
623	Nursing & residential care facilities .....	(F)	(D)	(D)	18	6	1	6	3	—	1	1	—	—
6231	Nursing care facilities .....	(F)	(D)	(D)	2	—	—	—	—	—	1	1	—	—
62311	Nursing care facilities .....	(F)	(D)	(D)	2	—	—	—	—	—	1	1	—	—
6232	Residential mental retardation, health facil .....	(C)	(D)	(D)	10	2	1	5	2	—	—	—	—	—
62321	Residential mental retardation facilities .....	(C)	(D)	(D)	10	2	1	5	2	—	—	—	—	—
624	Social assistance .....	(C)	(D)	(D)	13	7	1	3	1	1	—	—	—	—
6243	Vocational rehabilitation services .....	(C)	(D)	(D)	2	—	—	—	1	1	—	—	—	—
62431	Vocational rehabilitation services .....	(C)	(D)	(D)	2	—	—	—	1	1	—	—	—	—
<b>71</b>	<b>Arts, entertainment &amp; recreation</b> .....	<b>59</b>	<b>100</b>	<b>646</b>	<b>12</b>	<b>6</b>	<b>4</b>	<b>2</b>	—	—	—	—	—	—
<b>72</b>	<b>Accommodation &amp; food services</b> .....	<b>875</b>	<b>1 856</b>	<b>7 633</b>	<b>56</b>	<b>18</b>	<b>11</b>	<b>8</b>	<b>16</b>	<b>3</b>	—	—	—	—
722	Food services & drinking places .....	843	1 796	7 317	51	15	10	8	15	3	—	—	—	—
7221	Full-service restaurants .....	405	818	3 159	21	5	4	3	8	1	—	—	—	—
72211	Full-service restaurants .....	405	818	3 159	21	5	4	3	8	1	—	—	—	—
722110	Full-service restaurants .....	405	818	3 159	21	5	4	3	8	1	—	—	—	—
7222	Limited-service eating places .....	333	604	2 702	21	7	4	3	5	2	—	—	—	—
72221	Limited-service eating places .....	333	604	2 702	21	7	4	3	5	2	—	—	—	—
722211	Limited-service restaurants .....	296	561	2 494	16	5	2	2	5	2	—	—	—	—
<b>81</b>	<b>Other services (except public administration)</b> .....	<b>488</b>	<b>1 825</b>	<b>7 337</b>	<b>93</b>	<b>48</b>	<b>33</b>	<b>9</b>	<b>3</b>	—	—	—	—	—
811	Repair & maintenance .....	101	568	2 352	31	22	8	1	—	—	—	—	—	—
812	Personal & laundry services .....	120	396	1 656	25	11	12	1	1	—	—	—	—	—
813	Religious, grantmaking, civic, prof & like organizations .....	267	861	3 329	37	15	13	7	2	—	—	—	—	—
8131	Religious organizations .....	184	608	2 385	29	11	13	4	1	—	—	—	—	—
81311	Religious organizations .....	184	608	2 385	29	11	13	4	1	—	—	—	—	—
813110	Religious organizations .....	184	608	2 385	29	11	13	4	1	—	—	—	—	—
<b>ITASCA</b>														
	<b>Total</b> .....	<b>13 497</b>	<b>83 848</b>	<b>347 256</b>	<b>1 213</b>	<b>690</b>	<b>246</b>	<b>147</b>	<b>92</b>	<b>19</b>	<b>15</b>	<b>2</b>	<b>2</b>	—
<b>11</b>	<b>Forestry, fishing, hunting, and agriculture support</b> .....	<b>133</b>	<b>1 191</b>	<b>3 531</b>	<b>23</b>	<b>10</b>	<b>10</b>	<b>2</b>	<b>1</b>	—	—	—	—	—
113	Forestry and logging .....	(C)	(D)	(D)	22	10	9	2	1	—	—	—	—	—
1133	Logging .....	(C)	(D)	(D)	22	10	9	2	1	—	—	—	—	—
11331	Logging .....	(C)	(D)	(D)	22	10	9	2	1	—	—	—	—	—
<b>21</b>	<b>Mining</b> .....	<b>(E)</b>	<b>(D)</b>	<b>(D)</b>	<b>4</b>	<b>3</b>	—	—	—	—	—	<b>1</b>	—	—
212	Mining (except oil & gas) .....	(E)	(D)	(D)	4	3	—	—	—	—	—	1	—	—
2122	Metal ore mining .....	(E)	(D)	(D)	1	—	—	—	—	—	—	1	—	—
21221	Iron ore mining .....	(E)	(D)	(D)	1	—	—	—	—	—	—	1	—	—
<b>22</b>	<b>Utilities</b> .....	<b>362</b>	<b>5 848</b>	<b>22 590</b>	<b>10</b>	<b>2</b>	<b>1</b>	<b>3</b>	<b>3</b>	—	<b>1</b>	—	—	—
221	Utilities .....	362	5 848	22 590	10	2	1	3	3	—	1	—	—	—
2211	Elec pwr generation, transmsn & distribution .....	352	5 759	22 248	7	—	—	3	3	—	1	—	—	—
22111	Electric power generation .....	(E)	(D)	(D)	4	—	—	1	2	—	1	—	—	—
<b>23</b>	<b>Construction</b> .....	<b>684</b>	<b>4 217</b>	<b>28 749</b>	<b>172</b>	<b>134</b>	<b>23</b>	<b>9</b>	<b>5</b>	<b>1</b>	—	—	—	—
236	Construction of Buildings .....	167	1 029	5 387	44	36	5	—	3	—	—	—	—	—
237	Heavy and Civil Engineering Construction .....	195	1 308	12 004	16	8	1	5	1	1	—	—	—	—
2371	Utility System Construction .....	(C)	(D)	(D)	10	4	—	4	1	1	—	—	—	—
238	Specialty Trade Contractors .....	322	1 880	11 358	112	90	17	4	1	—	—	—	—	—
2382	Building Equipment Contractors .....	143	1 077	5 574	37	25	11	—	1	—	—	—	—	—

See footnotes at end of table.

**Table 6. Counties—Employees, Payroll, and Establishments by Industry: 2003—Con.**

[Excludes most government employees, railroad employees, and self-employed persons. Size class 1 to 4 includes establishments with payroll, but no employees, during mid-March pay period. (D) denotes figures withheld to avoid disclosing data for individual companies; the data are included in broader industry totals. Detailed industries with 100 or more employees are shown if industry was not a (D). For explanation of terms, abbreviations, and data reliability/comparability, see introductory text]

NAICS code	Industry	Number of employees for week including March 12	Payroll (\$1,000)		Total number of establishments	Number of establishments by employment-size class								
			First quarter	Annual		1 to 4	5 to 9	10 to 19	20 to 49	50 to 99	100 to 249	250 to 499	500 to 999	1,000 or more
<b>ITASCA—Con.</b>														
<b>31-33</b>	<b>Manufacturing</b>	<b>1 947</b>	<b>18 708</b>	<b>76 325</b>	<b>56</b>	<b>29</b>	<b>10</b>	<b>4</b>	<b>8</b>	<b>1</b>	<b>3</b>		<b>1</b>	
321	Wood product mfg	320	2 924	11 934	10	4	1	1	3		1			
3212	Veneer, plywood & engineered wood product mfg	(C)	(D)	(D)	3	1		1			1			
32121	Veneer, plywood & engineered wood product mfg	(C)	(D)	(D)	3	1		1			1			
322	Paper mfg	(F)	(D)	(D)	1								1	
3221	Pulp, paper & paperboard mills	(F)	(D)	(D)	1								1	
32212	Paper mills	(F)	(D)	(D)	1								1	
323	Printing & related support activities	139	823	3 142	8	5		1	1	1				
3231	Printing & related support activities	139	823	3 142	8	5		1	1	1				
32311	Printing	(C)	(D)	(D)	7	5		1		1				
335	Electrical equip, appliance & component mfg	(C)	(D)	(D)	1						1			
3353	Electrical equipment mfg	(C)	(D)	(D)	1						1			
33531	Electrical equipment mfg	(C)	(D)	(D)	1						1			
336	Transportation equipment mfg	(C)	(D)	(D)	4	2		1			1			
3369	Other transportation equipment mfg	(C)	(D)	(D)	1						1			
33699	Other transportation equipment mfg	(C)	(D)	(D)	1						1			
<b>42</b>	<b>Wholesale trade</b>	<b>335</b>	<b>2 451</b>	<b>10 552</b>	<b>42</b>	<b>22</b>	<b>13</b>	<b>3</b>	<b>2</b>	<b>2</b>				
423	Merchant Wholesalers, Durable Goods	(C)	(D)	(D)	26	16	6	2	1	1				
424	Merchant Wholesalers, Nondurable Goods	173	1 210	5 642	14	5	6	1	1	1				
<b>44-45</b>	<b>Retail trade</b>	<b>2 354</b>	<b>10 262</b>	<b>44 463</b>	<b>240</b>	<b>112</b>	<b>71</b>	<b>33</b>	<b>18</b>	<b>4</b>	<b>2</b>			
441	Motor vehicle & parts dealers	288	1 846	8 230	33	14	8	8	3					
4411	Automobile dealers	129	1 079	4 881	8	4		1	3					
44111	New car dealers	124	1 060	4 797	4			1	3					
441110	New car dealers	124	1 060	4 797	4			1	3					
44113	Automotive parts, accessories & tire stores	111	504	2 127	16	6	5	5						
444	Bldg material & garden equip & supp dealers	325	1 548	6 976	24	10	7	4	1	2				
4441	Building material & supplies dealers	321	1 529	6 877	20	6	7	4	1	2				
44413	Hardware stores	143	616	3 035	6	2	1	1	1	1				
444130	Hardware stores	143	616	3 035	6	2	1	1	1	1				
445	Food & beverage stores	370	1 414	6 928	33	17	6	6	3		1			
4451	Grocery stores	274	1 110	5 504	16	7	2	3	3		1			
44511	Grocery (except convenience) stores	260	1 075	5 362	12	3	2	3	3		1			
445110	Grocery (except convenience) stores	260	1 075	5 362	12	3	2	3	3		1			
447	Gasoline stations	402	1 197	4 845	48	16	20	8	4					
4471	Gasoline stations	402	1 197	4 845	48	16	20	8	4					
44711	Gasoline stations with convenience stores	302	812	3 314	37	12	15	8	2					
447110	Gasoline stations with convenience stores	302	812	3 314	37	12	15	8	2					
44719	Other gasoline stations	100	385	1 531	11	4	5		2					
447190	Other gasoline stations	100	385	1 531	11	4	5		2					
452	General merchandise stores	(E)	(D)	(D)	5		1		1	2	1			
4521	Department stores	371	1 621	6 552	3					2	1			
45211	Department stores	371	1 621	6 552	3					2	1			
452112	Discount Department Stores	371	1 621	6 552	3					2	1			
453	Miscellaneous store retailers	114	482	1 650	23	14	6	3						
454	Nonstore retailers	103	667	2 871	16	10	4		2					
<b>48-49</b>	<b>Transportation &amp; warehousing</b>	<b>324</b>	<b>2 075</b>	<b>9 106</b>	<b>36</b>	<b>18</b>	<b>8</b>	<b>5</b>	<b>4</b>	<b>1</b>				
484	Truck transportation	225	1 528	6 931	25	14	5	3	2	1				
4841	General freight trucking	205	1 387	6 060	15	5	4	3	2	1				
48412	General freight trucking, long-distance	191	1 317	5 730	12	3	4	2	2	1				
<b>51</b>	<b>Information</b>	<b>140</b>	<b>1 048</b>	<b>4 233</b>	<b>17</b>	<b>6</b>	<b>6</b>	<b>4</b>	<b>1</b>					
<b>52</b>	<b>Finance &amp; insurance</b>	<b>433</b>	<b>3 493</b>	<b>14 472</b>	<b>68</b>	<b>39</b>	<b>15</b>	<b>11</b>	<b>2</b>	<b>1</b>				
522	Credit intermediation & related activities	361	2 831	11 723	33	9	10	11	2	1				
5221	Depository credit intermediation	344	2 665	10 989	28	5	9	11	2	1				
52211	Commercial banking	300	2 362	9 706	22	3	7	9	2	1				
522110	Commercial banking	300	2 362	9 706	22	3	7	9	2	1				
<b>53</b>	<b>Real estate &amp; rental &amp; leasing</b>	<b>(C)</b>	<b>(D)</b>	<b>(D)</b>	<b>32</b>	<b>25</b>	<b>5</b>	<b>1</b>	<b>1</b>					
<b>54</b>	<b>Professional, scientific &amp; technical services</b>	<b>637</b>	<b>3 675</b>	<b>16 226</b>	<b>76</b>	<b>49</b>	<b>12</b>	<b>11</b>	<b>3</b>			<b>1</b>		
541	Professional, scientific & technical services	637	3 675	16 226	76	49	12	11	3			1		
5412	Accounting, tax prep, bookkeep, payroll services	117	490	1 880	21	14	3	2	2					
54121	Accounting, tax prep, bookkeep, payroll services	117	490	1 880	21	14	3	2	2					
5418	Advertising & related services	(E)	(D)	(D)	3	1	1					1		
54189	Other services related to advertising	(E)	(D)	(D)	2	1						1		
<b>55</b>	<b>Management of companies &amp; enterprises</b>	<b>(A)</b>	<b>(D)</b>	<b>(D)</b>	<b>1</b>	<b>1</b>								
<b>56</b>	<b>Admin, support, waste mgt, remediation services</b>	<b>426</b>	<b>1 060</b>	<b>4 834</b>	<b>34</b>	<b>22</b>	<b>4</b>	<b>3</b>	<b>3</b>	<b>1</b>	<b>1</b>			
561	Administrative & support services	378	802	3 923	31	21	4	3	1	1	1			
5613	Employment services	283	497	2 504	4	1			1	1	1			
56132	Temporary help services	(E)	(D)	(D)	2					1	1			
<b>61</b>	<b>Educational services</b>	<b>(B)</b>	<b>(D)</b>	<b>(D)</b>	<b>9</b>	<b>7</b>	<b>1</b>		<b>1</b>					

See footnotes at end of table.

**Table 6. Counties—Employees, Payroll, and Establishments by Industry: 2003—Con.**

[Excludes most government employees, railroad employees, and self-employed persons. Size class 1 to 4 includes establishments with payroll, but no employees, during mid-March pay period. (D) denotes figures withheld to avoid disclosing data for individual companies; the data are included in broader industry totals. Detailed industries with 100 or more employees are shown if industry was not a (D). For explanation of terms, abbreviations, and data reliability/comparability, see introductory text]

NAICS code	Industry	Number of employees for week including March 12	Payroll (\$1,000)		Total number of establishments	Number of establishments by employment-size class									
			First quarter	Annual		1 to 4	5 to 9	10 to 19	20 to 49	50 to 99	100 to 249	250 to 499	500 to 999	1,000 or more	
<b>ITASCA—Con.</b>															
<b>62</b>	<b>Health care and social assistance</b> . . . . .	<b>2 418</b>	<b>15 367</b>	<b>64 313</b>	<b>117</b>	<b>51</b>	<b>28</b>	<b>17</b>	<b>13</b>	<b>2</b>	<b>5</b>	—	<b>1</b>	—	
621	Ambulatory health care services . . . . .	585	3 846	18 385	63	30	17	8	6	2	—	—	—	—	
6211	Offices of physicians . . . . .	116	1 121	6 267	10	3	2	3	2	—	—	—	—	—	
62111	Offices of physicians . . . . .	116	1 121	6 267	10	3	2	3	2	—	—	—	—	—	
6212	Offices of dentists . . . . .	134	839	4 158	20	7	10	2	1	—	—	—	—	—	
62121	Offices of dentists . . . . .	134	839	4 158	20	7	10	2	1	—	—	—	—	—	
621210	Offices of dentists . . . . .	134	839	4 158	20	7	10	2	1	—	—	—	—	—	
6213	Offices of other health practitioners . . . . .	(C)	(D)	(D)	23	15	5	1	1	1	—	—	—	—	
6216	Home health care services . . . . .	103	341	1 263	5	2	—	1	1	1	—	—	—	—	
62161	Home health care services . . . . .	103	341	1 263	5	2	—	1	1	1	—	—	—	—	
621610	Home health care services . . . . .	103	341	1 263	5	2	—	1	1	1	—	—	—	—	
622	Hospitals . . . . .	906	8 113	32 251	3	—	—	—	—	—	2	—	1	—	
6221	General medical & surgical hospitals . . . . .	906	8 113	32 251	3	—	—	—	—	—	2	—	1	—	
62211	General medical & surgical hospitals . . . . .	906	8 113	32 251	3	—	—	—	—	—	2	—	1	—	
622110	General medical & surgical hospitals . . . . .	906	8 113	32 251	3	—	—	—	—	—	2	—	1	—	
623	Nursing & residential care facilities . . . . .	549	2 141	8 589	21	7	3	6	3	—	2	—	—	—	
6231	Nursing care facilities . . . . .	(E)	(D)	(D)	3	1	—	1	—	—	1	—	—	—	
62311	Nursing care facilities . . . . .	(E)	(D)	(D)	3	1	—	1	—	—	1	—	—	—	
6233	Community care facilities for the elderly . . . . .	106	296	1 392	8	3	1	2	2	—	—	—	—	—	
62331	Community care facilities for the elderly . . . . .	106	296	1 392	8	3	1	2	2	—	—	—	—	—	
6239	Other residential care facilities . . . . .	(C)	(D)	(D)	5	2	1	1	—	—	1	—	—	—	
62399	Other residential care facilities . . . . .	(C)	(D)	(D)	5	2	1	1	—	—	1	—	—	—	
624	Social assistance . . . . .	378	1 267	5 088	30	14	8	3	4	—	1	—	—	—	
6241	Individual & family services . . . . .	195	790	3 245	18	8	5	1	4	—	—	—	—	—	
62419	Other individual & family services . . . . .	144	658	2 641	10	3	3	1	3	—	—	—	—	—	
624190	Other individual & family services . . . . .	144	658	2 641	10	3	3	1	3	—	—	—	—	—	
6243	Vocational rehabilitation services . . . . .	(C)	(D)	(D)	2	—	—	1	—	—	1	—	—	—	
62431	Vocational rehabilitation services . . . . .	(C)	(D)	(D)	2	—	—	1	—	—	1	—	—	—	
<b>71</b>	<b>Arts, entertainment &amp; recreation</b> . . . . .	<b>411</b>	<b>1 572</b>	<b>6 720</b>	<b>27</b>	<b>14</b>	<b>4</b>	<b>6</b>	<b>1</b>	<b>1</b>	<b>1</b>	—	—	—	
713	Amusement, gambling & recreation industries . . . . .	360	1 435	6 141	19	10	2	4	1	1	1	—	—	—	
7132	Gambling industries . . . . .	(C)	(D)	(D)	1	—	—	—	—	—	1	—	—	—	
71321	Casinos (except hotel casinos) . . . . .	(C)	(D)	(D)	1	—	—	—	—	—	1	—	—	—	
7139	Other amusement & recreation industries . . . . .	(C)	(D)	(D)	18	10	2	4	1	1	—	—	—	—	
71394	Fitness & recreational sports centers . . . . .	(C)	(D)	(D)	3	1	—	1	—	—	1	—	—	—	
<b>72</b>	<b>Accommodation &amp; food services</b> . . . . .	<b>1 500</b>	<b>3 276</b>	<b>14 782</b>	<b>114</b>	<b>55</b>	<b>16</b>	<b>18</b>	<b>18</b>	<b>5</b>	<b>2</b>	—	—	—	
721	Accommodation . . . . .	301	764	3 893	32	22	3	4	1	1	1	—	—	—	
7211	Traveler accommodation . . . . .	292	735	3 522	22	13	2	4	1	1	1	—	—	—	
72111	Hotels (exc casino hotels) & motels . . . . .	289	727	3 441	17	8	2	4	1	1	1	—	—	—	
721110	Hotels (exc casino hotels) & motels . . . . .	289	727	3 441	17	8	2	4	1	1	1	—	—	—	
722	Food services & drinking places . . . . .	1 199	2 512	10 889	82	33	13	14	17	4	1	—	—	—	
7221	Full-service restaurants . . . . .	749	1 409	6 032	38	12	4	9	9	3	1	—	—	—	
72211	Full-service restaurants . . . . .	749	1 409	6 032	38	12	4	9	9	3	1	—	—	—	
722110	Full-service restaurants . . . . .	749	1 409	6 032	38	12	4	9	9	3	1	—	—	—	
7222	Limited-service eating places . . . . .	335	687	3 130	21	3	6	5	6	1	—	—	—	—	
72221	Limited-service eating places . . . . .	335	687	3 130	21	3	6	5	6	1	—	—	—	—	
722211	Limited-service restaurants . . . . .	297	628	2 869	17	3	3	5	5	1	—	—	—	—	
<b>81</b>	<b>Other services (except public administration)</b> . . . . .	<b>760</b>	<b>2 848</b>	<b>11 799</b>	<b>135</b>	<b>91</b>	<b>19</b>	<b>17</b>	<b>8</b>	—	—	—	—	—	
811	Repair & maintenance . . . . .	153	766	3 273	39	29	5	5	—	—	—	—	—	—	
8111	Automotive repair & maintenance . . . . .	138	688	2 908	33	23	5	5	—	—	—	—	—	—	
812	Personal & laundry services . . . . .	110	366	1 523	21	14	3	3	1	—	—	—	—	—	
813	Religious, grantmaking, civic, prof & like organizations . . . . .	497	1 716	7 003	75	48	11	9	7	—	—	—	—	—	
8131	Religious organizations . . . . .	166	448	1 901	36	26	6	3	1	—	—	—	—	—	
81311	Religious organizations . . . . .	166	448	1 901	36	26	6	3	1	—	—	—	—	—	
813110	Religious organizations . . . . .	166	448	1 901	36	26	6	3	1	—	—	—	—	—	
8134	Civic & social organizations . . . . .	179	278	1 109	17	7	1	6	3	—	—	—	—	—	
81341	Civic & social organizations . . . . .	179	278	1 109	17	7	1	6	3	—	—	—	—	—	
813410	Civic & social organizations . . . . .	179	278	1 109	17	7	1	6	3	—	—	—	—	—	
<b>JACKSON</b>															
	<b>Total</b> . . . . .	<b>4 751</b>	<b>40 102</b>	<b>99 997</b>	<b>294</b>	<b>179</b>	<b>60</b>	<b>23</b>	<b>20</b>	<b>6</b>	<b>3</b>	—	<b>3</b>	—	
<b>11</b>	<b>Forestry, fishing, hunting, and agriculture support</b> . . . . .	<b>(B)</b>	<b>(D)</b>	<b>(D)</b>	<b>6</b>	<b>3</b>	<b>1</b>	<b>1</b>	<b>1</b>	—	—	—	—	—	
<b>22</b>	<b>Utilities</b> . . . . .	<b>(B)</b>	<b>(D)</b>	<b>(D)</b>	<b>1</b>	—	—	—	<b>1</b>	—	—	—	—	—	
<b>23</b>	<b>Construction</b> . . . . .	<b>136</b>	<b>820</b>	<b>4 218</b>	<b>41</b>	<b>32</b>	<b>6</b>	<b>2</b>	<b>1</b>	—	—	—	—	—	
<b>31-33</b>	<b>Manufacturing</b> . . . . .	<b>1 653</b>	<b>24 871</b>	<b>42 098</b>	<b>10</b>	<b>3</b>	<b>2</b>	<b>1</b>	—	<b>2</b>	—	—	<b>2</b>	—	
333	Machinery mfg . . . . .	(G)	(D)	(D)	4	—	—	1	—	1	—	—	2	—	
3331	Ag, construction & mining machinery mfg . . . . .	(G)	(D)	(D)	3	—	—	1	—	—	—	—	2	—	
33311	Agricultural implement mfg . . . . .	(G)	(D)	(D)	3	—	—	1	—	—	—	—	2	—	
<b>42</b>	<b>Wholesale trade</b> . . . . .	<b>136</b>	<b>869</b>	<b>3 979</b>	<b>19</b>	<b>10</b>	<b>6</b>	<b>1</b>	<b>2</b>	—	—	—	—	—	
424	Merchant Wholesalers, Nondurable Goods . . . . .	(C)	(D)	(D)	12	4	6	—	2	—	—	—	—	—	
<b>44-45</b>	<b>Retail trade</b> . . . . .	<b>374</b>	<b>1 509</b>	<b>6 579</b>	<b>44</b>	<b>18</b>	<b>14</b>	<b>7</b>	<b>5</b>	—	—	—	—	—	

See footnotes at end of table.

**Table 6. Counties—Employees, Payroll, and Establishments by Industry: 2003—Con.**

[Excludes most government employees, railroad employees, and self-employed persons. Size class 1 to 4 includes establishments with payroll, but no employees, during mid-March pay period. (D) denotes figures withheld to avoid disclosing data for individual companies; the data are included in broader industry totals. Detailed industries with 100 or more employees are shown if industry was not a (D). For explanation of terms, abbreviations, and data reliability/comparability, see introductory text]

NAICS code	Industry	Number of employees for week including March 12	Payroll (\$1,000)		Total number of establishments	Number of establishments by employment-size class								
			First quarter	Annual		1 to 4	5 to 9	10 to 19	20 to 49	50 to 99	100 to 249	250 to 499	500 to 999	1,000 or more
<b>JACKSON—Con.</b>														
48-49	<b>Transportation &amp; warehousing</b> .....	178	1 435	6 151	22	16	3	1	1	1	-	-	-	-
484	Truck transportation .....	178	1 435	6 151	22	16	3	1	1	1	-	-	-	-
4841	General freight trucking .....	140	1 237	5 278	10	7	1	-	1	1	-	-	-	-
48412	General freight trucking, long-distance .....	133	1 206	5 188	7	5	-	-	1	1	-	-	-	-
51	<b>Information</b> .....	(A)	(D)	(D)	3	2	-	1	-	-	-	-	-	-
52	<b>Finance &amp; insurance</b> .....	266	1 629	6 268	22	13	6	1	1	-	1	-	-	-
524	Insurance carriers & related activities .....	(C)	(D)	(D)	11	9	1	-	-	-	1	-	-	-
5242	Agencies & other insurance related activities ...	172	858	3 018	10	8	1	-	-	-	1	-	-	-
52429	Other insurance related activities .....	(C)	(D)	(D)	1	-	-	-	-	-	1	-	-	-
53	<b>Real estate &amp; rental &amp; leasing</b> .....	(A)	(D)	(D)	6	6	-	-	-	-	-	-	-	-
54	<b>Professional, scientific &amp; technical services</b> .....	(B)	(D)	(D)	10	8	1	-	1	-	-	-	-	-
55	<b>Management of companies &amp; enterprises</b> ..	(B)	(D)	(D)	1	-	-	-	1	-	-	-	-	-
56	<b>Admin, support, waste mgt, remediation services</b> .....	(B)	(D)	(D)	11	8	1	-	1	1	-	-	-	-
61	<b>Educational services</b> .....	(A)	(D)	(D)	1	-	-	1	-	-	-	-	-	-
62	<b>Health care and social assistance</b> .....	(G)	(D)	(D)	21	9	6	1	2	1	1	-	1	-
623	Nursing & residential care facilities .....	(F)	(D)	(D)	3	-	-	1	-	-	1	-	1	-
6231	Nursing care facilities .....	(C)	(D)	(D)	1	-	-	-	-	-	1	-	-	-
62311	Nursing care facilities .....	(C)	(D)	(D)	1	-	-	-	-	-	1	-	-	-
6232	Residential mental retardation, health facil .....	(F)	(D)	(D)	2	-	-	1	-	-	-	-	-	1
62321	Residential mental retardation facilities .....	(F)	(D)	(D)	2	-	-	1	-	-	-	-	-	1
71	<b>Arts, entertainment &amp; recreation</b> .....	(A)	(D)	(D)	7	7	-	-	-	-	-	-	-	-
72	<b>Accommodation &amp; food services</b> .....	(E)	(D)	(D)	18	5	4	5	3	1	-	-	-	-
722	Food services & drinking places .....	(E)	(D)	(D)	16	4	4	4	3	1	-	-	-	-
7221	Full-service restaurants .....	(C)	(D)	(D)	8	2	3	-	2	1	-	-	-	-
72211	Full-service restaurants .....	(C)	(D)	(D)	8	2	3	-	2	1	-	-	-	-
81	<b>Other services (except public administration)</b> .....	304	2 210	3 762	51	39	10	1	-	-	1	-	-	-
811	Repair & maintenance .....	179	1 953	2 679	19	16	2	-	-	-	1	-	-	-
8113	Commercial equipment (exc auto & elec) R&M .....	157	1 879	2 250	7	5	1	-	-	-	1	-	-	-
81131	Commercial equipment (exc auto & elec) R&M .....	157	1 879	2 250	7	5	1	-	-	-	1	-	-	-
811310	Commercial equipment (exc auto & elec) R&M .....	157	1 879	2 250	7	5	1	-	-	-	1	-	-	-
813	Religious, grantmaking, civic, prof & like organizations .....	106	215	924	26	19	6	1	-	-	-	-	-	-
<b>KANABEC</b>														
	<b>Total</b> .....	3 249	18 554	80 590	324	182	68	36	26	7	4	1	-	-
11	<b>Forestry, fishing, hunting, and agriculture support</b> .....	(B)	(D)	(D)	4	2	1	1	-	-	-	-	-	-
23	<b>Construction</b> .....	282	1 960	14 905	76	59	12	2	2	1	-	-	-	-
238	Specialty Trade Contractors .....	179	1 492	8 299	53	41	10	1	-	1	-	-	-	-
2382	Building Equipment Contractors .....	122	1 255	5 778	13	7	4	1	-	1	-	-	-	-
31-33	<b>Manufacturing</b> .....	563	4 756	17 809	16	3	4	3	2	3	1	-	-	-
326	Plastics & rubber products mfg .....	(C)	(D)	(D)	2	1	-	-	-	-	1	-	-	-
3261	Plastics product mfg .....	(C)	(D)	(D)	2	1	-	-	-	-	1	-	-	-
32619	Other plastics product mfg .....	(C)	(D)	(D)	2	1	-	-	-	-	1	-	-	-
332	Fabricated metal product mfg .....	123	1 235	4 339	5	1	2	1	-	1	-	-	-	-
42	<b>Wholesale trade</b> .....	(B)	(D)	(D)	7	6	-	1	-	-	-	-	-	-
44-45	<b>Retail trade</b> .....	639	2 573	10 841	54	18	17	11	7	-	1	-	-	-
441	Motor vehicle & parts dealers .....	100	635	2 425	10	2	2	5	1	-	-	-	-	-
445	Food & beverage stores .....	195	708	2 606	6	1	3	-	1	-	1	-	-	-
4451	Grocery stores .....	(C)	(D)	(D)	3	-	1	-	1	-	1	-	-	-
44511	Grocery (except convenience) stores .....	(C)	(D)	(D)	3	-	1	-	1	-	1	-	-	-
48-49	<b>Transportation &amp; warehousing</b> .....	26	149	448	9	7	-	2	-	-	-	-	-	-
51	<b>Information</b> .....	(B)	(D)	(D)	4	2	1	1	-	-	-	-	-	-
52	<b>Finance &amp; insurance</b> .....	120	990	4 055	14	8	3	-	3	-	-	-	-	-
53	<b>Real estate &amp; rental &amp; leasing</b> .....	49	183	835	9	8	-	-	1	-	-	-	-	-
54	<b>Professional, scientific &amp; technical services</b> .....	77	352	1 475	16	12	3	-	1	-	-	-	-	-
55	<b>Management of companies &amp; enterprises</b> ..	(A)	(D)	(D)	1	1	-	-	-	-	-	-	-	-
56	<b>Admin, support, waste mgt, remediation services</b> .....	85	474	1 598	13	10	1	-	2	-	-	-	-	-

See footnotes at end of table.

**Table 6. Counties—Employees, Payroll, and Establishments by Industry: 2003—Con.**

[Excludes most government employees, railroad employees, and self-employed persons. Size class 1 to 4 includes establishments with payroll, but no employees, during mid-March pay period. (D) denotes figures withheld to avoid disclosing data for individual companies; the data are included in broader industry totals. Detailed industries with 100 or more employees are shown if industry was not a (D). For explanation of terms, abbreviations, and data reliability/comparability, see introductory text]

NAICS code	Industry	Number of employees for week including March 12	Payroll (\$1,000)		Total number of establishments	Number of establishments by employment-size class								
			First quarter	Annual		1 to 4	5 to 9	10 to 19	20 to 49	50 to 99	100 to 249	250 to 499	500 to 999	1,000 or more
<b>KANABEC—Con.</b>														
<b>62</b>	<b>Health care and social assistance . . . . .</b>	<b>783</b>	<b>5 296</b>	<b>20 910</b>	<b>22</b>	<b>9</b>	<b>4</b>	<b>1</b>	<b>2</b>	<b>3</b>	<b>2</b>	<b>1</b>	—	—
621	Ambulatory health care services . . . . .	104	1 052	4 573	10	5	3	1	—	1	—	—	—	—
622	Hospitals . . . . . (E) (D) (D)	—	—	—	1	—	—	—	—	—	—	1	—	—
6221	General medical & surgical hospitals . . . . . (E) (D) (D)	—	—	—	1	—	—	—	—	—	—	1	—	—
62211	General medical & surgical hospitals . . . . . (E) (D) (D)	—	—	—	1	—	—	—	—	—	—	1	—	—
623	Nursing & residential care facilities . . . . .	203	961	3 765	5	1	1	—	1	1	—	—	—	—
6231	Nursing care facilities . . . . . (C) (D) (D)	—	—	—	1	—	—	—	—	—	1	—	—	—
62311	Nursing care facilities . . . . . (C) (D) (D)	—	—	—	1	—	—	—	—	—	1	—	—	—
624	Social assistance . . . . . (C) (D) (D)	—	—	—	6	3	—	—	1	1	1	—	—	—
6241	Individual & family services . . . . . (C) (D) (D)	—	—	—	4	3	—	—	—	—	1	—	—	—
62419	Other individual & family services . . . . . (C) (D) (D)	—	—	—	2	1	—	—	—	—	1	—	—	—
6243	Vocational rehabilitation services . . . . . (C) (D) (D)	—	—	—	2	—	—	—	1	1	—	—	—	—
62431	Vocational rehabilitation services . . . . . (C) (D) (D)	—	—	—	2	—	—	—	1	1	—	—	—	—
<b>71</b>	<b>Arts, entertainment &amp; recreation . . . . .</b>	<b>43</b>	<b>84</b>	<b>390</b>	<b>7</b>	<b>4</b>	<b>2</b>	<b>1</b>	—	—	—	—	—	—
<b>72</b>	<b>Accommodation &amp; food services . . . . .</b>	<b>336</b>	<b>780</b>	<b>3 271</b>	<b>30</b>	<b>6</b>	<b>8</b>	<b>10</b>	<b>6</b>	—	—	—	—	—
722	Food services & drinking places . . . . .	314	726	3 005	26	4	7	9	6	—	—	—	—	—
7221	Full-service restaurants . . . . .	164	320	1 439	14	3	3	5	3	—	—	—	—	—
72211	Full-service restaurants . . . . .	164	320	1 439	14	3	3	5	3	—	—	—	—	—
722110	Full-service restaurants . . . . .	164	320	1 439	14	3	3	5	3	—	—	—	—	—
<b>81</b>	<b>Other services (except public administration) . . . . .</b>	<b>165</b>	<b>464</b>	<b>1 873</b>	<b>38</b>	<b>23</b>	<b>12</b>	<b>3</b>	—	—	—	—	—	—
813	Religious, grantmaking, civic, prof & like organizations . . . . .	107	218	824	20	10	7	3	—	—	—	—	—	—
<b>99</b>	<b>Unclassified establishments . . . . .</b>	<b>3</b>	<b>3</b>	<b>8</b>	<b>4</b>	<b>4</b>	—	—	—	—	—	—	—	—
<b>KANDIYOHI</b>														
	<b>Total . . . . .</b>	<b>18 865</b>	<b>112 313</b>	<b>479 073</b>	<b>1 354</b>	<b>702</b>	<b>289</b>	<b>194</b>	<b>109</b>	<b>35</b>	<b>17</b>	<b>4</b>	<b>3</b>	<b>1</b>
<b>11</b>	<b>Forestry, fishing, hunting, and agriculture support . . . . .</b>	<b>13</b>	<b>51</b>	<b>331</b>	<b>3</b>	<b>2</b>	—	<b>1</b>	—	—	—	—	—	—
<b>21</b>	<b>Mining . . . . . (A) (D) (D)</b>	—	—	—	<b>1</b>	<b>1</b>	—	—	—	—	—	—	—	—
<b>22</b>	<b>Utilities . . . . .</b>	<b>65</b>	<b>816</b>	<b>3 217</b>	<b>3</b>	<b>1</b>	—	—	<b>2</b>	—	—	—	—	—
<b>23</b>	<b>Construction . . . . .</b>	<b>1 194</b>	<b>9 225</b>	<b>51 900</b>	<b>167</b>	<b>111</b>	<b>34</b>	<b>15</b>	<b>3</b>	<b>2</b>	<b>2</b>	—	—	—
236	Construction of Buildings . . . . .	267	2 146	10 414	47	29	9	8	—	1	—	—	—	—
2361	Residential Building Construction . . . . .	126	754	4 299	36	25	7	4	—	—	—	—	—	—
23611	Residential Building Construction . . . . .	126	754	4 299	36	25	7	4	—	—	—	—	—	—
2362	Nonresidential Building Construction . . . . .	141	1 392	6 115	11	4	2	4	—	1	—	—	—	—
23622	Commercial and Institutional Building Construction . . . . .	141	1 392	6 115	11	4	2	4	—	1	—	—	—	—
236220	Commercial and Institutional Building Construction . . . . .	141	1 392	6 115	11	4	2	4	—	1	—	—	—	—
237	Heavy and Civil Engineering Construction . . . . .	267	2 064	18 036	22	14	4	3	—	—	1	—	—	—
2373	Highway, Street, and Bridge Construction . . . . . (C) (D) (D)	—	—	—	6	3	1	1	—	—	1	—	—	—
23731	Highway, Street, and Bridge Construction . . . . . (C) (D) (D)	—	—	—	6	3	1	1	—	—	1	—	—	—
238	Specialty Trade Contractors . . . . .	660	5 015	23 450	98	68	21	4	3	1	1	—	—	—
2381	Foundation, Structure, and Building Exterior Contractors . . . . .	144	907	6 042	27	13	10	2	2	—	—	—	—	—
2382	Building Equipment Contractors . . . . .	466	3 842	15 872	45	31	9	2	1	1	1	—	—	—
23821	Electrical Contractors . . . . .	297	2 412	9 363	26	20	4	—	1	—	1	—	—	—
238210	Electrical Contractors . . . . .	297	2 412	9 363	26	20	4	—	1	—	1	—	—	—
23822	Plumbing, Heating, and Air-Conditioning Contractors . . . . . (C) (D) (D)	—	—	—	17	10	4	2	—	1	—	—	—	—
<b>31-33</b>	<b>Manufacturing . . . . .</b>	<b>3 080</b>	<b>18 571</b>	<b>77 448</b>	<b>64</b>	<b>24</b>	<b>10</b>	<b>12</b>	<b>9</b>	<b>6</b>	<b>1</b>	<b>1</b>	—	<b>1</b>
311	Food mfg . . . . . (G) (D) (D)	—	—	—	9	1	2	1	2	1	—	1	—	1
3113	Sugar & confectionery product mfg . . . . . (C) (D) (D)	—	—	—	2	—	—	1	—	1	—	—	—	—
3116	Animal slaughtering & processing . . . . . (G) (D) (D)	—	—	—	2	—	—	—	—	—	—	1	—	1
31161	Animal slaughtering & processing . . . . . (G) (D) (D)	—	—	—	2	—	—	—	—	—	—	1	—	1
323	Printing & related support activities . . . . .	133	1 011	3 866	7	1	3	1	1	1	—	—	—	—
3231	Printing & related support activities . . . . .	133	1 011	3 866	7	1	3	1	1	1	—	—	—	—
32311	Printing . . . . .	133	1 011	3 866	7	1	3	1	1	1	—	—	—	—
327	Nonmetallic mineral product mfg . . . . .	146	743	3 811	6	2	2	—	1	1	—	—	—	—
332	Fabricated metal product mfg . . . . .	158	1 177	5 326	9	4	—	3	1	1	—	—	—	—
333	Machinery mfg . . . . .	179	1 558	6 466	6	1	—	1	3	1	—	—	—	—
339	Miscellaneous mfg . . . . .	132	702	3 047	6	4	1	—	—	—	1	—	—	—
3399	Other miscellaneous mfg . . . . . (C) (D) (D)	—	—	—	3	1	1	—	—	—	1	—	—	—
33995	Sign mfg . . . . . (C) (D) (D)	—	—	—	3	1	1	—	—	—	1	—	—	—

See footnotes at end of table.

**Table 6. Counties—Employees, Payroll, and Establishments by Industry: 2003—Con.**

[Excludes most government employees, railroad employees, and self-employed persons. Size class 1 to 4 includes establishments with payroll, but no employees, during mid-March pay period. (D) denotes figures withheld to avoid disclosing data for individual companies; the data are included in broader industry totals. Detailed industries with 100 or more employees are shown if industry was not a (D). For explanation of terms, abbreviations, and data reliability/comparability, see introductory text]

NAICS code	Industry	Number of employees for week including March 12	Payroll (\$1,000)		Total number of establishments	Number of establishments by employment-size class								
			First quarter	Annual		1 to 4	5 to 9	10 to 19	20 to 49	50 to 99	100 to 249	250 to 499	500 to 999	1,000 or more
<b>KANDIYOHI—Con.</b>														
<b>42</b>	<b>Wholesale trade</b> .....	<b>1 166</b>	<b>9 547</b>	<b>40 547</b>	<b>78</b>	<b>30</b>	<b>18</b>	<b>16</b>	<b>9</b>	<b>4</b>	<b>1</b>	—	—	—
423	Merchant Wholesalers, Durable Goods .....	606	5 402	23 496	45	15	12	10	5	3	—	—	—	—
4238	Machinery, Equipment, and Supplies Merchant Wholesalers .....	254	2 344	10 663	16	6	2	4	3	1	—	—	—	—
42382	Farm and Garden Machinery and Equipment Merchant Wholesalers .....	199	1 875	8 733	11	3	2	4	1	1	—	—	—	—
423820	Farm and Garden Machinery and Equipment Merchant Wholesalers .....	199	1 875	8 733	11	3	2	4	1	1	—	—	—	—
424	Merchant Wholesalers, Nondurable Goods .....	(F)	(D)	(D)	32	15	5	6	4	1	1	—	—	—
4242	Drugs and Druggists' Sundries Merchant Wholesalers .....	(C)	(D)	(D)	2	1	—	—	—	—	1	—	—	—
42421	Drugs and Druggists' Sundries Merchant Wholesalers .....	(C)	(D)	(D)	2	1	—	—	—	—	1	—	—	—
4249	Miscellaneous Nondurable Goods Merchant Wholesalers .....	135	1 847	7 335	12	6	3	1	1	1	—	—	—	—
42491	Farm Supplies Merchant Wholesalers .....	123	1 781	7 027	7	2	2	1	1	1	—	—	—	—
424910	Farm Supplies Merchant Wholesalers .....	123	1 781	7 027	7	2	2	1	1	1	—	—	—	—
<b>44-45</b>	<b>Retail trade</b> .....	<b>2 936</b>	<b>13 042</b>	<b>54 594</b>	<b>241</b>	<b>102</b>	<b>67</b>	<b>39</b>	<b>26</b>	<b>4</b>	<b>2</b>	<b>1</b>	—	—
441	Motor vehicle & parts dealers .....	472	3 206	14 609	43	18	7	10	8	—	—	—	—	—
4411	Automobile dealers .....	224	1 727	7 422	20	11	2	2	5	—	—	—	—	—
44111	New car dealers .....	188	1 564	6 714	9	2	—	2	5	—	—	—	—	—
441110	New car dealers .....	188	1 564	6 714	9	2	—	2	5	—	—	—	—	—
4413	Automotive parts, accessories & tire stores .....	153	915	3 744	12	3	3	4	2	—	—	—	—	—
44131	Automotive parts, accessories & tire stores .....	110	703	2 830	8	2	2	2	2	—	—	—	—	—
441310	Automotive parts, accessories & tire stores .....	110	703	2 830	8	2	2	2	2	—	—	—	—	—
442	Furniture & home furnishing stores .....	114	628	2 663	13	4	5	3	1	—	—	—	—	—
444	Bldg material & garden equip & supp dealers .....	157	989	4 763	25	15	5	4	1	—	—	—	—	—
445	Food & beverage stores .....	630	1 919	7 779	26	10	8	2	4	1	—	1	—	—
4451	Grocery stores .....	(F)	(D)	(D)	10	—	4	1	3	1	—	1	—	—
44511	Grocery (except convenience) stores .....	522	1 584	6 219	9	—	4	1	2	1	—	1	—	—
445110	Grocery (except convenience) stores .....	522	1 584	6 219	9	—	4	1	2	1	—	1	—	—
446	Health & personal care stores .....	166	904	3 797	14	3	5	2	4	—	—	—	—	—
4461	Health & personal care stores .....	166	904	3 797	14	3	5	2	4	—	—	—	—	—
447	Gasoline stations .....	177	692	2 358	23	9	8	5	1	—	—	—	—	—
4471	Gasoline stations .....	177	692	2 358	23	9	8	5	1	—	—	—	—	—
44711	Gasoline stations with convenience stores .....	163	632	2 122	17	4	7	5	1	—	—	—	—	—
447110	Gasoline stations with convenience stores .....	163	632	2 122	17	4	7	5	1	—	—	—	—	—
448	Clothing & clothing accessories stores .....	131	431	1 756	21	6	11	4	—	—	—	—	—	—
451	Sporting goods, hobby, book & music stores .....	145	397	1 593	15	5	4	4	2	—	—	—	—	—
4511	Sporting goods, hobby, musical instrument stores .....	111	341	1 366	11	5	1	3	2	—	—	—	—	—
452	General merchandise stores .....	594	2 416	9 469	11	4	1	1	—	3	2	—	—	—
4521	Department stores .....	564	2 341	9 194	5	—	—	—	—	3	2	—	—	—
45211	Department stores .....	564	2 341	9 194	5	—	—	—	—	3	2	—	—	—
453	Miscellaneous store retailers .....	169	435	1 716	25	15	6	1	3	—	—	—	—	—
454	Nonstore retailers .....	104	672	2 647	12	7	3	—	2	—	—	—	—	—
<b>48-49</b>	<b>Transportation &amp; warehousing</b> .....	<b>347</b>	<b>1 817</b>	<b>8 011</b>	<b>58</b>	<b>44</b>	<b>5</b>	<b>5</b>	<b>3</b>	<b>1</b>	—	—	—	—
484	Truck transportation .....	105	611	3 020	41	36	3	2	—	—	—	—	—	—
485	Transit & ground passenger transportation .....	(C)	(D)	(D)	5	1	—	1	2	1	—	—	—	—
4854	School & employee bus transportation .....	(C)	(D)	(D)	3	—	—	—	2	1	—	—	—	—
48541	School & employee bus transportation .....	(C)	(D)	(D)	3	—	—	—	2	1	—	—	—	—
<b>51</b>	<b>Information</b> .....	<b>335</b>	<b>2 187</b>	<b>9 528</b>	<b>24</b>	<b>8</b>	<b>8</b>	<b>2</b>	<b>5</b>	<b>1</b>	—	—	—	—
511	Publishing industries .....	(C)	(D)	(D)	2	—	1	—	—	1	—	—	—	—
5111	Newspaper, periodical, book, database publishers .....	(C)	(D)	(D)	2	—	1	—	—	1	—	—	—	—
51111	Newspaper publishers .....	(C)	(D)	(D)	2	—	1	—	—	1	—	—	—	—
<b>52</b>	<b>Finance &amp; insurance</b> .....	<b>489</b>	<b>4 370</b>	<b>18 358</b>	<b>70</b>	<b>45</b>	<b>9</b>	<b>9</b>	<b>6</b>	<b>1</b>	—	—	—	—
522	Credit intermediation & related activities .....	356	3 293	14 012	23	6	3	7	6	1	—	—	—	—
5221	Depository credit intermediation .....	292	2 574	10 857	15	1	1	7	5	1	—	—	—	—
52211	Commercial banking .....	292	2 574	10 857	15	1	1	7	5	1	—	—	—	—
522110	Commercial banking .....	292	2 574	10 857	15	1	1	7	5	1	—	—	—	—
524	Insurance carriers & related activities .....	116	881	3 408	35	27	6	2	—	—	—	—	—	—
<b>53</b>	<b>Real estate &amp; rental &amp; leasing</b> .....	<b>191</b>	<b>1 027</b>	<b>5 299</b>	<b>52</b>	<b>43</b>	<b>6</b>	<b>1</b>	<b>2</b>	—	—	—	—	—
532	Rental & leasing services .....	102	664	2 866	10	5	2	1	2	—	—	—	—	—
<b>54</b>	<b>Professional, scientific &amp; technical services</b> .....	<b>455</b>	<b>3 148</b>	<b>14 133</b>	<b>83</b>	<b>48</b>	<b>17</b>	<b>17</b>	<b>1</b>	—	—	—	—	—
541	Professional, scientific & technical services .....	455	3 148	14 133	83	48	17	17	1	—	—	—	—	—
5412	Accounting, tax prep, bookkeep, payroll services .....	106	648	2 257	12	5	1	5	1	—	—	—	—	—
54121	Accounting, tax prep, bookkeep, payroll services .....	106	648	2 257	12	5	1	5	1	—	—	—	—	—
5413	Architectural, engineering & related services .....	100	831	4 032	16	8	3	5	—	—	—	—	—	—

See footnotes at end of table.



**Table 6. Counties—Employees, Payroll, and Establishments by Industry: 2003—Con.**

[Excludes most government employees, railroad employees, and self-employed persons. Size class 1 to 4 includes establishments with payroll, but no employees, during mid-March pay period. (D) denotes figures withheld to avoid disclosing data for individual companies; the data are included in broader industry totals. Detailed industries with 100 or more employees are shown if industry was not a (D). For explanation of terms, abbreviations, and data reliability/comparability, see introductory text]

NAICS code	Industry	Number of employees for week including March 12	Payroll (\$1,000)		Total number of establishments	Number of establishments by employment-size class								
			First quarter	Annual		1 to 4	5 to 9	10 to 19	20 to 49	50 to 99	100 to 249	250 to 499	500 to 999	1,000 or more
<b>KANDIYOHI—Con.</b>														
<b>55</b>	<b>Management of companies &amp; enterprises . . . . .</b>	<b>374</b>	<b>4 569</b>	<b>18 600</b>	<b>7</b>	<b>2</b>	<b>—</b>	<b>2</b>	<b>2</b>	<b>—</b>	<b>—</b>	<b>1</b>	<b>—</b>	<b>—</b>
551	Management of companies & enterprises . . . . .	374	4 569	18 600	7	2	—	2	2	—	—	1	—	—
5511	Management of companies & enterprises . . . . .	374	4 569	18 600	7	2	—	2	2	—	—	1	—	—
55111	Management of companies & enterprises . . . . .	374	4 569	18 600	7	2	—	2	2	—	—	1	—	—
<b>56</b>	<b>Admin, support, waste mgt, remediation services . . . . .</b>	<b>754</b>	<b>2 802</b>	<b>12 803</b>	<b>58</b>	<b>34</b>	<b>10</b>	<b>6</b>	<b>3</b>	<b>2</b>	<b>3</b>	<b>—</b>	<b>—</b>	<b>—</b>
561	Administrative & support services . . . . .	(F)	(D)	(D)	56	33	10	6	3	1	3	—	—	—
5613	Employment services . . . . .	(E)	(D)	(D)	3	—	—	—	1	—	2	—	—	—
56132	Temporary help services . . . . .	(E)	(D)	(D)	3	—	—	—	1	—	2	—	—	—
5617	Services to buildings & dwellings . . . . .	207	339	1 850	28	19	5	3	—	—	1	—	—	—
56172	Janitorial services . . . . .	155	150	677	10	6	1	2	—	—	1	—	—	—
561720	Janitorial services . . . . .	155	150	677	10	6	1	2	—	—	1	—	—	—
<b>61</b>	<b>Educational services . . . . .</b>	<b>(B)</b>	<b>(D)</b>	<b>(D)</b>	<b>5</b>	<b>1</b>	<b>3</b>	<b>—</b>	<b>—</b>	<b>1</b>	<b>—</b>	<b>—</b>	<b>—</b>	<b>—</b>
<b>62</b>	<b>Health care and social assistance . . . . .</b>	<b>4 750</b>	<b>34 144</b>	<b>133 859</b>	<b>171</b>	<b>64</b>	<b>51</b>	<b>29</b>	<b>12</b>	<b>5</b>	<b>6</b>	<b>1</b>	<b>3</b>	<b>—</b>
621	Ambulatory health care services . . . . .	1 223	13 493	51 822	75	34	26	8	3	2	1	—	1	—
6211	Offices of physicians . . . . .	608	9 518	35 395	9	3	3	1	—	1	—	—	1	—
62111	Offices of physicians . . . . .	608	9 518	35 395	9	3	3	1	—	1	—	—	1	—
621111	Offices of physicians (exc mental health) . . . . .	608	9 518	35 395	9	3	3	1	—	1	—	—	1	—
6212	Offices of dentists . . . . .	190	1 647	6 659	20	9	7	3	—	1	—	—	—	—
62121	Offices of dentists . . . . .	190	1 647	6 659	20	9	7	3	—	1	—	—	—	—
621210	Offices of dentists . . . . .	190	1 647	6 659	20	9	7	3	—	1	—	—	—	—
6214	Outpatient care centers . . . . .	158	1 031	4 250	4	2	—	1	—	—	1	—	—	—
62142	Outpatient mental health, substance abuse ctrs . . . . .	(C)	(D)	(D)	1	—	—	—	—	—	1	—	—	—
6216	Home health care services . . . . .	180	666	2 953	18	1	12	3	2	—	—	—	—	—
62161	Home health care services . . . . .	180	666	2 953	18	1	12	3	2	—	—	—	—	—
621610	Home health care services . . . . .	180	666	2 953	18	1	12	3	2	—	—	—	—	—
622	Hospitals . . . . .	(G)	(D)	(D)	2	—	—	—	—	—	—	—	2	—
6221	General medical & surgical hospitals . . . . .	(F)	(D)	(D)	1	—	—	—	—	—	—	—	1	—
62211	General medical & surgical hospitals . . . . .	(F)	(D)	(D)	1	—	—	—	—	—	—	—	1	—
6222	Psychiatric & substance abuse hospitals . . . . .	(F)	(D)	(D)	1	—	—	—	—	—	—	—	1	—
62221	Psychiatric & substance abuse hospitals . . . . .	(F)	(D)	(D)	1	—	—	—	—	—	—	—	1	—
623	Nursing & residential care facilities . . . . .	1 372	5 028	20 546	61	12	24	15	4	2	4	—	—	—
6231	Nursing care facilities . . . . .	(E)	(D)	(D)	3	—	—	—	1	—	2	—	—	—
62311	Nursing care facilities . . . . .	(E)	(D)	(D)	3	—	—	—	1	—	2	—	—	—
6232	Residential mental retardation, health facil . . . . .	(E)	(D)	(D)	13	2	3	4	2	1	1	—	—	—
62321	Residential mental retardation facilities . . . . .	422	1 465	5 627	12	2	3	3	2	1	1	—	—	—
623210	Residential mental retardation facilities . . . . .	422	1 465	5 627	12	2	3	3	2	1	1	—	—	—
6233	Community care facilities for the elderly . . . . .	175	748	2 889	8	4	—	3	—	—	1	—	—	—
62331	Community care facilities for the elderly . . . . .	175	748	2 889	8	4	—	3	—	—	1	—	—	—
6239	Other residential care facilities . . . . .	(E)	(D)	(D)	37	6	21	8	1	1	—	—	—	—
62399	Other residential care facilities . . . . .	(E)	(D)	(D)	37	6	21	8	1	1	—	—	—	—
624	Social assistance . . . . .	(F)	(D)	(D)	33	18	1	6	5	1	1	1	—	—
6241	Individual & family services . . . . .	(C)	(D)	(D)	11	4	—	4	2	1	—	—	—	—
6243	Vocational rehabilitation services . . . . .	446	967	4 019	8	4	—	—	2	—	1	1	—	—
62431	Vocational rehabilitation services . . . . .	446	967	4 019	8	4	—	—	2	—	1	1	—	—
624310	Vocational rehabilitation services . . . . .	446	967	4 019	8	4	—	—	2	—	1	1	—	—
<b>71</b>	<b>Arts, entertainment &amp; recreation . . . . .</b>	<b>201</b>	<b>505</b>	<b>2 474</b>	<b>22</b>	<b>14</b>	<b>5</b>	<b>1</b>	<b>1</b>	<b>—</b>	<b>1</b>	<b>—</b>	<b>—</b>	<b>—</b>
713	Amusement, gambling & recreation industries . . . . .	194	472	2 341	17	9	5	1	1	—	1	—	—	—
7139	Other amusement & recreation industries . . . . .	(C)	(D)	(D)	15	8	4	1	1	—	1	—	—	—
71394	Fitness & recreational sports centers . . . . .	149	201	840	5	2	—	1	1	—	1	—	—	—
713940	Fitness & recreational sports centers . . . . .	149	201	840	5	2	—	1	1	—	1	—	—	—
<b>72</b>	<b>Accommodation &amp; food services . . . . .</b>	<b>1 457</b>	<b>2 742</b>	<b>12 207</b>	<b>90</b>	<b>33</b>	<b>11</b>	<b>22</b>	<b>16</b>	<b>7</b>	<b>1</b>	<b>—</b>	<b>—</b>	<b>—</b>
721	Accommodation . . . . .	253	607	2 512	22	13	—	8	—	—	1	—	—	—
7211	Traveler accommodation . . . . .	251	602	2 402	18	9	—	8	—	—	1	—	—	—
72111	Hotels (exc casino hotels) & motels . . . . .	235	571	2 206	13	5	—	7	—	—	1	—	—	—
721110	Hotels (exc casino hotels) & motels . . . . .	235	571	2 206	13	5	—	7	—	—	1	—	—	—
722	Food services & drinking places . . . . .	1 204	2 135	9 695	68	20	11	14	16	7	—	—	—	—
7221	Full-service restaurants . . . . .	596	1 072	5 016	31	9	6	5	6	5	—	—	—	—
72211	Full-service restaurants . . . . .	596	1 072	5 016	31	9	6	5	6	5	—	—	—	—
722110	Full-service restaurants . . . . .	596	1 072	5 016	31	9	6	5	6	5	—	—	—	—
7222	Limited-service eating places . . . . .	588	1 027	4 549	32	7	5	8	10	2	—	—	—	—
72221	Limited-service eating places . . . . .	588	1 027	4 549	32	7	5	8	10	2	—	—	—	—
722211	Limited-service restaurants . . . . .	523	961	4 272	26	5	5	5	9	2	—	—	—	—
<b>81</b>	<b>Other services (except public administration) . . . . .</b>	<b>968</b>	<b>3 428</b>	<b>14 462</b>	<b>154</b>	<b>92</b>	<b>35</b>	<b>17</b>	<b>9</b>	<b>1</b>	<b>—</b>	<b>—</b>	<b>—</b>	<b>—</b>
811	Repair & maintenance . . . . .	170	1 003	4 283	48	37	8	2	1	—	—	—	—	—
8111	Automotive repair & maintenance . . . . .	139	824	3 322	34	25	6	2	1	—	—	—	—	—
812	Personal & laundry services . . . . .	143	500	2 206	29	18	6	5	—	—	—	—	—	—
813	Religious, grantmaking, civic, prof & like organizations . . . . .	655	1 925	7 973	77	37	21	10	8	1	—	—	—	—
8131	Religious organizations . . . . .	456	1 498	6 230	62	31	17	8	6	—	—	—	—	—
81311	Religious organizations . . . . .	456	1 498	6 230	62	31	17	8	6	—	—	—	—	—
813110	Religious organizations . . . . .	456	1 498	6 230	62	31	17	8	6	—	—	—	—	—
8134	Civic & social organizations . . . . .	161	216	860	5	1	—	1	2	1	—	—	—	—
81341	Civic & social organizations . . . . .	161	216	860	5	1	—	1	2	1	—	—	—	—
813410	Civic & social organizations . . . . .	161	216	860	5	1	—	1	2	1	—	—	—	—

See footnotes at end of table.

**Table 6. Counties—Employees, Payroll, and Establishments by Industry: 2003—Con.**

[Excludes most government employees, railroad employees, and self-employed persons. Size class 1 to 4 includes establishments with payroll, but no employees, during mid-March pay period. (D) denotes figures withheld to avoid disclosing data for individual companies; the data are included in broader industry totals. Detailed industries with 100 or more employees are shown if industry was not a (D). For explanation of terms, abbreviations, and data reliability/comparability, see introductory text]

NAICS code	Industry	Number of employees for week including March 12	Payroll (\$1,000)		Total number of establishments	Number of establishments by employment-size class									
			First quarter	Annual		1 to 4	5 to 9	10 to 19	20 to 49	50 to 99	100 to 249	250 to 499	500 to 999	1,000 or more	
<b>99</b>	<b>KANDIYOHI—Con.</b>														
	Unclassified establishments .....	(A)	(D)	(D)	3	3	—	—	—	—	—	—	—	—	—
	<b>KITTSON</b>														
	Total .....	1 019	4 924	21 615	160	112	25	14	6	2	1	—	—	—	—
11	Forestry, fishing, hunting, and agriculture support .....	(A)	(D)	(D)	1	1	—	—	—	—	—	—	—	—	—
21	Mining .....	(A)	(D)	(D)	1	1	—	—	—	—	—	—	—	—	—
22	Utilities .....	(A)	(D)	(D)	2	2	—	—	—	—	—	—	—	—	—
23	Construction .....	(B)	(D)	(D)	13	11	2	—	—	—	—	—	—	—	—
31-33	Manufacturing .....	(B)	(D)	(D)	7	5	—	1	1	—	—	—	—	—	—
42	Wholesale trade .....	102	659	3 113	17	13	2	1	1	—	—	—	—	—	—
44-45	Retail trade .....	205	759	2 954	32	18	6	6	2	—	—	—	—	—	—
48-49	Transportation & warehousing .....	(A)	(D)	(D)	5	3	2	—	—	—	—	—	—	—	—
51	Information .....	(B)	(D)	(D)	3	2	—	—	—	1	—	—	—	—	—
52	Finance & insurance .....	66	461	1 984	15	12	2	—	1	—	—	—	—	—	—
53	Real estate & rental & leasing .....	9	8	36	6	6	—	—	—	—	—	—	—	—	—
54	Professional, scientific & technical services .....	(B)	(D)	(D)	7	5	1	1	—	—	—	—	—	—	—
56	Admin, support, waste mgt, remediation services .....	(A)	(D)	(D)	2	2	—	—	—	—	—	—	—	—	—
62	Health care and social assistance .....	303	1 417	5 775	14	7	4	—	1	1	1	—	—	—	—
622	Hospitals .....	(C)	(D)	(D)	2	—	1	—	—	—	1	—	—	—	—
6221	General medical & surgical hospitals .....	(C)	(D)	(D)	2	—	1	—	—	—	1	—	—	—	—
62211	General medical & surgical hospitals .....	(C)	(D)	(D)	2	—	1	—	—	—	1	—	—	—	—
71	Arts, entertainment & recreation .....	(A)	(D)	(D)	3	3	—	—	—	—	—	—	—	—	—
72	Accommodation & food services .....	(B)	(D)	(D)	6	4	1	1	—	—	—	—	—	—	—
81	Other services (except public administration) .....	116	240	966	24	15	5	4	—	—	—	—	—	—	—
813	Religious, grantmaking, civic, prof & like organizations .....	101	163	649	18	10	4	4	—	—	—	—	—	—	—
<b>99</b>	<b>Unclassified establishments .....</b>	<b>(A)</b>	<b>(D)</b>	<b>(D)</b>	<b>2</b>	<b>2</b>	<b>—</b>	<b>—</b>	<b>—</b>	<b>—</b>	<b>—</b>	<b>—</b>	<b>—</b>	<b>—</b>	<b>—</b>
	<b>KOOCHICING</b>														
	Total .....	4 834	29 323	134 493	442	240	104	53	32	9	3	—	1	—	—
11	Forestry, fishing, hunting, and agriculture support .....	(C)	(D)	(D)	30	13	12	4	1	—	—	—	—	—	—
113	Forestry and logging .....	(C)	(D)	(D)	28	11	12	4	1	—	—	—	—	—	—
1133	Logging .....	194	1 429	3 769	27	10	12	4	1	—	—	—	—	—	—
11331	Logging .....	194	1 429	3 769	27	10	12	4	1	—	—	—	—	—	—
113310	Logging .....	194	1 429	3 769	27	10	12	4	1	—	—	—	—	—	—
22	Utilities .....	(B)	(D)	(D)	4	1	2	1	—	—	—	—	—	—	—
23	Construction .....	181	1 505	8 441	33	24	4	3	1	1	—	—	—	—	—
238	Specialty Trade Contractors .....	124	1 081	5 347	24	18	4	1	—	1	—	—	—	—	—
31-33	Manufacturing .....	1 177	10 973	57 046	21	11	4	2	2	1	—	—	—	1	—
321	Wood product mfg .....	(C)	(D)	(D)	9	5	1	1	2	—	—	—	—	—	—
322	Paper mfg .....	(F)	(D)	(D)	2	—	—	1	—	—	—	—	—	1	—
3221	Pulp, paper & paperboard mills .....	(F)	(D)	(D)	2	—	—	1	—	—	—	—	—	1	—
32212	Paper mills .....	(F)	(D)	(D)	2	—	—	1	—	—	—	—	—	1	—
42	Wholesale trade .....	(B)	(D)	(D)	14	11	2	1	—	—	—	—	—	—	—
44-45	Retail trade .....	776	3 390	13 857	86	38	27	11	7	3	—	—	—	—	—
444	Bldg material & garden equip & supp dealers .....	109	593	2 110	10	3	4	2	—	1	—	—	—	—	—
4441	Building material & supplies dealers .....	109	593	2 110	10	3	4	2	—	1	—	—	—	—	—
445	Food & beverage stores .....	175	774	3 188	13	5	5	1	1	1	—	—	—	—	—
4451	Grocery stores .....	(C)	(D)	(D)	5	1	1	1	1	1	—	—	—	—	—
44511	Grocery (except convenience) stores .....	132	648	2 672	4	—	1	1	1	1	—	—	—	—	—
445110	Grocery (except convenience) stores .....	132	648	2 672	4	—	1	1	1	1	—	—	—	—	—
447	Gasoline stations .....	162	564	2 451	21	7	8	4	2	—	—	—	—	—	—
4471	Gasoline stations .....	162	564	2 451	21	7	8	4	2	—	—	—	—	—	—
44711	Gasoline stations with convenience stores .....	140	446	1 893	16	4	7	3	2	—	—	—	—	—	—
447110	Gasoline stations with convenience stores .....	140	446	1 893	16	4	7	3	2	—	—	—	—	—	—
452	General merchandise stores .....	(C)	(D)	(D)	2	—	—	—	1	1	—	—	—	—	—
48-49	Transportation & warehousing .....	190	1 748	6 383	27	12	9	5	1	—	—	—	—	—	—
51	Information .....	94	669	2 677	6	1	1	3	—	1	—	—	—	—	—

See footnotes at end of table.

**Table 6. Counties—Employees, Payroll, and Establishments by Industry: 2003—Con.**

[Excludes most government employees, railroad employees, and self-employed persons. Size class 1 to 4 includes establishments with payroll, but no employees, during mid-March pay period. (D) denotes figures withheld to avoid disclosing data for individual companies; the data are included in broader industry totals. Detailed industries with 100 or more employees are shown if industry was not a (D). For explanation of terms, abbreviations, and data reliability/comparability, see introductory text]

NAICS code	Industry	Number of employees for week including March 12	Payroll (\$1,000)		Total number of establishments	Number of establishments by employment-size class								
			First quarter	Annual		1 to 4	5 to 9	10 to 19	20 to 49	50 to 99	100 to 249	250 to 499	500 to 999	1,000 or more
<b>KOOCHICHING—Con.</b>														
<b>52</b>	<b>Finance &amp; insurance</b> .....	<b>377</b>	<b>2 614</b>	<b>10 226</b>	<b>20</b>	<b>14</b>	—	<b>2</b>	<b>3</b>	—	<b>1</b>	—	—	—
522	Credit intermediation & related activities .....	(C)	(D)	(D)	7	2	—	2	3	—	—	—	—	—
5221	Depository credit intermediation .....	(C)	(D)	(D)	6	1	—	2	3	—	—	—	—	—
524	Insurance carriers & related activities .....	(E)	(D)	(D)	11	10	—	—	—	—	<b>1</b>	—	—	—
5241	Insurance carriers .....	(C)	(D)	(D)	1	—	—	—	—	—	<b>1</b>	—	—	—
52411	Direct life, health, medical insurance carriers .....	(C)	(D)	(D)	1	—	—	—	—	—	<b>1</b>	—	—	—
<b>53</b>	<b>Real estate &amp; rental &amp; leasing</b> .....	<b>56</b>	<b>189</b>	<b>1 221</b>	<b>15</b>	<b>11</b>	<b>2</b>	<b>2</b>	—	—	—	—	—	—
<b>54</b>	<b>Professional, scientific &amp; technical services</b> .....	<b>86</b>	<b>273</b>	<b>1 255</b>	<b>20</b>	<b>16</b>	<b>2</b>	<b>1</b>	<b>1</b>	—	—	—	—	—
<b>56</b>	<b>Admin, support, waste mgt, remediation services</b> .....	<b>83</b>	<b>243</b>	<b>858</b>	<b>13</b>	<b>7</b>	<b>4</b>	<b>1</b>	<b>1</b>	—	—	—	—	—
<b>61</b>	<b>Educational services</b> .....	<b>(B)</b>	<b>(D)</b>	<b>(D)</b>	<b>1</b>	—	—	—	<b>1</b>	—	—	—	—	—
<b>62</b>	<b>Health care and social assistance</b> .....	<b>702</b>	<b>3 820</b>	<b>16 912</b>	<b>47</b>	<b>20</b>	<b>14</b>	<b>5</b>	<b>5</b>	<b>1</b>	<b>2</b>	—	—	—
621	Ambulatory health care services .....	163	1 276	6 091	23	14	7	—	2	—	—	—	—	—
622	Hospitals .....	(C)	(D)	(D)	1	—	—	—	—	—	<b>1</b>	—	—	—
6221	General medical & surgical hospitals .....	(C)	(D)	(D)	1	—	—	—	—	—	<b>1</b>	—	—	—
62211	General medical & surgical hospitals .....	(C)	(D)	(D)	1	—	—	—	—	—	<b>1</b>	—	—	—
623	Nursing & residential care facilities .....	(E)	(D)	(D)	10	—	4	3	1	1	1	—	—	—
6231	Nursing care facilities .....	243	1 017	4 386	4	—	—	1	1	1	1	—	—	—
62311	Nursing care facilities .....	243	1 017	4 386	4	—	—	1	1	1	1	—	—	—
623110	Nursing care facilities .....	243	1 017	4 386	4	—	—	1	1	1	1	—	—	—
624	Social assistance .....	(C)	(D)	(D)	13	6	3	2	2	—	—	—	—	—
<b>71</b>	<b>Arts, entertainment &amp; recreation</b> .....	<b>53</b>	<b>120</b>	<b>550</b>	<b>13</b>	<b>8</b>	<b>4</b>	<b>1</b>	—	—	—	—	—	—
<b>72</b>	<b>Accommodation &amp; food services</b> .....	<b>522</b>	<b>1 075</b>	<b>5 448</b>	<b>45</b>	<b>20</b>	<b>7</b>	<b>9</b>	<b>7</b>	<b>2</b>	—	—	—	—
721	Accommodation .....	167	427	2 308	15	10	—	3	1	1	—	—	—	—
7211	Traveler accommodation .....	(C)	(D)	(D)	11	8	—	2	—	1	—	—	—	—
72111	Hotels (exc casino hotels) & motels .....	120	303	1 518	10	7	—	2	—	1	—	—	—	—
721110	Hotels (exc casino hotels) & motels .....	120	303	1 518	10	7	—	2	—	1	—	—	—	—
722	Food services & drinking places .....	355	648	3 140	30	10	7	6	6	1	—	—	—	—
7221	Full-service restaurants .....	165	316	1 490	14	5	3	3	3	—	—	—	—	—
72211	Full-service restaurants .....	165	316	1 490	14	5	3	3	3	—	—	—	—	—
722110	Full-service restaurants .....	165	316	1 490	14	5	3	3	3	—	—	—	—	—
7222	Limited-service eating places .....	148	273	1 390	9	2	2	1	3	1	—	—	—	—
72221	Limited-service eating places .....	148	273	1 390	9	2	2	1	3	1	—	—	—	—
722211	Limited-service restaurants .....	148	273	1 390	9	2	2	1	3	1	—	—	—	—
<b>81</b>	<b>Other services (except public administration)</b> .....	<b>220</b>	<b>563</b>	<b>2 314</b>	<b>44</b>	<b>30</b>	<b>10</b>	<b>2</b>	<b>2</b>	—	—	—	—	—
813	Religious, grantmaking, civic, prof & like organizations .....	125	194	844	26	17	7	1	1	—	—	—	—	—
<b>99</b>	<b>Unclassified establishments</b> .....	<b>(A)</b>	<b>(D)</b>	<b>(D)</b>	<b>3</b>	<b>3</b>	—	—	—	—	—	—	—	—
<b>LAC QUI PARLE</b>														
	<b>Total</b> .....	<b>1 882</b>	<b>9 497</b>	<b>42 755</b>	<b>228</b>	<b>132</b>	<b>53</b>	<b>27</b>	<b>11</b>	<b>2</b>	<b>3</b>	—	—	—
<b>11</b>	<b>Forestry, fishing, hunting, and agriculture support</b> .....	<b>(A)</b>	<b>(D)</b>	<b>(D)</b>	<b>1</b>	<b>1</b>	—	—	—	—	—	—	—	—
<b>21</b>	<b>Mining</b> .....	<b>(A)</b>	<b>(D)</b>	<b>(D)</b>	<b>2</b>	<b>1</b>	<b>1</b>	—	—	—	—	—	—	—
<b>23</b>	<b>Construction</b> .....	<b>78</b>	<b>368</b>	<b>5 044</b>	<b>28</b>	<b>21</b>	<b>5</b>	<b>2</b>	—	—	—	—	—	—
<b>31-33</b>	<b>Manufacturing</b> .....	<b>312</b>	<b>2 119</b>	<b>9 535</b>	<b>11</b>	<b>3</b>	<b>3</b>	<b>1</b>	<b>2</b>	<b>1</b>	<b>1</b>	—	—	—
311	Food mfg .....	(C)	(D)	(D)	4	—	2	—	—	1	1	—	—	—
3115	Dairy product mfg .....	(C)	(D)	(D)	1	—	—	—	—	—	<b>1</b>	—	—	—
31151	Dairy product (exc frozen) mfg .....	(C)	(D)	(D)	1	—	—	—	—	—	<b>1</b>	—	—	—
<b>42</b>	<b>Wholesale trade</b> .....	<b>141</b>	<b>1 034</b>	<b>4 168</b>	<b>14</b>	<b>4</b>	<b>2</b>	<b>7</b>	<b>1</b>	—	—	—	—	—
<b>44-45</b>	<b>Retail trade</b> .....	<b>331</b>	<b>1 004</b>	<b>4 621</b>	<b>47</b>	<b>22</b>	<b>18</b>	<b>3</b>	<b>4</b>	—	—	—	—	—
<b>48-49</b>	<b>Transportation &amp; warehousing</b> .....	<b>(B)</b>	<b>(D)</b>	<b>(D)</b>	<b>10</b>	<b>8</b>	<b>1</b>	—	—	<b>1</b>	—	—	—	—
<b>51</b>	<b>Information</b> .....	<b>(B)</b>	<b>(D)</b>	<b>(D)</b>	<b>5</b>	<b>1</b>	<b>3</b>	<b>1</b>	—	—	—	—	—	—
<b>52</b>	<b>Finance &amp; insurance</b> .....	<b>105</b>	<b>889</b>	<b>2 999</b>	<b>17</b>	<b>9</b>	<b>3</b>	<b>4</b>	<b>1</b>	—	—	—	—	—
<b>53</b>	<b>Real estate &amp; rental &amp; leasing</b> .....	<b>(B)</b>	<b>(D)</b>	<b>(D)</b>	<b>10</b>	<b>8</b>	<b>2</b>	—	—	—	—	—	—	—
<b>54</b>	<b>Professional, scientific &amp; technical services</b> .....	<b>25</b>	<b>85</b>	<b>270</b>	<b>10</b>	<b>9</b>	<b>1</b>	—	—	—	—	—	—	—
<b>56</b>	<b>Admin, support, waste mgt, remediation services</b> .....	<b>(B)</b>	<b>(D)</b>	<b>(D)</b>	<b>2</b>	—	<b>1</b>	<b>1</b>	—	—	—	—	—	—
<b>61</b>	<b>Educational services</b> .....	<b>(A)</b>	<b>(D)</b>	<b>(D)</b>	<b>1</b>	<b>1</b>	—	—	—	—	—	—	—	—
<b>62</b>	<b>Health care and social assistance</b> .....	<b>515</b>	<b>2 630</b>	<b>9 992</b>	<b>19</b>	<b>9</b>	<b>3</b>	<b>2</b>	<b>3</b>	—	<b>2</b>	—	—	—
622	Hospitals .....	(C)	(D)	(D)	2	—	—	—	1	—	<b>1</b>	—	—	—
6221	General medical & surgical hospitals .....	(C)	(D)	(D)	2	—	—	—	1	—	<b>1</b>	—	—	—
62211	General medical & surgical hospitals .....	(C)	(D)	(D)	2	—	—	—	1	—	<b>1</b>	—	—	—
623	Nursing & residential care facilities .....	197	723	2 531	5	2	1	—	1	—	<b>1</b>	—	—	—
6231	Nursing care facilities .....	(C)	(D)	(D)	2	—	1	—	—	—	<b>1</b>	—	—	—
62311	Nursing care facilities .....	(C)	(D)	(D)	2	—	1	—	—	—	<b>1</b>	—	—	—
<b>71</b>	<b>Arts, entertainment &amp; recreation</b> .....	<b>(A)</b>	<b>(D)</b>	<b>(D)</b>	<b>6</b>	<b>6</b>	—	—	—	—	—	—	—	—

See footnotes at end of table.

**Table 6. Counties—Employees, Payroll, and Establishments by Industry: 2003—Con.**

[Excludes most government employees, railroad employees, and self-employed persons. Size class 1 to 4 includes establishments with payroll, but no employees, during mid-March pay period. (D) denotes figures withheld to avoid disclosing data for individual companies; the data are included in broader industry totals. Detailed industries with 100 or more employees are shown if industry was not a (D). For explanation of terms, abbreviations, and data reliability/comparability, see introductory text]

NAICS code	Industry	Number of employees for week including March 12	Payroll (\$1,000)		Total number of establishments	Number of establishments by employment-size class								
			First quarter	Annual		1 to 4	5 to 9	10 to 19	20 to 49	50 to 99	100 to 249	250 to 499	500 to 999	1,000 or more
<b>LAC QUI PARLE—Con.</b>														
72	<b>Accommodation &amp; food services</b> .....	(B)	(D)	(D)	13	5	3	5	—	—	—	—	—	—
81	<b>Other services (except public administration)</b> .....	112	302	1 236	32	24	7	1	—	—	—	—	—	—
<b>LAKE</b>														
	<b>Total</b> .....	3 348	19 756	89 611	303	160	70	35	26	8	3	1	—	—
11	<b>Forestry, fishing, hunting, and agriculture support</b> .....	(A)	(D)	(D)	1	—	1	—	—	—	—	—	—	—
21	<b>Mining</b> .....	(E)	(D)	(D)	2	1	—	—	—	—	—	1	—	—
212	Mining (except oil & gas) .....	(E)	(D)	(D)	2	1	—	—	—	—	—	1	—	—
2122	Metal ore mining .....	(E)	(D)	(D)	1	—	—	—	—	—	—	1	—	—
21221	Iron ore mining .....	(E)	(D)	(D)	1	—	—	—	—	—	—	1	—	—
22	<b>Utilities</b> .....	(B)	(D)	(D)	4	1	—	2	1	—	—	—	—	—
23	<b>Construction</b> .....	123	576	2 948	38	31	5	1	1	—	—	—	—	—
31-33	<b>Manufacturing</b> .....	457	4 034	19 767	14	3	5	1	2	1	2	—	—	—
321	Wood product mfg .....	(C)	(D)	(D)	1	—	—	—	—	—	1	—	—	—
3212	Veneer, plywood & engineered wood product mfg .....	(C)	(D)	(D)	1	—	—	—	—	—	1	—	—	—
32121	Veneer, plywood & engineered wood product mfg .....	(C)	(D)	(D)	1	—	—	—	—	—	1	—	—	—
333	Machinery mfg .....	262	2 130	12 170	4	—	1	—	1	1	1	—	—	—
3331	Ag, construction & mining machinery mfg .....	(C)	(D)	(D)	2	—	1	—	—	—	1	—	—	—
33312	Construction machinery mfg .....	(C)	(D)	(D)	1	—	—	—	—	—	1	—	—	—
42	<b>Wholesale trade</b> .....	(B)	(D)	(D)	5	3	1	1	—	—	—	—	—	—
44-45	<b>Retail trade</b> .....	426	1 987	8 618	48	25	12	5	4	2	—	—	—	—
441	Motor vehicle & parts dealers .....	114	869	3 831	5	2	1	—	1	1	—	—	—	—
4411	Automobile dealers .....	(C)	(D)	(D)	2	—	—	—	1	1	—	—	—	—
44111	New car dealers .....	(C)	(D)	(D)	2	—	—	—	1	1	—	—	—	—
445	Food & beverage stores .....	114	484	2 086	7	1	4	—	1	1	—	—	—	—
48-49	<b>Transportation &amp; warehousing</b> .....	(A)	(D)	(D)	4	3	1	—	—	—	—	—	—	—
51	<b>Information</b> .....	60	398	1 591	5	2	2	—	1	—	—	—	—	—
52	<b>Finance &amp; insurance</b> .....	189	1 412	5 084	15	9	2	2	1	1	—	—	—	—
53	<b>Real estate &amp; rental &amp; leasing</b> .....	(B)	(D)	(D)	9	8	1	—	—	—	—	—	—	—
54	<b>Professional, scientific &amp; technical services</b> .....	141	648	2 912	14	8	3	1	2	—	—	—	—	—
541	Professional, scientific & technical services .....	141	648	2 912	14	8	3	1	2	—	—	—	—	—
56	<b>Admin, support, waste mgt, remediation services</b> .....	(B)	(D)	(D)	10	6	3	1	—	—	—	—	—	—
61	<b>Educational services</b> .....	(B)	(D)	(D)	2	—	1	—	—	1	—	—	—	—
62	<b>Health care and social assistance</b> .....	489	2 930	14 676	28	11	7	5	2	2	1	—	—	—
621	Ambulatory health care services .....	(C)	(D)	(D)	12	5	4	2	1	—	—	—	—	—
622	Hospitals .....	(C)	(D)	(D)	1	—	—	—	—	—	1	—	—	—
6221	General medical & surgical hospitals .....	(C)	(D)	(D)	1	—	—	—	—	—	1	—	—	—
62211	General medical & surgical hospitals .....	(C)	(D)	(D)	1	—	—	—	—	—	1	—	—	—
623	Nursing & residential care facilities .....	154	628	2 619	8	2	2	2	1	1	—	—	—	—
71	<b>Arts, entertainment &amp; recreation</b> .....	44	157	962	8	4	3	1	—	—	—	—	—	—
72	<b>Accommodation &amp; food services</b> .....	656	1 327	6 762	58	26	11	10	10	1	—	—	—	—
721	Accommodation .....	221	547	2 637	28	19	4	3	1	1	—	—	—	—
7211	Traveler accommodation .....	(C)	(D)	(D)	21	13	4	2	1	1	—	—	—	—
72111	Hotels (exc casino hotels) & motels .....	179	442	1 997	15	9	2	2	1	1	—	—	—	—
721110	Hotels (exc casino hotels) & motels .....	179	442	1 997	15	9	2	2	1	1	—	—	—	—
722	Food services & drinking places .....	435	780	4 125	30	7	7	7	9	—	—	—	—	—
7221	Full-service restaurants .....	276	545	3 046	18	3	5	4	6	—	—	—	—	—
72211	Full-service restaurants .....	276	545	3 046	18	3	5	4	6	—	—	—	—	—
722110	Full-service restaurants .....	276	545	3 046	18	3	5	4	6	—	—	—	—	—
7222	Limited-service eating places .....	(C)	(D)	(D)	10	4	1	2	3	—	—	—	—	—
72221	Limited-service eating places .....	(C)	(D)	(D)	10	4	1	2	3	—	—	—	—	—
722211	Limited-service restaurants .....	106	194	920	8	3	1	2	2	—	—	—	—	—
81	<b>Other services (except public administration)</b> .....	238	839	3 991	38	19	12	5	2	—	—	—	—	—
813	Religious, grantmaking, civic, prof & like organizations .....	128	271	1 139	23	12	7	3	1	—	—	—	—	—

See footnotes at end of table.

**Table 6. Counties—Employees, Payroll, and Establishments by Industry: 2003—Con.**

[Excludes most government employees, railroad employees, and self-employed persons. Size class 1 to 4 includes establishments with payroll, but no employees, during mid-March pay period. (D) denotes figures withheld to avoid disclosing data for individual companies; the data are included in broader industry totals. Detailed industries with 100 or more employees are shown if industry was not a (D). For explanation of terms, abbreviations, and data reliability/comparability, see introductory text]

NAICS code	Industry	Number of employees for week including March 12	Payroll (\$1,000)		Total number of establishments	Number of establishments by employment-size class								
			First quarter	Annual		1 to 4	5 to 9	10 to 19	20 to 49	50 to 99	100 to 249	250 to 499	500 to 999	1,000 or more
<b>LAKE OF THE WOODS</b>														
	<b>Total</b> .....	<b>2 700</b>	<b>48 033</b>	<b>165 721</b>	<b>153</b>	<b>96</b>	<b>30</b>	<b>16</b>	<b>8</b>	<b>1</b>	<b>1</b>	-	-	<b>1</b>
11	Forestry, fishing, hunting, and agriculture support .....	(A)	(D)	(D)	1	1	-	-	-	-	-	-	-	-
22	Utilities .....	(A)	(D)	(D)	1	-	-	1	-	-	-	-	-	-
23	Construction .....	(B)	(D)	(D)	15	13	1	1	-	-	-	-	-	-
31-33	Manufacturing .....	(G)	(D)	(D)	10	6	2	-	1	-	-	-	-	1
325	Chemical mfg .....	(G)	(D)	(D)	1	-	-	-	-	-	-	-	-	1
3254	Pharmaceutical & medicine mfg .....	(G)	(D)	(D)	1	-	-	-	-	-	-	-	-	1
32541	Pharmaceutical & medicine mfg .....	(G)	(D)	(D)	1	-	-	-	-	-	-	-	-	1
42	Wholesale trade .....	(B)	(D)	(D)	7	4	2	1	-	-	-	-	-	-
44-45	Retail trade .....	213	802	3 189	27	12	8	5	2	-	-	-	-	-
48-49	Transportation & warehousing .....	(A)	(D)	(D)	6	5	1	-	-	-	-	-	-	-
52	Finance & insurance .....	(B)	(D)	(D)	4	2	1	1	-	-	-	-	-	-
53	Real estate & rental & leasing .....	(A)	(D)	(D)	4	4	-	-	-	-	-	-	-	-
54	Professional, scientific & technical services .....	(A)	(D)	(D)	4	4	-	-	-	-	-	-	-	-
56	Admin, support, waste mgt, remediation services .....	(A)	(D)	(D)	4	4	-	-	-	-	-	-	-	-
62	Health care and social assistance .....	(C)	(D)	(D)	9	6	2	-	-	-	1	-	-	-
622	Hospitals .....	(C)	(D)	(D)	1	-	-	-	-	-	1	-	-	-
6221	General medical & surgical hospitals .....	(C)	(D)	(D)	1	-	-	-	-	-	1	-	-	-
62211	General medical & surgical hospitals .....	(C)	(D)	(D)	1	-	-	-	-	-	1	-	-	-
71	Arts, entertainment & recreation .....	(B)	(D)	(D)	8	6	1	1	-	-	-	-	-	-
72	Accommodation & food services .....	371	1 223	4 291	35	16	9	4	5	1	-	-	-	-
721	Accommodation .....	304	1 079	3 726	30	15	7	4	3	1	-	-	-	-
7211	Traveler accommodation .....	198	734	2 386	14	7	2	2	2	1	-	-	-	-
72111	Hotels (exc casino hotels) & motels .....	(C)	(D)	(D)	10	5	2	1	1	1	-	-	-	-
7212	RV parks & recreational camps .....	106	345	1 340	16	8	5	2	1	-	-	-	-	-
72121	RV parks & recreational camps .....	106	345	1 340	16	8	5	2	1	-	-	-	-	-
81	Other services (except public administration) .....	67	115	497	18	13	3	2	-	-	-	-	-	-
<b>LE SUEUR</b>														
	<b>Total</b> .....	<b>6 595</b>	<b>39 578</b>	<b>177 603</b>	<b>621</b>	<b>357</b>	<b>125</b>	<b>71</b>	<b>48</b>	<b>10</b>	<b>8</b>	<b>1</b>	<b>1</b>	-
11	Forestry, fishing, hunting, and agriculture support .....	(B)	(D)	(D)	2	-	1	1	-	-	-	-	-	-
21	Mining .....	(C)	(D)	(D)	3	-	1	-	1	1	-	-	-	-
212	Mining (except oil & gas) .....	(C)	(D)	(D)	3	-	1	-	1	1	-	-	-	-
2123	Nonmetallic mineral mining & quarrying .....	(C)	(D)	(D)	3	-	1	-	1	1	-	-	-	-
21232	Sand, gravel, clay, refractory minerals mining .....	(C)	(D)	(D)	3	-	1	-	1	1	-	-	-	-
22	Utilities .....	(A)	(D)	(D)	1	-	1	-	-	-	-	-	-	-
23	Construction .....	354	2 613	15 404	108	80	21	5	2	-	-	-	-	-
238	Specialty Trade Contractors .....	251	2 003	10 945	71	55	10	4	2	-	-	-	-	-
2382	Building Equipment Contractors .....	111	861	3 648	23	14	6	3	-	-	-	-	-	-
31-33	Manufacturing .....	2 327	17 972	79 955	47	18	7	5	7	4	4	1	1	-
311	Food mfg .....	449	2 498	19 101	7	1	-	1	2	1	2	-	-	-
3114	Fruit & veg preserving & specialty food mfg .....	(C)	(D)	(D)	1	-	-	-	-	-	1	-	-	-
31142	Fruit & veg canning, pickling & drying .....	(C)	(D)	(D)	1	-	-	-	-	-	1	-	-	-
3115	Dairy product mfg .....	(C)	(D)	(D)	2	-	-	-	-	1	1	-	-	-
31151	Dairy product (exc frozen) mfg .....	(C)	(D)	(D)	2	-	-	-	-	1	1	-	-	-
326	Plastics & rubber products mfg .....	150	973	3 985	3	-	-	-	2	1	-	-	-	-
3261	Plastics product mfg .....	150	973	3 985	3	-	-	-	2	1	-	-	-	-
32619	Other plastics product mfg .....	(C)	(D)	(D)	2	-	-	-	1	1	-	-	-	-
327	Nonmetallic mineral product mfg .....	151	1 356	6 460	6	4	-	1	-	-	1	-	-	-
3279	Other nonmetallic mineral product mfg .....	(C)	(D)	(D)	2	1	-	-	-	-	1	-	-	-
32799	All other nonmetallic mineral product mfg .....	(C)	(D)	(D)	2	1	-	-	-	-	1	-	-	-
331	Primary metal mfg .....	(F)	(D)	(D)	1	-	-	-	-	-	-	-	1	-
3315	Foundries .....	(F)	(D)	(D)	1	-	-	-	-	-	-	-	1	-
33152	Nonferrous metal foundries .....	(F)	(D)	(D)	1	-	-	-	-	-	-	-	1	-
332	Fabricated metal product mfg .....	335	3 288	11 770	9	3	3	-	2	-	1	-	-	-
3325	Hardware mfg .....	(C)	(D)	(D)	1	-	-	-	-	-	1	-	-	-
33251	Hardware mfg .....	(C)	(D)	(D)	1	-	-	-	-	-	1	-	-	-
334	Computer & electronic product mfg .....	(E)	(D)	(D)	3	-	1	1	-	-	-	1	-	-
3342	Communications equipment mfg .....	(E)	(D)	(D)	2	-	1	-	-	-	-	1	-	-
33421	Telephone apparatus mfg .....	(E)	(D)	(D)	1	-	-	-	-	-	-	1	-	-

See footnotes at end of table.

**Table 6. Counties—Employees, Payroll, and Establishments by Industry: 2003—Con.**

[Excludes most government employees, railroad employees, and self-employed persons. Size class 1 to 4 includes establishments with payroll, but no employees, during mid-March pay period. (D) denotes figures withheld to avoid disclosing data for individual companies; the data are included in broader industry totals. Detailed industries with 100 or more employees are shown if industry was not a (D). For explanation of terms, abbreviations, and data reliability/comparability, see introductory text]

NAICS code	Industry	Number of employees for week including March 12	Payroll (\$1,000)		Total number of establishments	Number of establishments by employment-size class									
			First quarter	Annual		1 to 4	5 to 9	10 to 19	20 to 49	50 to 99	100 to 249	250 to 499	500 to 999	1,000 or more	
	<b>LE SUEUR—Con.</b>														
<b>42</b>	<b>Wholesale trade</b> .....	<b>410</b>	<b>4 085</b>	<b>16 649</b>	<b>23</b>	<b>11</b>	<b>4</b>	<b>1</b>	<b>5</b>	<b>1</b>	<b>1</b>	—	—	—	
423	Merchant Wholesalers, Durable Goods .....	100	541	2 557	8	3	2	1	2	—	—	—	—	—	
424	Merchant Wholesalers, Nondurable Goods .....	310	3 544	14 092	15	8	2	—	3	1	1	—	—	—	
4244	Grocery and Related Product Wholesalers .....	(C)	(D)	(D)	1	—	—	—	—	—	1	—	—	—	
42443	Dairy Product (except Dried or Canned) Merchant Wholesalers .....	(C)	(D)	(D)	1	—	—	—	—	—	1	—	—	—	
<b>44-45</b>	<b>Retail trade</b> .....	<b>851</b>	<b>2 925</b>	<b>12 672</b>	<b>104</b>	<b>51</b>	<b>24</b>	<b>16</b>	<b>13</b>	—	—	—	—	—	
444	Bldg material & garden equip & supp dealers .....	123	726	3 394	21	12	6	1	2	—	—	—	—	—	
445	Food & beverage stores .....	242	574	2 512	19	6	4	4	5	—	—	—	—	—	
4451	Grocery stores .....	(C)	(D)	(D)	6	1	—	1	4	—	—	—	—	—	
44511	Grocery (except convenience) stores .....	(C)	(D)	(D)	6	1	—	1	4	—	—	—	—	—	
446	Health & personal care stores .....	108	349	1 490	6	1	1	2	2	—	—	—	—	—	
4461	Health & personal care stores .....	108	349	1 490	6	1	1	2	2	—	—	—	—	—	
44611	Pharmacies & drug stores .....	(C)	(D)	(D)	5	—	1	2	2	—	—	—	—	—	
447	Gasoline stations .....	208	567	2 362	19	8	1	6	4	—	—	—	—	—	
4471	Gasoline stations .....	208	567	2 362	19	8	1	6	4	—	—	—	—	—	
44711	Gasoline stations with convenience stores .....	162	442	1 845	12	2	1	6	3	—	—	—	—	—	
447110	Gasoline stations with convenience stores .....	162	442	1 845	12	2	1	6	3	—	—	—	—	—	
<b>48-49</b>	<b>Transportation &amp; warehousing</b> .....	<b>88</b>	<b>270</b>	<b>2 198</b>	<b>34</b>	<b>30</b>	<b>2</b>	<b>1</b>	<b>1</b>	—	—	—	—	—	
<b>51</b>	<b>Information</b> .....	<b>85</b>	<b>603</b>	<b>2 219</b>	<b>8</b>	<b>3</b>	<b>2</b>	<b>2</b>	<b>1</b>	—	—	—	—	—	
<b>52</b>	<b>Finance &amp; insurance</b> .....	<b>212</b>	<b>1 664</b>	<b>7 454</b>	<b>36</b>	<b>22</b>	<b>5</b>	<b>6</b>	<b>3</b>	—	—	—	—	—	
522	Credit intermediation & related activities .....	(C)	(D)	(D)	12	1	3	5	3	—	—	—	—	—	
5221	Depository credit intermediation .....	(C)	(D)	(D)	11	1	2	5	3	—	—	—	—	—	
52211	Commercial banking .....	(C)	(D)	(D)	11	1	2	5	3	—	—	—	—	—	
<b>53</b>	<b>Real estate &amp; rental &amp; leasing</b> .....	<b>46</b>	<b>110</b>	<b>473</b>	<b>14</b>	<b>12</b>	<b>1</b>	<b>—</b>	<b>1</b>	—	—	—	—	—	
<b>54</b>	<b>Professional, scientific &amp; technical services</b> .....	<b>141</b>	<b>1 072</b>	<b>5 957</b>	<b>36</b>	<b>25</b>	<b>7</b>	<b>4</b>	—	—	—	—	—	—	
541	Professional, scientific & technical services .....	141	1 072	5 957	36	25	7	4	—	—	—	—	—	—	
<b>55</b>	<b>Management of companies &amp; enterprises</b> .....	<b>(A)</b>	<b>(D)</b>	<b>(D)</b>	<b>1</b>	—	—	<b>1</b>	—	—	—	—	—	—	
<b>56</b>	<b>Admin, support, waste mgt, remediation services</b> .....	<b>85</b>	<b>251</b>	<b>1 362</b>	<b>16</b>	<b>10</b>	<b>3</b>	<b>1</b>	<b>2</b>	—	—	—	—	—	
<b>61</b>	<b>Educational services</b> .....	<b>(C)</b>	<b>(D)</b>	<b>(D)</b>	<b>4</b>	<b>1</b>	<b>1</b>	—	<b>1</b>	—	<b>1</b>	—	—	—	
611	Educational services .....	(C)	(D)	(D)	4	1	1	—	1	—	1	—	—	—	
6111	Elementary & secondary schools .....	(C)	(D)	(D)	2	—	—	—	1	—	1	—	—	—	
61111	Elementary & secondary schools .....	(C)	(D)	(D)	2	—	—	—	1	—	1	—	—	—	
<b>62</b>	<b>Health care and social assistance</b> .....	<b>747</b>	<b>3 409</b>	<b>13 729</b>	<b>47</b>	<b>15</b>	<b>15</b>	<b>12</b>	<b>1</b>	<b>2</b>	<b>2</b>	—	—	—	
621	Ambulatory health care services .....	(C)	(D)	(D)	27	13	12	2	—	—	—	—	—	—	
622	Hospitals .....	(C)	(D)	(D)	1	—	—	—	—	—	1	—	—	—	
6221	General medical & surgical hospitals .....	(C)	(D)	(D)	1	—	—	—	—	—	1	—	—	—	
62211	General medical & surgical hospitals .....	(C)	(D)	(D)	1	—	—	—	—	—	1	—	—	—	
623	Nursing & residential care facilities .....	331	1 372	5 280	14	—	2	9	1	2	—	—	—	—	
6231	Nursing care facilities .....	(C)	(D)	(D)	3	—	—	1	—	2	—	—	—	—	
62311	Nursing care facilities .....	(C)	(D)	(D)	3	—	—	1	—	2	—	—	—	—	
6232	Residential mental retardation, health facil .....	106	412	1 610	9	—	2	6	1	—	—	—	—	—	
62321	Residential mental retardation facilities .....	106	412	1 610	9	—	2	6	1	—	—	—	—	—	
623210	Residential mental retardation facilities .....	106	412	1 610	9	—	2	6	1	—	—	—	—	—	
624	Social assistance .....	(C)	(D)	(D)	5	2	1	1	—	—	1	—	—	—	
6241	Individual & family services .....	(C)	(D)	(D)	2	—	—	—	—	—	1	—	—	—	
62412	Services for elderly & disabled persons .....	(C)	(D)	(D)	1	—	—	—	—	—	1	—	—	—	
<b>71</b>	<b>Arts, entertainment &amp; recreation</b> .....	<b>83</b>	<b>240</b>	<b>1 352</b>	<b>15</b>	<b>9</b>	<b>2</b>	<b>3</b>	<b>1</b>	—	—	—	—	—	
<b>72</b>	<b>Accommodation &amp; food services</b> .....	<b>467</b>	<b>804</b>	<b>3 418</b>	<b>46</b>	<b>22</b>	<b>9</b>	<b>7</b>	<b>6</b>	<b>2</b>	—	—	—	—	
722	Food services & drinking places .....	446	724	3 002	39	17	8	6	6	2	—	—	—	—	
7221	Full-service restaurants .....	329	549	2 320	18	5	2	4	5	2	—	—	—	—	
72211	Full-service restaurants .....	329	549	2 320	18	5	2	4	5	2	—	—	—	—	
722110	Full-service restaurants .....	329	549	2 320	18	5	2	4	5	2	—	—	—	—	
<b>81</b>	<b>Other services (except public administration)</b> .....	<b>369</b>	<b>1 001</b>	<b>4 032</b>	<b>72</b>	<b>45</b>	<b>18</b>	<b>6</b>	<b>3</b>	—	—	—	—	—	
813	Religious, grantmaking, civic, prof & like organizations .....	234	520	2 062	39	20	14	3	2	—	—	—	—	—	
8131	Religious organizations .....	127	295	1 113	23	12	9	1	1	—	—	—	—	—	
81311	Religious organizations .....	127	295	1 113	23	12	9	1	1	—	—	—	—	—	
813110	Religious organizations .....	127	295	1 113	23	12	9	1	1	—	—	—	—	—	
<b>99</b>	<b>Unclassified establishments</b> .....	<b>5</b>	<b>9</b>	<b>169</b>	<b>4</b>	<b>3</b>	<b>1</b>	—	—	—	—	—	—	—	

See footnotes at end of table.

**Table 6. Counties—Employees, Payroll, and Establishments by Industry: 2003—Con.**

[Excludes most government employees, railroad employees, and self-employed persons. Size class 1 to 4 includes establishments with payroll, but no employees, during mid-March pay period. (D) denotes figures withheld to avoid disclosing data for individual companies; the data are included in broader industry totals. Detailed industries with 100 or more employees are shown if industry was not a (D). For explanation of terms, abbreviations, and data reliability/comparability, see introductory text]

NAICS code	Industry	Number of employees for week including March 12	Payroll (\$1,000)		Total number of establishments	Number of establishments by employment-size class									
			First quarter	Annual		1 to 4	5 to 9	10 to 19	20 to 49	50 to 99	100 to 249	250 to 499	500 to 999	1,000 or more	
<b>LINCOLN</b>															
	<b>Total</b> .....	<b>1 294</b>	<b>5 431</b>	<b>24 054</b>	<b>191</b>	<b>124</b>	<b>39</b>	<b>20</b>	<b>5</b>	-	<b>3</b>	-	-	-	
11	Forestry, fishing, hunting, and agriculture support .....	(A)	(D)	(D)	2	2	-	-	-	-	-	-	-	-	
22	Utilities .....	(B)	(D)	(D)	2	-	1	-	1	-	-	-	-	-	
23	Construction .....	(B)	(D)	(D)	31	29	2	-	-	-	-	-	-	-	
31-33	Manufacturing .....	(B)	(D)	(D)	9	6	3	-	-	-	-	-	-	-	
42	Wholesale trade .....	86	387	1 610	13	6	3	4	-	-	-	-	-	-	
44-45	Retail trade .....	240	626	2 702	31	13	7	9	2	-	-	-	-	-	
48-49	Transportation & warehousing .....	76	397	1 847	13	10	1	1	1	-	-	-	-	-	
51	Information .....	(A)	(D)	(D)	3	2	1	-	-	-	-	-	-	-	
52	Finance & insurance .....	50	262	1 171	11	6	5	-	-	-	-	-	-	-	
53	Real estate & rental & leasing .....	5	4	15	3	3	-	-	-	-	-	-	-	-	
54	Professional, scientific & technical services .....	21	104	445	5	4	1	-	-	-	-	-	-	-	
56	Admin, support, waste mgt, remediation services .....	(A)	(D)	(D)	7	5	2	-	-	-	-	-	-	-	
61	Educational services .....	(A)	(D)	(D)	1	1	-	-	-	-	-	-	-	-	
62	Health care and social assistance .....	534	2 694	11 177	13	2	3	4	1	-	3	-	-	-	
622	Hospitals .....	419	2 131	8 781	3	-	-	-	-	-	3	-	-	-	
6221	General medical & surgical hospitals .....	419	2 131	8 781	3	-	-	-	-	-	3	-	-	-	
62211	General medical & surgical hospitals .....	419	2 131	8 781	3	-	-	-	-	-	3	-	-	-	
622110	General medical & surgical hospitals .....	419	2 131	8 781	3	-	-	-	-	-	3	-	-	-	
71	Arts, entertainment & recreation .....	3	15	188	4	4	-	-	-	-	-	-	-	-	
72	Accommodation & food services .....	78	105	497	14	7	5	2	-	-	-	-	-	-	
81	Other services (except public administration) .....	71	136	639	28	23	5	-	-	-	-	-	-	-	
99	Unclassified establishments .....	(A)	(D)	(D)	1	1	-	-	-	-	-	-	-	-	
<b>LYON</b>															
	<b>Total</b> .....	<b>11 081</b>	<b>71 259</b>	<b>309 585</b>	<b>857</b>	<b>478</b>	<b>157</b>	<b>116</b>	<b>66</b>	<b>23</b>	<b>12</b>	<b>4</b>	-	<b>1</b>	
11	Forestry, fishing, hunting, and agriculture support .....	(A)	(D)	(D)	3	1	2	-	-	-	-	-	-	-	
22	Utilities .....	(A)	(D)	(D)	2	1	1	-	-	-	-	-	-	-	
23	Construction .....	497	3 628	26 711	107	77	15	9	6	-	-	-	-	-	
236	Construction of Buildings .....	163	1 135	5 328	30	19	5	4	2	-	-	-	-	-	
237	Heavy and Civil Engineering Construction .....	110	1 054	13 576	13	9	-	2	2	-	-	-	-	-	
238	Specialty Trade Contractors .....	224	1 439	7 807	64	49	10	3	2	-	-	-	-	-	
2382	Building Equipment Contractors .....	147	983	4 487	30	20	6	2	2	-	-	-	-	-	
31-33	Manufacturing .....	<b>1 508</b>	<b>11 092</b>	<b>46 711</b>	<b>34</b>	<b>9</b>	<b>5</b>	<b>4</b>	<b>9</b>	<b>3</b>	<b>2</b>	<b>2</b>	-	-	
311	Food mfg .....	677	5 624	22 774	7	2	1	-	1	1	1	1	-	-	
3112	Grain & oilseed milling .....	(C)	(D)	(D)	1	-	-	-	-	-	1	-	-	-	
31122	Starch & vegetable fats & oils mfg .....	(C)	(D)	(D)	1	-	-	-	-	-	1	-	-	-	
3115	Dairy product mfg .....	(E)	(D)	(D)	1	-	-	-	-	-	-	1	-	-	
31152	Ice cream & frozen dessert mfg .....	(E)	(D)	(D)	1	-	-	-	-	-	-	1	-	-	
321	Wood product mfg .....	199	1 293	7 173	4	-	-	-	3	-	1	-	-	-	
3211	Sawmills & wood preservation .....	(C)	(D)	(D)	1	-	-	-	-	-	1	-	-	-	
32111	Sawmills & wood preservation .....	(C)	(D)	(D)	1	-	-	-	-	-	1	-	-	-	
334	Computer & electronic product mfg .....	176	1 180	4 313	3	-	-	1	-	2	-	-	-	-	
3344	Semiconductor & oth electronic component mfg .....	176	1 180	4 313	3	-	-	1	-	2	-	-	-	-	
33441	Semiconductor & oth electronic component mfg .....	176	1 180	4 313	3	-	-	1	-	2	-	-	-	-	
334416	Electronic coil, transformer, oth inductor mfg .....	176	1 180	4 313	3	-	-	1	-	2	-	-	-	-	
337	Furniture & related product mfg .....	(E)	(D)	(D)	1	-	-	-	-	-	-	1	-	-	
3371	HH & institutional furniture & kitchen cabinet mfg .....	(E)	(D)	(D)	1	-	-	-	-	-	-	1	-	-	
33711	Wood kitchen cabinet & countertop mfg .....	(E)	(D)	(D)	1	-	-	-	-	-	-	1	-	-	
42	Wholesale trade .....	<b>741</b>	<b>7 442</b>	<b>32 036</b>	<b>52</b>	<b>22</b>	<b>13</b>	<b>9</b>	<b>6</b>	-	<b>2</b>	-	-	-	
423	Merchant Wholesalers, Durable Goods .....	259	2 216	10 752	29	15	5	5	4	-	-	-	-	-	
4238	Machinery, Equipment, and Supplies Merchant Wholesalers .....	107	976	4 089	11	6	1	2	2	-	-	-	-	-	
424	Merchant Wholesalers, Nondurable Goods .....	482	5 226	21 284	23	7	8	4	2	-	2	-	-	-	
4244	Grocery and Related Product Wholesalers .....	364	4 479	18 134	7	1	2	1	1	-	2	-	-	-	
42442	Packaged Frozen Food Merchant Wholesalers .....	(E)	(D)	(D)	2	-	-	-	-	-	2	-	-	-	

See footnotes at end of table.

**Table 6. Counties—Employees, Payroll, and Establishments by Industry: 2003—Con.**

[Excludes most government employees, railroad employees, and self-employed persons. Size class 1 to 4 includes establishments with payroll, but no employees, during mid-March pay period. (D) denotes figures withheld to avoid disclosing data for individual companies; the data are included in broader industry totals. Detailed industries with 100 or more employees are shown if industry was not a (D). For explanation of terms, abbreviations, and data reliability/comparability, see introductory text]

NAICS code	Industry	Number of employees for week including March 12	Payroll (\$1,000)		Total number of establishments	Number of establishments by employment-size class								
			First quarter	Annual		1 to 4	5 to 9	10 to 19	20 to 49	50 to 99	100 to 249	250 to 499	500 to 999	1,000 or more
<b>LYON—Con.</b>														
<b>44-45</b>	<b>Retail trade</b>	<b>1 959</b>	<b>7 809</b>	<b>33 879</b>	<b>154</b>	<b>63</b>	<b>50</b>	<b>24</b>	<b>9</b>	<b>5</b>	<b>2</b>	<b>1</b>		
441	Motor vehicle & parts dealers	162	961	4 376	17	4	8	3	2	—	—	—	—	—
4411	Automobile dealers	(C)	(D)	(D)	9	3	3	1	2	—	—	—	—	—
44111	New car dealers	102	618	2 876	6	—	3	1	2	—	—	—	—	—
441110	New car dealers	102	618	2 876	6	—	3	1	2	—	—	—	—	—
444	Bldg material & garden equip & supp dealers	301	1 671	7 521	23	5	10	4	3	1	—	—	—	—
4441	Building material & supplies dealers	143	813	3 651	12	4	5	2	—	1	—	—	—	—
4442	Lawn & garden equip & supplies stores	158	858	3 870	11	1	5	2	3	—	—	—	—	—
44422	Nursery & garden centers	(C)	(D)	(D)	9	—	4	2	3	—	—	—	—	—
445	Food & beverage stores	538	1 564	6 817	23	8	7	5	1	1	—	1	—	—
4451	Grocery stores	483	1 410	6 184	12	4	2	3	1	1	—	1	—	—
44511	Grocery (except convenience) stores	468	1 389	6 075	9	2	2	2	1	1	—	1	—	—
445110	Grocery (except convenience) stores	468	1 389	6 075	9	2	2	2	1	1	—	1	—	—
447	Gasoline stations	146	323	1 532	14	3	5	4	2	—	—	—	—	—
4471	Gasoline stations	146	323	1 532	14	3	5	4	2	—	—	—	—	—
452	General merchandise stores	(E)	(D)	(D)	4	—	1	—	—	1	2	—	—	—
4521	Department stores	383	1 350	5 423	3	—	—	—	—	1	2	—	—	—
45211	Department stores	383	1 350	5 423	3	—	—	—	—	1	2	—	—	—
452112	Discount Department Stores	383	1 350	5 423	3	—	—	—	—	1	2	—	—	—
454	Nonstore retailers	129	833	3 210	11	8	1	—	—	2	—	—	—	—
4543	Direct selling establishments	(C)	(D)	(D)	6	4	—	—	—	2	—	—	—	—
<b>48-49</b>	<b>Transportation &amp; warehousing</b>	<b>409</b>	<b>2 397</b>	<b>10 719</b>	<b>33</b>	<b>21</b>	<b>4</b>	<b>2</b>	<b>3</b>	<b>2</b>	<b>1</b>			
484	Truck transportation	281	1 717	7 474	26	19	2	2	1	1	1	—	—	—
4841	General freight trucking	244	1 472	6 348	14	9	1	1	1	1	1	—	—	—
48412	General freight trucking, long-distance	240	1 465	6 275	11	6	1	1	1	1	1	—	—	—
<b>51</b>	<b>Information</b>	<b>219</b>	<b>1 189</b>	<b>4 808</b>	<b>20</b>	<b>9</b>	<b>1</b>	<b>8</b>	<b>1</b>	<b>1</b>				
511	Publishing industries	100	370	1 596	6	2	1	2	—	1	—	—	—	—
5111	Newspaper, periodical, book, database publishers	100	370	1 596	6	2	1	2	—	1	—	—	—	—
<b>52</b>	<b>Finance &amp; insurance</b>	<b>519</b>	<b>4 626</b>	<b>17 574</b>	<b>66</b>	<b>43</b>	<b>10</b>	<b>8</b>	<b>4</b>	<b>1</b>				
522	Credit intermediation & related activities	260	2 443	9 001	21	5	4	8	4	—	—	—	—	—
5221	Depository credit intermediation	(C)	(D)	(D)	16	3	4	6	3	—	—	—	—	—
52211	Commercial banking	200	1 731	6 692	15	3	3	6	3	—	—	—	—	—
522110	Commercial banking	200	1 731	6 692	15	3	3	6	3	—	—	—	—	—
524	Insurance carriers & related activities	246	2 063	8 029	36	29	6	—	—	—	1	—	—	—
5241	Insurance carriers	(C)	(D)	(D)	4	1	2	—	—	—	1	—	—	—
52412	Other direct insurance carriers	(C)	(D)	(D)	4	1	2	—	—	—	1	—	—	—
<b>53</b>	<b>Real estate &amp; rental &amp; leasing</b>	<b>164</b>	<b>415</b>	<b>2 170</b>	<b>28</b>	<b>21</b>	<b>2</b>	<b>2</b>	<b>3</b>					
531	Real estate	114	303	1 497	24	20	1	1	2	—	—	—	—	—
<b>54</b>	<b>Professional, scientific &amp; technical services</b>	<b>213</b>	<b>1 511</b>	<b>6 938</b>	<b>55</b>	<b>40</b>	<b>7</b>	<b>8</b>						
541	Professional, scientific & technical services	213	1 511	6 938	55	40	7	8	—	—	—	—	—	—
<b>55</b>	<b>Management of companies &amp; enterprises</b>	<b>(G)</b>	<b>(D)</b>	<b>(D)</b>	<b>5</b>	<b>1</b>	<b>1</b>		<b>1</b>	<b>1</b>				<b>1</b>
551	Management of companies & enterprises	(G)	(D)	(D)	5	1	1	—	1	1	—	—	—	1
5511	Management of companies & enterprises	(G)	(D)	(D)	5	1	1	—	1	1	—	—	—	1
55111	Management of companies & enterprises	(G)	(D)	(D)	5	1	1	—	1	1	—	—	—	1
<b>56</b>	<b>Admin, support, waste mgt, remediation services</b>	<b>214</b>	<b>719</b>	<b>2 950</b>	<b>22</b>	<b>12</b>	<b>4</b>	<b>3</b>	<b>3</b>					
561	Administrative & support services	(C)	(D)	(D)	21	12	4	2	3	—	—	—	—	—
<b>61</b>	<b>Educational services</b>	<b>(C)</b>	<b>(D)</b>	<b>(D)</b>	<b>6</b>	<b>1</b>		<b>2</b>	<b>2</b>		<b>1</b>			
611	Educational services	(C)	(D)	(D)	6	1	—	2	2	—	1	—	—	—
6111	Elementary & secondary schools	244	1 063	3 968	5	—	—	2	2	—	1	—	—	—
61111	Elementary & secondary schools	244	1 063	3 968	5	—	—	2	2	—	1	—	—	—
611110	Elementary & secondary schools	244	1 063	3 968	5	—	—	2	2	—	1	—	—	—
<b>62</b>	<b>Health care and social assistance</b>	<b>1 825</b>	<b>10 937</b>	<b>43 127</b>	<b>92</b>	<b>43</b>	<b>16</b>	<b>16</b>	<b>6</b>	<b>8</b>	<b>2</b>	<b>1</b>		
621	Ambulatory health care services	505	4 002	16 277	38	17	7	9	2	3	—	—	—	—
6211	Offices of physicians	190	2 369	8 623	6	3	—	—	1	2	—	—	—	—
62111	Offices of physicians	190	2 369	8 623	6	3	—	—	1	2	—	—	—	—
6216	Home health care services	147	598	2 494	4	1	—	1	1	1	—	—	—	—
62161	Home health care services	147	598	2 494	4	1	—	1	1	1	—	—	—	—
621610	Home health care services	147	598	2 494	4	1	—	1	1	1	—	—	—	—
622	Hospitals	(E)	(D)	(D)	2	—	—	—	—	1	—	1	—	—
6221	General medical & surgical hospitals	(E)	(D)	(D)	2	—	—	—	—	1	—	1	—	—
62211	General medical & surgical hospitals	(E)	(D)	(D)	2	—	—	—	—	1	—	1	—	—
623	Nursing & residential care facilities	444	1 983	8 069	21	3	8	6	1	2	1	—	—	—
6231	Nursing care facilities	270	1 361	5 445	3	—	—	—	—	2	1	—	—	—
62311	Nursing care facilities	270	1 361	5 445	3	—	—	—	—	2	1	—	—	—
623110	Nursing care facilities	270	1 361	5 445	3	—	—	—	—	2	1	—	—	—
6232	Residential mental retardation, health facil	(C)	(D)	(D)	13	2	7	3	1	—	—	—	—	—
62321	Residential mental retardation facilities	(C)	(D)	(D)	13	2	7	3	1	—	—	—	—	—

See footnotes at end of table.



**Table 6. Counties—Employees, Payroll, and Establishments by Industry: 2003—Con.**

[Excludes most government employees, railroad employees, and self-employed persons. Size class 1 to 4 includes establishments with payroll, but no employees, during mid-March pay period. (D) denotes figures withheld to avoid disclosing data for individual companies; the data are included in broader industry totals. Detailed industries with 100 or more employees are shown if industry was not a (D). For explanation of terms, abbreviations, and data reliability/comparability, see introductory text]

NAICS code	Industry	Number of employees for week including March 12	Payroll (\$1,000)		Total number of establishments	Number of establishments by employment-size class								
			First quarter	Annual		1 to 4	5 to 9	10 to 19	20 to 49	50 to 99	100 to 249	250 to 499	500 to 999	1,000 or more
<b>LYON—Con.</b>														
<b>62</b>	<b>Health care and social assistance—Con.</b>													
624	Social assistance .....	(E)	(D)	(D)	31	23	1	1	3	2	1	—	—	—
6241	Individual & family services .....	199	825	3 353	8	5	—	1	1	—	1	—	—	—
62419	Other individual & family services .....	(C)	(D)	(D)	4	2	—	1	—	—	1	—	—	—
6243	Vocational rehabilitation services .....	142	350	1 299	4	2	—	—	—	2	—	—	—	—
62431	Vocational rehabilitation services .....	142	350	1 299	4	2	—	—	—	2	—	—	—	—
624310	Vocational rehabilitation services .....	142	350	1 299	4	2	—	—	—	2	—	—	—	—
<b>71</b>	<b>Arts, entertainment &amp; recreation .....</b>	<b>(B)</b>	<b>(D)</b>	<b>(D)</b>	<b>12</b>	<b>6</b>	<b>4</b>	<b>2</b>	<b>—</b>	<b>—</b>	<b>—</b>	<b>—</b>	<b>—</b>	<b>—</b>
<b>72</b>	<b>Accommodation &amp; food services .....</b>	<b>895</b>	<b>1 680</b>	<b>7 174</b>	<b>58</b>	<b>23</b>	<b>8</b>	<b>12</b>	<b>11</b>	<b>3</b>	<b>1</b>	<b>—</b>	<b>—</b>	<b>—</b>
721	Accommodation .....	171	307	1 288	11	6	—	3	1	—	1	—	—	—
7211	Traveler accommodation .....	171	307	1 288	11	6	—	3	1	—	1	—	—	—
72111	Hotels (exc casino hotels) & motels .....	171	307	1 288	11	6	—	3	1	—	1	—	—	—
721110	Hotels (exc casino hotels) & motels .....	171	307	1 288	11	6	—	3	1	—	1	—	—	—
722	Food services & drinking places .....	724	1 373	5 886	47	17	8	9	10	3	—	—	—	—
7221	Full-service restaurants .....	301	615	2 451	18	7	4	—	5	2	—	—	—	—
72211	Full-service restaurants .....	301	615	2 451	18	7	4	—	5	2	—	—	—	—
722110	Full-service restaurants .....	301	615	2 451	18	7	4	—	5	2	—	—	—	—
7222	Limited-service eating places .....	269	507	2 501	20	7	2	7	4	—	—	—	—	—
72221	Limited-service eating places .....	269	507	2 501	20	7	2	7	4	—	—	—	—	—
722211	Limited-service restaurants .....	249	472	2 311	16	5	1	6	4	—	—	—	—	—
<b>81</b>	<b>Other services (except public administration) .....</b>	<b>354</b>	<b>1 173</b>	<b>4 876</b>	<b>104</b>	<b>81</b>	<b>14</b>	<b>7</b>	<b>2</b>	<b>—</b>	<b>—</b>	<b>—</b>	<b>—</b>	<b>—</b>
813	Religious, grantmaking, civic, prof & like organizations .....	186	456	1 803	48	36	7	4	1	—	—	—	—	—
8131	Religious organizations .....	133	335	1 283	33	23	6	4	—	—	—	—	—	—
81311	Religious organizations .....	133	335	1 283	33	23	6	4	—	—	—	—	—	—
813110	Religious organizations .....	133	335	1 283	33	23	6	4	—	—	—	—	—	—
<b>99</b>	<b>Unclassified establishments .....</b>	<b>1</b>	<b>4</b>	<b>15</b>	<b>4</b>	<b>4</b>	<b>—</b>	<b>—</b>	<b>—</b>	<b>—</b>	<b>—</b>	<b>—</b>	<b>—</b>	<b>—</b>
<b>MCLEOD</b>														
	<b>Total .....</b>	<b>16 223</b>	<b>121 799</b>	<b>522 051</b>	<b>987</b>	<b>495</b>	<b>231</b>	<b>126</b>	<b>86</b>	<b>30</b>	<b>13</b>	<b>4</b>	<b>—</b>	<b>2</b>
<b>11</b>	<b>Forestry, fishing, hunting, and agriculture support .....</b>	<b>(B)</b>	<b>(D)</b>	<b>(D)</b>	<b>4</b>	<b>2</b>	<b>—</b>	<b>—</b>	<b>2</b>	<b>—</b>	<b>—</b>	<b>—</b>	<b>—</b>	<b>—</b>
<b>21</b>	<b>Mining .....</b>	<b>(A)</b>	<b>(D)</b>	<b>(D)</b>	<b>1</b>	<b>—</b>	<b>—</b>	<b>1</b>	<b>—</b>	<b>—</b>	<b>—</b>	<b>—</b>	<b>—</b>	<b>—</b>
<b>22</b>	<b>Utilities .....</b>	<b>(B)</b>	<b>(D)</b>	<b>(D)</b>	<b>2</b>	<b>1</b>	<b>—</b>	<b>—</b>	<b>1</b>	<b>—</b>	<b>—</b>	<b>—</b>	<b>—</b>	<b>—</b>
<b>23</b>	<b>Construction .....</b>	<b>645</b>	<b>4 637</b>	<b>24 270</b>	<b>138</b>	<b>89</b>	<b>36</b>	<b>7</b>	<b>6</b>	<b>—</b>	<b>—</b>	<b>—</b>	<b>—</b>	<b>—</b>
236	Construction of Buildings .....	132	749	3 805	36	25	9	2	—	—	—	—	—	—
2361	Residential Building Construction .....	112	582	3 097	31	22	7	2	—	—	—	—	—	—
23611	Residential Building Construction .....	112	582	3 097	31	22	7	2	—	—	—	—	—	—
238	Specialty Trade Contractors .....	481	3 580	17 739	94	59	24	5	6	—	—	—	—	—
2381	Foundation, Structure, and Building Exterior Contractors .....	205	1 261	7 407	33	18	11	1	3	—	—	—	—	—
2382	Building Equipment Contractors .....	221	1 922	8 487	33	16	10	4	3	—	—	—	—	—
23822	Plumbing, Heating, and Air-Conditioning Contractors .....	157	1 379	6 099	22	10	8	2	2	—	—	—	—	—
238220	Plumbing, Heating, and Air-Conditioning Contractors .....	157	1 379	6 099	22	10	8	2	2	—	—	—	—	—
<b>31-33</b>	<b>Manufacturing .....</b>	<b>6 492</b>	<b>69 474</b>	<b>294 871</b>	<b>73</b>	<b>27</b>	<b>10</b>	<b>8</b>	<b>10</b>	<b>7</b>	<b>8</b>	<b>1</b>	<b>—</b>	<b>2</b>
311	Food mfg .....	427	3 439	25 945	10	2	3	—	2	2	1	—	—	—
3111	Animal food mfg .....	(C)	(D)	(D)	3	—	1	—	1	1	—	—	—	—
31111	Animal food mfg .....	(C)	(D)	(D)	3	—	1	—	1	1	—	—	—	—
3114	Fruit & veg preserving & specialty food mfg .....	(C)	(D)	(D)	1	—	—	—	—	—	1	—	—	—
31142	Fruit & veg canning, pickling & drying .....	(C)	(D)	(D)	1	—	—	—	—	—	1	—	—	—
321	Wood product mfg .....	409	3 875	21 519	5	1	1	—	1	—	2	—	—	—
3212	Veneer, plywood & engineered wood product mfg .....	(C)	(D)	(D)	1	—	—	—	—	—	1	—	—	—
32121	Veneer, plywood & engineered wood product mfg .....	(C)	(D)	(D)	1	—	—	—	—	—	1	—	—	—
3219	Other wood product mfg .....	(C)	(D)	(D)	4	1	1	—	1	—	1	—	—	—
32199	All other wood product mfg .....	(C)	(D)	(D)	2	—	—	—	1	—	1	—	—	—
322	Paper mfg .....	(G)	(D)	(D)	2	—	—	—	—	1	—	—	—	1
3222	Converted paper product mfg .....	(G)	(D)	(D)	2	—	—	—	—	1	—	—	—	1
32222	Paper bag & coated & treated paper mfg .....	(G)	(D)	(D)	2	—	—	—	—	1	—	—	—	1
332	Fabricated metal product mfg .....	245	1 926	8 444	18	9	—	5	3	1	—	—	—	—
333	Machinery mfg .....	281	3 736	14 274	12	6	2	—	2	1	1	—	—	—
3332	Industrial machinery mfg .....	231	3 465	12 854	3	—	—	—	1	1	1	—	—	—
33329	Other industrial machinery mfg .....	(C)	(D)	(D)	2	—	—	—	1	—	1	—	—	—

See footnotes at end of table.

**Table 6. Counties—Employees, Payroll, and Establishments by Industry: 2003—Con.**

[Excludes most government employees, railroad employees, and self-employed persons. Size class 1 to 4 includes establishments with payroll, but no employees, during mid-March pay period. (D) denotes figures withheld to avoid disclosing data for individual companies; the data are included in broader industry totals. Detailed industries with 100 or more employees are shown if industry was not a (D). For explanation of terms, abbreviations, and data reliability/comparability, see introductory text]

NAICS code	Industry	Number of employees for week including March 12	Payroll (\$1,000)		Total number of establishments	Number of establishments by employment-size class								
			First quarter	Annual		1 to 4	5 to 9	10 to 19	20 to 49	50 to 99	100 to 249	250 to 499	500 to 999	1,000 or more
<b>MCLEOD—Con.</b>														
<b>31-33</b>	<b>Manufacturing—Con.</b>													
334	Computer & electronic product mfg . . . . .	2 497	27 054	108 664	6	1	2	—	—	—	1	1	—	1
3341	Computer & peripheral equipment mfg . . . . .	(G)	(D)	(D)	1	—	—	—	—	—	—	—	—	1
33411	Computer & peripheral equipment mfg . . . . .	(G)	(D)	(D)	1	—	—	—	—	—	—	—	—	1
3342	Communications equipment mfg . . . . .	(C)	(D)	(D)	1	—	—	—	—	—	1	—	—	—
33422	Radio, TV broadcast & wireless comm equip mfg . . . . .	(C)	(D)	(D)	1	—	—	—	—	—	1	—	—	—
3345	Nav, measuring, medical, control instruments mfg . . . . .	(E)	(D)	(D)	4	1	2	—	—	—	—	1	—	—
33451	Nav, measuring, medical, control instruments mfg . . . . .	(E)	(D)	(D)	4	1	2	—	—	—	—	1	—	—
335	Electrical equip, appliance & component mfg . . . . .	(C)	(D)	(D)	2	—	—	—	—	1	1	—	—	—
3353	Electrical equipment mfg . . . . .	(C)	(D)	(D)	1	—	—	—	—	—	1	—	—	—
33531	Electrical equipment mfg . . . . .	(C)	(D)	(D)	1	—	—	—	—	—	1	—	—	—
337	Furniture & related product mfg . . . . .	437	3 217	13 388	4	1	—	—	1	—	2	—	—	—
3371	HH & institutional furniture & kitchen cabinet mfg . . . . .	(C)	(D)	(D)	3	1	—	—	1	—	1	—	—	—
33711	Wood kitchen cabinet & countertop mfg . . . . .	(C)	(D)	(D)	2	1	—	—	—	—	1	—	—	—
3372	Office furniture (including fixtures) mfg . . . . .	(C)	(D)	(D)	1	—	—	—	—	—	1	—	—	—
33721	Office furniture (including fixtures) mfg . . . . .	(C)	(D)	(D)	1	—	—	—	—	—	1	—	—	—
<b>42</b>	<b>Wholesale trade . . . . .</b>	<b>440</b>	<b>4 074</b>	<b>19 361</b>	<b>38</b>	<b>22</b>	<b>4</b>	<b>4</b>	<b>7</b>	<b>1</b>	—	—	—	—
423	Merchant Wholesalers, Durable Goods . . . . .	253	2 467	10 483	15	7	1	3	3	1	—	—	—	—
4238	Machinery, Equipment, and Supplies Merchant Wholesalers . . . . .	230	2 271	9 683	9	3	—	2	3	1	—	—	—	—
42382	Farm and Garden Machinery and Equipment Merchant Wholesalers . . . . .	(C)	(D)	(D)	4	—	—	2	1	1	—	—	—	—
424	Merchant Wholesalers, Nondurable Goods . . . . .	180	1 557	8 620	19	11	3	1	4	—	—	—	—	—
<b>44-45</b>	<b>Retail trade . . . . .</b>	<b>2 492</b>	<b>9 502</b>	<b>39 896</b>	<b>177</b>	<b>55</b>	<b>68</b>	<b>33</b>	<b>11</b>	<b>7</b>	<b>2</b>	<b>1</b>	—	—
441	Motor vehicle & parts dealers . . . . .	215	1 367	6 015	26	11	9	3	3	—	—	—	—	—
4411	Automobile dealers . . . . .	129	941	4 181	8	3	1	1	3	—	—	—	—	—
44111	New car dealers . . . . .	114	878	3 870	4	—	—	1	3	—	—	—	—	—
441110	New car dealers . . . . .	114	878	3 870	4	—	—	1	3	—	—	—	—	—
444	Bldg material & garden equip & supp dealers . . . . .	337	1 687	6 633	19	2	10	3	3	—	1	—	—	—
4441	Building material & supplies dealers . . . . .	242	1 239	4 867	13	2	7	2	1	—	1	—	—	—
44411	Home centers . . . . .	(C)	(D)	(D)	1	—	—	—	—	—	1	—	—	—
445	Food & beverage stores . . . . .	535	1 594	6 115	13	1	6	—	1	4	1	—	—	—
4451	Grocery stores . . . . .	419	1 434	5 434	6	1	1	—	—	3	1	—	—	—
44511	Grocery (except convenience) stores . . . . .	419	1 434	5 434	6	1	1	—	—	3	1	—	—	—
445110	Grocery (except convenience) stores . . . . .	419	1 434	5 434	6	1	1	—	—	3	1	—	—	—
4453	Beer, wine & liquor stores . . . . .	(C)	(D)	(D)	5	—	3	—	1	1	—	—	—	—
44531	Beer, wine & liquor stores . . . . .	(C)	(D)	(D)	5	—	3	—	1	1	—	—	—	—
447	Gasoline stations . . . . .	230	654	2 480	24	2	8	14	—	—	—	—	—	—
4471	Gasoline stations . . . . .	230	654	2 480	24	2	8	14	—	—	—	—	—	—
44711	Gasoline stations with convenience stores . . . . .	(C)	(D)	(D)	22	—	8	14	—	—	—	—	—	—
448	Clothing & clothing accessories stores . . . . .	202	517	2 140	20	6	8	4	1	1	—	—	—	—
4481	Clothing stores . . . . .	155	376	1 583	12	2	5	3	1	1	—	—	—	—
452	General merchandise stores . . . . .	593	2 101	9 441	10	2	4	—	1	2	—	1	—	—
4521	Department stores . . . . .	(C)	(D)	(D)	2	—	—	—	—	2	—	—	—	—
45211	Department stores . . . . .	(C)	(D)	(D)	2	—	—	—	—	2	—	—	—	—
4529	Other general merchandise stores . . . . .	(E)	(D)	(D)	8	2	4	—	1	—	—	1	—	—
45291	Warehouse clubs & superstores . . . . .	(E)	(D)	(D)	1	—	—	—	—	—	—	1	—	—
<b>48-49</b>	<b>Transportation &amp; warehousing . . . . .</b>	<b>314</b>	<b>2 301</b>	<b>10 082</b>	<b>38</b>	<b>25</b>	<b>4</b>	<b>3</b>	<b>5</b>	<b>1</b>	—	—	—	—
484	Truck transportation . . . . .	175	1 322	6 346	32	23	4	2	3	—	—	—	—	—
4841	General freight trucking . . . . .	160	1 259	5 426	21	14	2	2	3	—	—	—	—	—
48412	General freight trucking, long-distance . . . . .	136	1 151	4 808	10	5	—	2	3	—	—	—	—	—
<b>51</b>	<b>Information . . . . .</b>	<b>251</b>	<b>2 286</b>	<b>8 077</b>	<b>16</b>	<b>7</b>	<b>2</b>	<b>3</b>	<b>3</b>	<b>1</b>	—	—	—	—
511	Publishing industries . . . . .	117	559	2 756	8	4	1	1	2	—	—	—	—	—
5111	Newspaper, periodical, book, database publishers . . . . .	(C)	(D)	(D)	7	3	1	1	2	—	—	—	—	—
<b>52</b>	<b>Finance &amp; insurance . . . . .</b>	<b>384</b>	<b>3 534</b>	<b>16 160</b>	<b>69</b>	<b>50</b>	<b>10</b>	<b>5</b>	<b>3</b>	<b>1</b>	—	—	—	—
522	Credit intermediation & related activities . . . . .	281	2 840	12 986	23	8	7	4	3	1	—	—	—	—
5221	Depository credit intermediation . . . . .	(E)	(D)	(D)	19	6	6	3	3	1	—	—	—	—
52211	Commercial banking . . . . .	181	1 396	5 858	15	6	3	3	3	—	—	—	—	—
522110	Commercial banking . . . . .	181	1 396	5 858	15	6	3	3	3	—	—	—	—	—
<b>53</b>	<b>Real estate &amp; rental &amp; leasing . . . . .</b>	<b>53</b>	<b>320</b>	<b>1 461</b>	<b>24</b>	<b>22</b>	<b>2</b>	—	—	—	—	—	—	—
<b>54</b>	<b>Professional, scientific &amp; technical services . . . . .</b>	<b>276</b>	<b>1 719</b>	<b>7 381</b>	<b>68</b>	<b>47</b>	<b>13</b>	<b>7</b>	<b>1</b>	—	—	—	—	—
541	Professional, scientific & technical services . . . . .	276	1 719	7 381	68	47	13	7	1	—	—	—	—	—
<b>56</b>	<b>Admin, support, waste mgt, remediation services . . . . .</b>	<b>289</b>	<b>1 589</b>	<b>7 773</b>	<b>34</b>	<b>24</b>	<b>3</b>	<b>2</b>	<b>4</b>	<b>1</b>	—	—	—	—
561	Administrative & support services . . . . .	(C)	(D)	(D)	28	21	2	2	3	—	—	—	—	—
562	Waste management & remediation services . . . . .	(C)	(D)	(D)	6	3	1	—	1	1	—	—	—	—
5621	Waste collection . . . . .	107	881	4 001	4	1	1	—	1	1	—	—	—	—
56211	Waste collection . . . . .	107	881	4 001	4	1	1	—	1	1	—	—	—	—
562111	Solid waste collection . . . . .	107	881	4 001	4	1	1	—	1	1	—	—	—	—

See footnotes at end of table.

**Table 6. Counties—Employees, Payroll, and Establishments by Industry: 2003—Con.**

[Excludes most government employees, railroad employees, and self-employed persons. Size class 1 to 4 includes establishments with payroll, but no employees, during mid-March pay period. (D) denotes figures withheld to avoid disclosing data for individual companies; the data are included in broader industry totals. Detailed industries with 100 or more employees are shown if industry was not a (D). For explanation of terms, abbreviations, and data reliability/comparability, see introductory text]

NAICS code	Industry	Number of employees for week including March 12	Payroll (\$1,000)		Total number of establishments	Number of establishments by employment-size class								
			First quarter	Annual		1 to 4	5 to 9	10 to 19	20 to 49	50 to 99	100 to 249	250 to 499	500 to 999	1,000 or more
<b>MCLEOD—Con.</b>														
<b>61</b>	<b>Educational services</b> .....	(C)	(D)	(D)	7	2	—	2	2	1	—	—	—	—
611	Educational services .....	(C)	(D)	(D)	7	2	—	2	2	1	—	—	—	—
6111	Elementary & secondary schools .....	179	746	3 034	5	—	—	2	2	1	—	—	—	—
61111	Elementary & secondary schools .....	179	746	3 034	5	—	—	2	2	1	—	—	—	—
611110	Elementary & secondary schools .....	179	746	3 034	5	—	—	2	2	1	—	—	—	—
<b>62</b>	<b>Health care and social assistance</b> .....	<b>2 274</b>	<b>14 992</b>	<b>61 820</b>	<b>90</b>	<b>31</b>	<b>24</b>	<b>20</b>	<b>6</b>	<b>4</b>	<b>3</b>	<b>2</b>	—	—
621	Ambulatory health care services .....	461	3 718	16 969	39	17	10	8	2	1	1	—	—	—
6211	Offices of physicians .....	181	1 928	9 375	7	3	2	1	—	—	1	—	—	—
62111	Offices of physicians .....	181	1 928	9 375	7	3	2	1	—	—	1	—	—	—
621111	Offices of physicians (exc mental health) .....	181	1 928	9 375	7	3	2	1	—	—	1	—	—	—
6212	Offices of dentists .....	125	1 004	4 367	14	3	5	6	—	—	—	—	—	—
62121	Offices of dentists .....	125	1 004	4 367	14	3	5	6	—	—	—	—	—	—
621210	Offices of dentists .....	125	1 004	4 367	14	3	5	6	—	—	—	—	—	—
622	Hospitals .....	(F)	(D)	(D)	2	—	—	—	—	—	—	2	—	—
6221	General medical & surgical hospitals .....	(F)	(D)	(D)	2	—	—	—	—	—	—	2	—	—
62211	General medical & surgical hospitals .....	(F)	(D)	(D)	2	—	—	—	—	—	—	2	—	—
623	Nursing & residential care facilities .....	658	3 019	11 725	28	3	10	10	2	1	2	—	—	—
6231	Nursing care facilities .....	(C)	(D)	(D)	2	—	—	—	1	—	1	—	—	—
62311	Nursing care facilities .....	(C)	(D)	(D)	2	—	—	—	1	—	1	—	—	—
6232	Residential mental retardation, health facil .....	343	1 708	6 693	19	1	7	10	—	—	1	—	—	—
62321	Residential mental retardation facilities .....	343	1 708	6 693	19	1	7	10	—	—	1	—	—	—
623210	Residential mental retardation facilities .....	343	1 708	6 693	19	1	7	10	—	—	1	—	—	—
624	Social assistance .....	(E)	(D)	(D)	21	11	4	2	2	2	—	—	—	—
6241	Individual & family services .....	131	256	1 061	5	2	1	—	1	1	—	—	—	—
62412	Services for elderly & disabled persons .....	(C)	(D)	(D)	3	—	1	—	1	—	—	—	—	—
<b>71</b>	<b>Arts, entertainment &amp; recreation</b> .....	<b>163</b>	<b>314</b>	<b>1 721</b>	<b>20</b>	<b>9</b>	<b>4</b>	<b>5</b>	<b>2</b>	—	—	—	—	—
713	Amusement, gambling & recreation industries .....	(C)	(D)	(D)	18	7	4	5	2	—	—	—	—	—
7139	Other amusement & recreation industries .....	161	311	1 699	17	6	4	5	2	—	—	—	—	—
<b>72</b>	<b>Accommodation &amp; food services</b> .....	<b>1 047</b>	<b>2 151</b>	<b>8 711</b>	<b>67</b>	<b>25</b>	<b>9</b>	<b>12</b>	<b>16</b>	<b>5</b>	—	—	—	—
722	Food services & drinking places .....	970	1 955	8 285	60	21	7	12	16	4	—	—	—	—
7221	Full-service restaurants .....	445	908	3 801	24	7	3	5	7	2	—	—	—	—
72211	Full-service restaurants .....	445	908	3 801	24	7	3	5	7	2	—	—	—	—
722110	Full-service restaurants .....	445	908	3 801	24	7	3	5	7	2	—	—	—	—
7222	Limited-service eating places .....	497	963	4 212	27	8	1	7	9	2	—	—	—	—
72221	Limited-service eating places .....	497	963	4 212	27	8	1	7	9	2	—	—	—	—
722211	Limited-service restaurants .....	414	815	3 575	20	6	—	4	8	2	—	—	—	—
<b>81</b>	<b>Other services (except public administration)</b> .....	<b>813</b>	<b>3 373</b>	<b>13 546</b>	<b>120</b>	<b>56</b>	<b>42</b>	<b>14</b>	<b>7</b>	<b>1</b>	—	—	—	—
811	Repair & maintenance .....	211	1 405	5 615	36	18	13	2	3	—	—	—	—	—
8111	Automotive repair & maintenance .....	136	845	3 353	26	14	9	1	2	—	—	—	—	—
81111	Automotive mechanical & electrical R&M .....	100	661	2 573	17	10	4	1	2	—	—	—	—	—
812	Personal & laundry services .....	162	526	2 335	30	18	8	3	1	—	—	—	—	—
8121	Personal care services .....	(C)	(D)	(D)	18	11	4	2	1	—	—	—	—	—
81211	Hair, nail & skin care services .....	105	281	1 316	16	9	4	2	1	—	—	—	—	—
812112	Beauty salons .....	105	281	1 316	16	9	4	2	1	—	—	—	—	—
813	Religious, grantmaking, civic, prof & like organizations .....	440	1 442	5 596	54	20	21	9	3	1	—	—	—	—
8131	Religious organizations .....	287	1 035	3 950	35	11	15	8	—	1	—	—	—	—
81311	Religious organizations .....	287	1 035	3 950	35	11	15	8	—	1	—	—	—	—
813110	Religious organizations .....	287	1 035	3 950	35	11	15	8	—	1	—	—	—	—
8134	Civic & social organizations .....	128	213	855	13	5	5	—	3	—	—	—	—	—
81341	Civic & social organizations .....	128	213	855	13	5	5	—	3	—	—	—	—	—
813410	Civic & social organizations .....	128	213	855	13	5	5	—	3	—	—	—	—	—
<b>99</b>	<b>Unclassified establishments</b> .....	<b>(A)</b>	<b>(D)</b>	<b>(D)</b>	<b>1</b>	<b>1</b>	—	—	—	—	—	—	—	—
<b>MAHNOMEN</b>														
	<b>Total</b> .....	<b>1 949</b>	<b>8 860</b>	<b>38 728</b>	<b>107</b>	<b>64</b>	<b>19</b>	<b>14</b>	<b>8</b>	—	<b>1</b>	—	—	<b>1</b>
<b>11</b>	<b>Forestry, fishing, hunting, and agriculture support</b> .....	<b>(A)</b>	<b>(D)</b>	<b>(D)</b>	<b>1</b>	<b>1</b>	—	—	—	—	—	—	—	—
<b>22</b>	<b>Utilities</b> .....	<b>(B)</b>	<b>(D)</b>	<b>(D)</b>	<b>1</b>	—	—	—	<b>1</b>	—	—	—	—	—
<b>23</b>	<b>Construction</b> .....	<b>36</b>	<b>248</b>	<b>2 047</b>	<b>11</b>	<b>8</b>	<b>2</b>	<b>1</b>	—	—	—	—	—	—
<b>31-33</b>	<b>Manufacturing</b> .....	<b>(A)</b>	<b>(D)</b>	<b>(D)</b>	<b>1</b>	—	<b>1</b>	—	—	—	—	—	—	—
<b>42</b>	<b>Wholesale trade</b> .....	<b>(B)</b>	<b>(D)</b>	<b>(D)</b>	<b>4</b>	<b>3</b>	—	<b>1</b>	—	—	—	—	—	—
<b>44-45</b>	<b>Retail trade</b> .....	<b>242</b>	<b>905</b>	<b>3 531</b>	<b>26</b>	<b>12</b>	<b>7</b>	<b>3</b>	<b>4</b>	—	—	—	—	—
<b>48-49</b>	<b>Transportation &amp; warehousing</b> .....	<b>48</b>	<b>308</b>	<b>1 425</b>	<b>8</b>	<b>5</b>	<b>1</b>	<b>1</b>	<b>1</b>	—	—	—	—	—
<b>51</b>	<b>Information</b> .....	<b>(A)</b>	<b>(D)</b>	<b>(D)</b>	<b>1</b>	<b>1</b>	—	—	—	—	—	—	—	—
<b>52</b>	<b>Finance &amp; insurance</b> .....	<b>(B)</b>	<b>(D)</b>	<b>(D)</b>	<b>7</b>	<b>4</b>	—	<b>3</b>	—	—	—	—	—	—
<b>53</b>	<b>Real estate &amp; rental &amp; leasing</b> .....	<b>(A)</b>	<b>(D)</b>	<b>(D)</b>	<b>3</b>	<b>3</b>	—	—	—	—	—	—	—	—
<b>54</b>	<b>Professional, scientific &amp; technical services</b> .....	<b>(A)</b>	<b>(D)</b>	<b>(D)</b>	<b>4</b>	<b>3</b>	<b>1</b>	—	—	—	—	—	—	—
<b>56</b>	<b>Admin, support, waste mgt, remediation services</b> .....	<b>(A)</b>	<b>(D)</b>	<b>(D)</b>	<b>3</b>	<b>2</b>	<b>1</b>	—	—	—	—	—	—	—
<b>61</b>	<b>Educational services</b> .....	<b>(B)</b>	<b>(D)</b>	<b>(D)</b>	<b>1</b>	—	—	—	<b>1</b>	—	—	—	—	—

See footnotes at end of table.

**Table 6. Counties—Employees, Payroll, and Establishments by Industry: 2003—Con.**

[Excludes most government employees, railroad employees, and self-employed persons. Size class 1 to 4 includes establishments with payroll, but no employees, during mid-March pay period. (D) denotes figures withheld to avoid disclosing data for individual companies; the data are included in broader industry totals. Detailed industries with 100 or more employees are shown if industry was not a (D). For explanation of terms, abbreviations, and data reliability/comparability, see introductory text]

NAICS code	Industry	Number of employees for week including March 12	Payroll (\$1,000)		Total number of establishments	Number of establishments by employment-size class									
			First quarter	Annual		1 to 4	5 to 9	10 to 19	20 to 49	50 to 99	100 to 249	250 to 499	500 to 999	1,000 or more	
<b>MAHNOMEN—Con.</b>															
<b>62</b>	<b>Health care and social assistance . . . . .</b>	<b>(C)</b>	<b>(D)</b>	<b>(D)</b>	<b>9</b>	<b>3</b>	<b>3</b>	<b>2</b>	<b>—</b>	<b>—</b>	<b>1</b>	<b>—</b>	<b>—</b>	<b>—</b>	
622	Hospitals . . . . .	(C)	(D)	(D)	1	—	—	—	—	—	1	—	—	—	
6221	General medical & surgical hospitals . . . . .	(C)	(D)	(D)	1	—	—	—	—	—	1	—	—	—	
62211	General medical & surgical hospitals . . . . .	(C)	(D)	(D)	1	—	—	—	—	—	1	—	—	—	
<b>71</b>	<b>Arts, entertainment &amp; recreation . . . . .</b>	<b>(G)</b>	<b>(D)</b>	<b>(D)</b>	<b>2</b>	<b>1</b>	<b>—</b>	<b>—</b>	<b>—</b>	<b>—</b>	<b>—</b>	<b>—</b>	<b>—</b>	<b>1</b>	
713	Amusement, gambling & recreation industries . . . . .	(G)	(D)	(D)	2	1	—	—	—	—	—	—	—	1	
7132	Gambling industries . . . . .	(G)	(D)	(D)	1	—	—	—	—	—	—	—	—	1	
71321	Casinos (except hotel casinos) . . . . .	(G)	(D)	(D)	1	—	—	—	—	—	—	—	—	1	
<b>72</b>	<b>Accommodation &amp; food services . . . . .</b>	<b>52</b>	<b>108</b>	<b>578</b>	<b>11</b>	<b>7</b>	<b>2</b>	<b>1</b>	<b>1</b>	<b>—</b>	<b>—</b>	<b>—</b>	<b>—</b>	<b>—</b>	
<b>81</b>	<b>Other services (except public administration) . . . . .</b>	<b>46</b>	<b>119</b>	<b>475</b>	<b>14</b>	<b>11</b>	<b>1</b>	<b>2</b>	<b>—</b>	<b>—</b>	<b>—</b>	<b>—</b>	<b>—</b>	<b>—</b>	
<b>MARSHALL</b>															
	<b>Total . . . . .</b>	<b>1 769</b>	<b>8 993</b>	<b>46 280</b>	<b>285</b>	<b>191</b>	<b>48</b>	<b>28</b>	<b>13</b>	<b>4</b>	<b>1</b>	<b>—</b>	<b>—</b>	<b>—</b>	
<b>11</b>	<b>Forestry, fishing, hunting, and agriculture support . . . . .</b>	<b>33</b>	<b>142</b>	<b>658</b>	<b>9</b>	<b>6</b>	<b>2</b>	<b>—</b>	<b>1</b>	<b>—</b>	<b>—</b>	<b>—</b>	<b>—</b>	<b>—</b>	
<b>21</b>	<b>Mining . . . . .</b>	<b>(A)</b>	<b>(D)</b>	<b>(D)</b>	<b>1</b>	<b>1</b>	<b>—</b>	<b>—</b>	<b>—</b>	<b>—</b>	<b>—</b>	<b>—</b>	<b>—</b>	<b>—</b>	
<b>22</b>	<b>Utilities . . . . .</b>	<b>(B)</b>	<b>(D)</b>	<b>(D)</b>	<b>1</b>	<b>—</b>	<b>—</b>	<b>—</b>	<b>1</b>	<b>—</b>	<b>—</b>	<b>—</b>	<b>—</b>	<b>—</b>	
<b>23</b>	<b>Construction . . . . .</b>	<b>89</b>	<b>706</b>	<b>9 215</b>	<b>41</b>	<b>37</b>	<b>3</b>	<b>—</b>	<b>1</b>	<b>—</b>	<b>—</b>	<b>—</b>	<b>—</b>	<b>—</b>	
<b>31-33</b>	<b>Manufacturing . . . . .</b>	<b>259</b>	<b>1 892</b>	<b>8 203</b>	<b>13</b>	<b>4</b>	<b>2</b>	<b>3</b>	<b>2</b>	<b>2</b>	<b>—</b>	<b>—</b>	<b>—</b>	<b>—</b>	
<b>42</b>	<b>Wholesale trade . . . . .</b>	<b>225</b>	<b>1 617</b>	<b>6 784</b>	<b>25</b>	<b>13</b>	<b>4</b>	<b>6</b>	<b>1</b>	<b>1</b>	<b>—</b>	<b>—</b>	<b>—</b>	<b>—</b>	
423	Merchant Wholesalers, Durable Goods . . . . .	117	869	3 280	9	5	—	2	1	1	—	—	—	—	
4238	Machinery, Equipment, and Supplies Merchant Wholesalers . . . . .	(C)	(D)	(D)	5	2	—	1	1	1	—	—	—	—	
424	Merchant Wholesalers, Nondurable Goods . . . . .	108	748	3 504	16	8	4	4	—	—	—	—	—	—	
<b>44-45</b>	<b>Retail trade . . . . .</b>	<b>304</b>	<b>1 191</b>	<b>5 987</b>	<b>45</b>	<b>23</b>	<b>13</b>	<b>6</b>	<b>3</b>	<b>—</b>	<b>—</b>	<b>—</b>	<b>—</b>	<b>—</b>	
<b>48-49</b>	<b>Transportation &amp; warehousing . . . . .</b>	<b>(A)</b>	<b>(D)</b>	<b>(D)</b>	<b>11</b>	<b>11</b>	<b>—</b>	<b>—</b>	<b>—</b>	<b>—</b>	<b>—</b>	<b>—</b>	<b>—</b>	<b>—</b>	
<b>51</b>	<b>Information . . . . .</b>	<b>27</b>	<b>177</b>	<b>694</b>	<b>6</b>	<b>4</b>	<b>1</b>	<b>1</b>	<b>—</b>	<b>—</b>	<b>—</b>	<b>—</b>	<b>—</b>	<b>—</b>	
<b>52</b>	<b>Finance &amp; insurance . . . . .</b>	<b>115</b>	<b>873</b>	<b>3 659</b>	<b>21</b>	<b>11</b>	<b>6</b>	<b>4</b>	<b>—</b>	<b>—</b>	<b>—</b>	<b>—</b>	<b>—</b>	<b>—</b>	
<b>53</b>	<b>Real estate &amp; rental &amp; leasing . . . . .</b>	<b>(A)</b>	<b>(D)</b>	<b>(D)</b>	<b>1</b>	<b>1</b>	<b>—</b>	<b>—</b>	<b>—</b>	<b>—</b>	<b>—</b>	<b>—</b>	<b>—</b>	<b>—</b>	
<b>54</b>	<b>Professional, scientific &amp; technical services . . . . .</b>	<b>34</b>	<b>214</b>	<b>917</b>	<b>11</b>	<b>8</b>	<b>3</b>	<b>—</b>	<b>—</b>	<b>—</b>	<b>—</b>	<b>—</b>	<b>—</b>	<b>—</b>	
<b>56</b>	<b>Admin, support, waste mgt, remediation services . . . . .</b>	<b>22</b>	<b>111</b>	<b>714</b>	<b>5</b>	<b>4</b>	<b>—</b>	<b>1</b>	<b>—</b>	<b>—</b>	<b>—</b>	<b>—</b>	<b>—</b>	<b>—</b>	
<b>62</b>	<b>Health care and social assistance . . . . .</b>	<b>307</b>	<b>1 248</b>	<b>5 379</b>	<b>15</b>	<b>6</b>	<b>4</b>	<b>1</b>	<b>2</b>	<b>1</b>	<b>1</b>	<b>—</b>	<b>—</b>	<b>—</b>	
623	Nursing & residential care facilities . . . . .	(C)	(D)	(D)	5	—	2	1	1	—	1	—	—	—	
6231	Nursing care facilities . . . . .	(C)	(D)	(D)	1	—	—	—	—	—	1	—	—	—	
62311	Nursing care facilities . . . . .	(C)	(D)	(D)	1	—	—	—	—	—	1	—	—	—	
<b>71</b>	<b>Arts, entertainment &amp; recreation . . . . .</b>	<b>(A)</b>	<b>(D)</b>	<b>(D)</b>	<b>3</b>	<b>3</b>	<b>—</b>	<b>—</b>	<b>—</b>	<b>—</b>	<b>—</b>	<b>—</b>	<b>—</b>	<b>—</b>	
<b>72</b>	<b>Accommodation &amp; food services . . . . .</b>	<b>141</b>	<b>155</b>	<b>762</b>	<b>19</b>	<b>9</b>	<b>5</b>	<b>4</b>	<b>1</b>	<b>—</b>	<b>—</b>	<b>—</b>	<b>—</b>	<b>—</b>	
722	Food services & drinking places . . . . .	(C)	(D)	(D)	18	8	5	4	1	—	—	—	—	—	
<b>81</b>	<b>Other services (except public administration) . . . . .</b>	<b>176</b>	<b>345</b>	<b>1 415</b>	<b>53</b>	<b>45</b>	<b>5</b>	<b>2</b>	<b>1</b>	<b>—</b>	<b>—</b>	<b>—</b>	<b>—</b>	<b>—</b>	
813	Religious, grantmaking, civic, prof & like organizations . . . . .	136	181	715	37	31	3	2	1	—	—	—	—	—	
<b>99</b>	<b>Unclassified establishments . . . . .</b>	<b>—</b>	<b>—</b>	<b>19</b>	<b>5</b>	<b>5</b>	<b>—</b>	<b>—</b>	<b>—</b>	<b>—</b>	<b>—</b>	<b>—</b>	<b>—</b>	<b>—</b>	
<b>MARTIN</b>															
	<b>Total . . . . .</b>	<b>8 078</b>	<b>50 101</b>	<b>214 045</b>	<b>682</b>	<b>356</b>	<b>148</b>	<b>99</b>	<b>54</b>	<b>10</b>	<b>12</b>	<b>3</b>	<b>—</b>	<b>—</b>	
<b>11</b>	<b>Forestry, fishing, hunting, and agriculture support . . . . .</b>	<b>(B)</b>	<b>(D)</b>	<b>(D)</b>	<b>4</b>	<b>2</b>	<b>1</b>	<b>1</b>	<b>—</b>	<b>—</b>	<b>—</b>	<b>—</b>	<b>—</b>	<b>—</b>	
<b>22</b>	<b>Utilities . . . . .</b>	<b>(B)</b>	<b>(D)</b>	<b>(D)</b>	<b>4</b>	<b>2</b>	<b>—</b>	<b>2</b>	<b>—</b>	<b>—</b>	<b>—</b>	<b>—</b>	<b>—</b>	<b>—</b>	
<b>23</b>	<b>Construction . . . . .</b>	<b>259</b>	<b>1 842</b>	<b>11 462</b>	<b>62</b>	<b>44</b>	<b>9</b>	<b>7</b>	<b>2</b>	<b>—</b>	<b>—</b>	<b>—</b>	<b>—</b>	<b>—</b>	
238	Specialty Trade Contractors . . . . .	133	932	4 083	35	25	6	3	1	—	—	—	—	—	
2382	Building Equipment Contractors . . . . .	112	875	3 398	14	4	6	3	1	—	—	—	—	—	

See footnotes at end of table.

**Table 6. Counties—Employees, Payroll, and Establishments by Industry: 2003—Con.**

[Excludes most government employees, railroad employees, and self-employed persons. Size class 1 to 4 includes establishments with payroll, but no employees, during mid-March pay period. (D) denotes figures withheld to avoid disclosing data for individual companies; the data are included in broader industry totals. Detailed industries with 100 or more employees are shown if industry was not a (D). For explanation of terms, abbreviations, and data reliability/comparability, see introductory text]

NAICS code	Industry	Number of employees for week including March 12	Payroll (\$1,000)		Total number of establishments	Number of establishments by employment-size class								
			First quarter	Annual		1 to 4	5 to 9	10 to 19	20 to 49	50 to 99	100 to 249	250 to 499	500 to 999	1,000 or more
<b>MARTIN—Con.</b>														
<b>31-33</b>	<b>Manufacturing</b>	<b>1 651</b>	<b>13 958</b>	<b>55 601</b>	<b>45</b>	<b>19</b>	<b>11</b>	<b>2</b>	<b>6</b>	<b>—</b>	<b>5</b>	<b>2</b>	<b>—</b>	<b>—</b>
311	Food mfg	(E)	(D)	(D)	5	3	1	—	—	—	—	1	—	—
3114	Fruit & veg preserving & specialty food mfg	(E)	(D)	(D)	1	—	—	—	—	—	—	1	—	—
31141	Frozen food mfg	(E)	(D)	(D)	1	—	—	—	—	—	—	1	—	—
313	Textile mills	(C)	(D)	(D)	1	—	—	—	—	—	1	—	—	—
3132	Fabric mills	(C)	(D)	(D)	1	—	—	—	—	—	1	—	—	—
31323	Nonwoven fabric mills	(C)	(D)	(D)	1	—	—	—	—	—	1	—	—	—
326	Plastics & rubber products mfg	(C)	(D)	(D)	4	2	1	—	—	—	1	—	—	—
3261	Plastics product mfg	(C)	(D)	(D)	3	1	1	—	—	—	1	—	—	—
32611	Unsupported plastics film, sheet, & bag mfg	(C)	(D)	(D)	2	—	1	—	—	—	1	—	—	—
333	Machinery mfg	(E)	(D)	(D)	4	1	—	—	2	—	—	1	—	—
3339	Other general purpose machinery mfg	(E)	(D)	(D)	2	—	—	—	1	—	—	1	—	—
33399	All other general purpose machinery mfg	(E)	(D)	(D)	2	—	—	—	1	—	—	1	—	—
334	Computer & electronic product mfg	(C)	(D)	(D)	1	—	—	—	—	—	1	—	—	—
3344	Semiconductor & oth electronic component mfg	(C)	(D)	(D)	1	—	—	—	—	—	1	—	—	—
33441	Semiconductor & oth electronic component mfg	(C)	(D)	(D)	1	—	—	—	—	—	1	—	—	—
336	Transportation equipment mfg	298	3 239	12 604	5	1	1	—	1	—	2	—	—	—
3362	Motor vehicle body & trailer mfg	(C)	(D)	(D)	3	—	1	—	1	—	1	—	—	—
33621	Motor vehicle body & trailer mfg	(C)	(D)	(D)	3	—	1	—	1	—	1	—	—	—
3365	Railroad rolling stock mfg	(C)	(D)	(D)	1	—	—	—	—	—	1	—	—	—
33651	Railroad rolling stock mfg	(C)	(D)	(D)	1	—	—	—	—	—	1	—	—	—
<b>42</b>	<b>Wholesale trade</b>	<b>468</b>	<b>4 240</b>	<b>20 700</b>	<b>43</b>	<b>24</b>	<b>9</b>	<b>6</b>	<b>2</b>	<b>1</b>	<b>1</b>	<b>—</b>	<b>—</b>	<b>—</b>
423	Merchant Wholesalers, Durable Goods	(C)	(D)	(D)	18	7	3	6	2	—	—	—	—	—
424	Merchant Wholesalers, Nondurable Goods	284	3 011	15 206	24	16	6	—	—	1	1	—	—	—
4249	Miscellaneous Nondurable Goods Merchant Wholesalers	(C)	(D)	(D)	11	7	3	—	—	—	1	—	—	—
42491	Farm Supplies Merchant Wholesalers	(C)	(D)	(D)	8	6	1	—	—	—	1	—	—	—
<b>44-45</b>	<b>Retail trade</b>	<b>1 400</b>	<b>6 081</b>	<b>25 297</b>	<b>122</b>	<b>53</b>	<b>36</b>	<b>17</b>	<b>11</b>	<b>4</b>	<b>1</b>	<b>—</b>	<b>—</b>	<b>—</b>
441	Motor vehicle & parts dealers	196	1 271	5 261	18	9	3	2	4	—	—	—	—	—
4411	Automobile dealers	(C)	(D)	(D)	7	2	—	1	4	—	—	—	—	—
44111	New car dealers	140	973	3 993	6	1	—	1	4	—	—	—	—	—
441110	New car dealers	140	973	3 993	6	1	—	1	4	—	—	—	—	—
444	Bldg material & garden equip & supp dealers	179	1 419	5 720	19	8	6	3	1	1	—	—	—	—
4442	Lawn & garden equip & supplies stores	113	1 056	4 501	10	4	3	2	—	1	—	—	—	—
44422	Nursery & garden centers	113	1 056	4 501	10	4	3	2	—	1	—	—	—	—
444220	Nursery & garden centers	113	1 056	4 501	10	4	3	2	—	1	—	—	—	—
445	Food & beverage stores	312	891	3 938	13	5	4	1	1	1	—	—	—	—
4451	Grocery stores	(E)	(D)	(D)	7	3	1	—	1	1	1	—	—	—
44511	Grocery (except convenience) stores	273	797	3 555	6	2	1	—	1	1	—	—	—	—
445110	Grocery (except convenience) stores	273	797	3 555	6	2	1	—	1	1	—	—	—	—
447	Gasoline stations	173	432	1 960	14	3	5	4	2	—	—	—	—	—
4471	Gasoline stations	173	432	1 960	14	3	5	4	2	—	—	—	—	—
44711	Gasoline stations with convenience stores	101	226	987	9	—	5	3	1	—	—	—	—	—
447110	Gasoline stations with convenience stores	101	226	987	9	—	5	3	1	—	—	—	—	—
452	General merchandise stores	227	777	3 234	5	1	1	—	1	2	—	—	—	—
4521	Department stores	(C)	(D)	(D)	2	—	—	—	—	2	—	—	—	—
45211	Department stores	(C)	(D)	(D)	2	—	—	—	—	2	—	—	—	—
<b>48-49</b>	<b>Transportation &amp; warehousing</b>	<b>212</b>	<b>1 452</b>	<b>6 192</b>	<b>36</b>	<b>25</b>	<b>3</b>	<b>4</b>	<b>4</b>	<b>—</b>	<b>—</b>	<b>—</b>	<b>—</b>	<b>—</b>
484	Truck transportation	141	733	3 176	26	19	2	2	3	—	—	—	—	—
<b>51</b>	<b>Information</b>	<b>117</b>	<b>618</b>	<b>2 479</b>	<b>9</b>	<b>4</b>	<b>—</b>	<b>3</b>	<b>2</b>	<b>—</b>	<b>—</b>	<b>—</b>	<b>—</b>	<b>—</b>
<b>52</b>	<b>Finance &amp; insurance</b>	<b>316</b>	<b>2 471</b>	<b>10 616</b>	<b>48</b>	<b>24</b>	<b>15</b>	<b>6</b>	<b>3</b>	<b>—</b>	<b>—</b>	<b>—</b>	<b>—</b>	<b>—</b>
522	Credit intermediation & related activities	(C)	(D)	(D)	16	3	5	5	3	—	—	—	—	—
5221	Depository credit intermediation	(C)	(D)	(D)	14	2	5	4	3	—	—	—	—	—
52211	Commercial banking	188	1 593	6 816	12	1	4	4	3	—	—	—	—	—
522110	Commercial banking	188	1 593	6 816	12	1	4	4	3	—	—	—	—	—
<b>53</b>	<b>Real estate &amp; rental &amp; leasing</b>	<b>49</b>	<b>169</b>	<b>840</b>	<b>15</b>	<b>12</b>	<b>1</b>	<b>2</b>	<b>—</b>	<b>—</b>	<b>—</b>	<b>—</b>	<b>—</b>	<b>—</b>
<b>54</b>	<b>Professional, scientific &amp; technical services</b>	<b>204</b>	<b>1 475</b>	<b>6 533</b>	<b>39</b>	<b>20</b>	<b>12</b>	<b>7</b>	<b>—</b>	<b>—</b>	<b>—</b>	<b>—</b>	<b>—</b>	<b>—</b>
541	Professional, scientific & technical services	204	1 475	6 533	39	20	12	7	—	—	—	—	—	—
<b>55</b>	<b>Management of companies &amp; enterprises</b>	<b>(B)</b>	<b>(D)</b>	<b>(D)</b>	<b>4</b>	<b>2</b>	<b>1</b>	<b>—</b>	<b>1</b>	<b>—</b>	<b>—</b>	<b>—</b>	<b>—</b>	<b>—</b>
<b>56</b>	<b>Admin, support, waste mgt, remediation services</b>	<b>192</b>	<b>710</b>	<b>2 833</b>	<b>14</b>	<b>7</b>	<b>2</b>	<b>4</b>	<b>—</b>	<b>—</b>	<b>1</b>	<b>—</b>	<b>—</b>	<b>—</b>
561	Administrative & support services	(C)	(D)	(D)	12	7	1	3	—	—	1	—	—	—
5614	Business support services	(C)	(D)	(D)	1	—	—	—	—	—	1	—	—	—
56142	Telephone call centers	(C)	(D)	(D)	1	—	—	—	—	—	1	—	—	—
<b>61</b>	<b>Educational services</b>	<b>(B)</b>	<b>(D)</b>	<b>(D)</b>	<b>4</b>	<b>1</b>	<b>—</b>	<b>1</b>	<b>2</b>	<b>—</b>	<b>—</b>	<b>—</b>	<b>—</b>	<b>—</b>

See footnotes at end of table.

**Table 6. Counties—Employees, Payroll, and Establishments by Industry: 2003—Con.**

[Excludes most government employees, railroad employees, and self-employed persons. Size class 1 to 4 includes establishments with payroll, but no employees, during mid-March pay period. (D) denotes figures withheld to avoid disclosing data for individual companies; the data are included in broader industry totals. Detailed industries with 100 or more employees are shown if industry was not a (D). For explanation of terms, abbreviations, and data reliability/comparability, see introductory text]

NAICS code	Industry	Number of employees for week including March 12	Payroll (\$1,000)		Total number of establishments	Number of establishments by employment-size class								
			First quarter	Annual		1 to 4	5 to 9	10 to 19	20 to 49	50 to 99	100 to 249	250 to 499	500 to 999	1,000 or more
<b>MARTIN—Con.</b>														
<b>62</b>	<b>Health care and social assistance</b> . . . . .	<b>1 781</b>	<b>12 497</b>	<b>49 911</b>	<b>74</b>	<b>22</b>	<b>23</b>	<b>17</b>	<b>5</b>	<b>2</b>	<b>4</b>	<b>1</b>	—	—
621	Ambulatory health care services . . . . .	607	5 859	23 198	44	17	16	7	2	—	2	—	—	—
6211	Offices of physicians . . . . .	341	4 404	17 192	9	3	3	1	—	—	2	—	—	—
62111	Offices of physicians . . . . .	341	4 404	17 192	9	3	3	1	—	—	2	—	—	—
621111	Offices of physicians (exc mental health) . . . . .	341	4 404	17 192	9	3	3	1	—	—	2	—	—	—
6216	Home health care services . . . . .	100	373	1 489	8	1	3	3	1	—	—	—	—	—
62161	Home health care services . . . . .	100	373	1 489	8	1	3	3	1	—	—	—	—	—
621610	Home health care services . . . . .	100	373	1 489	8	1	3	3	1	—	—	—	—	—
622	Hospitals . . . . .	(E)	(D)	(D)	1	—	—	—	—	—	—	1	—	—
6221	General medical & surgical hospitals . . . . .	(E)	(D)	(D)	1	—	—	—	—	—	—	1	—	—
62211	General medical & surgical hospitals . . . . .	(E)	(D)	(D)	1	—	—	—	—	—	—	1	—	—
623	Nursing & residential care facilities . . . . .	561	2 432	9 561	22	3	5	9	3	1	1	—	—	—
6231	Nursing care facilities . . . . .	(E)	(D)	(D)	2	—	—	—	—	1	1	—	—	—
62311	Nursing care facilities . . . . .	(E)	(D)	(D)	2	—	—	—	—	1	1	—	—	—
6232	Residential mental retardation, health facil . . . . .	(C)	(D)	(D)	18	2	5	8	3	—	—	—	—	—
62321	Residential mental retardation facilities . . . . .	(C)	(D)	(D)	17	2	5	7	3	—	—	—	—	—
624	Social assistance . . . . .	(C)	(D)	(D)	7	2	2	1	—	1	1	—	—	—
6243	Vocational rehabilitation services . . . . .	(C)	(D)	(D)	2	—	—	—	—	1	1	—	—	—
62431	Vocational rehabilitation services . . . . .	(C)	(D)	(D)	2	—	—	—	—	1	1	—	—	—
<b>71</b>	<b>Arts, entertainment &amp; recreation</b> . . . . .	<b>89</b>	<b>184</b>	<b>1 030</b>	<b>9</b>	<b>4</b>	<b>2</b>	<b>1</b>	<b>2</b>	—	—	—	—	—
<b>72</b>	<b>Accommodation &amp; food services</b> . . . . .	<b>749</b>	<b>1 594</b>	<b>6 361</b>	<b>54</b>	<b>20</b>	<b>8</b>	<b>13</b>	<b>10</b>	<b>3</b>	—	—	—	—
721	Accommodation . . . . .	(C)	(D)	(D)	6	3	—	2	—	1	—	—	—	—
7211	Traveler accommodation . . . . .	(C)	(D)	(D)	5	2	—	2	—	1	—	—	—	—
72111	Hotels (exc casino hotels) & motels . . . . .	(C)	(D)	(D)	5	2	—	2	—	1	—	—	—	—
722	Food services & drinking places . . . . .	(F)	(D)	(D)	48	17	8	11	10	2	—	—	—	—
7221	Full-service restaurants . . . . .	287	528	2 157	22	8	4	5	4	1	—	—	—	—
72211	Full-service restaurants . . . . .	287	528	2 157	22	8	4	5	4	1	—	—	—	—
722110	Full-service restaurants . . . . .	287	528	2 157	22	8	4	5	4	1	—	—	—	—
7222	Limited-service eating places . . . . .	269	483	2 145	16	4	2	4	5	1	—	—	—	—
72221	Limited-service eating places . . . . .	269	483	2 145	16	4	2	4	5	1	—	—	—	—
722211	Limited-service restaurants . . . . .	266	480	2 113	13	1	2	4	5	1	—	—	—	—
<b>81</b>	<b>Other services (except public administration)</b> . . . . .	<b>424</b>	<b>1 158</b>	<b>4 748</b>	<b>95</b>	<b>70</b>	<b>15</b>	<b>6</b>	<b>4</b>	—	—	—	—	—
813	Religious, grantmaking, civic, prof & like organizations . . . . .	269	586	2 297	54	38	9	4	3	—	—	—	—	—
8131	Religious organizations . . . . .	177	457	1 804	36	26	5	3	2	—	—	—	—	—
81311	Religious organizations . . . . .	177	457	1 804	36	26	5	3	2	—	—	—	—	—
813110	Religious organizations . . . . .	177	457	1 804	36	26	5	3	2	—	—	—	—	—
<b>99</b>	<b>Unclassified establishments</b> . . . . .	<b>(A)</b>	<b>(D)</b>	<b>(D)</b>	<b>1</b>	<b>1</b>	—	—	—	—	—	—	—	—
<b>MEEKER</b>														
	<b>Total</b> . . . . .	<b>6 018</b>	<b>36 797</b>	<b>159 858</b>	<b>614</b>	<b>359</b>	<b>117</b>	<b>61</b>	<b>57</b>	<b>14</b>	<b>5</b>	<b>1</b>	—	—
<b>11</b>	<b>Forestry, fishing, hunting, and agriculture support</b> . . . . .	<b>(A)</b>	<b>(D)</b>	<b>(D)</b>	<b>1</b>	<b>1</b>	—	—	—	—	—	—	—	—
<b>21</b>	<b>Mining</b> . . . . .	<b>(A)</b>	<b>(D)</b>	<b>(D)</b>	<b>2</b>	<b>1</b>	<b>1</b>	—	—	—	—	—	—	—
<b>22</b>	<b>Utilities</b> . . . . .	<b>(B)</b>	<b>(D)</b>	<b>(D)</b>	<b>1</b>	—	—	—	<b>1</b>	—	—	—	—	—
<b>23</b>	<b>Construction</b> . . . . .	<b>750</b>	<b>6 864</b>	<b>32 294</b>	<b>103</b>	<b>76</b>	<b>17</b>	<b>7</b>	<b>1</b>	<b>1</b>	—	<b>1</b>	—	—
238	Specialty Trade Contractors . . . . .	644	6 207	26 637	72	53	13	3	1	1	—	1	—	—
2381	Foundation, Structure, and Building Exterior Contractors . . . . .	103	800	4 645	24	19	4	—	—	1	—	—	—	—
2382	Building Equipment Contractors . . . . .	134	777	3 551	24	13	8	2	1	—	—	—	—	—
2389	Other Specialty Trade Contractors . . . . .	(E)	(D)	(D)	13	11	—	1	—	—	—	1	—	—
23891	Site Preparation Contractors . . . . .	(E)	(D)	(D)	8	7	—	—	—	—	—	1	—	—
<b>31-33</b>	<b>Manufacturing</b> . . . . .	<b>1 434</b>	<b>11 618</b>	<b>49 377</b>	<b>53</b>	<b>15</b>	<b>12</b>	<b>5</b>	<b>13</b>	<b>6</b>	<b>2</b>	—	—	—
311	Food mfg . . . . .	(C)	(D)	(D)	4	—	2	—	1	—	1	—	—	—
3115	Dairy product mfg . . . . .	(C)	(D)	(D)	2	—	1	—	—	—	1	—	—	—
31151	Dairy product (exc frozen) mfg . . . . .	(C)	(D)	(D)	2	—	1	—	—	—	1	—	—	—
332	Fabricated metal product mfg . . . . .	158	945	3 704	13	5	2	2	4	—	—	—	—	—
333	Machinery mfg . . . . .	296	1 935	8 398	10	2	3	—	3	2	—	—	—	—
3331	Ag, construction & mining machinery mfg . . . . .	185	1 130	5 145	5	1	2	—	—	2	—	—	—	—
33311	Agricultural implement mfg . . . . .	(C)	(D)	(D)	4	1	1	—	—	2	—	—	—	—
334	Computer & electronic product mfg . . . . .	(E)	(D)	(D)	3	—	—	—	—	2	1	—	—	—
3344	Semiconductor & oth electronic component mfg . . . . .	(C)	(D)	(D)	1	—	—	—	—	—	1	—	—	—
33441	Semiconductor & oth electronic component mfg . . . . .	(C)	(D)	(D)	1	—	—	—	—	—	1	—	—	—
339	Miscellaneous mfg . . . . .	(C)	(D)	(D)	3	1	—	—	1	1	—	—	—	—
3399	Other miscellaneous mfg . . . . .	(C)	(D)	(D)	2	1	—	—	—	1	—	—	—	—
<b>42</b>	<b>Wholesale trade</b> . . . . .	<b>238</b>	<b>1 832</b>	<b>8 605</b>	<b>24</b>	<b>11</b>	<b>6</b>	<b>3</b>	<b>4</b>	—	—	—	—	—
423	Merchant Wholesalers, Durable Goods . . . . .	142	1 083	5 353	15	7	4	2	2	—	—	—	—	—
4238	Machinery, Equipment, and Supplies Merchant Wholesalers . . . . .	111	886	4 311	8	2	3	1	2	—	—	—	—	—
42382	Farm and Garden Machinery and Equipment Merchant Wholesalers . . . . .	(C)	(D)	(D)	6	—	3	1	2	—	—	—	—	—

See footnotes at end of table.

**Table 6. Counties—Employees, Payroll, and Establishments by Industry: 2003—Con.**

[Excludes most government employees, railroad employees, and self-employed persons. Size class 1 to 4 includes establishments with payroll, but no employees, during mid-March pay period. (D) denotes figures withheld to avoid disclosing data for individual companies; the data are included in broader industry totals. Detailed industries with 100 or more employees are shown if industry was not a (D). For explanation of terms, abbreviations, and data reliability/comparability, see introductory text]

NAICS code	Industry	Number of employees for week including March 12	Payroll (\$1,000)		Total number of establishments	Number of establishments by employment-size class								
			First quarter	Annual		1 to 4	5 to 9	10 to 19	20 to 49	50 to 99	100 to 249	250 to 499	500 to 999	1,000 or more
<b>MEEKER—Con.</b>														
<b>44-45</b>	<b>Retail trade</b> .....	<b>854</b>	<b>3 729</b>	<b>16 267</b>	<b>105</b>	<b>49</b>	<b>31</b>	<b>12</b>	<b>12</b>	<b>1</b>	—	—	—	—
441	Motor vehicle & parts dealers .....	160	1 063	4 574	23	12	5	3	3	—	—	—	—	—
444	Bldg material & garden equip & supp dealers .....	174	1 004	4 575	18	5	9	1	3	—	—	—	—	—
445	Food & beverage stores .....	225	609	2 455	15	4	6	1	3	1	—	—	—	—
4451	Grocery stores .....	(C)	(D)	(D)	5	—	2	1	1	1	—	—	—	—
44511	Grocery (except convenience) stores .....	138	401	1 658	4	—	1	1	1	1	—	—	—	—
445110	Grocery (except convenience) stores .....	138	401	1 658	4	—	1	1	1	1	—	—	—	—
447	Gasoline stations .....	150	564	2 370	21	11	4	4	2	—	—	—	—	—
4471	Gasoline stations .....	150	564	2 370	21	11	4	4	2	—	—	—	—	—
44711	Gasoline stations with convenience stores .....	126	412	1 772	16	7	4	3	2	—	—	—	—	—
447110	Gasoline stations with convenience stores .....	126	412	1 772	16	7	4	3	2	—	—	—	—	—
<b>48-49</b>	<b>Transportation &amp; warehousing</b> .....	<b>219</b>	<b>1 521</b>	<b>6 223</b>	<b>37</b>	<b>27</b>	<b>4</b>	<b>3</b>	<b>2</b>	<b>1</b>	—	—	—	—
<b>51</b>	<b>Information</b> .....	<b>(B)</b>	<b>(D)</b>	<b>(D)</b>	<b>7</b>	<b>4</b>	—	<b>2</b>	<b>1</b>	—	—	—	—	—
<b>52</b>	<b>Finance &amp; insurance</b> .....	<b>158</b>	<b>1 427</b>	<b>5 575</b>	<b>35</b>	<b>24</b>	<b>7</b>	<b>3</b>	<b>1</b>	—	—	—	—	—
522	Credit intermediation & related activities .....	110	1 107	4 091	11	2	5	3	1	—	—	—	—	—
<b>53</b>	<b>Real estate &amp; rental &amp; leasing</b> .....	<b>47</b>	<b>125</b>	<b>557</b>	<b>20</b>	<b>17</b>	<b>3</b>	—	—	—	—	—	—	—
<b>54</b>	<b>Professional, scientific &amp; technical services</b> .....	<b>162</b>	<b>1 082</b>	<b>4 574</b>	<b>33</b>	<b>24</b>	<b>6</b>	<b>2</b>	<b>1</b>	—	—	—	—	—
541	Professional, scientific & technical services .....	162	1 082	4 574	33	24	6	2	1	—	—	—	—	—
<b>55</b>	<b>Management of companies &amp; enterprises</b> .....	<b>(B)</b>	<b>(D)</b>	<b>(D)</b>	<b>2</b>	<b>1</b>	—	—	<b>1</b>	—	—	—	—	—
<b>56</b>	<b>Admin, support, waste mgt, remediation services</b> .....	<b>89</b>	<b>582</b>	<b>2 431</b>	<b>26</b>	<b>20</b>	<b>4</b>	<b>1</b>	<b>1</b>	—	—	—	—	—
<b>61</b>	<b>Educational services</b> .....	<b>(A)</b>	<b>(D)</b>	<b>(D)</b>	<b>1</b>	<b>1</b>	—	—	—	—	—	—	—	—
<b>62</b>	<b>Health care and social assistance</b> .....	<b>1 024</b>	<b>4 882</b>	<b>20 034</b>	<b>39</b>	<b>12</b>	<b>7</b>	<b>7</b>	<b>6</b>	<b>4</b>	<b>3</b>	—	—	—
621	Ambulatory health care services .....	152	1 383	6 081	17	7	5	4	—	1	—	—	—	—
622	Hospitals .....	(C)	(D)	(D)	1	—	—	—	—	—	1	—	—	—
6221	General medical & surgical hospitals .....	(C)	(D)	(D)	1	—	—	—	—	—	1	—	—	—
62211	General medical & surgical hospitals .....	(C)	(D)	(D)	1	—	—	—	—	—	1	—	—	—
623	Nursing & residential care facilities .....	410	1 446	5 747	9	1	—	2	3	2	1	—	—	—
6231	Nursing care facilities .....	322	1 176	4 490	5	—	—	—	3	1	1	—	—	—
62311	Nursing care facilities .....	322	1 176	4 490	5	—	—	—	3	1	1	—	—	—
623110	Nursing care facilities .....	322	1 176	4 490	5	—	—	—	3	1	1	—	—	—
624	Social assistance .....	(E)	(D)	(D)	12	4	2	1	3	1	1	—	—	—
6243	Vocational rehabilitation services .....	(C)	(D)	(D)	2	—	—	—	1	—	1	—	—	—
62431	Vocational rehabilitation services .....	(C)	(D)	(D)	2	—	—	—	1	—	1	—	—	—
<b>71</b>	<b>Arts, entertainment &amp; recreation</b> .....	<b>55</b>	<b>117</b>	<b>496</b>	<b>11</b>	<b>7</b>	<b>2</b>	<b>2</b>	—	—	—	—	—	—
<b>72</b>	<b>Accommodation &amp; food services</b> .....	<b>494</b>	<b>903</b>	<b>3 663</b>	<b>41</b>	<b>20</b>	<b>4</b>	<b>8</b>	<b>8</b>	<b>1</b>	—	—	—	—
722	Food services & drinking places .....	462	864	3 476	36	17	4	6	8	1	—	—	—	—
7221	Full-service restaurants .....	170	316	1 437	15	6	2	3	4	—	—	—	—	—
72211	Full-service restaurants .....	170	316	1 437	15	6	2	3	4	—	—	—	—	—
722110	Full-service restaurants .....	170	316	1 437	15	6	2	3	4	—	—	—	—	—
7222	Limited-service eating places .....	238	373	1 569	13	6	1	2	3	1	—	—	—	—
72221	Limited-service eating places .....	238	373	1 569	13	6	1	2	3	1	—	—	—	—
722211	Limited-service restaurants .....	221	337	1 404	8	2	—	2	3	1	—	—	—	—
<b>81</b>	<b>Other services (except public administration)</b> .....	<b>365</b>	<b>889</b>	<b>3 802</b>	<b>72</b>	<b>48</b>	<b>13</b>	<b>6</b>	<b>5</b>	—	—	—	—	—
813	Religious, grantmaking, civic, prof & like organizations .....	298	651	2 655	46	27	9	5	5	—	—	—	—	—
8131	Religious organizations .....	168	414	1 754	31	20	7	2	2	—	—	—	—	—
81311	Religious organizations .....	168	414	1 754	31	20	7	2	2	—	—	—	—	—
813110	Religious organizations .....	168	414	1 754	31	20	7	2	2	—	—	—	—	—
8134	Civic & social organizations .....	(C)	(D)	(D)	10	3	2	2	3	—	—	—	—	—
81341	Civic & social organizations .....	(C)	(D)	(D)	10	3	2	2	3	—	—	—	—	—
<b>99</b>	<b>Unclassified establishments</b> .....	<b>(A)</b>	<b>(D)</b>	<b>(D)</b>	<b>1</b>	<b>1</b>	—	—	—	—	—	—	—	—
<b>MILLE LACS</b>														
	<b>Total</b> .....	<b>9 926</b>	<b>55 401</b>	<b>252 736</b>	<b>734</b>	<b>411</b>	<b>132</b>	<b>108</b>	<b>58</b>	<b>12</b>	<b>7</b>	<b>4</b>	<b>1</b>	<b>1</b>
<b>11</b>	<b>Forestry, fishing, hunting, and agriculture support</b> .....	<b>23</b>	<b>183</b>	<b>642</b>	<b>6</b>	<b>3</b>	<b>3</b>	—	—	—	—	—	—	—
<b>21</b>	<b>Mining</b> .....	<b>(A)</b>	<b>(D)</b>	<b>(D)</b>	<b>2</b>	<b>2</b>	—	—	—	—	—	—	—	—
<b>22</b>	<b>Utilities</b> .....	<b>(B)</b>	<b>(D)</b>	<b>(D)</b>	<b>3</b>	<b>2</b>	—	<b>1</b>	—	—	—	—	—	—
<b>23</b>	<b>Construction</b> .....	<b>438</b>	<b>3 219</b>	<b>18 864</b>	<b>131</b>	<b>106</b>	<b>13</b>	<b>9</b>	<b>3</b>	—	—	—	—	—
238	Specialty Trade Contractors .....	296	1 942	10 718	95	78	8	7	2	—	—	—	—	—
2381	Foundation, Structure, and Building Exterior Contractors .....	117	560	3 275	35	27	5	3	—	—	—	—	—	—

See footnotes at end of table.

**Table 6. Counties—Employees, Payroll, and Establishments by Industry: 2003—Con.**

[Excludes most government employees, railroad employees, and self-employed persons. Size class 1 to 4 includes establishments with payroll, but no employees, during mid-March pay period. (D) denotes figures withheld to avoid disclosing data for individual companies; the data are included in broader industry totals. Detailed industries with 100 or more employees are shown if industry was not a (D). For explanation of terms, abbreviations, and data reliability/comparability, see introductory text]

NAICS code	Industry	Number of employees for week including March 12	Payroll (\$1,000)		Total number of establishments	Number of establishments by employment-size class								
			First quarter	Annual		1 to 4	5 to 9	10 to 19	20 to 49	50 to 99	100 to 249	250 to 499	500 to 999	1,000 or more
<b>MILLE LACS—Con.</b>														
<b>31-33</b>	<b>Manufacturing</b>	<b>1 962</b>	<b>14 831</b>	<b>64 655</b>	<b>57</b>	<b>20</b>	<b>5</b>	<b>13</b>	<b>10</b>	<b>4</b>	<b>3</b>	<b>2</b>		
321	Wood product mfg	170	1 798	6 997	7	4	—	2	—	—	1	—	—	—
3219	Other wood product mfg	(C)	(D)	(D)	5	3	—	1	—	—	1	—	—	—
32191	Millwork	(C)	(D)	(D)	2	1	—	—	—	—	1	—	—	—
323	Printing & related support activities	(C)	(D)	(D)	4	3	—	—	—	—	1	—	—	—
3231	Printing & related support activities	(C)	(D)	(D)	4	3	—	—	—	—	1	—	—	—
32311	Printing	(C)	(D)	(D)	4	3	—	—	—	—	1	—	—	—
332	Fabricated metal product mfg	152	1 161	4 756	15	7	—	5	3	—	—	—	—	—
336	Transportation equipment mfg	(E)	(D)	(D)	2	—	—	—	—	—	1	1	—	—
3363	Motor vehicle parts mfg	(E)	(D)	(D)	2	—	—	—	—	—	1	1	—	—
33632	MV electrical & electronic equipment mfg	(E)	(D)	(D)	2	—	—	—	—	—	1	1	—	—
337	Furniture & related product mfg	577	3 934	18 930	7	2	1	—	3	—	—	—	—	—
3371	HH & institutional furniture & kitchen cabinet mfg	(E)	(D)	(D)	4	2	1	—	—	—	—	1	—	—
33711	Wood kitchen cabinet & countertop mfg	(E)	(D)	(D)	4	2	1	—	—	—	—	1	—	—
<b>42</b>	<b>Wholesale trade</b>	<b>189</b>	<b>1 065</b>	<b>4 966</b>	<b>19</b>	<b>8</b>	<b>4</b>	<b>4</b>	<b>3</b>					
423	Merchant Wholesalers, Durable Goods	111	649	2 823	11	5	2	2	2	—	—	—	—	—
<b>44-45</b>	<b>Retail trade</b>	<b>1 199</b>	<b>4 804</b>	<b>19 936</b>	<b>123</b>	<b>50</b>	<b>36</b>	<b>23</b>	<b>12</b>	<b>1</b>	<b>1</b>			
441	Motor vehicle & parts dealers	152	982	3 999	21	12	4	4	1	—	—	—	—	—
444	Bldg material & garden equip & supp dealers	114	391	1 924	14	6	3	3	2	—	—	—	—	—
4441	Building material & supplies dealers	101	333	1 616	11	4	3	2	2	—	—	—	—	—
445	Food & beverage stores	372	1 426	5 261	18	5	8	—	3	1	1	—	—	—
4451	Grocery stores	325	1 271	4 596	11	4	2	—	3	1	1	—	—	—
44511	Grocery (except convenience) stores	325	1 271	4 553	7	—	2	—	3	1	1	—	—	—
445110	Grocery (except convenience) stores	325	1 271	4 553	7	—	2	—	3	1	1	—	—	—
447	Gasoline stations	261	830	3 432	23	2	8	10	3	—	—	—	—	—
4471	Gasoline stations	261	830	3 432	23	2	8	10	3	—	—	—	—	—
44711	Gasoline stations with convenience stores	240	732	2 996	19	1	5	10	3	—	—	—	—	—
447110	Gasoline stations with convenience stores	240	732	2 996	19	1	5	10	3	—	—	—	—	—
<b>48-49</b>	<b>Transportation &amp; warehousing</b>	<b>177</b>	<b>708</b>	<b>2 972</b>	<b>26</b>	<b>18</b>	<b>3</b>	<b>3</b>	<b>1</b>	<b>1</b>				
<b>51</b>	<b>Information</b>	<b>85</b>	<b>628</b>	<b>2 588</b>	<b>10</b>	<b>3</b>	<b>3</b>	<b>4</b>						
<b>52</b>	<b>Finance &amp; insurance</b>	<b>211</b>	<b>1 719</b>	<b>7 168</b>	<b>32</b>	<b>17</b>	<b>7</b>	<b>6</b>	<b>2</b>					
522	Credit intermediation & related activities	170	1 372	5 512	18	4	7	6	1	—	—	—	—	—
5221	Depository credit intermediation	(C)	(D)	(D)	11	1	4	5	1	—	—	—	—	—
52211	Commercial banking	105	943	3 535	8	1	3	3	1	—	—	—	—	—
522110	Commercial banking	105	943	3 535	8	1	3	3	1	—	—	—	—	—
<b>53</b>	<b>Real estate &amp; rental &amp; leasing</b>	<b>64</b>	<b>235</b>	<b>1 134</b>	<b>24</b>	<b>20</b>	<b>3</b>	<b>1</b>						
<b>54</b>	<b>Professional, scientific &amp; technical services</b>	<b>82</b>	<b>627</b>	<b>3 239</b>	<b>31</b>	<b>26</b>	<b>3</b>	<b>2</b>						
<b>55</b>	<b>Management of companies &amp; enterprises</b>	<b>(C)</b>	<b>(D)</b>	<b>(D)</b>	<b>3</b>	<b>1</b>			<b>1</b>	<b>1</b>				
551	Management of companies & enterprises	(C)	(D)	(D)	3	1	—	—	1	1	—	—	—	—
5511	Management of companies & enterprises	(C)	(D)	(D)	3	1	—	—	1	1	—	—	—	—
55111	Management of companies & enterprises	(C)	(D)	(D)	3	1	—	—	1	1	—	—	—	—
<b>56</b>	<b>Admin, support, waste mgt, remediation services</b>	<b>532</b>	<b>2 200</b>	<b>21 061</b>	<b>23</b>	<b>19</b>	<b>1</b>	<b>2</b>				<b>1</b>		
561	Administrative & support services	(F)	(D)	(D)	19	16	1	1	—	—	—	1	—	—
5616	Investigation & security services	(E)	(D)	(D)	1	—	—	—	—	—	—	1	—	—
56161	Investigation, guard & armored car services	(E)	(D)	(D)	1	—	—	—	—	—	—	1	—	—
<b>61</b>	<b>Educational services</b>	<b>(B)</b>	<b>(D)</b>	<b>(D)</b>	<b>5</b>	<b>1</b>	<b>3</b>	<b>1</b>						
<b>62</b>	<b>Health care and social assistance</b>	<b>2 079</b>	<b>12 176</b>	<b>51 953</b>	<b>56</b>	<b>16</b>	<b>14</b>	<b>11</b>	<b>6</b>	<b>4</b>	<b>3</b>	<b>1</b>	<b>1</b>	
621	Ambulatory health care services	260	2 698	12 142	29	12	9	6	1	1	—	—	—	—
6211	Offices of physicians	113	1 655	7 423	6	2	1	1	1	1	—	—	—	—
62111	Offices of physicians	113	1 655	7 423	6	2	1	1	1	1	—	—	—	—
621111	Offices of physicians (exc mental health)	113	1 655	7 423	6	2	1	1	1	1	—	—	—	—
622	Hospitals	(F)	(D)	(D)	2	—	—	—	—	—	—	1	1	—
6221	General medical & surgical hospitals	(F)	(D)	(D)	2	—	—	—	—	—	—	1	1	—
62211	General medical & surgical hospitals	(F)	(D)	(D)	2	—	—	—	—	—	—	1	1	—
623	Nursing & residential care facilities	640	2 730	11 681	11	1	1	2	3	1	3	—	—	—
6231	Nursing care facilities	(C)	(D)	(D)	1	—	—	—	—	—	1	—	—	—
62311	Nursing care facilities	(C)	(D)	(D)	1	—	—	—	—	—	1	—	—	—
6232	Residential mental retardation, health facil	(E)	(D)	(D)	7	—	1	1	3	1	1	—	—	—
62321	Residential mental retardation facilities	(C)	(D)	(D)	6	—	1	1	3	1	—	—	—	—
62322	Residential mental health, subst abuse facil	(C)	(D)	(D)	1	—	—	—	—	—	1	—	—	—
6233	Community care facilities for the elderly	(C)	(D)	(D)	2	1	—	—	—	—	1	—	—	—
62331	Community care facilities for the elderly	(C)	(D)	(D)	2	1	—	—	—	—	1	—	—	—
624	Social assistance	(E)	(D)	(D)	14	3	4	3	2	2	—	—	—	—
6241	Individual & family services	(C)	(D)	(D)	8	2	1	2	1	2	—	—	—	—
62412	Services for elderly & disabled persons	183	317	1 365	5	1	—	1	1	2	—	—	—	—
624120	Services for elderly & disabled persons	183	317	1 365	5	1	—	1	1	2	—	—	—	—
<b>71</b>	<b>Arts, entertainment &amp; recreation</b>	<b>141</b>	<b>293</b>	<b>3 083</b>	<b>20</b>	<b>11</b>	<b>4</b>	<b>4</b>	<b>1</b>					
713	Amusement, gambling & recreation industries	(C)	(D)	(D)	18	10	4	3	1	—	—	—	—	—
7139	Other amusement & recreation industries	(C)	(D)	(D)	18	10	4	3	1	—	—	—	—	—

See footnotes at end of table.



**Table 6. Counties—Employees, Payroll, and Establishments by Industry: 2003—Con.**

[Excludes most government employees, railroad employees, and self-employed persons. Size class 1 to 4 includes establishments with payroll, but no employees, during mid-March pay period. (D) denotes figures withheld to avoid disclosing data for individual companies; the data are included in broader industry totals. Detailed industries with 100 or more employees are shown if industry was not a (D). For explanation of terms, abbreviations, and data reliability/comparability, see introductory text]

NAICS code	Industry	Number of employees for week including March 12	Payroll (\$1,000)		Total number of establishments	Number of establishments by employment-size class									
			First quarter	Annual		1 to 4	5 to 9	10 to 19	20 to 49	50 to 99	100 to 249	250 to 499	500 to 999	1,000 or more	
<b>MILLE LACS—Con.</b>															
<b>72</b>	<b>Accommodation &amp; food services</b>	<b>2 097</b>	<b>9 397</b>	<b>36 458</b>	<b>62</b>	<b>21</b>	<b>8</b>	<b>16</b>	<b>15</b>	<b>1</b>	—	—	—	<b>1</b>	
721	Accommodation	(G)	(D)	(D)	10	6	2	1	—	—	—	—	—	1	
7211	Traveler accommodation	(G)	(D)	(D)	8	4	2	1	—	—	—	—	—	1	
72112	Casino hotels	(G)	(D)	(D)	1	—	—	—	—	—	—	—	—	1	
722	Food services & drinking places	(F)	(D)	(D)	52	15	6	15	15	1	—	—	—	—	
7221	Full-service restaurants	373	846	3 567	24	6	3	6	9	—	—	—	—	—	
72211	Full-service restaurants	373	846	3 567	24	6	3	6	9	—	—	—	—	—	
722110	Full-service restaurants	373	846	3 567	24	6	3	6	9	—	—	—	—	—	
7222	Limited-service eating places	(E)	(D)	(D)	17	2	1	8	5	1	—	—	—	—	
72221	Limited-service eating places	(E)	(D)	(D)	17	2	1	8	5	1	—	—	—	—	
<b>81</b>	<b>Other services (except public administration)</b>	<b>472</b>	<b>1 447</b>	<b>6 148</b>	<b>99</b>	<b>65</b>	<b>22</b>	<b>8</b>	<b>4</b>	—	—	—	—	—	
813	Religious, grantmaking, civic, prof & like organizations	323	724	2 874	55	32	14	6	3	—	—	—	—	—	
8131	Religious organizations	199	513	1 965	33	18	10	4	1	—	—	—	—	—	
81311	Religious organizations	199	513	1 965	33	18	10	4	1	—	—	—	—	—	
813110	Religious organizations	199	513	1 965	33	18	10	4	1	—	—	—	—	—	
8134	Civic & social organizations	114	196	832	15	7	4	2	2	—	—	—	—	—	
81341	Civic & social organizations	114	196	832	15	7	4	2	2	—	—	—	—	—	
813410	Civic & social organizations	114	196	832	15	7	4	2	2	—	—	—	—	—	
<b>99</b>	<b>Unclassified establishments</b>	<b>(A)</b>	<b>(D)</b>	<b>(D)</b>	<b>2</b>	<b>2</b>	—	—	—	—	—	—	—	—	
<b>MORRISON</b>															
	<b>Total</b>	<b>8 561</b>	<b>43 751</b>	<b>197 079</b>	<b>857</b>	<b>510</b>	<b>162</b>	<b>107</b>	<b>58</b>	<b>9</b>	<b>7</b>	<b>3</b>	<b>1</b>	—	
<b>11</b>	<b>Forestry, fishing, hunting, and agriculture support</b>	<b>11</b>	<b>45</b>	<b>184</b>	<b>5</b>	<b>5</b>	—	—	—	—	—	—	—	—	
<b>21</b>	<b>Mining</b>	<b>6</b>	<b>20</b>	<b>470</b>	<b>3</b>	<b>2</b>	<b>1</b>	—	—	—	—	—	—	—	
<b>22</b>	<b>Utilities</b>	<b>(B)</b>	<b>(D)</b>	<b>(D)</b>	<b>3</b>	<b>1</b>	—	<b>1</b>	<b>1</b>	—	—	—	—	—	
<b>23</b>	<b>Construction</b>	<b>443</b>	<b>2 520</b>	<b>18 242</b>	<b>129</b>	<b>102</b>	<b>13</b>	<b>12</b>	<b>2</b>	—	—	—	—	—	
236	Construction of Buildings	120	628	3 378	41	34	5	2	—	—	—	—	—	—	
2361	Residential Building Construction	100	497	2 375	35	30	4	1	—	—	—	—	—	—	
23611	Residential Building Construction	100	497	2 375	35	30	4	1	—	—	—	—	—	—	
238	Specialty Trade Contractors	254	1 297	8 595	79	62	8	8	1	—	—	—	—	—	
2381	Foundation, Structure, and Building Exterior Contractors	104	500	3 963	30	23	4	2	1	—	—	—	—	—	
<b>31-33</b>	<b>Manufacturing</b>	<b>2 020</b>	<b>13 158</b>	<b>58 276</b>	<b>56</b>	<b>25</b>	<b>9</b>	<b>9</b>	<b>7</b>	<b>2</b>	<b>1</b>	<b>2</b>	<b>1</b>	—	
311	Food mfg	542	3 121	12 095	12	4	2	2	2	1	—	1	—	—	
3117	Seafood product preparation & packaging	(E)	(D)	(D)	2	—	—	—	—	1	—	1	—	—	
31171	Seafood product preparation & packaging	(E)	(D)	(D)	2	—	—	—	—	1	—	1	—	—	
332	Fabricated metal product mfg	214	1 522	6 163	10	4	2	2	1	—	1	—	—	—	
3323	Architectural & structural metals mfg	(C)	(D)	(D)	4	2	1	—	—	1	—	—	—	—	
33232	Ornamental & architectural metal prod mfg	(C)	(D)	(D)	3	2	—	—	—	1	—	—	—	—	
336	Transportation equipment mfg	(F)	(D)	(D)	2	—	—	—	—	—	—	1	1	—	
3366	Ship & boat building	(F)	(D)	(D)	2	—	—	—	—	—	—	1	1	—	
33661	Ship & boat building	(F)	(D)	(D)	2	—	—	—	—	—	—	1	1	—	
<b>42</b>	<b>Wholesale trade</b>	<b>177</b>	<b>1 028</b>	<b>4 757</b>	<b>31</b>	<b>17</b>	<b>8</b>	<b>5</b>	<b>1</b>	—	—	—	—	—	
<b>44-45</b>	<b>Retail trade</b>	<b>1 693</b>	<b>7 172</b>	<b>29 807</b>	<b>131</b>	<b>50</b>	<b>39</b>	<b>25</b>	<b>14</b>	<b>1</b>	<b>2</b>	—	—	—	
441	Motor vehicle & parts dealers	394	2 663	10 500	22	4	5	6	6	1	—	—	—	—	
4411	Automobile dealers	(C)	(D)	(D)	8	1	2	1	4	—	—	—	—	—	
44111	New car dealers	114	822	3 344	5	—	1	—	4	—	—	—	—	—	
441110	New car dealers	114	822	3 344	5	—	1	—	4	—	—	—	—	—	
4412	Other motor vehicle dealers	181	1 234	4 914	7	2	1	1	2	1	—	—	—	—	
44122	Motorcycle & boat & other MV dealers	(C)	(D)	(D)	6	2	1	1	1	1	—	—	—	—	
444	Bldg material & garden equip & supp dealers	175	679	3 310	26	11	10	4	1	—	—	—	—	—	
4441	Building material & supplies dealers	112	460	2 068	20	8	9	3	—	—	—	—	—	—	
445	Food & beverage stores	424	1 299	5 141	20	9	3	3	4	—	1	—	—	—	
4451	Grocery stores	(E)	(D)	(D)	11	3	3	1	3	—	1	—	—	—	
44511	Grocery (except convenience) stores	352	1 020	3 964	9	2	2	1	3	—	1	—	—	—	
445110	Grocery (except convenience) stores	352	1 020	3 964	9	2	2	1	3	—	1	—	—	—	
447	Gasoline stations	207	633	2 602	20	7	6	5	2	—	—	—	—	—	
4471	Gasoline stations	207	633	2 602	20	7	6	5	2	—	—	—	—	—	
44711	Gasoline stations with convenience stores	181	497	1 990	16	5	5	4	2	—	—	—	—	—	
447110	Gasoline stations with convenience stores	181	497	1 990	16	5	5	4	2	—	—	—	—	—	
452	General merchandise stores	(C)	(D)	(D)	5	2	1	1	—	—	1	—	—	—	
4521	Department stores	(C)	(D)	(D)	1	—	—	—	—	—	1	—	—	—	
45211	Department stores	(C)	(D)	(D)	1	—	—	—	—	—	1	—	—	—	
<b>48-49</b>	<b>Transportation &amp; warehousing</b>	<b>208</b>	<b>994</b>	<b>4 347</b>	<b>53</b>	<b>37</b>	<b>11</b>	<b>4</b>	<b>1</b>	—	—	—	—	—	
484	Truck transportation	107	602	2 744	39	30	7	2	—	—	—	—	—	—	
<b>51</b>	<b>Information</b>	<b>116</b>	<b>391</b>	<b>1 781</b>	<b>10</b>	<b>4</b>	<b>1</b>	<b>4</b>	<b>1</b>	—	—	—	—	—	

See footnotes at end of table.

**Table 6. Counties—Employees, Payroll, and Establishments by Industry: 2003—Con.**

[Excludes most government employees, railroad employees, and self-employed persons. Size class 1 to 4 includes establishments with payroll, but no employees, during mid-March pay period. (D) denotes figures withheld to avoid disclosing data for individual companies; the data are included in broader industry totals. Detailed industries with 100 or more employees are shown if industry was not a (D). For explanation of terms, abbreviations, and data reliability/comparability, see introductory text]

NAICS code	Industry	Number of employees for week including March 12	Payroll (\$1,000)		Total number of establishments	Number of establishments by employment-size class								
			First quarter	Annual		1 to 4	5 to 9	10 to 19	20 to 49	50 to 99	100 to 249	250 to 499	500 to 999	1,000 or more
<b>MORRISON—Con.</b>														
<b>52</b>	<b>Finance &amp; insurance</b> .....	<b>270</b>	<b>2 126</b>	<b>8 681</b>	<b>49</b>	<b>29</b>	<b>12</b>	<b>5</b>	<b>3</b>	—	—	—	—	—
522	Credit intermediation & related activities .....	174	1 477	5 963	16	2	6	5	3	—	—	—	—	—
5221	Depository credit intermediation .....	(C)	(D)	(D)	14	1	6	4	3	—	—	—	—	—
52211	Commercial banking .....	127	1 044	4 424	11	1	4	4	2	—	—	—	—	—
522110	Commercial banking .....	127	1 044	4 424	11	1	4	4	2	—	—	—	—	—
<b>53</b>	<b>Real estate &amp; rental &amp; leasing</b> .....	<b>48</b>	<b>194</b>	<b>897</b>	<b>10</b>	<b>7</b>	<b>1</b>	<b>1</b>	<b>1</b>	—	—	—	—	—
<b>54</b>	<b>Professional, scientific &amp; technical services</b> .....	<b>106</b>	<b>1 010</b>	<b>3 148</b>	<b>31</b>	<b>22</b>	<b>7</b>	<b>2</b>	—	—	—	—	—	—
541	Professional, scientific & technical services .....	106	1 010	3 148	31	22	7	2	—	—	—	—	—	—
<b>55</b>	<b>Management of companies &amp; enterprises</b> .....	<b>(B)</b>	<b>(D)</b>	<b>(D)</b>	<b>1</b>	—	—	—	<b>1</b>	—	—	—	—	—
<b>56</b>	<b>Admin. support, waste mgt, remediation services</b> .....	<b>107</b>	<b>438</b>	<b>2 614</b>	<b>40</b>	<b>33</b>	<b>3</b>	<b>4</b>	—	—	—	—	—	—
<b>61</b>	<b>Educational services</b> .....	<b>181</b>	<b>955</b>	<b>3 984</b>	<b>10</b>	<b>5</b>	<b>2</b>	—	<b>2</b>	<b>1</b>	—	—	—	—
611	Educational services .....	181	955	3 984	10	5	2	—	2	1	—	—	—	—
6111	Elementary & secondary schools .....	163	889	3 667	5	1	1	—	2	1	—	—	—	—
61111	Elementary & secondary schools .....	163	889	3 667	5	1	1	—	2	1	—	—	—	—
611110	Elementary & secondary schools .....	163	889	3 667	5	1	1	—	2	1	—	—	—	—
<b>62</b>	<b>Health care and social assistance</b> .....	<b>1 514</b>	<b>8 572</b>	<b>37 126</b>	<b>63</b>	<b>30</b>	<b>9</b>	<b>9</b>	<b>8</b>	<b>3</b>	<b>3</b>	<b>1</b>	—	—
621	Ambulatory health care services .....	301	2 562	12 986	24	11	4	5	3	1	—	—	—	—
6211	Offices of physicians .....	162	1 495	7 209	7	3	1	—	2	1	—	—	—	—
62111	Offices of physicians .....	162	1 495	7 209	7	3	1	—	2	1	—	—	—	—
621111	Offices of physicians (exc mental health) .....	162	1 495	7 209	7	3	1	—	2	1	—	—	—	—
622	Hospitals .....	(E)	(D)	(D)	1	—	—	—	—	—	—	1	—	—
6221	General medical & surgical hospitals .....	(E)	(D)	(D)	1	—	—	—	—	—	—	1	—	—
62211	General medical & surgical hospitals .....	(E)	(D)	(D)	1	—	—	—	—	—	—	1	—	—
623	Nursing & residential care facilities .....	510	2 400	9 622	11	2	3	2	—	1	3	—	—	—
6231	Nursing care facilities .....	389	1 985	8 005	4	—	1	—	—	—	3	—	—	—
62311	Nursing care facilities .....	389	1 985	8 005	4	—	1	—	—	—	3	—	—	—
623110	Nursing care facilities .....	389	1 985	8 005	4	—	1	—	—	—	3	—	—	—
624	Social assistance .....	(E)	(D)	(D)	27	17	2	2	5	1	—	—	—	—
6243	Vocational rehabilitation services .....	199	381	1 545	5	—	—	—	4	1	—	—	—	—
62431	Vocational rehabilitation services .....	199	381	1 545	5	—	—	—	4	1	—	—	—	—
624310	Vocational rehabilitation services .....	199	381	1 545	5	—	—	—	4	1	—	—	—	—
<b>71</b>	<b>Arts, entertainment &amp; recreation</b> .....	<b>63</b>	<b>144</b>	<b>819</b>	<b>18</b>	<b>11</b>	<b>6</b>	<b>1</b>	—	—	—	—	—	—
<b>72</b>	<b>Accommodation &amp; food services</b> .....	<b>873</b>	<b>1 641</b>	<b>8 109</b>	<b>92</b>	<b>48</b>	<b>12</b>	<b>16</b>	<b>14</b>	<b>2</b>	—	—	—	—
721	Accommodation .....	126	306	1 524	11	6	—	2	3	—	—	—	—	—
722	Food services & drinking places .....	747	1 335	6 585	81	42	12	14	11	2	—	—	—	—
7221	Full-service restaurants .....	385	704	3 202	28	10	5	5	7	1	—	—	—	—
72211	Full-service restaurants .....	385	704	3 202	28	10	5	5	7	1	—	—	—	—
722110	Full-service restaurants .....	385	704	3 202	28	10	5	5	7	1	—	—	—	—
7222	Limited-service eating places .....	248	422	2 447	23	11	2	5	4	1	—	—	—	—
72221	Limited-service eating places .....	248	422	2 447	23	11	2	5	4	1	—	—	—	—
722211	Limited-service restaurants .....	231	413	2 339	19	8	2	4	4	1	—	—	—	—
7224	Drinking places (alcoholic beverages) .....	(C)	(D)	(D)	29	21	5	3	—	—	—	—	—	—
72241	Drinking places (alcoholic beverages) .....	(C)	(D)	(D)	29	21	5	3	—	—	—	—	—	—
<b>81</b>	<b>Other services (except public administration)</b> .....	<b>626</b>	<b>2 277</b>	<b>9 842</b>	<b>117</b>	<b>78</b>	<b>27</b>	<b>9</b>	<b>2</b>	—	<b>1</b>	—	—	—
811	Repair & maintenance .....	114	519	2 112	33	26	5	2	—	—	—	—	—	—
813	Religious, grantmaking, civic, prof & like organizations .....	441	1 426	6 090	68	42	17	6	2	—	1	—	—	—
8131	Religious organizations .....	240	893	3 835	31	21	7	2	—	—	1	—	—	—
81311	Religious organizations .....	240	893	3 835	31	21	7	2	—	—	1	—	—	—
813110	Religious organizations .....	240	893	3 835	31	21	7	2	—	—	1	—	—	—
8134	Civic & social organizations .....	106	169	763	23	13	8	2	—	—	—	—	—	—
81341	Civic & social organizations .....	106	169	763	23	13	8	2	—	—	—	—	—	—
813410	Civic & social organizations .....	106	169	763	23	13	8	2	—	—	—	—	—	—
<b>99</b>	<b>Unclassified establishments</b> .....	<b>6</b>	<b>2</b>	<b>52</b>	<b>5</b>	<b>4</b>	<b>1</b>	—	—	—	—	—	—	—
<b>MOWER</b>														
	<b>Total</b> .....	<b>14 914</b>	<b>92 904</b>	<b>456 750</b>	<b>992</b>	<b>532</b>	<b>227</b>	<b>127</b>	<b>65</b>	<b>23</b>	<b>14</b>	—	<b>2</b>	<b>2</b>
<b>11</b>	<b>Forestry, fishing, hunting, and agriculture support</b> .....	<b>(B)</b>	<b>(D)</b>	<b>(D)</b>	<b>6</b>	<b>4</b>	—	<b>1</b>	—	<b>1</b>	—	—	—	—
<b>21</b>	<b>Mining</b> .....	<b>(B)</b>	<b>(D)</b>	<b>(D)</b>	<b>3</b>	<b>1</b>	<b>1</b>	<b>1</b>	—	—	—	—	—	—
<b>22</b>	<b>Utilities</b> .....	<b>(A)</b>	<b>(D)</b>	<b>(D)</b>	<b>1</b>	<b>1</b>	—	—	—	—	—	—	—	—

See footnotes at end of table.

**Table 6. Counties—Employees, Payroll, and Establishments by Industry: 2003—Con.**

[Excludes most government employees, railroad employees, and self-employed persons. Size class 1 to 4 includes establishments with payroll, but no employees, during mid-March pay period. (D) denotes figures withheld to avoid disclosing data for individual companies; the data are included in broader industry totals. Detailed industries with 100 or more employees are shown if industry was not a (D). For explanation of terms, abbreviations, and data reliability/comparability, see introductory text]

NAICS code	Industry	Number of employees for week including March 12	Payroll (\$1,000)		Total number of establishments	Number of establishments by employment-size class								
			First quarter	Annual		1 to 4	5 to 9	10 to 19	20 to 49	50 to 99	100 to 249	250 to 499	500 to 999	1,000 or more
<b>MOWER—Con.</b>														
<b>23</b>	<b>Construction</b> .....	<b>634</b>	<b>4 091</b>	<b>18 364</b>	<b>115</b>	<b>75</b>	<b>21</b>	<b>12</b>	<b>6</b>	<b>1</b>	—	—	—	—
236	Construction of Buildings .....	119	864	4 015	26	18	4	2	2	—	—	—	—	—
237	Heavy and Civil Engineering Construction .....	110	252	1 561	9	6	1	1	—	1	—	—	—	—
238	Specialty Trade Contractors .....	405	2 975	12 788	80	51	16	9	4	—	—	—	—	—
2381	Foundation, Structure, and Building Exterior Contractors .....	154	824	3 921	31	20	6	3	2	—	—	—	—	—
2382	Building Equipment Contractors .....	228	2 055	8 271	34	18	8	6	2	—	—	—	—	—
23822	Plumbing, Heating, and Air-Conditioning Contractors .....	136	1 082	4 254	21	10	7	3	1	—	—	—	—	—
238220	Plumbing, Heating, and Air-Conditioning Contractors .....	136	1 082	4 254	21	10	7	3	1	—	—	—	—	—
<b>31-33</b>	<b>Manufacturing</b> .....	<b>4 396</b>	<b>27 063</b>	<b>176 701</b>	<b>33</b>	<b>11</b>	<b>6</b>	<b>2</b>	<b>7</b>	<b>3</b>	<b>2</b>	—	—	<b>2</b>
311	Food mfg .....	(H)	(D)	(D)	8	2	—	1	2	—	1	—	—	2
3116	Animal slaughtering & processing .....	(H)	(D)	(D)	3	1	—	—	—	—	—	—	—	2
31161	Animal slaughtering & processing .....	(H)	(D)	(D)	3	1	—	—	—	—	—	—	—	2
3119	Other food mfg .....	(C)	(D)	(D)	1	—	—	—	—	—	1	—	—	—
31199	All other food mfg .....	(C)	(D)	(D)	1	—	—	—	—	—	1	—	—	—
322	Paper mfg .....	(C)	(D)	(D)	1	—	—	—	—	—	1	—	—	—
3222	Converted paper product mfg .....	(C)	(D)	(D)	1	—	—	—	—	—	1	—	—	—
32221	Paperboard container mfg .....	(C)	(D)	(D)	1	—	—	—	—	—	1	—	—	—
323	Printing & related support activities .....	101	742	3 003	3	—	1	—	1	1	—	—	—	—
3231	Printing & related support activities .....	101	742	3 003	3	—	1	—	1	1	—	—	—	—
32311	Printing .....	101	742	3 003	3	—	1	—	1	1	—	—	—	—
<b>42</b>	<b>Wholesale trade</b> .....	<b>274</b>	<b>2 254</b>	<b>9 915</b>	<b>36</b>	<b>16</b>	<b>13</b>	<b>5</b>	<b>1</b>	<b>1</b>	—	—	—	—
423	Merchant Wholesalers, Durable Goods .....	(C)	(D)	(D)	18	8	6	3	1	—	—	—	—	—
424	Merchant Wholesalers, Nondurable Goods .....	144	1 385	6 321	17	8	7	1	—	1	—	—	—	—
<b>44-45</b>	<b>Retail trade</b> .....	<b>2 094</b>	<b>8 196</b>	<b>34 078</b>	<b>181</b>	<b>80</b>	<b>56</b>	<b>28</b>	<b>10</b>	<b>3</b>	<b>4</b>	—	—	—
441	Motor vehicle & parts dealers .....	254	1 716	7 292	24	8	6	6	4	—	—	—	—	—
4411	Automobile dealers .....	163	1 100	4 687	13	5	1	4	3	—	—	—	—	—
44111	New car dealers .....	116	787	3 453	5	1	—	1	3	—	—	—	—	—
441110	New car dealers .....	116	787	3 453	5	1	—	1	3	—	—	—	—	—
445	Food & beverage stores .....	620	2 042	8 517	32	12	12	4	1	1	2	—	—	—
4451	Grocery stores .....	519	1 737	7 256	16	4	5	4	—	1	2	—	—	—
44511	Grocery (except convenience) stores .....	492	1 675	6 964	12	3	2	4	—	1	2	—	—	—
445110	Grocery (except convenience) stores .....	492	1 675	6 964	12	3	2	4	—	1	2	—	—	—
447	Gasoline stations .....	326	882	3 808	23	4	10	8	—	—	1	—	—	—
4471	Gasoline stations .....	326	882	3 808	23	4	10	8	—	—	1	—	—	—
44711	Gasoline stations with convenience stores .....	(E)	(D)	(D)	22	3	10	8	—	—	1	—	—	—
452	General merchandise stores .....	(E)	(D)	(D)	5	—	1	—	1	2	1	—	—	—
4521	Department stores .....	304	1 077	4 421	3	—	—	—	—	2	1	—	—	—
45211	Department stores .....	304	1 077	4 421	3	—	—	—	—	2	1	—	—	—
452112	Discount Department Stores .....	304	1 077	4 421	3	—	—	—	—	2	1	—	—	—
453	Miscellaneous store retailers .....	112	313	1 285	23	16	4	2	1	—	—	—	—	—
<b>48-49</b>	<b>Transportation &amp; warehousing</b> .....	<b>364</b>	<b>1 932</b>	<b>8 694</b>	<b>48</b>	<b>31</b>	<b>8</b>	<b>5</b>	<b>3</b>	<b>1</b>	—	—	—	—
484	Truck transportation .....	224	1 477	7 007	29	20	4	3	1	1	—	—	—	—
4841	General freight trucking .....	151	989	4 576	17	12	2	2	—	1	—	—	—	—
48412	General freight trucking, long-distance .....	145	968	4 310	12	7	2	2	—	1	—	—	—	—
484121	General freight trucking, long-distance, TL .....	145	968	4 310	12	7	2	2	—	1	—	—	—	—
<b>51</b>	<b>Information</b> .....	<b>197</b>	<b>1 284</b>	<b>5 273</b>	<b>19</b>	<b>7</b>	<b>7</b>	<b>3</b>	<b>1</b>	<b>1</b>	—	—	—	—
<b>52</b>	<b>Finance &amp; insurance</b> .....	<b>418</b>	<b>3 403</b>	<b>13 727</b>	<b>71</b>	<b>48</b>	<b>11</b>	<b>7</b>	<b>5</b>	—	—	—	—	—
522	Credit intermediation & related activities .....	317	2 650	10 555	32	14	7	6	5	—	—	—	—	—
5221	Depository credit intermediation .....	264	2 199	8 578	25	8	7	6	4	—	—	—	—	—
52211	Commercial banking .....	195	1 674	6 532	18	6	4	5	3	—	—	—	—	—
522110	Commercial banking .....	195	1 674	6 532	18	6	4	5	3	—	—	—	—	—
<b>53</b>	<b>Real estate &amp; rental &amp; leasing</b> .....	<b>179</b>	<b>1 718</b>	<b>7 703</b>	<b>15</b>	<b>9</b>	<b>4</b>	<b>1</b>	—	—	<b>1</b>	—	—	—
533	Lessors of other nonfinancial intangible asset .....	(C)	(D)	(D)	1	—	—	—	—	—	1	—	—	—
5331	Lessors of other nonfinancial intangible asset .....	(C)	(D)	(D)	1	—	—	—	—	—	1	—	—	—
53311	Lessors of other nonfinancial intangible asset .....	(C)	(D)	(D)	1	—	—	—	—	—	1	—	—	—
<b>54</b>	<b>Professional, scientific &amp; technical services</b> .....	<b>273</b>	<b>2 849</b>	<b>12 817</b>	<b>48</b>	<b>32</b>	<b>9</b>	<b>5</b>	<b>1</b>	<b>1</b>	—	—	—	—
541	Professional, scientific & technical services .....	273	2 849	12 817	48	32	9	5	1	1	—	—	—	—
5412	Accounting, tax prep, bookkeep, payroll services .....	125	866	3 323	10	4	3	1	1	1	—	—	—	—
54121	Accounting, tax prep, bookkeep, payroll services .....	125	866	3 323	10	4	3	1	1	1	—	—	—	—
<b>55</b>	<b>Management of companies &amp; enterprises</b> .....	<b>(F)</b>	<b>(D)</b>	<b>(D)</b>	<b>4</b>	<b>1</b>	<b>1</b>	—	<b>1</b>	—	—	—	<b>1</b>	—
551	Management of companies & enterprises .....	(F)	(D)	(D)	4	1	1	—	1	—	—	—	1	—
5511	Management of companies & enterprises .....	(F)	(D)	(D)	4	1	1	—	1	—	—	—	1	—
55111	Management of companies & enterprises .....	(F)	(D)	(D)	4	1	1	—	1	—	—	—	1	—

See footnotes at end of table.

**Table 6. Counties—Employees, Payroll, and Establishments by Industry: 2003—Con.**

[Excludes most government employees, railroad employees, and self-employed persons. Size class 1 to 4 includes establishments with payroll, but no employees, during mid-March pay period. (D) denotes figures withheld to avoid disclosing data for individual companies; the data are included in broader industry totals. Detailed industries with 100 or more employees are shown if industry was not a (D). For explanation of terms, abbreviations, and data reliability/comparability, see introductory text]

NAICS code	Industry	Number of employees for week including March 12	Payroll (\$1,000)		Total number of establishments	Number of establishments by employment-size class								
			First quarter	Annual		1 to 4	5 to 9	10 to 19	20 to 49	50 to 99	100 to 249	250 to 499	500 to 999	1,000 or more
<b>MOWER—Con.</b>														
<b>56</b>	<b>Admin, support, waste mgt, remediation services</b>	<b>641</b>	<b>4 118</b>	<b>18 260</b>	<b>40</b>	<b>26</b>	<b>7</b>	<b>—</b>	<b>3</b>	<b>2</b>	<b>2</b>	<b>—</b>	<b>—</b>	<b>—</b>
561	Administrative & support services	(F)	(D)	(D)	35	23	6	—	3	2	1	—	—	—
5611	Office administrative services	(C)	(D)	(D)	5	3	—	—	—	1	1	—	—	—
56111	Office administrative services	(C)	(D)	(D)	5	3	—	—	—	1	1	—	—	—
562	Waste management & remediation services	(C)	(D)	(D)	5	3	1	—	—	—	1	—	—	—
5629	Remediation & oth waste management services	(C)	(D)	(D)	2	1	—	—	—	—	1	—	—	—
56299	All other waste management services	(C)	(D)	(D)	1	—	—	—	—	—	1	—	—	—
<b>61</b>	<b>Educational services</b>	<b>(B)</b>	<b>(D)</b>	<b>(D)</b>	<b>5</b>	<b>3</b>	<b>—</b>	<b>1</b>	<b>—</b>	<b>1</b>	<b>—</b>	<b>—</b>	<b>—</b>	<b>—</b>
<b>62</b>	<b>Health care and social assistance</b>	<b>2 410</b>	<b>16 445</b>	<b>65 183</b>	<b>108</b>	<b>40</b>	<b>32</b>	<b>22</b>	<b>7</b>	<b>3</b>	<b>3</b>	<b>—</b>	<b>1</b>	<b>—</b>
621	Ambulatory health care services	249	1 822	7 978	45	25	13	7	—	—	—	—	—	—
622	Hospitals	(F)	(D)	(D)	1	—	—	—	—	—	—	—	1	—
6221	General medical & surgical hospitals	(F)	(D)	(D)	1	—	—	—	—	—	—	—	1	—
62211	General medical & surgical hospitals	(F)	(D)	(D)	1	—	—	—	—	—	—	—	1	—
623	Nursing & residential care facilities	926	4 319	17 408	36	—	17	10	4	3	2	—	—	—
6231	Nursing care facilities	468	2 224	9 413	4	—	—	—	—	2	2	—	—	—
62311	Nursing care facilities	468	2 224	9 413	4	—	—	—	—	2	2	—	—	—
623110	Nursing care facilities	468	2 224	9 413	4	—	—	—	—	2	2	—	—	—
6232	Residential mental retardation, health facil	343	1 674	6 293	27	—	16	9	1	1	—	—	—	—
62321	Residential mental retardation facilities	214	1 019	3 629	21	—	12	8	1	—	—	—	—	—
623210	Residential mental retardation facilities	214	1 019	3 629	21	—	12	8	1	—	—	—	—	—
62322	Residential mental health, subst abuse facil	129	655	2 664	6	—	4	1	—	1	—	—	—	—
623220	Residential mental health, subst abuse facil	129	655	2 664	6	—	4	1	—	1	—	—	—	—
624	Social assistance	(E)	(D)	(D)	26	15	2	5	3	—	1	—	—	—
6241	Individual & family services	(C)	(D)	(D)	12	6	1	3	2	—	—	—	—	—
6243	Vocational rehabilitation services	(C)	(D)	(D)	3	—	—	1	1	—	1	—	—	—
62431	Vocational rehabilitation services	(C)	(D)	(D)	3	—	—	1	1	—	1	—	—	—
<b>71</b>	<b>Arts, entertainment &amp; recreation</b>	<b>100</b>	<b>307</b>	<b>1 634</b>	<b>14</b>	<b>9</b>	<b>3</b>	<b>—</b>	<b>2</b>	<b>—</b>	<b>—</b>	<b>—</b>	<b>—</b>	<b>—</b>
<b>72</b>	<b>Accommodation &amp; food services</b>	<b>1 226</b>	<b>2 505</b>	<b>10 617</b>	<b>85</b>	<b>32</b>	<b>17</b>	<b>17</b>	<b>13</b>	<b>5</b>	<b>1</b>	<b>—</b>	<b>—</b>	<b>—</b>
721	Accommodation	130	381	1 595	9	6	—	2	—	1	—	—	—	—
7211	Traveler accommodation	(C)	(D)	(D)	7	4	—	2	—	1	—	—	—	—
72111	Hotels (exc casino hotels) & motels	(C)	(D)	(D)	7	4	—	2	—	1	—	—	—	—
722	Food services & drinking places	1 096	2 124	9 022	76	26	17	15	13	4	1	—	—	—
7221	Full-service restaurants	583	1 234	5 256	28	7	5	3	10	3	—	—	—	—
72211	Full-service restaurants	583	1 234	5 256	28	7	5	3	10	3	—	—	—	—
722110	Full-service restaurants	583	1 234	5 256	28	7	5	3	10	3	—	—	—	—
7222	Limited-service eating places	376	660	2 755	23	7	3	8	3	1	1	—	—	—
72221	Limited-service eating places	376	660	2 755	23	7	3	8	3	1	1	—	—	—
722211	Limited-service restaurants	327	542	2 209	18	4	3	7	2	1	1	—	—	—
7224	Drinking places (alcoholic beverages)	115	161	655	20	8	9	3	—	—	—	—	—	—
72241	Drinking places (alcoholic beverages)	115	161	655	20	8	9	3	—	—	—	—	—	—
722410	Drinking places (alcoholic beverages)	115	161	655	20	8	9	3	—	—	—	—	—	—
<b>81</b>	<b>Other services (except public administration)</b>	<b>866</b>	<b>2 597</b>	<b>10 621</b>	<b>153</b>	<b>100</b>	<b>30</b>	<b>17</b>	<b>5</b>	<b>—</b>	<b>1</b>	<b>—</b>	<b>—</b>	<b>—</b>
811	Repair & maintenance	217	1 017	4 103	52	39	7	4	2	—	—	—	—	—
8111	Automotive repair & maintenance	150	689	2 615	37	29	4	2	2	—	—	—	—	—
812	Personal & laundry services	140	469	2 018	32	20	9	3	—	—	—	—	—	—
813	Religious, grantmaking, civic, prof & like organizations	509	1 111	4 500	69	41	14	10	3	—	1	—	—	—
8131	Religious organizations	243	628	2 552	44	28	8	7	1	—	—	—	—	—
81311	Religious organizations	243	628	2 552	44	28	8	7	1	—	—	—	—	—
813110	Religious organizations	243	628	2 552	44	28	8	7	1	—	—	—	—	—
8134	Civic & social organizations	215	344	1 343	16	8	3	3	1	—	1	—	—	—
81341	Civic & social organizations	215	344	1 343	16	8	3	3	1	—	1	—	—	—
813410	Civic & social organizations	215	344	1 343	16	8	3	3	1	—	1	—	—	—
<b>99</b>	<b>Unclassified establishments</b>	<b>(A)</b>	<b>(D)</b>	<b>(D)</b>	<b>7</b>	<b>6</b>	<b>1</b>	<b>—</b>	<b>—</b>	<b>—</b>	<b>—</b>	<b>—</b>	<b>—</b>	<b>—</b>
<b>MURRAY</b>														
	<b>Total</b>	<b>2 038</b>	<b>9 451</b>	<b>43 890</b>	<b>318</b>	<b>195</b>	<b>69</b>	<b>32</b>	<b>18</b>	<b>4</b>	<b>—</b>	<b>—</b>	<b>—</b>	<b>—</b>
<b>11</b>	<b>Forestry, fishing, hunting, and agriculture support</b>	<b>(A)</b>	<b>(D)</b>	<b>(D)</b>	<b>3</b>	<b>3</b>	<b>—</b>	<b>—</b>	<b>—</b>	<b>—</b>	<b>—</b>	<b>—</b>	<b>—</b>	<b>—</b>
<b>21</b>	<b>Mining</b>	<b>(A)</b>	<b>(D)</b>	<b>(D)</b>	<b>4</b>	<b>3</b>	<b>1</b>	<b>—</b>	<b>—</b>	<b>—</b>	<b>—</b>	<b>—</b>	<b>—</b>	<b>—</b>
<b>22</b>	<b>Utilities</b>	<b>(A)</b>	<b>(D)</b>	<b>(D)</b>	<b>2</b>	<b>1</b>	<b>1</b>	<b>—</b>	<b>—</b>	<b>—</b>	<b>—</b>	<b>—</b>	<b>—</b>	<b>—</b>
<b>23</b>	<b>Construction</b>	<b>199</b>	<b>1 021</b>	<b>6 817</b>	<b>52</b>	<b>34</b>	<b>15</b>	<b>1</b>	<b>2</b>	<b>—</b>	<b>—</b>	<b>—</b>	<b>—</b>	<b>—</b>
<b>31-33</b>	<b>Manufacturing</b>	<b>144</b>	<b>1 023</b>	<b>4 545</b>	<b>10</b>	<b>4</b>	<b>2</b>	<b>2</b>	<b>1</b>	<b>1</b>	<b>—</b>	<b>—</b>	<b>—</b>	<b>—</b>
<b>42</b>	<b>Wholesale trade</b>	<b>131</b>	<b>794</b>	<b>3 623</b>	<b>16</b>	<b>4</b>	<b>8</b>	<b>3</b>	<b>1</b>	<b>—</b>	<b>—</b>	<b>—</b>	<b>—</b>	<b>—</b>
<b>44-45</b>	<b>Retail trade</b>	<b>307</b>	<b>1 213</b>	<b>5 013</b>	<b>46</b>	<b>23</b>	<b>12</b>	<b>9</b>	<b>2</b>	<b>—</b>	<b>—</b>	<b>—</b>	<b>—</b>	<b>—</b>
<b>48-49</b>	<b>Transportation &amp; warehousing</b>	<b>142</b>	<b>767</b>	<b>3 314</b>	<b>30</b>	<b>22</b>	<b>4</b>	<b>1</b>	<b>3</b>	<b>—</b>	<b>—</b>	<b>—</b>	<b>—</b>	<b>—</b>
<b>51</b>	<b>Information</b>	<b>40</b>	<b>150</b>	<b>667</b>	<b>6</b>	<b>4</b>	<b>1</b>	<b>—</b>	<b>1</b>	<b>—</b>	<b>—</b>	<b>—</b>	<b>—</b>	<b>—</b>
<b>52</b>	<b>Finance &amp; insurance</b>	<b>125</b>	<b>937</b>	<b>3 862</b>	<b>20</b>	<b>12</b>	<b>3</b>	<b>3</b>	<b>2</b>	<b>—</b>	<b>—</b>	<b>—</b>	<b>—</b>	<b>—</b>
<b>53</b>	<b>Real estate &amp; rental &amp; leasing</b>	<b>(B)</b>	<b>(D)</b>	<b>(D)</b>	<b>7</b>	<b>5</b>	<b>—</b>	<b>2</b>	<b>—</b>	<b>—</b>	<b>—</b>	<b>—</b>	<b>—</b>	<b>—</b>

See footnotes at end of table.

**Table 6. Counties—Employees, Payroll, and Establishments by Industry: 2003—Con.**

[Excludes most government employees, railroad employees, and self-employed persons. Size class 1 to 4 includes establishments with payroll, but no employees, during mid-March pay period. (D) denotes figures withheld to avoid disclosing data for individual companies; the data are included in broader industry totals. Detailed industries with 100 or more employees are shown if industry was not a (D). For explanation of terms, abbreviations, and data reliability/comparability, see introductory text]

NAICS code	Industry	Number of employees for week including March 12	Payroll (\$1,000)		Total number of establishments	Number of establishments by employment-size class								
			First quarter	Annual		1 to 4	5 to 9	10 to 19	20 to 49	50 to 99	100 to 249	250 to 499	500 to 999	1,000 or more
<b>MURRAY—Con.</b>														
54	<b>Professional, scientific &amp; technical services</b> .....	89	639	2 479	18	12	5	—	1	—	—	—	—	—
55	<b>Management of companies &amp; enterprises</b> .	(B)	(D)	(D)	1	—	—	—	1	—	—	—	—	—
56	<b>Admin, support, waste mgt, remediation services</b> .....	35	130	658	7	5	1	1	—	—	—	—	—	—
62	<b>Health care and social assistance</b> . . . . .	416	1 749	7 524	18	7	3	3	2	3	—	—	—	—
623	Nursing & residential care facilities . . . . .	216	984	4 159	7	3	1	—	1	2	—	—	—	—
71	<b>Arts, entertainment &amp; recreation</b> . . . . .	(A)	(D)	(D)	8	8	—	—	—	—	—	—	—	—
72	<b>Accommodation &amp; food services</b> . . . . .	148	219	1 063	21	11	3	5	2	—	—	—	—	—
722	Food services & drinking places . . . . .	(C)	(D)	(D)	19	9	3	5	2	—	—	—	—	—
7221	Full-service restaurants . . . . .	100	154	714	11	4	2	4	1	—	—	—	—	—
72211	Full-service restaurants . . . . .	100	154	714	11	4	2	4	1	—	—	—	—	—
722110	Full-service restaurants . . . . .	100	154	714	11	4	2	4	1	—	—	—	—	—
81	<b>Other services (except public administration)</b> . . . . .	155	433	1 816	48	36	10	2	—	—	—	—	—	—
813	Religious, grantmaking, civic, prof & like organizations . . . . .	122	247	1 076	30	21	7	2	—	—	—	—	—	—
8131	Religious organizations . . . . .	100	223	984	23	16	5	2	—	—	—	—	—	—
81311	Religious organizations . . . . .	100	223	984	23	16	5	2	—	—	—	—	—	—
813110	Religious organizations . . . . .	100	223	984	23	16	5	2	—	—	—	—	—	—
99	<b>Unclassified establishments</b> . . . . .	(A)	(D)	(D)	1	1	—	—	—	—	—	—	—	—
<b>NICOLLET</b>														
	<b>Total</b> . . . . .	11 938	76 926	311 939	612	299	131	89	52	17	17	4	2	1
11	<b>Forestry, fishing, hunting, and agriculture support</b> . . . . .	(A)	(D)	(D)	1	—	1	—	—	—	—	—	—	—
22	<b>Utilities</b> . . . . .	(A)	(D)	(D)	1	—	1	—	—	—	—	—	—	—
23	<b>Construction</b> . . . . .	312	2 039	9 131	74	55	9	7	3	—	—	—	—	—
236	Construction of Buildings . . . . .	136	825	2 768	29	20	5	3	1	—	—	—	—	—
2361	Residential Building Construction . . . . .	118	729	2 561	26	18	5	2	1	—	—	—	—	—
23611	Residential Building Construction . . . . .	118	729	2 561	26	18	5	2	1	—	—	—	—	—
238	Specialty Trade Contractors . . . . .	134	692	3 657	40	33	3	3	1	—	—	—	—	—
31-33	<b>Manufacturing</b> . . . . .	4 498	30 300	116 056	41	11	5	6	3	3	9	3	—	1
312	Beverage & tobacco product mfg . . . . .	(C)	(D)	(D)	1	—	—	—	—	—	1	—	—	—
3121	Beverage mfg . . . . .	(C)	(D)	(D)	1	—	—	—	—	—	1	—	—	—
31211	Soft drink & ice mfg . . . . .	(C)	(D)	(D)	1	—	—	—	—	—	1	—	—	—
322	Paper mfg . . . . .	(C)	(D)	(D)	1	—	—	—	—	—	1	—	—	—
3222	Converted paper product mfg . . . . .	(C)	(D)	(D)	1	—	—	—	—	—	1	—	—	—
32223	Stationery product mfg . . . . .	(C)	(D)	(D)	1	—	—	—	—	—	1	—	—	—
323	Printing & related support activities . . . . .	(H)	(D)	(D)	9	—	—	1	1	—	4	2	—	1
3231	Printing & related support activities . . . . .	(H)	(D)	(D)	9	—	—	1	1	—	4	2	—	1
32311	Printing . . . . .	(H)	(D)	(D)	9	—	—	1	1	—	4	2	—	1
332	Fabricated metal product mfg . . . . .	(C)	(D)	(D)	5	3	—	1	—	1	—	—	—	—
335	Electrical equip, appliance & component mfg . . . . .	(E)	(D)	(D)	1	—	—	—	—	—	—	1	—	—
3353	Electrical equipment mfg . . . . .	(E)	(D)	(D)	1	—	—	—	—	—	—	1	—	—
33531	Electrical equipment mfg . . . . .	(E)	(D)	(D)	1	—	—	—	—	—	—	1	—	—
336	Transportation equipment mfg . . . . .	483	3 774	14 995	3	—	—	—	—	—	3	—	—	—
3363	Motor vehicle parts mfg . . . . .	(E)	(D)	(D)	2	—	—	—	—	—	2	—	—	—
33632	MV electrical & electronic equipment mfg . . . . .	(C)	(D)	(D)	1	—	—	—	—	—	1	—	—	—
33634	Motor vehicle brake system mfg . . . . .	(C)	(D)	(D)	1	—	—	—	—	—	1	—	—	—
3366	Ship & boat building . . . . .	(C)	(D)	(D)	1	—	—	—	—	—	1	—	—	—
33661	Ship & boat building . . . . .	(C)	(D)	(D)	1	—	—	—	—	—	1	—	—	—
42	<b>Wholesale trade</b> . . . . .	344	2 868	13 451	34	16	9	3	5	—	1	—	—	—
423	Merchant Wholesalers, Durable Goods . . . . .	(C)	(D)	(D)	16	6	6	1	3	—	—	—	—	—
424	Merchant Wholesalers, Nondurable Goods . . . . .	209	1 702	8 329	16	8	3	2	2	—	1	—	—	—
4245	Farm Product Raw Material Merchant Wholesalers . . . . .	128	1 019	4 844	8	4	2	1	—	—	1	—	—	—
42451	Grain and Field Bean Merchant Wholesalers . . . . .	(C)	(D)	(D)	3	—	1	1	—	—	1	—	—	—
44-45	<b>Retail trade</b> . . . . .	908	3 992	18 307	81	30	21	18	10	2	—	—	—	—
441	Motor vehicle & parts dealers . . . . .	129	1 101	5 048	14	6	3	2	3	—	—	—	—	—
444	Bldg material & garden equip & supp dealers . . . . .	143	852	4 585	13	6	3	1	3	—	—	—	—	—
4441	Building material & supplies dealers . . . . .	(C)	(D)	(D)	7	2	1	1	3	—	—	—	—	—
445	Food & beverage stores . . . . .	275	884	3 949	14	6	1	3	3	1	—	—	—	—
4451	Grocery stores . . . . .	201	575	2 522	6	2	—	1	2	1	—	—	—	—
44511	Grocery (except convenience) stores . . . . .	201	575	2 522	6	2	—	1	2	1	—	—	—	—
445110	Grocery (except convenience) stores . . . . .	201	575	2 522	6	2	—	1	2	1	—	—	—	—
447	Gasoline stations . . . . .	181	453	1 759	12	—	5	6	—	1	—	—	—	—
4471	Gasoline stations . . . . .	181	453	1 759	12	—	5	6	—	1	—	—	—	—
44711	Gasoline stations with convenience stores . . . . .	181	453	1 759	12	—	5	6	—	1	—	—	—	—
447110	Gasoline stations with convenience stores . . . . .	181	453	1 759	12	—	5	6	—	1	—	—	—	—

See footnotes at end of table.

**Table 6. Counties—Employees, Payroll, and Establishments by Industry: 2003—Con.**

[Excludes most government employees, railroad employees, and self-employed persons. Size class 1 to 4 includes establishments with payroll, but no employees, during mid-March pay period. (D) denotes figures withheld to avoid disclosing data for individual companies; the data are included in broader industry totals. Detailed industries with 100 or more employees are shown if industry was not a (D). For explanation of terms, abbreviations, and data reliability/comparability, see introductory text]

NAICS code	Industry	Number of employees for week including March 12	Payroll (\$1,000)		Total number of establishments	Number of establishments by employment-size class								
			First quarter	Annual		1 to 4	5 to 9	10 to 19	20 to 49	50 to 99	100 to 249	250 to 499	500 to 999	1,000 or more
<b>NICOLLET—Con.</b>														
<b>48-49</b>	<b>Transportation &amp; warehousing</b> .....	<b>252</b>	<b>1 754</b>	<b>6 552</b>	<b>23</b>	<b>15</b>	<b>3</b>	<b>1</b>	<b>2</b>	<b>2</b>	—	—	—	—
492	Couriers & messengers .....	(C)	(D)	(D)	2	—	—	—	1	1	—	—	—	—
4921	Couriers .....	(C)	(D)	(D)	2	—	—	—	1	1	—	—	—	—
49211	Couriers .....	(C)	(D)	(D)	2	—	—	—	1	1	—	—	—	—
<b>51</b>	<b>Information</b> .....	<b>237</b>	<b>1 542</b>	<b>6 492</b>	<b>15</b>	<b>3</b>	<b>5</b>	<b>4</b>	<b>1</b>	<b>2</b>	—	—	—	—
<b>52</b>	<b>Finance &amp; insurance</b> .....	<b>254</b>	<b>1 844</b>	<b>8 965</b>	<b>54</b>	<b>40</b>	<b>6</b>	<b>5</b>	<b>3</b>	—	—	—	—	—
522	Credit intermediation & related activities .....	176	1 344	6 433	13	2	3	5	3	—	—	—	—	—
5221	Depository credit intermediation .....	(C)	(D)	(D)	11	2	3	3	3	—	—	—	—	—
52211	Commercial banking .....	136	1 056	4 629	8	1	1	3	3	—	—	—	—	—
522110	Commercial banking .....	136	1 056	4 629	8	1	1	3	3	—	—	—	—	—
<b>53</b>	<b>Real estate &amp; rental &amp; leasing</b> .....	<b>172</b>	<b>485</b>	<b>2 011</b>	<b>22</b>	<b>17</b>	<b>2</b>	<b>2</b>	—	—	<b>1</b>	—	—	—
531	Real estate .....	124	255	1 035	15	13	1	—	—	—	1	—	—	—
5311	Lessors of real estate .....	(C)	(D)	(D)	10	9	—	—	—	—	1	—	—	—
53111	Lessors of residential buildings & dwellings .....	115	230	909	8	7	—	—	—	—	1	—	—	—
531110	Lessors of residential buildings & dwellings .....	115	230	909	8	7	—	—	—	—	1	—	—	—
<b>54</b>	<b>Professional, scientific &amp; technical services</b> .....	<b>254</b>	<b>2 167</b>	<b>9 891</b>	<b>41</b>	<b>25</b>	<b>9</b>	<b>6</b>	—	<b>1</b>	—	—	—	—
541	Professional, scientific & technical services .....	254	2 167	9 891	41	25	9	6	—	1	—	—	—	—
<b>55</b>	<b>Management of companies &amp; enterprises</b> .....	<b>(C)</b>	<b>(D)</b>	<b>(D)</b>	<b>1</b>	—	—	—	—	—	<b>1</b>	—	—	—
551	Management of companies & enterprises .....	(C)	(D)	(D)	1	—	—	—	—	—	1	—	—	—
5511	Management of companies & enterprises .....	(C)	(D)	(D)	1	—	—	—	—	—	1	—	—	—
55111	Management of companies & enterprises .....	(C)	(D)	(D)	1	—	—	—	—	—	1	—	—	—
<b>56</b>	<b>Admin, support, waste mgt, remediation services</b> .....	<b>402</b>	<b>2 068</b>	<b>8 913</b>	<b>24</b>	<b>10</b>	<b>9</b>	<b>1</b>	<b>1</b>	<b>1</b>	<b>2</b>	—	—	—
561	Administrative & support services .....	(E)	(D)	(D)	21	9	8	1	—	1	2	—	—	—
5613	Employment services .....	(C)	(D)	(D)	1	—	—	—	—	—	1	—	—	—
56132	Temporary help services .....	(C)	(D)	(D)	1	—	—	—	—	—	1	—	—	—
5614	Business support services .....	128	535	2 460	3	—	1	1	—	—	1	—	—	—
56142	Telephone call centers .....	(C)	(D)	(D)	1	—	—	—	—	—	1	—	—	—
<b>61</b>	<b>Educational services</b> .....	<b>(F)</b>	<b>(D)</b>	<b>(D)</b>	<b>7</b>	<b>2</b>	<b>2</b>	<b>1</b>	—	—	<b>1</b>	—	<b>1</b>	—
611	Educational services .....	(F)	(D)	(D)	7	2	2	1	—	—	1	—	1	—
6111	Elementary & secondary schools .....	(C)	(D)	(D)	3	—	1	1	—	—	1	—	—	—
61111	Elementary & secondary schools .....	(C)	(D)	(D)	3	—	1	1	—	—	1	—	—	—
6113	Colleges, universities & professional schools .....	(F)	(D)	(D)	1	—	—	—	—	—	—	—	1	—
61131	Colleges, universities & professional schools .....	(F)	(D)	(D)	1	—	—	—	—	—	—	—	1	—
<b>62</b>	<b>Health care and social assistance</b> .....	<b>1 706</b>	<b>12 592</b>	<b>50 827</b>	<b>59</b>	<b>21</b>	<b>13</b>	<b>11</b>	<b>8</b>	<b>3</b>	<b>1</b>	<b>1</b>	<b>1</b>	—
621	Ambulatory health care services .....	232	1 900	7 910	29	16	5	6	1	1	—	—	—	—
622	Hospitals .....	(F)	(D)	(D)	2	—	—	—	—	—	—	1	1	—
6221	General medical & surgical hospitals .....	(E)	(D)	(D)	1	—	—	—	—	—	—	—	1	—
62211	General medical & surgical hospitals .....	(E)	(D)	(D)	1	—	—	—	—	—	—	—	1	—
6222	Psychiatric & substance abuse hospitals .....	(F)	(D)	(D)	1	—	—	—	—	—	—	—	—	1
62221	Psychiatric & substance abuse hospitals .....	(F)	(D)	(D)	1	—	—	—	—	—	—	—	—	1
623	Nursing & residential care facilities .....	392	1 413	5 840	16	—	6	4	3	2	1	—	—	—
6231	Nursing care facilities .....	(C)	(D)	(D)	1	—	—	—	—	—	1	—	—	—
62311	Nursing care facilities .....	(C)	(D)	(D)	1	—	—	—	—	—	1	—	—	—
6232	Residential mental retardation, health facil .....	140	504	2 010	12	—	6	4	2	—	—	—	—	—
62321	Residential mental retardation facilities .....	140	504	2 010	12	—	6	4	2	—	—	—	—	—
623210	Residential mental retardation facilities .....	140	504	2 010	12	—	6	4	2	—	—	—	—	—
624	Social assistance .....	(C)	(D)	(D)	12	5	2	1	4	—	—	—	—	—
<b>71</b>	<b>Arts, entertainment &amp; recreation</b> .....	<b>91</b>	<b>505</b>	<b>2 309</b>	<b>10</b>	<b>2</b>	<b>7</b>	—	<b>1</b>	—	—	—	—	—
<b>72</b>	<b>Accommodation &amp; food services</b> .....	<b>809</b>	<b>1 780</b>	<b>7 610</b>	<b>44</b>	<b>9</b>	<b>7</b>	<b>14</b>	<b>11</b>	<b>3</b>	—	—	—	—
721	Accommodation .....	114	297	1 351	3	1	—	1	—	1	—	—	—	—
7211	Traveler accommodation .....	(C)	(D)	(D)	2	—	—	—	1	—	—	—	—	—
72111	Hotels (exc casino hotels) & motels .....	(C)	(D)	(D)	2	—	—	—	1	—	—	—	—	—
722	Food services & drinking places .....	695	1 483	6 259	41	8	7	13	11	2	—	—	—	—
7221	Full-service restaurants .....	335	785	3 446	16	3	2	5	4	2	—	—	—	—
72211	Full-service restaurants .....	335	785	3 446	16	3	2	5	4	2	—	—	—	—
722110	Full-service restaurants .....	335	785	3 446	16	3	2	5	4	2	—	—	—	—
7222	Limited-service eating places .....	300	591	2 375	16	1	3	5	7	—	—	—	—	—
72221	Limited-service eating places .....	300	591	2 375	16	1	3	5	7	—	—	—	—	—
722211	Limited-service restaurants .....	262	531	2 117	12	—	1	5	6	—	—	—	—	—
<b>81</b>	<b>Other services (except public administration)</b> .....	<b>604</b>	<b>2 946</b>	<b>11 831</b>	<b>79</b>	<b>42</b>	<b>22</b>	<b>10</b>	<b>4</b>	—	<b>1</b>	—	—	—
811	Repair & maintenance .....	117	662	2 764	33	23	8	2	—	—	—	—	—	—
8111	Automotive repair & maintenance .....	105	618	2 588	25	15	8	2	—	—	—	—	—	—
813	Religious, grantmaking, civic, prof & like organizations .....	416	2 175	8 674	35	15	9	6	4	—	1	—	—	—
8131	Religious organizations .....	210	669	2 770	19	6	5	5	3	—	—	—	—	—
81311	Religious organizations .....	210	669	2 770	19	6	5	5	3	—	—	—	—	—
813110	Religious organizations .....	210	669	2 770	19	6	5	5	3	—	—	—	—	—
8132	Grantmaking & giving services .....	(C)	(D)	(D)	2	1	—	—	—	—	1	—	—	—
81321	Grantmaking & giving services .....	(C)	(D)	(D)	2	1	—	—	—	—	1	—	—	—
<b>99</b>	<b>Unclassified establishments</b> .....	<b>(A)</b>	<b>(D)</b>	<b>(D)</b>	<b>1</b>	<b>1</b>	—	—	—	—	—	—	—	—

See footnotes at end of table.

**Table 6. Counties—Employees, Payroll, and Establishments by Industry: 2003—Con.**

[Excludes most government employees, railroad employees, and self-employed persons. Size class 1 to 4 includes establishments with payroll, but no employees, during mid-March pay period. (D) denotes figures withheld to avoid disclosing data for individual companies; the data are included in broader industry totals. Detailed industries with 100 or more employees are shown if industry was not a (D). For explanation of terms, abbreviations, and data reliability/comparability, see introductory text]

NAICS code	Industry	Number of employees for week including March 12	Payroll (\$1,000)		Total number of establishments	Number of establishments by employment-size class								
			First quarter	Annual		1 to 4	5 to 9	10 to 19	20 to 49	50 to 99	100 to 249	250 to 499	500 to 999	1,000 or more
<b>NOBLES</b>														
	<b>Total</b> .....	<b>8 750</b>	<b>45 875</b>	<b>192 044</b>	<b>664</b>	<b>367</b>	<b>136</b>	<b>95</b>	<b>43</b>	<b>10</b>	<b>9</b>	<b>3</b>	<b>-</b>	<b>1</b>
22	<b>Utilities</b> .....	(B)	(D)	(D)	3	1	1	1	-	-	-	-	-	-
23	<b>Construction</b> .....	191	1 064	7 135	79	64	13	2	-	-	-	-	-	-
238	Specialty Trade Contractors .....	113	627	3 522	48	39	9	-	-	-	-	-	-	-
31-33	<b>Manufacturing</b> .....	<b>2 525</b>	<b>18 026</b>	<b>73 574</b>	<b>28</b>	<b>12</b>	<b>4</b>	<b>5</b>	<b>2</b>	<b>2</b>	<b>2</b>	<b>-</b>	<b>-</b>	<b>1</b>
311	Food mfg .....	(G)	(D)	(D)	7	1	1	3	1	-	-	-	-	1
3116	Animal slaughtering & processing .....	(G)	(D)	(D)	3	1	-	1	-	-	-	-	-	1
31161	Animal slaughtering & processing .....	(G)	(D)	(D)	3	1	-	1	-	-	-	-	-	1
321	Wood product mfg .....	(C)	(D)	(D)	2	-	-	-	-	1	1	-	-	-
3219	Other wood product mfg .....	(C)	(D)	(D)	2	-	-	-	-	1	1	-	-	-
32199	All other wood product mfg .....	(C)	(D)	(D)	2	-	-	-	-	1	1	-	-	-
326	Plastics & rubber products mfg .....	230	2 074	7 970	3	-	-	1	1	-	1	-	-	-
3261	Plastics product mfg .....	230	2 074	7 970	3	-	-	1	1	-	1	-	-	-
32619	Other plastics product mfg .....	230	2 074	7 970	3	-	-	1	1	-	1	-	-	-
326199	All other plastics product mfg .....	230	2 074	7 970	3	-	-	1	1	-	1	-	-	-
42	<b>Wholesale trade</b> .....	<b>707</b>	<b>3 225</b>	<b>13 598</b>	<b>34</b>	<b>12</b>	<b>8</b>	<b>7</b>	<b>5</b>	<b>1</b>	<b>-</b>	<b>1</b>	<b>-</b>	<b>-</b>
423	Merchant Wholesalers, Durable Goods .....	178	1 045	4 553	19	7	5	3	4	-	-	-	-	-
4238	Machinery, Equipment, and Supplies Merchant Wholesalers .....	122	708	3 149	9	2	2	1	4	-	-	-	-	-
424	Merchant Wholesalers, Nondurable Goods .....	529	2 180	9 045	15	5	3	4	1	1	-	1	-	-
4244	Grocery and Related Product Wholesalers .....	(E)	(D)	(D)	2	-	-	-	-	1	-	1	-	-
42445	Confectionery Merchant Wholesalers .....	(E)	(D)	(D)	1	-	-	-	-	-	-	1	-	-
44-45	<b>Retail trade</b> .....	<b>1 539</b>	<b>6 145</b>	<b>26 359</b>	<b>134</b>	<b>57</b>	<b>42</b>	<b>22</b>	<b>8</b>	<b>2</b>	<b>2</b>	<b>1</b>	<b>-</b>	<b>-</b>
441	Motor vehicle & parts dealers .....	162	1 024	4 396	17	7	5	2	3	-	-	-	-	-
444	Bldg material & garden equip & supp dealers .....	143	796	3 583	22	9	6	7	-	-	-	-	-	-
445	Food & beverage stores .....	314	852	3 634	17	6	4	5	-	1	1	-	-	-
4451	Grocery stores .....	233	702	3 009	6	2	-	2	-	1	1	-	-	-
44511	Grocery (except convenience) stores .....	233	702	3 009	6	2	-	2	-	1	1	-	-	-
445110	Grocery (except convenience) stores .....	233	702	3 009	6	2	-	2	-	1	1	-	-	-
447	Gasoline stations .....	170	484	2 096	17	6	5	4	2	-	-	-	-	-
4471	Gasoline stations .....	170	484	2 096	17	6	5	4	2	-	-	-	-	-
44711	Gasoline stations with convenience stores .....	156	429	1 852	13	3	4	4	2	-	-	-	-	-
447110	Gasoline stations with convenience stores .....	156	429	1 852	13	3	4	4	2	-	-	-	-	-
448	Clothing & clothing accessories stores .....	123	350	1 378	19	8	9	1	1	-	-	-	-	-
452	General merchandise stores .....	(E)	(D)	(D)	4	1	1	-	-	-	1	1	-	-
4521	Department stores .....	(C)	(D)	(D)	1	-	-	-	-	-	1	-	-	-
45211	Department stores .....	(C)	(D)	(D)	1	-	-	-	-	-	1	-	-	-
4529	Other general merchandise stores .....	(E)	(D)	(D)	3	1	1	-	-	-	-	1	-	-
45291	Warehouse clubs & superstores .....	(E)	(D)	(D)	1	-	-	-	-	-	-	1	-	-
48-49	<b>Transportation &amp; warehousing</b> .....	<b>319</b>	<b>1 820</b>	<b>7 174</b>	<b>43</b>	<b>27</b>	<b>5</b>	<b>7</b>	<b>4</b>	<b>-</b>	<b>-</b>	<b>-</b>	<b>-</b>	<b>-</b>
484	Truck transportation .....	200	1 340	5 422	34	24	4	4	2	-	-	-	-	-
4841	General freight trucking .....	154	1 159	4 643	18	11	2	3	2	-	-	-	-	-
48412	General freight trucking, long-distance .....	(C)	(D)	(D)	15	10	2	1	2	-	-	-	-	-
484121	General freight trucking, long-distance, TL .....	124	1 038	3 963	14	9	2	1	2	-	-	-	-	-
51	<b>Information</b> .....	<b>146</b>	<b>870</b>	<b>3 356</b>	<b>11</b>	<b>5</b>	<b>2</b>	<b>3</b>	<b>-</b>	<b>1</b>	<b>-</b>	<b>-</b>	<b>-</b>	<b>-</b>
52	<b>Finance &amp; insurance</b> .....	<b>307</b>	<b>2 383</b>	<b>9 178</b>	<b>50</b>	<b>31</b>	<b>9</b>	<b>8</b>	<b>2</b>	<b>-</b>	<b>-</b>	<b>-</b>	<b>-</b>	<b>-</b>
522	Credit intermediation & related activities .....	218	1 896	7 260	18	3	6	7	2	-	-	-	-	-
5221	Depository credit intermediation .....	(C)	(D)	(D)	15	1	6	7	1	-	-	-	-	-
52211	Commercial banking .....	166	1 177	4 844	13	1	5	6	1	-	-	-	-	-
522110	Commercial banking .....	166	1 177	4 844	13	1	5	6	1	-	-	-	-	-
53	<b>Real estate &amp; rental &amp; leasing</b> .....	<b>85</b>	<b>247</b>	<b>1 123</b>	<b>30</b>	<b>27</b>	<b>-</b>	<b>2</b>	<b>1</b>	<b>-</b>	<b>-</b>	<b>-</b>	<b>-</b>	<b>-</b>
54	<b>Professional, scientific &amp; technical services</b> .....	<b>183</b>	<b>1 011</b>	<b>4 622</b>	<b>30</b>	<b>21</b>	<b>6</b>	<b>1</b>	<b>2</b>	<b>-</b>	<b>-</b>	<b>-</b>	<b>-</b>	<b>-</b>
541	Professional, scientific & technical services .....	183	1 011	4 622	30	21	6	1	2	-	-	-	-	-
55	<b>Management of companies &amp; enterprises</b> .....	<b>(B)</b>	<b>(D)</b>	<b>(D)</b>	<b>1</b>	<b>-</b>	<b>-</b>	<b>-</b>	<b>1</b>	<b>-</b>	<b>-</b>	<b>-</b>	<b>-</b>	<b>-</b>
56	<b>Admin, support, waste mgt, remediation services</b> .....	<b>109</b>	<b>532</b>	<b>2 129</b>	<b>12</b>	<b>5</b>	<b>3</b>	<b>2</b>	<b>2</b>	<b>-</b>	<b>-</b>	<b>-</b>	<b>-</b>	<b>-</b>
61	<b>Educational services</b> .....	<b>(B)</b>	<b>(D)</b>	<b>(D)</b>	<b>6</b>	<b>4</b>	<b>-</b>	<b>2</b>	<b>-</b>	<b>-</b>	<b>-</b>	<b>-</b>	<b>-</b>	<b>-</b>

See footnotes at end of table.

**Table 6. Counties—Employees, Payroll, and Establishments by Industry: 2003—Con.**

[Excludes most government employees, railroad employees, and self-employed persons. Size class 1 to 4 includes establishments with payroll, but no employees, during mid-March pay period. (D) denotes figures withheld to avoid disclosing data for individual companies; the data are included in broader industry totals. Detailed industries with 100 or more employees are shown if industry was not a (D). For explanation of terms, abbreviations, and data reliability/comparability, see introductory text]

NAICS code	Industry	Number of employees for week including March 12	Payroll (\$1,000)		Total number of establishments	Number of establishments by employment-size class								
			First quarter	Annual		1 to 4	5 to 9	10 to 19	20 to 49	50 to 99	100 to 249	250 to 499	500 to 999	1,000 or more
<b>NOBLES—Con.</b>														
<b>62</b>	<b>Health care and social assistance</b> .....	<b>1 423</b>	<b>7 288</b>	<b>30 152</b>	<b>56</b>	<b>18</b>	<b>17</b>	<b>11</b>	<b>2</b>	<b>2</b>	<b>5</b>	<b>1</b>	—	—
621	Ambulatory health care services .....	240	2 569	10 721	21	8	8	4	—	—	1	—	—	—
6211	Offices of physicians .....	(C)	(D)	(D)	3	2	—	—	—	—	1	—	—	—
62111	Offices of physicians .....	(C)	(D)	(D)	3	2	—	—	—	—	1	—	—	—
622	Hospitals .....	(E)	(D)	(D)	1	—	—	—	—	—	—	1	—	—
6221	General medical & surgical hospitals .....	(E)	(D)	(D)	1	—	—	—	—	—	—	1	—	—
62211	General medical & surgical hospitals .....	(E)	(D)	(D)	1	—	—	—	—	—	—	1	—	—
623	Nursing & residential care facilities .....	456	1 711	6 642	21	6	7	4	1	1	2	—	—	—
6231	Nursing care facilities .....	(E)	(D)	(D)	3	—	—	—	—	1	2	—	—	—
62311	Nursing care facilities .....	(E)	(D)	(D)	3	—	—	—	—	1	2	—	—	—
6232	Residential mental retardation, health facil .....	(C)	(D)	(D)	18	6	7	4	1	—	—	—	—	—
62321	Residential mental retardation facilities .....	(C)	(D)	(D)	15	5	6	3	1	—	—	—	—	—
624	Social assistance .....	(E)	(D)	(D)	13	4	2	3	1	1	2	—	—	—
6241	Individual & family services .....	(C)	(D)	(D)	6	2	1	2	—	—	1	—	—	—
62419	Other individual & family services .....	(C)	(D)	(D)	3	—	1	1	—	—	1	—	—	—
6243	Vocational rehabilitation services .....	226	342	1 405	3	—	—	—	1	1	1	—	—	—
62431	Vocational rehabilitation services .....	226	342	1 405	3	—	—	—	1	1	1	—	—	—
624310	Vocational rehabilitation services .....	226	342	1 405	3	—	—	—	1	1	1	—	—	—
<b>71</b>	<b>Arts, entertainment &amp; recreation</b> .....	<b>80</b>	<b>171</b>	<b>791</b>	<b>9</b>	<b>4</b>	—	<b>4</b>	<b>1</b>	—	—	—	—	—
<b>72</b>	<b>Accommodation &amp; food services</b> .....	<b>565</b>	<b>1 140</b>	<b>4 679</b>	<b>40</b>	<b>15</b>	<b>5</b>	<b>9</b>	<b>9</b>	<b>2</b>	—	—	—	—
722	Food services & drinking places .....	491	969	3 993	30	10	4	5	9	2	—	—	—	—
7221	Full-service restaurants .....	220	493	1 920	15	6	3	1	4	1	—	—	—	—
72211	Full-service restaurants .....	220	493	1 920	15	6	3	1	4	1	—	—	—	—
722110	Full-service restaurants .....	220	493	1 920	15	6	3	1	4	1	—	—	—	—
7222	Limited-service eating places .....	246	433	1 883	12	2	1	3	5	1	—	—	—	—
72221	Limited-service eating places .....	246	433	1 883	12	2	1	3	5	1	—	—	—	—
<b>81</b>	<b>Other services (except public administration)</b> .....	<b>491</b>	<b>1 419</b>	<b>5 842</b>	<b>96</b>	<b>62</b>	<b>21</b>	<b>9</b>	<b>4</b>	—	—	—	—	—
811	Repair & maintenance .....	111	552	2 382	23	17	3	2	1	—	—	—	—	—
8111	Automotive repair & maintenance .....	102	519	2 089	16	10	3	2	1	—	—	—	—	—
813	Religious, grantmaking, civic, prof & like organizations .....	283	586	2 327	53	35	11	4	3	—	—	—	—	—
8131	Religious organizations .....	180	407	1 595	38	27	7	3	1	—	—	—	—	—
81311	Religious organizations .....	180	407	1 595	38	27	7	3	1	—	—	—	—	—
813110	Religious organizations .....	180	407	1 595	38	27	7	3	1	—	—	—	—	—
<b>99</b>	<b>Unclassified establishments</b> .....	<b>(A)</b>	<b>(D)</b>	<b>(D)</b>	<b>2</b>	<b>2</b>	—	—	—	—	—	—	—	—
<b>NORMAN</b>														
	<b>Total</b> .....	<b>1 493</b>	<b>7 739</b>	<b>32 934</b>	<b>213</b>	<b>135</b>	<b>41</b>	<b>22</b>	<b>10</b>	<b>3</b>	<b>2</b>	—	—	—
<b>11</b>	<b>Forestry, fishing, hunting, and agriculture support</b> .....	<b>(B)</b>	<b>(D)</b>	<b>(D)</b>	<b>4</b>	<b>3</b>	—	—	<b>1</b>	—	—	—	—	—
<b>21</b>	<b>Mining</b> .....	<b>(A)</b>	<b>(D)</b>	<b>(D)</b>	<b>1</b>	<b>1</b>	—	—	—	—	—	—	—	—
<b>22</b>	<b>Utilities</b> .....	<b>(B)</b>	<b>(D)</b>	<b>(D)</b>	<b>1</b>	—	—	—	<b>1</b>	—	—	—	—	—
<b>23</b>	<b>Construction</b> .....	<b>64</b>	<b>292</b>	<b>1 420</b>	<b>27</b>	<b>23</b>	<b>3</b>	<b>1</b>	—	—	—	—	—	—
<b>42</b>	<b>Wholesale trade</b> .....	<b>127</b>	<b>933</b>	<b>4 017</b>	<b>16</b>	<b>8</b>	<b>3</b>	<b>4</b>	<b>1</b>	—	—	—	—	—
<b>44-45</b>	<b>Retail trade</b> .....	<b>314</b>	<b>1 184</b>	<b>4 861</b>	<b>35</b>	<b>18</b>	<b>7</b>	<b>6</b>	<b>3</b>	<b>1</b>	—	—	—	—
<b>48-49</b>	<b>Transportation &amp; warehousing</b> .....	<b>13</b>	<b>156</b>	<b>584</b>	<b>11</b>	<b>10</b>	<b>1</b>	—	—	—	—	—	—	—
<b>51</b>	<b>Information</b> .....	<b>120</b>	<b>754</b>	<b>2 690</b>	<b>10</b>	<b>2</b>	<b>3</b>	<b>3</b>	<b>2</b>	—	—	—	—	—
<b>52</b>	<b>Finance &amp; insurance</b> .....	<b>93</b>	<b>785</b>	<b>2 840</b>	<b>23</b>	<b>15</b>	<b>6</b>	<b>2</b>	—	—	—	—	—	—
<b>53</b>	<b>Real estate &amp; rental &amp; leasing</b> .....	<b>5</b>	<b>9</b>	<b>41</b>	<b>3</b>	<b>3</b>	—	—	—	—	—	—	—	—
<b>54</b>	<b>Professional, scientific &amp; technical services</b> .....	<b>33</b>	<b>211</b>	<b>966</b>	<b>9</b>	<b>7</b>	<b>1</b>	<b>1</b>	—	—	—	—	—	—
<b>56</b>	<b>Admin, support, waste mgt, remediation services</b> .....	<b>70</b>	<b>142</b>	<b>638</b>	<b>5</b>	<b>4</b>	—	—	—	<b>1</b>	—	—	—	—
<b>62</b>	<b>Health care and social assistance</b> .....	<b>437</b>	<b>2 414</b>	<b>10 432</b>	<b>20</b>	<b>8</b>	<b>4</b>	<b>4</b>	<b>1</b>	<b>1</b>	<b>2</b>	—	—	—
622	Hospitals .....	(C)	(D)	(D)	1	—	—	—	—	—	1	—	—	—
6221	General medical & surgical hospitals .....	(C)	(D)	(D)	1	—	—	—	—	—	1	—	—	—
62211	General medical & surgical hospitals .....	(C)	(D)	(D)	1	—	—	—	—	—	1	—	—	—
623	Nursing & residential care facilities .....	(E)	(D)	(D)	8	1	1	4	—	1	1	—	—	—
6231	Nursing care facilities .....	(C)	(D)	(D)	3	—	—	1	—	1	1	—	—	—
62311	Nursing care facilities .....	(C)	(D)	(D)	3	—	—	1	—	1	1	—	—	—
<b>71</b>	<b>Arts, entertainment &amp; recreation</b> .....	<b>(A)</b>	<b>(D)</b>	<b>(D)</b>	<b>4</b>	<b>3</b>	<b>1</b>	—	—	—	—	—	—	—
<b>72</b>	<b>Accommodation &amp; food services</b> .....	<b>(B)</b>	<b>(D)</b>	<b>(D)</b>	<b>12</b>	<b>8</b>	<b>3</b>	<b>1</b>	—	—	—	—	—	—
<b>81</b>	<b>Other services (except public administration)</b> .....	<b>99</b>	<b>182</b>	<b>805</b>	<b>29</b>	<b>19</b>	<b>9</b>	—	<b>1</b>	—	—	—	—	—
<b>99</b>	<b>Unclassified establishments</b> .....	—	—	<b>14</b>	<b>3</b>	<b>3</b>	—	—	—	—	—	—	—	—

See footnotes at end of table.



**Table 6. Counties—Employees, Payroll, and Establishments by Industry: 2003—Con.**

[Excludes most government employees, railroad employees, and self-employed persons. Size class 1 to 4 includes establishments with payroll, but no employees, during mid-March pay period. (D) denotes figures withheld to avoid disclosing data for individual companies; the data are included in broader industry totals. Detailed industries with 100 or more employees are shown if industry was not a (D). For explanation of terms, abbreviations, and data reliability/comparability, see introductory text]

NAICS code	Industry	Number of employees for week including March 12	Payroll (\$1,000)		Total number of establishments	Number of establishments by employment-size class								
			First quarter	Annual		1 to 4	5 to 9	10 to 19	20 to 49	50 to 99	100 to 249	250 to 499	500 to 999	1,000 or more
<b>OLMSTED</b>														
	<b>Total</b> .....	<b>80 975</b>	<b>736 988</b>	<b>3 042 580</b>	<b>3 293</b>	<b>1 592</b>	<b>649</b>	<b>512</b>	<b>345</b>	<b>107</b>	<b>67</b>	<b>14</b>	<b>3</b>	<b>4</b>
<b>11</b>	<b>Forestry, fishing, hunting, and agriculture support</b> .....	(A)	(D)	(D)	<b>6</b>	<b>6</b>	—	—	—	—	—	—	—	—
<b>21</b>	<b>Mining</b> .....	(A)	(D)	(D)	<b>2</b>	<b>1</b>	<b>1</b>	—	—	—	—	—	—	—
<b>22</b>	<b>Utilities</b> .....	<b>134</b>	<b>1 756</b>	<b>6 710</b>	<b>4</b>	—	<b>1</b>	—	<b>3</b>	—	—	—	—	—
221	Utilities .....	134	1 756	6 710	4	—	1	—	3	—	—	—	—	—
<b>23</b>	<b>Construction</b> .....	<b>3 264</b>	<b>32 387</b>	<b>154 239</b>	<b>433</b>	<b>279</b>	<b>73</b>	<b>45</b>	<b>25</b>	<b>8</b>	<b>3</b>	—	—	—
236	Construction of Buildings .....	621	8 536	28 995	123	95	18	6	3	—	1	—	—	—
2361	Residential Building Construction .....	301	4 468	13 881	111	90	16	4	1	—	—	—	—	—
23611	Residential Building Construction .....	301	4 468	13 881	111	90	16	4	1	—	—	—	—	—
236115	New Single-Family Housing Construction (except Operative Builders) .....	182	1 459	6 506	71	58	10	3	—	—	—	—	—	—
2362	Nonresidential Building Construction .....	320	4 068	15 114	12	5	2	2	2	—	1	—	—	—
23622	Commercial and Institutional Building Construction .....	320	4 068	15 114	12	5	2	2	2	—	1	—	—	—
236220	Commercial and Institutional Building Construction .....	320	4 068	15 114	12	5	2	2	2	—	1	—	—	—
237	Heavy and Civil Engineering Construction .....	159	1 823	19 299	21	13	3	2	3	—	—	—	—	—
2371	Utility System Construction .....	(C)	(D)	(D)	9	2	3	1	3	—	—	—	—	—
23711	Water and Sewer Line and Related Structures Construction .....	122	1 257	9 061	8	2	2	1	3	—	—	—	—	—
237110	Water and Sewer Line and Related Structures Construction .....	122	1 257	9 061	8	2	2	1	3	—	—	—	—	—
238	Specialty Trade Contractors .....	2 484	22 028	105 945	289	171	52	37	19	8	2	—	—	—
2381	Foundation, Structure, and Building Exterior Contractors .....	527	3 560	20 961	104	65	23	12	4	—	—	—	—	—
23811	Poured Concrete Foundation and Structure Contractors .....	100	646	5 833	31	22	6	3	—	—	—	—	—	—
238110	Poured Concrete Foundation and Structure Contractors .....	100	646	5 833	31	22	6	3	—	—	—	—	—	—
23813	Framing Contractors .....	110	658	2 903	19	10	6	2	1	—	—	—	—	—
238130	Framing Contractors .....	110	658	2 903	19	10	6	2	1	—	—	—	—	—
23817	Siding Contractors .....	110	703	3 103	20	11	7	1	1	—	—	—	—	—
238170	Siding Contractors .....	110	703	3 103	20	11	7	1	1	—	—	—	—	—
2382	Building Equipment Contractors .....	1 182	12 734	55 958	68	26	14	11	11	4	2	—	—	—
23821	Electrical Contractors .....	406	4 488	19 811	28	11	7	4	5	—	1	—	—	—
238210	Electrical Contractors .....	406	4 488	19 811	28	11	7	4	5	—	1	—	—	—
23822	Plumbing, Heating, and Air-Conditioning Contractors .....	735	7 559	33 328	35	14	5	5	6	4	1	—	—	—
238220	Plumbing, Heating, and Air-Conditioning Contractors .....	735	7 559	33 328	35	14	5	5	6	4	1	—	—	—
2383	Building Finishing Contractors .....	636	4 661	22 099	78	47	13	11	3	4	—	—	—	—
23831	Drywall and Insulation Contractors .....	266	2 048	9 600	21	12	3	3	1	2	—	—	—	—
238310	Drywall and Insulation Contractors .....	266	2 048	9 600	21	12	3	3	1	2	—	—	—	—
23832	Painting and Wall Covering Contractors .....	197	1 488	6 643	30	18	6	3	2	1	—	—	—	—
238320	Painting and Wall Covering Contractors .....	197	1 488	6 643	30	18	6	3	2	1	—	—	—	—
23835	Finish Carpentry Contractors .....	100	601	3 236	12	6	3	2	—	1	—	—	—	—
238350	Finish Carpentry Contractors .....	100	601	3 236	12	6	3	2	—	1	—	—	—	—
2389	Other Specialty Trade Contractors .....	139	1 073	6 927	39	33	2	3	1	—	—	—	—	—
23891	Site Preparation Contractors .....	112	845	5 719	25	21	—	3	1	—	—	—	—	—
238910	Site Preparation Contractors .....	112	845	5 719	25	21	—	3	1	—	—	—	—	—
<b>31-33</b>	<b>Manufacturing</b> .....	<b>9 958</b>	<b>162 112</b>	<b>545 589</b>	<b>97</b>	<b>35</b>	<b>9</b>	<b>11</b>	<b>25</b>	<b>4</b>	<b>6</b>	<b>4</b>	<b>2</b>	<b>1</b>
311	Food mfg .....	1 428	11 621	54 351	14	1	—	2	5	1	3	2	—	—
3114	Fruit & veg preserving & specialty food mfg .....	(C)	(D)	(D)	1	—	—	—	—	—	1	—	—	—
31142	Fruit & veg canning, pickling & drying .....	(C)	(D)	(D)	1	—	—	—	—	—	1	—	—	—
3115	Dairy product mfg .....	812	7 581	31 541	4	—	—	—	—	1	5	1	2	—
31151	Dairy product (exc frozen) mfg .....	(F)	(D)	(D)	3	—	—	—	—	1	1	1	—	—
31152	Ice cream & frozen dessert mfg .....	(E)	(D)	(D)	1	—	—	—	—	—	—	1	—	—
3116	Animal slaughtering & processing .....	(E)	(D)	(D)	2	—	—	—	1	—	1	—	—	—
31161	Animal slaughtering & processing .....	(E)	(D)	(D)	2	—	—	—	1	—	1	—	—	—
323	Printing & related support activities .....	531	4 795	19 485	11	2	1	1	5	1	—	1	—	—
3231	Printing & related support activities .....	531	4 795	19 485	11	2	1	1	5	1	—	1	—	—
32311	Printing .....	531	4 795	19 485	11	2	1	1	5	1	—	1	—	—
327	Nonmetallic mineral product mfg .....	111	1 360	9 479	6	2	—	1	3	—	—	—	—	—
3273	Cement & concrete product mfg .....	111	1 360	9 479	6	2	—	1	3	—	—	—	—	—
332	Fabricated metal product mfg .....	193	1 648	7 056	11	4	2	1	3	1	—	—	—	—
334	Computer & electronic product mfg .....	(I)	(D)	(D)	7	3	—	1	1	—	—	—	1	1
3341	Computer & peripheral equipment mfg .....	(H)	(D)	(D)	2	1	—	—	—	—	—	—	—	1
33411	Computer & peripheral equipment mfg .....	(H)	(D)	(D)	2	1	—	—	—	—	—	—	—	1
3344	Semiconductor & oth electronic component mfg .....	(F)	(D)	(D)	4	1	—	1	1	—	—	—	1	—
33441	Semiconductor & oth electronic component mfg .....	(F)	(D)	(D)	4	1	—	1	1	—	—	—	1	—
335	Electrical equip, appliance & component mfg .....	(F)	(D)	(D)	2	—	—	—	—	—	1	1	—	—
3351	Electric lighting equipment mfg .....	(E)	(D)	(D)	1	—	—	—	—	—	—	1	—	—
33512	Lighting fixture mfg .....	(E)	(D)	(D)	1	—	—	—	—	—	—	1	—	—
3359	Other electrical equipment & component mfg .....	(C)	(D)	(D)	1	—	—	—	—	—	1	—	—	—
33599	All oth electrical equipment & component mfg .....	(C)	(D)	(D)	1	—	—	—	—	—	1	—	—	—

See footnotes at end of table.

**Table 6. Counties—Employees, Payroll, and Establishments by Industry: 2003—Con.**

[Excludes most government employees, railroad employees, and self-employed persons. Size class 1 to 4 includes establishments with payroll, but no employees, during mid-March pay period. (D) denotes figures withheld to avoid disclosing data for individual companies; the data are included in broader industry totals. Detailed industries with 100 or more employees are shown if industry was not a (D). For explanation of terms, abbreviations, and data reliability/comparability, see introductory text]

NAICS code	Industry	Number of employees for week including March 12	Payroll (\$1,000)		Total number of establishments	Number of establishments by employment-size class									
			First quarter	Annual		1 to 4	5 to 9	10 to 19	20 to 49	50 to 99	100 to 249	250 to 499	500 to 999	1,000 or more	
<b>OLMSTED—Con.</b>															
<b>31-33 Manufacturing—Con.</b>															
336	Transportation equipment mfg . . . . .	(F)	(D)	(D)	2	—	1	—	—	—	—	—	—	1	—
3363	Motor vehicle parts mfg . . . . .	(F)	(D)	(D)	2	—	1	—	—	—	—	—	—	1	—
33637	Motor vehicle metal stamping . . . . .	(F)	(D)	(D)	1	—	—	—	—	—	—	—	—	1	—
337	Furniture & related product mfg . . . . .	265	1 753	7 411	12	5	1	3	2	—	1	—	—	—	—
3371	HH & institutional furniture & kitchen cabinet mfg . . . . .	(C)	(D)	(D)	11	5	1	3	2	—	—	—	—	—	—
3372	Office furniture (including fixtures) mfg . . . . .	(C)	(D)	(D)	1	—	—	—	—	—	1	—	—	—	—
33721	Office furniture (including fixtures) mfg . . . . .	(C)	(D)	(D)	1	—	—	—	—	—	1	—	—	—	—
339	Miscellaneous mfg . . . . .	287	2 091	8 982	11	5	3	—	1	1	1	—	—	—	—
3391	Medical equipment & supplies mfg . . . . .	248	1 916	8 251	7	3	2	—	—	1	1	—	—	—	—
33911	Medical equipment & supplies mfg . . . . .	248	1 916	8 251	7	3	2	—	—	1	1	—	—	—	—
<b>42</b>	<b>Wholesale trade . . . . .</b>	<b>2 181</b>	<b>28 868</b>	<b>110 482</b>	<b>130</b>	<b>58</b>	<b>25</b>	<b>23</b>	<b>19</b>	<b>3</b>	<b>1</b>	<b>—</b>	<b>—</b>	<b>1</b>	<b>—</b>
423	Merchant Wholesalers, Durable Goods . . . . .	1 696	24 628	93 544	88	34	18	19	14	2	—	—	—	1	—
4231	Motor Vehicle and Motor Vehicle Parts and Supplies Merchant Wholesalers . . . . .	190	1 482	8 088	12	4	1	5	1	1	—	—	—	—	—
42311	Automobile and Other Motor Vehicle Merchant Wholesalers . . . . .	139	1 216	6 896	6	2	—	2	1	1	—	—	—	—	—
423110	Automobile and Other Motor Vehicle Merchant Wholesalers . . . . .	139	1 216	6 896	6	2	—	2	1	1	—	—	—	—	—
4234	Professional and Commercial Equipment and Supplies Merchant Wholesalers . . . . .	959	17 065	60 202	23	9	7	3	3	—	—	—	—	1	—
42343	Computer and Computer Peripheral Equipment and Software Merchant Wholesalers . . . . .	(F)	(D)	(D)	6	2	1	—	2	—	—	—	—	1	—
4236	Electrical and Electronic Goods Merchant Wholesalers . . . . .	152	2 398	9 885	10	3	—	3	4	—	—	—	—	—	—
4237	Hardware, and Plumbing and Heating Equipment and Supplies Merchant Wholesale . . . . .	143	1 325	5 038	8	2	1	2	2	1	—	—	—	—	—
42372	Plumbing and Heating Equipment and Supplies (Hydronics) Merchant Wholesale . . . . .	(C)	(D)	(D)	6	2	—	2	1	1	—	—	—	—	—
4238	Machinery, Equipment, and Supplies Merchant Wholesalers . . . . .	(C)	(D)	(D)	15	6	4	5	—	—	—	—	—	—	—
424	Merchant Wholesalers, Nondurable Goods . . . . .	453	3 865	15 462	33	17	6	3	5	1	1	—	—	—	—
4244	Grocery and Related Product Wholesalers . . . . .	208	1 483	6 289	11	6	1	2	1	—	1	—	—	—	—
42449	Other Grocery and Related Products Merchant Wholesalers . . . . .	182	1 194	5 039	6	3	—	1	1	—	1	—	—	—	—
424490	Other Grocery and Related Products Merchant Wholesalers . . . . .	182	1 194	5 039	6	3	—	1	1	—	1	—	—	—	—
4248	Beer, Wine, and Distilled Alcoholic Beverage Merchant Wholesalers . . . . .	121	1 130	4 603	3	—	—	—	2	1	—	—	—	—	—
42481	Beer and Ale Merchant Wholesalers . . . . .	121	1 130	4 603	3	—	—	—	2	1	—	—	—	—	—
424810	Beer and Ale Merchant Wholesalers . . . . .	121	1 130	4 603	3	—	—	—	2	1	—	—	—	—	—
<b>44-45</b>	<b>Retail trade . . . . .</b>	<b>10 415</b>	<b>50 562</b>	<b>209 690</b>	<b>583</b>	<b>194</b>	<b>160</b>	<b>121</b>	<b>71</b>	<b>14</b>	<b>19</b>	<b>4</b>	<b>—</b>	<b>—</b>	<b>—</b>
441	Motor vehicle & parts dealers . . . . .	1 223	9 808	43 816	71	30	10	16	9	3	3	—	—	—	—
4411	Automobile dealers . . . . .	800	7 208	31 067	27	16	1	1	3	3	3	—	—	—	—
44111	New car dealers . . . . .	738	6 549	28 767	11	2	—	1	2	3	3	—	—	—	—
441110	New car dealers . . . . .	738	6 549	28 767	11	2	—	1	2	3	3	—	—	—	—
4412	Other motor vehicle dealers . . . . .	130	804	4 695	13	6	2	2	3	—	—	—	—	—	—
4413	Automotive parts, accessories & tire stores . . . . .	293	1 796	8 054	31	8	7	13	3	—	—	—	—	—	—
44131	Automotive parts, accessories & tire stores . . . . .	198	1 094	4 984	20	7	3	7	3	—	—	—	—	—	—
441310	Automotive parts, accessories & tire stores . . . . .	198	1 094	4 984	20	7	3	7	3	—	—	—	—	—	—
442	Furniture & home furnishing stores . . . . .	511	4 221	15 670	38	6	15	8	8	1	—	—	—	—	—
4421	Furniture stores . . . . .	244	1 876	7 484	17	3	7	3	3	1	—	—	—	—	—
44211	Furniture stores . . . . .	244	1 876	7 484	17	3	7	3	3	1	—	—	—	—	—
442110	Furniture stores . . . . .	244	1 876	7 484	17	3	7	3	3	1	—	—	—	—	—
4422	Home furnishings stores . . . . .	267	2 345	8 186	21	3	8	5	5	—	—	—	—	—	—
44221	Floor covering stores . . . . .	104	1 545	5 256	7	—	4	1	2	—	—	—	—	—	—
442210	Floor covering stores . . . . .	104	1 545	5 256	7	—	4	1	2	—	—	—	—	—	—
44229	Other home furnishings stores . . . . .	163	800	2 930	14	3	4	4	3	—	—	—	—	—	—
442299	All other home furnishings stores . . . . .	163	800	2 930	14	3	4	4	3	—	—	—	—	—	—
443	Electronics & appliance stores . . . . .	469	2 276	9 246	35	13	9	6	6	—	1	—	—	—	—
4431	Electronics & appliance stores . . . . .	469	2 276	9 246	35	13	9	6	6	—	1	—	—	—	—
44311	Appliance, TV & all other electronics stores . . . . .	368	1 893	7 569	22	8	5	3	5	—	1	—	—	—	—
443111	Household appliance stores . . . . .	162	638	2 598	12	4	2	3	3	—	—	—	—	—	—
443112	Radio, television & other electronics stores . . . . .	206	1 255	4 971	10	4	3	—	2	—	1	—	—	—	—
444	Bldg material & garden equip & supp dealers . . . . .	969	6 828	28 029	59	16	17	16	6	1	3	—	—	—	—
4441	Building material & supplies dealers . . . . .	851	6 094	24 240	47	11	16	12	4	1	3	—	—	—	—
44411	Home centers . . . . .	(E)	(D)	(D)	4	—	—	1	—	—	3	—	—	—	—
44419	Other building material dealers . . . . .	355	2 799	13 197	29	7	10	7	4	1	—	—	—	—	—
444190	Other building material dealers . . . . .	355	2 799	13 197	29	7	10	7	4	1	—	—	—	—	—
4442	Lawn & garden equip & supplies stores . . . . .	118	734	3 789	12	5	1	4	2	—	—	—	—	—	—
44422	Nursery & garden centers . . . . .	(C)	(D)	(D)	10	4	—	4	2	—	—	—	—	—	—
445	Food & beverage stores . . . . .	1 443	5 095	21 798	44	19	3	9	5	4	3	1	—	—	—
4451	Grocery stores . . . . .	(G)	(D)	(D)	22	6	1	3	4	4	3	1	—	—	—
44511	Grocery (except convenience) stores . . . . .	1 280	4 592	19 602	20	5	1	3	3	4	3	1	—	—	—
445110	Grocery (except convenience) stores . . . . .	1 280	4 592	19 602	20	5	1	3	3	4	3	1	—	—	—
4453	Beer, wine & liquor stores . . . . .	103	323	1 457	15	8	1	5	1	—	—	—	—	—	—
44531	Beer, wine & liquor stores . . . . .	103	323	1 457	15	8	1	5	1	—	—	—	—	—	—
445310	Beer, wine & liquor stores . . . . .	103	323	1 457	15	8	1	5	1	—	—	—	—	—	—

See footnotes at end of table.

**Table 6. Counties—Employees, Payroll, and Establishments by Industry: 2003—Con.**

[Excludes most government employees, railroad employees, and self-employed persons. Size class 1 to 4 includes establishments with payroll, but no employees, during mid-March pay period. (D) denotes figures withheld to avoid disclosing data for individual companies; the data are included in broader industry totals. Detailed industries with 100 or more employees are shown if industry was not a (D). For explanation of terms, abbreviations, and data reliability/comparability, see introductory text]

NAICS code	Industry	Number of employees for week including March 12	Payroll (\$1,000)		Total number of establishments	Number of establishments by employment-size class								
			First quarter	Annual		1 to 4	5 to 9	10 to 19	20 to 49	50 to 99	100 to 249	250 to 499	500 to 999	1,000 or more
<b>OLMSTED—Con.</b>														
<b>44-45 Retail trade—Con.</b>														
446	Health & personal care stores .....	315	1 910	7 423	31	9	11	6	5	—	—	—	—	—
4461	Health & personal care stores .....	315	1 910	7 423	31	9	11	6	5	—	—	—	—	—
44611	Pharmacies & drug stores .....	116	781	2 696	11	2	4	3	2	—	—	—	—	—
446110	Pharmacies & drug stores .....	116	781	2 696	11	2	4	3	2	—	—	—	—	—
447	Gasoline stations .....	456	1 863	7 679	49	7	19	21	2	—	—	—	—	—
4471	Gasoline stations .....	456	1 863	7 679	49	7	19	21	2	—	—	—	—	—
44711	Gasoline stations with convenience stores ...	368	1 460	6 132	41	3	18	20	—	—	—	—	—	—
447110	Gasoline stations with convenience stores .	368	1 460	6 132	41	3	18	20	—	—	—	—	—	—
448	Clothing & clothing accessories stores .....	1 007	3 365	13 453	90	26	32	19	10	3	—	—	—	—
4481	Clothing stores .....	778	2 322	9 377	58	16	16	15	8	3	—	—	—	—
44812	Women's clothing stores .....	215	593	2 440	28	11	8	7	2	—	—	—	—	—
448120	Women's clothing stores .....	215	593	2 440	28	11	8	7	2	—	—	—	—	—
44814	Family clothing stores .....	362	940	3 683	13	2	1	4	3	3	—	—	—	—
448140	Family clothing stores .....	362	940	3 683	13	2	1	4	3	3	—	—	—	—
4482	Shoe stores .....	139	378	1 641	18	6	8	2	2	—	—	—	—	—
44821	Shoe stores .....	139	378	1 641	18	6	8	2	2	—	—	—	—	—
448210	Shoe stores .....	139	378	1 641	18	6	8	2	2	—	—	—	—	—
451	Sporting goods, hobby, book & music stores .....	531	1 491	6 289	53	21	16	5	11	—	—	—	—	—
4511	Sporting goods, hobby, musical instrument stores .....	441	1 250	5 195	47	19	16	3	9	—	—	—	—	—
45111	Sporting goods stores .....	168	629	2 621	22	10	8	1	3	—	—	—	—	—
451110	Sporting goods stores .....	168	629	2 621	22	10	8	1	3	—	—	—	—	—
45112	Hobby, toy & game stores .....	172	367	1 589	12	3	5	1	3	—	—	—	—	—
451120	Hobby, toy & game stores .....	172	367	1 589	12	3	5	1	3	—	—	—	—	—
452	General merchandise stores .....	2 589	10 889	44 480	16	—	1	—	2	2	8	3	—	—
4521	Department stores .....	1 095	4 094	16 220	8	—	—	—	—	2	6	—	—	—
45211	Department stores .....	1 095	4 094	16 220	8	—	—	—	—	2	6	—	—	—
452111	Department Stores (except Discount Department Stores) .....	600	2 415	9 366	4	—	—	—	—	1	3	—	—	—
452112	Discount Department Stores .....	495	1 679	6 854	4	—	—	—	—	1	3	—	—	—
4529	Other general merchandise stores .....	1 494	6 795	28 260	8	—	1	—	2	—	2	3	—	—
45291	Warehouse clubs & superstores .....	(G)	(D)	(D)	4	—	—	—	—	—	1	3	—	—
45299	All other general merchandise stores .....	(C)	(D)	(D)	4	—	1	—	2	—	1	—	—	—
453	Miscellaneous store retailers .....	557	1 575	6 826	74	32	25	10	7	—	—	—	—	—
4531	Florists .....	100	275	1 150	6	2	1	—	3	—	—	—	—	—
45311	Florists .....	100	275	1 150	6	2	1	—	3	—	—	—	—	—
453110	Florists .....	100	275	1 150	6	2	1	—	3	—	—	—	—	—
4532	Office supplies, stationery & gift stores .....	239	574	2 603	28	6	14	6	2	—	—	—	—	—
45322	Gift, novelty & souvenir stores .....	(C)	(D)	(D)	25	5	14	5	1	—	—	—	—	—
4539	Other miscellaneous store retailers .....	160	564	2 395	25	13	7	4	1	—	—	—	—	—
454	Nonstore retailers .....	345	1 241	4 981	23	15	2	5	—	—	1	—	—	—
4542	Vending machine operators .....	(E)	(D)	(D)	3	1	—	1	—	—	1	—	—	—
45421	Vending machine operators .....	(E)	(D)	(D)	3	1	—	1	—	—	1	—	—	—
<b>48-49 Transportation &amp; warehousing .....</b>														
484	Truck transportation .....	550	4 393	18 769	69	41	11	9	6	2	—	—	—	—
4841	General freight trucking .....	337	2 916	12 072	38	23	7	4	2	2	—	—	—	—
48412	General freight trucking, long-distance .....	257	2 307	9 374	31	19	6	4	—	2	—	—	—	—
484121	General freight trucking, long-distance, TL .	222	1 893	7 643	27	19	3	3	—	2	—	—	—	—
4842	Specialized freight trucking .....	213	1 477	6 697	31	18	4	5	4	—	—	—	—	—
48421	Used household & office goods moving .....	110	707	3 267	8	2	—	4	2	—	—	—	—	—
484210	Used household & office goods moving ....	110	707	3 267	8	2	—	4	2	—	—	—	—	—
485	Transit & ground passenger transportation .....	668	2 606	11 384	18	3	4	4	2	2	3	—	—	—
4851	Urban transit systems .....	(C)	(D)	(D)	2	—	—	1	—	—	1	—	—	—
48511	Urban transit systems .....	(C)	(D)	(D)	2	—	—	1	—	—	1	—	—	—
4852	Interurban & rural bus transportation .....	(C)	(D)	(D)	3	1	—	—	1	—	1	—	—	—
48521	Interurban & rural bus transportation .....	(C)	(D)	(D)	3	1	—	—	1	—	1	—	—	—
4854	School & employee bus transportation .....	(C)	(D)	(D)	3	1	—	—	—	1	1	—	—	—
48541	School & employee bus transportation .....	(C)	(D)	(D)	3	1	—	—	—	1	1	—	—	—
4859	Oth transit & ground passenger transportation ..	132	546	2 346	6	1	2	1	1	1	—	—	—	—
48599	Oth transit & ground passenger transportation .....	132	546	2 346	6	1	2	1	1	1	—	—	—	—
488	Transportation support activities .....	186	985	3 931	10	6	—	—	3	1	—	—	—	—
4881	Air transportation support activities .....	151	830	3 279	4	1	—	—	2	1	—	—	—	—
492	Couriers & messengers .....	(C)	(D)	(D)	7	2	1	2	1	1	—	—	—	—
4921	Couriers .....	129	943	3 904	5	1	1	1	1	1	—	—	—	—
49211	Couriers .....	129	943	3 904	5	1	1	1	1	1	—	—	—	—
492110	Couriers .....	129	943	3 904	5	1	1	1	1	1	—	—	—	—

See footnotes at end of table.

**Table 6. Counties—Employees, Payroll, and Establishments by Industry: 2003—Con.**

[Excludes most government employees, railroad employees, and self-employed persons. Size class 1 to 4 includes establishments with payroll, but no employees, during mid-March pay period. (D) denotes figures withheld to avoid disclosing data for individual companies; the data are included in broader industry totals. Detailed industries with 100 or more employees are shown if industry was not a (D). For explanation of terms, abbreviations, and data reliability/comparability, see introductory text]

NAICS code	Industry	Number of employees for week including March 12	Payroll (\$1,000)		Total number of establishments	Number of establishments by employment-size class								
			First quarter	Annual		1 to 4	5 to 9	10 to 19	20 to 49	50 to 99	100 to 249	250 to 499	500 to 999	1,000 or more
<b>OLMSTED—Con.</b>														
<b>51</b>	<b>Information</b>	<b>1 181</b>	<b>12 989</b>	<b>50 367</b>	<b>58</b>	<b>22</b>	<b>16</b>	<b>4</b>	<b>8</b>	<b>5</b>	<b>3</b>	—	—	—
511	Publishing industries	(F)	(D)	(D)	16	5	4	1	2	2	2	—	—	—
5111	Newspaper, periodical, book, database publishers	(E)	(D)	(D)	9	4	3	—	1	—	1	—	—	—
51111	Newspaper publishers	(C)	(D)	(D)	2	—	1	—	—	—	1	—	—	—
5112	Software publishers	(E)	(D)	(D)	7	1	1	1	1	2	1	—	—	—
51121	Software publishers	(E)	(D)	(D)	7	1	1	1	1	2	1	—	—	—
512	Motion picture & sound recording industries	(C)	(D)	(D)	4	2	—	1	—	1	—	—	—	—
5121	Motion picture & video industries	(C)	(D)	(D)	3	1	—	1	—	1	—	—	—	—
51213	Motion picture & video exhibition	(C)	(D)	(D)	3	1	—	1	—	1	—	—	—	—
515	Broadcasting (except Internet)	(C)	(D)	(D)	9	1	2	1	3	2	—	—	—	—
5151	Radio and Television Broadcasting	(C)	(D)	(D)	9	1	2	1	3	2	—	—	—	—
51511	Radio Broadcasting	(C)	(D)	(D)	7	1	2	—	3	1	—	—	—	—
517	Telecommunications	274	2 977	13 107	19	8	7	1	2	—	1	—	—	—
5175	Cable and Other Program Distribution	(C)	(D)	(D)	2	—	—	—	1	—	1	—	—	—
51751	Cable and Other Program Distribution	(C)	(D)	(D)	2	—	—	—	1	—	1	—	—	—
<b>52</b>	<b>Finance &amp; insurance</b>	<b>1 886</b>	<b>20 830</b>	<b>79 929</b>	<b>227</b>	<b>140</b>	<b>39</b>	<b>25</b>	<b>15</b>	<b>7</b>	<b>1</b>	—	—	—
522	Credit intermediation & related activities	1 364	14 550	55 425	90	32	24	14	13	6	1	—	—	—
5221	Depository credit intermediation	1 022	9 963	39 288	56	13	16	12	10	4	1	—	—	—
52211	Commercial banking	555	5 631	20 510	34	9	9	8	6	2	—	—	—	—
522110	Commercial banking	555	5 631	20 510	34	9	9	8	6	2	—	—	—	—
52212	Savings institutions	(C)	(D)	(D)	11	2	5	2	1	1	—	—	—	—
52213	Credit unions	(E)	(D)	(D)	11	2	2	2	3	1	1	—	—	—
5222	Nondepository credit intermediation	269	3 663	13 099	28	16	8	—	2	2	—	—	—	—
52229	Other nondepository credit intermediation	(E)	(D)	(D)	26	14	8	—	2	2	—	—	—	—
523	Security, commodity contracts & like activity	133	2 345	8 458	46	40	—	6	—	—	—	—	—	—
5231	Scrtcy & comdty contracts intermed & brokerage	119	2 278	8 099	32	26	—	6	—	—	—	—	—	—
52312	Securities brokerage	110	2 206	7 789	27	21	—	6	—	—	—	—	—	—
523120	Securities brokerage	110	2 206	7 789	27	21	—	6	—	—	—	—	—	—
524	Insurance carriers & related activities	389	3 935	16 046	91	68	15	5	2	1	—	—	—	—
5242	Agencies & other insurance related activities	305	2 826	11 707	82	64	12	4	2	—	—	—	—	—
52421	Insurance agencies & brokerages	277	2 587	10 844	61	10	3	2	—	—	—	—	—	—
524210	Insurance agencies & brokerages	277	2 587	10 844	61	10	3	2	—	—	—	—	—	—
<b>53</b>	<b>Real estate &amp; rental &amp; leasing</b>	<b>756</b>	<b>4 996</b>	<b>18 643</b>	<b>150</b>	<b>101</b>	<b>31</b>	<b>14</b>	<b>2</b>	<b>2</b>	—	—	—	—
531	Real estate	438	3 332	11 731	113	88	17	5	2	1	—	—	—	—
5311	Lessors of real estate	142	943	2 879	44	34	8	1	1	—	—	—	—	—
53111	Lessors of residential buildings & dwellings	106	394	1 628	26	18	6	1	1	—	—	—	—	—
531110	Lessors of residential buildings & dwellings	106	394	1 628	26	18	6	1	1	—	—	—	—	—
5313	Activities related to real estate	207	1 730	6 205	29	19	5	3	1	1	—	—	—	—
53131	Real estate property managers	158	1 245	4 081	14	8	2	2	1	1	—	—	—	—
532	Rental & leasing services	(E)	(D)	(D)	35	13	13	8	—	1	—	—	—	—
5322	Consumer goods rental	159	766	3 043	14	4	7	2	—	1	—	—	—	—
<b>54</b>	<b>Professional, scientific &amp; technical services</b>	<b>2 004</b>	<b>18 929</b>	<b>80 688</b>	<b>258</b>	<b>174</b>	<b>39</b>	<b>23</b>	<b>17</b>	<b>2</b>	<b>3</b>	—	—	—
541	Professional, scientific & technical services	2 004	18 929	80 688	258	174	39	23	17	2	3	—	—	—
5411	Legal services	298	2 891	13 269	50	32	11	3	3	1	—	—	—	—
54111	Offices of lawyers	245	2 446	11 354	45	31	9	2	2	1	—	—	—	—
541110	Offices of lawyers	245	2 446	11 354	45	31	9	2	2	1	—	—	—	—
5412	Accounting, tax prep, bookkeep, payroll services	300	2 108	7 533	45	28	5	8	4	—	—	—	—	—
54121	Accounting, tax prep, bookkeep, payroll services	300	2 108	7 533	45	28	5	8	4	—	—	—	—	—
541211	Offices of certified public accountants	142	1 431	5 423	19	11	2	4	2	—	—	—	—	—
5413	Architectural, engineering & related services	440	5 452	23 561	39	18	10	6	4	—	1	—	—	—
54131	Architectural services	123	1 421	5 576	9	3	2	2	—	—	—	—	—	—
541310	Architectural services	123	1 421	5 576	9	3	2	2	—	—	—	—	—	—
54133	Engineering services	296	3 844	17 094	23	9	7	4	2	—	1	—	—	—
541330	Engineering services	296	3 844	17 094	23	9	7	4	2	—	1	—	—	—
5415	Computer systems design & related services	594	6 126	26 143	51	43	4	—	2	—	2	—	—	—
54151	Computer systems design & related services	594	6 126	26 143	51	43	4	—	2	—	2	—	—	—
541511	Custom computer programming services	533	5 564	23 884	30	25	2	—	1	—	2	—	—	—
5419	Oth professional, scientific, technical services	185	814	3 669	26	16	5	3	1	1	—	—	—	—
54194	Veterinary services	133	673	2 864	10	3	3	2	1	1	—	—	—	—
541940	Veterinary services	133	673	2 864	10	3	3	2	1	1	—	—	—	—
<b>55</b>	<b>Management of companies &amp; enterprises</b>	<b>221</b>	<b>4 043</b>	<b>16 273</b>	<b>12</b>	<b>3</b>	<b>4</b>	<b>2</b>	<b>2</b>	<b>1</b>	—	—	—	—
551	Management of companies & enterprises	221	4 043	16 273	12	3	4	2	2	1	—	—	—	—
5511	Management of companies & enterprises	221	4 043	16 273	12	3	4	2	2	1	—	—	—	—
55111	Management of companies & enterprises	221	4 043	16 273	12	3	4	2	2	1	—	—	—	—
551114	Corp, subsidiary & regional managing offices	187	3 410	14 257	8	2	2	1	2	1	—	—	—	—

See footnotes at end of table.

**Table 6. Counties—Employees, Payroll, and Establishments by Industry: 2003—Con.**

[Excludes most government employees, railroad employees, and self-employed persons. Size class 1 to 4 includes establishments with payroll, but no employees, during mid-March pay period. (D) denotes figures withheld to avoid disclosing data for individual companies; the data are included in broader industry totals. Detailed industries with 100 or more employees are shown if industry was not a (D). For explanation of terms, abbreviations, and data reliability/comparability, see introductory text]

NAICS code	Industry	Number of employees for week including March 12	Payroll (\$1,000)		Total number of establishments	Number of establishments by employment-size class								
			First quarter	Annual		1 to 4	5 to 9	10 to 19	20 to 49	50 to 99	100 to 249	250 to 499	500 to 999	1,000 or more
<b>OLMSTED—Con.</b>														
<b>56</b>	<b>Admin, support, waste mgt, remediation services</b>	<b>2 886</b>	<b>14 664</b>	<b>59 889</b>	<b>163</b>	<b>94</b>	<b>21</b>	<b>16</b>	<b>17</b>	<b>9</b>	<b>4</b>	<b>2</b>	—	—
561	Administrative & support services	2 730	13 455	54 678	151	88	19	15	15	8	4	2	—	—
5611	Office administrative services	121	477	2 061	8	5	1	1	—	1	—	—	—	—
56111	Office administrative services	121	477	2 061	8	5	1	1	—	1	—	—	—	—
561110	Office administrative services	121	477	2 061	8	5	1	1	—	1	—	—	—	—
5613	Employment services	1 516	7 008	27 319	22	5	1	3	5	4	2	2	—	—
56132	Temporary help services	1 413	6 588	25 411	14	2	1	1	2	4	2	2	—	—
561320	Temporary help services	1 413	6 588	25 411	14	2	1	1	2	4	2	2	—	—
5615	Travel arrangement & reservation services	110	835	3 384	18	11	3	3	1	—	—	—	—	—
5616	Investigation & security services	216	1 431	5 929	10	3	2	1	2	2	—	—	—	—
56161	Investigation, guard & armored car services	(C)	(D)	(D)	7	2	1	1	2	1	—	—	—	—
561612	Security guards & patrol services	117	579	2 223	4	—	1	1	1	1	—	—	—	—
5617	Services to buildings & dwellings	489	2 163	11 098	73	55	5	5	7	—	1	—	—	—
56172	Janitorial services	285	1 072	4 685	22	13	2	2	4	—	1	—	—	—
561720	Janitorial services	285	1 072	4 685	22	13	2	2	4	—	1	—	—	—
56173	Landscaping services	162	860	5 303	38	32	1	2	3	—	—	—	—	—
561730	Landscaping services	162	860	5 303	38	32	1	2	3	—	—	—	—	—
5619	Other support services	189	1 106	2 621	11	3	5	2	—	—	1	—	—	—
56199	All other support services	(C)	(D)	(D)	9	2	4	2	—	—	1	—	—	—
562	Waste management & remediation services	156	1 209	5 211	12	6	2	1	2	1	—	—	—	—
5621	Waste collection	124	992	4 320	4	1	—	—	2	1	—	—	—	—
56211	Waste collection	124	992	4 320	4	1	—	—	2	1	—	—	—	—
562111	Solid waste collection	124	992	4 320	4	1	—	—	2	1	—	—	—	—
<b>61</b>	<b>Educational services</b>	<b>672</b>	<b>2 792</b>	<b>11 053</b>	<b>41</b>	<b>16</b>	<b>4</b>	<b>12</b>	<b>7</b>	<b>1</b>	<b>1</b>	—	—	—
611	Educational services	672	2 792	11 053	41	16	4	12	7	1	1	—	—	—
6111	Elementary & secondary schools	407	2 009	7 932	9	—	1	3	3	1	1	—	—	—
61111	Elementary & secondary schools	407	2 009	7 932	9	—	1	3	3	1	1	—	—	—
611110	Elementary & secondary schools	407	2 009	7 932	9	—	1	3	3	1	1	—	—	—
6116	Other schools & instruction	210	398	1 665	24	10	2	9	3	—	—	—	—	—
<b>62</b>	<b>Health care and social assistance</b>	<b>34 276</b>	<b>340 327</b>	<b>1 522 481</b>	<b>348</b>	<b>131</b>	<b>75</b>	<b>75</b>	<b>34</b>	<b>14</b>	<b>12</b>	<b>4</b>	—	<b>3</b>
621	Ambulatory health care services	(J)	(D)	(D)	135	52	37	24	13	5	2	1	—	1
6211	Offices of physicians	591	7 611	30 581	15	7	1	4	1	1	—	1	—	—
62111	Offices of physicians	591	7 611	30 581	15	7	1	4	1	1	—	1	—	—
6212	Offices of dentists	467	4 143	18 214	52	11	26	11	4	—	—	—	—	—
62121	Offices of dentists	467	4 143	18 214	52	11	26	11	4	—	—	—	—	—
621210	Offices of dentists	467	4 143	18 214	52	11	26	11	4	—	—	—	—	—
6213	Offices of other health practitioners	(C)	(D)	(D)	40	27	7	5	1	—	—	—	—	—
6214	Outpatient care centers	(J)	(D)	(D)	12	4	1	2	4	—	—	—	—	1
62149	Other outpatient care centers	(J)	(D)	(D)	4	—	—	—	3	—	—	—	—	1
6216	Home health care services	738	2 676	11 645	12	2	1	1	3	3	2	—	—	—
62161	Home health care services	738	2 676	11 645	12	2	1	1	3	3	2	—	—	—
621610	Home health care services	738	2 676	11 645	12	2	1	1	3	3	2	—	—	—
6219	Other ambulatory health care services	(C)	(D)	(D)	4	1	1	1	—	1	—	—	—	—
622	Hospitals	(I)	(D)	(D)	4	1	—	—	—	—	—	1	—	2
6221	General medical & surgical hospitals	(I)	(D)	(D)	3	—	—	—	—	—	—	1	—	2
62211	General medical & surgical hospitals	(I)	(D)	(D)	3	—	—	—	—	—	—	1	—	2
623	Nursing & residential care facilities	(H)	(D)	(D)	109	23	29	37	8	4	7	1	—	—
6231	Nursing care facilities	946	5 062	20 077	9	—	—	1	—	2	6	—	—	—
62311	Nursing care facilities	946	5 062	20 077	9	—	—	1	—	2	6	—	—	—
623110	Nursing care facilities	946	5 062	20 077	9	—	—	1	—	2	6	—	—	—
6232	Residential mental retardation, health facility	(F)	(D)	(D)	87	16	27	36	7	1	—	—	—	—
62321	Residential mental retardation facilities	(F)	(D)	(D)	84	16	27	34	6	1	—	—	—	—
6233	Community care facilities for the elderly	(F)	(D)	(D)	10	5	1	—	1	1	1	1	—	—
62331	Community care facilities for the elderly	(F)	(D)	(D)	10	5	1	—	1	1	1	1	—	—
624	Social assistance	(G)	(D)	(D)	100	55	9	14	13	5	3	1	—	—
6241	Individual & family services	(F)	(D)	(D)	29	16	3	3	2	3	2	—	—	—
62412	Services for elderly & disabled persons	(C)	(D)	(D)	12	7	1	2	—	2	—	—	—	—
62419	Other individual & family services	413	1 614	5 977	14	9	1	—	2	—	2	—	—	—
624190	Other individual & family services	413	1 614	5 977	14	9	1	—	2	—	2	—	—	—
6242	Community, emergency & other relief services	(C)	(D)	(D)	11	6	—	3	2	—	—	—	—	—
6243	Vocational rehabilitation services	(F)	(D)	(D)	5	—	1	1	—	1	1	1	—	—
62431	Vocational rehabilitation services	(F)	(D)	(D)	5	—	1	1	—	1	1	1	—	—
6244	Child day care services	(E)	(D)	(D)	55	33	5	7	9	1	—	—	—	—
62441	Child day care services	(E)	(D)	(D)	55	33	5	7	9	1	—	—	—	—
<b>71</b>	<b>Arts, entertainment &amp; recreation</b>	<b>551</b>	<b>1 513</b>	<b>7 816</b>	<b>44</b>	<b>23</b>	<b>11</b>	<b>5</b>	<b>3</b>	<b>1</b>	<b>1</b>	—	—	—
713	Amusement, gambling & recreation industries	479	1 226	6 456	25	10	8	2	3	1	1	—	—	—
7139	Other amusement & recreation industries	479	1 226	6 456	25	10	8	2	3	1	1	—	—	—
71394	Fitness & recreational sports centers	383	858	3 619	10	1	5	1	1	1	1	—	—	—
713940	Fitness & recreational sports centers	383	858	3 619	10	1	5	1	1	1	1	—	—	—

See footnotes at end of table.

**Table 6. Counties—Employees, Payroll, and Establishments by Industry: 2003—Con.**

[Excludes most government employees, railroad employees, and self-employed persons. Size class 1 to 4 includes establishments with payroll, but no employees, during mid-March pay period. (D) denotes figures withheld to avoid disclosing data for individual companies; the data are included in broader industry totals. Detailed industries with 100 or more employees are shown if industry was not a (D). For explanation of terms, abbreviations, and data reliability/comparability, see introductory text]

NAICS code	Industry	Number of employees for week including March 12	Payroll (\$1,000)		Total number of establishments	Number of establishments by employment-size class								
			First quarter	Annual		1 to 4	5 to 9	10 to 19	20 to 49	50 to 99	100 to 249	250 to 499	500 to 999	1,000 or more
<b>OLMSTED—Con.</b>														
<b>72</b>	<b>Accommodation &amp; food services</b>	<b>6 241</b>	<b>18 451</b>	<b>76 959</b>	<b>259</b>	<b>59</b>	<b>43</b>	<b>62</b>	<b>60</b>	<b>26</b>	<b>9</b>			
721	Accommodation	1 562	5 884	23 952	59	16	7	19	9	3	5			
7211	Traveler accommodation	(G)	(D)	(D)	55	14	6	18	9	3	5			
72111	Hotels (exc casino hotels) & motels	1 542	5 806	23 634	54	13	6	18	9	3	5			
721110	Hotels (exc casino hotels) & motels	1 542	5 806	23 634	54	13	6	18	9	3	5			
722	Food services & drinking places	4 679	12 567	53 007	200	43	36	43	51	23	4			
7221	Full-service restaurants	2 295	6 622	27 873	75	11	12	13	24	13	2			
72211	Full-service restaurants	2 295	6 622	27 873	75	11	12	13	24	13	2			
722110	Full-service restaurants	2 295	6 622	27 873	75	11	12	13	24	13	2			
7222	Limited-service eating places	1 926	4 321	18 087	90	17	14	27	22	9	1			
72221	Limited-service eating places	1 926	4 321	18 087	90	17	14	27	22	9	1			
722211	Limited-service restaurants	1 618	3 671	14 949	73	13	11	20	21	7	1			
722212	Cafeterias	150	361	1 720	3	1	—	—	—	2	—			
722213	Snack & nonalcoholic beverage bars	158	289	1 418	14	3	3	7	1	—	—			
7223	Special food services	288	1 237	5 229	20	9	6	—	4	—	1			
72231	Food service contractors	250	1 153	4 831	13	4	5	—	3	—	1			
722310	Food service contractors	250	1 153	4 831	13	4	5	—	3	—	1			
7224	Drinking places (alcoholic beverages)	170	387	1 818	15	6	4	3	1	1	—			
72241	Drinking places (alcoholic beverages)	170	387	1 818	15	6	4	3	1	1	—			
722410	Drinking places (alcoholic beverages)	170	387	1 818	15	6	4	3	1	1	—			
<b>81</b>	<b>Other services (except public administration)</b>	<b>2 657</b>	<b>11 644</b>	<b>48 655</b>	<b>357</b>	<b>193</b>	<b>77</b>	<b>59</b>	<b>24</b>	<b>3</b>	<b>1</b>			
811	Repair & maintenance	519	3 049	13 055	95	62	19	12	1	1	—			
8111	Automotive repair & maintenance	427	2 366	10 037	72	44	16	10	1	1	—			
81111	Automotive mechanical & electrical R&M	183	1 162	5 132	42	27	12	2	1	—	—			
811111	General automotive repair	142	889	3 820	32	20	10	1	1	—	—			
811112	Automotive body, paint, interior & glass repair	102	770	3 222	19	12	3	4	—	—	—			
811119	Other automotive R&M	142	434	1 683	11	5	1	4	—	1	—			
812	Personal & laundry services	924	3 713	15 589	98	50	21	17	7	2	1			
8121	Personal care services	500	1 816	7 970	58	27	12	13	5	1	—			
81211	Hair, nail & skin care services	429	1 675	7 326	47	20	12	9	5	1	—			
812112	Beauty salons	413	1 635	7 178	40	15	10	9	5	1	—			
8123	Drycleaning & laundry services	310	1 307	5 315	12	2	5	2	1	1	1			
81232	Drycleaning & laundry services (exc coin-op)	(C)	(D)	(D)	7	1	2	2	1	1	—			
81233	Linen & uniform supply	(C)	(D)	(D)	1	—	—	—	—	—	1			
813	Religious, grantmaking, civic, prof & like organizations	1 214	4 882	20 011	164	81	37	30	16	—	—			
8131	Religious organizations	703	2 690	10 931	87	36	23	19	9	—	—			
81311	Religious organizations	703	2 690	10 931	87	36	23	19	9	—	—			
813110	Religious organizations	703	2 690	10 931	87	36	23	19	9	—	—			
8134	Civic & social organizations	216	678	2 912	22	10	3	4	5	—	—			
81341	Civic & social organizations	216	678	2 912	22	10	3	4	5	—	—			
813410	Civic & social organizations	216	678	2 912	22	10	3	4	5	—	—			
8139	Business, labor, political, like organizations	172	820	3 413	35	24	6	5	—	—	—			
<b>99</b>	<b>Unclassified establishments</b>	<b>12</b>	<b>29</b>	<b>184</b>	<b>12</b>	<b>10</b>	<b>2</b>	<b>—</b>	<b>—</b>	<b>—</b>	<b>—</b>			
<b>OTTER TAIL</b>														
	<b>Total</b>	<b>17 449</b>	<b>95 614</b>	<b>412 840</b>	<b>1 641</b>	<b>970</b>	<b>315</b>	<b>178</b>	<b>123</b>	<b>31</b>	<b>15</b>	<b>6</b>	<b>3</b>	<b>—</b>
<b>11</b>	<b>Forestry, fishing, hunting, and agriculture support</b>	<b>10</b>	<b>34</b>	<b>264</b>	<b>7</b>	<b>6</b>	<b>1</b>	<b>—</b>	<b>—</b>	<b>—</b>	<b>—</b>	<b>—</b>	<b>—</b>	<b>—</b>
<b>21</b>	<b>Mining</b>	<b>(A)</b>	<b>(D)</b>	<b>(D)</b>	<b>2</b>	<b>1</b>	<b>—</b>	<b>1</b>	<b>—</b>	<b>—</b>	<b>—</b>	<b>—</b>	<b>—</b>	<b>—</b>
<b>22</b>	<b>Utilities</b>	<b>(F)</b>	<b>(D)</b>	<b>(D)</b>	<b>8</b>	<b>1</b>	<b>—</b>	<b>2</b>	<b>3</b>	<b>1</b>	<b>—</b>	<b>1</b>	<b>—</b>	<b>—</b>
221	Utilities	(F)	(D)	(D)	8	1	—	2	3	1	—	1	—	—
2211	Elec pwr generation, transmsn & distribution	(F)	(D)	(D)	7	—	—	2	3	1	—	1	—	—
22112	Electric pwr transmsn, control & distribution	(E)	(D)	(D)	6	—	—	2	2	1	—	1	—	—
<b>23</b>	<b>Construction</b>	<b>787</b>	<b>4 358</b>	<b>26 692</b>	<b>233</b>	<b>184</b>	<b>34</b>	<b>8</b>	<b>7</b>	<b>—</b>	<b>—</b>	<b>—</b>	<b>—</b>	<b>—</b>
236	Construction of Buildings	299	1 778	8 018	63	42	14	3	4	—	—	—	—	—
2361	Residential Building Construction	160	753	4 093	54	40	12	2	—	—	—	—	—	—
23611	Residential Building Construction	160	753	4 093	54	40	12	2	—	—	—	—	—	—
236115	New Single-Family Housing Construction (except Operative Builders)	116	535	2 944	41	30	10	1	—	—	—	—	—	—
2362	Nonresidential Building Construction	139	1 025	3 925	9	2	2	1	4	—	—	—	—	—
23622	Commercial and Institutional Building Construction	139	1 025	3 925	9	2	2	1	4	—	—	—	—	—
236220	Commercial and Institutional Building Construction	139	1 025	3 925	9	2	2	1	4	—	—	—	—	—
238	Specialty Trade Contractors	417	2 036	11 658	141	118	17	3	3	—	—	—	—	—
2382	Building Equipment Contractors	210	1 271	5 360	49	35	10	3	1	—	—	—	—	—
23822	Plumbing, Heating, and Air-Conditioning Contractors	136	853	3 552	27	18	6	2	1	—	—	—	—	—
238220	Plumbing, Heating, and Air-Conditioning Contractors	136	853	3 552	27	18	6	2	1	—	—	—	—	—

See footnotes at end of table.

**Table 6. Counties—Employees, Payroll, and Establishments by Industry: 2003—Con.**

[Excludes most government employees, railroad employees, and self-employed persons. Size class 1 to 4 includes establishments with payroll, but no employees, during mid-March pay period. (D) denotes figures withheld to avoid disclosing data for individual companies; the data are included in broader industry totals. Detailed industries with 100 or more employees are shown if industry was not a (D). For explanation of terms, abbreviations, and data reliability/comparability, see introductory text]

NAICS code	Industry	Number of employees for week including March 12	Payroll (\$1,000)		Total number of establishments	Number of establishments by employment-size class								
			First quarter	Annual		1 to 4	5 to 9	10 to 19	20 to 49	50 to 99	100 to 249	250 to 499	500 to 999	1,000 or more
<b>OTTER TAIL—Con.</b>														
<b>31-33</b>	<b>Manufacturing</b>	<b>3 388</b>	<b>22 173</b>	<b>100 058</b>	<b>77</b>	<b>24</b>	<b>10</b>	<b>19</b>	<b>11</b>	<b>8</b>	—	<b>3</b>	<b>2</b>	—
311	Food mfg	1 504	10 261	42 248	11	2	1	1	1	3	—	2	1	—
3116	Animal slaughtering & processing	(F)	(D)	(D)	1	—	—	—	—	(D)	—	—	1	—
31161	Animal slaughtering & processing	(F)	(D)	(D)	1	—	—	—	—	(D)	—	—	1	—
3118	Bakeries & tortilla mfg	(E)	(D)	(D)	3	1	—	1	—	—	—	1	—	—
31181	Bread & bakery product mfg	(E)	(D)	(D)	3	1	—	1	—	—	—	1	—	—
3119	Other food mfg	(E)	(D)	(D)	2	—	—	—	—	1	—	1	—	—
31191	Snack food mfg	(E)	(D)	(D)	1	—	—	—	—	(D)	—	—	—	—
321	Wood product mfg	310	1 322	6 131	3	—	—	1	1	—	—	1	—	—
3219	Other wood product mfg	310	1 322	6 131	3	—	—	1	1	—	—	1	—	—
32191	Millwork	(E)	(D)	(D)	2	—	—	—	1	—	—	1	—	—
332	Fabricated metal product mfg	307	2 051	8 685	17	8	1	3	3	2	—	—	—	—
3327	Mach shops, turn prod, screw, nut, bolt mfg	(C)	(D)	(D)	10	6	—	2	2	—	—	—	—	—
33271	Machine shops	(C)	(D)	(D)	10	6	—	2	2	—	—	—	—	—
333	Machinery mfg	110	695	3 341	7	4	—	2	—	1	—	—	—	—
334	Computer & electronic product mfg	144	1 292	6 526	5	—	2	1	1	1	—	—	—	—
3344	Semiconductor & oth electronic component mfg	(C)	(D)	(D)	3	—	1	—	1	1	—	—	—	—
33441	Semiconductor & oth electronic component mfg	(C)	(D)	(D)	3	—	1	—	1	1	—	—	—	—
336	Transportation equipment mfg	(F)	(D)	(D)	2	—	—	1	—	—	—	—	1	—
3366	Ship & boat building	(F)	(D)	(D)	1	—	—	—	—	—	—	—	1	—
33661	Ship & boat building	(F)	(D)	(D)	1	—	—	—	—	—	—	—	1	—
<b>42</b>	<b>Wholesale trade</b>	<b>628</b>	<b>3 516</b>	<b>15 343</b>	<b>74</b>	<b>39</b>	<b>19</b>	<b>8</b>	<b>7</b>	—	<b>1</b>	—	—	—
423	Merchant Wholesalers, Durable Goods	234	1 602	6 847	35	17	11	4	3	—	—	—	—	—
4238	Machinery, Equipment, and Supplies Merchant Wholesalers	127	1 100	4 630	11	2	4	3	2	—	—	—	—	—
424	Merchant Wholesalers, Nondurable Goods	223	1 080	4 976	33	20	8	2	3	—	—	—	—	—
425	Wholesale Electronic Markets and Agents and Brokers	171	834	3 520	6	2	—	2	1	—	1	—	—	—
4251	Wholesale Electronic Markets and Agents and Brokers	171	834	3 520	6	2	—	2	1	—	1	—	—	—
42512	Wholesale Trade Agents and Brokers	171	834	3 520	6	2	—	2	1	—	1	—	—	—
425120	Wholesale Trade Agents and Brokers	171	834	3 520	6	2	—	2	1	—	1	—	—	—
<b>44-45</b>	<b>Retail trade</b>	<b>3 173</b>	<b>12 614</b>	<b>54 730</b>	<b>288</b>	<b>120</b>	<b>93</b>	<b>41</b>	<b>23</b>	<b>7</b>	<b>4</b>	—	—	—
441	Motor vehicle & parts dealers	388	2 764	12 422	36	16	10	5	3	2	—	—	—	—
4411	Automobile dealers	242	1 970	8 786	14	3	6	1	2	2	—	—	—	—
44111	New car dealers	209	1 727	7 575	7	—	2	1	2	2	—	—	—	—
441110	New car dealers	209	1 727	7 575	7	—	2	1	2	2	—	—	—	—
444	Bldg material & garden equip & supp dealers	249	1 857	7 831	39	19	12	6	—	2	—	—	—	—
4441	Building material & supplies dealers	327	1 234	5 128	29	15	9	4	—	1	—	—	—	—
44411	Home centers	(C)	(D)	(D)	3	1	1	—	—	1	—	—	—	—
4442	Lawn & garden equip & supplies stores	122	623	2 703	10	4	3	2	—	1	—	—	—	—
44422	Nursery & garden centers	122	623	2 703	10	4	3	2	—	1	—	—	—	—
444220	Nursery & garden centers	122	623	2 703	10	4	3	2	—	1	—	—	—	—
445	Food & beverage stores	672	1 846	7 919	36	10	12	6	5	1	2	—	—	—
4451	Grocery stores	577	1 616	6 942	20	5	3	4	5	1	2	—	—	—
44511	Grocery (except convenience) stores	546	1 500	6 450	17	5	2	2	5	1	2	—	—	—
445110	Grocery (except convenience) stores	546	1 500	6 450	17	5	2	2	5	1	2	—	—	—
446	Health & personal care stores	121	559	2 421	10	2	4	2	2	—	—	—	—	—
4461	Health & personal care stores	121	559	2 421	10	2	4	2	2	—	—	—	—	—
44611	Pharmacies & drug stores	104	481	2 091	7	1	2	2	2	—	—	—	—	—
446110	Pharmacies & drug stores	104	481	2 091	7	1	2	2	2	—	—	—	—	—
447	Gasoline stations	495	1 254	5 323	53	10	26	11	6	—	—	—	—	—
4471	Gasoline stations	495	1 254	5 323	53	10	26	11	6	—	—	—	—	—
44711	Gasoline stations with convenience stores	387	880	3 762	43	7	23	9	4	—	—	—	—	—
447110	Gasoline stations with convenience stores	387	880	3 762	43	7	23	9	4	—	—	—	—	—
44719	Other gasoline stations	108	374	1 561	10	3	3	2	2	—	—	—	—	—
447190	Other gasoline stations	108	374	1 561	10	3	3	2	2	—	—	—	—	—
448	Clothing & clothing accessories stores	110	221	966	18	8	8	1	1	—	—	—	—	—
452	General merchandise stores	657	2 530	10 733	14	2	1	3	4	2	2	—	—	—
4521	Department stores	362	1 420	6 133	4	—	—	—	1	2	1	—	—	—
45211	Department stores	362	1 420	6 133	4	—	—	—	1	2	1	—	—	—
4529	Other general merchandise stores	295	1 110	4 600	10	2	1	3	3	—	1	—	—	—
45299	All other general merchandise stores	295	1 110	4 600	10	2	1	3	3	—	1	—	—	—
452990	All other general merchandise stores	295	1 110	4 600	10	2	1	3	3	—	1	—	—	—
453	Miscellaneous store retailers	133	402	2 124	29	18	7	4	—	—	—	—	—	—
<b>48-49</b>	<b>Transportation &amp; warehousing</b>	<b>409</b>	<b>2 088</b>	<b>8 744</b>	<b>59</b>	<b>41</b>	<b>6</b>	<b>3</b>	<b>8</b>	<b>1</b>	—	—	—	—
484	Truck transportation	208	1 092	4 458	45	35	4	3	3	—	—	—	—	—
4841	General freight trucking	169	931	3 534	26	19	1	3	3	—	—	—	—	—
48412	General freight trucking, long-distance	118	635	2 398	16	10	1	3	2	—	—	—	—	—
484121	General freight trucking, long-distance, TL	118	635	2 398	16	10	1	3	2	—	—	—	—	—
485	Transit & ground passenger transportation	(C)	(D)	(D)	5	1	—	—	3	1	—	—	—	—
4854	School & employee bus transportation	117	334	1 475	4	—	—	—	3	1	—	—	—	—
48541	School & employee bus transportation	117	334	1 475	4	—	—	—	3	1	—	—	—	—
485410	School & employee bus transportation	117	334	1 475	4	—	—	—	3	1	—	—	—	—

See footnotes at end of table.

**Table 6. Counties—Employees, Payroll, and Establishments by Industry: 2003—Con.**

[Excludes most government employees, railroad employees, and self-employed persons. Size class 1 to 4 includes establishments with payroll, but no employees, during mid-March pay period. (D) denotes figures withheld to avoid disclosing data for individual companies; the data are included in broader industry totals. Detailed industries with 100 or more employees are shown if industry was not a (D). For explanation of terms, abbreviations, and data reliability/comparability, see introductory text]

NAICS code	Industry	Number of employees for week including March 12	Payroll (\$1,000)		Total number of establishments	Number of establishments by employment-size class								
			First quarter	Annual		1 to 4	5 to 9	10 to 19	20 to 49	50 to 99	100 to 249	250 to 499	500 to 999	1,000 or more
<b>OTTER TAIL—Con.</b>														
<b>51</b>	<b>Information</b> .....	<b>398</b>	<b>3 040</b>	<b>12 478</b>	<b>33</b>	<b>15</b>	<b>6</b>	<b>5</b>	<b>6</b>	<b>1</b>	—	—	—	—
511	Publishing industries .....	115	619	2 447	12	6	3	1	2	—	—	—	—	—
5111	Newspaper, periodical, book, database publishers .....	115	619	2 447	12	6	3	1	2	—	—	—	—	—
517	Telecommunications .....	212	2 061	8 450	12	3	3	2	3	1	—	—	—	—
5171	Wired Telecommunications Carriers .....	185	1 864	7 643	7	1	1	1	3	1	—	—	—	—
51711	Wired Telecommunications Carriers .....	185	1 864	7 643	7	1	1	1	3	1	—	—	—	—
517110	Wired Telecommunications Carriers .....	185	1 864	7 643	7	1	1	1	3	1	—	—	—	—
<b>52</b>	<b>Finance &amp; insurance</b> .....	<b>538</b>	<b>4 021</b>	<b>16 977</b>	<b>107</b>	<b>76</b>	<b>9</b>	<b>17</b>	<b>5</b>	—	—	—	—	—
522	Credit intermediation & related activities .....	353	2 733	11 604	33	11	3	14	5	—	—	—	—	—
5221	Depository credit intermediation .....	334	2 437	10 633	28	7	3	13	5	—	—	—	—	—
52211	Commercial banking .....	301	2 234	9 834	22	3	3	11	5	—	—	—	—	—
522110	Commercial banking .....	301	2 234	9 834	22	3	3	11	5	—	—	—	—	—
524	Insurance carriers & related activities .....	154	906	3 857	56	48	6	2	—	—	—	—	—	—
5242	Agencies & other insurance related activities .....	(C)	(D)	(D)	52	46	4	2	—	—	—	—	—	—
52421	Insurance agencies & brokerages .....	141	843	3 589	51	45	4	2	—	—	—	—	—	—
524210	Insurance agencies & brokerages .....	141	843	3 589	51	45	4	2	—	—	—	—	—	—
<b>53</b>	<b>Real estate &amp; rental &amp; leasing</b> .....	<b>121</b>	<b>552</b>	<b>2 418</b>	<b>55</b>	<b>49</b>	<b>4</b>	<b>2</b>	—	—	—	—	—	—
<b>54</b>	<b>Professional, scientific &amp; technical services</b> .....	<b>385</b>	<b>2 349</b>	<b>10 222</b>	<b>91</b>	<b>61</b>	<b>24</b>	<b>3</b>	<b>3</b>	—	—	—	—	—
541	Professional, scientific & technical services .....	385	2 349	10 222	91	61	24	3	3	—	—	—	—	—
<b>55</b>	<b>Management of companies &amp; enterprises</b> .....	<b>(B)</b>	<b>(D)</b>	<b>(D)</b>	<b>2</b>	<b>1</b>	—	—	—	<b>1</b>	—	—	—	—
<b>56</b>	<b>Admin, support, waste mgt, remediation services</b> .....	<b>334</b>	<b>1 564</b>	<b>8 273</b>	<b>54</b>	<b>40</b>	<b>9</b>	<b>1</b>	<b>3</b>	—	<b>1</b>	—	—	—
561	Administrative & support services .....	302	1 430	7 602	46	35	7	—	3	—	1	—	—	—
5617	Services to buildings & dwellings .....	163	717	4 157	24	19	4	—	—	—	1	—	—	—
56173	Landscaping services .....	136	683	4 016	15	13	1	—	—	—	1	—	—	—
561730	Landscaping services .....	136	683	4 016	15	13	1	—	—	—	1	—	—	—
<b>61</b>	<b>Educational services</b> .....	<b>190</b>	<b>840</b>	<b>3 297</b>	<b>10</b>	<b>6</b>	—	<b>1</b>	<b>2</b>	—	<b>1</b>	—	—	—
611	Educational services .....	190	840	3 297	10	6	—	1	2	—	1	—	—	—
6111	Elementary & secondary schools .....	176	765	3 030	7	4	—	—	2	—	1	—	—	—
61111	Elementary & secondary schools .....	176	765	3 030	7	4	—	—	2	—	1	—	—	—
611110	Elementary & secondary schools .....	176	765	3 030	7	4	—	—	2	—	1	—	—	—
<b>62</b>	<b>Health care and social assistance</b> .....	<b>3 729</b>	<b>20 940</b>	<b>85 454</b>	<b>145</b>	<b>66</b>	<b>25</b>	<b>23</b>	<b>14</b>	<b>6</b>	<b>8</b>	<b>2</b>	<b>1</b>	—
621	Ambulatory health care services .....	1 004	7 321	31 073	77	38	17	15	3	1	3	—	—	—
6211	Offices of physicians .....	313	4 073	16 896	11	3	3	3	1	—	1	—	—	—
62111	Offices of physicians .....	313	4 073	16 896	11	3	3	3	1	—	1	—	—	—
6212	Offices of dentists .....	155	863	4 029	22	7	9	6	—	—	—	—	—	—
62121	Offices of dentists .....	155	863	4 029	22	7	9	6	—	—	—	—	—	—
621210	Offices of dentists .....	155	863	4 029	22	7	9	6	—	—	—	—	—	—
6216	Home health care services .....	307	1 079	4 574	8	4	—	2	—	—	2	—	—	—
62161	Home health care services .....	307	1 079	4 574	8	4	—	2	—	—	2	—	—	—
621610	Home health care services .....	307	1 079	4 574	8	4	—	2	—	—	2	—	—	—
622	Hospitals .....	(F)	(D)	(D)	2	—	—	—	—	—	—	1	1	—
6221	General medical & surgical hospitals .....	(F)	(D)	(D)	2	—	—	—	—	—	—	1	1	—
62211	General medical & surgical hospitals .....	(F)	(D)	(D)	2	—	—	—	—	—	—	1	1	—
623	Nursing & residential care facilities .....	1 131	4 987	21 022	26	6	5	3	3	4	5	—	—	—
6231	Nursing care facilities .....	740	3 106	12 831	7	—	—	—	—	4	3	—	—	—
62311	Nursing care facilities .....	740	3 106	12 831	7	—	—	—	—	4	3	—	—	—
623110	Nursing care facilities .....	740	3 106	12 831	7	—	—	—	—	4	3	—	—	—
6232	Residential mental retardation, health facil .....	(C)	(D)	(D)	9	1	5	2	—	—	1	—	—	—
62321	Residential mental retardation facilities .....	151	460	2 276	8	1	5	1	—	—	1	—	—	—
623210	Residential mental retardation facilities .....	151	460	2 276	8	1	5	1	—	—	1	—	—	—
6233	Community care facilities for the elderly .....	192	1 198	5 024	8	4	—	1	2	—	1	—	—	—
62331	Community care facilities for the elderly .....	192	1 198	5 024	8	4	—	1	2	—	1	—	—	—
624	Social assistance .....	(F)	(D)	(D)	40	22	3	5	8	1	—	1	—	—
6241	Individual & family services .....	287	1 243	4 817	22	10	3	3	5	1	—	—	—	—
62419	Other individual & family services .....	165	831	3 106	10	3	2	3	1	1	—	—	—	—
624190	Other individual & family services .....	165	831	3 106	10	3	2	3	1	1	—	—	—	—
6243	Vocational rehabilitation services .....	343	793	3 178	3	—	—	—	2	—	—	1	—	—
62431	Vocational rehabilitation services .....	343	793	3 178	3	—	—	—	2	—	—	1	—	—
624310	Vocational rehabilitation services .....	343	793	3 178	3	—	—	—	2	—	—	1	—	—
<b>71</b>	<b>Arts, entertainment &amp; recreation</b> .....	<b>285</b>	<b>558</b>	<b>2 974</b>	<b>34</b>	<b>21</b>	<b>6</b>	<b>4</b>	<b>1</b>	<b>2</b>	—	—	—	—
713	Amusement, gambling & recreation industries .....	269	483	2 651	27	15	5	4	1	2	—	—	—	—
7139	Other amusement & recreation industries .....	263	470	2 591	24	13	4	4	1	2	—	—	—	—
71394	Fitness & recreational sports centers .....	182	240	923	8	2	1	3	—	2	—	—	—	—
713940	Fitness & recreational sports centers .....	182	240	923	8	2	1	3	—	2	—	—	—	—

See footnotes at end of table.



**Table 6. Counties—Employees, Payroll, and Establishments by Industry: 2003—Con.**

[Excludes most government employees, railroad employees, and self-employed persons. Size class 1 to 4 includes establishments with payroll, but no employees, during mid-March pay period. (D) denotes figures withheld to avoid disclosing data for individual companies; the data are included in broader industry totals. Detailed industries with 100 or more employees are shown if industry was not a (D). For explanation of terms, abbreviations, and data reliability/comparability, see introductory text]

NAICS code	Industry	Number of employees for week including March 12	Payroll (\$1,000)		Total number of establishments	Number of establishments by employment-size class									
			First quarter	Annual		1 to 4	5 to 9	10 to 19	20 to 49	50 to 99	100 to 249	250 to 499	500 to 999	1,000 or more	
<b>OTTER TAIL—Con.</b>															
<b>72</b>	<b>Accommodation &amp; food services</b> .....	<b>1 392</b>	<b>2 667</b>	<b>14 042</b>	<b>141</b>	<b>73</b>	<b>20</b>	<b>22</b>	<b>22</b>	<b>4</b>	—	—	—	—	
721	Accommodation .....	143	339	2 467	41	31	6	3	1	—	—	—	—	—	
7211	Traveler accommodation .....	(C)	(D)	(D)	31	23	4	3	1	—	—	—	—	—	
72111	Hotels (exc casino hotels) & motels .....	117	260	1 873	23	15	4	3	1	—	—	—	—	—	
721110	Hotels (exc casino hotels) & motels .....	117	260	1 873	23	15	4	3	1	—	—	—	—	—	
722	Food services & drinking places .....	1 249	2 328	11 575	100	42	14	19	21	4	—	—	—	—	
7221	Full-service restaurants .....	624	1 237	5 738	42	17	6	6	10	3	—	—	—	—	
72211	Full-service restaurants .....	624	1 237	5 738	42	17	6	6	10	3	—	—	—	—	
722110	Full-service restaurants .....	624	1 237	5 738	42	17	6	6	10	3	—	—	—	—	
7222	Limited-service eating places .....	494	850	4 432	36	14	2	9	10	1	—	—	—	—	
72221	Limited-service eating places .....	494	850	4 432	36	14	2	9	10	1	—	—	—	—	
722211	Limited-service restaurants .....	473	837	4 228	29	8	2	8	10	1	—	—	—	—	
<b>81</b>	<b>Other services (except public administration)</b> .....	<b>1 069</b>	<b>3 102</b>	<b>13 236</b>	<b>214</b>	<b>139</b>	<b>49</b>	<b>18</b>	<b>8</b>	—	—	—	—	—	
811	Repair & maintenance .....	174	756	3 284	59	47	11	1	—	—	—	—	—	—	
8111	Automotive repair & maintenance .....	140	616	2 642	44	32	11	1	—	—	—	—	—	—	
812	Personal & laundry services .....	157	436	1 996	36	22	10	3	1	—	—	—	—	—	
813	Religious, grantmaking, civic, prof & like organizations .....	738	1 910	7 956	119	70	28	14	7	—	—	—	—	—	
8131	Religious organizations .....	414	978	3 982	79	48	20	9	2	—	—	—	—	—	
81311	Religious organizations .....	414	978	3 982	79	48	20	9	2	—	—	—	—	—	
813110	Religious organizations .....	414	978	3 982	79	48	20	9	2	—	—	—	—	—	
8134	Civic & social organizations .....	248	392	1 587	26	12	7	3	4	—	—	—	—	—	
81341	Civic & social organizations .....	248	392	1 587	26	12	7	3	4	—	—	—	—	—	
813410	Civic & social organizations .....	248	392	1 587	26	12	7	3	4	—	—	—	—	—	
<b>99</b>	<b>Unclassified establishments</b> .....	<b>2</b>	<b>4</b>	<b>29</b>	<b>7</b>	<b>7</b>	—	—	—	—	—	—	—	—	
<b>PENNINGTON</b>															
	<b>Total</b> .....	<b>7 310</b>	<b>42 509</b>	<b>193 897</b>	<b>417</b>	<b>213</b>	<b>92</b>	<b>57</b>	<b>36</b>	<b>9</b>	<b>3</b>	<b>5</b>	<b>1</b>	<b>1</b>	
<b>11</b>	<b>Forestry, fishing, hunting, and agriculture support</b> .....	<b>(A)</b>	<b>(D)</b>	<b>(D)</b>	<b>2</b>	<b>1</b>	—	<b>1</b>	—	—	—	—	—	—	
<b>22</b>	<b>Utilities</b> .....	<b>(A)</b>	<b>(D)</b>	<b>(D)</b>	<b>1</b>	—	<b>1</b>	—	—	—	—	—	—	—	
<b>23</b>	<b>Construction</b> .....	<b>151</b>	<b>972</b>	<b>4 969</b>	<b>42</b>	<b>32</b>	<b>3</b>	<b>7</b>	—	—	—	—	—	—	
238	Specialty Trade Contractors .....	105	744	3 583	23	15	3	5	—	—	—	—	—	—	
<b>31-33</b>	<b>Manufacturing</b> .....	<b>1 493</b>	<b>9 249</b>	<b>49 386</b>	<b>24</b>	<b>9</b>	<b>3</b>	<b>3</b>	<b>5</b>	<b>—</b>	<b>1</b>	<b>3</b>	—	—	
311	Food mfg .....	160	1 317	7 981	5	1	1	1	1	—	1	—	—	—	
3115	Dairy product mfg .....	(C)	(D)	(D)	1	—	—	—	—	—	1	—	—	—	
31151	Dairy product (exc frozen) mfg .....	(C)	(D)	(D)	1	—	—	—	—	—	1	—	—	—	
336	Transportation equipment mfg .....	(G)	(D)	(D)	3	—	—	—	—	—	—	3	—	—	
3369	Other transportation equipment mfg .....	(G)	(D)	(D)	3	—	—	—	—	—	—	3	—	—	
33699	Other transportation equipment mfg .....	(G)	(D)	(D)	3	—	—	—	—	—	—	3	—	—	
<b>42</b>	<b>Wholesale trade</b> .....	<b>1 366</b>	<b>10 709</b>	<b>41 467</b>	<b>21</b>	<b>7</b>	<b>4</b>	<b>6</b>	<b>3</b>	—	—	—	—	<b>1</b>	
423	Merchant Wholesalers, Durable Goods .....	1 291	9 813	38 542	15	5	4	3	2	—	—	—	—	1	
4236	Electrical and Electronic Goods Merchant Wholesalers .....	(G)	(D)	(D)	1	—	—	—	—	—	—	—	—	1	
42369	Other Electronic Parts and Equipment Merchant Wholesalers .....	(G)	(D)	(D)	1	—	—	—	—	—	—	—	—	1	
<b>44-45</b>	<b>Retail trade</b> .....	<b>881</b>	<b>3 914</b>	<b>17 382</b>	<b>84</b>	<b>34</b>	<b>33</b>	<b>7</b>	<b>7</b>	<b>2</b>	<b>1</b>	—	—	—	
441	Motor vehicle & parts dealers .....	153	1 158	4 667	17	7	4	4	2	—	—	—	—	—	
445	Food & beverage stores .....	219	692	2 954	7	1	4	—	—	1	1	—	—	—	
4451	Grocery stores .....	(C)	(D)	(D)	3	—	1	—	—	1	1	—	—	—	
44511	Grocery (except convenience) stores .....	(C)	(D)	(D)	2	—	—	—	—	1	1	—	—	—	
447	Gasoline stations .....	114	381	1 558	14	5	6	1	2	—	—	—	—	—	
4471	Gasoline stations .....	114	381	1 558	14	5	6	1	2	—	—	—	—	—	
452	General merchandise stores .....	146	554	2 341	4	—	2	—	1	1	—	—	—	—	
<b>48-49</b>	<b>Transportation &amp; warehousing</b> .....	<b>148</b>	<b>973</b>	<b>4 117</b>	<b>22</b>	<b>15</b>	<b>2</b>	<b>3</b>	<b>2</b>	—	—	—	—	—	
<b>51</b>	<b>Information</b> .....	<b>94</b>	<b>479</b>	<b>2 456</b>	<b>6</b>	<b>2</b>	—	<b>2</b>	<b>2</b>	—	—	—	—	—	
<b>52</b>	<b>Finance &amp; insurance</b> .....	<b>160</b>	<b>1 165</b>	<b>4 807</b>	<b>32</b>	<b>28</b>	—	<b>2</b>	<b>1</b>	<b>1</b>	—	—	—	—	
522	Credit intermediation & related activities .....	103	790	2 751	8	5	—	1	1	1	—	—	—	—	
5221	Depository credit intermediation .....	103	790	2 751	8	5	—	1	1	1	—	—	—	—	
<b>53</b>	<b>Real estate &amp; rental &amp; leasing</b> .....	<b>22</b>	<b>119</b>	<b>508</b>	<b>9</b>	<b>8</b>	<b>1</b>	—	—	—	—	—	—	—	
<b>54</b>	<b>Professional, scientific &amp; technical services</b> .....	<b>362</b>	<b>3 211</b>	<b>14 499</b>	<b>21</b>	<b>14</b>	<b>5</b>	<b>1</b>	—	—	—	<b>1</b>	—	—	
541	Professional, scientific & technical services .....	362	3 211	14 499	21	14	5	1	—	—	—	1	—	—	
5413	Architectural, engineering & related services .....	(E)	(D)	(D)	4	3	—	—	—	—	—	1	—	—	
54133	Engineering services .....	(E)	(D)	(D)	2	1	—	—	—	—	—	1	—	—	
<b>55</b>	<b>Management of companies &amp; enterprises</b> .....	<b>(A)</b>	<b>(D)</b>	<b>(D)</b>	<b>1</b>	—	<b>1</b>	—	—	—	—	—	—	—	
<b>56</b>	<b>Admin, support, waste mgt, remediation services</b> .....	<b>72</b>	<b>243</b>	<b>1 033</b>	<b>10</b>	<b>3</b>	<b>3</b>	<b>4</b>	—	—	—	—	—	—	
<b>61</b>	<b>Educational services</b> .....	<b>(A)</b>	<b>(D)</b>	<b>(D)</b>	<b>2</b>	<b>1</b>	<b>1</b>	—	—	—	—	—	—	—	

See footnotes at end of table.

**Table 6. Counties—Employees, Payroll, and Establishments by Industry: 2003—Con.**

[Excludes most government employees, railroad employees, and self-employed persons. Size class 1 to 4 includes establishments with payroll, but no employees, during mid-March pay period. (D) denotes figures withheld to avoid disclosing data for individual companies; the data are included in broader industry totals. Detailed industries with 100 or more employees are shown if industry was not a (D). For explanation of terms, abbreviations, and data reliability/comparability, see introductory text]

NAICS code	Industry	Number of employees for week including March 12	Payroll (\$1,000)		Total number of establishments	Number of establishments by employment-size class								
			First quarter	Annual		1 to 4	5 to 9	10 to 19	20 to 49	50 to 99	100 to 249	250 to 499	500 to 999	1,000 or more
<b>PENNINGTON—Con.</b>														
<b>62</b>	<b>Health care and social assistance</b> .....	<b>1 163</b>	<b>7 274</b>	<b>34 732</b>	<b>40</b>	<b>13</b>	<b>10</b>	<b>7</b>	<b>4</b>	<b>4</b>	<b>1</b>	<b>1</b>	—	—
621	Ambulatory health care services .....	324	2 978	16 048	18	6	6	2	3	—	1	—	—	—
6211	Offices of physicians .....	226	2 425	13 189	5	2	—	—	2	—	1	—	—	—
62111	Offices of physicians .....	226	2 425	13 189	5	2	—	—	2	—	1	—	—	—
621111	Offices of physicians (exc mental health) ...	226	2 425	13 189	5	2	—	—	2	—	1	—	—	—
622	Hospitals .....	(E)	(D)	(D)	1	—	—	—	—	—	—	1	—	—
6221	General medical & surgical hospitals .....	(E)	(D)	(D)	1	—	—	—	—	—	—	1	—	—
62211	General medical & surgical hospitals .....	(E)	(D)	(D)	1	—	—	—	—	—	—	1	—	—
623	Nursing & residential care facilities .....	(C)	(D)	(D)	9	1	3	4	—	1	—	—	—	—
624	Social assistance .....	224	693	2 966	12	6	1	1	1	3	—	—	—	—
6243	Vocational rehabilitation services .....	(C)	(D)	(D)	3	—	—	—	—	3	—	—	—	—
62431	Vocational rehabilitation services .....	(C)	(D)	(D)	3	—	—	—	—	3	—	—	—	—
<b>71</b>	<b>Arts, entertainment &amp; recreation</b> .....	<b>(B)</b>	<b>(D)</b>	<b>(D)</b>	<b>9</b>	<b>6</b>	<b>2</b>	<b>1</b>	—	—	—	—	—	—
<b>72</b>	<b>Accommodation &amp; food services</b> .....	<b>991</b>	<b>3 090</b>	<b>13 519</b>	<b>33</b>	<b>9</b>	<b>4</b>	<b>10</b>	<b>7</b>	<b>2</b>	—	—	<b>1</b>	—
721	Accommodation .....	(F)	(D)	(D)	5	1	—	2	—	1	—	—	1	—
7211	Traveler accommodation .....	(F)	(D)	(D)	5	1	—	2	—	1	—	—	1	—
72112	Casino hotels .....	(F)	(D)	(D)	1	—	—	—	—	—	—	—	1	—
722	Food services & drinking places .....	(E)	(D)	(D)	28	8	4	8	7	1	—	—	—	—
7221	Full-service restaurants .....	209	386	1 652	13	3	2	3	5	—	—	—	—	—
72211	Full-service restaurants .....	209	386	1 652	13	3	2	3	5	—	—	—	—	—
722110	Full-service restaurants .....	209	386	1 652	13	3	2	3	5	—	—	—	—	—
7222	Limited-service eating places .....	162	328	1 538	11	3	1	4	2	1	—	—	—	—
72221	Limited-service eating places .....	162	328	1 538	11	3	1	4	2	1	—	—	—	—
722211	Limited-service restaurants .....	162	328	1 538	11	3	1	4	2	1	—	—	—	—
<b>81</b>	<b>Other services (except public administration)</b> .....	<b>331</b>	<b>815</b>	<b>3 505</b>	<b>55</b>	<b>28</b>	<b>19</b>	<b>3</b>	<b>5</b>	—	—	—	—	—
813	Religious, grantmaking, civic, prof & like organizations .....	209	351	1 508	26	16	2	3	5	—	—	—	—	—
8131	Religious organizations .....	102	188	811	16	11	1	3	1	—	—	—	—	—
81311	Religious organizations .....	102	188	811	16	11	1	3	1	—	—	—	—	—
813110	Religious organizations .....	102	188	811	16	11	1	3	1	—	—	—	—	—
8134	Civic & social organizations .....	(C)	(D)	(D)	8	3	1	—	4	—	—	—	—	—
81341	Civic & social organizations .....	(C)	(D)	(D)	8	3	1	—	4	—	—	—	—	—
<b>99</b>	<b>Unclassified establishments</b> .....	<b>3</b>	<b>4</b>	<b>17</b>	<b>3</b>	<b>3</b>	—	—	—	—	—	—	—	—
<b>PINE</b>														
	<b>Total</b> .....	<b>6 802</b>	<b>33 050</b>	<b>144 163</b>	<b>611</b>	<b>382</b>	<b>102</b>	<b>69</b>	<b>42</b>	<b>10</b>	<b>5</b>	—	—	<b>1</b>
<b>11</b>	<b>Forestry, fishing, hunting, and agriculture support</b> .....	<b>(B)</b>	<b>(D)</b>	<b>(D)</b>	<b>7</b>	<b>5</b>	<b>1</b>	<b>1</b>	—	—	—	—	—	—
<b>21</b>	<b>Mining</b> .....	<b>(A)</b>	<b>(D)</b>	<b>(D)</b>	<b>1</b>	<b>1</b>	—	—	—	—	—	—	—	—
<b>22</b>	<b>Utilities</b> .....	<b>(B)</b>	<b>(D)</b>	<b>(D)</b>	<b>4</b>	<b>1</b>	<b>1</b>	<b>1</b>	—	—	—	—	—	—
<b>23</b>	<b>Construction</b> .....	<b>328</b>	<b>2 136</b>	<b>15 868</b>	<b>113</b>	<b>95</b>	<b>12</b>	<b>3</b>	<b>3</b>	—	—	—	—	—
238	Specialty Trade Contractors .....	194	1 089	6 395	70	60	5	3	2	—	—	—	—	—
2381	Foundation, Structure, and Building Exterior Contractors .....	121	744	3 652	21	14	3	2	2	—	—	—	—	—
<b>31-33</b>	<b>Manufacturing</b> .....	<b>254</b>	<b>1 579</b>	<b>6 596</b>	<b>27</b>	<b>12</b>	<b>7</b>	<b>3</b>	<b>5</b>	—	—	—	—	—
<b>42</b>	<b>Wholesale trade</b> .....	<b>50</b>	<b>306</b>	<b>1 342</b>	<b>17</b>	<b>14</b>	<b>2</b>	—	<b>1</b>	—	—	—	—	—
<b>44-45</b>	<b>Retail trade</b> .....	<b>1 177</b>	<b>5 399</b>	<b>23 909</b>	<b>117</b>	<b>51</b>	<b>31</b>	<b>24</b>	<b>7</b>	<b>3</b>	<b>1</b>	—	—	—
441	Motor vehicle & parts dealers .....	216	2 187	10 152	20	9	5	4	1	1	—	—	—	—
4411	Automobile dealers .....	(C)	(D)	(D)	8	2	1	3	1	1	—	—	—	—
44111	New car dealers .....	163	1 948	9 233	7	1	1	3	1	1	—	—	—	—
441110	New car dealers .....	163	1 948	9 233	7	1	1	3	1	1	—	—	—	—
445	Food & beverage stores .....	283	584	2 796	15	5	3	3	2	2	—	—	—	—
4451	Grocery stores .....	(C)	(D)	(D)	7	1	1	1	2	2	—	—	—	—
44511	Grocery (except convenience) stores .....	232	495	2 325	6	—	1	1	2	2	—	—	—	—
445110	Grocery (except convenience) stores .....	232	495	2 325	6	—	1	1	2	2	—	—	—	—
447	Gasoline stations .....	212	767	3 144	24	6	6	11	1	—	—	—	—	—
4471	Gasoline stations .....	212	767	3 144	24	6	6	11	1	—	—	—	—	—
44711	Gasoline stations with convenience stores ..	190	676	2 735	20	4	5	10	1	—	—	—	—	—
447110	Gasoline stations with convenience stores .	190	676	2 735	20	4	5	10	1	—	—	—	—	—
452	General merchandise stores .....	241	857	3 606	9	3	1	2	2	—	1	—	—	—
4521	Department stores .....	(C)	(D)	(D)	1	—	—	—	—	—	1	—	—	—
45211	Department stores .....	(C)	(D)	(D)	1	—	—	—	—	—	1	—	—	—
<b>48-49</b>	<b>Transportation &amp; warehousing</b> .....	<b>73</b>	<b>332</b>	<b>1 375</b>	<b>13</b>	<b>10</b>	<b>1</b>	<b>1</b>	<b>1</b>	—	—	—	—	—
<b>51</b>	<b>Information</b> .....	<b>126</b>	<b>845</b>	<b>3 274</b>	<b>10</b>	<b>4</b>	<b>2</b>	<b>2</b>	<b>1</b>	<b>1</b>	—	—	—	—
<b>52</b>	<b>Finance &amp; insurance</b> .....	<b>222</b>	<b>1 475</b>	<b>6 137</b>	<b>31</b>	<b>16</b>	<b>5</b>	<b>7</b>	<b>3</b>	—	—	—	—	—
522	Credit intermediation & related activities .....	(C)	(D)	(D)	19	7	3	6	3	—	—	—	—	—
5221	Depository credit intermediation .....	(C)	(D)	(D)	14	5	2	4	3	—	—	—	—	—
52211	Commercial banking .....	117	863	3 451	10	3	2	2	3	—	—	—	—	—
522110	Commercial banking .....	117	863	3 451	10	3	2	2	3	—	—	—	—	—
<b>53</b>	<b>Real estate &amp; rental &amp; leasing</b> .....	<b>60</b>	<b>179</b>	<b>824</b>	<b>29</b>	<b>27</b>	<b>2</b>	—	—	—	—	—	—	—

See footnotes at end of table.

**Table 6. Counties—Employees, Payroll, and Establishments by Industry: 2003—Con.**

[Excludes most government employees, railroad employees, and self-employed persons. Size class 1 to 4 includes establishments with payroll, but no employees, during mid-March pay period. (D) denotes figures withheld to avoid disclosing data for individual companies; the data are included in broader industry totals. Detailed industries with 100 or more employees are shown if industry was not a (D). For explanation of terms, abbreviations, and data reliability/comparability, see introductory text]

NAICS code	Industry	Number of employees for week including March 12	Payroll (\$1,000)		Total number of establishments	Number of establishments by employment-size class									
			First quarter	Annual		1 to 4	5 to 9	10 to 19	20 to 49	50 to 99	100 to 249	250 to 499	500 to 999	1,000 or more	
<b>PINE—Con.</b>															
54	<b>Professional, scientific &amp; technical services</b> .....	117	626	2 734	28	20	7	—	1	—	—	—	—	—	
541	Professional, scientific & technical services .....	117	626	2 734	28	20	7	—	1	—	—	—	—	—	
56	<b>Admin, support, waste mgt, remediation services</b> .....	42	337	1 287	22	20	1	1	—	—	—	—	—		
61	<b>Educational services</b> .....	(C)	(D)	(D)	5	2	1	—	1	—	1	—	—		
611	Educational services .....	(C)	(D)	(D)	5	2	1	—	1	—	1	—	—		
6111	Elementary & secondary schools .....	(C)	(D)	(D)	3	1	1	—	—	—	1	—	—		
61111	Elementary & secondary schools .....	(C)	(D)	(D)	3	1	1	—	—	—	1	—	—		
62	<b>Health care and social assistance</b> .....	999	5 462	21 607	47	21	7	6	6	5	2	—	—		
621	Ambulatory health care services .....	(C)	(D)	(D)	19	12	3	3	1	—	—	—	—		
622	Hospitals .....	(C)	(D)	(D)	1	—	—	—	—	—	1	—	—		
6221	General medical & surgical hospitals .....	(C)	(D)	(D)	1	—	—	—	—	—	1	—	—		
62211	General medical & surgical hospitals .....	(C)	(D)	(D)	1	—	—	—	—	—	1	—	—		
623	Nursing & residential care facilities .....	581	2 963	11 306	12	2	—	3	1	5	1	—	—		
6231	Nursing care facilities .....	(C)	(D)	(D)	1	—	—	—	—	—	1	—	—		
62311	Nursing care facilities .....	(C)	(D)	(D)	1	—	—	—	—	—	1	—	—		
6232	Residential mental retardation, health facil .....	(E)	(D)	(D)	5	—	—	1	—	4	—	—	—		
62321	Residential mental retardation facilities .....	(E)	(D)	(D)	5	—	—	1	—	4	—	—	—		
624	Social assistance .....	(C)	(D)	(D)	15	7	4	—	4	—	—	—	—		
71	<b>Arts, entertainment &amp; recreation</b> .....	16	82	640	9	8	1	—	—	—	—	—	—		
72	<b>Accommodation &amp; food services</b> .....	2 813	12 086	49 763	65	26	12	14	10	1	1	—	1		
721	Accommodation .....	(G)	(D)	(D)	13	6	2	4	—	—	—	—	1		
7211	Traveler accommodation .....	(G)	(D)	(D)	9	3	2	3	—	—	—	—	1		
72112	Casino hotels .....	(G)	(D)	(D)	1	—	—	—	—	—	—	—	1		
722	Food services & drinking places .....	(F)	(D)	(D)	52	20	10	10	10	1	1	—	—		
7221	Full-service restaurants .....	531	1 339	6 212	26	7	5	5	7	1	1	—	—		
72211	Full-service restaurants .....	531	1 339	6 212	26	7	5	5	7	1	1	—	—		
722110	Full-service restaurants .....	531	1 339	6 212	26	7	5	5	7	1	1	—	—		
7222	Limited-service eating places .....	(C)	(D)	(D)	11	2	3	3	3	—	—	—	—		
72221	Limited-service eating places .....	(C)	(D)	(D)	11	2	3	3	3	—	—	—	—		
81	<b>Other services (except public administration)</b> .....	253	1 089	4 342	64	49	9	4	2	—	—	—	—		
813	Religious, grantmaking, civic, prof & like organizations .....	158	404	1 916	39	28	8	2	1	—	—	—	—		
99	<b>Unclassified establishments</b> .....	(B)	(D)	(D)	2	—	—	2	—	—	—	—	—		
<b>PIPESTONE</b>															
	<b>Total</b> .....	3 622	16 978	74 002	337	201	76	29	19	4	6	2	—		
11	<b>Forestry, fishing, hunting, and agriculture support</b> .....	(A)	(D)	(D)	1	1	—	—	—	—	—	—	—		
21	<b>Mining</b> .....	(A)	(D)	(D)	3	2	1	—	—	—	—	—	—		
22	<b>Utilities</b> .....	(A)	(D)	(D)	2	1	—	1	—	—	—	—	—		
23	<b>Construction</b> .....	120	557	4 760	47	37	8	2	—	—	—	—	—		
31-33	<b>Manufacturing</b> .....	352	2 556	10 683	11	4	5	1	—	—	1	—	—		
336	Transportation equipment mfg .....	(E)	(D)	(D)	2	—	1	—	—	—	—	1	—		
3366	Ship & boat building .....	(E)	(D)	(D)	1	—	—	—	—	—	—	1	—		
33661	Ship & boat building .....	(E)	(D)	(D)	1	—	—	—	—	—	—	1	—		
42	<b>Wholesale trade</b> .....	316	1 735	7 789	19	9	4	3	1	1	1	—	—		
424	Merchant Wholesalers, Nondurable Goods .....	219	1 350	6 162	11	5	3	1	1	—	1	—	—		
4244	Grocery and Related Product Wholesalers .....	(C)	(D)	(D)	2	—	—	—	1	—	1	—	—		
42447	Meat and Meat Product Merchant Wholesalers .....	(C)	(D)	(D)	1	—	—	—	—	—	1	—	—		
44-45	<b>Retail trade</b> .....	649	1 894	8 536	58	22	18	11	4	2	1	—	—		
445	Food & beverage stores .....	147	378	1 688	12	4	4	2	1	1	—	—	—		
4451	Grocery stores .....	119	315	1 379	6	1	2	1	1	1	—	—	—		
44511	Grocery (except convenience) stores .....	119	315	1 379	6	1	2	1	1	1	—	—	—		
445110	Grocery (except convenience) stores .....	119	315	1 379	6	1	2	1	1	1	—	—	—		
447	Gasoline stations .....	197	353	1 662	9	1	3	4	—	—	1	—	—		
4471	Gasoline stations .....	197	353	1 662	9	1	3	4	—	—	1	—	—		
44719	Other gasoline stations .....	(C)	(D)	(D)	3	1	1	—	—	—	1	—	—		
48-49	<b>Transportation &amp; warehousing</b> .....	88	347	1 481	27	19	8	—	—	—	—	—	—		
51	<b>Information</b> .....	65	343	2 102	11	5	4	1	1	—	—	—	—		
52	<b>Finance &amp; insurance</b> .....	100	699	3 093	19	12	4	2	1	—	—	—	—		
53	<b>Real estate &amp; rental &amp; leasing</b> .....	15	25	100	6	5	1	—	—	—	—	—	—		
54	<b>Professional, scientific &amp; technical services</b> .....	50	249	824	16	14	1	—	1	—	—	—	—		

See footnotes at end of table.

**Table 6. Counties—Employees, Payroll, and Establishments by Industry: 2003—Con.**

[Excludes most government employees, railroad employees, and self-employed persons. Size class 1 to 4 includes establishments with payroll, but no employees, during mid-March pay period. (D) denotes figures withheld to avoid disclosing data for individual companies; the data are included in broader industry totals. Detailed industries with 100 or more employees are shown if industry was not a (D). For explanation of terms, abbreviations, and data reliability/comparability, see introductory text]

NAICS code	Industry	Number of employees for week including March 12	Payroll (\$1,000)		Total number of establishments	Number of establishments by employment-size class								
			First quarter	Annual		1 to 4	5 to 9	10 to 19	20 to 49	50 to 99	100 to 249	250 to 499	500 to 999	1,000 or more
<b>PIPESTONE—Con.</b>														
<b>56</b>	<b>Admin, support, waste mgt, remediation services.....</b>	<b>(E)</b>	<b>(D)</b>	<b>(D)</b>	<b>10</b>	<b>5</b>	<b>4</b>	<b>—</b>	<b>—</b>	<b>—</b>	<b>—</b>	<b>1</b>	<b>—</b>	<b>—</b>
561	Administrative & support services .....	(E)	(D)	(D)	8	4	3	—	—	—	—	1	—	—
5613	Employment services .....	(E)	(D)	(D)	1	—	—	—	—	—	—	1	—	—
56133	Employee leasing services .....	(E)	(D)	(D)	1	—	—	—	—	—	—	1	—	—
<b>61</b>	<b>Educational services.....</b>	<b>(E)</b>	<b>(D)</b>	<b>(D)</b>	<b>5</b>	<b>2</b>	<b>—</b>	<b>1</b>	<b>1</b>	<b>—</b>	<b>1</b>	<b>—</b>	<b>—</b>	<b>—</b>
611	Educational services .....	(E)	(D)	(D)	5	2	—	1	1	—	1	—	—	—
6111	Elementary & secondary schools .....	(E)	(D)	(D)	4	1	—	1	1	—	1	—	—	—
61111	Elementary & secondary schools .....	(E)	(D)	(D)	4	1	—	1	1	—	1	—	—	—
<b>62</b>	<b>Health care and social assistance.....</b>	<b>620</b>	<b>2 763</b>	<b>11 961</b>	<b>23</b>	<b>8</b>	<b>7</b>	<b>2</b>	<b>3</b>	<b>—</b>	<b>3</b>	<b>—</b>	<b>—</b>	<b>—</b>
622	Hospitals .....	(C)	(D)	(D)	1	—	—	—	—	—	1	—	—	—
6221	General medical & surgical hospitals .....	(C)	(D)	(D)	1	—	—	—	—	—	1	—	—	—
62211	General medical & surgical hospitals .....	(C)	(D)	(D)	1	—	—	—	—	—	1	—	—	—
623	Nursing & residential care facilities .....	277	1 081	4 485	3	—	—	—	1	—	2	—	—	—
6231	Nursing care facilities.....	(C)	(D)	(D)	2	—	—	—	—	—	2	—	—	—
62311	Nursing care facilities.....	(C)	(D)	(D)	2	—	—	—	—	—	2	—	—	—
<b>71</b>	<b>Arts, entertainment &amp; recreation .....</b>	<b>23</b>	<b>47</b>	<b>153</b>	<b>4</b>	<b>3</b>	<b>—</b>	<b>1</b>	<b>—</b>	<b>—</b>	<b>—</b>	<b>—</b>	<b>—</b>	<b>—</b>
<b>72</b>	<b>Accommodation &amp; food services .....</b>	<b>311</b>	<b>617</b>	<b>2 461</b>	<b>19</b>	<b>7</b>	<b>1</b>	<b>3</b>	<b>7</b>	<b>1</b>	<b>—</b>	<b>—</b>	<b>—</b>	<b>—</b>
722	Food services & drinking places .....	(E)	(D)	(D)	16	6	1	2	6	1	—	—	—	—
7221	Full-service restaurants .....	154	350	1 309	8	2	—	2	4	—	—	—	—	—
72211	Full-service restaurants .....	154	350	1 309	8	2	—	2	4	—	—	—	—	—
722110	Full-service restaurants .....	154	350	1 309	8	2	—	2	4	—	—	—	—	—
<b>81</b>	<b>Other services (except public administration) .....</b>	<b>167</b>	<b>543</b>	<b>2 411</b>	<b>54</b>	<b>43</b>	<b>10</b>	<b>1</b>	<b>—</b>	<b>—</b>	<b>—</b>	<b>—</b>	<b>—</b>	<b>—</b>
<b>99</b>	<b>Unclassified establishments.....</b>	<b>(A)</b>	<b>(D)</b>	<b>(D)</b>	<b>2</b>	<b>2</b>	<b>—</b>	<b>—</b>	<b>—</b>	<b>—</b>	<b>—</b>	<b>—</b>	<b>—</b>	<b>—</b>
<b>POLK</b>														
	<b>Total .....</b>	<b>9 519</b>	<b>50 742</b>	<b>217 773</b>	<b>810</b>	<b>433</b>	<b>178</b>	<b>109</b>	<b>56</b>	<b>17</b>	<b>12</b>	<b>5</b>	<b>—</b>	<b>—</b>
<b>11</b>	<b>Forestry, fishing, hunting, and agriculture support .....</b>	<b>(A)</b>	<b>(D)</b>	<b>(D)</b>	<b>6</b>	<b>6</b>	<b>—</b>	<b>—</b>	<b>—</b>	<b>—</b>	<b>—</b>	<b>—</b>	<b>—</b>	<b>—</b>
<b>21</b>	<b>Mining .....</b>	<b>15</b>	<b>53</b>	<b>457</b>	<b>4</b>	<b>2</b>	<b>2</b>	<b>—</b>	<b>—</b>	<b>—</b>	<b>—</b>	<b>—</b>	<b>—</b>	<b>—</b>
<b>22</b>	<b>Utilities .....</b>	<b>40</b>	<b>526</b>	<b>2 010</b>	<b>3</b>	<b>—</b>	<b>2</b>	<b>—</b>	<b>1</b>	<b>—</b>	<b>—</b>	<b>—</b>	<b>—</b>	<b>—</b>
<b>23</b>	<b>Construction .....</b>	<b>429</b>	<b>2 958</b>	<b>17 259</b>	<b>80</b>	<b>67</b>	<b>5</b>	<b>5</b>	<b>2</b>	<b>—</b>	<b>1</b>	<b>—</b>	<b>—</b>	<b>—</b>
236	Construction of Buildings .....	251	1 900	7 750	18	16	—	—	1	—	1	—	—	—
2362	Nonresidential Building Construction .....	(C)	(D)	(D)	4	2	—	—	1	—	1	—	—	—
23622	Commercial and Institutional Building Construction .....	(C)	(D)	(D)	4	2	—	—	1	—	1	—	—	—
238	Specialty Trade Contractors .....	129	643	4 369	51	43	4	4	—	—	—	—	—	—
<b>31-33</b>	<b>Manufacturing .....</b>	<b>1 717</b>	<b>14 404</b>	<b>54 974</b>	<b>38</b>	<b>16</b>	<b>7</b>	<b>5</b>	<b>2</b>	<b>2</b>	<b>3</b>	<b>3</b>	<b>—</b>	<b>—</b>
311	Food mfg .....	903	8 735	31 638	7	1	1	1	—	1	1	2	—	—
3113	Sugar & confectionery product mfg .....	(F)	(D)	(D)	2	—	—	—	—	—	—	2	—	—
31131	Sugar mfg .....	(F)	(D)	(D)	2	—	—	—	—	—	—	2	—	—
3119	Other food mfg .....	(C)	(D)	(D)	1	—	—	—	—	—	1	—	—	—
31191	Snack food mfg .....	(C)	(D)	(D)	1	—	—	—	—	—	1	—	—	—
326	Plastics & rubber products mfg .....	(C)	(D)	(D)	3	1	1	—	—	—	1	—	—	—
3261	Plastics product mfg .....	(C)	(D)	(D)	3	1	1	—	—	—	1	—	—	—
32619	Other plastics product mfg .....	(C)	(D)	(D)	3	1	1	—	—	—	1	—	—	—
331	Primary metal mfg .....	(C)	(D)	(D)	1	—	—	—	—	—	1	—	—	—
3315	Foundries .....	(C)	(D)	(D)	1	—	—	—	—	—	1	—	—	—
33152	Nonferrous metal foundries .....	(C)	(D)	(D)	1	—	—	—	—	—	1	—	—	—
336	Transportation equipment mfg .....	(E)	(D)	(D)	1	—	—	—	—	—	—	1	—	—
3361	Motor vehicle mfg .....	(E)	(D)	(D)	1	—	—	—	—	—	—	1	—	—
33612	Heavy duty truck mfg .....	(E)	(D)	(D)	1	—	—	—	—	—	—	1	—	—
<b>42</b>	<b>Wholesale trade .....</b>	<b>473</b>	<b>3 171</b>	<b>14 667</b>	<b>56</b>	<b>26</b>	<b>13</b>	<b>13</b>	<b>3</b>	<b>1</b>	<b>—</b>	<b>—</b>	<b>—</b>	<b>—</b>
423	Merchant Wholesalers, Durable Goods .....	(C)	(D)	(D)	17	6	2	6	3	—	—	—	—	—
4238	Machinery, Equipment, and Supplies Merchant Wholesalers.....	133	1 124	4 913	8	1	1	4	2	—	—	—	—	—
42382	Farm and Garden Machinery and Equipment Merchant Wholesalers.....	(C)	(D)	(D)	7	1	1	3	2	—	—	—	—	—
424	Merchant Wholesalers, Nondurable Goods .....	(E)	(D)	(D)	38	20	11	6	—	1	—	—	—	—

See footnotes at end of table.

**Table 6. Counties—Employees, Payroll, and Establishments by Industry: 2003—Con.**

[Excludes most government employees, railroad employees, and self-employed persons. Size class 1 to 4 includes establishments with payroll, but no employees, during mid-March pay period. (D) denotes figures withheld to avoid disclosing data for individual companies; the data are included in broader industry totals. Detailed industries with 100 or more employees are shown if industry was not a (D). For explanation of terms, abbreviations, and data reliability/comparability, see introductory text]

NAICS code	Industry	Number of employees for week including March 12	Payroll (\$1,000)		Total number of establishments	Number of establishments by employment-size class								
			First quarter	Annual		1 to 4	5 to 9	10 to 19	20 to 49	50 to 99	100 to 249	250 to 499	500 to 999	1,000 or more
<b>POLK—Con.</b>														
<b>44-45</b>	<b>Retail trade</b> .....	<b>1 462</b>	<b>5 670</b>	<b>23 453</b>	<b>134</b>	<b>52</b>	<b>44</b>	<b>24</b>	<b>10</b>	<b>2</b>	<b>2</b>	—	—	—
441	Motor vehicle & parts dealers .....	161	907	3 895	23	10	6	6	1	—	—	—	—	—
444	Bldg material & garden equip & supp dealers .....	182	1 062	4 572	18	3	8	6	1	—	—	—	—	—
4441	Building material & supplies dealers .....	130	771	3 270	13	3	5	4	1	—	—	—	—	—
445	Food & beverage stores .....	421	1 288	5 888	18	5	5	3	2	2	1	—	—	—
4451	Grocery stores (E) .....	(D)	(D)	(D)	9	2	3	1	—	2	1	—	—	—
44511	Grocery (except convenience) stores .....	300	994	4 647	8	2	2	1	—	2	1	—	—	—
445110	Grocery (except convenience) stores .....	300	994	4 647	8	2	2	1	—	2	1	—	—	—
447	Gasoline stations .....	184	549	2 369	25	8	9	7	1	—	—	—	—	—
4471	Gasoline stations .....	184	549	2 369	25	8	9	7	1	—	—	—	—	—
44711	Gasoline stations with convenience stores .....	142	368	1 629	15	2	6	6	1	—	—	—	—	—
447110	Gasoline stations with convenience stores .....	142	368	1 629	15	2	6	6	1	—	—	—	—	—
451	Sporting goods, hobby, book & music stores .....	(C)	(D)	(D)	4	2	—	—	1	—	1	—	—	—
4511	Sporting goods, hobby, musical instrument stores .....	(C)	(D)	(D)	3	1	—	—	1	—	1	—	—	—
45111	Sporting goods stores .....	(C)	(D)	(D)	2	1	—	—	—	—	1	—	—	—
<b>48-49</b>	<b>Transportation &amp; warehousing</b> .....	<b>293</b>	<b>1 765</b>	<b>5 716</b>	<b>32</b>	<b>23</b>	<b>3</b>	<b>2</b>	<b>2</b>	<b>1</b>	<b>1</b>	—	—	—
484	Truck transportation .....	229	1 461	4 606	22	18	—	1	1	1	1	—	—	—
4842	Specialized freight trucking (C) .....	(D)	(D)	(D)	12	10	—	—	—	1	1	—	—	—
48422	Specialized freight (exc used) trucking, local .....	177	1 118	2 927	9	7	—	—	—	1	1	—	—	—
484220	Specialized freight (exc used) trucking, local .....	177	1 118	2 927	9	7	—	—	—	1	1	—	—	—
<b>51</b>	<b>Information</b> .....	<b>173</b>	<b>1 355</b>	<b>5 890</b>	<b>11</b>	<b>5</b>	<b>1</b>	<b>3</b>	<b>1</b>	<b>1</b>	—	—	—	—
517	Telecommunications .....	(C)	(D)	(D)	3	2	—	—	—	1	—	—	—	—
5171	Wired Telecommunications Carriers .....	(C)	(D)	(D)	2	1	—	—	—	1	—	—	—	—
51711	Wired Telecommunications Carriers .....	(C)	(D)	(D)	2	1	—	—	—	1	—	—	—	—
<b>52</b>	<b>Finance &amp; insurance</b> .....	<b>267</b>	<b>2 010</b>	<b>8 259</b>	<b>48</b>	<b>30</b>	<b>6</b>	<b>9</b>	<b>3</b>	—	—	—	—	—
522	Credit intermediation & related activities .....	191	1 455	5 963	19	4	5	7	3	—	—	—	—	—
5221	Depository credit intermediation .....	(C)	(D)	(D)	17	2	5	7	3	—	—	—	—	—
52211	Commercial banking .....	138	978	4 035	13	2	3	6	2	—	—	—	—	—
522110	Commercial banking .....	138	978	4 035	13	2	3	6	2	—	—	—	—	—
<b>53</b>	<b>Real estate &amp; rental &amp; leasing</b> .....	<b>91</b>	<b>372</b>	<b>1 440</b>	<b>19</b>	<b>12</b>	<b>3</b>	<b>4</b>	—	—	—	—	—	—
<b>54</b>	<b>Professional, scientific &amp; technical services</b> .....	<b>220</b>	<b>1 710</b>	<b>7 816</b>	<b>40</b>	<b>24</b>	<b>9</b>	<b>5</b>	<b>2</b>	—	—	—	—	—
541	Professional, scientific & technical services .....	220	1 710	7 816	40	24	9	5	2	—	—	—	—	—
<b>55</b>	<b>Management of companies &amp; enterprises</b> .....	<b>(A)</b>	<b>(D)</b>	<b>(D)</b>	<b>1</b>	<b>1</b>	—	—	—	—	—	—	—	—
<b>56</b>	<b>Admin, support, waste mgt, remediation services</b> .....	<b>284</b>	<b>940</b>	<b>2 907</b>	<b>29</b>	<b>17</b>	<b>8</b>	<b>2</b>	<b>1</b>	—	<b>1</b>	—	—	—
561	Administrative & support services .....	(E)	(D)	(D)	28	17	7	2	1	—	1	—	—	—
5619	Other support services .....	186	666	1 339	6	2	2	1	—	—	1	—	—	—
56199	All other support services .....	(C)	(D)	(D)	5	2	2	—	—	—	1	—	—	—
<b>61</b>	<b>Educational services</b> .....	<b>(B)</b>	<b>(D)</b>	<b>(D)</b>	<b>6</b>	<b>3</b>	<b>1</b>	<b>1</b>	—	<b>1</b>	—	—	—	—
<b>62</b>	<b>Health care and social assistance</b> .....	<b>2 190</b>	<b>10 708</b>	<b>50 835</b>	<b>98</b>	<b>33</b>	<b>31</b>	<b>17</b>	<b>8</b>	<b>3</b>	<b>4</b>	<b>2</b>	—	—
621	Ambulatory health care services .....	384	2 258	10 492	36	16	11	5	2	2	—	—	—	—
622	Hospitals .....	(F)	(D)	(D)	2	—	—	—	—	—	1	1	—	—
6221	General medical & surgical hospitals .....	(F)	(D)	(D)	2	—	—	—	—	—	1	1	—	—
62211	General medical & surgical hospitals .....	(F)	(D)	(D)	2	—	—	—	—	—	1	1	—	—
623	Nursing & residential care facilities .....	734	3 183	13 487	38	6	15	9	5	1	2	—	—	—
6231	Nursing care facilities .....	443	2 070	8 755	6	—	—	1	2	1	2	—	—	—
62311	Nursing care facilities .....	443	2 070	8 755	6	—	—	1	2	1	2	—	—	—
623110	Nursing care facilities .....	443	2 070	8 755	6	—	—	1	2	1	2	—	—	—
6232	Residential mental retardation, health facil .....	(E)	(D)	(D)	29	5	14	7	3	—	—	—	—	—
62321	Residential mental retardation facilities .....	245	921	3 920	27	5	13	6	3	—	—	—	—	—
623210	Residential mental retardation facilities .....	245	921	3 920	27	5	13	6	3	—	—	—	—	—
624	Social assistance .....	(F)	(D)	(D)	22	11	5	3	1	—	1	1	—	—
6241	Individual & family services .....	(E)	(D)	(D)	6	4	—	1	—	—	—	1	—	—
62419	Other individual & family services .....	(E)	(D)	(D)	3	2	—	—	—	—	—	1	—	—
6243	Vocational rehabilitation services .....	(C)	(D)	(D)	4	1	—	1	1	—	1	—	—	—
62431	Vocational rehabilitation services .....	(C)	(D)	(D)	4	1	—	1	1	—	1	—	—	—
<b>71</b>	<b>Arts, entertainment &amp; recreation</b> .....	<b>52</b>	<b>157</b>	<b>802</b>	<b>15</b>	<b>10</b>	<b>3</b>	<b>2</b>	—	—	—	—	—	—
<b>72</b>	<b>Accommodation &amp; food services</b> .....	<b>1 050</b>	<b>2 409</b>	<b>10 022</b>	<b>67</b>	<b>24</b>	<b>12</b>	<b>13</b>	<b>12</b>	<b>6</b>	—	—	—	—
721	Accommodation .....	104	240	1 018	10	6	1	2	—	1	—	—	—	—
722	Food services & drinking places .....	946	2 169	9 004	57	18	11	11	12	5	—	—	—	—
7221	Full-service restaurants .....	464	959	4 053	22	7	4	3	5	3	—	—	—	—
72211	Full-service restaurants .....	464	959	4 053	22	7	4	3	5	3	—	—	—	—
722110	Full-service restaurants .....	464	959	4 053	22	7	4	3	5	3	—	—	—	—
7222	Limited-service eating places .....	287	558	2 474	22	5	5	6	6	—	—	—	—	—
72221	Limited-service eating places .....	287	558	2 474	22	5	5	6	6	—	—	—	—	—
7224	Drinking places (alcoholic beverages) .....	(C)	(D)	(D)	9	4	2	2	—	1	—	—	—	—
72241	Drinking places (alcoholic beverages) .....	(C)	(D)	(D)	9	4	2	2	—	1	—	—	—	—

See footnotes at end of table.

**Table 6. Counties—Employees, Payroll, and Establishments by Industry: 2003—Con.**

[Excludes most government employees, railroad employees, and self-employed persons. Size class 1 to 4 includes establishments with payroll, but no employees, during mid-March pay period. (D) denotes figures withheld to avoid disclosing data for individual companies; the data are included in broader industry totals. Detailed industries with 100 or more employees are shown if industry was not a (D). For explanation of terms, abbreviations, and data reliability/comparability, see introductory text]

NAICS code	Industry	Number of employees for week including March 12	Payroll (\$1,000)		Total number of establishments	Number of establishments by employment-size class								
			First quarter	Annual		1 to 4	5 to 9	10 to 19	20 to 49	50 to 99	100 to 249	250 to 499	500 to 999	1,000 or more
<b>POLK—Con.</b>														
<b>81</b>	<b>Other services (except public administration)</b>	<b>659</b>	<b>2 005</b>	<b>8 222</b>	<b>120</b>	<b>79</b>	<b>28</b>	<b>4</b>	<b>9</b>	—	—	—	—	—
811	Repair & maintenance	103	508	2 255	29	21	7	—	1	—	—	—	—	—
813	Religious, grantmaking, civic, prof & like organizations	496	1 309	5 171	72	44	16	4	8	—	—	—	—	—
8131	Religious organizations	270	868	3 366	48	31	11	3	3	—	—	—	—	—
81311	Religious organizations	270	868	3 366	48	31	11	3	3	—	—	—	—	—
813110	Religious organizations	270	868	3 366	48	31	11	3	3	—	—	—	—	—
8134	Civic & social organizations	191	346	1 421	15	6	4	—	5	—	—	—	—	—
81341	Civic & social organizations	191	346	1 421	15	6	4	—	5	—	—	—	—	—
813410	Civic & social organizations	191	346	1 421	15	6	4	—	5	—	—	—	—	—
<b>99</b>	<b>Unclassified establishments</b>	—	—	<b>19</b>	<b>3</b>	<b>3</b>	—	—	—	—	—	—	—	—
<b>POPE</b>														
	<b>Total</b>	<b>4 103</b>	<b>27 073</b>	<b>113 324</b>	<b>355</b>	<b>215</b>	<b>65</b>	<b>39</b>	<b>23</b>	<b>5</b>	<b>5</b>	<b>2</b>	<b>1</b>	—
<b>11</b>	<b>Forestry, fishing, hunting, and agriculture support</b>	(A)	(D)	(D)	2	2	—	—	—	—	—	—	—	—
<b>22</b>	<b>Utilities</b>	(B)	(D)	(D)	1	—	—	—	1	—	—	—	—	—
<b>23</b>	<b>Construction</b>	<b>135</b>	<b>646</b>	<b>5 261</b>	<b>57</b>	<b>48</b>	<b>7</b>	<b>2</b>	—	—	—	—	—	—
<b>31-33</b>	<b>Manufacturing</b>	<b>854</b>	<b>6 020</b>	<b>23 900</b>	<b>29</b>	<b>6</b>	<b>10</b>	<b>3</b>	<b>6</b>	<b>2</b>	<b>1</b>	<b>1</b>	—	—
333	Machinery mfg	681	5 151	19 809	9	—	—	1	4	2	1	1	—	—
3331	Ag, construction & mining machinery mfg	412	2 842	10 861	4	—	—	—	2	1	—	1	—	—
33311	Agricultural implement mfg	(E)	(D)	(D)	3	—	—	—	1	1	—	1	—	—
3339	Other general purpose machinery mfg	269	2 309	8 948	5	—	—	1	2	1	1	—	—	—
33392	Material handling equipment mfg	(C)	(D)	(D)	3	—	—	—	2	—	1	—	—	—
<b>42</b>	<b>Wholesale trade</b>	<b>774</b>	<b>8 062</b>	<b>33 815</b>	<b>21</b>	<b>9</b>	<b>3</b>	<b>4</b>	<b>4</b>	—	—	—	<b>1</b>	—
423	Merchant Wholesalers, Durable Goods	(C)	(D)	(D)	9	4	—	2	3	—	—	—	—	—
4238	Machinery, Equipment, and Supplies Merchant Wholesalers	(C)	(D)	(D)	8	3	—	2	3	—	—	—	—	—
424	Merchant Wholesalers, Nondurable Goods	(F)	(D)	(D)	10	4	3	1	1	—	—	—	1	—
4241	Paper and Paper Product Merchant Wholesalers	(F)	(D)	(D)	1	—	—	—	—	—	—	—	1	—
42412	Stationery and Office Supplies Merchant Wholesalers	(F)	(D)	(D)	1	—	—	—	—	—	—	—	1	—
<b>44-45</b>	<b>Retail trade</b>	<b>412</b>	<b>1 748</b>	<b>7 499</b>	<b>49</b>	<b>26</b>	<b>6</b>	<b>12</b>	<b>4</b>	<b>1</b>	—	—	—	—
<b>48-49</b>	<b>Transportation &amp; warehousing</b>	<b>53</b>	<b>246</b>	<b>1 061</b>	<b>12</b>	<b>7</b>	<b>4</b>	<b>1</b>	—	—	—	—	—	—
<b>51</b>	<b>Information</b>	(B)	(D)	(D)	4	1	2	1	—	—	—	—	—	—
<b>52</b>	<b>Finance &amp; insurance</b>	<b>113</b>	<b>863</b>	<b>3 883</b>	<b>19</b>	<b>15</b>	—	<b>2</b>	<b>2</b>	—	—	—	—	—
<b>53</b>	<b>Real estate &amp; rental &amp; leasing</b>	<b>13</b>	<b>40</b>	<b>174</b>	<b>5</b>	<b>3</b>	<b>2</b>	—	—	—	—	—	—	—
<b>54</b>	<b>Professional, scientific &amp; technical services</b>	<b>201</b>	<b>2 245</b>	<b>7 879</b>	<b>18</b>	<b>10</b>	<b>4</b>	<b>2</b>	<b>1</b>	—	<b>1</b>	—	—	—
541	Professional, scientific & technical services	201	2 245	7 879	18	10	4	2	1	—	1	—	—	—
5415	Computer systems design & related services	(C)	(D)	(D)	2	1	—	—	—	—	1	—	—	—
54151	Computer systems design & related services	(C)	(D)	(D)	2	1	—	—	—	—	1	—	—	—
<b>55</b>	<b>Management of companies &amp; enterprises</b>	(A)	(D)	(D)	2	1	1	—	—	—	—	—	—	—
<b>56</b>	<b>Admin, support, waste mgt, remediation services</b>	<b>29</b>	<b>74</b>	<b>331</b>	<b>11</b>	<b>9</b>	<b>1</b>	<b>1</b>	—	—	—	—	—	—
<b>61</b>	<b>Educational services</b>	(E)	(D)	(D)	2	1	—	—	—	—	—	—	<b>1</b>	—
611	Educational services	(E)	(D)	(D)	2	1	—	—	—	—	—	—	1	—
6111	Elementary & secondary schools	(E)	(D)	(D)	1	—	—	—	—	—	—	—	1	—
61111	Elementary & secondary schools	(E)	(D)	(D)	1	—	—	—	—	—	—	—	1	—
<b>62</b>	<b>Health care and social assistance</b>	<b>692</b>	<b>3 482</b>	<b>14 550</b>	<b>24</b>	<b>10</b>	<b>7</b>	<b>2</b>	—	<b>2</b>	<b>3</b>	—	—	—
622	Hospitals	(E)	(D)	(D)	2	—	—	—	—	1	1	—	—	—
6221	General medical & surgical hospitals	(E)	(D)	(D)	2	—	—	—	—	1	1	—	—	—
62211	General medical & surgical hospitals	(E)	(D)	(D)	2	—	—	—	—	1	1	—	—	—
623	Nursing & residential care facilities	(E)	(D)	(D)	7	—	3	1	—	1	2	—	—	—
6231	Nursing care facilities	(E)	(D)	(D)	3	—	—	—	—	1	2	—	—	—
62311	Nursing care facilities	(E)	(D)	(D)	3	—	—	—	—	1	2	—	—	—
<b>71</b>	<b>Arts, entertainment &amp; recreation</b>	<b>12</b>	<b>42</b>	<b>428</b>	<b>8</b>	<b>8</b>	—	—	—	—	—	—	—	—
<b>72</b>	<b>Accommodation &amp; food services</b>	<b>251</b>	<b>471</b>	<b>2 229</b>	<b>30</b>	<b>15</b>	<b>6</b>	<b>4</b>	<b>5</b>	—	—	—	—	—
722	Food services & drinking places	(C)	(D)	(D)	22	8	6	3	5	—	—	—	—	—
7221	Full-service restaurants	118	255	1 044	9	3	1	3	2	—	—	—	—	—
72211	Full-service restaurants	118	255	1 044	9	3	1	3	2	—	—	—	—	—
722110	Full-service restaurants	118	255	1 044	9	3	1	3	2	—	—	—	—	—
<b>81</b>	<b>Other services (except public administration)</b>	<b>202</b>	<b>591</b>	<b>2 493</b>	<b>58</b>	<b>41</b>	<b>12</b>	<b>5</b>	—	—	—	—	—	—
813	Religious, grantmaking, civic, prof & like organizations	138	263	1 081	35	25	5	5	—	—	—	—	—	—
<b>99</b>	<b>Unclassified establishments</b>	(A)	(D)	(D)	3	3	—	—	—	—	—	—	—	—

See footnotes at end of table.

**Table 6. Counties—Employees, Payroll, and Establishments by Industry: 2003—Con.**

[Excludes most government employees, railroad employees, and self-employed persons. Size class 1 to 4 includes establishments with payroll, but no employees, during mid-March pay period. (D) denotes figures withheld to avoid disclosing data for individual companies; the data are included in broader industry totals. Detailed industries with 100 or more employees are shown if industry was not a (D). For explanation of terms, abbreviations, and data reliability/comparability, see introductory text]

NAICS code	Industry	Number of employees for week including March 12	Payroll (\$1,000)		Total number of establishments	Number of establishments by employment-size class								
			First quarter	Annual		1 to 4	5 to 9	10 to 19	20 to 49	50 to 99	100 to 249	250 to 499	500 to 999	1,000 or more
<b>RAMSEY</b>														
	<b>Total</b> .....	<b>301 449</b>	<b>2 994 647</b>	<b>11 918 033</b>	<b>13 928</b>	<b>6 712</b>	<b>2 696</b>	<b>1 932</b>	<b>1 490</b>	<b>586</b>	<b>365</b>	<b>92</b>	<b>30</b>	<b>25</b>
11	Forestry, fishing, hunting, and agriculture support .....	(B)	(D)	(D)	2	1	—	—	—	1	—	—	—	—
21	Mining .....	(A)	(D)	(D)	5	5	—	—	—	—	—	—	—	—
22	Utilities .....	(F)	(D)	(D)	15	4	2	1	2	2	3	1	—	—
221	Utilities .....	(F)	(D)	(D)	15	4	2	1	2	2	3	1	—	—
2211	Elec pwr generation, transmsn & distribution ...	(F)	(D)	(D)	14	4	2	1	2	1	3	1	—	—
22112	Electric pwr transmsn, control & distribution ..	(F)	(D)	(D)	13	4	1	1	2	1	3	1	—	—
23	Construction .....	<b>12 116</b>	<b>156 504</b>	<b>685 219</b>	<b>988</b>	<b>601</b>	<b>166</b>	<b>97</b>	<b>76</b>	<b>24</b>	<b>18</b>	<b>6</b>	—	—
236	Construction of Buildings .....	2 732	37 352	157 617	320	209	59	26	16	7	2	1	—	—
2361	Residential Building Construction .....	1 407	17 341	67 724	254	185	43	14	7	3	2	—	—	—
23611	Residential Building Construction .....	1 407	17 341	67 724	254	185	43	14	7	3	2	—	—	—
236115	New Single-Family Housing Construction (except Operative Builders) .....	476	9 248	30 319	97	75	17	2	1	1	1	—	—	—
236117	New Housing Operative Builders .....	159	1 862	9 514	15	8	3	2	1	1	—	—	—	—
236118	Residential Remodelers .....	751	6 041	26 116	133	95	21	10	5	1	1	—	—	—
2362	Nonresidential Building Construction .....	1 325	20 011	89 893	66	24	16	12	9	4	—	1	—	—
23622	Commercial and Institutional Building Construction .....	(G)	(D)	(D)	65	23	16	12	9	4	—	1	—	—
237	Heavy and Civil Engineering Construction .....	194	2 125	17 758	43	26	11	5	1	—	—	—	—	—
2371	Utility System Construction .....	(C)	(D)	(D)	19	11	4	3	1	—	—	—	—	—
238	Specialty Trade Contractors .....	9 190	117 027	509 844	625	366	96	66	59	17	16	5	—	—
2381	Foundation, Structure, and Building Exterior Contractors .....	1 186	10 828	60 123	157	96	25	18	16	1	1	—	—	—
23811	Poured Concrete Foundation and Structure Contractors .....	144	1 384	10 389	32	24	2	3	3	—	—	—	—	—
238110	Poured Concrete Foundation and Structure Contractors .....	144	1 384	10 389	32	24	2	3	3	—	—	—	—	—
23814	Masonry Contractors .....	187	1 921	13 390	28	17	5	3	3	—	—	—	—	—
238140	Masonry Contractors .....	187	1 921	13 390	28	17	5	3	3	—	—	—	—	—
23815	Glass and Glazing Contractors .....	163	1 881	7 340	8	2	2	1	2	1	—	—	—	—
238150	Glass and Glazing Contractors .....	163	1 881	7 340	8	2	2	1	2	1	—	—	—	—
23816	Roofing Contractors .....	465	4 266	22 350	41	25	4	4	7	—	1	—	—	—
238160	Roofing Contractors .....	465	4 266	22 350	41	25	4	4	7	—	1	—	—	—
2382	Building Equipment Contractors .....	5 590	81 657	329 097	225	100	39	32	29	11	10	4	—	—
23821	Electrical Contractors .....	2 127	29 527	123 606	92	43	14	16	10	3	5	1	—	—
238210	Electrical Contractors .....	2 127	29 527	123 606	92	43	14	16	10	3	5	1	—	—
23822	Plumbing, Heating, and Air-Conditioning Contractors .....	2 810	40 651	164 574	118	52	21	14	17	8	4	2	—	—
238220	Plumbing, Heating, and Air-Conditioning Contractors .....	2 810	40 651	164 574	118	52	21	14	17	8	4	2	—	—
23829	Other Building Equipment Contractors .....	653	11 479	40 917	15	5	4	2	2	—	1	1	—	—
238290	Other Building Equipment Contractors .....	653	11 479	40 917	15	5	4	2	2	—	1	1	—	—
2383	Building Finishing Contractors .....	1 941	19 607	85 124	169	117	22	11	10	4	4	1	—	—
23831	Drywall and Insulation Contractors .....	527	6 387	26 051	31	22	4	1	1	1	2	—	—	—
238310	Drywall and Insulation Contractors .....	527	6 387	26 051	31	22	4	1	1	1	2	—	—	—
23832	Painting and Wall Covering Contractors .....	240	1 798	10 198	52	38	8	2	4	—	—	—	—	—
238320	Painting and Wall Covering Contractors .....	240	1 798	10 198	52	38	8	2	4	—	—	—	—	—
23833	Flooring Contractors .....	619	5 915	25 279	28	16	4	2	3	1	1	1	—	—
238330	Flooring Contractors .....	619	5 915	25 279	28	16	4	2	3	1	1	1	—	—
23834	Tile and Terrazzo Contractors .....	247	2 783	10 362	11	6	—	3	1	—	1	—	—	—
238340	Tile and Terrazzo Contractors .....	247	2 783	10 362	11	6	—	3	1	—	1	—	—	—
23835	Finish Carpentry Contractors .....	224	1 963	9 643	39	30	4	3	1	1	—	—	—	—
238350	Finish Carpentry Contractors .....	224	1 963	9 643	39	30	4	3	1	1	—	—	—	—
2389	Other Specialty Trade Contractors .....	473	4 935	35 500	74	53	10	5	4	1	1	—	—	—
23891	Site Preparation Contractors .....	259	2 853	21 310	27	19	4	1	1	1	1	—	—	—
238910	Site Preparation Contractors .....	259	2 853	21 310	27	19	4	1	1	1	1	—	—	—
23899	All Other Specialty Trade Contractors .....	214	2 082	14 190	47	34	6	4	3	—	—	—	—	—
238990	All Other Specialty Trade Contractors .....	214	2 082	14 190	47	34	6	4	3	—	—	—	—	—
31-33	Manufacturing .....	<b>29 502</b>	<b>398 168</b>	<b>1 541 866</b>	<b>677</b>	<b>204</b>	<b>118</b>	<b>106</b>	<b>124</b>	<b>47</b>	<b>60</b>	<b>16</b>	—	<b>2</b>
311	Food mfg .....	1 963	18 692	70 683	45	8	5	12	12	3	4	1	—	—
3113	Sugar & confectionery product mfg .....	170	1 546	6 981	7	1	—	4	1	1	—	—	—	—
31133	Confectionery mfg from purchased chocolate ..	(C)	(D)	(D)	4	1	—	1	1	1	—	—	—	—
3115	Dairy product mfg .....	(E)	(D)	(D)	2	—	—	—	—	—	2	—	—	—
31151	Dairy product (exc frozen) mfg .....	(E)	(D)	(D)	2	—	—	—	—	—	2	—	—	—
3118	Bakeries & tortilla mfg .....	811	7 526	24 975	24	4	3	5	8	2	2	—	—	—
31181	Bread & bakery product mfg .....	(F)	(D)	(D)	21	3	3	5	7	1	2	—	—	—
311812	Commercial bakeries .....	513	5 669	17 351	8	—	1	1	3	1	2	—	—	—
3119	Other food mfg .....	574	5 049	21 322	5	—	—	2	2	—	—	1	—	—
31191	Snack food mfg .....	(E)	(D)	(D)	1	—	—	—	—	—	—	1	—	—
314	Textile product mills .....	368	1 928	6 958	8	5	1	—	—	1	—	1	—	—
3149	Other textile product mills .....	(E)	(D)	(D)	6	4	—	—	—	1	—	1	—	—
31499	All other textile product mills .....	(E)	(D)	(D)	5	3	—	—	—	1	—	1	—	—
321	Wood product mfg .....	374	3 862	16 623	14	4	—	4	4	1	1	—	—	—
3219	Other wood product mfg .....	284	3 043	12 604	9	3	—	2	2	1	1	—	—	—
32191	Millwork .....	(C)	(D)	(D)	2	1	—	—	—	—	1	—	—	—

See footnotes at end of table.

**Table 6. Counties—Employees, Payroll, and Establishments by Industry: 2003—Con.**

[Excludes most government employees, railroad employees, and self-employed persons. Size class 1 to 4 includes establishments with payroll, but no employees, during mid-March pay period. (D) denotes figures withheld to avoid disclosing data for individual companies; the data are included in broader industry totals. Detailed industries with 100 or more employees are shown if industry was not a (D). For explanation of terms, abbreviations, and data reliability/comparability, see introductory text]

NAICS code	Industry	Number of employees for week including March 12	Payroll (\$1,000)		Total number of establishments	Number of establishments by employment-size class								
			First quarter	Annual		1 to 4	5 to 9	10 to 19	20 to 49	50 to 99	100 to 249	250 to 499	500 to 999	1,000 or more
<b>RAMSEY—Con.</b>														
<b>31-33 Manufacturing—Con.</b>														
322	Paper mfg .....	1 608	19 314	77 093	17	1	—	—	4	3	9	—	—	—
3221	Pulp, paper & paperboard mills .....	(E)	(D)	(D)	2	—	—	—	—	—	2	—	—	—
32213	Paperboard mills .....	(E)	(D)	(D)	2	—	—	—	—	—	2	—	—	—
3222	Converted paper product mfg .....	(G)	(D)	(D)	15	1	—	—	4	3	7	—	—	—
32221	Paperboard container mfg .....	1 092	11 225	43 918	10	—	—	—	1	3	6	—	—	—
322211	Corrugated & solid fiber box mfg .....	615	5 698	24 201	6	—	—	—	1	1	4	—	—	—
322212	Folding paperboard box mfg .....	477	5 527	19 717	4	—	—	—	—	2	2	—	—	—
32222	Paper bag & coated & treated paper mfg .....	(C)	(D)	(D)	3	1	—	—	1	—	1	—	—	—
323	Printing & related support activities .....	4 920	47 504	197 281	129	43	29	19	13	10	10	5	—	—
3231	Printing & related support activities .....	4 920	47 504	197 281	129	43	29	19	13	10	10	5	—	—
32311	Printing .....	4 629	44 508	184 711	116	41	24	18	10	8	10	5	—	—
323110	Commercial lithographic printing .....	2 897	28 403	121 766	52	13	13	7	5	4	7	3	—	—
323112	Commercial lithographic printing .....	143	1 695	6 605	3	—	1	—	—	2	—	—	—	—
323113	Commercial screen printing .....	800	6 651	25 826	18	7	4	3	1	1	—	2	—	—
323114	Quick printing .....	164	1 127	4 434	26	16	3	7	—	—	—	—	—	—
323116	Manifold business form printing .....	232	2 173	8 002	5	—	1	—	2	1	1	—	—	—
32312	Printing support activities .....	291	2 996	12 570	13	2	5	1	3	2	—	—	—	—
323121	Tradebinding & related work .....	151	1 364	5 927	7	—	4	1	1	1	—	—	—	—
323122	Prepress services .....	140	1 632	6 643	6	2	1	—	2	1	—	—	—	—
325	Chemical mfg .....	612	7 249	29 365	28	9	5	6	6	1	1	—	—	—
3251	Basic chemical mfg .....	135	1 507	6 770	4	—	1	—	2	1	—	—	—	—
32519	Other basic organic chemical mfg .....	(C)	(D)	(D)	3	—	1	—	1	1	—	—	—	—
3256	Soap, cleaners & toilet preparation mfg .....	309	3 697	13 964	6	1	1	1	2	—	1	—	—	—
32562	Toilet preparation mfg .....	(C)	(D)	(D)	3	1	1	—	—	—	1	—	—	—
326	Plastics & rubber products mfg .....	858	8 060	33 554	24	6	5	5	4	2	1	1	—	—
3261	Plastics product mfg .....	839	7 695	32 656	20	5	2	5	4	2	1	1	—	—
32619	Other plastics product mfg .....	693	6 335	26 919	13	2	2	4	2	1	1	1	—	—
326199	All other plastics product mfg .....	693	6 335	26 919	13	2	2	4	2	1	1	1	—	—
327	Nonmetallic mineral product mfg .....	244	2 329	10 795	14	7	—	2	4	1	—	—	—	—
3273	Cement & concrete product mfg .....	(C)	(D)	(D)	6	2	—	1	2	1	—	—	—	—
32732	Ready-mix concrete mfg .....	(C)	(D)	(D)	5	2	—	1	2	—	—	—	—	—
331	Primary metal mfg .....	1 107	12 525	51 712	13	1	2	3	2	2	2	1	—	—
3311	Iron & steel mills & ferroalloy mfg .....	(E)	(D)	(D)	3	1	1	—	—	—	—	1	—	—
33111	Iron & steel mills & ferroalloy mfg .....	(E)	(D)	(D)	3	1	1	—	—	—	—	1	—	—
3315	Foundries .....	(F)	(D)	(D)	9	—	—	3	2	2	2	—	—	—
33151	Ferrous metal foundries .....	(C)	(D)	(D)	3	—	—	1	—	2	—	—	—	—
33152	Nonferrous metal foundries .....	503	5 233	22 433	6	—	—	2	2	—	2	—	—	—
332	Fabricated metal product mfg .....	3 026	35 438	135 884	113	27	20	20	31	8	6	1	—	—
3323	Architectural & structural metals mfg .....	587	5 507	24 243	23	4	2	5	10	—	2	—	—	—
33231	Plate work & fabricated structural prod mfg .....	120	1 282	5 663	8	3	—	1	4	—	—	—	—	—
33232	Ornamental & architectural metal prod mfg .....	467	4 225	18 580	15	1	2	4	6	—	2	—	—	—
332322	Sheet metal work mfg .....	345	3 063	13 694	9	1	1	2	3	—	2	—	—	—
332323	Ornamental & architectural metal work mfg .....	122	1 162	4 886	6	—	1	2	3	—	—	—	—	—
3324	Boiler, tank & shipping container mfg .....	231	3 532	12 234	3	—	—	—	1	1	1	—	—	—
33243	Light gauge metal container mfg .....	231	3 532	12 234	3	—	—	—	1	1	1	—	—	—
3326	Spring & wire product mfg .....	184	1 424	6 187	7	—	2	2	2	1	—	—	—	—
33261	Spring & wire product mfg .....	184	1 424	6 187	7	—	2	2	2	1	—	—	—	—
332618	Other fabricated wire product mfg .....	126	919	3 769	4	—	2	—	1	1	—	—	—	—
3327	Mach shops, turn prod, screw, nut, bolt mfg .....	721	9 336	35 469	35	11	5	7	9	1	2	—	—	—
33271	Machine shops .....	619	8 483	32 115	31	10	5	7	6	1	2	—	—	—
332710	Machine shops .....	619	8 483	32 115	31	10	5	7	6	1	2	—	—	—
33272	Turned product & screw, nut & bolt mfg .....	102	853	3 354	4	1	—	—	3	—	—	—	—	—
3328	Coating, engrave, heat treating & oth activity .....	473	4 211	15 993	22	5	5	4	5	3	—	—	—	—
33281	Coating, engrave, heat treating & oth activity .....	473	4 211	15 993	22	5	5	4	5	3	—	—	—	—
332813	Electropl, plating, polish, anodize, coloring .....	232	1 907	7 769	11	3	3	1	3	1	—	—	—	—
3329	Other fabricated metal product mfg .....	739	10 575	37 688	16	4	5	—	3	2	1	1	—	—
33291	Metal valve mfg .....	(E)	(D)	(D)	5	2	—	—	1	1	1	—	—	—
33299	All other fabricated metal product mfg .....	(E)	(D)	(D)	11	2	5	—	2	1	—	1	—	—
333	Machinery mfg .....	2 395	27 368	111 779	53	14	9	7	9	5	9	—	—	—
3332	Industrial machinery mfg .....	243	3 564	13 184	9	3	1	2	—	3	—	—	—	—
33329	Other industrial machinery mfg .....	243	3 564	13 184	9	3	1	2	—	3	—	—	—	—
333298	All other industrial machinery mfg .....	168	2 476	8 664	4	1	1	—	—	2	—	—	—	—
3333	Commercial & service industry machinery mfg .....	452	4 832	19 511	4	—	—	—	2	—	2	—	—	—
33331	Commercial & service industry machinery mfg .....	452	4 832	19 511	4	—	—	—	2	—	2	—	—	—
3334	HVAC & commercial refrigeration equipment mfg .....	(C)	(D)	(D)	2	—	—	—	1	1	—	—	—	—
33341	HVAC & commercial refrigeration equipment mfg .....	(C)	(D)	(D)	2	—	—	—	1	1	—	—	—	—
3335	Metalworking machinery mfg .....	473	4 786	20 679	18	5	5	3	3	—	2	—	—	—
33351	Metalworking machinery mfg .....	473	4 786	20 679	18	5	5	3	3	—	2	—	—	—
333514	Special die, tool, die set, jig & fixture mfg .....	187	1 717	8 261	5	—	2	—	2	—	1	—	—	—
3336	Engine, turbine & power transmsn equip mfg .....	(E)	(D)	(D)	2	—	—	—	—	1	1	—	—	—
33361	Engine, turbine & power transmsn equip mfg .....	(E)	(D)	(D)	2	—	—	—	—	1	1	—	—	—
3339	Other general purpose machinery mfg .....	835	10 431	42 565	17	6	3	2	2	—	4	—	—	—
33391	Pump & compressor mfg .....	(C)	(D)	(D)	1	—	—	—	—	—	1	—	—	—
33392	Material handling equipment mfg .....	(C)	(D)	(D)	5	—	3	—	1	—	1	—	—	—
33399	All other general purpose machinery mfg .....	395	5 223	21 797	11	6	—	2	1	—	2	—	—	—

See footnotes at end of table.



**Table 6. Counties—Employees, Payroll, and Establishments by Industry: 2003—Con.**

[Excludes most government employees, railroad employees, and self-employed persons. Size class 1 to 4 includes establishments with payroll, but no employees, during mid-March pay period. (D) denotes figures withheld to avoid disclosing data for individual companies; the data are included in broader industry totals. Detailed industries with 100 or more employees are shown if industry was not a (D). For explanation of terms, abbreviations, and data reliability/comparability, see introductory text]

NAICS code	Industry	Number of employees for week including March 12	Payroll (\$1,000)		Total number of establishments	Number of establishments by employment-size class									
			First quarter	Annual		1 to 4	5 to 9	10 to 19	20 to 49	50 to 99	100 to 249	250 to 499	500 to 999	1,000 or more	
<b>RAMSEY—Con.</b>															
<b>31-33 Manufacturing—Con.</b>															
334	Computer & electronic product mfg . . . . .	6 176	138 427	471 514	44	11	7	—	10	1	9	5	—	1	
3342	Communications equipment mfg . . . . .	(E)	(D)	(D)	2	—	—	—	1	—	—	1	—	—	
33429	Other communications equipment mfg . . . . .	(E)	(D)	(D)	1	—	—	—	—	—	—	1	—	—	
3344	Semiconductor & oth electronic component mfg . . . . .	1 376	13 623	55 627	15	3	2	—	5	1	2	2	—	—	
33441	Semiconductor & oth electronic component mfg . . . . .	1 376	13 623	55 627	15	3	2	—	5	1	2	2	—	—	
334412	Bare printed circuit board mfg . . . . .	434	3 665	15 206	4	—	—	—	2	1	—	1	—	—	
334418	Printed circuit assembly (electronic assembly) mfg . . . . .	762	8 204	32 605	6	1	1	—	2	—	1	1	—	—	
3345	Nav, measuring, medical, control instruments mfg . . . . .	4 128	111 518	363 338	18	4	3	—	2	—	6	2	—	1	
33451	Nav, measuring, medical, control instruments mfg . . . . .	4 128	111 518	363 338	18	4	3	—	2	—	6	2	—	1	
334510	Electromedical apparatus mfg . . . . .	3 021	93 671	295 875	4	—	—	—	—	—	2	1	—	1	
334516	Analytical laboratory instrument mfg . . . . .	481	8 140	30 474	3	—	—	—	1	—	1	1	—	—	
3346	Mfg & reproducing magnetic & optical media . . . . .	(C)	(D)	(D)	1	—	—	—	—	—	1	—	—	—	
33461	Mfg & reproducing magnetic & optical media . . . . .	(C)	(D)	(D)	1	—	—	—	—	—	1	—	—	—	
335	Electrical equip, appliance & component mfg . . . . .	216	1 971	9 326	12	2	4	2	3	1	—	—	—	—	
3359	Other electrical equipment & component mfg . . . . .	128	1 049	4 335	3	—	—	1	1	1	—	—	—	—	
33599	All oth electrical equipment & component mfg . . . . .	128	1 049	4 335	3	—	—	1	1	1	—	—	—	—	
335999	All oth misc electrical equip & component mfg . . . . .	128	1 049	4 335	3	—	—	1	1	1	—	—	—	—	
336	Transportation equipment mfg . . . . .	(G)	(D)	(D)	10	3	1	2	3	—	—	—	—	1	
3361	Motor vehicle mfg . . . . .	(G)	(D)	(D)	1	—	—	—	—	—	—	—	—	1	
33611	Automobile & light duty motor vehicle mfg . . . . .	(G)	(D)	(D)	1	—	—	—	—	—	—	—	—	1	
337	Furniture & related product mfg . . . . .	456	3 702	16 167	35	12	8	10	4	—	1	—	—	—	
3371	HH & institutional furniture & kitchen cabinet mfg . . . . .	137	1 017	4 650	21	9	6	5	1	—	—	—	—	—	
3372	Office furniture (including fixtures) mfg . . . . .	133	1 300	5 940	10	2	2	4	2	—	—	—	—	—	
33721	Office furniture (including fixtures) mfg . . . . .	133	1 300	5 940	10	2	2	4	2	—	—	—	—	—	
3379	Other furniture related product mfg . . . . .	186	1 385	5 577	4	1	—	1	1	—	1	—	—	—	
33791	Mattress mfg . . . . .	(C)	(D)	(D)	3	—	—	1	1	—	1	—	—	—	
339	Miscellaneous mfg . . . . .	2 806	35 646	145 284	88	34	15	11	12	8	7	1	—	—	
3391	Medical equipment & supplies mfg . . . . .	1 979	27 937	113 516	48	15	7	7	8	5	5	1	—	—	
33911	Medical equipment & supplies mfg . . . . .	1 979	27 937	113 516	48	15	7	7	8	5	5	1	—	—	
339112	Surgical & medical instrument mfg . . . . .	933	13 492	57 967	12	3	1	1	2	3	1	1	—	—	
339113	Surgical appliance & supplies mfg . . . . .	342	7 199	26 291	9	3	1	2	1	1	1	—	—	—	
339116	Dental laboratories . . . . .	359	3 271	12 988	19	8	3	2	4	1	1	—	—	—	
3399	Other miscellaneous mfg . . . . .	827	7 709	31 768	40	19	8	4	4	3	2	—	—	—	
33995	Sign mfg . . . . .	632	6 270	26 503	22	9	5	1	3	2	2	—	—	—	
339950	Sign mfg . . . . .	632	6 270	26 503	22	9	5	1	3	2	2	—	—	—	
33999	All other misc mfg . . . . .	114	828	3 165	8	5	1	1	—	1	—	—	—	—	
<b>42</b>	<b>Wholesale trade . . . . .</b>	<b>16 184</b>	<b>232 763</b>	<b>926 599</b>	<b>869</b>	<b>403</b>	<b>177</b>	<b>119</b>	<b>101</b>	<b>41</b>	<b>21</b>	<b>4</b>	<b>2</b>	<b>1</b>	
423	Merchant Wholesalers, Durable Goods . . . . .	9 479	154 115	609 583	518	222	113	80	60	30	10	1	1	1	
4231	Motor Vehicle and Motor Vehicle Parts and Supplies Merchant Wholesalers . . . . .	1 097	9 951	42 715	61	18	17	15	5	4	2	—	—	—	
42311	Automobile and Other Motor Vehicle Merchant Wholesalers . . . . .	214	2 246	8 833	7	4	—	—	1	2	—	—	—	—	
423110	Automobile and Other Motor Vehicle Merchant Wholesalers . . . . .	214	2 246	8 833	7	4	—	—	1	2	—	—	—	—	
42312	Motor Vehicle Supplies and New Parts Merchant Wholesalers . . . . .	857	7 458	32 712	49	11	16	14	4	2	2	—	—	—	
423120	Motor Vehicle Supplies and New Parts Merchant Wholesalers . . . . .	857	7 458	32 712	49	11	16	14	4	2	2	—	—	—	
4232	Furniture and Home Furnishing Merchant Wholesalers . . . . .	447	3 977	16 548	36	13	11	7	2	3	—	—	—	—	
42321	Furniture Merchant Wholesalers . . . . .	169	1 317	5 714	20	7	8	4	—	1	—	—	—	—	
423210	Furniture Merchant Wholesalers . . . . .	169	1 317	5 714	20	7	8	4	—	1	—	—	—	—	
42322	Home Furnishing Merchant Wholesalers . . . . .	278	2 660	10 834	16	6	3	3	2	2	—	—	—	—	
423220	Home Furnishing Merchant Wholesalers . . . . .	278	2 660	10 834	16	6	3	3	2	2	—	—	—	—	
4233	Lumber and Other Construction Materials Merchant Wholesalers . . . . .	592	7 402	29 534	32	12	6	3	6	5	—	—	—	—	
42331	Lumber, Plywood, Millwork, and Wood Panel Merchant Wholesalers . . . . .	335	3 988	16 528	15	6	1	1	4	3	—	—	—	—	
423310	Lumber, Plywood, Millwork, and Wood Panel Merchant Wholesalers . . . . .	335	3 988	16 528	15	6	1	1	4	3	—	—	—	—	
42339	Other Construction Material Merchant Wholesalers . . . . .	131	1 848	6 534	7	3	1	—	2	1	—	—	—	—	
423390	Other Construction Material Merchant Wholesalers . . . . .	131	1 848	6 534	7	3	1	—	2	1	—	—	—	—	
4234	Professional and Commercial Equipment and Supplies Merchant Wholesalers . . . . .	3 088	82 061	311 718	89	43	15	13	8	4	—	—	1	1	
42342	Office Equipment Merchant Wholesalers . . . . .	231	2 215	8 374	11	5	1	2	1	1	—	—	—	—	
423420	Office Equipment Merchant Wholesalers . . . . .	231	2 215	8 374	11	5	1	2	1	1	—	—	—	—	
42343	Computer and Computer Peripheral Equipment and Software Merchant Wholesalers . . . . .	244	2 789	10 135	23	10	4	5	3	1	—	—	—	—	
423430	Computer and Computer Peripheral Equipment and Software Merchant Wholesalers . . . . .	244	2 789	10 135	23	10	4	5	3	1	—	—	—	—	
42345	Medical, Dental, and Hospital Equipment and Supplies Merchant Wholesaler . . . . .	2 461	75 261	285 930	32	12	8	3	2	2	3	—	1	1	
423450	Medical, Dental, and Hospital Equipment and Supplies Merchant Wholesaler . . . . .	2 461	75 261	285 930	32	12	8	3	2	2	3	—	1	1	

See footnotes at end of table.

**Table 6. Counties—Employees, Payroll, and Establishments by Industry: 2003—Con.**

[Excludes most government employees, railroad employees, and self-employed persons. Size class 1 to 4 includes establishments with payroll, but no employees, during mid-March pay period. (D) denotes figures withheld to avoid disclosing data for individual companies; the data are included in broader industry totals. Detailed industries with 100 or more employees are shown if industry was not a (D). For explanation of terms, abbreviations, and data reliability/comparability, see introductory text]

NAICS code	Industry	Number of employees for week including March 12	Payroll (\$1,000)		Total number of establishments	Number of establishments by employment-size class									
			First quarter	Annual		1 to 4	5 to 9	10 to 19	20 to 49	50 to 99	100 to 249	250 to 499	500 to 999	1,000 or more	
<b>RAMSEY—Con.</b>															
<b>42 Wholesale trade—Con.</b>															
423	Merchant Wholesalers, Durable Goods—Con.														
4235	Metal and Mineral (except Petroleum) Merchant Wholesalers . . . . .	332	3 281	13 130	20	5	3	6	5	1	—	—	—	—	
42351	Metal Service Centers and Other Metal Merchant Wholesalers . . . . .	(E)	(D)	(D)	19	4	3	6	5	1	—	—	—	—	
4236	Electrical and Electronic Goods Merchant Wholesalers . . . . .	1 170	14 067	58 938	59	23	13	6	11	3	3	—	—	—	
42361	Electrical Apparatus and Equipment, Wiring Supplies, and Related Equipme . . . . .	754	8 273	34 978	27	8	8	1	6	1	3	—	—	—	
423610	Electrical Apparatus and Equipment, Wiring Supplies, and Related Equipme . . . . .	754	8 273	34 978	27	8	8	1	6	1	3	—	—	—	
42369	Other Electronic Parts and Equipment Merchant Wholesalers . . . . .	(E)	(D)	(D)	30	14	5	5	4	2	—	—	—	—	
4237	Hardware, and Plumbing and Heating Equipment and Supplies Merchant Whole . . . . .	658	7 533	31 611	43	20	10	3	7	2	1	—	—	—	
42371	Hardware Merchant Wholesalers . . . . .	303	2 581	10 072	12	6	2	—	2	1	1	—	—	—	
423710	Hardware Merchant Wholesalers . . . . .	303	2 581	10 072	12	6	2	—	2	1	1	—	—	—	
42372	Plumbing and Heating Equipment and Supplies (Hydronics) Merchant Wholesa . . . . .	(C)	(D)	(D)	14	6	3	2	2	1	—	—	—	—	
42373	Warm Air Heating and Air-Conditioning Equipment and Supplies Merchant Wh . . . . .	129	1 867	11 265	16	8	5	1	2	—	—	—	—	—	
423730	Warm Air Heating and Air-Conditioning Equipment and Supplies Merchant Wh . . . . .	129	1 867	11 265	16	8	5	1	2	—	—	—	—	—	
4238	Machinery, Equipment, and Supplies Merchant Wholesalers . . . . .	1 660	20 965	86 682	125	56	34	16	11	7	—	1	—	—	
42381	Construction and Mining (except Oil Well) Machinery and Equipment Mercha . . . . .	399	6 195	25 856	8	2	1	1	3	—	—	1	—	—	
423810	Construction and Mining (except Oil Well) Machinery and Equipment Mercha . . . . .	399	6 195	25 856	8	2	1	1	3	—	—	1	—	—	
42382	Farm and Garden Machinery and Equipment Merchant Wholesalers . . . . .	108	986	3 629	7	4	1	1	—	1	—	—	—	—	
423820	Farm and Garden Machinery and Equipment Merchant Wholesalers . . . . .	108	986	3 629	7	4	1	1	—	1	—	—	—	—	
42383	Industrial Machinery and Equipment Merchant Wholesalers . . . . .	735	9 430	38 614	71	37	18	5	7	4	—	—	—	—	
423830	Industrial Machinery and Equipment Merchant Wholesalers . . . . .	735	9 430	38 614	71	37	18	5	7	4	—	—	—	—	
42384	Industrial Supplies Merchant Wholesalers . . . . .	189	2 275	9 770	23	9	9	4	1	—	—	—	—	—	
423840	Industrial Supplies Merchant Wholesalers . . . . .	189	2 275	9 770	23	9	9	4	1	—	—	—	—	—	
42385	Service Establishment Equipment and Supplies Merchant Wholesalers . . . . .	213	1 940	8 202	12	1	5	4	—	2	—	—	—	—	
423850	Service Establishment Equipment and Supplies Merchant Wholesalers . . . . .	213	1 940	8 202	12	1	5	4	—	2	—	—	—	—	
4239	Miscellaneous Durable Goods Merchant Wholesalers . . . . .	435	4 878	18 707	53	32	4	11	5	1	—	—	—	—	
42393	Recyclable Material Merchant Wholesalers . . . . .	191	2 090	8 302	10	1	1	4	4	—	—	—	—	—	
423930	Recyclable Material Merchant Wholesalers . . . . .	191	2 090	8 302	10	1	1	4	4	—	—	—	—	—	
42399	Other Miscellaneous Durable Goods Merchant Wholesalers . . . . .	127	1 779	5 965	21	16	1	2	1	1	—	—	—	—	
423990	Other Miscellaneous Durable Goods Merchant Wholesalers . . . . .	127	1 779	5 965	21	16	1	2	1	1	—	—	—	—	
424	Merchant Wholesalers, Nondurable Goods . . . . .	6 282	73 270	291 500	241	97	47	34	37	11	11	3	1	—	
4241	Paper and Paper Product Merchant Wholesalers . . . . .	905	11 173	40 106	34	16	6	4	5	1	1	1	—	—	
42411	Printing and Writing Paper Merchant Wholesalers . . . . .	114	1 632	6 644	4	1	1	1	—	1	—	—	—	—	
424110	Printing and Writing Paper Merchant Wholesalers . . . . .	114	1 632	6 644	4	1	1	1	—	1	—	—	—	—	
42412	Stationery and Office Supplies Merchant Wholesalers . . . . .	670	8 155	27 489	23	13	4	2	2	—	1	1	—	—	
424120	Stationery and Office Supplies Merchant Wholesalers . . . . .	670	8 155	27 489	23	13	4	2	2	—	1	1	—	—	
42413	Industrial and Personal Service Paper Merchant Wholesalers . . . . .	121	1 386	5 973	7	2	1	1	3	—	—	—	—	—	
424130	Industrial and Personal Service Paper Merchant Wholesalers . . . . .	121	1 386	5 973	7	2	1	1	3	—	—	—	—	—	
4242	Drugs and Druggists' Sundries Merchant Wholesalers . . . . .	380	3 479	16 016	16	4	3	2	5	1	1	—	—	—	
42421	Drugs and Druggists' Sundries Merchant Wholesalers . . . . .	380	3 479	16 016	16	4	3	2	5	1	1	—	—	—	
424210	Drugs and Druggists' Sundries Merchant Wholesalers . . . . .	380	3 479	16 016	16	4	3	2	5	1	1	—	—	—	
4244	Grocery and Related Product Wholesalers . . . . .	2 317	26 637	106 286	48	20	5	3	11	3	4	1	1	—	
42441	General Line Grocery Merchant Wholesalers . . . . .	(G)	(D)	(D)	6	1	2	1	—	—	—	1	1	—	
42443	Dairy Product (except Dried or Canned) Merchant Wholesalers . . . . .	440	8 095	21 954	7	3	—	—	2	—	2	—	—	—	
424430	Dairy Product (except Dried or Canned) Merchant Wholesalers . . . . .	440	8 095	21 954	7	3	—	—	2	—	2	—	—	—	
42448	Fresh Fruit and Vegetable Merchant Wholesalers . . . . .	472	4 904	23 672	11	3	1	—	4	1	2	—	—	—	
424480	Fresh Fruit and Vegetable Merchant Wholesalers . . . . .	472	4 904	23 672	11	3	1	—	4	1	2	—	—	—	
42449	Other Grocery and Related Products Merchant Wholesalers . . . . .	(E)	(D)	(D)	13	5	1	1	4	2	—	—	—	—	
4246	Chemical and Allied Products Merchant Wholesalers . . . . .	730	11 022	45 088	37	13	7	7	6	2	2	—	—	—	
42469	Other Chemical and Allied Products Merchant Wholesalers . . . . .	710	10 687	43 732	32	10	5	7	6	2	2	—	—	—	
424690	Other Chemical and Allied Products Merchant Wholesalers . . . . .	710	10 687	43 732	32	10	5	7	6	2	2	—	—	—	
4247	Petroleum and Petroleum Products Merchant Wholesalers . . . . .	186	2 639	8 991	13	4	1	4	4	—	—	—	—	—	

See footnotes at end of table.

**Table 6. Counties—Employees, Payroll, and Establishments by Industry: 2003—Con.**

[Excludes most government employees, railroad employees, and self-employed persons. Size class 1 to 4 includes establishments with payroll, but no employees, during mid-March pay period. (D) denotes figures withheld to avoid disclosing data for individual companies; the data are included in broader industry totals. Detailed industries with 100 or more employees are shown if industry was not a (D). For explanation of terms, abbreviations, and data reliability/comparability, see introductory text]

NAICS code	Industry	Number of employees for week including March 12	Payroll (\$1,000)		Total number of establishments	Number of establishments by employment-size class											
			First quarter	Annual		1 to 4	5 to 9	10 to 19	20 to 49	50 to 99	100 to 249	250 to 499	500 to 999	1,000 or more			
<b>42</b>	<b>RAMSEY—Con.</b>																
	<b>Wholesale trade—Con.</b>																
424	Merchant Wholesalers, Nondurable Goods—Con.																
4248	Beer, Wine, and Distilled Alcoholic Beverage																
42481	Merchant Wholesalers	988	11 970	48 159	16	6	4	1	—	1	3	1	—	—	—	—	—
424810	Beer and Ale Merchant Wholesalers	359	4 742	16 374	5	—	2	—	—	1	2	—	—	—	—	—	—
42482	Wine and Distilled Alcoholic Beverage	359	4 742	16 374	5	—	2	—	—	1	2	—	—	—	—	—	—
424820	Merchant Wholesalers	629	7 228	31 785	11	6	2	1	—	—	1	1	—	—	—	—	—
	Wine and Distilled Alcoholic Beverage																
	Merchant Wholesalers	629	7 228	31 785	11	6	2	1	—	—	1	1	—	—	—	—	—
4249	Miscellaneous Nondurable Goods Merchant Wholesalers	657	5 133	21 334	62	30	15	8	6	3	—	—	—	—	—	—	—
42492	Book, Periodical, and Newspaper Merchant Wholesalers	154	1 251	5 479	7	2	2	1	1	1	—	—	—	—	—	—	—
424920	Book, Periodical, and Newspaper Merchant Wholesalers	154	1 251	5 479	7	2	2	1	1	1	—	—	—	—	—	—	—
42493	Flower, Nursery Stock, and Florists' Supplies Merchant Wholesalers	170	925	3 909	13	4	5	2	1	1	—	—	—	—	—	—	—
424930	Flower, Nursery Stock, and Florists' Supplies Merchant Wholesalers	170	925	3 909	13	4	5	2	1	1	—	—	—	—	—	—	—
42499	Other Miscellaneous Nondurable Goods Merchant Wholesalers	276	2 301	9 171	28	16	4	3	4	1	—	—	—	—	—	—	—
424990	Other Miscellaneous Nondurable Goods Merchant Wholesalers	276	2 301	9 171	28	16	4	3	4	1	—	—	—	—	—	—	—
425	Wholesale Electronic Markets and Agents and Brokers	423	5 378	25 516	110	84	17	5	4	—	—	—	—	—	—	—	—
4251	Wholesale Electronic Markets and Agents and Brokers	423	5 378	25 516	110	84	17	5	4	—	—	—	—	—	—	—	—
42512	Wholesale Trade Agents and Brokers	423	5 378	25 516	110	84	17	5	4	—	—	—	—	—	—	—	—
425120	Wholesale Trade Agents and Brokers	423	5 378	25 516	110	84	17	5	4	—	—	—	—	—	—	—	—
<b>44-45</b>	<b>Retail trade</b>	<b>33 759</b>	<b>173 219</b>	<b>714 870</b>	<b>1 808</b>	<b>620</b>	<b>494</b>	<b>358</b>	<b>193</b>	<b>76</b>	<b>56</b>	<b>8</b>	<b>2</b>	<b>1</b>			
441	Motor vehicle & parts dealers	4 054	34 085	148 850	165	45	47	33	12	16	11	1	—	—	—	—	—
4411	Automobile dealers	2 968	26 772	116 889	67	23	13	3	1	15	11	1	—	—	—	—	—
44111	New car dealers	2 716	24 792	108 967	34	3	2	2	1	15	10	1	—	—	—	—	—
441110	New car dealers	2 716	24 792	108 967	34	3	2	2	1	15	10	1	—	—	—	—	—
44112	Used car dealers	252	1 980	7 922	33	20	11	1	—	—	1	—	—	—	—	—	—
441120	Used car dealers	252	1 980	7 922	33	20	11	1	—	—	1	—	—	—	—	—	—
4412	Other motor vehicle dealers	239	1 878	8 409	18	9	2	3	3	1	—	—	—	—	—	—	—
44122	Motorcycle & boat & other MV dealers	143	1 258	5 821	14	9	2	1	1	1	—	—	—	—	—	—	—
4413	Automotive parts, accessories & tire stores	847	5 435	23 552	80	13	32	27	8	—	—	—	—	—	—	—	—
44131	Automotive parts, accessories & tire stores	452	2 615	11 492	50	12	22	12	4	—	—	—	—	—	—	—	—
441310	Automotive parts, accessories & tire stores	452	2 615	11 492	50	12	22	12	4	—	—	—	—	—	—	—	—
44132	Tire dealers	395	2 820	12 060	30	1	10	15	4	—	—	—	—	—	—	—	—
441320	Tire dealers	395	2 820	12 060	30	1	10	15	4	—	—	—	—	—	—	—	—
442	Furniture & home furnishing stores	1 949	12 359	51 418	115	43	31	20	16	3	1	—	1	—	—	—	—
4421	Furniture stores	1 116	7 646	31 533	48	18	13	7	7	2	—	—	1	—	—	—	—
44211	Furniture stores	1 116	7 646	31 533	48	18	13	7	7	2	—	—	1	—	—	—	—
442110	Furniture stores	1 116	7 646	31 533	48	18	13	7	7	2	—	—	1	—	—	—	—
4422	Home furnishings stores	833	4 713	19 885	67	25	18	13	9	1	1	—	—	—	—	—	—
44221	Floor covering stores	150	1 069	4 970	24	10	7	6	1	—	—	—	—	—	—	—	—
442210	Floor covering stores	150	1 069	4 970	24	10	7	6	1	—	—	—	—	—	—	—	—
44229	Other home furnishings stores	683	3 644	14 915	43	15	11	7	8	1	1	—	—	—	—	—	—
442299	All other home furnishings stores	671	3 577	14 636	40	13	10	7	8	1	1	—	—	—	—	—	—
443	Electronics & appliance stores	1 140	6 653	29 265	85	30	28	13	9	3	2	—	—	—	—	—	—
4431	Electronics & appliance stores	1 140	6 653	29 265	85	30	28	13	9	3	2	—	—	—	—	—	—
44311	Appliance, TV & all other electronics stores	772	4 094	17 036	57	19	23	7	4	2	2	—	—	—	—	—	—
443111	Household appliance stores	125	703	3 101	18	8	6	3	1	—	—	—	—	—	—	—	—
443112	Radio, television & other electronics stores	647	3 391	13 935	39	11	17	4	3	2	2	—	—	—	—	—	—
44312	Computer & software stores	(C)	(D)	(D)	17	9	3	1	3	1	—	—	—	—	—	—	—
44313	Camera & photographic supplies stores	(C)	(D)	(D)	11	2	2	5	2	—	—	—	—	—	—	—	—
444	Bldg material & garden equip & supp dealers	2 119	16 225	66 678	125	39	31	30	14	7	4	—	—	—	—	—	—
4441	Building material & supplies dealers	1 819	15 080	59 969	102	32	24	25	12	5	4	—	—	—	—	—	—
44411	Home centers	(E)	(D)	(D)	3	1	—	—	—	2	—	—	—	—	—	—	—
44412	Paint & wallpaper stores	(C)	(D)	(D)	7	4	7	4	2	—	—	—	—	—	—	—	—
44413	Hardware stores	467	1 717	7 577	28	7	3	11	6	—	1	—	—	—	—	—	—
444130	Hardware stores	467	1 717	7 577	28	7	3	11	6	—	1	—	—	—	—	—	—
44419	Other building material dealers	824	9 994	39 759	54	20	14	10	4	5	1	—	—	—	—	—	—
444190	Other building material dealers	824	9 994	39 759	54	20	14	10	4	5	1	—	—	—	—	—	—
4442	Lawn & garden equip & supplies stores	300	1 145	6 709	23	7	7	5	2	2	—	—	—	—	—	—	—
44422	Nursery & garden centers	268	938	5 814	17	5	4	4	2	2	—	—	—	—	—	—	—
444220	Nursery & garden centers	268	938	5 814	17	5	4	4	2	2	—	—	—	—	—	—	—
445	Food & beverage stores	5 315	24 132	94 583	235	97	57	31	26	4	19	1	—	—	—	—	—
4451	Grocery stores	4 421	21 324	82 321	122	52	16	9	22	4	18	1	—	—	—	—	—
44511	Grocery (except convenience) stores	4 327	21 038	81 030	92	29	11	7	22	4	18	1	—	—	—	—	—
445110	Grocery (except convenience) stores	4 327	21 038	81 030	92	29	11	7	22	4	18	1	—	—	—	—	—
4452	Specialty food stores	307	1 070	4 714	44	20	15	6	3	—	—	—	—	—	—	—	—
44529	Other specialty food stores	182	682	3 019	32	17	10	4	1	—	—	—	—	—	—	—	—
445291	Baked goods stores	101	440	1 926	14	7	4	2	1	—	—	—	—	—	—	—	—
4453	Beer, wine & liquor stores	587	1 738	7 548	69	25	26	16	1	—	1	—	—	—	—	—	—
44531	Beer, wine & liquor stores	587	1 738	7 548	69	25	26	16	1	—	1	—	—	—	—	—	—
445310	Beer, wine & liquor stores	587	1 738	7 548	69	25	26	16	1	—	1	—	—	—	—	—	—

See footnotes at end of table.

**Table 6. Counties—Employees, Payroll, and Establishments by Industry: 2003—Con.**

[Excludes most government employees, railroad employees, and self-employed persons. Size class 1 to 4 includes establishments with payroll, but no employees, during mid-March pay period. (D) denotes figures withheld to avoid disclosing data for individual companies; the data are included in broader industry totals. Detailed industries with 100 or more employees are shown if industry was not a (D). For explanation of terms, abbreviations, and data reliability/comparability, see introductory text]

NAICS code	Industry	Number of employees for week including March 12	Payroll (\$1,000)		Total number of establishments	Number of establishments by employment-size class								
			First quarter	Annual		1 to 4	5 to 9	10 to 19	20 to 49	50 to 99	100 to 249	250 to 499	500 to 999	1,000 or more
<b>RAMSEY—Con.</b>														
<b>44-45 Retail trade—Con.</b>														
446	Health & personal care stores	2 305	12 806	51 645	149	46	46	15	30	11	1	—	—	—
4461	Health & personal care stores	2 305	12 806	51 645	149	46	46	15	30	11	1	—	—	—
44611	Pharmacies & drug stores	1 668	9 564	38 277	61	6	14	7	22	11	1	—	—	—
446110	Pharmacies & drug stores	1 668	9 564	38 277	61	6	14	7	22	11	1	—	—	—
44612	Cosmetics, beauty supplies & perfume stores	144	356	1 500	15	1	11	2	1	—	—	—	—	—
446120	Cosmetics, beauty supplies & perfume stores	144	356	1 500	15	1	11	2	1	—	—	—	—	—
44613	Optical goods stores	257	1 525	5 950	42	26	8	4	4	—	—	—	—	—
446130	Optical goods stores	257	1 525	5 950	42	26	8	4	4	—	—	—	—	—
44619	Other health & personal care stores	236	1 361	5 918	31	13	13	2	3	—	—	—	—	—
446191	Food (health) supplement stores	114	461	1 849	16	5	8	2	1	—	—	—	—	—
446199	All other health & personal care stores	122	900	4 069	15	8	5	—	2	—	—	—	—	—
447	Gasoline stations	1 898	8 894	35 861	180	40	54	72	12	2	—	—	—	—
4471	Gasoline stations	1 898	8 894	35 861	180	40	54	72	12	2	—	—	—	—
44711	Gasoline stations with convenience stores	1 654	7 127	29 018	155	27	49	68	10	1	—	—	—	—
447110	Gasoline stations with convenience stores	1 654	7 127	29 018	155	27	49	68	10	1	—	—	—	—
44719	Other gasoline stations	244	1 767	6 843	25	13	5	4	2	1	—	—	—	—
447190	Other gasoline stations	244	1 767	6 843	25	13	5	4	2	1	—	—	—	—
448	Clothing & clothing accessories stores	3 022	11 014	43 598	236	68	72	64	18	13	1	—	—	—
4481	Clothing stores	2 332	7 053	28 686	138	32	36	40	16	13	1	—	—	—
44811	Men's clothing stores	108	477	1 853	12	5	1	5	1	—	—	—	—	—
448110	Men's clothing stores	108	477	1 853	12	5	1	5	1	—	—	—	—	—
44812	Women's clothing stores	665	1 941	8 267	50	11	13	19	5	2	—	—	—	—
448120	Women's clothing stores	665	1 941	8 267	50	11	13	19	5	2	—	—	—	—
44813	Children's & infants' clothing stores (C) (D)	996	2 954	11 324	29	4	3	6	7	8	1	—	—	—
44814	Family clothing stores	996	2 954	11 324	29	4	3	6	7	8	1	—	—	—
448140	Family clothing stores	996	2 954	11 324	29	4	3	6	7	8	1	—	—	—
44819	Other clothing stores	336	1 207	5 272	25	6	11	4	2	2	—	—	—	—
448190	Other clothing stores	336	1 207	5 272	25	6	11	4	2	2	—	—	—	—
4482	Shoe stores	289	1 053	4 408	44	14	21	9	—	—	—	—	—	—
44821	Shoe stores	289	1 053	4 408	44	14	21	9	—	—	—	—	—	—
448210	Shoe stores	289	1 053	4 408	44	14	21	9	—	—	—	—	—	—
4483	Jewelry, luggage & leather goods stores	401	2 908	10 504	54	22	15	15	2	—	—	—	—	—
44831	Jewelry stores (E) (D)	401	2 908	10 504	54	22	15	15	2	—	—	—	—	—
451	Sporting goods, hobby, book & music stores	3 118	9 566	39 586	147	50	40	26	22	7	1	—	—	1
4511	Sporting goods, hobby, musical instrument stores	1 416	4 542	18 543	101	34	27	18	15	7	—	—	—	—
45111	Sporting goods stores	654	2 330	9 420	51	21	15	6	5	4	—	—	—	—
451110	Sporting goods stores	654	2 330	9 420	51	21	15	6	5	4	—	—	—	—
45112	Hobby, toy & game stores	412	1 080	4 546	23	4	8	3	6	2	—	—	—	—
451120	Hobby, toy & game stores	412	1 080	4 546	23	4	8	3	6	2	—	—	—	—
45113	Sewing, needlework & piece goods stores	246	518	1 925	15	3	—	9	2	1	—	—	—	—
451130	Sewing, needlework & piece goods stores	246	518	1 925	15	3	—	9	2	1	—	—	—	—
45114	Musical instrument & supplies stores	104	614	2 652	12	6	4	—	2	—	—	—	—	—
451140	Musical instrument & supplies stores	104	614	2 652	12	6	4	—	2	—	—	—	—	—
4512	Book, periodical & music stores	1 702	5 024	21 043	46	16	13	8	7	—	1	—	—	1
45121	Book stores & news dealers	1 580	4 499	19 024	34	13	9	5	5	—	1	—	—	1
45122	Prerecorded tape, CD & record stores	122	525	2 019	12	3	4	3	2	—	—	—	—	—
451220	Prerecorded tape, CD & record stores	122	525	2 019	12	3	4	3	2	—	—	—	—	—
452	General merchandise stores	5 639	22 271	88 924	52	14	6	4	3	4	14	6	1	—
4521	Department stores	4 764	18 700	74 127	25	2	—	—	—	4	13	5	1	—
45211	Department stores	4 764	18 700	74 127	25	2	—	—	—	4	13	5	1	—
452111	Department Stores (except Discount Department Stores)	2 482	9 474	37 960	11	—	—	—	—	3	4	3	1	—
452112	Discount Department Stores	2 282	9 226	36 167	14	2	—	—	—	1	9	2	—	—
4529	Other general merchandise stores	875	3 571	14 797	27	12	6	4	3	—	1	1	—	—
45291	Warehouse clubs & superstores (F) (D)	—	—	—	2	—	—	—	—	—	1	1	—	—
45299	All other general merchandise stores (C) (D)	—	—	—	25	12	6	4	3	—	—	—	—	—
453	Miscellaneous store retailers	2 200	6 833	28 919	232	101	70	32	24	5	—	—	—	—
4531	Florists	385	1 149	4 688	38	16	13	5	2	2	—	—	—	—
45311	Florists	385	1 149	4 688	38	16	13	5	2	2	—	—	—	—
453110	Florists	385	1 149	4 688	38	16	13	5	2	2	—	—	—	—
4532	Office supplies, stationery & gift stores	755	2 015	7 779	70	21	24	14	11	—	—	—	—	—
45321	Office supplies & stationery stores	165	687	2 623	9	3	1	1	4	—	—	—	—	—
453210	Office supplies & stationery stores	165	687	2 623	9	3	1	1	4	—	—	—	—	—
45322	Gift, novelty & souvenir stores	590	1 328	5 156	61	18	23	13	7	—	—	—	—	—
453220	Gift, novelty & souvenir stores	590	1 328	5 156	61	18	23	13	7	—	—	—	—	—
4533	Used merchandise stores	516	1 818	7 763	43	17	13	6	5	2	—	—	—	—
45331	Used merchandise stores	516	1 818	7 763	43	17	13	6	5	2	—	—	—	—
453310	Used merchandise stores	516	1 818	7 763	43	17	13	6	5	2	—	—	—	—
4539	Other miscellaneous store retailers	544	1 851	8 689	81	47	20	7	6	1	—	—	—	—
45391	Pet & pet supplies stores	261	727	3 384	17	4	6	1	5	1	—	—	—	—
453910	Pet & pet supplies stores	261	727	3 384	17	4	6	1	5	1	—	—	—	—
45399	All other miscellaneous store retailers	244	975	4 737	53	35	11	6	1	—	—	—	—	—
453998	All other misc store retailers (exc tobacco)	207	835	4 043	35	19	9	6	1	—	—	—	—	—
454	Nonstore retailers	1 000	8 381	35 543	87	47	12	18	7	1	2	—	—	—
4541	Electronic shopping & mail-order houses	239	1 733	7 879	28	14	6	5	3	—	—	—	—	—
45411	Electronic shopping & mail-order houses	239	1 733	7 879	28	14	6	5	3	—	—	—	—	—
454113	Mail-Order Houses	173	1 342	6 010	16	7	4	2	3	—	—	—	—	—
4542	Vending machine operators	203	1 071	4 113	15	12	—	1	—	1	1	—	—	—
45421	Vending machine operators	203	1 071	4 113	15	12	—	1	—	1	1	—	—	—
454210	Vending machine operators	203	1 071	4 113	15	12	—	1	—	1	1	—	—	—
4543	Direct selling establishments	558	5 577	23 551	44	21	6	12	4	—	1	—	—	—
45439	Other direct selling establishments	528	5 352	22 720	40	21	3	11	4	—	1	—	—	—
454390	Other direct selling establishments	528	5 352	22 720	40	21	3	11	4	—	1	—	—	—

See footnotes at end of table.

**Table 6. Counties—Employees, Payroll, and Establishments by Industry: 2003—Con.**

[Excludes most government employees, railroad employees, and self-employed persons. Size class 1 to 4 includes establishments with payroll, but no employees, during mid-March pay period. (D) denotes figures withheld to avoid disclosing data for individual companies; the data are included in broader industry totals. Detailed industries with 100 or more employees are shown if industry was not a (D). For explanation of terms, abbreviations, and data reliability/comparability, see introductory text]

NAICS code	Industry	Number of employees for week including March 12	Payroll (\$1,000)		Total number of establishments	Number of establishments by employment-size class									
			First quarter	Annual		1 to 4	5 to 9	10 to 19	20 to 49	50 to 99	100 to 249	250 to 499	500 to 999	1,000 or more	
<b>RAMSEY—Con.</b>															
<b>48-49</b>	<b>Transportation &amp; warehousing</b>	<b>5 698</b>	<b>45 183</b>	<b>188 746</b>	<b>283</b>	<b>149</b>	<b>45</b>	<b>26</b>	<b>36</b>	<b>14</b>	<b>8</b>	<b>5</b>	—	—	
484	Truck transportation	2 553	25 087	103 735	139	80	22	10	16	4	5	2	—	—	
4841	General freight trucking	2 007	20 257	83 408	93	52	14	5	13	4	3	2	—	—	
48411	General freight trucking, local	324	2 638	8 566	39	24	8	2	4	1	—	—	—	—	
484110	General freight trucking, local	324	2 638	8 566	39	24	8	2	4	1	—	—	—	—	
48412	General freight trucking, long-distance	1 683	17 619	74 842	54	28	6	3	9	3	2	—	—	—	
484121	General freight trucking, long-distance, TL	367	4 047	16 576	36	23	6	1	4	1	—	—	—	—	
484122	General freight trucking, long-distance, LTL	1 316	13 572	58 266	18	5	—	2	5	2	2	—	—	—	
4842	Specialized freight trucking	546	4 830	20 327	46	28	8	5	3	—	2	—	—	—	
48421	Used household & office goods moving	363	3 210	13 127	14	5	4	2	1	—	2	—	—	—	
484210	Used household & office goods moving	363	3 210	13 127	14	5	4	2	1	—	2	—	—	—	
48422	Specialized freight (exc used) trucking, local	131	995	4 949	25	19	3	1	2	—	—	—	—	—	
484220	Specialized freight (exc used) trucking, local	131	995	4 949	25	19	3	1	2	—	—	—	—	—	
485	Transit & ground passenger transportation	1 279	5 546	23 324	24	6	5	4	4	1	2	2	—	—	
4851	Urban transit systems	(C)	(D)	(D)	3	—	1	1	—	—	1	—	—	—	
48511	Urban transit systems	(C)	(D)	(D)	3	—	1	1	—	—	1	—	—	—	
4853	Taxi & limousine service	114	542	2 529	8	2	2	1	3	—	—	—	—	—	
4854	School & employee bus transportation	894	3 800	15 584	6	—	1	1	1	—	1	2	—	—	
48541	School & employee bus transportation	894	3 800	15 584	6	—	1	1	1	—	1	2	—	—	
485410	School & employee bus transportation	894	3 800	15 584	6	—	1	1	1	—	1	2	—	—	
488	Transportation support activities	514	4 504	19 695	51	29	8	6	5	3	—	—	—	—	
4884	Road transportation support activities	(C)	(D)	(D)	12	3	3	4	2	—	—	—	—	—	
48841	Motor vehicle towing	100	740	3 200	9	2	3	3	1	—	—	—	—	—	
488410	Motor vehicle towing	100	740	3 200	9	2	3	3	1	—	—	—	—	—	
4885	Freight transportation arrangement	222	2 182	9 722	25	17	3	2	2	1	—	—	—	—	
48851	Freight transportation arrangement	222	2 182	9 722	25	17	3	2	2	1	—	—	—	—	
488510	Freight transportation arrangement	222	2 182	9 722	25	17	3	2	2	1	—	—	—	—	
492	Couriers & messengers	882	5 404	21 861	33	20	2	2	2	5	1	1	—	—	
4921	Couriers	390	2 886	11 245	17	9	1	1	2	3	1	—	—	—	
49211	Couriers	390	2 886	11 245	17	9	1	1	2	3	1	—	—	—	
492110	Couriers	390	2 886	11 245	17	9	1	1	2	3	1	—	—	—	
4922	Local messengers & local delivery	492	2 518	10 616	16	11	1	1	—	2	—	1	—	—	
49221	Local messengers & local delivery	492	2 518	10 616	16	11	1	1	—	2	—	1	—	—	
492210	Local messengers & local delivery	492	2 518	10 616	16	11	1	1	—	2	—	1	—	—	
493	Warehousing & storage	340	2 914	12 451	22	6	6	4	5	1	—	—	—	—	
4931	Warehousing & storage	340	2 914	12 451	22	6	6	4	5	1	—	—	—	—	
49311	General warehousing & storage	256	2 133	9 316	15	3	5	3	3	1	—	—	—	—	
493110	General warehousing & storage	256	2 133	9 316	15	3	5	3	3	1	—	—	—	—	
<b>51</b>	<b>Information</b>	<b>11 377</b>	<b>142 602</b>	<b>580 700</b>	<b>259</b>	<b>121</b>	<b>42</b>	<b>29</b>	<b>28</b>	<b>15</b>	<b>12</b>	<b>5</b>	<b>7</b>	—	
511	Publishing industries	4 110	64 350	267 090	80	34	10	13	10	6	3	1	3	—	
5111	Newspaper, periodical, book, database publishers	1 834	18 089	73 461	59	30	9	7	5	6	1	—	1	—	
51111	Newspaper publishers	1 098	11 502	46 759	13	4	1	3	2	2	—	—	1	—	
511110	Newspaper publishers	1 098	11 502	46 759	13	4	1	3	2	2	—	—	1	—	
51112	Periodical publishers	209	1 172	5 023	19	12	3	1	1	2	—	—	—	—	
511120	Periodical publishers	209	1 172	5 023	19	12	3	1	1	2	—	—	—	—	
51113	Book publishers	418	4 150	15 973	13	7	2	—	1	2	1	—	—	—	
511130	Book publishers	418	4 150	15 973	13	7	2	—	1	2	1	—	—	—	
5112	Software publishers	2 276	46 261	193 629	21	4	1	6	5	—	2	1	2	—	
51121	Software publishers	2 276	46 261	193 629	21	4	1	6	5	—	2	1	2	—	
511210	Software publishers	2 276	46 261	193 629	21	4	1	6	5	—	2	1	2	—	
512	Motion picture & sound recording industries	484	1 938	8 130	43	28	6	3	3	2	1	—	—	—	
5121	Motion picture & video industries	(E)	(D)	(D)	40	26	5	3	3	2	1	—	—	—	
51211	Motion picture & video production	148	1 164	5 055	24	18	4	1	—	1	—	—	—	—	
512110	Motion picture & video production	148	1 164	5 055	24	18	4	1	—	1	—	—	—	—	
51213	Motion picture & video exhibition	(E)	(D)	(D)	8	1	—	2	3	1	1	—	—	—	
515	Broadcasting (except Internet)	1 091	13 212	52 468	17	2	4	1	6	1	—	3	—	—	
5151	Radio and Television Broadcasting	1 091	13 212	52 468	17	2	4	1	6	1	—	3	—	—	
51511	Radio Broadcasting	457	5 734	23 276	12	2	4	1	4	—	—	1	—	—	
51512	Television Broadcasting	634	7 478	29 192	5	—	—	—	2	1	—	2	—	—	
515120	Television Broadcasting	634	7 478	29 192	5	—	—	—	2	1	—	2	—	—	
517	Telecommunications	3 499	39 217	155 332	76	36	16	9	5	3	4	—	3	—	
5171	Wired Telecommunications Carriers	(G)	(D)	(D)	43	24	9	3	2	1	2	—	2	—	
51711	Wired Telecommunications Carriers	(G)	(D)	(D)	43	24	9	3	2	1	2	—	2	—	
5172	Wireless Telecommunications Carriers (except Satellite)	153	1 832	6 680	21	9	6	5	1	—	—	—	—	—	
51721	Wireless Telecommunications Carriers (except Satellite)	153	1 832	6 680	21	9	6	5	1	—	—	—	—	—	
5175	Cable and Other Program Distribution	(G)	(D)	(D)	9	1	1	1	1	2	2	—	1	—	
51751	Cable and Other Program Distribution	(G)	(D)	(D)	9	1	1	1	1	2	2	—	1	—	
518	Internet Service Providers, Web Search Portals, and Data Processing Serv	1 965	22 367	92 259	34	18	3	3	2	3	3	1	1	—	
5182	Data Processing, Hosting, and Related Services	1 957	22 301	92 052	31	16	2	3	2	3	3	1	1	—	
51821	Data Processing, Hosting, and Related Services	1 957	22 301	92 052	31	16	2	3	2	3	3	1	1	—	
518210	Data Processing, Hosting, and Related Services	1 957	22 301	92 052	31	16	2	3	2	3	3	1	1	—	
519	Other Information Services	208	1 283	4 503	6	2	1	—	2	—	1	—	—	—	
5191	Other Information Services	208	1 283	4 503	6	2	1	—	2	—	1	—	—	—	
51919	All Other Information Services	(C)	(D)	(D)	3	—	1	—	1	—	1	—	—	—	

See footnotes at end of table.

**Table 6. Counties—Employees, Payroll, and Establishments by Industry: 2003—Con.**

[Excludes most government employees, railroad employees, and self-employed persons. Size class 1 to 4 includes establishments with payroll, but no employees, during mid-March pay period. (D) denotes figures withheld to avoid disclosing data for individual companies; the data are included in broader industry totals. Detailed industries with 100 or more employees are shown if industry was not a (D). For explanation of terms, abbreviations, and data reliability/comparability, see introductory text]

NAICS code	Industry	Number of employees for week including March 12	Payroll (\$1,000)		Total number of establishments	Number of establishments by employment-size class								
			First quarter	Annual		1 to 4	5 to 9	10 to 19	20 to 49	50 to 99	100 to 249	250 to 499	500 to 999	1,000 or more
<b>RAMSEY—Con.</b>														
<b>52</b>	<b>Finance &amp; insurance</b>	<b>20 809</b>	<b>319 223</b>	<b>1 120 997</b>	<b>887</b>	<b>521</b>	<b>140</b>	<b>92</b>	<b>70</b>	<b>34</b>	<b>13</b>	<b>8</b>	<b>5</b>	<b>4</b>
522	Credit intermediation & related activities	10 768	140 120	514 524	334	136	65	56	43	17	7	6	2	2
5221	Depository credit intermediation	8 183	98 429	347 047	166	37	34	41	30	12	4	5	1	2
52211	Commercial banking	7 342	90 525	315 447	119	20	21	33	26	10	1	5	1	2
522110	Commercial banking	7 342	90 525	315 447	119	20	21	33	26	10	1	5	1	2
52213	Credit unions	(F)	(D)	(D)	46	16	13	8	4	2	3	—	—	—
5222	Nondepository credit intermediation	1 650	29 898	118 680	88	51	20	5	6	3	1	1	1	—
52222	Sales financing	634	8 846	23 959	11	3	5	—	2	—	—	—	1	—
522220	Sales financing	634	8 846	23 959	11	3	5	—	2	—	—	—	1	—
52229	Other nondepository credit intermediation	1 016	21 052	94 721	77	48	15	5	4	3	1	1	—	—
522292	Real estate credit	359	8 361	35 204	46	30	8	3	3	2	—	—	—	—
522298	All oth nondepository credit intermediation	498	9 927	30 806	11	5	3	1	—	—	1	1	—	—
5223	Activities related to credit intermediation	935	11 793	48 797	80	48	11	10	7	2	2	—	—	—
52231	Mortgage & nonmortgage brokers	441	6 223	28 071	57	36	9	6	5	—	1	—	—	—
522310	Mortgage & nonmortgage brokers	441	6 223	28 071	57	36	9	6	5	—	1	—	—	—
52232	Financial clearinghouse & reserve activities	359	3 991	13 685	9	3	—	3	1	1	1	—	—	—
522320	Financial clearinghouse & reserve activities	359	3 991	13 685	9	3	—	3	1	1	1	—	—	—
52239	Other credit intermediation activities	135	1 579	7 041	14	9	2	1	1	1	—	—	—	—
522390	Other credit intermediation activities	135	1 579	7 041	14	9	2	1	1	1	—	—	—	—
523	Security, commodity contracts & like activity	(G)	(D)	(D)	168	119	21	9	9	9	1	—	—	—
5231	Srty & comdty contracts intermed & brokerage	821	16 351	58 741	100	73	12	3	6	6	—	—	—	—
52312	Securities brokerage	728	15 141	53 535	88	68	6	3	5	6	—	—	—	—
523120	Securities brokerage	728	15 141	53 535	88	68	6	3	5	6	—	—	—	—
5239	Other financial investment activities	(F)	(D)	(D)	68	46	9	6	3	3	1	—	—	—
52392	Portfolio management	273	7 966	32 724	25	17	3	2	1	1	—	—	—	—
523920	Portfolio management	273	7 966	32 724	25	17	3	2	1	1	—	—	—	—
52393	Investment advice	289	4 308	17 538	37	25	5	3	2	2	—	—	—	—
523930	Investment advice	289	4 308	17 538	37	25	5	3	2	2	—	—	—	—
524	Insurance carriers & related activities	8 625	149 997	493 569	378	260	53	27	18	8	5	2	3	2
5241	Insurance carriers	6 774	128 223	405 204	60	21	11	6	8	4	4	1	3	2
52411	Direct life, health, medical insurance carriers	(H)	(D)	(D)	24	9	3	2	2	1	3	1	2	1
52412	Other direct insurance carriers	3 621	84 240	241 676	35	12	8	4	5	3	1	—	1	1
524126	Direct property & casualty insurance carriers	3 532	83 059	237 030	25	9	3	3	4	3	1	—	1	1
5242	Agencies & other insurance related activities	1 851	21 774	88 365	318	239	42	21	10	4	1	1	—	—
52421	Insurance agencies & brokerages	1 308	14 938	63 002	294	229	40	15	6	3	1	—	—	—
524210	Insurance agencies & brokerages	1 308	14 938	63 002	294	229	40	15	6	3	1	—	—	—
52429	Other insurance related activities	543	6 836	25 363	24	10	2	6	4	1	—	1	—	—
524292	Insurance & pension funds, third party admin	469	6 140	22 464	13	3	2	3	3	1	—	1	—	—
<b>53</b>	<b>Real estate &amp; rental &amp; leasing</b>	<b>5 928</b>	<b>46 106</b>	<b>191 665</b>	<b>734</b>	<b>491</b>	<b>125</b>	<b>73</b>	<b>32</b>	<b>6</b>	<b>6</b>	<b>—</b>	<b>1</b>	<b>—</b>
531	Real estate	3 623	26 190	111 082	619	446	99	45	18	6	5	—	—	—
5311	Lessors of real estate	1 151	6 221	25 837	215	150	41	19	3	1	1	—	—	—
53111	Lessors of residential buildings & dwellings	862	4 087	17 086	148	103	28	14	1	1	1	—	—	—
531110	Lessors of residential buildings & dwellings	862	4 087	17 086	148	103	28	14	1	1	1	—	—	—
53112	Lessors of nonres bldg (exc miniwarehouses)	196	1 366	5 430	39	27	5	5	2	—	—	—	—	—
531120	Lessors of nonres bldg (exc miniwarehouses)	196	1 366	5 430	39	27	5	5	2	—	—	—	—	—
5312	Offices of real estate agents & brokers	558	4 523	20 145	226	188	26	10	2	—	—	—	—	—
53121	Offices of real estate agents & brokers	558	4 523	20 145	226	188	26	10	2	—	—	—	—	—
531210	Offices of real estate agents & brokers	558	4 523	20 145	226	188	26	10	2	—	—	—	—	—
5313	Activities related to real estate	1 914	15 446	65 100	178	108	32	16	13	5	4	—	—	—
53131	Real estate property managers	1 585	11 803	49 311	95	47	19	8	13	4	4	—	—	—
531311	Residential property managers	1 089	6 323	27 070	61	34	11	4	6	2	4	—	—	—
531312	Nonresidential property managers	496	5 480	22 241	34	13	8	4	7	2	—	—	—	—
53132	Offices of real estate appraisers	239	2 862	12 412	49	36	5	7	—	1	—	—	—	—
531320	Offices of real estate appraisers	239	2 862	12 412	49	36	5	7	—	1	—	—	—	—
532	Rental & leasing services	(G)	(D)	(D)	110	43	26	27	13	—	—	—	1	—
5321	Automotive equipment rental & leasing	233	1 643	6 605	24	14	4	2	4	—	—	—	—	—
53212	Truck, utility trailer & RV rental & leasing	135	1 305	5 144	14	7	4	1	2	—	—	—	—	—
532120	Truck, utility trailer & RV rental & leasing	135	1 305	5 144	14	7	4	1	2	—	—	—	—	—
5322	Consumer goods rental	(F)	(D)	(D)	54	13	19	18	4	—	—	—	—	—
53223	Video tape & disc rental	386	982	3 846	38	7	12	16	3	—	—	—	—	—
532230	Video tape & disc rental	386	982	3 846	38	7	12	16	3	—	—	—	—	—
5324	Commercial, industrial equip rental & leasing	1 203	7 393	30 107	24	11	2	6	4	—	—	—	1	—
53249	Oth commercial, industrial equip rental, lease	1 128	6 837	27 661	15	6	1	4	3	—	—	—	1	—
532490	Oth commercial, industrial equip rental, lease	1 128	6 837	27 661	15	6	1	4	3	—	—	—	1	—
533	Lessors of other nonfinancial intangible asset	(E)	(D)	(D)	5	2	—	1	1	—	1	—	—	—
5331	Lessors of other nonfinancial intangible asset	(E)	(D)	(D)	5	2	—	1	1	—	1	—	—	—
53311	Lessors of other nonfinancial intangible asset	(E)	(D)	(D)	5	2	—	1	1	—	1	—	—	—
<b>54</b>	<b>Professional, scientific &amp; technical services</b>	<b>15 543</b>	<b>196 596</b>	<b>846 162</b>	<b>1 874</b>	<b>1 317</b>	<b>239</b>	<b>157</b>	<b>103</b>	<b>40</b>	<b>15</b>	<b>1</b>	<b>2</b>	<b>—</b>
541	Professional, scientific & technical services	15 543	196 596	846 162	1 874	1 317	239	157	103	40	15	1	2	—
5411	Legal services	2 440	27 366	136 750	375	258	59	30	20	6	2	—	—	—
54111	Offices of lawyers	1 932	22 618	113 684	343	245	54	25	14	4	1	—	—	—
541110	Offices of lawyers	1 932	22 618	113 684	343	245	54	25	14	4	1	—	—	—
54119	Other legal services	508	4 748	23 066	32	13	5	6	2	1	—	—	—	—
541191	Title abstract & settlement offices	440	4 351	21 451	24	7	5	5	4	2	1	—	—	—

See footnotes at end of table.

**Table 6. Counties—Employees, Payroll, and Establishments by Industry: 2003—Con.**

[Excludes most government employees, railroad employees, and self-employed persons. Size class 1 to 4 includes establishments with payroll, but no employees, during mid-March pay period. (D) denotes figures withheld to avoid disclosing data for individual companies; the data are included in broader industry totals. Detailed industries with 100 or more employees are shown if industry was not a (D). For explanation of terms, abbreviations, and data reliability/comparability, see introductory text]

NAICS code	Industry	Number of employees for week including March 12	Payroll (\$1,000)		Total number of establishments	Number of establishments by employment-size class									
			First quarter	Annual		1 to 4	5 to 9	10 to 19	20 to 49	50 to 99	100 to 249	250 to 499	500 to 999	1,000 or more	
<b>RAMSEY—Con.</b>															
<b>54</b>	<b>Professional, scientific &amp; technical services—Con.</b>														
541	Professional, scientific & technical services—Con.														
5412	Accounting, tax prep, bookkeep, payroll services	1 351	11 758	47 149	175	105	32	20	13	5	—	—	—	—	
54121	Accounting, tax prep, bookkeep, payroll services	1 351	11 758	47 149	175	105	32	20	13	5	—	—	—	—	
541211	Offices of certified public accountants	673	8 294	35 079	68	37	12	9	7	3	—	—	—	—	
541213	Tax preparation services	404	1 216	2 840	46	21	14	6	3	2	—	—	—	—	
541214	Payroll services	123	1 165	5 017	10	4	2	1	3	—	—	—	—	—	
541219	Other accounting services	151	1 083	4 213	51	43	4	4	—	—	—	—	—	—	
5413	Architectural, engineering & related services	3 541	46 194	203 477	233	134	30	33	20	9	6	1	—	—	
54131	Architectural services	526	5 854	33 143	63	41	9	2	1	1	—	—	—	—	
541310	Architectural services	526	5 854	33 143	63	41	9	2	1	1	—	—	—	—	
54133	Engineering services	2 587	35 334	151 171	121	63	14	16	16	6	5	1	—	—	
541330	Engineering services	2 587	35 334	151 171	121	63	14	16	16	6	5	1	—	—	
54138	Testing laboratories	314	3 908	13 594	13	3	2	4	2	2	—	—	—	—	
541380	Testing laboratories	314	3 908	13 594	13	3	2	4	2	2	—	—	—	—	
5414	Specialized design services	362	3 518	14 739	110	94	10	3	1	2	—	—	—	—	
54141	Interior design services	137	1 297	5 333	27	21	4	1	—	1	—	—	—	—	
541410	Interior design services	137	1 297	5 333	27	21	4	1	—	1	—	—	—	—	
54143	Graphic design services	209	2 053	8 709	75	67	4	2	1	1	—	—	—	—	
541430	Graphic design services	209	2 053	8 709	75	67	4	2	1	1	—	—	—	—	
5415	Computer systems design & related services	4 127	69 755	280 103	341	262	28	25	13	6	5	—	2	—	
54151	Computer systems design & related services	4 127	69 755	280 103	341	262	28	25	13	6	5	—	2	—	
541511	Custom computer programming services	907	13 465	53 077	147	112	14	10	7	3	1	—	—	—	
541512	Computer systems design services	2 903	51 323	204 970	127	94	11	12	3	1	4	—	2	—	
541519	Other computer related services	298	4 746	21 129	57	47	3	2	3	2	—	—	—	—	
5416	Management, sci & tech consulting services	1 643	19 180	83 514	367	297	32	19	11	7	1	—	—	—	
54161	Management consulting services	1 189	13 033	58 669	284	230	27	14	8	4	1	—	—	—	
541611	Admin & gen management consulting services	566	7 151	33 658	131	101	18	6	4	2	—	—	—	—	
541612	Human res & exec search consulting services	225	1 292	5 727	38	30	4	1	2	—	1	—	—	—	
541613	Marketing consulting services	312	3 376	14 177	80	70	2	4	2	2	—	—	—	—	
54162	Environmental consulting services	231	2 682	11 050	28	19	3	2	3	1	—	—	—	—	
541620	Environmental consulting services	231	2 682	11 050	28	19	3	2	3	1	—	—	—	—	
54169	Oth scientific & technical consulting services	223	3 465	13 795	55	48	2	3	—	2	—	—	—	—	
541690	Oth scientific & technical consulting services	223	3 465	13 795	55	48	2	3	—	2	—	—	—	—	
5417	Scientific R&D services	624	7 800	31 603	46	26	8	4	3	4	1	—	—	—	
54171	R&D in physical, engineering & life sciences	406	6 664	26 938	33	18	5	4	2	4	—	—	—	—	
541710	R&D in physical, engineering & life sciences	406	6 664	26 938	33	18	5	4	2	4	—	—	—	—	
54172	R&D in social sciences & humanities	218	1 136	4 665	13	8	3	—	1	—	1	—	—	—	
541720	R&D in social sciences & humanities	218	1 136	4 665	13	8	3	—	1	—	1	—	—	—	
5418	Advertising & related services	559	5 848	24 405	94	58	22	8	5	1	—	—	—	—	
54186	Direct mail advertising	235	2 591	10 337	18	7	5	2	3	1	—	—	—	—	
541860	Direct mail advertising	235	2 591	10 337	18	7	5	2	3	1	—	—	—	—	
54189	Other services related to advertising	125	1 129	4 788	24	15	6	2	1	—	—	—	—	—	
541890	Other services related to advertising	125	1 129	4 788	24	15	6	2	1	—	—	—	—	—	
5419	Oth professional, scientific, technical services	896	5 177	24 422	133	83	18	15	17	—	—	—	—	—	
54191	Marketing research & public opinion polling	187	872	3 862	14	7	1	1	5	—	—	—	—	—	
541910	Marketing research & public opinion polling	187	872	3 862	14	7	1	1	5	—	—	—	—	—	
54192	Photographic services	114	345	1 935	27	19	4	4	—	—	—	—	—	—	
541921	Photography studios, portrait	107	302	1 732	22	14	4	4	—	—	—	—	—	—	
54194	Veterinary services	440	2 286	10 366	33	5	9	9	10	—	—	—	—	—	
541940	Veterinary services	440	2 286	10 366	33	5	9	9	10	—	—	—	—	—	
54199	All oth prof, scientific & technical services	118	1 247	6 464	51	45	4	1	1	—	—	—	—	—	
541990	All oth prof, scientific & technical services	118	1 247	6 464	51	45	4	1	1	—	—	—	—	—	
<b>55</b>	<b>Management of companies &amp; enterprises</b>	<b>21 830</b>	<b>513 562</b>	<b>1 869 610</b>	<b>134</b>	<b>27</b>	<b>17</b>	<b>22</b>	<b>31</b>	<b>17</b>	<b>10</b>	<b>4</b>	<b>3</b>	<b>3</b>	
551	Management of companies & enterprises	21 830	513 562	1 869 610	134	27	17	22	31	17	10	4	3	3	
5511	Management of companies & enterprises	21 830	513 562	1 869 610	134	27	17	22	31	17	10	4	3	3	
55111	Management of companies & enterprises	21 830	513 562	1 869 610	134	27	17	22	31	17	10	4	3	3	
551112	Offices of other holding companies	254	13 469	52 195	13	6	3	1	2	—	1	—	—	—	
551114	Corp, subsidiary & regional managing offices	21 484	498 230	1 810 380	112	17	12	20	27	17	9	4	3	3	
<b>56</b>	<b>Admin, support, waste mgt, remediation services</b>	<b>20 917</b>	<b>115 233</b>	<b>488 532</b>	<b>679</b>	<b>345</b>	<b>111</b>	<b>67</b>	<b>71</b>	<b>42</b>	<b>26</b>	<b>12</b>	<b>2</b>	<b>3</b>	
561	Administrative & support services	20 214	107 977	456 675	627	320	103	61	61	39	26	12	2	3	
5611	Office administrative services	2 722	18 993	72 890	53	20	10	6	11	3	1	1	—	1	
56111	Office administrative services	2 722	18 993	72 890	53	20	10	6	11	3	1	1	—	1	
561110	Office administrative services	2 722	18 993	72 890	53	20	10	6	11	3	1	1	—	1	
5612	Facilities support services	127	1 229	5 075	6	1	1	2	1	1	—	—	—	—	
56121	Facilities support services	127	1 229	5 075	6	1	1	2	1	1	—	—	—	—	
561210	Facilities support services	127	1 229	5 075	6	1	1	2	1	1	—	—	—	—	
5613	Employment services	7 527	35 609	150 598	126	46	15	11	13	19	14	7	—	1	
56131	Employment placement agencies	269	1 392	6 569	26	17	5	—	3	—	1	—	—	—	
561310	Employment placement agencies	269	1 392	6 569	26	17	5	—	3	—	1	—	—	—	
56132	Temporary help services	7 157	33 424	140 095	93	25	9	11	9	18	13	7	—	1	
561320	Temporary help services	7 157	33 424	140 095	93	25	9	11	9	18	13	7	—	1	
56133	Employee leasing services	101	793	3 934	7	4	1	—	1	1	—	—	—	—	
561330	Employee leasing services	101	793	3 934	7	4	1	—	1	1	—	—	—	—	
5614	Business support services	1 637	11 624	56 480	83	47	14	5	8	4	4	1	—	—	
56142	Telephone call centers	641	3 196	12 625	12	1	2	2	1	3	3	—	—	—	
561421	Telephone answering services	152	1 156	4 356	4	1	—	—	—	2	—	—	—	—	
561422	Telemarketing bureaus	489	2 040	8 269	8	—	2	1	1	3	—	—	—	—	
56143	Business service centers	112	604	2 513	15	10	2	—	3	—	—	—	—	—	

See footnotes at end of table.

**Table 6. Counties—Employees, Payroll, and Establishments by Industry: 2003—Con.**

[Excludes most government employees, railroad employees, and self-employed persons. Size class 1 to 4 includes establishments with payroll, but no employees, during mid-March pay period. (D) denotes figures withheld to avoid disclosing data for individual companies; the data are included in broader industry totals. Detailed industries with 100 or more employees are shown if industry was not a (D). For explanation of terms, abbreviations, and data reliability/comparability, see introductory text]

NAICS code	Industry	Number of employees for week including March 12	Payroll (\$1,000)		Total number of establishments	Number of establishments by employment-size class										
			First quarter	Annual		1 to 4	5 to 9	10 to 19	20 to 49	50 to 99	100 to 249	250 to 499	500 to 999	1,000 or more		
<b>56</b>	<b>RAMSEY—Con.</b>															
	<b>Admin, support, waste mgt, remediation services—Con.</b>															
561	Administrative & support services—Con.															
5614	Business support services—Con.															
56144	Collection agencies	643	5 584	32 629	12	5	2	1	2	—	1	1	—	—	—	—
561440	Collection agencies	643	5 584	32 629	12	5	2	1	2	—	1	1	—	—	—	—
56145	Credit bureaus	101	900	3 791	5	1	3	—	—	1	—	—	—	—	—	—
561450	Credit bureaus	101	900	3 791	5	1	3	—	—	1	—	—	—	—	—	—
5615	Travel arrangement & reservation services	300	2 288	9 437	54	32	15	5	1	1	—	—	—	—	—	—
56151	Travel agencies	270	2 009	8 269	46	25	15	4	1	1	—	—	—	—	—	—
561510	Travel agencies	270	2 009	8 269	46	25	15	4	1	1	—	—	—	—	—	—
5616	Investigation & security services	2 646	14 932	61 103	43	20	9	2	5	2	1	2	2	—	—	—
56161	Investigation, guard & armored car services	2 402	11 963	49 182	27	11	6	2	2	1	1	2	2	—	—	—
56162	Security systems services	244	2 969	11 921	16	9	3	—	3	1	—	—	—	—	—	—
561621	Security systems services (except locksmiths)	219	2 757	11 073	9	4	1	—	3	1	—	—	—	—	—	—
5617	Services to buildings & dwellings	4 180	18 139	78 880	221	135	36	24	15	7	2	1	—	—	—	1
56172	Janitorial services	3 449	14 643	57 350	96	44	21	15	8	4	2	1	—	—	—	1
561720	Janitorial services	3 449	14 643	57 350	96	44	21	15	8	4	2	1	—	—	—	1
56173	Landscaping services	471	2 278	15 932	94	71	11	6	4	2	—	—	—	—	—	—
561730	Landscaping services	471	2 278	15 932	94	71	11	6	4	2	—	—	—	—	—	—
56174	Carpet & upholstery cleaning services	119	422	1 834	14	11	1	—	—	1	—	—	—	—	—	—
561740	Carpet & upholstery cleaning services	119	422	1 834	14	11	1	—	—	1	—	—	—	—	—	—
56179	Other services to buildings & dwellings	114	570	2 806	13	8	1	1	3	—	—	—	—	—	—	—
561790	Other services to buildings & dwellings	114	570	2 806	13	8	1	1	3	—	—	—	—	—	—	—
5619	Other support services	1 075	5 163	22 212	41	19	3	6	7	2	4	—	—	—	—	—
56191	Packaging & labeling services	119	874	3 716	4	—	1	1	1	1	—	—	—	—	—	—
561910	Packaging & labeling services	119	874	3 716	4	—	1	1	1	1	—	—	—	—	—	—
56192	Convention & trade show organizers	466	1 927	7 161	12	5	1	2	1	1	2	—	—	—	—	—
561920	Convention & trade show organizers	466	1 927	7 161	12	5	1	2	1	1	2	—	—	—	—	—
56199	All other support services	490	2 362	11 335	25	14	1	3	5	—	2	—	—	—	—	—
561990	All other support services	490	2 362	11 335	25	14	1	3	5	—	2	—	—	—	—	—
562	Waste management & remediation services	703	7 256	31 857	52	25	8	6	10	3	—	—	—	—	—	—
5621	Waste collection	240	2 292	9 713	26	14	6	3	2	1	—	—	—	—	—	—
56211	Waste collection	240	2 292	9 713	26	14	6	3	2	1	—	—	—	—	—	—
562111	Solid waste collection	222	2 155	9 185	22	12	5	2	2	1	—	—	—	—	—	—
5629	Remediation & oth waste management services	372	3 693	17 545	22	9	2	3	6	2	—	—	—	—	—	—
56291	Remediation services	229	1 809	10 499	12	3	2	3	2	2	—	—	—	—	—	—
562910	Remediation services	229	1 809	10 499	12	3	2	3	2	2	—	—	—	—	—	—
<b>61</b>	<b>Educational services</b>	<b>17 046</b>	<b>79 634</b>	<b>333 299</b>	<b>224</b>	<b>94</b>	<b>19</b>	<b>30</b>	<b>44</b>	<b>21</b>	<b>8</b>	<b>1</b>	<b>1</b>	<b>1</b>	<b>6</b>	
611	Educational services	17 046	79 634	333 299	224	94	19	30	44	21	8	1	1	1	6	
6111	Elementary & secondary schools	2 734	16 559	66 775	71	16	4	8	23	15	4	1	—	—	—	—
61111	Elementary & secondary schools	2 734	16 559	66 775	71	16	4	8	23	15	4	1	—	—	—	—
611110	Elementary & secondary schools	2 734	16 559	66 775	71	16	4	8	23	15	4	1	—	—	—	—
6113	Colleges, universities & professional schools	12 490	55 188	233 767	19	5	—	3	1	2	1	—	—	—	—	6
61131	Colleges, universities & professional schools	12 490	55 188	233 767	19	5	—	3	1	2	1	—	—	—	—	6
611310	Colleges, universities & professional schools	12 490	55 188	233 767	19	5	—	3	1	2	1	—	—	—	—	6
6114	Business schools & computer & mgt training	397	2 892	12 040	22	16	—	3	1	1	1	—	—	—	—	—
61141	Business & secretarial schools	(C)	(D)	(D)	1	—	—	—	—	—	1	—	—	—	—	—
61143	Professional, management development training	(C)	(D)	(D)	18	13	—	3	1	1	—	—	—	—	—	—
6115	Technical & trade schools	183	935	3 904	18	9	3	2	4	—	—	—	—	—	—	—
61151	Technical & trade schools	183	935	3 904	18	9	3	2	4	—	—	—	—	—	—	—
6116	Other schools & instruction	1 059	3 319	14 258	83	41	11	14	14	1	2	—	—	—	—	—
61161	Fine arts schools	444	1 836	7 645	29	9	6	8	5	—	1	—	—	—	—	—
611610	Fine arts schools	444	1 836	7 645	29	9	6	8	5	—	1	—	—	—	—	—
61162	Sports & recreation instruction	114	166	805	17	13	1	2	—	—	—	—	—	—	—	—
611620	Sports & recreation instruction	114	166	805	17	13	1	2	—	—	—	—	—	—	—	—
61169	All other schools & instruction	465	1 186	5 270	33	19	2	3	7	1	1	—	—	—	—	—
611691	Exam preparation & tutoring	261	620	2 568	16	8	—	1	6	1	—	—	—	—	—	—
611699	All other miscellaneous schools & instruction	141	393	1 829	10	8	1	—	—	—	1	—	—	—	—	—
6117	Educational support services	133	324	1 023	10	7	1	—	1	1	—	—	—	—	—	—
61171	Educational support services	133	324	1 023	10	7	1	—	1	1	—	—	—	—	—	—
611710	Educational support services	133	324	1 023	10	7	1	—	1	1	—	—	—	—	—	—
<b>62</b>	<b>Health care and social assistance</b>	<b>45 569</b>	<b>360 354</b>	<b>1 555 442</b>	<b>1 658</b>	<b>653</b>	<b>398</b>	<b>263</b>	<b>196</b>	<b>61</b>	<b>67</b>	<b>11</b>	<b>4</b>	<b>5</b>		
621	Ambulatory health care services	14 024	144 885	654 257	916	441	216	117	80	33	24	4	1	—	—	—
6211	Offices of physicians	3 591	61 417	305 833	210	89	36	35	37	8	4	1	—	—	—	—
62111	Offices of physicians	3 591	61 417	305 833	210	89	36	35	37	8	4	1	—	—	—	—
621111	Offices of physicians (exc mental health)	3 539	60 511	301 507	189	70	36	33	37	8	4	1	—	—	—	—
6212	Offices of dentists	1 573	16 968	74 789	220	82	93	37	7	1	—	—	—	—	—	—
62121	Offices of dentists	1 573	16 968	74 789	220	82	93	37	7	1	—	—	—	—	—	—
621210	Offices of dentists	1 573	16 968	74 789	220	82	93	37	7	1	—	—	—	—	—	—
6213	Offices of other health practitioners	1 356	9 330	41 807	280	205	46	20	6	1	2	—	—	—	—	—
62131	Offices of chiropractors	392	2 279	10 400	128	101	22	4	1	—	—	—	—	—	—	—
621310	Offices of chiropractors	392	2 279	10 400	128	101	22	4	1	—	—	—	—	—	—	—
62132	Offices of optometrists	121	1 009	4 261	21	11	6	4	—	—	—	—	—	—	—	—
621320	Offices of optometrists	121	1 009	4 261	21	11	6	4	—	—	—	—	—	—	—	—
62133	Offices of other mental health practitioners	388	2 908	12 588	60	48	5	2	3	1	1	—	—	—	—	—
621330	Offices of other mental health practitioners	388	2 908	12 588	60	48	5	2	3	1	1	—	—	—	—	—
62134	Offices of PT, OT, speech therapy & audiology	374	2 501	11 372	43	23	9	8	2	—	1	—	—	—	—	—
621340	Offices of PT, OT, speech therapy & audiology	374	2 501	11 372	43	23	9	8	2	—	1	—	—	—	—	—

See footnotes at end of table.



**Table 6. Counties—Employees, Payroll, and Establishments by Industry: 2003—Con.**

[Excludes most government employees, railroad employees, and self-employed persons. Size class 1 to 4 includes establishments with payroll, but no employees, during mid-March pay period. (D) denotes figures withheld to avoid disclosing data for individual companies; the data are included in broader industry totals. Detailed industries with 100 or more employees are shown if industry was not a (D). For explanation of terms, abbreviations, and data reliability/comparability, see introductory text]

NAICS code	Industry	Number of employees for week including March 12	Payroll (\$1,000)		Total number of establishments	Number of establishments by employment-size class											
			First quarter	Annual		1 to 4	5 to 9	10 to 19	20 to 49	50 to 99	100 to 249	250 to 499	500 to 999	1,000 or more			
<b>62</b>	<b>RAMSEY—Con.</b>																
	<b>Health care and social assistance—Con.</b>																
621	Ambulatory health care services—Con.																
6214	Outpatient care centers .....	2 694	24 340	101 117	101	33	25	11	17	7	7	1	—	—	—	—	—
62142	Outpatient mental health, substance abuse ctrs .....	402	2 825	11 803	44	20	17	—	6	1	—	—	—	—	—	—	—
621420	Outpatient mental health, substance abuse ctrs .....	402	2 825	11 803	44	20	17	—	6	1	—	—	—	—	—	—	—
62149	Other outpatient care centers .....	2 231	21 167	87 878	49	9	6	10	10	6	7	1	—	—	—	—	—
621498	All other outpatient care centers .....	963	9 587	42 846	26	7	5	3	2	3	1	—	—	—	—	—	—
6215	Medical & diagnostic laboratories .....	607	6 402	25 219	12	3	4	1	2	1	—	1	—	—	—	—	—
62151	Medical & diagnostic laboratories .....	607	6 402	25 219	12	3	4	1	2	1	—	1	—	—	—	—	—
6216	Home health care services .....	2 928	15 667	61 077	73	22	7	11	10	13	10	—	—	—	—	—	—
62161	Home health care services .....	2 928	15 667	61 077	73	22	7	11	10	13	10	—	—	—	—	—	—
621610	Home health care services .....	2 928	15 667	61 077	73	22	7	11	10	13	10	—	—	—	—	—	—
6219	Other ambulatory health care services .....	1 275	10 761	44 415	20	7	5	2	1	2	1	1	1	—	—	—	—
62191	Ambulance services .....	(E)	(D)	(D)	4	1	1	—	—	—	1	1	—	—	—	—	—
62199	All other ambulatory health care services .....	(F)	(D)	(D)	16	6	4	2	1	2	—	—	1	—	—	—	—
622	Hospitals .....	(J)	(D)	(D)	7	—	—	—	—	—	—	—	—	—	2	5	—
6221	General medical & surgical hospitals .....	12 158	112 423	477 623	6	—	—	—	—	—	—	—	—	—	1	5	—
62211	General medical & surgical hospitals .....	12 158	112 423	477 623	6	—	—	—	—	—	—	—	—	—	1	5	—
622110	General medical & surgical hospitals .....	12 158	112 423	477 623	6	—	—	—	—	—	—	—	—	—	1	5	—
6223	Other specialty hospitals .....	(F)	(D)	(D)	1	—	—	—	—	—	—	—	—	—	1	—	—
62231	Other specialty hospitals .....	(F)	(D)	(D)	1	—	—	—	—	—	—	—	—	—	1	—	—
623	Nursing & residential care facilities .....	9 994	55 098	222 504	301	57	103	69	29	9	28	5	1	—	—	—	—
6231	Nursing care facilities .....	5 509	33 243	132 405	33	—	—	1	1	3	23	5	—	—	—	—	—
62311	Nursing care facilities .....	5 509	33 243	132 405	33	—	—	1	1	3	23	5	—	—	—	—	—
623110	Nursing care facilities .....	5 509	33 243	132 405	33	—	—	1	1	3	23	5	—	—	—	—	—
6232	Residential mental retardation, health facil .....	3 230	15 581	64 418	229	48	97	60	19	2	2	—	1	—	—	—	—
62321	Residential mental retardation facilities .....	2 880	13 873	57 176	195	39	86	51	14	2	2	—	1	—	—	—	—
623210	Residential mental retardation facilities .....	2 880	13 873	57 176	195	39	86	51	14	2	2	—	1	—	—	—	—
62322	Residential mental health, subst abuse facil ..	350	1 708	7 242	34	9	11	9	5	—	—	—	—	—	—	—	—
623220	Residential mental health, subst abuse facil ..	350	1 708	7 242	34	9	11	9	5	—	—	—	—	—	—	—	—
6233	Community care facilities for the elderly .....	1 036	5 043	20 802	20	3	2	3	5	4	3	—	—	—	—	—	—
62331	Community care facilities for the elderly .....	1 036	5 043	20 802	20	3	2	3	5	4	3	—	—	—	—	—	—
623311	Continuing care retirement communities ..	655	3 543	14 562	5	—	—	1	1	3	—	—	—	—	—	—	—
623312	Homes for the elderly .....	381	1 500	6 240	15	3	2	3	4	3	—	—	—	—	—	—	—
6239	Other residential care facilities .....	219	1 231	4 879	19	6	4	5	4	—	—	—	—	—	—	—	—
62399	Other residential care facilities .....	219	1 231	4 879	19	6	4	5	4	—	—	—	—	—	—	—	—
623990	Other residential care facilities .....	219	1 231	4 879	19	6	4	5	4	—	—	—	—	—	—	—	—
624	Social assistance .....	(I)	(D)	(D)	434	155	79	77	87	19	15	2	—	—	—	—	—
6241	Individual & family services .....	4 207	22 424	92 703	205	73	32	34	47	13	5	1	—	—	—	—	—
62411	Child & youth services .....	765	4 061	16 753	34	11	5	3	13	1	1	—	—	—	—	—	—
624110	Child & youth services .....	765	4 061	16 753	34	11	5	3	13	1	1	—	—	—	—	—	—
62412	Services for elderly & disabled persons .....	1 515	5 964	27 035	65	24	11	9	12	6	2	1	—	—	—	—	—
624120	Services for elderly & disabled persons .....	1 515	5 964	27 035	65	24	11	9	12	6	2	1	—	—	—	—	—
62419	Other individual & family services .....	1 927	12 399	48 915	106	38	16	22	22	6	2	—	—	—	—	—	—
624190	Other individual & family services .....	1 927	12 399	48 915	106	38	16	22	22	6	2	—	—	—	—	—	—
6242	Community, emergency & other relief services ..	(F)	(D)	(D)	55	16	18	7	11	2	1	—	—	—	—	—	—
62422	Community housing services .....	579	3 501	14 919	43	9	16	7	10	1	—	—	—	—	—	—	—
624221	Temporary shelters .....	234	1 391	5 539	13	1	4	1	7	—	—	—	—	—	—	—	—
624229	Other community housing services .....	345	2 110	9 380	30	8	12	6	3	1	—	—	—	—	—	—	—
62423	Emergency & other relief services .....	(C)	(D)	(D)	3	1	—	—	—	1	1	—	—	—	—	—	—
6243	Vocational rehabilitation services .....	1 909	8 884	37 137	44	11	8	7	6	3	9	—	—	—	—	—	—
62431	Vocational rehabilitation services .....	1 909	8 884	37 137	44	11	8	7	6	3	9	—	—	—	—	—	—
624310	Vocational rehabilitation services .....	1 909	8 884	37 137	44	11	8	7	6	3	9	—	—	—	—	—	—
6244	Child day care services .....	1 684	5 760	23 866	130	55	21	29	23	1	—	1	—	—	—	—	—
62441	Child day care services .....	1 684	5 760	23 866	130	55	21	29	23	1	—	1	—	—	—	—	—
624410	Child day care services .....	1 684	5 760	23 866	130	55	21	29	23	1	—	1	—	—	—	—	—
<b>71</b>	<b>Arts, entertainment &amp; recreation .....</b>	<b>5 271</b>	<b>36 261</b>	<b>133 712</b>	<b>233</b>	<b>116</b>	<b>45</b>	<b>27</b>	<b>24</b>	<b>10</b>	<b>6</b>	<b>4</b>	<b>1</b>	<b>—</b>	<b>—</b>	<b>—</b>	<b>—</b>
711	Performing arts, spectator sports & related industries .....	1 688	20 853	68 497	85	63	9	2	5	2	1	3	—	—	—	—	—
7111	Performing arts companies .....	(E)	(D)	(D)	23	11	6	1	2	2	1	—	—	—	—	—	—
71111	Theater companies & dinner theaters .....	(C)	(D)	(D)	12	6	2	1	2	1	—	—	—	—	—	—	—
71113	Musical groups & artists .....	248	1 408	5 817	11	5	4	—	—	1	1	—	—	—	—	—	—
711130	Musical groups & artists .....	248	1 408	5 817	11	5	4	—	—	1	1	—	—	—	—	—	—
7112	Spectator sports .....	(E)	(D)	(D)	2	—	—	1	—	—	—	1	—	—	—	—	—
71121	Spectator sports .....	(E)	(D)	(D)	2	—	—	1	—	—	—	1	—	—	—	—	—
7113	Promoters of entertainment events .....	(F)	(D)	(D)	17	12	—	—	3	—	—	2	—	—	—	—	—
71131	Promoters of entertainment events with facility .....	471	2 594	10 059	8	4	—	—	3	—	—	1	—	—	—	—	—
711310	Promoters of entertainment events with facility .....	471	2 594	10 059	8	4	—	—	3	—	—	1	—	—	—	—	—
71132	Promoters of entertainment events without facility .....	(E)	(D)	(D)	9	8	—	—	—	—	—	1	—	—	—	—	—
712	Museums, historical sites & like institutions .....	1 178	7 514	29 760	14	3	3	4	1	—	1	1	1	—	—	—	—
7121	Museums, historical sites & like institutions .....	1 178	7 514	29 760	14	3	3	4	1	—	1	1	1	—	—	—	—
71211	Museums .....	1 098	7 159	28 226	9	3	1	2	—	—	1	1	1	—	—	—	—
712110	Museums .....	1 098	7 159	28 226	9	3	1	2	—	—	1	1	1	—	—	—	—

See footnotes at end of table.

**Table 6. Counties—Employees, Payroll, and Establishments by Industry: 2003—Con.**

[Excludes most government employees, railroad employees, and self-employed persons. Size class 1 to 4 includes establishments with payroll, but no employees, during mid-March pay period. (D) denotes figures withheld to avoid disclosing data for individual companies; the data are included in broader industry totals. Detailed industries with 100 or more employees are shown if industry was not a (D). For explanation of terms, abbreviations, and data reliability/comparability, see introductory text]

NAICS code	Industry	Number of employees for week including March 12	Payroll (\$1,000)		Total number of establishments	Number of establishments by employment-size class									
			First quarter	Annual		1 to 4	5 to 9	10 to 19	20 to 49	50 to 99	100 to 249	250 to 499	500 to 999	1,000 or more	
<b>RAMSEY—Con.</b>															
<b>71 Arts, entertainment &amp; recreation—Con.</b>															
713	Amusement, gambling & recreation industries . . . .	2 405	7 894	35 455	134	50	33	21	18	8	4	—	—	—	
7132	Gambling industries . . . . .	193	1 180	4 663	14	6	3	3	1	1	—	—	—	—	
71329	Other gambling industries . . . . .	193	1 180	4 663	14	6	3	3	1	1	—	—	—	—	
713290	Other gambling industries . . . . .	193	1 180	4 663	14	6	3	3	1	1	—	—	—	—	
7139	Other amusement & recreation industries . . . . .	2 152	6 616	30 346	113	42	27	17	16	7	4	—	—	—	
71391	Golf courses & country clubs . . . . .	266	1 621	9 964	13	5	3	1	2	2	—	—	—	—	
713910	Golf courses & country clubs . . . . .	266	1 621	9 964	13	5	3	1	2	2	—	—	—	—	
71394	Fitness & recreational sports centers . . . . .	1 440	3 614	14 430	57	17	16	10	6	4	4	—	—	—	
713940	Fitness & recreational sports centers . . . . .	1 440	3 614	14 430	57	17	16	10	6	4	4	—	—	—	
71395	Bowling centers . . . . .	260	800	2 953	8	—	1	—	6	1	—	—	—	—	
713950	Bowling centers . . . . .	260	800	2 953	8	—	1	—	6	1	—	—	—	—	
71399	All other amusement & recreation industries . . . . .	(C)	(D)	(D)	33	19	6	6	2	—	—	—	—	—	
<b>72</b>	<b>Accommodation &amp; food services . . . . .</b>	<b>21 631</b>	<b>63 536</b>	<b>267 965</b>	<b>1 010</b>	<b>260</b>	<b>173</b>	<b>220</b>	<b>240</b>	<b>94</b>	<b>21</b>	<b>2</b>	—	—	
721	Accommodation . . . . .	1 537	6 139	22 570	43	13	4	9	6	7	3	1	—	—	
7211	Traveler accommodation . . . . .	(G)	(D)	(D)	36	7	4	8	6	7	3	1	—	—	
72111	Hotels (exc casino hotels) & motels . . . . .	1 500	5 930	21 644	35	6	4	8	6	7	3	1	—	—	
721110	Hotels (exc casino hotels) & motels . . . . .	1 500	5 930	21 644	35	6	4	8	6	7	3	1	—	—	
722	Food services & drinking places . . . . .	20 094	57 397	245 395	967	247	169	211	234	87	18	1	—	—	
7221	Full-service restaurants . . . . .	10 333	30 037	123 808	344	63	49	64	94	59	15	—	—	—	
72211	Full-service restaurants . . . . .	10 333	30 037	123 808	344	63	49	64	94	59	15	—	—	—	
722110	Full-service restaurants . . . . .	10 333	30 037	123 808	344	63	49	64	94	59	15	—	—	—	
7222	Limited-service eating places . . . . .	7 407	18 998	80 063	445	107	75	122	119	20	2	—	—	—	
72221	Limited-service eating places . . . . .	7 407	18 998	80 063	445	107	75	122	119	20	2	—	—	—	
722211	Limited-service restaurants . . . . .	5 949	15 600	64 147	336	75	50	88	106	16	1	—	—	—	
722212	Cafeterias . . . . .	398	1 324	5 710	14	3	4	2	1	3	1	—	—	—	
722213	Snack & nonalcoholic beverage bars . . . . .	1 060	2 074	10 206	95	29	21	32	12	1	—	—	—	—	
7223	Special food services . . . . .	1 448	6 155	32 302	80	37	13	10	12	6	1	1	—	—	
72231	Food service contractors . . . . .	962	4 675	25 194	51	16	11	8	10	5	1	—	—	—	
722310	Food service contractors . . . . .	962	4 675	25 194	51	16	11	8	10	5	1	—	—	—	
72232	Caterers . . . . .	465	1 473	6 778	16	9	2	2	1	1	—	1	—	—	
722320	Caterers . . . . .	465	1 473	6 778	16	9	2	2	1	1	—	1	—	—	
7224	Drinking places (alcoholic beverages) . . . . .	906	2 207	9 222	98	40	32	15	9	2	—	—	—	—	
72241	Drinking places (alcoholic beverages) . . . . .	906	2 207	9 222	98	40	32	15	9	2	—	—	—	—	
722410	Drinking places (alcoholic beverages) . . . . .	906	2 207	9 222	98	40	32	15	9	2	—	—	—	—	
<b>81</b>	<b>Other services (except public administration) . . . . .</b>	<b>17 162</b>	<b>99 642</b>	<b>407 581</b>	<b>1 543</b>	<b>736</b>	<b>384</b>	<b>244</b>	<b>119</b>	<b>41</b>	<b>15</b>	<b>4</b>	—	—	
811	Repair & maintenance . . . . .	3 438	26 682	108 760	420	222	106	54	30	6	2	—	—	—	
8111	Automotive repair & maintenance . . . . .	2 515	17 984	73 600	295	145	83	37	24	5	1	—	—	—	
81111	Automotive mechanical & electrical R&M . . . . .	1 078	8 613	35 969	174	103	50	13	6	2	—	—	—	—	
811111	General automotive repair . . . . .	949	7 587	31 777	144	80	45	11	6	2	—	—	—	—	
811112	Automotive body, paint, interior & glass repair . . . . .	626	6 182	25 178	72	28	24	11	9	—	—	—	—	—	
811121	Automotive body, paint & interior R&M . . . . .	530	5 214	20 988	61	24	20	10	7	—	—	—	—	—	
81119	Other automotive R&M . . . . .	811	3 189	12 453	49	14	9	13	9	3	1	—	—	—	
811191	Automotive oil change & lubrication shops . . . . .	183	675	2 718	18	1	7	10	—	—	—	—	—	—	
811192	Car washes . . . . .	556	1 577	6 119	23	7	1	3	9	2	1	—	—	—	
8112	Electronic & precision equipment R&M . . . . .	523	5 990	24 725	36	20	4	5	5	1	1	—	—	—	
81121	Electronic & precision equipment R&M . . . . .	523	5 990	24 725	36	20	4	5	5	1	1	—	—	—	
811212	Computer & office machine R&M . . . . .	200	1 922	8 760	14	9	1	2	1	—	1	—	—	—	
811219	Other electronic & precision equipment R&M . . . . .	150	2 026	8 076	13	7	1	2	3	—	—	—	—	—	
8113	Commercial equipment (exc auto & elec) R&M . . . . .	183	1 608	5 949	28	15	4	8	1	—	—	—	—	—	
81131	Commercial equipment (exc auto & elec) R&M . . . . .	183	1 608	5 949	28	15	4	8	1	—	—	—	—	—	
811310	Commercial equipment (exc auto & elec) R&M . . . . .	183	1 608	5 949	28	15	4	8	1	—	—	—	—	—	
8114	Personal & household goods R&M . . . . .	217	1 100	4 486	61	42	15	4	—	—	—	—	—	—	
812	Personal & laundry services . . . . .	2 917	12 485	52 838	393	203	98	62	25	4	1	—	—	—	
8121	Personal care services . . . . .	1 593	5 911	25 438	234	124	60	31	17	2	—	—	—	—	
81211	Hair, nail & skin care services . . . . .	1 367	5 297	22 604	201	109	52	22	16	2	—	—	—	—	
812112	Beauty salons . . . . .	1 268	4 982	21 197	167	81	48	21	15	2	—	—	—	—	
81219	Other personal care services . . . . .	226	614	2 834	33	15	8	9	1	—	—	—	—	—	
812199	Other personal care services . . . . .	156	337	1 662	25	13	5	6	1	—	—	—	—	—	
8122	Death care services . . . . .	214	1 419	5 771	30	9	12	9	—	—	—	—	—	—	
81221	Funeral homes . . . . .	168	1 091	4 401	23	8	7	8	—	—	—	—	—	—	
812210	Funeral homes . . . . .	168	1 091	4 401	23	8	7	8	—	—	—	—	—	—	
8123	Drycleaning & laundry services . . . . .	676	3 346	13 536	47	19	10	10	5	2	1	—	—	—	
81232	Drycleaning & laundry services (exc coin-op) . . . . .	337	1 234	5 066	34	13	8	8	5	—	—	—	—	—	
812320	Drycleaning & laundry services (exc coin-op) . . . . .	337	1 234	5 066	34	13	8	8	5	—	—	—	—	—	
81233	Linen & uniform supply . . . . .	285	1 991	8 008	3	—	—	—	—	2	1	—	—	—	
8129	Other personal services . . . . .	434	1 809	8 093	82	51	16	12	3	—	—	—	—	—	
81293	Parking lots & garages . . . . .	246	921	3 572	40	21	8	10	1	—	—	—	—	—	
812930	Parking lots & garages . . . . .	246	921	3 572	40	21	8	10	1	—	—	—	—	—	
813	Religious, grantmaking, civic, prof & like organizations . . . . .	10 807	60 475	245 983	730	311	180	128	64	31	12	4	—	—	
8131	Religious organizations . . . . .	4 952	21 987	87 911	284	93	78	56	32	17	7	1	—	—	
81311	Religious organizations . . . . .	4 952	21 987	87 911	284	93	78	56	32	17	7	1	—	—	
813110	Religious organizations . . . . .	4 952	21 987	87 911	284	93	78	56	32	17	7	1	—	—	
8132	Grantmaking & giving services . . . . .	701	6 929	28 125	61	28	16	8	6	2	1	—	—	—	
81321	Grantmaking & giving services . . . . .	701	6 929	28 125	61	28	16	8	6	2	1	—	—	—	
813211	Grantmaking foundations . . . . .	262	3 425	13 641	32	17	8	3	3	1	—	—	—	—	
813212	Voluntary health organizations . . . . .	173	904	3 394	15	8	2	2	2	1	—	—	—	—	
813219	Other grantmaking & giving services . . . . .	266	2 600	11 090	14	3	6	3	1	—	—	—	—	—	

See footnotes at end of table.

**Table 6. Counties—Employees, Payroll, and Establishments by Industry: 2003—Con.**

[Excludes most government employees, railroad employees, and self-employed persons. Size class 1 to 4 includes establishments with payroll, but no employees, during mid-March pay period. (D) denotes figures withheld to avoid disclosing data for individual companies; the data are included in broader industry totals. Detailed industries with 100 or more employees are shown if industry was not a (D). For explanation of terms, abbreviations, and data reliability/comparability, see introductory text]

NAICS code	Industry	Number of employees for week including March 12	Payroll (\$1,000)		Total number of establishments	Number of establishments by employment-size class									
			First quarter	Annual		1 to 4	5 to 9	10 to 19	20 to 49	50 to 99	100 to 249	250 to 499	500 to 999	1,000 or more	
<b>RAMSEY—Con.</b>															
<b>81</b>	<b>Other services (except public administration)—Con.</b>														
813	Religious, grantmaking, civic, prof & like organizations—Con.														
8133	Social advocacy organizations . . . . .	899	5 574	23 434	76	34	23	12	5	1	—	1	—	—	
81331	Social advocacy organizations . . . . .	899	5 574	23 434	76	34	23	12	5	1	—	1	—	—	
813311	Human rights organizations . . . . .	117	744	2 928	10	2	3	3	2	—	—	—	—	—	
813312	Environment & wildlife organizations . . . . .	224	1 556	7 218	21	7	6	7	—	1	—	—	—	—	
813319	Other social advocacy organizations . . . . .	558	3 274	13 288	45	25	14	2	3	—	—	1	—	—	
8134	Civic & social organizations . . . . .	1 255	4 782	19 115	90	42	14	19	9	4	2	—	—	—	
81341	Civic & social organizations . . . . .	1 255	4 782	19 115	90	42	14	19	9	4	2	—	—	—	
813410	Civic & social organizations . . . . .	1 255	4 782	19 115	90	42	14	19	9	4	2	—	—	—	
8139	Business, labor, political, like organizations . . . . .	3 000	21 203	87 398	219	114	49	33	12	7	2	2	—	—	
81391	Business associations . . . . .	548	6 013	24 633	65	36	17	5	5	2	—	—	—	—	
813910	Business associations . . . . .	548	6 013	24 633	65	36	17	5	5	2	—	—	—	—	
81392	Professional organizations . . . . .	245	2 530	10 977	37	25	9	2	—	1	—	—	—	—	
813920	Professional organizations . . . . .	245	2 530	10 977	37	25	9	2	—	1	—	—	—	—	
81393	Labor unions & similar labor organizations . . . . .	1 937	11 293	46 268	68	16	18	21	6	3	2	2	—	—	
813930	Labor unions & similar labor organizations . . . . .	1 937	11 293	46 268	68	16	18	21	6	3	2	2	—	—	
81394	Political organizations . . . . .	135	809	3 333	14	10	1	2	—	1	—	—	—	—	
813940	Political organizations . . . . .	135	809	3 333	14	10	1	2	—	1	—	—	—	—	
81399	Oth similar organizations (exc business, prof, labor, pol) . . . . .	135	558	2 187	35	27	4	3	1	—	—	—	—	—	
813990	Oth similar organizations (exc business, prof, labor, pol) . . . . .	135	558	2 187	35	27	4	3	1	—	—	—	—	—	
<b>99</b>	<b>Unclassified establishments . . . . .</b>	<b>(B)</b>	<b>(D)</b>	<b>(D)</b>	<b>46</b>	<b>44</b>	<b>1</b>	<b>1</b>	<b>—</b>	<b>—</b>	<b>—</b>	<b>—</b>	<b>—</b>	<b>—</b>	
<b>RED LAKE</b>															
	<b>Total . . . . .</b>	<b>835</b>	<b>3 927</b>	<b>18 330</b>	<b>109</b>	<b>74</b>	<b>17</b>	<b>8</b>	<b>7</b>	<b>2</b>	<b>1</b>	<b>—</b>	<b>—</b>	<b>—</b>	
<b>11</b>	<b>Forestry, fishing, hunting, and agriculture support . . . . .</b>	<b>(A)</b>	<b>(D)</b>	<b>(D)</b>	<b>1</b>	<b>1</b>	<b>—</b>	<b>—</b>	<b>—</b>	<b>—</b>	<b>—</b>	<b>—</b>	<b>—</b>	<b>—</b>	
<b>22</b>	<b>Utilities . . . . .</b>	<b>(B)</b>	<b>(D)</b>	<b>(D)</b>	<b>1</b>	<b>—</b>	<b>—</b>	<b>—</b>	<b>1</b>	<b>—</b>	<b>—</b>	<b>—</b>	<b>—</b>	<b>—</b>	
<b>23</b>	<b>Construction . . . . .</b>	<b>55</b>	<b>340</b>	<b>1 990</b>	<b>22</b>	<b>18</b>	<b>3</b>	<b>1</b>	<b>—</b>	<b>—</b>	<b>—</b>	<b>—</b>	<b>—</b>	<b>—</b>	
<b>31-33</b>	<b>Manufacturing . . . . .</b>	<b>(B)</b>	<b>(D)</b>	<b>(D)</b>	<b>4</b>	<b>2</b>	<b>—</b>	<b>—</b>	<b>2</b>	<b>—</b>	<b>—</b>	<b>—</b>	<b>—</b>	<b>—</b>	
<b>42</b>	<b>Wholesale trade . . . . .</b>	<b>(A)</b>	<b>(D)</b>	<b>(D)</b>	<b>3</b>	<b>2</b>	<b>—</b>	<b>1</b>	<b>—</b>	<b>—</b>	<b>—</b>	<b>—</b>	<b>—</b>	<b>—</b>	
<b>44-45</b>	<b>Retail trade . . . . .</b>	<b>195</b>	<b>775</b>	<b>3 158</b>	<b>25</b>	<b>14</b>	<b>8</b>	<b>—</b>	<b>2</b>	<b>1</b>	<b>—</b>	<b>—</b>	<b>—</b>	<b>—</b>	
<b>48-49</b>	<b>Transportation &amp; warehousing . . . . .</b>	<b>(B)</b>	<b>(D)</b>	<b>(D)</b>	<b>4</b>	<b>3</b>	<b>—</b>	<b>—</b>	<b>1</b>	<b>—</b>	<b>—</b>	<b>—</b>	<b>—</b>	<b>—</b>	
<b>51</b>	<b>Information . . . . .</b>	<b>(A)</b>	<b>(D)</b>	<b>(D)</b>	<b>1</b>	<b>1</b>	<b>—</b>	<b>—</b>	<b>—</b>	<b>—</b>	<b>—</b>	<b>—</b>	<b>—</b>	<b>—</b>	
<b>52</b>	<b>Finance &amp; insurance . . . . .</b>	<b>(B)</b>	<b>(D)</b>	<b>(D)</b>	<b>9</b>	<b>7</b>	<b>1</b>	<b>—</b>	<b>1</b>	<b>—</b>	<b>—</b>	<b>—</b>	<b>—</b>	<b>—</b>	
<b>53</b>	<b>Real estate &amp; rental &amp; leasing . . . . .</b>	<b>(A)</b>	<b>(D)</b>	<b>(D)</b>	<b>1</b>	<b>1</b>	<b>—</b>	<b>—</b>	<b>—</b>	<b>—</b>	<b>—</b>	<b>—</b>	<b>—</b>	<b>—</b>	
<b>54</b>	<b>Professional, scientific &amp; technical services . . . . .</b>	<b>(A)</b>	<b>(D)</b>	<b>(D)</b>	<b>4</b>	<b>3</b>	<b>—</b>	<b>1</b>	<b>—</b>	<b>—</b>	<b>—</b>	<b>—</b>	<b>—</b>	<b>—</b>	
<b>56</b>	<b>Admin, support, waste mgt, remediation services . . . . .</b>	<b>(A)</b>	<b>(D)</b>	<b>(D)</b>	<b>2</b>	<b>1</b>	<b>1</b>	<b>—</b>	<b>—</b>	<b>—</b>	<b>—</b>	<b>—</b>	<b>—</b>	<b>—</b>	
<b>61</b>	<b>Educational services . . . . .</b>	<b>(A)</b>	<b>(D)</b>	<b>(D)</b>	<b>1</b>	<b>—</b>	<b>—</b>	<b>1</b>	<b>—</b>	<b>—</b>	<b>—</b>	<b>—</b>	<b>—</b>	<b>—</b>	
<b>62</b>	<b>Health care and social assistance . . . . .</b>	<b>(C)</b>	<b>(D)</b>	<b>(D)</b>	<b>5</b>	<b>—</b>	<b>2</b>	<b>1</b>	<b>—</b>	<b>1</b>	<b>1</b>	<b>—</b>	<b>—</b>	<b>—</b>	
624	Social assistance . . . . .	(C)	(D)	(D)	3	—	1	1	—	1	—	—	—	—	
6244	Child day care services . . . . .	(C)	(D)	(D)	2	—	1	—	—	—	1	—	—	—	
62441	Child day care services . . . . .	(C)	(D)	(D)	2	—	1	—	—	—	1	—	—	—	
<b>71</b>	<b>Arts, entertainment &amp; recreation . . . . .</b>	<b>(A)</b>	<b>(D)</b>	<b>(D)</b>	<b>2</b>	<b>2</b>	<b>—</b>	<b>—</b>	<b>—</b>	<b>—</b>	<b>—</b>	<b>—</b>	<b>—</b>	<b>—</b>	
<b>72</b>	<b>Accommodation &amp; food services . . . . .</b>	<b>(B)</b>	<b>(D)</b>	<b>(D)</b>	<b>9</b>	<b>6</b>	<b>1</b>	<b>2</b>	<b>—</b>	<b>—</b>	<b>—</b>	<b>—</b>	<b>—</b>	<b>—</b>	
<b>81</b>	<b>Other services (except public administration) . . . . .</b>	<b>45</b>	<b>104</b>	<b>624</b>	<b>15</b>	<b>13</b>	<b>1</b>	<b>1</b>	<b>—</b>	<b>—</b>	<b>—</b>	<b>—</b>	<b>—</b>	<b>—</b>	
<b>REDWOOD</b>															
	<b>Total . . . . .</b>	<b>4 742</b>	<b>25 617</b>	<b>113 020</b>	<b>572</b>	<b>348</b>	<b>115</b>	<b>60</b>	<b>32</b>	<b>10</b>	<b>7</b>	<b>—</b>	<b>—</b>	<b>—</b>	
<b>11</b>	<b>Forestry, fishing, hunting, and agriculture support . . . . .</b>	<b>(A)</b>	<b>(D)</b>	<b>(D)</b>	<b>1</b>	<b>1</b>	<b>—</b>	<b>—</b>	<b>—</b>	<b>—</b>	<b>—</b>	<b>—</b>	<b>—</b>	<b>—</b>	
<b>21</b>	<b>Mining . . . . .</b>	<b>(A)</b>	<b>(D)</b>	<b>(D)</b>	<b>1</b>	<b>1</b>	<b>—</b>	<b>—</b>	<b>—</b>	<b>—</b>	<b>—</b>	<b>—</b>	<b>—</b>	<b>—</b>	
<b>22</b>	<b>Utilities . . . . .</b>	<b>(A)</b>	<b>(D)</b>	<b>(D)</b>	<b>2</b>	<b>—</b>	<b>1</b>	<b>1</b>	<b>—</b>	<b>—</b>	<b>—</b>	<b>—</b>	<b>—</b>	<b>—</b>	
<b>23</b>	<b>Construction . . . . .</b>	<b>278</b>	<b>1 520</b>	<b>8 346</b>	<b>73</b>	<b>57</b>	<b>9</b>	<b>5</b>	<b>2</b>	<b>—</b>	<b>—</b>	<b>—</b>	<b>—</b>	<b>—</b>	
238	Specialty Trade Contractors . . . . .	167	987	5 198	41	33	4	2	2	—	—	—	—	—	
<b>31-33</b>	<b>Manufacturing . . . . .</b>	<b>713</b>	<b>6 335</b>	<b>25 541</b>	<b>26</b>	<b>10</b>	<b>5</b>	<b>2</b>	<b>5</b>	<b>1</b>	<b>3</b>	<b>—</b>	<b>—</b>	<b>—</b>	
311	Food mfg . . . . .	(C)	(D)	(D)	6	3	—	1	1	1	—	—	—	—	
3116	Animal slaughtering & processing . . . . .	(C)	(D)	(D)	6	3	—	1	1	1	—	—	—	—	
31161	Animal slaughtering & processing . . . . .	(C)	(D)	(D)	6	3	—	1	1	1	—	—	—	—	
321	Wood product mfg . . . . .	317	2 259	9 365	3	—	—	—	1	—	2	—	—	—	
3219	Other wood product mfg . . . . .	317	2 259	9 365	3	—	—	—	1	—	2	—	—	—	
32199	All other wood product mfg . . . . .	317	2 259	9 365	3	—	—	—	1	—	2	—	—	—	
334	Computer & electronic product mfg . . . . .	(C)	(D)	(D)	2	—	1	—	—	—	1	—	—	—	
3344	Semiconductor & oth electronic component mfg . . . . .	(C)	(D)	(D)	2	—	1	—	—	—	1	—	—	—	
33441	Semiconductor & oth electronic component mfg . . . . .	(C)	(D)	(D)	2	—	1	—	—	—	1	—	—	—	

See footnotes at end of table.

**Table 6. Counties—Employees, Payroll, and Establishments by Industry: 2003—Con.**

[Excludes most government employees, railroad employees, and self-employed persons. Size class 1 to 4 includes establishments with payroll, but no employees, during mid-March pay period. (D) denotes figures withheld to avoid disclosing data for individual companies; the data are included in broader industry totals. Detailed industries with 100 or more employees are shown if industry was not a (D). For explanation of terms, abbreviations, and data reliability/comparability, see introductory text]

NAICS code	Industry	Number of employees for week including March 12	Payroll (\$1,000)		Total number of establishments	Number of establishments by employment-size class								
			First quarter	Annual		1 to 4	5 to 9	10 to 19	20 to 49	50 to 99	100 to 249	250 to 499	500 to 999	1,000 or more
<b>REDWOOD—Con.</b>														
<b>42</b>	<b>Wholesale trade</b> .....	<b>445</b>	<b>3 544</b>	<b>17 336</b>	<b>36</b>	<b>14</b>	<b>11</b>	<b>4</b>	<b>5</b>	<b>2</b>	—	—	—	—
423	Merchant Wholesalers, Durable Goods .....	166	1 441	6 864	17	7	4	2	4	—	—	—	—	—
4238	Machinery, Equipment, and Supplies Merchant Wholesalers .....	125	1 051	4 168	10	3	2	2	3	—	—	—	—	—
42382	Farm and Garden Machinery and Equipment Merchant Wholesalers .....	(C)	(D)	(D)	8	2	2	2	2	—	—	—	—	—
424	Merchant Wholesalers, Nondurable Goods .....	279	2 103	10 472	19	7	7	2	1	2	—	—	—	—
4245	Farm Product Raw Material Merchant Wholesalers .....	231	1 880	9 363	10	2	4	1	1	2	—	—	—	—
42451	Grain and Field Bean Merchant Wholesalers .....	(C)	(D)	(D)	9	2	3	1	1	2	—	—	—	—
<b>44-45</b>	<b>Retail trade</b> .....	<b>890</b>	<b>3 196</b>	<b>15 620</b>	<b>88</b>	<b>39</b>	<b>26</b>	<b>15</b>	<b>5</b>	<b>1</b>	<b>2</b>	—	—	—
441	Motor vehicle & parts dealers .....	113	791	4 304	14	7	5	—	2	—	—	—	—	—
444	Bldg material & garden equip & supp dealers .....	102	476	2 396	19	10	5	4	—	—	—	—	—	—
445	Food & beverage stores .....	253	606	2 606	11	3	2	4	—	1	1	—	—	—
4451	Grocery stores .....	(C)	(D)	(D)	6	1	—	3	—	1	1	—	—	—
44511	Grocery (except convenience) stores .....	208	502	2 188	5	1	—	2	—	1	1	—	—	—
445110	Grocery (except convenience) stores .....	208	502	2 188	5	1	—	2	—	1	1	—	—	—
452	General merchandise stores .....	(C)	(D)	(D)	3	—	1	1	—	—	1	—	—	—
4521	Department stores .....	(C)	(D)	(D)	1	—	—	—	—	—	1	—	—	—
45211	Department stores .....	(C)	(D)	(D)	1	—	—	—	—	—	1	—	—	—
<b>48-49</b>	<b>Transportation &amp; warehousing</b> .....	<b>168</b>	<b>776</b>	<b>3 227</b>	<b>42</b>	<b>31</b>	<b>6</b>	<b>3</b>	<b>2</b>	—	—	—	—	—
<b>51</b>	<b>Information</b> .....	<b>77</b>	<b>610</b>	<b>2 706</b>	<b>11</b>	<b>7</b>	<b>1</b>	<b>3</b>	—	—	—	—	—	—
<b>52</b>	<b>Finance &amp; insurance</b> .....	<b>223</b>	<b>1 642</b>	<b>6 728</b>	<b>42</b>	<b>25</b>	<b>10</b>	<b>6</b>	<b>1</b>	—	—	—	—	—
522	Credit intermediation & related activities .....	176	1 372	5 604	19	5	7	6	1	—	—	—	—	—
5221	Depository credit intermediation .....	(C)	(D)	(D)	15	3	6	5	1	—	—	—	—	—
52211	Commercial banking .....	(C)	(D)	(D)	12	2	5	4	1	—	—	—	—	—
<b>53</b>	<b>Real estate &amp; rental &amp; leasing</b> .....	<b>33</b>	<b>97</b>	<b>433</b>	<b>19</b>	<b>18</b>	<b>1</b>	—	—	—	—	—	—	—
<b>54</b>	<b>Professional, scientific &amp; technical services</b> .....	<b>152</b>	<b>835</b>	<b>3 755</b>	<b>32</b>	<b>24</b>	<b>5</b>	—	<b>3</b>	—	—	—	—	—
541	Professional, scientific & technical services .....	152	835	3 755	32	24	5	—	3	—	—	—	—	—
<b>55</b>	<b>Management of companies &amp; enterprises</b> .....	<b>(A)</b>	<b>(D)</b>	<b>(D)</b>	<b>1</b>	—	—	<b>1</b>	—	—	—	—	—	—
<b>56</b>	<b>Admin, support, waste mgt, remediation services</b> .....	<b>57</b>	<b>168</b>	<b>693</b>	<b>13</b>	<b>9</b>	<b>2</b>	<b>2</b>	—	—	—	—	—	—
<b>61</b>	<b>Educational services</b> .....	<b>(B)</b>	<b>(D)</b>	<b>(D)</b>	<b>4</b>	<b>3</b>	—	<b>1</b>	—	—	—	—	—	—
<b>62</b>	<b>Health care and social assistance</b> .....	<b>927</b>	<b>4 592</b>	<b>19 007</b>	<b>54</b>	<b>24</b>	<b>16</b>	<b>5</b>	<b>1</b>	<b>6</b>	<b>2</b>	—	—	—
621	Ambulatory health care services .....	205	1 674	6 502	33	16	13	3	—	1	—	—	—	—
622	Hospitals .....	(C)	(D)	(D)	1	—	—	—	—	—	1	—	—	—
6221	General medical & surgical hospitals .....	(C)	(D)	(D)	1	—	—	—	—	—	1	—	—	—
62211	General medical & surgical hospitals .....	(C)	(D)	(D)	1	—	—	—	—	—	1	—	—	—
623	Nursing & residential care facilities .....	407	1 585	6 686	10	1	3	1	1	3	1	—	—	—
6231	Nursing care facilities .....	337	1 370	5 786	4	—	—	—	—	3	1	—	—	—
62311	Nursing care facilities .....	337	1 370	5 786	4	—	—	—	—	3	1	—	—	—
623110	Nursing care facilities .....	337	1 370	5 786	4	—	—	—	—	3	1	—	—	—
624	Social assistance .....	(C)	(D)	(D)	10	7	—	1	—	2	—	—	—	—
6243	Vocational rehabilitation services .....	(C)	(D)	(D)	2	—	—	—	—	2	—	—	—	—
62431	Vocational rehabilitation services .....	(C)	(D)	(D)	2	—	—	—	—	2	—	—	—	—
<b>71</b>	<b>Arts, entertainment &amp; recreation</b> .....	<b>34</b>	<b>128</b>	<b>686</b>	<b>10</b>	<b>7</b>	<b>2</b>	<b>1</b>	—	—	—	—	—	—
<b>72</b>	<b>Accommodation &amp; food services</b> .....	<b>374</b>	<b>599</b>	<b>2 672</b>	<b>33</b>	<b>16</b>	<b>5</b>	<b>5</b>	<b>7</b>	—	—	—	—	—
722	Food services & drinking places .....	309	483	2 157	30	16	5	4	5	—	—	—	—	—
7221	Full-service restaurants .....	146	239	1 054	15	8	3	2	2	—	—	—	—	—
72211	Full-service restaurants .....	146	239	1 054	15	8	3	2	2	—	—	—	—	—
722110	Full-service restaurants .....	146	239	1 054	15	8	3	2	2	—	—	—	—	—
7222	Limited-service eating places .....	149	225	1 003	10	4	1	2	3	—	—	—	—	—
72221	Limited-service eating places .....	149	225	1 003	10	4	1	2	3	—	—	—	—	—
<b>81</b>	<b>Other services (except public administration)</b> .....	<b>306</b>	<b>1 086</b>	<b>4 306</b>	<b>81</b>	<b>59</b>	<b>15</b>	<b>6</b>	<b>1</b>	—	—	—	—	—
813	Religious, grantmaking, civic, prof & like organizations .....	203	580	2 352	44	30	8	5	1	—	—	—	—	—
8131	Religious organizations .....	146	398	1 592	29	19	6	3	1	—	—	—	—	—
81311	Religious organizations .....	146	398	1 592	29	19	6	3	1	—	—	—	—	—
813110	Religious organizations .....	146	398	1 592	29	19	6	3	1	—	—	—	—	—
<b>99</b>	<b>Unclassified establishments</b> .....	<b>3</b>	<b>7</b>	<b>27</b>	<b>3</b>	<b>3</b>	—	—	—	—	—	—	—	—

See footnotes at end of table.

**Table 6. Counties—Employees, Payroll, and Establishments by Industry: 2003—Con.**

[Excludes most government employees, railroad employees, and self-employed persons. Size class 1 to 4 includes establishments with payroll, but no employees, during mid-March pay period. (D) denotes figures withheld to avoid disclosing data for individual companies; the data are included in broader industry totals. Detailed industries with 100 or more employees are shown if industry was not a (D). For explanation of terms, abbreviations, and data reliability/comparability, see introductory text]

NAICS code	Industry	Number of employees for week including March 12	Payroll (\$1,000)		Total number of establishments	Number of establishments by employment-size class								
			First quarter	Annual		1 to 4	5 to 9	10 to 19	20 to 49	50 to 99	100 to 249	250 to 499	500 to 999	1,000 or more
<b>RENVILLE</b>														
	<b>Total</b> .....	<b>5 517</b>	<b>30 071</b>	<b>133 031</b>	<b>556</b>	<b>337</b>	<b>99</b>	<b>76</b>	<b>29</b>	<b>8</b>	<b>5</b>	<b>1</b>	<b>1</b>	<b>-</b>
<b>11</b>	<b>Forestry, fishing, hunting, and agriculture support</b> .....	<b>37</b>	<b>192</b>	<b>991</b>	<b>7</b>	<b>5</b>	<b>1</b>	<b>-</b>	<b>1</b>	<b>-</b>	<b>-</b>	<b>-</b>	<b>-</b>	<b>-</b>
<b>21</b>	<b>Mining</b> .....	<b>5</b>	<b>45</b>	<b>373</b>	<b>4</b>	<b>4</b>	<b>-</b>	<b>-</b>	<b>-</b>	<b>-</b>	<b>-</b>	<b>-</b>	<b>-</b>	<b>-</b>
<b>22</b>	<b>Utilities</b> .....	<b>(B)</b>	<b>(D)</b>	<b>(D)</b>	<b>2</b>	<b>-</b>	<b>1</b>	<b>1</b>	<b>-</b>	<b>-</b>	<b>-</b>	<b>-</b>	<b>-</b>	<b>-</b>
<b>23</b>	<b>Construction</b> .....	<b>183</b>	<b>843</b>	<b>6 120</b>	<b>70</b>	<b>60</b>	<b>5</b>	<b>5</b>	<b>-</b>	<b>-</b>	<b>-</b>	<b>-</b>	<b>-</b>	<b>-</b>
238	Specialty Trade Contractors .....	110	534	3 215	40	36	1	3	-	-	-	-	-	-
<b>31-33</b>	<b>Manufacturing</b> .....	<b>920</b>	<b>8 433</b>	<b>36 173</b>	<b>29</b>	<b>11</b>	<b>3</b>	<b>6</b>	<b>5</b>	<b>1</b>	<b>2</b>	<b>1</b>	<b>-</b>	<b>-</b>
311	Food mfg .....	(E)	(D)	(D)	7	2	-	3	-	-	1	1	-	-
3113	Sugar & confectionery product mfg .....	(E)	(D)	(D)	1	-	-	-	-	-	-	1	-	-
31131	Sugar mfg .....	(E)	(D)	(D)	1	-	-	-	-	-	-	1	-	-
3116	Animal slaughtering & processing .....	(C)	(D)	(D)	3	1	-	1	-	-	1	-	-	-
31161	Animal slaughtering & processing .....	(C)	(D)	(D)	3	1	-	1	-	-	1	-	-	-
334	Computer & electronic product mfg .....	(C)	(D)	(D)	1	-	-	-	-	-	1	-	-	-
3342	Communications equipment mfg .....	(C)	(D)	(D)	1	-	-	-	-	-	1	-	-	-
33421	Telephone apparatus mfg .....	(C)	(D)	(D)	1	-	-	-	-	-	1	-	-	-
<b>42</b>	<b>Wholesale trade</b> .....	<b>339</b>	<b>2 617</b>	<b>11 919</b>	<b>31</b>	<b>10</b>	<b>9</b>	<b>9</b>	<b>2</b>	<b>1</b>	<b>-</b>	<b>-</b>	<b>-</b>	<b>-</b>
424	Merchant Wholesalers, Nondurable Goods .....	241	1 888	8 166	16	4	5	4	2	1	-	-	-	-
4245	Farm Product Raw Material Merchant Wholesalers .....	135	1 076	4 451	8	2	1	3	2	-	-	-	-	-
42451	Grain and Field Bean Merchant Wholesalers .....	(C)	(D)	(D)	7	1	1	3	2	-	-	-	-	-
<b>44-45</b>	<b>Retail trade</b> .....	<b>646</b>	<b>2 356</b>	<b>10 085</b>	<b>95</b>	<b>51</b>	<b>23</b>	<b>15</b>	<b>5</b>	<b>1</b>	<b>-</b>	<b>-</b>	<b>-</b>	<b>-</b>
441	Motor vehicle & parts dealers .....	104	671	2 731	17	9	5	2	1	-	-	-	-	-
445	Food & beverage stores .....	206	554	2 638	15	4	3	5	2	1	-	-	-	-
4453	Beer, wine & liquor stores .....	114	337	1 777	8	1	2	4	-	1	-	-	-	-
44531	Beer, wine & liquor stores .....	114	337	1 777	8	1	2	4	-	1	-	-	-	-
445310	Beer, wine & liquor stores .....	114	337	1 777	8	1	2	4	-	1	-	-	-	-
447	Gasoline stations .....	123	398	1 620	12	3	3	5	1	-	-	-	-	-
4471	Gasoline stations .....	123	398	1 620	12	3	3	5	1	-	-	-	-	-
<b>48-49</b>	<b>Transportation &amp; warehousing</b> .....	<b>225</b>	<b>1 405</b>	<b>6 246</b>	<b>42</b>	<b>30</b>	<b>5</b>	<b>4</b>	<b>3</b>	<b>-</b>	<b>-</b>	<b>-</b>	<b>-</b>	<b>-</b>
484	Truck transportation .....	190	1 253	5 784	37	27	4	4	2	-	-	-	-	-
4841	General freight trucking .....	148	975	4 304	26	19	2	3	2	-	-	-	-	-
48412	General freight trucking, long-distance .....	125	840	3 698	20	14	2	2	2	-	-	-	-	-
<b>51</b>	<b>Information</b> .....	<b>53</b>	<b>521</b>	<b>2 486</b>	<b>11</b>	<b>6</b>	<b>4</b>	<b>-</b>	<b>1</b>	<b>-</b>	<b>-</b>	<b>-</b>	<b>-</b>	<b>-</b>
<b>52</b>	<b>Finance &amp; insurance</b> .....	<b>221</b>	<b>1 724</b>	<b>7 352</b>	<b>42</b>	<b>24</b>	<b>8</b>	<b>8</b>	<b>2</b>	<b>-</b>	<b>-</b>	<b>-</b>	<b>-</b>	<b>-</b>
522	Credit intermediation & related activities .....	144	1 215	5 019	16	2	5	8	1	-	-	-	-	-
5221	Depository credit intermediation .....	(C)	(D)	(D)	14	1	4	8	1	-	-	-	-	-
52211	Commercial banking .....	121	1 008	4 101	12	1	3	7	1	-	-	-	-	-
522110	Commercial banking .....	121	1 008	4 101	12	1	3	7	1	-	-	-	-	-
<b>53</b>	<b>Real estate &amp; rental &amp; leasing</b> .....	<b>20</b>	<b>72</b>	<b>324</b>	<b>11</b>	<b>10</b>	<b>1</b>	<b>-</b>	<b>-</b>	<b>-</b>	<b>-</b>	<b>-</b>	<b>-</b>	<b>-</b>
<b>54</b>	<b>Professional, scientific &amp; technical services</b> .....	<b>154</b>	<b>1 250</b>	<b>6 026</b>	<b>26</b>	<b>15</b>	<b>4</b>	<b>7</b>	<b>-</b>	<b>-</b>	<b>-</b>	<b>-</b>	<b>-</b>	<b>-</b>
541	Professional, scientific & technical services .....	154	1 250	6 026	26	15	4	7	-	-	-	-	-	-
<b>55</b>	<b>Management of companies &amp; enterprises</b> .....	<b>(A)</b>	<b>(D)</b>	<b>(D)</b>	<b>2</b>	<b>1</b>	<b>-</b>	<b>1</b>	<b>-</b>	<b>-</b>	<b>-</b>	<b>-</b>	<b>-</b>	<b>-</b>
<b>56</b>	<b>Admin, support, waste mgt, remediation services</b> .....	<b>64</b>	<b>190</b>	<b>969</b>	<b>19</b>	<b>15</b>	<b>3</b>	<b>-</b>	<b>1</b>	<b>-</b>	<b>-</b>	<b>-</b>	<b>-</b>	<b>-</b>
<b>61</b>	<b>Educational services</b> .....	<b>(C)</b>	<b>(D)</b>	<b>(D)</b>	<b>3</b>	<b>-</b>	<b>1</b>	<b>-</b>	<b>1</b>	<b>-</b>	<b>1</b>	<b>-</b>	<b>-</b>	<b>-</b>
611	Educational services .....	(C)	(D)	(D)	3	-	1	-	1	-	1	-	-	-
6111	Elementary & secondary schools .....	(C)	(D)	(D)	3	-	1	-	1	-	1	-	-	-
61111	Elementary & secondary schools .....	(C)	(D)	(D)	3	-	1	-	1	-	1	-	-	-
<b>62</b>	<b>Health care and social assistance</b> .....	<b>1 009</b>	<b>3 942</b>	<b>16 686</b>	<b>44</b>	<b>14</b>	<b>9</b>	<b>9</b>	<b>5</b>	<b>5</b>	<b>2</b>	<b>-</b>	<b>-</b>	<b>-</b>
621	Ambulatory health care services .....	(C)	(D)	(D)	20	7	8	3	2	-	-	-	-	-
622	Hospitals .....	(C)	(D)	(D)	1	-	-	-	-	-	1	-	-	-
6221	General medical & surgical hospitals .....	(C)	(D)	(D)	1	-	-	-	-	-	1	-	-	-
62211	General medical & surgical hospitals .....	(C)	(D)	(D)	1	-	-	-	-	-	1	-	-	-
623	Nursing & residential care facilities .....	625	2 252	9 416	11	1	-	2	2	5	1	-	-	-
6231	Nursing care facilities .....	334	1 495	6 045	5	-	-	-	1	4	-	-	-	-
62311	Nursing care facilities .....	334	1 495	6 045	5	-	-	-	1	4	-	-	-	-
623110	Nursing care facilities .....	334	1 495	6 045	5	-	-	-	1	4	-	-	-	-
6232	Residential mental retardation, health facil .....	(C)	(D)	(D)	1	-	-	-	-	-	1	-	-	-
62321	Residential mental retardation facilities .....	(C)	(D)	(D)	1	-	-	-	-	-	1	-	-	-
6233	Community care facilities for the elderly .....	(C)	(D)	(D)	5	1	-	2	1	1	-	-	-	-
62331	Community care facilities for the elderly .....	(C)	(D)	(D)	5	1	-	2	1	1	-	-	-	-
623311	Continuing care retirement communities .....	130	414	1 736	3	-	-	1	1	1	-	-	-	-
624	Social assistance .....	(C)	(D)	(D)	12	6	1	4	1	-	-	-	-	-
<b>71</b>	<b>Arts, entertainment &amp; recreation</b> .....	<b>16</b>	<b>40</b>	<b>367</b>	<b>8</b>	<b>8</b>	<b>-</b>	<b>-</b>	<b>-</b>	<b>-</b>	<b>-</b>	<b>-</b>	<b>-</b>	<b>-</b>

See footnotes at end of table.

**Table 6. Counties—Employees, Payroll, and Establishments by Industry: 2003—Con.**

[Excludes most government employees, railroad employees, and self-employed persons. Size class 1 to 4 includes establishments with payroll, but no employees, during mid-March pay period. (D) denotes figures withheld to avoid disclosing data for individual companies; the data are included in broader industry totals. Detailed industries with 100 or more employees are shown if industry was not a (D). For explanation of terms, abbreviations, and data reliability/comparability, see introductory text]

NAICS code	Industry	Number of employees for week including March 12	Payroll (\$1,000)		Total number of establishments	Number of establishments by employment-size class									
			First quarter	Annual		1 to 4	5 to 9	10 to 19	20 to 49	50 to 99	100 to 249	250 to 499	500 to 999	1,000 or more	
<b>RENVILLE—Con.</b>															
<b>72</b>	<b>Accommodation &amp; food services</b>	<b>1 169</b>	<b>4 461</b>	<b>18 695</b>	<b>31</b>	<b>13</b>	<b>7</b>	<b>7</b>	<b>3</b>	—	—	—	<b>1</b>	—	
721	Accommodation	(F)	(D)	(D)	3	1	1	—	—	—	—	—	1	—	
7211	Traveler accommodation	(F)	(D)	(D)	2	—	1	—	—	—	—	—	1	—	
72112	Casino hotels	(F)	(D)	(D)	1	—	—	—	—	—	—	—	1	—	
722	Food services & drinking places	(C)	(D)	(D)	28	12	6	7	3	—	—	—	—	—	
7221	Full-service restaurants	(C)	(D)	(D)	15	4	3	5	3	—	—	—	—	—	
72211	Full-service restaurants	(C)	(D)	(D)	15	4	3	5	3	—	—	—	—	—	
<b>81</b>	<b>Other services (except public administration)</b>	<b>263</b>	<b>653</b>	<b>2 624</b>	<b>78</b>	<b>59</b>	<b>15</b>	<b>4</b>	—	—	—	—	—	—	
813	Religious, grantmaking, civic, prof & like organizations	192	347	1 375	48	35	10	3	—	—	—	—	—	—	
8131	Religious organizations	145	293	1 164	33	22	9	2	—	—	—	—	—	—	
81311	Religious organizations	145	293	1 164	33	22	9	2	—	—	—	—	—	—	
813110	Religious organizations	145	293	1 164	33	22	9	2	—	—	—	—	—	—	
<b>99</b>	<b>Unclassified establishments</b>	<b>(A)</b>	<b>(D)</b>	<b>(D)</b>	<b>1</b>	<b>1</b>	—	—	—	—	—	—	—	—	
<b>RICE</b>															
	<b>Total</b>	<b>23 804</b>	<b>147 383</b>	<b>601 929</b>	<b>1 496</b>	<b>808</b>	<b>308</b>	<b>204</b>	<b>113</b>	<b>30</b>	<b>23</b>	<b>5</b>	<b>2</b>	<b>3</b>	
<b>11</b>	<b>Forestry, fishing, hunting, and agriculture support</b>	<b>(A)</b>	<b>(D)</b>	<b>(D)</b>	<b>3</b>	<b>3</b>	—	—	—	—	—	—	—	—	
<b>21</b>	<b>Mining</b>	<b>(A)</b>	<b>(D)</b>	<b>(D)</b>	<b>2</b>	<b>1</b>	<b>1</b>	—	—	—	—	—	—	—	
<b>22</b>	<b>Utilities</b>	<b>(B)</b>	<b>(D)</b>	<b>(D)</b>	<b>4</b>	<b>2</b>	<b>1</b>	—	<b>1</b>	—	—	—	—	—	
<b>23</b>	<b>Construction</b>	<b>1 262</b>	<b>10 414</b>	<b>53 666</b>	<b>241</b>	<b>154</b>	<b>50</b>	<b>26</b>	<b>10</b>	—	<b>1</b>	—	—	—	
236	Construction of Buildings	455	3 825	17 288	73	45	19	5	3	—	1	—	—	—	
2361	Residential Building Construction	239	1 738	8 506	58	40	14	2	2	—	—	—	—	—	
23611	Residential Building Construction	239	1 738	8 506	58	40	14	2	2	—	—	—	—	—	
236115	New Single-Family Housing Construction (except Operative Builders)	112	664	4 096	38	28	9	1	—	—	—	—	—	—	
2362	Nonresidential Building Construction	216	2 087	8 782	15	5	5	3	1	—	1	—	—	—	
23622	Commercial and Institutional Building Construction	216	2 087	8 782	15	5	5	3	1	—	1	—	—	—	
236220	Commercial and Institutional Building Construction	216	2 087	8 782	15	5	5	3	1	—	1	—	—	—	
238	Specialty Trade Contractors	725	5 968	27 735	150	97	29	17	7	—	—	—	—	—	
2381	Foundation, Structure, and Building Exterior Contractors	251	1 986	10 619	55	37	9	6	3	—	—	—	—	—	
2382	Building Equipment Contractors	315	3 105	12 257	43	21	10	9	3	—	—	—	—	—	
23821	Electrical Contractors	123	1 120	5 122	18	8	8	—	2	—	—	—	—	—	
238210	Electrical Contractors	123	1 120	5 122	18	8	8	—	2	—	—	—	—	—	
23822	Plumbing, Heating, and Air-Conditioning Contractors	192	1 985	7 135	25	13	2	9	1	—	—	—	—	—	
238220	Plumbing, Heating, and Air-Conditioning Contractors	192	1 985	7 135	25	13	2	9	1	—	—	—	—	—	
2383	Building Finishing Contractors	105	550	2 497	31	23	6	1	1	—	—	—	—	—	
<b>31-33</b>	<b>Manufacturing</b>	<b>4 794</b>	<b>47 112</b>	<b>170 972</b>	<b>85</b>	<b>33</b>	<b>15</b>	<b>12</b>	<b>11</b>	<b>3</b>	<b>7</b>	<b>1</b>	<b>2</b>	<b>1</b>	
311	Food mfg	2 372	25 528	83 308	14	4	3	2	1	—	1	1	1	1	
3112	Grain & oilseed milling	(F)	(D)	(D)	3	—	—	1	1	—	—	—	1	—	
31123	Breakfast cereal manufacturing	(F)	(D)	(D)	2	—	—	1	—	—	—	—	1	—	
3114	Fruit & veg preserving & specialty food mfg	(E)	(D)	(D)	1	—	—	—	—	—	—	—	1	—	
31142	Fruit & veg canning, pickling & drying	(E)	(D)	(D)	1	—	—	—	—	—	—	—	1	—	
3116	Animal slaughtering & processing	(G)	(D)	(D)	3	2	—	—	—	—	—	—	—	1	
31161	Animal slaughtering & processing	(G)	(D)	(D)	3	2	—	—	—	—	—	—	—	1	
3119	Other food mfg	(C)	(D)	(D)	1	—	—	—	—	—	1	—	—	—	
31199	All other food mfg	(C)	(D)	(D)	1	—	—	—	—	—	1	—	—	—	
323	Printing & related support activities	100	574	2 201	8	3	2	2	—	1	—	—	—	—	
3231	Printing & related support activities	100	574	2 201	8	3	2	2	—	1	—	—	—	—	
32311	Printing	100	574	2 201	8	3	2	2	—	1	—	—	—	—	
326	Plastics & rubber products mfg	(C)	(D)	(D)	4	2	—	—	1	—	1	—	—	—	
3261	Plastics product mfg	(C)	(D)	(D)	4	2	—	—	1	—	1	—	—	—	
32612	Plastics pipe, pipe fitting, & unsupported profile shape mfg	(C)	(D)	(D)	1	—	—	—	—	—	1	—	—	—	
327	Nonmetallic mineral product mfg	352	3 638	14 952	6	1	—	2	1	—	2	—	—	—	
3272	Glass & glass product mfg	(E)	(D)	(D)	3	1	—	—	—	—	2	—	—	—	
32721	Glass & glass product mfg	(E)	(D)	(D)	3	1	—	—	—	—	2	—	—	—	
332	Fabricated metal product mfg	691	6 391	25 061	14	6	1	2	1	1	3	—	—	—	
3323	Architectural & structural metals mfg	(E)	(D)	(D)	3	1	—	—	—	—	2	—	—	—	
33231	Plate work & fabricated structural prod mfg	(C)	(D)	(D)	1	—	—	—	—	—	1	—	—	—	
33232	Ornamental & architectural metal prod mfg	(C)	(D)	(D)	2	1	—	—	—	—	1	—	—	—	
3324	Boiler, tank & shipping container mfg	(C)	(D)	(D)	1	—	—	—	—	—	1	—	—	—	
33243	Light gauge metal container mfg	(C)	(D)	(D)	1	—	—	—	—	—	1	—	—	—	
3327	Mach shops, turn prod, screw, nut, bolt mfg	156	1 386	5 882	9	4	1	2	1	1	—	—	—	—	
333	Machinery mfg	850	7 717	31 321	13	3	4	2	3	—	—	—	1	—	
3334	HVAC & commercial refrigeration equipment mfg	(F)	(D)	(D)	1	—	—	—	—	—	—	—	1	—	
33341	HVAC & commercial refrigeration equipment mfg	(F)	(D)	(D)	1	—	—	—	—	—	—	—	1	—	

See footnotes at end of table.

**Table 6. Counties—Employees, Payroll, and Establishments by Industry: 2003—Con.**

[Excludes most government employees, railroad employees, and self-employed persons. Size class 1 to 4 includes establishments with payroll, but no employees, during mid-March pay period. (D) denotes figures withheld to avoid disclosing data for individual companies; the data are included in broader industry totals. Detailed industries with 100 or more employees are shown if industry was not a (D). For explanation of terms, abbreviations, and data reliability/comparability, see introductory text]

NAICS code	Industry	Number of employees for week including March 12	Payroll (\$1,000)		Total number of establishments	Number of establishments by employment-size class										
			First quarter	Annual		1 to 4	5 to 9	10 to 19	20 to 49	50 to 99	100 to 249	250 to 499	500 to 999	1,000 or more		
	<b>RICE—Con.</b>															
<b>42</b>	<b>Wholesale trade</b>	<b>785</b>	<b>7 633</b>	<b>33 576</b>	<b>66</b>	<b>43</b>	<b>11</b>	<b>6</b>	<b>4</b>	<b>1</b>	—	<b>1</b>	—	—	—	
423	Merchant Wholesalers, Durable Goods	276	2 543	11 566	34	20	5	5	4	—	—	—	—	—	—	
424	Merchant Wholesalers, Nondurable Goods	501	5 037	21 659	25	16	6	1	—	1	—	1	—	—	—	
4249	Miscellaneous Nondurable Goods Merchant Wholesalers	(E)	(D)	(D)	9	6	2	—	—	—	—	1	—	—	—	
42494	Tobacco and Tobacco Product Merchant Wholesalers	(E)	(D)	(D)	1	—	—	—	—	—	—	1	—	—	—	
<b>44-45</b>	<b>Retail trade</b>	<b>2 861</b>	<b>13 237</b>	<b>55 175</b>	<b>229</b>	<b>94</b>	<b>70</b>	<b>40</b>	<b>15</b>	<b>5</b>	<b>5</b>	—	—	—	—	
441	Motor vehicle & parts dealers	407	3 004	12 411	35	11	11	7	6	—	—	—	—	—	—	
4411	Automobile dealers	220	1 673	7 307	14	7	1	1	5	—	—	—	—	—	—	
44111	New car dealers	206	1 515	6 600	8	2	—	1	5	—	—	—	—	—	—	
441110	New car dealers	206	1 515	6 600	8	2	—	1	5	—	—	—	—	—	—	
4413	Automotive parts, accessories & tire stores	117	852	3 199	16	3	9	4	—	—	—	—	—	—	—	
444	Bldg material & garden equip & supp dealers	219	1 372	7 144	26	8	11	4	3	—	—	—	—	—	—	
4441	Building material & supplies dealers	196	1 234	6 267	21	7	7	4	3	—	—	—	—	—	—	
445	Food & beverage stores	641	2 610	9 021	22	8	8	2	—	2	2	—	—	—	—	
4451	Grocery stores	566	2 383	7 974	8	3	—	1	—	2	2	—	—	—	—	
44511	Grocery (except convenience) stores	566	2 383	7 974	8	3	—	1	—	2	2	—	—	—	—	
445110	Grocery (except convenience) stores	566	2 383	7 974	8	3	—	1	—	2	2	—	—	—	—	
446	Health & personal care stores	109	458	1 908	10	5	1	1	3	—	—	—	—	—	—	
4461	Health & personal care stores	109	458	1 908	10	5	1	1	3	—	—	—	—	—	—	
447	Gasoline stations	211	751	3 247	25	6	7	12	—	—	—	—	—	—	—	
4471	Gasoline stations	211	751	3 247	25	6	7	12	—	—	—	—	—	—	—	
44711	Gasoline stations with convenience stores	197	686	2 885	22	4	6	12	—	—	—	—	—	—	—	
447110	Gasoline stations with convenience stores	197	686	2 885	22	4	6	12	—	—	—	—	—	—	—	
448	Clothing & clothing accessories stores	189	540	2 341	23	10	10	2	—	1	—	—	—	—	—	
4481	Clothing stores	154	415	1 760	16	5	9	1	—	1	—	—	—	—	—	
452	General merchandise stores	438	1 781	7 201	7	—	3	—	1	1	2	—	—	—	—	
4521	Department stores	396	1 636	6 612	3	—	—	—	—	1	2	—	—	—	—	
45211	Department stores	396	1 636	6 612	3	—	—	—	—	1	2	—	—	—	—	
452112	Discount Department Stores	396	1 636	6 612	3	—	—	—	—	1	2	—	—	—	—	
453	Miscellaneous store retailers	142	442	2 433	28	15	9	4	—	—	—	—	—	—	—	
454	Nonstore retailers	308	1 488	6 149	13	4	3	3	1	1	1	—	—	—	—	
4542	Vending machine operators	(C)	(D)	(D)	2	1	—	—	—	—	1	—	—	—	—	
45421	Vending machine operators	(C)	(D)	(D)	2	1	—	—	—	—	1	—	—	—	—	
<b>48-49</b>	<b>Transportation &amp; warehousing</b>	<b>373</b>	<b>2 478</b>	<b>11 131</b>	<b>52</b>	<b>38</b>	<b>6</b>	<b>2</b>	<b>3</b>	<b>3</b>	—	—	—	—	—	
484	Truck transportation	139	1 019	4 618	36	30	4	1	—	1	—	—	—	—	—	
4841	General freight trucking	122	955	4 017	20	14	4	1	—	1	—	—	—	—	—	
48411	General freight trucking, local	100	812	3 328	12	9	1	1	—	1	—	—	—	—	—	
484110	General freight trucking, local	100	812	3 328	12	9	1	1	—	1	—	—	—	—	—	
<b>51</b>	<b>Information</b>	<b>337</b>	<b>2 802</b>	<b>10 989</b>	<b>30</b>	<b>15</b>	<b>4</b>	<b>7</b>	<b>2</b>	<b>2</b>	—	—	—	—	—	
511	Publishing industries	143	1 142	4 738	6	1	1	2	1	1	—	—	—	—	—	
5111	Newspaper, periodical, book, database publishers	(C)	(D)	(D)	4	—	1	1	1	1	—	—	—	—	—	
51111	Newspaper publishers	(C)	(D)	(D)	3	—	—	1	1	1	—	—	—	—	—	
<b>52</b>	<b>Finance &amp; insurance</b>	<b>493</b>	<b>4 968</b>	<b>20 007</b>	<b>72</b>	<b>47</b>	<b>12</b>	<b>6</b>	<b>5</b>	<b>2</b>	—	—	—	—	—	
522	Credit intermediation & related activities	383	3 786	14 595	28	11	5	5	5	2	—	—	—	—	—	
5221	Depository credit intermediation	335	2 845	11 496	20	6	3	5	4	2	—	—	—	—	—	
52211	Commercial banking	265	2 276	9 485	16	4	3	4	4	1	—	—	—	—	—	
522110	Commercial banking	265	2 276	9 485	16	4	3	4	4	1	—	—	—	—	—	
<b>53</b>	<b>Real estate &amp; rental &amp; leasing</b>	<b>148</b>	<b>719</b>	<b>2 946</b>	<b>51</b>	<b>41</b>	<b>7</b>	<b>3</b>	—	—	—	—	—	—	—	
<b>54</b>	<b>Professional, scientific &amp; technical services</b>	<b>417</b>	<b>3 107</b>	<b>14 697</b>	<b>123</b>	<b>97</b>	<b>14</b>	<b>9</b>	<b>3</b>	—	—	—	—	—	—	
541	Professional, scientific & technical services	417	3 107	14 697	123	97	14	9	3	—	—	—	—	—	—	
<b>55</b>	<b>Management of companies &amp; enterprises</b>	<b>(B)</b>	<b>(D)</b>	<b>(D)</b>	<b>3</b>	<b>1</b>	—	<b>1</b>	<b>1</b>	—	—	—	—	—	—	
<b>56</b>	<b>Admin, support, waste mgt, remediation services</b>	<b>706</b>	<b>2 898</b>	<b>13 627</b>	<b>67</b>	<b>43</b>	<b>15</b>	<b>2</b>	<b>5</b>	<b>1</b>	<b>1</b>	—	—	—	—	
561	Administrative & support services	642	2 424	11 510	57	40	9	2	4	1	1	—	—	—	—	
5611	Office administrative services	(C)	(D)	(D)	1	—	—	—	—	—	1	—	—	—	—	
56111	Office administrative services	(C)	(D)	(D)	1	—	—	—	—	—	1	—	—	—	—	
5617	Services to buildings & dwellings	208	809	4 227	39	31	4	2	2	—	—	—	—	—	—	
56172	Janitorial services	143	536	2 346	15	11	1	1	2	—	—	—	—	—	—	
561720	Janitorial services	143	536	2 346	15	11	1	1	2	—	—	—	—	—	—	
5619	Other support services	129	468	2 159	6	1	3	—	1	1	—	—	—	—	—	
<b>61</b>	<b>Educational services</b>	<b>4 963</b>	<b>19 809</b>	<b>80 497</b>	<b>29</b>	<b>8</b>	<b>8</b>	<b>4</b>	<b>6</b>	—	<b>1</b>	—	—	—	<b>2</b>	
611	Educational services	4 963	19 809	80 497	29	8	8	4	6	—	1	—	—	—	2	
6111	Elementary & secondary schools	363	2 299	9 145	12	1	2	3	5	—	1	—	—	—	—	
61111	Elementary & secondary schools	363	2 299	9 145	12	1	2	3	5	—	1	—	—	—	—	
611110	Elementary & secondary schools	363	2 299	9 145	12	1	2	3	5	—	1	—	—	—	—	
6113	Colleges, universities & professional schools	(H)	(D)	(D)	2	—	—	—	—	—	—	—	—	—	2	
61131	Colleges, universities & professional schools	(H)	(D)	(D)	2	—	—	—	—	—	—	—	—	—	2	

See footnotes at end of table.

**Table 6. Counties—Employees, Payroll, and Establishments by Industry: 2003—Con.**

[Excludes most government employees, railroad employees, and self-employed persons. Size class 1 to 4 includes establishments with payroll, but no employees, during mid-March pay period. (D) denotes figures withheld to avoid disclosing data for individual companies; the data are included in broader industry totals. Detailed industries with 100 or more employees are shown if industry was not a (D). For explanation of terms, abbreviations, and data reliability/comparability, see introductory text]

NAICS code	Industry	Number of employees for week including March 12	Payroll (\$1,000)		Total number of establishments	Number of establishments by employment-size class								
			First quarter	Annual		1 to 4	5 to 9	10 to 19	20 to 49	50 to 99	100 to 249	250 to 499	500 to 999	1,000 or more
<b>RICE—Con.</b>														
<b>62</b>	<b>Health care and social assistance</b> .....	<b>3 371</b>	<b>21 082</b>	<b>86 012</b>	<b>141</b>	<b>47</b>	<b>43</b>	<b>27</b>	<b>9</b>	<b>5</b>	<b>7</b>	<b>3</b>	—	—
621	Ambulatory health care services .....	764	8 270	33 614	56	22	17	12	1	2	2	—	—	—
6211	Offices of physicians .....	426	4 813	21 073	13	2	6	2	—	1	2	—	—	—
62111	Offices of physicians .....	426	4 813	21 073	13	2	6	2	—	1	2	—	—	—
6212	Offices of dentists .....	163	2 207	7 654	15	4	5	5	—	1	—	—	—	—
62121	Offices of dentists .....	163	2 207	7 654	15	4	5	5	—	1	—	—	—	—
621210	Offices of dentists .....	163	2 207	7 654	15	4	5	5	—	1	—	—	—	—
6213	Offices of other health practitioners .....	115	846	3 570	23	16	3	4	—	—	—	—	—	—
622	Hospitals .....	(F)	(D)	(D)	2	—	—	—	—	—	—	2	—	—
6221	General medical & surgical hospitals .....	(F)	(D)	(D)	2	—	—	—	—	—	—	2	—	—
62211	General medical & surgical hospitals .....	(F)	(D)	(D)	2	—	—	—	—	—	—	2	—	—
623	Nursing & residential care facilities .....	1 555	6 353	25 175	54	10	18	13	5	3	4	1	—	—
6231	Nursing care facilities .....	(E)	(D)	(D)	3	—	—	—	—	—	3	—	—	—
62311	Nursing care facilities .....	(E)	(D)	(D)	3	—	—	—	—	—	3	—	—	—
6232	Residential mental retardation, health facil .....	592	2 373	9 968	38	6	16	9	4	3	—	—	—	—
62321	Residential mental retardation facilities .....	592	2 373	9 968	38	6	16	9	4	3	—	—	—	—
623210	Residential mental retardation facilities .....	592	2 373	9 968	38	6	16	9	4	3	—	—	—	—
6233	Community care facilities for the elderly .....	611	2 196	8 677	11	3	2	3	1	—	1	1	—	—
62331	Community care facilities for the elderly .....	611	2 196	8 677	11	3	2	3	1	—	1	1	—	—
623311	Continuing care retirement communities .....	549	1 998	7 679	4	1	—	—	1	—	1	1	—	—
624	Social assistance .....	(E)	(D)	(D)	29	15	8	2	3	—	1	—	—	—
6243	Vocational rehabilitation services .....	172	404	1 585	4	—	2	—	1	—	1	—	—	—
62431	Vocational rehabilitation services .....	172	404	1 585	4	—	2	—	1	—	1	—	—	—
624310	Vocational rehabilitation services .....	172	404	1 585	4	—	2	—	1	—	1	—	—	—
<b>71</b>	<b>Arts, entertainment &amp; recreation</b> .....	<b>200</b>	<b>670</b>	<b>3 365</b>	<b>22</b>	<b>9</b>	<b>6</b>	<b>4</b>	<b>3</b>	—	—	—	—	—
713	Amusement, gambling & recreation industries .....	169	569	2 971	14	4	4	3	3	—	—	—	—	—
7139	Other amusement & recreation industries .....	169	569	2 971	14	4	4	3	3	—	—	—	—	—
<b>72</b>	<b>Accommodation &amp; food services</b> .....	<b>2 079</b>	<b>5 232</b>	<b>21 737</b>	<b>102</b>	<b>21</b>	<b>14</b>	<b>29</b>	<b>29</b>	<b>8</b>	<b>1</b>	—	—	—
721	Accommodation .....	194	421	1 986	20	9	2	6	3	—	—	—	—	—
7211	Traveler accommodation .....	149	300	1 315	15	6	2	5	2	—	—	—	—	—
72111	Hotels (exc casino hotels) & motels .....	149	300	1 315	15	6	2	5	2	—	—	—	—	—
721110	Hotels (exc casino hotels) & motels .....	149	300	1 315	15	6	2	5	2	—	—	—	—	—
722	Food services & drinking places .....	1 885	4 811	19 751	82	12	12	23	26	8	1	—	—	—
7221	Full-service restaurants .....	809	1 694	7 456	36	1	7	11	14	3	—	—	—	—
72211	Full-service restaurants .....	809	1 694	7 456	36	1	7	11	14	3	—	—	—	—
722110	Full-service restaurants .....	809	1 694	7 456	36	1	7	11	14	3	—	—	—	—
7222	Limited-service eating places .....	687	1 320	5 637	29	4	2	9	11	3	—	—	—	—
72221	Limited-service eating places .....	687	1 320	5 637	29	4	2	9	11	3	—	—	—	—
722211	Limited-service restaurants .....	635	1 257	5 321	25	3	1	8	10	3	—	—	—	—
7223	Special food services .....	320	1 665	6 064	10	6	—	1	—	2	1	—	—	—
72231	Food service contractors .....	319	1 659	5 838	6	2	—	1	—	2	1	—	—	—
722310	Food service contractors .....	319	1 659	5 838	6	2	—	1	—	2	1	—	—	—
<b>81</b>	<b>Other services (except public administration)</b> .....	<b>912</b>	<b>3 802</b>	<b>17 054</b>	<b>171</b>	<b>108</b>	<b>31</b>	<b>26</b>	<b>6</b>	—	—	—	—	—
811	Repair & maintenance .....	230	1 630	6 718	51	36	7	6	2	—	—	—	—	—
8111	Automotive repair & maintenance .....	198	1 500	6 201	41	28	5	6	2	—	—	—	—	—
81111	Automotive mechanical & electrical R&M .....	121	1 019	4 191	25	18	3	2	2	—	—	—	—	—
811111	General automotive repair .....	117	1 000	4 095	21	14	3	2	2	—	—	—	—	—
812	Personal & laundry services .....	178	570	3 858	45	33	7	5	—	—	—	—	—	—
813	Religious, grantmaking, civic, prof & like organizations .....	504	1 602	6 478	75	39	17	15	4	—	—	—	—	—
8131	Religious organizations .....	218	889	3 473	38	20	11	6	1	—	—	—	—	—
81311	Religious organizations .....	218	889	3 473	38	20	11	6	1	—	—	—	—	—
813110	Religious organizations .....	218	889	3 473	38	20	11	6	1	—	—	—	—	—
8134	Civic & social organizations .....	194	440	1 836	17	3	5	8	1	—	—	—	—	—
81341	Civic & social organizations .....	194	440	1 836	17	3	5	8	1	—	—	—	—	—
813410	Civic & social organizations .....	194	440	1 836	17	3	5	8	1	—	—	—	—	—
<b>99</b>	<b>Unclassified establishments</b> .....	<b>4</b>	<b>4</b>	<b>51</b>	<b>3</b>	<b>3</b>	—	—	—	—	—	—	—	—
<b>ROCK</b>														
<b>22</b>	<b>Utilities</b> .....	<b>(A)</b>	<b>(D)</b>	<b>(D)</b>	<b>1</b>	<b>1</b>	—	—	—	—	—	—	—	—
<b>23</b>	<b>Construction</b> .....	<b>99</b>	<b>542</b>	<b>2 326</b>	<b>22</b>	<b>13</b>	<b>5</b>	<b>4</b>	—	—	—	—	—	—
<b>31-33</b>	<b>Manufacturing</b> .....	<b>391</b>	<b>2 435</b>	<b>8 351</b>	<b>15</b>	<b>4</b>	<b>5</b>	<b>3</b>	<b>2</b>	—	—	<b>1</b>	—	—
311	Food mfg .....	(E)	(D)	(D)	5	2	1	1	—	—	—	1	—	—
3116	Animal slaughtering & processing .....	(E)	(D)	(D)	3	1	1	—	—	—	—	1	—	—
31161	Animal slaughtering & processing .....	(E)	(D)	(D)	3	1	1	—	—	—	—	1	—	—
<b>42</b>	<b>Wholesale trade</b> .....	<b>141</b>	<b>1 066</b>	<b>4 511</b>	<b>19</b>	<b>7</b>	<b>5</b>	<b>7</b>	—	—	—	—	—	—
<b>44-45</b>	<b>Retail trade</b> .....	<b>571</b>	<b>1 874</b>	<b>8 310</b>	<b>44</b>	<b>18</b>	<b>13</b>	<b>6</b>	<b>5</b>	<b>1</b>	<b>1</b>	—	—	—
445	Food & beverage stores .....	228	514	2 385	6	2	1	1	—	1	1	—	—	—
4451	Grocery stores .....	(C)	(D)	(D)	4	—	1	1	—	1	1	—	—	—
44511	Grocery (except convenience) stores .....	(C)	(D)	(D)	2	—	—	—	—	1	1	—	—	—
<b>48-49</b>	<b>Transportation &amp; warehousing</b> .....	<b>(B)</b>	<b>(D)</b>	<b>(D)</b>	<b>8</b>	<b>6</b>	<b>1</b>	—	<b>1</b>	—	—	—	—	—

See footnotes at end of table.



**Table 6. Counties—Employees, Payroll, and Establishments by Industry: 2003—Con.**

[Excludes most government employees, railroad employees, and self-employed persons. Size class 1 to 4 includes establishments with payroll, but no employees, during mid-March pay period. (D) denotes figures withheld to avoid disclosing data for individual companies; the data are included in broader industry totals. Detailed industries with 100 or more employees are shown if industry was not a (D). For explanation of terms, abbreviations, and data reliability/comparability, see introductory text]

NAICS code	Industry	Number of employees for week including March 12	Payroll (\$1,000)		Total number of establishments	Number of establishments by employment-size class								
			First quarter	Annual		1 to 4	5 to 9	10 to 19	20 to 49	50 to 99	100 to 249	250 to 499	500 to 999	1,000 or more
<b>ROCK—Con.</b>														
51	<b>Information</b> .....	86	1 006	3 769	8	5	—	2	1	—	—	—	—	—
52	<b>Finance &amp; insurance</b> .....	277	2 541	9 879	28	17	6	1	3	—	1	—	—	—
522	Credit intermediation & related activities .....	104	830	3 033	9	4	2	—	3	—	—	—	—	—
5221	Depository credit intermediation .....	104	830	3 033	9	4	2	—	3	—	—	—	—	—
52211	Commercial banking .....	104	830	3 033	9	4	2	—	3	—	—	—	—	—
522110	Commercial banking .....	104	830	3 033	9	4	2	—	3	—	—	—	—	—
524	Insurance carriers & related activities .....	170	1 673	6 556	14	8	4	1	—	—	1	—	—	—
5241	Insurance carriers .....	(C)	(D)	(D)	2	—	1	—	—	—	1	—	—	—
52412	Other direct insurance carriers .....	(C)	(D)	(D)	2	—	1	—	—	—	1	—	—	—
53	<b>Real estate &amp; rental &amp; leasing</b> .....	27	58	259	7	6	—	1	—	—	—	—	—	—
54	<b>Professional, scientific &amp; technical services</b> .....	(B)	(D)	(D)	15	13	1	1	—	—	—	—	—	—
56	<b>Admin, support, waste mgt, remediation services</b> .....	66	263	1 034	15	10	3	1	1	—	—	—	—	—
61	<b>Educational services</b> .....	(B)	(D)	(D)	2	1	—	—	—	—	1	—	—	—
62	<b>Health care and social assistance</b> .....	449	2 311	9 168	18	10	2	2	1	1	2	—	—	—
622	Hospitals .....	(C)	(D)	(D)	1	—	—	—	—	—	1	—	—	—
6221	General medical & surgical hospitals .....	(C)	(D)	(D)	1	—	—	—	—	—	1	—	—	—
62211	General medical & surgical hospitals .....	(C)	(D)	(D)	1	—	—	—	—	—	1	—	—	—
623	Nursing & residential care facilities .....	232	1 012	4 189	5	—	1	1	1	1	1	—	—	—
6231	Nursing care facilities .....	(C)	(D)	(D)	2	—	—	—	—	—	1	1	—	—
62311	Nursing care facilities .....	(C)	(D)	(D)	2	—	—	—	—	—	1	1	—	—
71	<b>Arts, entertainment &amp; recreation</b> .....	10	28	166	5	5	—	—	—	—	—	—	—	—
72	<b>Accommodation &amp; food services</b> .....	311	477	2 046	20	7	1	5	7	—	—	—	—	—
722	Food services & drinking places .....	(E)	(D)	(D)	18	6	1	4	7	—	—	—	—	—
7221	Full-service restaurants .....	122	202	885	5	—	—	1	4	—	—	—	—	—
72211	Full-service restaurants .....	122	202	885	5	—	—	1	4	—	—	—	—	—
722110	Full-service restaurants .....	122	202	885	5	—	—	1	4	—	—	—	—	—
7222	Limited-service eating places .....	149	211	908	11	6	—	2	3	—	—	—	—	—
72221	Limited-service eating places .....	149	211	908	11	6	—	2	3	—	—	—	—	—
81	<b>Other services (except public administration)</b> .....	206	600	2 721	42	26	10	5	1	—	—	—	—	—
813	Religious, grantmaking, civic, prof & like organizations .....	114	215	913	25	16	5	4	—	—	—	—	—	—
99	<b>Unclassified establishments</b> .....	1	2	30	4	4	—	—	—	—	—	—	—	—
<b>ROSEAU</b>														
	<b>Total</b> .....	7 721	54 274	215 072	414	240	84	43	34	9	1	1	—	2
11	<b>Forestry, fishing, hunting, and agriculture support</b> .....	(A)	(D)	(D)	6	6	—	—	—	—	—	—	—	—
22	<b>Utilities</b> .....	(B)	(D)	(D)	2	1	—	—	1	—	—	—	—	—
23	<b>Construction</b> .....	75	340	2 274	46	42	3	1	—	—	—	—	—	—
31-33	<b>Manufacturing</b> .....	4 342	40 061	153 705	23	11	4	—	5	1	—	—	—	2
321	Wood product mfg .....	(H)	(D)	(D)	3	—	—	—	2	—	—	—	—	1
3219	Other wood product mfg .....	(H)	(D)	(D)	3	—	—	—	2	—	—	—	—	1
32191	Millwork .....	(H)	(D)	(D)	2	—	—	—	1	—	—	—	—	1
333	Machinery mfg .....	(C)	(D)	(D)	2	—	—	—	1	1	—	—	—	—
3334	HVAC & commercial refrigeration equipment mfg .....	(C)	(D)	(D)	2	—	—	—	1	1	—	—	—	—
33341	HVAC & commercial refrigeration equipment mfg .....	(C)	(D)	(D)	2	—	—	—	1	1	—	—	—	—
336	Transportation equipment mfg .....	(G)	(D)	(D)	5	1	1	—	2	—	—	—	—	1
3369	Other transportation equipment mfg .....	(G)	(D)	(D)	3	—	—	—	2	—	—	—	—	1
33699	Other transportation equipment mfg .....	(G)	(D)	(D)	3	—	—	—	2	—	—	—	—	1
42	<b>Wholesale trade</b> .....	59	388	1 677	9	7	1	—	1	—	—	—	—	—
44-45	<b>Retail trade</b> .....	772	2 891	12 874	91	48	20	11	9	3	—	—	—	—
441	Motor vehicle & parts dealers .....	113	737	3 209	17	9	4	2	2	—	—	—	—	—
444	Bldg material & garden equip & supp dealers .....	137	284	2 309	13	6	5	—	1	1	—	—	—	—
445	Food & beverage stores .....	131	427	1 843	12	8	2	—	1	1	—	—	—	—
4451	Grocery stores .....	(C)	(D)	(D)	8	5	1	—	1	1	—	—	—	—
44511	Grocery (except convenience) stores .....	115	382	1 555	6	3	1	—	1	1	—	—	—	—
445110	Grocery (except convenience) stores .....	115	382	1 555	6	3	1	—	1	1	—	—	—	—
447	Gasoline stations .....	157	622	2 285	15	7	1	4	3	—	—	—	—	—
4471	Gasoline stations .....	157	622	2 285	15	7	1	4	3	—	—	—	—	—
44711	Gasoline stations with convenience stores .....	131	500	1 798	9	2	1	3	3	—	—	—	—	—
447110	Gasoline stations with convenience stores .....	131	500	1 798	9	2	1	3	3	—	—	—	—	—
452	General merchandise stores .....	104	270	1 178	5	—	2	1	1	1	—	—	—	—
4529	Other general merchandise stores .....	104	270	1 178	5	—	2	1	1	1	—	—	—	—
45299	All other general merchandise stores .....	104	270	1 178	5	—	2	1	1	1	—	—	—	—
452990	All other general merchandise stores .....	104	270	1 178	5	—	2	1	1	1	—	—	—	—
48-49	<b>Transportation &amp; warehousing</b> .....	140	810	3 914	16	11	1	1	3	—	—	—	—	—
484	Truck transportation .....	101	667	3 511	13	9	1	1	2	—	—	—	—	—

See footnotes at end of table.

**Table 6. Counties—Employees, Payroll, and Establishments by Industry: 2003—Con.**

[Excludes most government employees, railroad employees, and self-employed persons. Size class 1 to 4 includes establishments with payroll, but no employees, during mid-March pay period. (D) denotes figures withheld to avoid disclosing data for individual companies; the data are included in broader industry totals. Detailed industries with 100 or more employees are shown if industry was not a (D). For explanation of terms, abbreviations, and data reliability/comparability, see introductory text]

NAICS code	Industry	Number of employees for week including March 12	Payroll (\$1,000)		Total number of establishments	Number of establishments by employment-size class								
			First quarter	Annual		1 to 4	5 to 9	10 to 19	20 to 49	50 to 99	100 to 249	250 to 499	500 to 999	1,000 or more
<b>ROSEAU—Con.</b>														
<b>51</b>	<b>Information</b>	<b>91</b>	<b>244</b>	<b>1 050</b>	<b>7</b>	<b>2</b>	<b>1</b>	<b>3</b>	<b>1</b>	—	—	—	—	—
<b>52</b>	<b>Finance &amp; insurance</b>	<b>187</b>	<b>1 337</b>	<b>6 093</b>	<b>18</b>	<b>10</b>	<b>4</b>	—	<b>2</b>	<b>2</b>	—	—	—	—
522	Credit intermediation & related activities	(C)	(D)	(D)	6	1	1	—	2	2	—	—	—	—
5221	Depository credit intermediation	150	1 102	5 226	4	—	—	—	2	2	—	—	—	—
52211	Commercial banking	150	1 102	5 226	4	—	—	—	2	2	—	—	—	—
522110	Commercial banking	150	1 102	5 226	4	—	—	—	2	2	—	—	—	—
<b>53</b>	<b>Real estate &amp; rental &amp; leasing</b>	<b>44</b>	<b>63</b>	<b>321</b>	<b>13</b>	<b>10</b>	<b>3</b>	—	—	—	—	—	—	—
<b>54</b>	<b>Professional, scientific &amp; technical services</b>	<b>95</b>	<b>457</b>	<b>1 785</b>	<b>22</b>	<b>12</b>	<b>8</b>	<b>2</b>	—	—	—	—	—	—
<b>56</b>	<b>Admin. support, waste mgt, remediation services</b>	<b>106</b>	<b>377</b>	<b>2 452</b>	<b>13</b>	<b>9</b>	<b>2</b>	<b>1</b>	—	<b>1</b>	—	—	—	—
561	Administrative & support services	(C)	(D)	(D)	11	7	2	1	—	1	—	—	—	—
<b>62</b>	<b>Health care and social assistance</b>	<b>819</b>	<b>4 375</b>	<b>16 559</b>	<b>36</b>	<b>13</b>	<b>12</b>	<b>5</b>	<b>3</b>	<b>2</b>	—	<b>1</b>	—	—
622	Hospitals	(E)	(D)	(D)	1	—	—	—	—	—	—	1	—	—
6221	General medical & surgical hospitals	(E)	(D)	(D)	1	—	—	—	—	—	—	1	—	—
62211	General medical & surgical hospitals	(E)	(D)	(D)	1	—	—	—	—	—	—	1	—	—
623	Nursing & residential care facilities	(C)	(D)	(D)	11	5	2	2	1	1	—	—	—	—
624	Social assistance	190	633	2 273	10	3	3	1	2	1	—	—	—	—
6241	Individual & family services	(C)	(D)	(D)	7	2	2	1	1	1	—	—	—	—
62419	Other individual & family services	100	492	1 653	5	1	2	1	—	1	—	—	—	—
624190	Other individual & family services	100	492	1 653	5	1	2	1	—	1	—	—	—	—
<b>71</b>	<b>Arts, entertainment &amp; recreation</b>	<b>(C)</b>	<b>(D)</b>	<b>(D)</b>	<b>12</b>	<b>9</b>	<b>2</b>	—	—	—	<b>1</b>	—	—	—
713	Amusement, gambling & recreation industries	(C)	(D)	(D)	7	4	2	—	—	—	1	—	—	—
7132	Gambling industries	(C)	(D)	(D)	1	—	—	—	—	—	1	—	—	—
71321	Casinos (except hotel casinos)	(C)	(D)	(D)	1	—	—	—	—	—	1	—	—	—
<b>72</b>	<b>Accommodation &amp; food services</b>	<b>539</b>	<b>896</b>	<b>3 618</b>	<b>40</b>	<b>5</b>	<b>11</b>	<b>15</b>	<b>9</b>	—	—	—	—	—
722	Food services & drinking places	461	718	2 834	34	5	10	10	9	—	—	—	—	—
7221	Full-service restaurants	226	381	1 292	16	3	2	7	4	—	—	—	—	—
72211	Full-service restaurants	226	381	1 292	16	3	2	7	4	—	—	—	—	—
722110	Full-service restaurants	226	381	1 292	16	3	2	7	4	—	—	—	—	—
7222	Limited-service eating places	177	242	1 189	10	1	2	2	5	—	—	—	—	—
72221	Limited-service eating places	177	242	1 189	10	1	2	2	5	—	—	—	—	—
722211	Limited-service restaurants	177	242	1 189	10	1	2	2	5	—	—	—	—	—
<b>81</b>	<b>Other services (except public administration)</b>	<b>214</b>	<b>698</b>	<b>2 937</b>	<b>57</b>	<b>41</b>	<b>12</b>	<b>4</b>	—	—	—	—	—	—
813	Religious, grantmaking, civic, prof & like organizations	112	282	1 144	29	20	8	1	—	—	—	—	—	—
<b>99</b>	<b>Unclassified establishments</b>	<b>4</b>	<b>21</b>	<b>102</b>	<b>3</b>	<b>3</b>	—	—	—	—	—	—	—	—
<b>ST. LOUIS</b>														
	<b>Total</b>	<b>79 999</b>	<b>555 201</b>	<b>2 233 275</b>	<b>5 516</b>	<b>2 696</b>	<b>1 259</b>	<b>786</b>	<b>516</b>	<b>142</b>	<b>90</b>	<b>17</b>	<b>6</b>	<b>4</b>
<b>11</b>	<b>Forestry, fishing, hunting, and agriculture support</b>	<b>289</b>	<b>2 125</b>	<b>7 206</b>	<b>48</b>	<b>23</b>	<b>16</b>	<b>7</b>	<b>2</b>	—	—	—	—	—
113	Forestry and logging	(E)	(D)	(D)	44	21	14	7	2	—	—	—	—	—
1133	Logging	266	2 042	6 785	43	20	14	7	2	—	—	—	—	—
11331	Logging	266	2 042	6 785	43	20	14	7	2	—	—	—	—	—
113310	Logging	266	2 042	6 785	43	20	14	7	2	—	—	—	—	—
<b>21</b>	<b>Mining</b>	<b>3 222</b>	<b>54 418</b>	<b>156 005</b>	<b>12</b>	<b>3</b>	<b>1</b>	<b>2</b>	<b>1</b>	—	<b>1</b>	<b>2</b>	<b>1</b>	<b>1</b>
212	Mining (except oil & gas)	3 222	54 418	156 005	12	3	1	2	1	—	1	2	1	1
2122	Metal ore mining	3 187	54 117	154 031	7	1	—	—	1	—	1	2	1	1
21221	Iron ore mining	3 187	54 117	154 031	7	1	—	—	1	—	1	2	1	1
212210	Iron ore mining	3 187	54 117	154 031	7	1	—	—	1	—	1	2	1	1
<b>22</b>	<b>Utilities</b>	<b>1 006</b>	<b>17 453</b>	<b>58 967</b>	<b>21</b>	<b>9</b>	<b>3</b>	<b>1</b>	<b>4</b>	<b>1</b>	<b>2</b>	<b>1</b>	—	—
221	Utilities	1 006	17 453	58 967	21	9	3	1	4	1	2	1	—	—
2211	Elec pwr generation, transmn & distribution	(F)	(D)	(D)	15	5	2	—	4	1	2	1	—	—
22111	Electric power generation	(E)	(D)	(D)	12	5	2	—	3	—	2	—	—	—
22112	Electric pwr transmn, control & distribution	(F)	(D)	(D)	3	—	—	—	1	1	—	1	—	—
<b>23</b>	<b>Construction</b>	<b>3 344</b>	<b>25 943</b>	<b>142 024</b>	<b>548</b>	<b>360</b>	<b>107</b>	<b>44</b>	<b>29</b>	<b>5</b>	<b>3</b>	—	—	—
236	Construction of Buildings	780	5 439	25 973	169	115	37	9	8	—	—	—	—	—
2361	Residential Building Construction	541	2 700	14 607	153	111	33	7	2	—	—	—	—	—
23611	Residential Building Construction	541	2 700	14 607	153	111	33	7	2	—	—	—	—	—
236115	New Single-Family Housing Construction (except Operative Builders)	349	1 686	9 155	107	77	26	3	1	—	—	—	—	—
236118	Residential Remodelers	127	633	3 510	40	31	5	4	—	—	—	—	—	—
2362	Nonresidential Building Construction	239	2 739	11 366	16	4	4	2	6	—	—	—	—	—
23622	Commercial and Institutional Building Construction	239	2 739	11 366	16	4	4	2	6	—	—	—	—	—
236220	Commercial and Institutional Building Construction	239	2 739	11 366	16	4	4	2	6	—	—	—	—	—
237	Heavy and Civil Engineering Construction	242	2 012	21 871	38	26	5	3	3	1	—	—	—	—
2371	Utility System Construction	130	1 043	8 273	17	10	4	1	1	1	—	—	—	—
2373	Highway, Street, and Bridge Construction	101	901	12 636	15	10	1	2	2	—	—	—	—	—
23731	Highway, Street, and Bridge Construction	101	901	12 636	15	10	1	2	2	—	—	—	—	—
237310	Highway, Street, and Bridge Construction	101	901	12 636	15	10	1	2	2	—	—	—	—	—

See footnotes at end of table.

**Table 6. Counties—Employees, Payroll, and Establishments by Industry: 2003—Con.**

[Excludes most government employees, railroad employees, and self-employed persons. Size class 1 to 4 includes establishments with payroll, but no employees, during mid-March pay period. (D) denotes figures withheld to avoid disclosing data for individual companies; the data are included in broader industry totals. Detailed industries with 100 or more employees are shown if industry was not a (D). For explanation of terms, abbreviations, and data reliability/comparability, see introductory text]

NAICS code	Industry	Number of employees for week including March 12	Payroll (\$1,000)		Total number of establishments	Number of establishments by employment-size class								
			First quarter	Annual		1 to 4	5 to 9	10 to 19	20 to 49	50 to 99	100 to 249	250 to 499	500 to 999	1,000 or more
<b>ST. LOUIS—Con.</b>														
<b>23 Construction—Con.</b>														
238	Specialty Trade Contractors .....	2 322	18 492	94 180	341	219	65	32	18	4	3	-	-	-
2381	Foundation, Structure, and Building Exterior Contractors .....	539	3 658	19 931	78	49	15	8	4	1	1	-	-	-
23814	Masonry Contractors .....	216	1 786	8 457	19	13	2	1	2	-	1	-	-	-
238140	Masonry Contractors .....	216	1 786	8 457	19	13	2	1	2	-	1	-	-	-
23816	Roofing Contractors .....	117	878	4 584	11	4	3	3	-	1	-	-	-	-
238160	Roofing Contractors .....	117	878	4 584	11	4	3	3	-	1	-	-	-	-
2382	Building Equipment Contractors .....	1 276	11 736	56 913	122	64	28	16	9	3	2	-	-	-
23821	Electrical Contractors .....	471	4 213	19 028	48	30	8	6	2	1	1	-	-	-
238210	Electrical Contractors .....	471	4 213	19 028	48	30	8	6	2	1	1	-	-	-
23822	Plumbing, Heating, and Air-Conditioning Contractors .....	682	6 116	32 002	63	32	16	7	5	2	1	-	-	-
238220	Plumbing, Heating, and Air-Conditioning Contractors .....	682	6 116	32 002	63	32	16	7	5	2	1	-	-	-
23829	Other Building Equipment Contractors .....	123	1 407	5 883	11	2	4	3	2	-	-	-	-	-
238290	Other Building Equipment Contractors .....	123	1 407	5 883	11	2	4	3	2	-	-	-	-	-
2383	Building Finishing Contractors .....	372	2 453	11 897	70	46	13	6	5	-	-	-	-	-
23831	Drywall and Insulation Contractors .....	116	879	3 865	12	6	3	1	2	-	-	-	-	-
238310	Drywall and Insulation Contractors .....	116	879	3 865	12	6	3	1	2	-	-	-	-	-
2389	Other Specialty Trade Contractors .....	135	645	5 439	71	60	9	2	-	-	-	-	-	-
<b>31-33 Manufacturing .....</b>														
311	Food mfg .....	617	5 121	16 733	22	5	4	9	2	1	-	1	-	-
3114	Fruit & veg preserving & specialty food mfg ....	(E)	(D)	(D)	2	-	-	1	-	-	-	1	-	-
31141	Frozen food mfg .....	(E)	(D)	(D)	1	-	-	-	-	-	-	1	-	-
3118	Bakeries & tortilla mfg .....	173	517	2 159	14	2	4	6	2	-	-	-	-	-
31181	Bread & bakery product mfg .....	(C)	(D)	(D)	13	2	4	5	2	-	-	-	-	-
311811	Retail bakeries .....	110	386	1 574	10	1	4	4	1	-	-	-	-	-
315	Apparel manufacturing .....	212	954	3 840	5	1	-	-	3	-	1	-	-	-
3152	Cut & sew apparel mfg .....	(C)	(D)	(D)	4	1	-	-	2	-	1	-	-	-
31522	Men's, boys' cut & sew apparel mfg .....	(C)	(D)	(D)	2	-	-	-	1	-	1	-	-	-
321	Wood product mfg .....	645	5 559	23 227	19	3	6	3	3	2	2	-	-	-
3212	Veneer, plywood & engineered wood product mfg .....	372	3 875	15 544	4	-	1	1	-	-	2	-	-	-
32121	Veneer, plywood & engineered wood product mfg .....	372	3 875	15 544	4	-	1	1	-	-	2	-	-	-
3219	Other wood product mfg .....	217	1 386	6 163	9	2	2	1	2	2	-	-	-	-
32191	Millwork .....	(C)	(D)	(D)	4	1	1	-	1	1	-	-	-	-
322	Paper mfg .....	(E)	(D)	(D)	3	-	-	1	1	-	-	1	-	-
3221	Pulp, paper & paperboard mills .....	(E)	(D)	(D)	2	-	-	-	1	-	-	1	-	-
32212	Paper mills .....	(E)	(D)	(D)	1	-	-	-	-	-	-	1	-	-
323	Printing & related support activities .....	243	1 756	6 260	22	10	4	4	3	1	-	-	-	-
3231	Printing & related support activities .....	243	1 756	6 260	22	10	4	4	3	1	-	-	-	-
32311	Printing .....	(C)	(D)	(D)	19	9	3	3	3	1	-	-	-	-
323110	Commercial lithographic printing .....	136	1 077	3 544	7	3	-	1	2	1	-	-	-	-
325	Chemical mfg .....	274	2 427	9 579	13	5	-	2	5	1	-	-	-	-
3259	Other chemical product & preparation mfg .....	(C)	(D)	(D)	3	-	-	1	1	1	-	-	-	-
326	Plastics & rubber products mfg .....	194	1 060	4 267	9	4	1	2	1	-	1	-	-	-
3261	Plastics product mfg .....	(C)	(D)	(D)	6	2	1	1	1	-	1	-	-	-
32619	Other plastics product mfg .....	(C)	(D)	(D)	3	-	1	-	1	-	1	-	-	-
331	Primary metal mfg .....	272	2 642	10 557	5	-	-	1	2	1	1	-	-	-
3315	Foundries .....	(C)	(D)	(D)	3	-	-	1	-	1	1	-	-	-
33151	Ferrous metal foundries .....	(C)	(D)	(D)	3	-	-	1	-	1	1	-	-	-
332	Fabricated metal product mfg .....	730	5 944	24 785	38	15	7	6	7	1	2	-	-	-
3323	Architectural & structural metals mfg .....	146	1 225	5 333	13	5	3	2	3	-	-	-	-	-
3324	Boiler, tank & shipping container mfg .....	(C)	(D)	(D)	1	-	-	-	-	-	1	-	-	-
33241	Power boiler & heat exchanger mfg .....	(C)	(D)	(D)	1	-	-	-	-	-	1	-	-	-
3327	Mach shops, turn prod, screw, nut, bolt mfg ....	135	957	4 332	11	7	1	-	2	1	-	-	-	-
33271	Machine shops .....	(C)	(D)	(D)	10	6	1	-	2	1	-	-	-	-
3329	Other fabricated metal product mfg .....	195	1 639	6 733	5	1	1	1	1	-	1	-	-	-
33299	All other fabricated metal product mfg .....	(C)	(D)	(D)	4	1	-	1	1	-	1	-	-	-
333	Machinery mfg .....	695	8 607	25 796	16	5	2	4	2	1	1	1	-	-
3332	Industrial machinery mfg .....	(C)	(D)	(D)	2	1	-	-	-	-	1	-	-	-
33329	Other industrial machinery mfg .....	(C)	(D)	(D)	2	1	-	-	-	-	1	-	-	-
3335	Metalworking machinery mfg .....	433	4 408	13 337	4	1	-	1	-	1	-	1	-	-
33351	Metalworking machinery mfg .....	433	4 408	13 337	4	1	-	1	-	1	-	1	-	-
334	Computer & electronic product mfg .....	620	3 697	13 480	10	3	2	1	2	1	-	1	-	-
3344	Semiconductor & oth electronic component mfg .....	541	2 703	9 371	3	-	-	-	1	1	-	1	-	-
33441	Semiconductor & oth electronic component mfg .....	541	2 703	9 371	3	-	-	-	1	1	-	1	-	-
336	Transportation equipment mfg .....	(F)	(D)	(D)	7	-	4	2	-	-	-	-	1	-
3364	Aerospace product & parts mfg .....	(F)	(D)	(D)	3	-	-	2	-	-	-	-	1	-
33641	Aerospace product & parts mfg .....	(F)	(D)	(D)	3	-	-	2	-	-	-	-	1	-
339	Miscellaneous mfg .....	147	905	4 265	25	14	6	4	1	-	-	-	-	-
3399	Other miscellaneous mfg .....	130	757	3 610	18	9	4	4	1	-	-	-	-	-

See footnotes at end of table.

**Table 6. Counties—Employees, Payroll, and Establishments by Industry: 2003—Con.**

[Excludes most government employees, railroad employees, and self-employed persons. Size class 1 to 4 includes establishments with payroll, but no employees, during mid-March pay period. (D) denotes figures withheld to avoid disclosing data for individual companies; the data are included in broader industry totals. Detailed industries with 100 or more employees are shown if industry was not a (D). For explanation of terms, abbreviations, and data reliability/comparability, see introductory text]

NAICS code	Industry	Number of employees for week including March 12	Payroll (\$1,000)		Total number of establishments	Number of establishments by employment-size class									
			First quarter	Annual		1 to 4	5 to 9	10 to 19	20 to 49	50 to 99	100 to 249	250 to 499	500 to 999	1,000 or more	
<b>ST. LOUIS—Con.</b>															
<b>42</b>	<b>Wholesale trade</b>	<b>2 376</b>	<b>20 201</b>	<b>86 381</b>	<b>252</b>	<b>117</b>	<b>56</b>	<b>51</b>	<b>20</b>	<b>8</b>	—	—	—	—	
423	Merchant Wholesalers, Durable Goods	1 437	13 764	56 963	163	68	42	39	10	4	—	—	—	—	
4231	Motor Vehicle and Motor Vehicle Parts and Supplies Merchant Wholesalers	148	1 333	5 543	15	4	4	6	1	—	—	—	—	—	
4233	Lumber and Other Construction Materials Merchant Wholesalers	117	1 013	4 920	12	3	5	3	1	—	—	—	—	—	
4234	Professional and Commercial Equipment and Supplies Merchant Wholesalers	(C)	(D)	(D)	12	2	5	3	2	—	—	—	—	—	
4236	Electrical and Electronic Goods Merchant Wholesalers	236	2 023	7 999	12	1	5	2	2	2	—	—	—	—	
42361	Electrical Apparatus and Equipment, Wiring Supplies, and Related Equipme	165	1 644	6 580	8	—	3	2	2	1	—	—	—	—	
423610	Electrical Apparatus and Equipment, Wiring Supplies, and Related Equipme	165	1 644	6 580	8	—	3	2	2	1	—	—	—	—	
4237	Hardware, and Plumbing and Heating Equipment and Supplies Merchant Whole	111	1 100	4 307	11	4	3	3	1	—	—	—	—	—	
4238	Machinery, Equipment, and Supplies Merchant Wholesalers	540	5 935	24 105	64	27	17	16	2	2	—	—	—	—	
42381	Construction and Mining (except Oil Well) Machinery and Equipment Mercha	271	3 635	13 977	21	7	5	5	2	2	—	—	—	—	
423810	Construction and Mining (except Oil Well) Machinery and Equipment Mercha	271	3 635	13 977	21	7	5	5	2	2	—	—	—	—	
42383	Industrial Machinery and Equipment Merchant Wholesalers	161	1 274	5 852	22	8	7	7	—	—	—	—	—	—	
423830	Industrial Machinery and Equipment Merchant Wholesalers	161	1 274	5 852	22	8	7	7	—	—	—	—	—	—	
4239	Miscellaneous Durable Goods Merchant Wholesalers	(C)	(D)	(D)	28	21	2	4	1	—	—	—	—	—	
424	Merchant Wholesalers, Nondurable Goods	907	6 216	28 228	72	35	11	12	10	4	—	—	—	—	
4241	Paper and Paper Product Merchant Wholesalers	187	968	4 030	14	6	4	1	1	2	—	—	—	—	
42413	Industrial and Personal Service Paper Merchant Wholesalers	111	422	1 763	8	3	2	1	1	1	—	—	—	—	
424130	Industrial and Personal Service Paper Merchant Wholesalers	111	422	1 763	8	3	2	1	1	1	—	—	—	—	
4244	Grocery and Related Product Wholesalers	294	2 189	9 138	23	12	3	4	3	1	—	—	—	—	
42449	Other Grocery and Related Products Merchant Wholesalers	229	1 884	7 927	12	4	1	4	2	1	—	—	—	—	
424490	Other Grocery and Related Products Merchant Wholesalers	229	1 884	7 927	12	4	1	4	2	1	—	—	—	—	
4247	Petroleum and Petroleum Products Merchant Wholesalers	164	1 000	4 579	9	4	1	1	2	1	—	—	—	—	
42471	Petroleum Bulk Stations and Terminals	(C)	(D)	(D)	7	3	1	—	2	1	—	—	—	—	
4248	Beer, Wine, and Distilled Alcoholic Beverage Merchant Wholesalers	101	896	4 691	7	1	1	4	1	—	—	—	—	—	
<b>44-45</b>	<b>Retail trade</b>	<b>12 476</b>	<b>56 746</b>	<b>234 137</b>	<b>1 010</b>	<b>411</b>	<b>308</b>	<b>170</b>	<b>76</b>	<b>26</b>	<b>17</b>	<b>2</b>	—	—	
441	Motor vehicle & parts dealers	1 399	10 277	44 855	124	63	22	18	15	6	—	—	—	—	
4411	Automobile dealers	766	5 833	27 424	36	17	3	2	8	6	—	—	—	—	
44111	New car dealers	741	5 751	27 068	23	5	2	2	8	6	—	—	—	—	
441110	New car dealers	741	5 751	27 068	23	5	2	2	8	6	—	—	—	—	
4412	Other motor vehicle dealers	194	1 719	6 190	25	16	1	4	4	—	—	—	—	—	
44122	Motorcycle & boat & other MV dealers	(C)	(D)	(D)	21	14	1	3	3	—	—	—	—	—	
4413	Automotive parts, accessories & tire stores	439	2 725	11 241	63	30	18	12	3	—	—	—	—	—	
44131	Automotive parts, accessories & tire stores	310	1 603	6 898	48	25	14	7	2	—	—	—	—	—	
441310	Automotive parts, accessories & tire stores	310	1 603	6 898	48	25	14	7	2	—	—	—	—	—	
44132	Tire dealers	129	1 122	4 343	15	5	4	5	1	—	—	—	—	—	
441320	Tire dealers	129	1 122	4 343	15	5	4	5	1	—	—	—	—	—	
442	Furniture & home furnishing stores	378	1 924	8 592	43	21	10	9	2	1	—	—	—	—	
4421	Furniture stores	246	1 243	5 674	18	5	6	4	2	1	—	—	—	—	
44211	Furniture stores	246	1 243	5 674	18	5	6	4	2	1	—	—	—	—	
442110	Furniture stores	246	1 243	5 674	18	5	6	4	2	1	—	—	—	—	
4422	Home furnishings stores	132	681	2 918	25	16	4	5	—	—	—	—	—	—	
443	Electronics & appliance stores	424	2 459	10 327	37	14	11	8	3	—	1	—	—	—	
4431	Electronics & appliance stores	424	2 459	10 327	37	14	11	8	3	—	1	—	—	—	
44311	Appliance, TV & all other electronics stores	332	1 890	7 865	24	10	6	4	3	—	1	—	—	—	
443112	Radio, television & other electronics stores	238	1 426	5 921	14	6	3	2	2	—	1	—	—	—	
444	Bldg material & garden equip & supp dealers	1 025	6 540	25 551	85	34	20	22	5	2	2	—	—	—	
4441	Building material & supplies dealers	981	6 397	24 809	74	27	18	20	5	2	2	—	—	—	
44411	Home centers	450	3 013	10 798	10	1	2	3	1	1	2	—	—	—	
444110	Home centers	450	3 013	10 798	10	1	2	3	1	1	2	—	—	—	
44413	Hardware stores	186	797	3 641	17	4	6	5	1	1	—	—	—	—	
444130	Hardware stores	186	797	3 641	17	4	6	5	1	1	—	—	—	—	
44419	Other building material dealers	304	2 340	9 409	38	17	7	11	3	—	—	—	—	—	
444190	Other building material dealers	304	2 340	9 409	38	17	7	11	3	—	—	—	—	—	
445	Food & beverage stores	2 008	7 452	31 453	116	54	26	12	14	5	5	—	—	—	
4451	Grocery stores	1 590	6 350	26 693	48	13	6	7	13	4	5	—	—	—	
44511	Grocery (except convenience) stores	1 589	6 349	26 648	43	8	6	7	13	4	5	—	—	—	
445110	Grocery (except convenience) stores	1 589	6 349	26 648	43	8	6	7	13	4	5	—	—	—	
4453	Beer, wine & liquor stores	372	928	3 859	55	30	19	4	1	1	—	—	—	—	
44531	Beer, wine & liquor stores	372	928	3 859	55	30	19	4	1	1	—	—	—	—	
445310	Beer, wine & liquor stores	372	928	3 859	55	30	19	4	1	1	—	—	—	—	

See footnotes at end of table.

**Table 6. Counties—Employees, Payroll, and Establishments by Industry: 2003—Con.**

[Excludes most government employees, railroad employees, and self-employed persons. Size class 1 to 4 includes establishments with payroll, but no employees, during mid-March pay period. (D) denotes figures withheld to avoid disclosing data for individual companies; the data are included in broader industry totals. Detailed industries with 100 or more employees are shown if industry was not a (D). For explanation of terms, abbreviations, and data reliability/comparability, see introductory text]

NAICS code	Industry	Number of employees for week including March 12	Payroll (\$1,000)		Total number of establishments	Number of establishments by employment-size class																			
			First quarter	Annual		1 to 4	5 to 9	10 to 19	20 to 49	50 to 99	100 to 249	250 to 499	500 to 999	1,000 or more											
<b>ST. LOUIS—Con.</b>																									
<b>44-45 Retail trade—Con.</b>																									
446	Health & personal care stores	753	4 108	16 786	74	29	24	11	8	2	—	—	—	—	—	—	—								
4461	Health & personal care stores	753	4 108	16 786	74	29	24	11	8	2	—	—	—	—	—	—	—								
44611	Pharmacies & drug stores	490	2 904	11 960	32	7	12	6	5	2	—	—	—	—	—	—	—								
446110	Pharmacies & drug stores	490	2 904	11 960	32	7	12	6	5	2	—	—	—	—	—	—	—								
44613	Optical goods stores	103	490	1 924	19	10	7	1	1	—	—	—	—	—	—	—	—								
446130	Optical goods stores	103	490	1 924	19	10	7	1	1	—	—	—	—	—	—	—	—								
44619	Other health & personal care stores	106	627	2 529	19	11	5	2	1	—	—	—	—	—	—	—	—								
447	Gasoline stations	1 195	4 032	16 395	136	29	62	38	6	1	—	—	—	—	—	—	—								
4471	Gasoline stations	1 195	4 032	16 395	136	29	62	38	6	1	—	—	—	—	—	—	—								
44711	Gasoline stations with convenience stores	1 068	3 685	14 812	112	18	51	36	6	1	—	—	—	—	—	—	—								
447110	Gasoline stations with convenience stores	1 068	3 685	14 812	112	18	51	36	6	1	—	—	—	—	—	—	—								
44719	Other gasoline stations	127	347	1 583	24	11	11	2	—	—	—	—	—	—	—	—	—								
447190	Other gasoline stations	127	347	1 583	24	11	11	2	—	—	—	—	—	—	—	—	—								
448	Clothing & clothing accessories stores	898	2 904	11 282	113	43	44	19	6	1	—	—	—	—	—	—	—								
4481	Clothing stores	632	1 715	6 736	70	25	26	13	5	1	—	—	—	—	—	—	—								
44812	Women's clothing stores	185	451	1 840	27	9	12	5	1	—	—	—	—	—	—	—	—								
448120	Women's clothing stores	185	451	1 840	27	9	12	5	1	—	—	—	—	—	—	—	—								
44814	Family clothing stores	300	823	3 084	18	4	4	6	3	1	—	—	—	—	—	—	—								
448140	Family clothing stores	300	823	3 084	18	4	4	6	3	1	—	—	—	—	—	—	—								
4482	Shoe stores	119	367	1 648	21	10	8	3	—	—	—	—	—	—	—	—	—								
44821	Shoe stores	119	367	1 648	21	10	8	3	—	—	—	—	—	—	—	—	—								
448210	Shoe stores	119	367	1 648	21	10	8	3	—	—	—	—	—	—	—	—	—								
4483	Jewelry, luggage & leather goods stores	147	822	2 898	22	8	10	3	1	—	—	—	—	—	—	—	—								
44831	Jewelry stores	147	822	2 898	22	8	10	3	1	—	—	—	—	—	—	—	—								
448310	Jewelry stores	147	822	2 898	22	8	10	3	1	—	—	—	—	—	—	—	—								
451	Sporting goods, hobby, book & music stores	659	1 687	7 611	78	35	27	9	5	2	—	—	—	—	—	—	—								
4511	Sporting goods, hobby, musical instrument stores	556	1 463	6 756	62	31	16	8	5	2	—	—	—	—	—	—	—								
45111	Sporting goods stores	369	986	4 744	42	22	11	5	2	2	—	—	—	—	—	—	—								
451110	Sporting goods stores	369	986	4 744	42	22	11	5	2	2	—	—	—	—	—	—	—								
45112	Hobby, toy & game stores	123	272	1 208	11	3	5	1	2	—	—	—	—	—	—	—	—								
451120	Hobby, toy & game stores	123	272	1 208	11	3	5	1	2	—	—	—	—	—	—	—	—								
4512	Book, periodical & music stores	103	224	855	16	4	11	1	—	—	—	—	—	—	—	—	—								
452	General merchandise stores	2 458	10 014	40 106	30	6	6	2	1	4	9	2	—	—	—	—	—								
4521	Department stores	1 780	6 947	27 459	13	—	—	—	—	4	8	1	—	—	—	—	—								
45211	Department stores	1 780	6 947	27 459	13	—	—	—	—	4	8	1	—	—	—	—	—								
452111	Department Stores (except Discount Department Stores)	589	2 369	9 012	5	—	—	—	—	2	3	—	—	—	—	—	—								
452112	Discount Department Stores	1 191	4 578	18 447	8	—	—	—	—	2	5	1	—	—	—	—	—								
4529	Other general merchandise stores	678	3 067	12 647	17	6	6	2	1	—	1	1	—	—	—	—	—								
45291	Warehouse clubs & superstores	(F)	(D)	(D)	2	—	—	—	—	—	1	1	—	—	—	—	—								
45299	All other general merchandise stores	(C)	(D)	(D)	15	6	6	2	1	—	—	—	—	—	—	—	—								
453	Miscellaneous store retailers	749	2 335	9 681	114	53	42	14	5	—	—	—	—	—	—	—	—								
4531	Florists	164	429	1 938	19	6	9	3	1	—	—	—	—	—	—	—	—								
45311	Florists	164	429	1 938	19	6	9	3	1	—	—	—	—	—	—	—	—								
453110	Florists	164	429	1 938	19	6	9	3	1	—	—	—	—	—	—	—	—								
4532	Gift, novelty & souvenir stores	(E)	(D)	(D)	50	20	18	10	2	—	—	—	—	—	—	—	—								
45322	Gift, novelty & souvenir stores	298	645	2 982	48	20	18	9	1	—	—	—	—	—	—	—	—								
453220	Gift, novelty & souvenir stores	298	645	2 982	48	20	18	9	1	—	—	—	—	—	—	—	—								
4539	Other miscellaneous store retailers	157	925	3 399	28	19	6	1	2	—	—	—	—	—	—	—	—								
454	Nonstore retailers	530	3 014	11 498	60	30	14	8	6	2	—	—	—	—	—	—	—								
4541	Electronic shopping & mail-order houses	118	568	2 269	13	5	3	3	2	—	—	—	—	—	—	—	—								
45411	Electronic shopping & mail-order houses	118	568	2 269	13	5	3	3	2	—	—	—	—	—	—	—	—								
454113	Mail-Order Houses	101	505	1 977	9	3	2	2	2	—	—	—	—	—	—	—	—								
4543	Direct selling establishments	394	2 348	8 824	39	19	9	5	4	2	—	—	—	—	—	—	—								
45431	Fuel dealers	244	1 850	6 941	21	10	4	3	3	1	—	—	—	—	—	—	—								
454311	Heating oil dealers	213	1 599	6 012	16	7	3	2	3	1	—	—	—	—	—	—	—								
45439	Other direct selling establishments	150	498	1 883	18	9	5	2	1	1	—	—	—	—	—	—	—								
454390	Other direct selling establishments	150	498	1 883	18	9	5	2	1	1	—	—	—	—	—	—	—								
<b>48-49 Transportation &amp; warehousing</b>													<b>2 147</b>	<b>20 492</b>	<b>80 306</b>	<b>158</b>	<b>99</b>	<b>23</b>	<b>17</b>	<b>12</b>	<b>1</b>	<b>5</b>	<b>1</b>	—	—
481	Air transportation	(E)	(D)	(D)	3	—	1	1	—	—	—	1	—	—	—	—	—								
4811	Scheduled air transportation	(E)	(D)	(D)	3	—	1	1	—	—	—	1	—	—	—	—	—								
48111	Scheduled air transportation	(E)	(D)	(D)	3	—	1	1	—	—	—	1	—	—	—	—	—								
483	Water transportation	(C)	(D)	(D)	4	1	—	1	1	—	1	—	—	—	—	—	—								
4832	Inland water transportation	(C)	(D)	(D)	3	1	—	—	1	—	1	—	—	—	—	—	—								
48321	Inland water transportation	(C)	(D)	(D)	3	1	—	—	1	—	1	—	—	—	—	—	—								
484	Truck transportation	568	5 153	21 379	81	59	8	10	3	—	1	—	—	—	—	—	—								
4841	General freight trucking	398	3 894	16 119	37	25	4	6	1	—	1	—	—	—	—	—	—								
48412	General freight trucking, long-distance	369	3 738	15 301	23	13	2	6	1	—	1	—	—	—	—	—	—								
484121	General freight trucking, long-distance, TL	317	3 145	12 751	17	10	1	4	1	—	1	—	—	—	—	—	—								
4842	Specialized freight trucking	170	1 259	5 260	44	34	4	4	2	—	—	—	—	—	—	—	—								
48422	Specialized freight (exc used) trucking, local	121	977	4 225	31	25	2	2	2	—	—	—	—	—	—	—	—								
484220	Specialized freight (exc used) trucking, local	121	977	4 225	31	25	2	2	2	—	—	—	—	—	—	—	—								
485	Transit & ground passenger transportation	450	2 235	9 348	18	7	3	2	4	—	2	—	—	—	—	—	—								
4851	Urban transit systems	(C)	(D)	(D)	2	1	—	—	—	—	1	—	—	—	—	—	—								
48511	Urban transit systems	(C)	(D)	(D)	2	1	—	—	—	—	1	—	—	—	—	—	—								
4854	School & employee bus transportation	185	576	2 430	5	1	—	—	2	1	—	—	—	—	—	—	—								
48541	School & employee bus transportation	185	576	2 430	5	1	—	—	2	1	—	—	—	—	—	—	—								
485410	School & employee bus transportation	185	576	2 430	5	1	—	—	2	1	—	—	—	—	—	—	—								

See footnotes at end of table.

**Table 6. Counties—Employees, Payroll, and Establishments by Industry: 2003—Con.**

[Excludes most government employees, railroad employees, and self-employed persons. Size class 1 to 4 includes establishments with payroll, but no employees, during mid-March pay period. (D) denotes figures withheld to avoid disclosing data for individual companies; the data are included in broader industry totals. Detailed industries with 100 or more employees are shown if industry was not a (D). For explanation of terms, abbreviations, and data reliability/comparability, see introductory text]

NAICS code	Industry	Number of employees for week including March 12	Payroll (\$1,000)		Total number of establishments	Number of establishments by employment-size class									
			First quarter	Annual		1 to 4	5 to 9	10 to 19	20 to 49	50 to 99	100 to 249	250 to 499	500 to 999	1,000 or more	
<b>ST. LOUIS—Con.</b>															
<b>48-49 Transportation &amp; warehousing—Con.</b>															
492	Couriers & messengers .....	300	2 631	10 398	17	8	4	1	2	1	1	-	-	-	
4921	Couriers .....	277	2 522	9 953	10	4	1	1	2	1	1	-	-	-	
49211	Couriers .....	277	2 522	9 953	10	4	1	1	2	1	1	-	-	-	
492110	Couriers .....	277	2 522	9 953	10	4	1	1	2	1	1	-	-	-	
<b>51</b>	<b>Information .....</b>	<b>2 494</b>	<b>18 242</b>	<b>73 444</b>	<b>117</b>	<b>51</b>	<b>24</b>	<b>16</b>	<b>13</b>	<b>10</b>	<b>2</b>	<b>1</b>	-	-	
511	Publishing industries .....	596	4 790	19 934	33	15	6	7	2	2	1	-	-	-	
5111	Newspaper, periodical, book, database publishers .....	(F)	(D)	(D)	31	14	6	7	1	2	1	-	-	-	
51111	Newspaper publishers .....	513	4 055	17 039	19	6	5	4	1	2	1	-	-	-	
511110	Newspaper publishers .....	513	4 055	17 039	19	6	5	4	1	2	1	-	-	-	
512	Motion picture & sound recording industries .....	104	242	1 047	9	3	2	2	2	-	-	-	-	-	
5121	Motion picture & video industries .....	(C)	(D)	(D)	8	2	2	2	2	-	-	-	-	-	
515	Broadcasting (except Internet) .....	516	3 134	11 747	23	5	7	3	4	4	-	-	-	-	
5151	Radio and Television Broadcasting .....	(F)	(D)	(D)	22	5	6	3	4	4	-	-	-	-	
51511	Radio Broadcasting .....	(E)	(D)	(D)	17	4	6	3	3	1	-	-	-	-	
51512	Television Broadcasting .....	236	1 749	6 737	5	1	-	-	1	3	-	-	-	-	
515120	Television Broadcasting .....	236	1 749	6 737	5	1	-	-	1	3	-	-	-	-	
517	Telecommunications .....	1 009	7 998	31 125	41	23	8	3	3	2	1	1	-	-	
5171	Wired Telecommunications Carriers .....	(E)	(D)	(D)	23	18	2	1	-	1	1	-	-	-	
51711	Wired Telecommunications Carriers .....	(E)	(D)	(D)	23	18	2	1	-	1	1	-	-	-	
5172	Wireless Telecommunications Carriers (except Satellite) .....	534	2 397	10 853	11	3	5	-	2	-	-	1	-	-	
51721	Wireless Telecommunications Carriers (except Satellite) .....	534	2 397	10 853	11	3	5	-	2	-	-	1	-	-	
517212	Cellular and Other Wireless Telecommunications .....	534	2 397	10 853	11	3	5	-	2	-	-	1	-	-	
5175	Cable and Other Program Distribution .....	127	996	3 711	4	1	-	2	-	1	-	-	-	-	
51751	Cable and Other Program Distribution .....	127	996	3 711	4	1	-	2	-	1	-	-	-	-	
517510	Cable and Other Program Distribution .....	127	996	3 711	4	1	-	2	-	1	-	-	-	-	
518	Internet Service Providers, Web Search Portals, and Data Processing Serv .....	(C)	(D)	(D)	8	3	1	1	1	2	-	-	-	-	
5182	Data Processing, Hosting, and Related Services .....	196	1 513	7 399	6	2	1	1	-	2	-	-	-	-	
51821	Data Processing, Hosting, and Related Services .....	196	1 513	7 399	6	2	1	1	-	2	-	-	-	-	
518210	Data Processing, Hosting, and Related Services .....	196	1 513	7 399	6	2	1	1	-	2	-	-	-	-	
<b>52</b>	<b>Finance &amp; insurance .....</b>	<b>3 229</b>	<b>30 948</b>	<b>120 479</b>	<b>341</b>	<b>212</b>	<b>65</b>	<b>38</b>	<b>19</b>	<b>4</b>	<b>2</b>	-	<b>1</b>	-	
522	Credit intermediation & related activities .....	1 597	14 512	57 695	140	54	39	29	13	3	2	-	-	-	
5221	Depository credit intermediation .....	1 206	10 157	42 388	102	31	32	23	12	3	1	-	-	-	
52211	Commercial banking .....	927	8 339	33 958	69	18	23	17	7	3	1	-	-	-	
522110	Commercial banking .....	927	8 339	33 958	69	18	23	17	7	3	1	-	-	-	
52213	Credit unions .....	(C)	(D)	(D)	30	12	9	5	4	-	-	-	-	-	
5222	Nondepository credit intermediation .....	316	3 661	12 393	24	16	4	2	1	-	1	-	-	-	
52221	Credit card issuing .....	(C)	(D)	(D)	1	-	-	-	-	-	1	-	-	-	
523	Security, commodity contracts & like activity .....	(C)	(D)	(D)	47	37	4	2	4	-	-	-	-	-	
5231	Secrty & comdty contracts intermed & brokerage .....	(C)	(D)	(D)	29	20	3	2	4	-	-	-	-	-	
52312	Securities brokerage .....	173	3 890	14 555	28	20	2	2	4	-	-	-	-	-	
523120	Securities brokerage .....	173	3 890	14 555	28	20	2	2	4	-	-	-	-	-	
524	Insurance carriers & related activities .....	(G)	(D)	(D)	153	120	22	7	2	1	-	-	1	-	
5241	Insurance carriers .....	909	8 062	29 567	25	19	3	1	1	-	-	-	1	-	
52411	Direct life, health, medical insurance carriers .....	(F)	(D)	(D)	9	4	3	-	1	-	-	-	1	-	
5242	Agencies & other insurance related activities .....	(F)	(D)	(D)	128	101	19	6	1	1	-	-	-	-	
52421	Insurance agencies & brokerages .....	382	2 988	12 106	110	88	16	5	1	-	-	-	-	-	
524210	Insurance agencies & brokerages .....	382	2 988	12 106	110	88	16	5	1	-	-	-	-	-	
52429	Other insurance related activities .....	(C)	(D)	(D)	18	13	3	1	-	1	-	-	-	-	
<b>53</b>	<b>Real estate &amp; rental &amp; leasing .....</b>	<b>945</b>	<b>4 537</b>	<b>19 622</b>	<b>178</b>	<b>115</b>	<b>40</b>	<b>14</b>	<b>7</b>	<b>2</b>	-	-	-	-	
531	Real estate .....	629	3 124	13 025	125	86	25	8	4	2	-	-	-	-	
5311	Lessors of real estate .....	354	1 602	6 908	60	41	14	-	3	2	-	-	-	-	
53111	Lessors of residential buildings & dwellings .....	148	554	2 563	37	25	11	-	1	-	-	-	-	-	
531110	Lessors of residential buildings & dwellings .....	148	554	2 563	37	25	11	-	1	-	-	-	-	-	
53112	Lessors of nonres bldg (exc miniwarehouses) .....	189	919	3 745	14	8	2	-	2	2	-	-	-	-	
531120	Lessors of nonres bldg (exc miniwarehouses) .....	189	919	3 745	14	8	2	-	2	2	-	-	-	-	
5312	Offices of real estate agents & brokers .....	128	716	2 706	42	33	6	3	-	-	-	-	-	-	
53121	Offices of real estate agents & brokers .....	128	716	2 706	42	33	6	3	-	-	-	-	-	-	
531210	Offices of real estate agents & brokers .....	128	716	2 706	42	33	6	3	-	-	-	-	-	-	
5313	Activities related to real estate .....	147	806	3 411	23	12	5	5	1	-	-	-	-	-	
532	Rental & leasing services .....	316	1 413	6 597	53	29	15	6	3	-	-	-	-	-	
5322	Consumer goods rental .....	203	565	2 857	31	15	10	4	2	-	-	-	-	-	
53223	Video tape & disc rental .....	140	216	942	17	7	5	3	2	-	-	-	-	-	
532230	Video tape & disc rental .....	140	216	942	17	7	5	3	2	-	-	-	-	-	

See footnotes at end of table.

**Table 6. Counties—Employees, Payroll, and Establishments by Industry: 2003—Con.**

[Excludes most government employees, railroad employees, and self-employed persons. Size class 1 to 4 includes establishments with payroll, but no employees, during mid-March pay period. (D) denotes figures withheld to avoid disclosing data for individual companies; the data are included in broader industry totals. Detailed industries with 100 or more employees are shown if industry was not a (D). For explanation of terms, abbreviations, and data reliability/comparability, see introductory text]

NAICS code	Industry	Number of employees for week including March 12	Payroll (\$1,000)		Total number of establishments	Number of establishments by employment-size class									
			First quarter	Annual		1 to 4	5 to 9	10 to 19	20 to 49	50 to 99	100 to 249	250 to 499	500 to 999	1,000 or more	
<b>ST. LOUIS—Con.</b>															
<b>54</b>	<b>Professional, scientific &amp; technical services</b>	<b>3 340</b>	<b>24 222</b>	<b>105 636</b>	<b>387</b>	<b>225</b>	<b>71</b>	<b>54</b>	<b>32</b>	<b>2</b>	<b>1</b>	<b>2</b>	—	—	
541	Professional, scientific & technical services	3 340	24 222	105 636	387	225	71	54	32	2	1	2	—	—	
5411	Legal services	645	5 288	26 831	100	62	14	17	6	1	—	—	—	—	
54111	Offices of lawyers	545	4 705	24 166	91	58	14	13	5	1	—	—	—	—	
541110	Offices of lawyers	545	4 705	24 166	91	58	14	13	5	1	—	—	—	—	
54119	Other legal services	100	583	2 665	9	4	—	4	1	—	—	—	—	—	
5412	Accounting, tax prep, bookkeep, payroll services	399	2 856	11 562	61	35	12	8	6	—	—	—	—	—	
54121	Accounting, tax prep, bookkeep, payroll services	399	2 856	11 562	61	35	12	8	6	—	—	—	—	—	
541211	Offices of certified public accountants	226	2 262	9 834	29	15	7	3	4	—	—	—	—	—	
541213	Tax preparation services	104	277	660	15	9	1	3	2	—	—	—	—	—	
5413	Architectural, engineering & related services	714	6 634	28 136	74	40	12	11	10	—	1	—	—	—	
54131	Architectural services	237	2 364	9 989	20	13	2	2	2	—	1	—	—	—	
541310	Architectural services	237	2 364	9 989	20	13	2	2	2	—	1	—	—	—	
54133	Engineering services	367	3 480	15 084	33	13	6	7	7	—	—	—	—	—	
541330	Engineering services	367	3 480	15 084	33	13	6	7	7	—	—	—	—	—	
5415	Computer systems design & related services	489	2 322	8 748	33	20	5	5	2	—	—	1	—	—	
54151	Computer systems design & related services	489	2 322	8 748	33	20	5	5	2	—	—	1	—	—	
541513	Computer facilities management services	369	1 473	5 421	4	—	1	—	2	—	—	1	—	—	
5416	Management, sci & tech consulting services	136	1 176	5 307	29	22	2	4	1	—	—	—	—	—	
5418	Advertising & related services	649	4 577	18 341	33	15	9	4	3	1	—	1	—	—	
54181	Advertising agencies	106	746	3 091	15	6	6	2	1	—	—	—	—	—	
541810	Advertising agencies	106	746	3 091	15	6	6	2	1	—	—	—	—	—	
54186	Direct mail advertising	(E)	(D)	(D)	7	2	—	1	2	1	—	1	—	—	
5419	Oth professional, scientific, technical services	279	1 164	5 882	46	23	14	5	4	—	—	—	—	—	
54194	Veterinary services	135	644	3 565	16	5	5	4	2	—	—	—	—	—	
541940	Veterinary services	135	644	3 565	16	5	5	4	2	—	—	—	—	—	
<b>55</b>	<b>Management of companies &amp; enterprises</b>	<b>663</b>	<b>9 596</b>	<b>37 564</b>	<b>27</b>	<b>9</b>	<b>7</b>	<b>3</b>	<b>6</b>	<b>1</b>	—	<b>1</b>	—	—	
551	Management of companies & enterprises	663	9 596	37 564	27	9	7	3	6	1	—	1	—	—	
5511	Management of companies & enterprises	663	9 596	37 564	27	9	7	3	6	1	—	1	—	—	
55111	Management of companies & enterprises	663	9 596	37 564	27	9	7	3	6	1	—	1	—	—	
551114	Corp, subsidiary & regional managing offices	581	9 185	35 996	21	4	7	3	6	—	—	1	—	—	
<b>56</b>	<b>Admin, support, waste mgt, remediation services</b>	<b>2 817</b>	<b>11 716</b>	<b>52 990</b>	<b>201</b>	<b>115</b>	<b>30</b>	<b>21</b>	<b>20</b>	<b>9</b>	<b>6</b>	—	—	—	
561	Administrative & support services	2 563	9 759	44 618	177	105	22	18	18	8	6	—	—	—	
5611	Office administrative services	365	2 291	12 459	17	7	2	4	1	2	1	—	—	—	
56111	Office administrative services	365	2 291	12 459	17	7	2	4	1	2	1	—	—	—	
561110	Office administrative services	365	2 291	12 459	17	7	2	4	1	2	1	—	—	—	
5613	Employment services	657	1 968	8 695	13	2	1	1	4	3	2	—	—	—	
56131	Employment placement agencies	(C)	(D)	(D)	1	—	—	—	—	1	—	—	—	—	
56132	Temporary help services	(F)	(D)	(D)	12	2	1	1	4	3	1	—	—	—	
5614	Business support services	458	1 277	4 092	24	10	5	5	2	—	2	—	—	—	
56142	Telephone call centers	377	909	2 199	7	1	1	1	2	—	2	—	—	—	
561422	Telemarketing bureaus	326	792	1 955	4	1	—	—	1	—	2	—	—	—	
5615	Travel arrangement & reservation services	174	874	3 583	25	22	1	1	—	1	—	—	—	—	
56151	Travel agencies	136	708	2 769	14	12	1	—	—	1	—	—	—	—	
561510	Travel agencies	136	708	2 769	14	12	1	—	—	1	—	—	—	—	
5616	Investigation & security services	307	1 418	5 697	15	8	2	2	1	1	1	—	—	—	
56161	Investigation, guard & armored car services	272	1 196	4 870	10	4	2	2	—	1	1	—	—	—	
561612	Security guards & patrol services	238	1 003	4 068	5	2	1	—	—	1	1	—	—	—	
5617	Services to buildings & dwellings	521	1 604	8 817	66	44	7	5	9	1	—	—	—	—	
56172	Janitorial services	360	764	3 262	26	10	5	4	6	1	—	—	—	—	
561720	Janitorial services	360	764	3 262	26	10	5	4	6	1	—	—	—	—	
562	Waste management & remediation services	254	1 957	8 372	24	10	8	3	2	1	—	—	—	—	
5621	Waste collection	148	1 106	4 668	11	5	4	—	1	1	—	—	—	—	
56211	Waste collection	148	1 106	4 668	11	5	4	—	1	1	—	—	—	—	
562111	Solid waste collection	148	1 106	4 668	11	5	4	—	1	1	—	—	—	—	
<b>61</b>	<b>Educational services</b>	<b>1 781</b>	<b>8 299</b>	<b>34 767</b>	<b>51</b>	<b>24</b>	<b>6</b>	<b>5</b>	<b>11</b>	<b>2</b>	<b>2</b>	—	<b>1</b>	—	
611	Educational services	1 781	8 299	34 767	51	24	6	5	11	2	2	—	1	—	
6111	Elementary & secondary schools	663	2 981	12 047	16	1	1	2	9	1	2	—	—	—	
61111	Elementary & secondary schools	663	2 981	12 047	16	1	1	2	9	1	2	—	—	—	
611110	Elementary & secondary schools	663	2 981	12 047	16	1	1	2	9	1	2	—	—	—	
6113	Colleges, universities & professional schools	(F)	(D)	(D)	1	—	—	—	—	—	—	—	1	—	
61131	Colleges, universities & professional schools	(F)	(D)	(D)	1	—	—	—	—	—	—	—	1	—	
6116	Other schools & instruction	127	412	2 159	18	12	2	2	2	—	—	—	—	—	
<b>62</b>	<b>Health care and social assistance</b>	<b>19 366</b>	<b>154 381</b>	<b>641 358</b>	<b>580</b>	<b>186</b>	<b>142</b>	<b>104</b>	<b>89</b>	<b>22</b>	<b>30</b>	<b>2</b>	<b>2</b>	<b>3</b>	
621	Ambulatory health care services	6 080	66 724	298 000	292	103	87	46	38	11	6	—	—	1	
6211	Offices of physicians	1 294	20 197	93 390	64	18	14	12	16	2	2	—	—	—	
62111	Offices of physicians	1 294	20 197	93 390	64	18	14	12	16	2	2	—	—	—	
6212	Offices of dentists	649	4 098	22 074	94	30	43	19	2	—	—	—	—	—	
62121	Offices of dentists	649	4 098	22 074	94	30	43	19	2	—	—	—	—	—	
621210	Offices of dentists	649	4 098	22 074	94	30	43	19	2	—	—	—	—	—	
6213	Offices of other health practitioners	421	2 336	10 074	67	40	18	5	3	1	—	—	—	—	
62131	Offices of chiropractors	106	561	2 585	30	22	7	1	—	—	—	—	—	—	
621310	Offices of chiropractors	106	561	2 585	30	22	7	1	—	—	—	—	—	—	
62133	Offices of other mental health practitioners	155	748	3 341	8	2	3	—	2	1	—	—	—	—	
621330	Offices of other mental health practitioners	155	748	3 341	8	2	3	—	2	1	—	—	—	—	

See footnotes at end of table.

**Table 6. Counties—Employees, Payroll, and Establishments by Industry: 2003—Con.**

[Excludes most government employees, railroad employees, and self-employed persons. Size class 1 to 4 includes establishments with payroll, but no employees, during mid-March pay period. (D) denotes figures withheld to avoid disclosing data for individual companies; the data are included in broader industry totals. Detailed industries with 100 or more employees are shown if industry was not a (D). For explanation of terms, abbreviations, and data reliability/comparability, see introductory text]

NAICS code	Industry	Number of employees for week including March 12	Payroll (\$1,000)		Total number of establishments	Number of establishments by employment-size class									
			First quarter	Annual		1 to 4	5 to 9	10 to 19	20 to 49	50 to 99	100 to 249	250 to 499	500 to 999	1,000 or more	
<b>ST. LOUIS—Con.</b>															
<b>62</b>	<b>Health care and social assistance—Con.</b>														
	Ambulatory health care services—Con.														
621	Outpatient care centers . . . . .	2 366	33 866	146 653	34	9	6	6	9	3	—	—	—	1	
62142	Outpatient mental health, substance abuse ctrs . . . . .	(E)	(D)	(D)	16	6	1	3	4	2	—	—	—	—	
62149	Other outpatient care centers . . . . .	(G)	(D)	(D)	13	2	2	2	5	1	—	—	—	1	
6216	Home health care services . . . . .	1 103	3 836	15 645	18	3	—	2	5	4	4	—	—	—	
62161	Home health care services . . . . .	1 103	3 836	15 645	18	3	—	2	5	4	4	—	—	—	
621610	Home health care services . . . . .	1 103	3 836	15 645	18	3	—	2	5	4	4	—	—	—	
6219	Other ambulatory health care services . . . . .	223	2 118	9 047	10	2	2	2	3	1	—	—	—	—	
62199	All other ambulatory health care services . . . . .	(C)	(D)	(D)	8	2	2	1	2	1	—	—	—	—	
622	Hospitals . . . . .	5 810	56 688	213 956	7	—	—	—	—	—	3	—	2	2	
6221	General medical & surgical hospitals . . . . .	5 810	56 688	213 956	7	—	—	—	—	—	3	—	2	2	
62211	General medical & surgical hospitals . . . . .	5 810	56 688	213 956	7	—	—	—	—	—	3	—	2	2	
622110	General medical & surgical hospitals . . . . .	5 810	56 688	213 956	7	—	—	—	—	—	3	—	2	2	
623	Nursing & residential care facilities . . . . .	5 425	24 025	99 158	157	28	33	37	34	6	17	2	—	—	
6231	Nursing care facilities . . . . .	2 333	11 520	46 564	19	2	2	—	3	1	9	2	—	—	
62311	Nursing care facilities . . . . .	2 333	11 520	46 564	19	2	2	—	3	1	9	2	—	—	
623110	Nursing care facilities . . . . .	2 333	11 520	46 564	19	2	2	—	3	1	9	2	—	—	
6232	Residential mental retardation, health facil . . . . .	1 956	7 451	30 883	92	18	25	22	20	2	5	—	—	—	
62321	Residential mental retardation facilities . . . . .	1 590	5 950	24 743	73	17	23	12	15	1	5	—	—	—	
623210	Residential mental retardation facilities . . . . .	1 590	5 950	24 743	73	17	23	12	15	1	5	—	—	—	
62322	Residential mental health, subst abuse facil . . . . .	366	1 501	6 140	19	1	2	10	5	1	—	—	—	—	
623220	Residential mental health, subst abuse facil . . . . .	366	1 501	6 140	19	1	2	10	5	1	—	—	—	—	
6233	Community care facilities for the elderly . . . . .	529	1 706	7 418	27	5	6	8	6	1	1	—	—	—	
62331	Community care facilities for the elderly . . . . .	529	1 706	7 418	27	5	6	8	6	1	1	—	—	—	
623312	Homes for the elderly . . . . .	469	1 467	6 424	23	5	4	7	5	1	1	—	—	—	
6239	Other residential care facilities . . . . .	607	3 348	14 293	19	3	—	7	5	2	2	—	—	—	
62399	Other residential care facilities . . . . .	607	3 348	14 293	19	3	—	7	5	2	2	—	—	—	
623990	Other residential care facilities . . . . .	607	3 348	14 293	19	3	—	7	5	2	2	—	—	—	
624	Social assistance . . . . .	2 051	6 944	30 244	124	55	22	21	17	5	4	—	—	—	
6241	Individual & family services . . . . .	801	3 476	14 886	56	23	14	7	9	1	2	—	—	—	
62412	Services for elderly & disabled persons . . . . .	258	610	2 704	19	9	5	2	1	1	1	—	—	—	
624120	Services for elderly & disabled persons . . . . .	258	610	2 704	19	9	5	2	1	1	1	—	—	—	
62419	Other individual & family services . . . . .	505	2 626	11 168	31	12	6	4	8	—	1	—	—	—	
624190	Other individual & family services . . . . .	505	2 626	11 168	31	12	6	4	8	—	1	—	—	—	
6242	Community, emergency & other relief services . . . . .	164	647	2 719	11	4	1	4	1	1	—	—	—	—	
6243	Vocational rehabilitation services . . . . .	748	1 863	8 454	14	4	1	2	2	3	2	—	—	—	
62431	Vocational rehabilitation services . . . . .	748	1 863	8 454	14	4	1	2	2	3	2	—	—	—	
624310	Vocational rehabilitation services . . . . .	748	1 863	8 454	14	4	1	2	2	3	2	—	—	—	
6244	Child day care services . . . . .	338	958	4 185	43	24	6	8	5	—	—	—	—	—	
62441	Child day care services . . . . .	338	958	4 185	43	24	6	8	5	—	—	—	—	—	
624410	Child day care services . . . . .	338	958	4 185	43	24	6	8	5	—	—	—	—	—	
<b>71</b>	<b>Arts, entertainment &amp; recreation . . . . .</b>	<b>649</b>	<b>1 957</b>	<b>9 649</b>	<b>105</b>	<b>59</b>	<b>26</b>	<b>13</b>	<b>7</b>	<b>—</b>	<b>—</b>	<b>—</b>	<b>—</b>	<b>—</b>	
713	Amusement, gambling & recreation industries . . . . .	517	1 303	6 671	75	42	15	11	7	—	—	—	—	—	
7139	Other amusement & recreation industries . . . . .	499	1 287	6 585	71	40	14	10	7	—	—	—	—	—	
71394	Fitness & recreational sports centers . . . . .	169	324	1 197	20	8	5	5	2	—	—	—	—	—	
713940	Fitness & recreational sports centers . . . . .	169	324	1 197	20	8	5	5	2	—	—	—	—	—	
71395	Bowling centers . . . . .	161	398	1 532	10	2	2	2	4	—	—	—	—	—	
713950	Bowling centers . . . . .	161	398	1 532	10	2	2	2	4	—	—	—	—	—	
<b>72</b>	<b>Accommodation &amp; food services . . . . .</b>	<b>9 460</b>	<b>23 094</b>	<b>101 880</b>	<b>566</b>	<b>224</b>	<b>93</b>	<b>104</b>	<b>101</b>	<b>33</b>	<b>10</b>	<b>1</b>	<b>—</b>	<b>—</b>	
721	Accommodation . . . . .	2 398	7 978	35 656	139	84	13	15	16	6	4	1	—	—	
7211	Traveler accommodation . . . . .	(G)	(D)	(D)	103	56	10	11	15	6	4	1	—	—	
72111	Hotels (exc casino hotels) & motels . . . . .	1 838	5 062	22 389	84	40	8	11	15	6	4	—	—	—	
721110	Hotels (exc casino hotels) & motels . . . . .	1 838	5 062	22 389	84	40	8	11	15	6	4	—	—	—	
72112	Casino hotels . . . . .	(E)	(D)	(D)	1	—	—	—	—	—	—	1	—	—	
722	Food services & drinking places . . . . .	7 062	15 116	66 224	427	140	80	89	85	27	6	—	—	—	
7221	Full-service restaurants . . . . .	3 915	8 664	38 419	177	44	27	37	47	18	4	—	—	—	
72211	Full-service restaurants . . . . .	3 915	8 664	38 419	177	44	27	37	47	18	4	—	—	—	
722110	Full-service restaurants . . . . .	3 915	8 664	38 419	177	44	27	37	47	18	4	—	—	—	
7222	Limited-service eating places . . . . .	2 263	4 477	19 821	141	37	24	41	30	9	—	—	—	—	
72221	Limited-service eating places . . . . .	2 263	4 477	19 821	141	37	24	41	30	9	—	—	—	—	
722211	Limited-service restaurants . . . . .	2 025	4 054	17 832	112	21	20	33	30	8	—	—	—	—	
722213	Snack & nonalcoholic beverage bars . . . . .	142	206	995	25	14	3	8	—	—	—	—	—	—	
7223	Special food services . . . . .	341	846	3 151	11	3	3	—	3	—	2	—	—	—	
72231	Food service contractors . . . . .	296	797	2 892	6	1	1	—	2	—	2	—	—	—	
722310	Food service contractors . . . . .	296	797	2 892	6	1	1	—	2	—	2	—	—	—	
7224	Drinking places (alcoholic beverages) . . . . .	543	1 129	4 833	98	56	26	11	5	—	—	—	—	—	
72241	Drinking places (alcoholic beverages) . . . . .	543	1 129	4 833	98	56	26	11	5	—	—	—	—	—	
722410	Drinking places (alcoholic beverages) . . . . .	543	1 129	4 833	98	56	26	11	5	—	—	—	—	—	
<b>81</b>	<b>Other services (except public administration) . . . . .</b>	<b>4 432</b>	<b>17 823</b>	<b>71 197</b>	<b>673</b>	<b>364</b>	<b>192</b>	<b>77</b>	<b>32</b>	<b>7</b>	<b>1</b>	<b>—</b>	<b>—</b>	<b>—</b>	
811	Repair & maintenance . . . . .	1 017	6 342	24 618	181	118	37	17	7	2	—	—	—	—	
8111	Automotive repair & maintenance . . . . .	732	3 551	14 583	134	86	30	14	2	2	—	—	—	—	
81111	Automotive mechanical & electrical R&M . . . . .	332	1 428	5 901	66	49	12	3	1	1	—	—	—	—	
811111	General automotive repair . . . . .	211	1 183	4 878	52	39	9	3	1	—	—	—	—	—	
81112	Automotive body, paint, interior & glass repair . . . . .	222	1 605	6 499	49	29	13	7	—	—	—	—	—	—	
811121	Automotive body, paint & interior R&M . . . . .	173	1 142	4 639	40	24	11	5	—	—	—	—	—	—	
81119	Other automotive R&M . . . . .	178	518	2 183	19	8	5	4	1	1	—	—	—	—	

See footnotes at end of table.



**Table 6. Counties—Employees, Payroll, and Establishments by Industry: 2003—Con.**

[Excludes most government employees, railroad employees, and self-employed persons. Size class 1 to 4 includes establishments with payroll, but no employees, during mid-March pay period. (D) denotes figures withheld to avoid disclosing data for individual companies; the data are included in broader industry totals. Detailed industries with 100 or more employees are shown if industry was not a (D). For explanation of terms, abbreviations, and data reliability/comparability, see introductory text]

NAICS code	Industry	Number of employees for week including March 12	Payroll (\$1,000)		Total number of establishments	Number of establishments by employment-size class									
			First quarter	Annual		1 to 4	5 to 9	10 to 19	20 to 49	50 to 99	100 to 249	250 to 499	500 to 999	1,000 or more	
<b>ST. LOUIS—Con.</b>															
<b>81</b>	<b>Other services (except public administration)—Con.</b>														
811	Repair & maintenance—Con.														
8113	Commercial equipment (exc auto & elec)														
	R&M .....	205	2 352	8 147	20	10	4	1	5	—	—	—	—	—	
81131	Commercial equipment (exc auto & elec)														
	R&M .....	205	2 352	8 147	20	10	4	1	5	—	—	—	—	—	
811310	Commercial equipment (exc auto & elec)														
	R&M .....	205	2 352	8 147	20	10	4	1	5	—	—	—	—	—	
812	Personal & laundry services .....	1 007	3 778	15 679	151	85	40	16	7	3	—	—	—	—	
8121	Personal care services .....	517	1 500	6 281	77	41	20	11	4	1	—	—	—	—	
81211	Hair, nail & skin care services .....	460	1 431	5 992	68	37	16	11	3	1	—	—	—	—	
8122	Death care services .....	145	815	3 482	31	16	12	3	—	—	—	—	—	—	
81221	Funeral homes .....	110	688	2 833	19	7	9	3	—	—	—	—	—	—	
812210	Funeral homes .....	110	688	2 833	19	7	9	3	—	—	—	—	—	—	
8123	Drycleaning & laundry services .....	167	999	3 963	13	8	2	—	1	2	—	—	—	—	
81233	Linen & uniform supply .....	(C)	(D)	(D)	2	—	—	—	—	2	—	—	—	—	
8129	Other personal services .....	178	464	1 953	30	20	6	2	2	—	—	—	—	—	
813	Religious, grantmaking, civic, prof & like organizations .....	2 408	7 703	30 900	341	161	115	44	18	2	1	—	—	—	
8131	Religious organizations .....	1 068	3 084	12 081	158	71	63	14	10	—	—	—	—	—	
81311	Religious organizations .....	1 068	3 084	12 081	158	71	63	14	10	—	—	—	—	—	
813110	Religious organizations .....	1 068	3 084	12 081	158	71	63	14	10	—	—	—	—	—	
8132	Grantmaking & giving services .....	129	955	3 697	17	9	5	1	2	—	—	—	—	—	
81321	Grantmaking & giving services .....	129	955	3 697	17	9	5	1	2	—	—	—	—	—	
8134	Civic & social organizations .....	656	1 420	5 684	63	27	16	13	4	2	1	—	—	—	
81341	Civic & social organizations .....	656	1 420	5 684	63	27	16	13	4	2	1	—	—	—	
813410	Civic & social organizations .....	656	1 420	5 684	63	27	16	13	4	2	1	—	—	—	
8139	Business, labor, political, like organizations .....	465	1 880	7 854	84	42	27	13	2	—	—	—	—	—	
81393	Labor unions & similar labor organizations .....	335	1 141	4 789	49	18	19	10	2	—	—	—	—	—	
813930	Labor unions & similar labor organizations .....	335	1 141	4 789	49	18	19	10	2	—	—	—	—	—	
<b>99</b>	<b>Unclassified establishments .....</b>	<b>32</b>	<b>78</b>	<b>312</b>	<b>17</b>	<b>14</b>	<b>2</b>	<b>1</b>	<b>—</b>	<b>—</b>	<b>—</b>	<b>—</b>	<b>—</b>	<b>—</b>	
<b>SCOTT</b>															
	<b>Total .....</b>	<b>33 737</b>	<b>247 186</b>	<b>1 106 041</b>	<b>2 771</b>	<b>1 695</b>	<b>437</b>	<b>326</b>	<b>206</b>	<b>61</b>	<b>31</b>	<b>12</b>	<b>2</b>	<b>1</b>	
<b>11</b>	<b>Forestry, fishing, hunting, and agriculture support .....</b>	<b>(B)</b>	<b>(D)</b>	<b>(D)</b>	<b>4</b>	<b>2</b>	<b>1</b>	<b>1</b>	<b>—</b>	<b>—</b>	<b>—</b>	<b>—</b>	<b>—</b>	<b>—</b>	
<b>21</b>	<b>Mining .....</b>	<b>88</b>	<b>801</b>	<b>4 429</b>	<b>5</b>	<b>1</b>	<b>1</b>	<b>1</b>	<b>2</b>	<b>—</b>	<b>—</b>	<b>—</b>	<b>—</b>	<b>—</b>	
<b>22</b>	<b>Utilities .....</b>	<b>(C)</b>	<b>(D)</b>	<b>(D)</b>	<b>3</b>	<b>2</b>	<b>—</b>	<b>—</b>	<b>—</b>	<b>1</b>	<b>—</b>	<b>—</b>	<b>—</b>	<b>—</b>	
221	Utilities .....	(C)	(D)	(D)	3	2	—	—	—	1	—	—	—	—	
2211	Elec pwr generation, transmsn & distribution .....	(C)	(D)	(D)	2	1	—	—	—	1	—	—	—	—	
22112	Electric pwr transmsn, control & distribution .....	(C)	(D)	(D)	2	1	—	—	—	1	—	—	—	—	
<b>23</b>	<b>Construction .....</b>	<b>3 904</b>	<b>41 305</b>	<b>226 626</b>	<b>540</b>	<b>366</b>	<b>84</b>	<b>49</b>	<b>27</b>	<b>10</b>	<b>4</b>	<b>—</b>	<b>—</b>	<b>—</b>	
236	Construction of Buildings .....	617	5 442	26 894	153	121	21	4	5	2	—	—	—	—	
2361	Residential Building Construction .....	441	3 527	18 319	143	116	19	4	4	—	—	—	—	—	
23611	Residential Building Construction .....	441	3 527	18 319	143	116	19	4	4	—	—	—	—	—	
236115	New Single-Family Housing Construction (except Operative Builders) .....	243	1 976	10 028	88	70	14	3	1	—	—	—	—	—	
236117	New Housing Operative Builders .....	118	1 020	5 198	15	11	—	1	3	—	—	—	—	—	
2362	Nonresidential Building Construction .....	176	1 915	8 575	10	5	2	—	1	2	—	—	—	—	
23622	Commercial and Institutional Building Construction .....	176	1 915	8 575	10	5	2	—	1	2	—	—	—	—	
236220	Commercial and Institutional Building Construction .....	176	1 915	8 575	10	5	2	—	1	2	—	—	—	—	
237	Heavy and Civil Engineering Construction .....	199	2 598	30 282	27	19	3	1	4	—	—	—	—	—	
2371	Utility System Construction .....	(C)	(D)	(D)	12	5	2	1	4	—	—	—	—	—	
23711	Water and Sewer Line and Related Structures Construction .....	175	2 360	25 879	10	3	2	1	4	—	—	—	—	—	
237110	Water and Sewer Line and Related Structures Construction .....	175	2 360	25 879	10	3	2	1	4	—	—	—	—	—	
238	Specialty Trade Contractors .....	3 088	33 265	169 450	360	226	60	44	18	8	4	—	—	—	
2381	Foundation, Structure, and Building Exterior Contractors .....	1 043	12 863	62 701	113	71	22	14	1	3	2	—	—	—	
23811	Poured Concrete Foundation and Structure Contractors .....	210	1 289	9 189	40	26	8	5	—	1	—	—	—	—	
238110	Poured Concrete Foundation and Structure Contractors .....	210	1 289	9 189	40	26	8	5	—	1	—	—	—	—	
23812	Structural Steel and Precast Concrete Contractors .....	432	8 410	37 726	4	—	1	—	—	1	2	—	—	—	
238120	Structural Steel and Precast Concrete Contractors .....	432	8 410	37 726	4	—	1	—	—	1	2	—	—	—	
23813	Framing Contractors .....	132	1 268	6 881	20	12	4	3	1	—	—	—	—	—	
238130	Framing Contractors .....	132	1 268	6 881	20	12	4	3	1	—	—	—	—	—	
23814	Masonry Contractors .....	197	1 394	6 368	28	18	4	5	—	1	—	—	—	—	
238140	Masonry Contractors .....	197	1 394	6 368	28	18	4	5	—	1	—	—	—	—	
2382	Building Equipment Contractors .....	1 005	11 270	49 466	83	44	14	7	2	2	—	—	—	—	
23821	Electrical Contractors .....	360	3 714	17 120	33	19	5	4	4	—	1	—	—	—	
238210	Electrical Contractors .....	360	3 714	17 120	33	19	5	4	4	—	1	—	—	—	
23822	Plumbing, Heating, and Air-Conditioning Contractors .....	614	7 283	31 122	47	24	9	8	3	2	1	—	—	—	
238220	Plumbing, Heating, and Air-Conditioning Contractors .....	614	7 283	31 122	47	24	9	8	3	2	1	—	—	—	

See footnotes at end of table.

**Table 6. Counties—Employees, Payroll, and Establishments by Industry: 2003—Con.**

[Excludes most government employees, railroad employees, and self-employed persons. Size class 1 to 4 includes establishments with payroll, but no employees, during mid-March pay period. (D) denotes figures withheld to avoid disclosing data for individual companies; the data are included in broader industry totals. Detailed industries with 100 or more employees are shown if industry was not a (D). For explanation of terms, abbreviations, and data reliability/comparability, see introductory text]

NAICS code	Industry	Number of employees for week including March 12	Payroll (\$1,000)		Total number of establishments	Number of establishments by employment-size class									
			First quarter	Annual		1 to 4	5 to 9	10 to 19	20 to 49	50 to 99	100 to 249	250 to 499	500 to 999	1,000 or more	
<b>SCOTT—Con.</b>															
<b>23</b>	<b>Construction—Con.</b>														
	Specialty Trade Contractors—Con.														
2383	Building Finishing Contractors	736	6 156	31 171	86	51	16	10	6	3	—	—	—	—	
23831	Drywall and Insulation Contractors	255	2 330	11 319	16	9	1	2	2	2	—	—	—	—	
238310	Drywall and Insulation Contractors	255	2 330	11 319	16	9	1	2	2	2	—	—	—	—	
23832	Painting and Wall Covering Contractors	219	1 936	10 451	27	15	6	5	—	1	—	—	—	—	
238320	Painting and Wall Covering Contractors	219	1 936	10 451	27	15	6	5	—	1	—	—	—	—	
23835	Finish Carpentry Contractors	107	889	4 629	17	12	3	—	2	—	—	—	—	—	
238350	Finish Carpentry Contractors	107	889	4 629	17	12	3	—	2	—	—	—	—	—	
2389	Other Specialty Trade Contractors	304	2 976	26 112	78	60	8	6	4	—	—	—	—	—	
23891	Site Preparation Contractors	178	1 808	11 662	41	28	7	4	2	—	—	—	—	—	
238910	Site Preparation Contractors	178	1 808	11 662	41	28	7	4	2	—	—	—	—	—	
23899	All Other Specialty Trade Contractors	126	1 168	14 450	37	32	1	2	2	—	—	—	—	—	
238990	All Other Specialty Trade Contractors	126	1 168	14 450	37	32	1	2	2	—	—	—	—	—	
<b>31-33</b>	<b>Manufacturing</b>	<b>4 734</b>	<b>47 597</b>	<b>193 962</b>	<b>159</b>	<b>67</b>	<b>27</b>	<b>26</b>	<b>19</b>	<b>9</b>	<b>6</b>	<b>4</b>	<b>1</b>	<b>—</b>	
311	Food mfg	245	2 634	11 024	9	2	2	2	1	1	1	—	—	—	
3112	Grain & oilseed milling	(C)	(D)	(D)	2	—	—	—	—	1	1	—	—	—	
31121	Flour milling & malt mfg	(C)	(D)	(D)	2	—	—	—	—	1	1	—	—	—	
322	Paper mfg	(C)	(D)	(D)	3	1	—	—	—	1	1	—	—	—	
3222	Converted paper product mfg	(C)	(D)	(D)	3	1	—	—	—	1	1	—	—	—	
32221	Paperboard container mfg	(C)	(D)	(D)	2	—	—	—	—	1	1	—	—	—	
323	Printing & related support activities	568	5 114	21 095	8	2	—	2	2	1	—	1	—	—	
3231	Printing & related support activities	568	5 114	21 095	8	2	—	2	2	1	—	1	—	—	
32311	Printing	568	5 114	21 095	8	2	—	2	2	1	—	1	—	—	
324	Petroleum & coal products mfg	(E)	(D)	(D)	3	—	1	—	—	—	2	—	—	—	
3241	Petroleum & coal products mfg	(E)	(D)	(D)	3	—	1	—	—	—	2	—	—	—	
32412	Asphalt paving, roofing & saturated mat mfg	(E)	(D)	(D)	3	—	1	—	—	—	2	—	—	—	
327	Nonmetallic mineral product mfg	669	6 655	32 779	11	3	1	4	1	—	—	2	—	—	
3272	Glass & glass product mfg	(E)	(D)	(D)	1	—	—	—	—	—	—	1	—	—	
32721	Glass & glass product mfg	(E)	(D)	(D)	1	—	—	—	—	—	—	1	—	—	
3273	Cement & concrete product mfg	(E)	(D)	(D)	9	2	1	4	1	—	—	1	—	—	
32739	Other concrete product mfg	(E)	(D)	(D)	2	—	—	1	—	—	—	1	—	—	
332	Fabricated metal product mfg	1 109	10 810	40 618	39	21	7	5	4	—	1	—	1	—	
3321	Forging & stamping	(F)	(D)	(D)	3	—	—	1	1	—	—	—	1	—	
33211	Forging & stamping	(F)	(D)	(D)	3	—	—	1	1	—	—	—	1	—	
3324	Boiler, tank & shipping container mfg	(C)	(D)	(D)	2	—	1	—	—	—	1	—	—	—	
33243	Light gauge metal container mfg	(C)	(D)	(D)	2	—	1	—	—	—	1	—	—	—	
3327	Mach shops, turn prod, screw, nut, bolt mfg	103	752	2 935	23	17	2	3	1	—	—	—	—	—	
333	Machinery mfg	752	7 832	30 517	16	8	1	1	1	3	1	1	—	—	
3331	Ag, construction & mining machinery mfg	(E)	(D)	(D)	5	2	1	—	—	1	—	1	—	—	
33311	Agricultural implement mfg	(E)	(D)	(D)	3	1	—	—	—	1	—	1	—	—	
3335	Metalworking machinery mfg	(C)	(D)	(D)	4	3	—	—	—	—	1	—	—	—	
33351	Metalworking machinery mfg	(C)	(D)	(D)	4	3	—	—	—	—	1	—	—	—	
335	Electrical equip, appliance & component mfg	100	759	2 695	3	—	—	1	2	—	—	—	—	—	
337	Furniture & related product mfg	215	2 074	9 222	21	6	8	6	—	1	—	—	—	—	
3371	HH & institutional furniture & kitchen cabinet mfg	(C)	(D)	(D)	19	5	8	6	—	—	—	—	—	—	
33711	Wood kitchen cabinet & countertop mfg	127	975	4 557	16	5	5	6	—	—	—	—	—	—	
337110	Wood kitchen cabinet & countertop mfg	127	975	4 557	16	5	5	6	—	—	—	—	—	—	
339	Miscellaneous mfg	167	1 013	3 990	11	6	1	1	2	1	—	—	—	—	
3399	Other miscellaneous mfg	(C)	(D)	(D)	9	5	1	—	2	1	—	—	—	—	
<b>42</b>	<b>Wholesale trade</b>	<b>1 994</b>	<b>21 425</b>	<b>89 039</b>	<b>192</b>	<b>119</b>	<b>26</b>	<b>23</b>	<b>18</b>	<b>2</b>	<b>3</b>	<b>1</b>	<b>—</b>	<b>—</b>	
423	Merchant Wholesalers, Durable Goods	987	12 501	48 934	102	61	16	14	8	1	2	—	—	—	
4238	Machinery, Equipment, and Supplies Merchant Wholesalers	696	9 701	37 028	37	13	7	8	6	1	2	—	—	—	
42381	Construction and Mining (except Oil Well) Machinery and Equipment Merchant Wholesalers	274	4 159	15 630	10	1	2	2	4	—	1	—	—	—	
423810	Construction and Mining (except Oil Well) Machinery and Equipment Merchant Wholesalers	274	4 159	15 630	10	1	2	2	4	—	1	—	—	—	
42383	Industrial Machinery and Equipment Merchant Wholesalers	357	4 880	18 816	21	10	4	4	1	1	1	—	—	—	
423830	Industrial Machinery and Equipment Merchant Wholesalers	357	4 880	18 816	21	10	4	4	1	1	1	—	—	—	
424	Merchant Wholesalers, Nondurable Goods	528	5 436	25 390	49	25	8	6	9	—	1	—	—	—	
4241	Paper and Paper Product Merchant Wholesalers	102	693	3 175	8	3	1	—	4	—	—	—	—	—	
4246	Chemical and Allied Products Merchant Wholesalers	146	2 139	9 554	7	3	1	2	—	—	1	—	—	—	
42469	Other Chemical and Allied Products Merchant Wholesalers	(C)	(D)	(D)	6	2	1	2	—	—	1	—	—	—	
4249	Miscellaneous Nondurable Goods Merchant Wholesalers	109	1 102	5 213	13	8	2	1	2	—	—	—	—	—	
425	Wholesale Electronic Markets and Agents and Brokers	479	3 488	14 715	41	33	2	3	1	1	—	1	—	—	
4251	Wholesale Electronic Markets and Agents and Brokers	479	3 488	14 715	41	33	2	3	1	1	—	1	—	—	
42512	Wholesale Trade Agents and Brokers	(E)	(D)	(D)	40	32	2	3	1	1	—	1	—	—	

See footnotes at end of table.

**Table 6. Counties—Employees, Payroll, and Establishments by Industry: 2003—Con.**

[Excludes most government employees, railroad employees, and self-employed persons. Size class 1 to 4 includes establishments with payroll, but no employees, during mid-March pay period. (D) denotes figures withheld to avoid disclosing data for individual companies; the data are included in broader industry totals. Detailed industries with 100 or more employees are shown if industry was not a (D). For explanation of terms, abbreviations, and data reliability/comparability, see introductory text]

NAICS code	Industry	Number of employees for week including March 12	Payroll (\$1,000)		Total number of establishments	Number of establishments by employment-size class									
			First quarter	Annual		1 to 4	5 to 9	10 to 19	20 to 49	50 to 99	100 to 249	250 to 499	500 to 999	1,000 or more	
<b>SCOTT—Con.</b>															
<b>44-45</b>	<b>Retail trade</b>	<b>3 908</b>	<b>19 656</b>	<b>86 647</b>	<b>314</b>	<b>142</b>	<b>62</b>	<b>70</b>	<b>26</b>	<b>8</b>	<b>5</b>	<b>1</b>			
441	Motor vehicle & parts dealers	814	6 166	28 212	64	26	14	14	7	3					
4411	Automobile dealers	456	3 814	16 574	27	16	2	2	5	2					
44111	New car dealers	417	3 503	15 258	13	5		1	5	2					
441110	New car dealers	417	3 503	15 258	13	5		1	5	2					
4412	Other motor vehicle dealers	151	1 237	6 107	17	4	7	4	2						
44122	Motorcycle & boat & other MV dealers	109	865	4 380	14	4	6	3	1						
4413	Automotive parts, accessories & tire stores	207	1 115	5 531	20	6	5	8		1					
44132	Tire dealers	111	654	3 520	6	2		3		1					
441320	Tire dealers	111	654	3 520	6	2		3		1					
443	Electronics & appliance stores	112	484	1 871	7	2	3	1		1					
4431	Electronics & appliance stores	112	484	1 871	7	2	3	1		1					
44311	Appliance, TV & all other electronics stores	(C)	(D)	(D)	6	1	3	1		1					
444	Bldg material & garden equip & supp dealers	328	2 504	11 547	36	17	8	6	4	1					
4441	Building material & supplies dealers	267	2 120	9 450	28	13	6	5	3	1					
44419	Other building material dealers	198	1 821	8 085	17	8	2	3	3	1					
444190	Other building material dealers	198	1 821	8 085	17	8	2	3	3	1					
445	Food & beverage stores	637	2 362	9 650	48	18	10	13	4	2	1				
4451	Grocery stores	(E)	(D)	(D)	13	6		1	3	2	1				
44511	Grocery (except convenience) stores	378	1 570	5 950	11	4		1	3	2	1				
445110	Grocery (except convenience) stores	378	1 570	5 950	11	4		1	3	2	1				
4453	Beer, wine & liquor stores	167	433	1 977	25	9	8	8							
44531	Beer, wine & liquor stores	167	433	1 977	25	9	8	8							
445310	Beer, wine & liquor stores	167	433	1 977	25	9	8	8							
446	Health & personal care stores	217	1 163	4 839	16	9	1	1	4	1					
4461	Health & personal care stores	217	1 163	4 839	16	9	1	1	4	1					
44611	Pharmacies & drug stores	201	1 088	4 525	7		1	1	4	1					
446110	Pharmacies & drug stores	201	1 088	4 525	7		1	1	4	1					
447	Gasoline stations	482	2 135	8 952	40	6	7	22	5						
4471	Gasoline stations	482	2 135	8 952	40	6	7	22	5						
44711	Gasoline stations with convenience stores	388	1 671	6 964	33	4	6	20	3						
447110	Gasoline stations with convenience stores	388	1 671	6 964	33	4	6	20	3						
452	General merchandise stores	(F)	(D)	(D)	6				1		4	1			
4521	Department stores	686	2 259	10 345	5				1		3	1			
45211	Department stores	686	2 259	10 345	5				1		3	1			
452112	Discount Department Stores	686	2 259	10 345	5				1		3	1			
4529	Other general merchandise stores	(C)	(D)	(D)	1						1				
45291	Warehouse clubs & superstores	(C)	(D)	(D)	1						1				
453	Miscellaneous store retailers	127	428	1 748	31	21	6	3	1						
<b>48-49</b>	<b>Transportation &amp; warehousing</b>	<b>1 083</b>	<b>8 694</b>	<b>36 795</b>	<b>106</b>	<b>72</b>	<b>11</b>	<b>14</b>	<b>5</b>	<b>1</b>	<b>2</b>	<b>1</b>			
484	Truck transportation	425	3 298	14 729	71	54	7	6	2	1	1				
4841	General freight trucking	295	2 481	10 172	34	26	2	2	2	1	1				
48412	General freight trucking, long-distance	253	2 220	8 652	22	16	2	1	1	1					
4842	Specialized freight trucking	130	817	4 557	37	28	5	4							
48422	Specialized freight (exc used) trucking, local	110	738	4 145	26	18	4	4							
484220	Specialized freight (exc used) trucking, local	110	738	4 145	26	18	4	4							
485	Transit & ground passenger transportation	(C)	(D)	(D)	14	5	2	4	3						
4854	School & employee bus transportation	(C)	(D)	(D)	11	2	2	4	3						
48541	School & employee bus transportation	(C)	(D)	(D)	11	2	2	4	3						
488	Transportation support activities	156	1 504	6 288	11	7		3			1				
4885	Freight transportation arrangement	119	1 289	5 476	5	3		1			1				
48851	Freight transportation arrangement	119	1 289	5 476	5	3		1			1				
488510	Freight transportation arrangement	119	1 289	5 476	5	3		1			1				
493	Warehousing & storage	(E)	(D)	(D)	4	1	1	1				1			
4931	Warehousing & storage	(E)	(D)	(D)	4	1	1	1				1			
49311	General warehousing & storage	(E)	(D)	(D)	3	1		1				1			
<b>51</b>	<b>Information</b>	<b>265</b>	<b>2 294</b>	<b>9 401</b>	<b>27</b>	<b>13</b>	<b>7</b>	<b>3</b>	<b>2</b>	<b>2</b>					
517	Telecommunications	(C)	(D)	(D)	8	3	1	2	1	1					
<b>52</b>	<b>Finance &amp; insurance</b>	<b>625</b>	<b>5 348</b>	<b>23 159</b>	<b>141</b>	<b>105</b>	<b>16</b>	<b>11</b>	<b>9</b>						
522	Credit intermediation & related activities	451	4 110	17 195	59	32	9	10	8						
5221	Depository credit intermediation	(E)	(D)	(D)	30	8	6	9	7						
52211	Commercial banking	369	3 159	12 526	28	7	5	9	7						
522110	Commercial banking	369	3 159	12 526	28	7	5	9	7						
524	Insurance carriers & related activities	150	1 063	5 138	62	55	5	1	1						
5242	Agencies & other insurance related activities	131	792	4 072	56	50	5		1						
52421	Insurance agencies & brokerages	126	747	3 880	49	43	5		1						
524210	Insurance agencies & brokerages	126	747	3 880	49	43	5		1						
<b>53</b>	<b>Real estate &amp; rental &amp; leasing</b>	<b>339</b>	<b>1 807</b>	<b>9 580</b>	<b>115</b>	<b>92</b>	<b>16</b>	<b>5</b>	<b>2</b>						
531	Real estate	232	1 327	7 381	100	86	11	2	1						
5312	Offices of real estate agents & brokers	105	723	4 195	53	45	7	1							
53121	Offices of real estate agents & brokers	105	723	4 195	53	45	7	1							
531210	Offices of real estate agents & brokers	105	723	4 195	53	45	7	1							
532	Rental & leasing services	107	480	2 199	15	6	5	3	1						

See footnotes at end of table.

**Table 6. Counties—Employees, Payroll, and Establishments by Industry: 2003—Con.**

[Excludes most government employees, railroad employees, and self-employed persons. Size class 1 to 4 includes establishments with payroll, but no employees, during mid-March pay period. (D) denotes figures withheld to avoid disclosing data for individual companies; the data are included in broader industry totals. Detailed industries with 100 or more employees are shown if industry was not a (D). For explanation of terms, abbreviations, and data reliability/comparability, see introductory text]

NAICS code	Industry	Number of employees for week including March 12	Payroll (\$1,000)		Total number of establishments	Number of establishments by employment-size class									
			First quarter	Annual		1 to 4	5 to 9	10 to 19	20 to 49	50 to 99	100 to 249	250 to 499	500 to 999	1,000 or more	
<b>SCOTT—Con.</b>															
<b>54</b>	<b>Professional, scientific &amp; technical services</b>	<b>857</b>	<b>7 651</b>	<b>33 688</b>	<b>302</b>	<b>254</b>	<b>31</b>	<b>8</b>	<b>8</b>	<b>1</b>	—	—	—	—	
541	Professional, scientific & technical services	857	7 651	33 688	302	254	31	8	8	1	—	—	—	—	
5411	Legal services	105	923	4 947	27	19	6	1	1	—	—	—	—	—	
5412	Accounting, tax prep, bookkeep, payroll services	113	594	3 276	24	16	5	2	1	—	—	—	—	—	
54121	Accounting, tax prep, bookkeep, payroll services	113	594	3 276	24	16	5	2	1	—	—	—	—	—	
5415	Computer systems design & related services	214	3 116	11 773	94	86	5	1	1	1	—	—	—	—	
54151	Computer systems design & related services	214	3 116	11 773	94	86	5	1	1	1	—	—	—	—	
541511	Custom computer programming services	115	1 714	6 533	54	48	5	—	1	—	—	—	—	—	
5419	Oth professional, scientific, technical services	174	897	4 082	25	15	6	—	4	—	—	—	—	—	
54194	Veterinary services	120	622	2 766	11	3	5	—	3	—	—	—	—	—	
541940	Veterinary services	120	622	2 766	11	3	5	—	3	—	—	—	—	—	
<b>55</b>	<b>Management of companies &amp; enterprises</b>	<b>796</b>	<b>8 825</b>	<b>33 845</b>	<b>20</b>	<b>6</b>	<b>5</b>	<b>3</b>	<b>3</b>	<b>2</b>	—	<b>1</b>	—	—	
551	Management of companies & enterprises	796	8 825	33 845	20	6	5	3	3	2	—	1	—	—	
5511	Management of companies & enterprises	796	8 825	33 845	20	6	5	3	3	2	—	1	—	—	
55111	Management of companies & enterprises	796	8 825	33 845	20	6	5	3	3	2	—	1	—	—	
551114	Corp. subsidiary & regional managing offices	761	8 531	32 308	15	4	4	1	3	2	—	1	—	—	
<b>56</b>	<b>Admin, support, waste mgt, remediation services</b>	<b>1 331</b>	<b>6 851</b>	<b>37 203</b>	<b>182</b>	<b>131</b>	<b>25</b>	<b>14</b>	<b>7</b>	<b>3</b>	<b>1</b>	<b>1</b>	—	—	
561	Administrative & support services	1 049	4 227	25 684	169	126	24	10	6	2	—	1	—	—	
5613	Employment services	297	578	3 411	5	4	—	—	—	—	—	1	—	—	
56133	Employee leasing services	(E)	(D)	(D)	2	1	—	—	—	—	—	1	—	—	
5617	Services to buildings & dwellings	542	2 068	14 905	120	93	16	4	5	2	—	—	—	—	
56172	Janitorial services	141	295	1 348	21	13	4	1	2	1	—	—	—	—	
561720	Janitorial services	141	295	1 348	21	13	4	1	2	1	—	—	—	—	
56173	Landscaping services	302	1 323	11 431	90	75	9	3	3	—	—	—	—	—	
561730	Landscaping services	302	1 323	11 431	90	75	9	3	3	—	—	—	—	—	
562	Waste management & remediation services	282	2 624	11 519	13	5	1	4	1	1	1	—	—	—	
5621	Waste collection	159	1 445	6 166	7	2	1	3	—	—	1	—	—	—	
56211	Waste collection	159	1 445	6 166	7	2	1	3	—	—	1	—	—	—	
<b>61</b>	<b>Educational services</b>	<b>242</b>	<b>1 026</b>	<b>4 572</b>	<b>24</b>	<b>15</b>	<b>5</b>	<b>2</b>	—	<b>2</b>	—	—	—	—	
611	Educational services	242	1 026	4 572	24	15	5	2	—	2	—	—	—	—	
6111	Elementary & secondary schools	(C)	(D)	(D)	3	—	1	—	—	2	—	—	—	—	
61111	Elementary & secondary schools	(C)	(D)	(D)	3	—	1	—	—	2	—	—	—	—	
<b>62</b>	<b>Health care and social assistance</b>	<b>3 198</b>	<b>22 908</b>	<b>97 319</b>	<b>155</b>	<b>66</b>	<b>36</b>	<b>21</b>	<b>23</b>	<b>1</b>	<b>5</b>	<b>2</b>	<b>1</b>	—	
621	Ambulatory health care services	1 009	7 827	37 988	98	47	23	14	12	1	1	—	—	—	
6211	Offices of physicians	272	2 862	13 753	21	9	1	5	6	—	—	—	—	—	
62111	Offices of physicians	272	2 862	13 753	21	9	1	5	6	—	—	—	—	—	
6212	Offices of dentists	237	2 020	9 517	33	11	13	8	1	—	—	—	—	—	
62121	Offices of dentists	237	2 020	9 517	33	11	13	8	1	—	—	—	—	—	
621210	Offices of dentists	237	2 020	9 517	33	11	13	8	1	—	—	—	—	—	
6213	Offices of other health practitioners	212	1 418	6 227	33	21	7	1	4	—	—	—	—	—	
6214	Outpatient care centers	(C)	(D)	(D)	5	3	1	—	—	—	1	—	—	—	
62149	Other outpatient care centers	(C)	(D)	(D)	3	2	—	—	—	—	—	—	—	—	
6216	Home health care services	(C)	(D)	(D)	3	1	—	—	1	1	—	—	—	—	
62161	Home health care services	(C)	(D)	(D)	3	1	—	—	1	1	—	—	—	—	
622	Hospitals	(F)	(D)	(D)	2	—	—	—	—	—	—	1	1	—	
6221	General medical & surgical hospitals	(F)	(D)	(D)	2	—	—	—	—	—	—	1	1	—	
62211	General medical & surgical hospitals	(F)	(D)	(D)	2	—	—	—	—	—	—	1	1	—	
623	Nursing & residential care facilities	882	4 209	17 469	20	2	6	4	4	—	3	1	—	—	
6231	Nursing care facilities	716	3 622	14 913	7	—	1	1	1	—	3	1	—	—	
62311	Nursing care facilities	716	3 622	14 913	7	—	1	1	1	—	3	1	—	—	
623110	Nursing care facilities	716	3 622	14 913	7	—	1	1	1	—	3	1	—	—	
6232	Residential mental retardation, health facil	(C)	(D)	(D)	11	—	5	3	3	—	—	—	—	—	
62321	Residential mental retardation facilities	(C)	(D)	(D)	11	—	5	3	3	—	—	—	—	—	
624	Social assistance	(E)	(D)	(D)	35	17	7	3	7	—	1	—	—	—	
6241	Individual & family services	180	1 090	4 099	4	1	1	1	—	—	1	—	—	—	
62419	Other individual & family services	(C)	(D)	(D)	2	—	—	—	—	—	—	1	—	—	
6244	Child day care services	221	845	3 527	25	14	4	1	6	—	—	—	—	—	
62441	Child day care services	221	845	3 527	25	14	4	1	6	—	—	—	—	—	
624410	Child day care services	221	845	3 527	25	14	4	1	6	—	—	—	—	—	
<b>71</b>	<b>Arts, entertainment &amp; recreation</b>	<b>1 140</b>	<b>7 262</b>	<b>38 231</b>	<b>57</b>	<b>29</b>	<b>8</b>	<b>8</b>	<b>7</b>	<b>3</b>	<b>1</b>	<b>1</b>	—	—	
711	Performing arts, spectator sports & related industries	(E)	(D)	(D)	20	15	3	—	1	—	1	—	—	—	
7112	Spectator sports	244	1 636	8 451	5	3	1	—	—	—	1	—	—	—	
71121	Spectator sports	244	1 636	8 451	5	3	1	—	—	—	1	—	—	—	

See footnotes at end of table.

**Table 6. Counties—Employees, Payroll, and Establishments by Industry: 2003—Con.**

[Excludes most government employees, railroad employees, and self-employed persons. Size class 1 to 4 includes establishments with payroll, but no employees, during mid-March pay period. (D) denotes figures withheld to avoid disclosing data for individual companies; the data are included in broader industry totals. Detailed industries with 100 or more employees are shown if industry was not a (D). For explanation of terms, abbreviations, and data reliability/comparability, see introductory text]

NAICS code	Industry	Number of employees for week including March 12	Payroll (\$1,000)		Total number of establishments	Number of establishments by employment-size class								
			First quarter	Annual		1 to 4	5 to 9	10 to 19	20 to 49	50 to 99	100 to 249	250 to 499	500 to 999	1,000 or more
<b>SCOTT—Con.</b>														
<b>71</b>	<b>Arts, entertainment &amp; recreation—Con.</b>													
713	Amusement, gambling & recreation industries . . . .	836	5 318	28 221	35	12	5	8	6	3	—	1	—	—
7132	Gambling industries . . . . .	(E)	(D)	(D)	2	—	—	1	—	—	—	1	—	—
71321	Casinos (except hotel casinos) . . . . .	(E)	(D)	(D)	1	—	—	—	—	—	—	1	—	—
7139	Other amusement & recreation industries . . . . .	(E)	(D)	(D)	30	11	4	7	6	2	—	—	—	—
71391	Golf courses & country clubs . . . . .	145	591	3 786	5	1	1	—	2	1	—	—	—	—
713910	Golf courses & country clubs . . . . .	145	591	3 786	5	1	1	—	2	1	—	—	—	—
71394	Fitness & recreational sports centers . . . . .	133	361	2 237	12	2	3	5	2	—	—	—	—	—
713940	Fitness & recreational sports centers . . . . .	133	361	2 237	12	2	3	5	2	—	—	—	—	—
71399	All other amusement & recreation industries . .	104	284	1 498	10	7	—	2	—	1	—	—	—	—
713990	All other amusement & recreation industries . . . . .	104	284	1 498	10	7	—	2	—	1	—	—	—	—
<b>72</b>	<b>Accommodation &amp; food services</b> . . . . .	<b>7 391</b>	<b>35 269</b>	<b>145 744</b>	<b>167</b>	<b>51</b>	<b>30</b>	<b>32</b>	<b>38</b>	<b>12</b>	<b>3</b>	—	—	<b>1</b>
721	Accommodation . . . . .	(H)	(D)	(D)	19	12	—	1	4	1	—	—	—	1
7211	Traveler accommodation . . . . .	(H)	(D)	(D)	14	7	—	1	4	1	—	—	—	1
72111	Hotels (exc casino hotels) & motels . . . . .	(C)	(D)	(D)	13	7	—	1	4	1	—	—	—	—
72112	Casino hotels . . . . .	(H)	(D)	(D)	1	—	—	—	—	—	—	—	—	1
722	Food services & drinking places . . . . .	(H)	(D)	(D)	148	39	30	31	34	11	3	—	—	—
7221	Full-service restaurants . . . . .	1 286	3 245	14 122	48	10	6	10	12	9	1	—	—	—
72211	Full-service restaurants . . . . .	1 286	3 245	14 122	48	10	6	10	12	9	1	—	—	—
722110	Full-service restaurants . . . . .	1 286	3 245	14 122	48	10	6	10	12	9	1	—	—	—
7222	Limited-service eating places . . . . .	(G)	(D)	(D)	68	15	11	17	21	2	2	—	—	—
72221	Limited-service eating places . . . . .	(G)	(D)	(D)	68	15	11	17	21	2	2	—	—	—
7224	Drinking places (alcoholic beverages) . . . . .	(C)	(D)	(D)	20	9	9	2	—	—	—	—	—	—
72241	Drinking places (alcoholic beverages) . . . . .	(C)	(D)	(D)	20	9	9	2	—	—	—	—	—	—
<b>81</b>	<b>Other services (except public administration)</b> . . . . .	<b>1 716</b>	<b>6 993</b>	<b>29 241</b>	<b>252</b>	<b>156</b>	<b>46</b>	<b>35</b>	<b>10</b>	<b>4</b>	<b>1</b>	—	—	—
811	Repair & maintenance . . . . .	443	3 294	13 611	102	74	15	10	3	—	—	—	—	—
8111	Automotive repair & maintenance . . . . .	355	2 638	10 702	72	46	15	9	2	—	—	—	—	—
81111	Automotive mechanical & electrical R&M . . . . .	185	1 342	5 545	38	25	10	2	1	—	—	—	—	—
811111	General automotive repair . . . . .	169	1 194	4 837	34	23	8	2	1	—	—	—	—	—
811112	Automotive body, paint, interior & glass repair . . . . .	140	1 141	4 534	29	18	5	5	1	—	—	—	—	—
811121	Automotive body, paint & interior R&M . . . . .	119	993	3 843	24	15	3	5	1	—	—	—	—	—
812	Personal & laundry services . . . . .	458	1 140	5 313	68	45	10	11	1	—	1	—	—	—
8121	Personal care services . . . . .	226	611	2 966	39	24	7	7	1	—	—	—	—	—
81211	Hair, nail & skin care services . . . . .	225	608	2 849	35	20	7	7	1	—	—	—	—	—
812112	Beauty salons . . . . .	197	552	2 582	28	15	6	6	1	—	—	—	—	—
8129	Other personal services . . . . .	177	215	855	17	12	2	2	—	—	1	—	—	—
81293	Parking lots & garages . . . . .	(C)	(D)	(D)	1	—	—	—	—	—	1	—	—	—
813	Religious, grantmaking, civic, prof & like organizations . . . . .	815	2 559	10 317	82	37	21	14	6	4	—	—	—	—
8131	Religious organizations . . . . .	533	2 013	8 021	49	19	15	9	3	3	—	—	—	—
81311	Religious organizations . . . . .	533	2 013	8 021	49	19	15	9	3	3	—	—	—	—
813110	Religious organizations . . . . .	533	2 013	8 021	49	19	15	9	3	3	—	—	—	—
8134	Civic & social organizations . . . . .	206	321	1 284	12	3	3	2	3	1	—	—	—	—
81341	Civic & social organizations . . . . .	206	321	1 284	12	3	3	2	3	1	—	—	—	—
813410	Civic & social organizations . . . . .	206	321	1 284	12	3	3	2	3	1	—	—	—	—
<b>99</b>	<b>Unclassified establishments</b> . . . . .	<b>1</b>	<b>5</b>	<b>76</b>	<b>6</b>	<b>6</b>	—	—	—	—	—	—	—	—
<b>SHERBURNE</b>														
	<b>Total</b> . . . . .	<b>16 606</b>	<b>109 193</b>	<b>479 218</b>	<b>1 663</b>	<b>1 001</b>	<b>256</b>	<b>230</b>	<b>119</b>	<b>33</b>	<b>19</b>	<b>5</b>	—	—
<b>11</b>	<b>Forestry, fishing, hunting, and agriculture support</b> . . . . .	<b>(A)</b>	<b>(D)</b>	<b>(D)</b>	<b>2</b>	<b>2</b>	—	—	—	—	—	—	—	—
<b>21</b>	<b>Mining</b> . . . . .	<b>(B)</b>	<b>(D)</b>	<b>(D)</b>	<b>4</b>	<b>2</b>	—	<b>1</b>	<b>1</b>	—	—	—	—	—
<b>22</b>	<b>Utilities</b> . . . . .	<b>(F)</b>	<b>(D)</b>	<b>(D)</b>	<b>7</b>	<b>3</b>	<b>1</b>	—	—	<b>1</b>	—	<b>2</b>	—	—
221	Utilities . . . . .	(F)	(D)	(D)	7	3	1	—	—	1	—	2	—	—
2211	Elec pwr generation, transmsn & distribution . .	(F)	(D)	(D)	5	1	1	—	—	1	—	2	—	—
22111	Electric power generation . . . . .	(E)	(D)	(D)	2	—	1	—	—	—	—	1	—	—
22112	Electric pwr transmsn, control & distribution . .	(E)	(D)	(D)	3	1	—	—	—	1	—	1	—	—
<b>23</b>	<b>Construction</b> . . . . .	<b>1 610</b>	<b>11 270</b>	<b>63 574</b>	<b>440</b>	<b>345</b>	<b>53</b>	<b>32</b>	<b>7</b>	<b>3</b>	—	—	—	—
236	Construction of Buildings . . . . .	400	3 059	13 140	106	80	18	6	1	1	—	—	—	—
2361	Residential Building Construction . . . . .	320	2 349	9 930	93	73	15	4	—	1	—	—	—	—
23611	Residential Building Construction . . . . .	320	2 349	9 930	93	73	15	4	—	1	—	—	—	—
236115	New Single-Family Housing Construction (except Operative Builders) . . . . .	254	1 973	7 661	63	47	12	3	—	1	—	—	—	—

See footnotes at end of table.

**Table 6. Counties—Employees, Payroll, and Establishments by Industry: 2003—Con.**

[Excludes most government employees, railroad employees, and self-employed persons. Size class 1 to 4 includes establishments with payroll, but no employees, during mid-March pay period. (D) denotes figures withheld to avoid disclosing data for individual companies; the data are included in broader industry totals. Detailed industries with 100 or more employees are shown if industry was not a (D). For explanation of terms, abbreviations, and data reliability/comparability, see introductory text]

NAICS code	Industry	Number of employees for week including March 12	Payroll (\$1,000)		Total number of establishments	Number of establishments by employment-size class																				
			First quarter	Annual		1 to 4	5 to 9	10 to 19	20 to 49	50 to 99	100 to 249	250 to 499	500 to 999	1,000 or more												
<b>SHERBURNE—Con.</b>																										
<b>23 Construction—Con.</b>																										
238	Specialty Trade Contractors .....	1 111	7 501	41 725	307	243	33	24	5	2	—	—	—	—	—	—	—									
2381	Foundation, Structure, and Building Exterior Contractors .....	543	3 300	18 791	113	84	12	12	4	1	—	—	—	—	—	—	—									
23811	Poured Concrete Foundation and Structure Contractors .....	113	752	5 396	21	15	—	5	1	—	—	—	—	—	—	—	—									
238110	Poured Concrete Foundation and Structure Contractors .....	113	752	5 396	21	15	—	5	1	—	—	—	—	—	—	—	—									
23813	Framing Contractors .....	186	1 107	5 219	33	20	9	2	2	—	—	—	—	—	—	—	—									
238130	Framing Contractors .....	186	1 107	5 219	33	20	9	2	2	—	—	—	—	—	—	—	—									
23814	Masonry Contractors .....	181	1 027	5 603	28	22	1	3	1	1	—	—	—	—	—	—	—									
238140	Masonry Contractors .....	181	1 027	5 603	28	22	1	3	1	1	—	—	—	—	—	—	—									
2382	Building Equipment Contractors .....	341	2 779	13 270	81	60	10	9	1	1	—	—	—	—	—	—	—									
23821	Electrical Contractors .....	(C)	(D)	(D)	38	29	2	6	1	—	—	—	—	—	—	—	—									
23822	Plumbing, Heating, and Air-Conditioning Contractors .....	173	1 661	7 928	41	30	8	2	—	1	—	—	—	—	—	—	—									
238220	Plumbing, Heating, and Air-Conditioning Contractors .....	173	1 661	7 928	41	30	8	2	—	1	—	—	—	—	—	—	—									
2383	Building Finishing Contractors .....	146	883	3 715	67	58	7	2	—	—	—	—	—	—	—	—	—									
<b>31-33 Manufacturing .....</b>														<b>2 242</b>	<b>21 392</b>	<b>92 744</b>	<b>122</b>	<b>42</b>	<b>27</b>	<b>24</b>	<b>19</b>	<b>5</b>	<b>5</b>	—	—	—
321	Wood product mfg .....	137	952	4 175	7	1	—	4	2	—	—	—	—	—	—	—	—									
322	Paper mfg .....	(C)	(D)	(D)	3	1	—	—	1	—	1	—	—	—	—	—	—									
3221	Pulp, paper & paperboard mills .....	(C)	(D)	(D)	1	—	—	—	—	—	—	—	—	—	—	—	—									
32213	Paperboard mills .....	(C)	(D)	(D)	1	—	—	—	—	—	—	—	—	—	—	—	—									
326	Plastics & rubber products mfg .....	208	1 435	5 525	4	1	—	—	2	—	1	—	—	—	—	—	—									
3261	Plastics product mfg .....	208	1 435	5 525	4	1	—	—	2	—	1	—	—	—	—	—	—									
32619	Other plastics product mfg .....	(C)	(D)	(D)	3	1	—	—	1	—	—	—	—	—	—	—	—									
327	Nonmetallic mineral product mfg .....	176	1 715	11 213	7	2	1	1	1	2	—	—	—	—	—	—	—									
3273	Cement & concrete product mfg .....	(C)	(D)	(D)	6	1	1	1	1	2	—	—	—	—	—	—	—									
32733	Concrete pipe, brick & block mfg .....	(C)	(D)	(D)	2	—	—	—	—	2	—	—	—	—	—	—	—									
332	Fabricated metal product mfg .....	720	8 807	34 548	44	16	12	5	7	3	1	—	—	—	—	—	—									
3323	Architectural & structural metals mfg .....	100	1 180	4 601	4	—	2	1	—	1	—	—	—	—	—	—	—									
3327	Mach shops, turn prod, screw, nut, bolt mfg .....	446	5 768	22 375	30	14	8	1	5	1	1	—	—	—	—	—	—									
33271	Machine shops .....	(E)	(D)	(D)	28	13	7	1	5	1	1	—	—	—	—	—	—									
3329	Other fabricated metal product mfg .....	115	1 332	5 097	5	1	1	1	1	1	—	—	—	—	—	—	—									
333	Machinery mfg .....	129	1 210	5 094	14	4	5	4	1	—	—	—	—	—	—	—	—									
335	Electrical equip, appliance & component mfg .....	173	2 271	9 128	3	—	1	1	1	—	1	—	—	—	—	—	—									
3353	Electrical equipment mfg .....	(C)	(D)	(D)	2	—	—	—	1	—	1	—	—	—	—	—	—									
33531	Electrical equipment mfg .....	(C)	(D)	(D)	2	—	—	—	1	—	1	—	—	—	—	—	—									
337	Furniture & related product mfg .....	242	1 784	7 731	16	7	4	3	1	—	1	—	—	—	—	—	—									
3372	Office furniture (including fixtures) mfg .....	176	1 359	5 906	3	—	—	1	1	—	1	—	—	—	—	—	—									
33721	Office furniture (including fixtures) mfg .....	176	1 359	5 906	3	—	—	1	1	—	1	—	—	—	—	—	—									
<b>42 Wholesale trade .....</b>														<b>407</b>	<b>3 201</b>	<b>14 670</b>	<b>65</b>	<b>46</b>	<b>6</b>	<b>11</b>	<b>1</b>	<b>—</b>	<b>1</b>	<b>—</b>	<b>—</b>	<b>—</b>
423	Merchant Wholesalers, Durable Goods .....	315	2 012	9 160	38	25	5	6	1	—	1	—	—	—	—	—	—									
4231	Motor Vehicle and Motor Vehicle Parts and Supplies Merchant Wholesalers .....	(C)	(D)	(D)	5	3	—	1	—	—	1	—	—	—	—	—	—									
42311	Automobile and Other Motor Vehicle Merchant Wholesalers .....	(C)	(D)	(D)	3	1	—	1	—	—	1	—	—	—	—	—	—									
<b>44-45 Retail trade .....</b>														<b>3 205</b>	<b>16 025</b>	<b>68 274</b>	<b>187</b>	<b>69</b>	<b>53</b>	<b>39</b>	<b>13</b>	<b>6</b>	<b>5</b>	<b>2</b>	—	—
441	Motor vehicle & parts dealers .....	395	2 814	13 216	37	16	13	4	1	3	—	—	—	—	—	—	—									
4411	Automobile dealers .....	190	1 553	6 976	16	8	6	—	—	2	—	—	—	—	—	—	—									
44111	New car dealers .....	154	1 372	6 073	6	2	2	—	—	2	—	—	—	—	—	—	—									
441110	New car dealers .....	154	1 372	6 073	6	2	2	—	—	2	—	—	—	—	—	—	—									
4413	Automotive parts, accessories & tire stores .....	117	626	2 883	14	6	4	3	1	—	—	—	—	—	—	—	—									
442	Furniture & home furnishing stores .....	372	2 141	10 109	10	5	3	—	—	1	—	—	1	—	—	—	—									
4421	Furniture stores .....	(E)	(D)	(D)	3	—	1	—	—	1	—	—	1	—	—	—	—									
44211	Furniture stores .....	(E)	(D)	(D)	3	—	1	—	—	1	—	—	1	—	—	—	—									
444	Bldg material & garden equip & supp dealers .....	512	3 295	13 722	29	8	9	8	2	—	2	—	—	—	—	—	—									
4441	Building material & supplies dealers .....	487	3 223	12 523	23	5	6	8	2	—	2	—	—	—	—	—	—									
44411	Home centers .....	313	1 934	6 764	3	—	—	—	—	1	—	—	2	—	—	—	—									
444110	Home centers .....	313	1 934	6 764	3	—	—	—	—	1	—	—	2	—	—	—	—									
44419	Other building material dealers .....	109	1 075	4 831	12	4	2	5	1	—	—	—	—	—	—	—	—									
444190	Other building material dealers .....	109	1 075	4 831	12	4	2	5	1	—	—	—	—	—	—	—	—									
445	Food & beverage stores .....	578	2 282	9 068	18	6	3	3	3	1	2	—	—	—	—	—	—									
4451	Grocery stores .....	(E)	(D)	(D)	7	—	—	2	2	1	2	—	—	—	—	—	—									
44511	Grocery (except convenience) stores .....	480	1 930	7 605	6	—	—	1	2	1	2	—	—	—	—	—	—									
445110	Grocery (except convenience) stores .....	480	1 930	7 605	6	—	—	1	2	1	2	—	—	—	—	—	—									
447	Gasoline stations .....	398	1 736	6 584	27	4	5	15	2	1	—	—	—	—	—	—	—									
4471	Gasoline stations .....	398	1 736	6 584	27	4	5	15	2	1	—	—	—	—	—	—	—									
44711	Gasoline stations with convenience stores .....	286	1 025	4 185	23	3	4	15	1	—	—	—	—	—	—	—	—									
447110	Gasoline stations with convenience stores .....	286	1 025	4 185	23	3	4	15	1	—	—	—	—	—	—	—	—									
44719	Other gasoline stations .....	112	711	2 399	4	1	1	—	1	1	—	—	—	—	—	—	—									
447190	Other gasoline stations .....	112	711	2 399	4	1	1	—	1	1	—	—	—	—	—	—	—									
452	General merchandise stores .....	(F)	(D)	(D)	5	1	1	1	—	—	1	1	—	—	—	—	—									
4521	Department stores .....	(E)	(D)	(D)	2	—	—	—	—	—	—	—	1	1	—	—	—									
45211	Department stores .....	(E)	(D)	(D)	2	—	—	—	—	—	—	—	1	1	—	—	—									
453	Miscellaneous store retailers .....	180	555	1 985	20	9	6	2	3	—	—	—	—	—	—	—	—									
4532	Office supplies, stationery & gift stores .....	(C)	(D)	(D)	8	3	2	1	2	—	—	—	—	—	—	—	—									

See footnotes at end of table.

**Table 6. Counties—Employees, Payroll, and Establishments by Industry: 2003—Con.**

[Excludes most government employees, railroad employees, and self-employed persons. Size class 1 to 4 includes establishments with payroll, but no employees, during mid-March pay period. (D) denotes figures withheld to avoid disclosing data for individual companies; the data are included in broader industry totals. Detailed industries with 100 or more employees are shown if industry was not a (D). For explanation of terms, abbreviations, and data reliability/comparability, see introductory text]

NAICS code	Industry	Number of employees for week including March 12	Payroll (\$1,000)		Total number of establishments	Number of establishments by employment-size class								
			First quarter	Annual		1 to 4	5 to 9	10 to 19	20 to 49	50 to 99	100 to 249	250 to 499	500 to 999	1,000 or more
<b>SHERBURNE—Con.</b>														
<b>48-49</b>	<b>Transportation &amp; warehousing</b>	<b>622</b>	<b>3 420</b>	<b>15 640</b>	<b>84</b>	<b>66</b>	<b>2</b>	<b>5</b>	<b>8</b>	<b>2</b>	<b>1</b>			
484	Truck transportation	391	2 526	11 561	63	53	1	1	6	2				
4841	General freight trucking	314	2 126	8 902	40	33			5	2				
48411	General freight trucking, local	131	964	3 838	16	13			2	1				
484110	General freight trucking, local	131	964	3 838	16	13			2	1				
48412	General freight trucking, long-distance	183	1 162	5 064	24	20			3	1				
485	Transit & ground passenger transportation	141	484	1 976	9	6		2			1			
4854	School & employee bus transportation	(C)	(D)	(D)	2	1					1			
48541	School & employee bus transportation	(C)	(D)	(D)	2	1					1			
<b>51</b>	<b>Information</b>	<b>197</b>	<b>1 665</b>	<b>7 850</b>	<b>13</b>	<b>6</b>	<b>2</b>	<b>1</b>	<b>3</b>	<b>1</b>				
517	Telecommunications	(C)	(D)	(D)	4	2			1	1				
5171	Wired Telecommunications Carriers	(C)	(D)	(D)	4	2			1	1				
51711	Wired Telecommunications Carriers	(C)	(D)	(D)	4	2			1	1				
<b>52</b>	<b>Finance &amp; insurance</b>	<b>516</b>	<b>5 556</b>	<b>23 799</b>	<b>74</b>	<b>50</b>	<b>8</b>	<b>12</b>	<b>2</b>	<b>2</b>				
522	Credit intermediation & related activities	429	4 552	19 336	38	17	6	11	2	2				
5221	Depository credit intermediation	353	3 326	14 601	24	7	5	9	1	2				
52211	Commercial banking	330	3 198	13 881	20	5	4	8	1	2				
522110	Commercial banking	330	3 198	13 881	20	5	4	8	1	2				
<b>53</b>	<b>Real estate &amp; rental &amp; leasing</b>	<b>230</b>	<b>1 014</b>	<b>5 027</b>	<b>63</b>	<b>49</b>	<b>6</b>	<b>7</b>	<b>1</b>					
531	Real estate	171	856	4 526	55	45	5	4	1					
<b>54</b>	<b>Professional, scientific &amp; technical services</b>	<b>405</b>	<b>3 827</b>	<b>13 956</b>	<b>101</b>	<b>79</b>	<b>10</b>	<b>8</b>	<b>4</b>					
541	Professional, scientific & technical services	405	3 827	13 956	101	79	10	8	4					
<b>55</b>	<b>Management of companies &amp; enterprises</b>	<b>100</b>	<b>1 974</b>	<b>7 053</b>	<b>4</b>			<b>2</b>	<b>2</b>					
551	Management of companies & enterprises	100	1 974	7 053	4			2	2					
5511	Management of companies & enterprises	100	1 974	7 053	4			2	2					
55111	Management of companies & enterprises	100	1 974	7 053	4			2	2					
<b>56</b>	<b>Admin, support, waste mgt, remediation services</b>	<b>547</b>	<b>2 469</b>	<b>12 455</b>	<b>83</b>	<b>62</b>	<b>8</b>	<b>6</b>	<b>5</b>	<b>1</b>	<b>1</b>			
561	Administrative & support services	482	1 751	9 430	77	60	6	5	4	1	1			
5613	Employment services	(C)	(D)	(D)	1						1			
56132	Temporary help services	(C)	(D)	(D)	1						1			
5617	Services to buildings & dwellings	171	566	4 408	57	47	4	4	2					
<b>61</b>	<b>Educational services</b>	<b>(B)</b>	<b>(D)</b>	<b>(D)</b>	<b>11</b>	<b>4</b>	<b>4</b>	<b>3</b>						
<b>62</b>	<b>Health care and social assistance</b>	<b>2 330</b>	<b>11 782</b>	<b>51 023</b>	<b>119</b>	<b>49</b>	<b>25</b>	<b>25</b>	<b>10</b>	<b>5</b>	<b>4</b>	<b>1</b>		
621	Ambulatory health care services	986	6 670	29 968	59	24	13	12	5	4	1			
6211	Offices of physicians	149	2 034	9 702	8	1	1	3	3					
62111	Offices of physicians	149	2 034	9 702	8	1	1	3	3					
6212	Offices of dentists	124	928	4 575	12	4	3	4	1					
62121	Offices of dentists	124	928	4 575	12	4	3	4	1					
621210	Offices of dentists	124	928	4 575	12	4	3	4	1					
6213	Offices of other health practitioners	(C)	(D)	(D)	24	16	5	2		1				
6216	Home health care services	501	1 446	6 213	7	1		1	3	1				
62161	Home health care services	501	1 446	6 213	7	1		1	3	1				
621610	Home health care services	501	1 446	6 213	7	1		1	3	1				
623	Nursing & residential care facilities	955	3 989	16 202	22	4	6	6	2	1	2	1		
6231	Nursing care facilities	735	3 167	12 794	3						2	1		
62311	Nursing care facilities	735	3 167	12 794	3						2	1		
623110	Nursing care facilities	735	3 167	12 794	3						2	1		
6232	Residential mental retardation, health facil	127	479	1 994	14	3	5	5	1					
62321	Residential mental retardation facilities	127	479	1 994	14	3	5	5	1					
623210	Residential mental retardation facilities	127	479	1 994	14	3	5	5	1					
624	Social assistance	389	1 123	4 853	38	21	6	7	3		1			
6241	Individual & family services	190	439	1 962	10	5	3	1			1			
62412	Services for elderly & disabled persons	(C)	(D)	(D)	3	2					1			
6244	Child day care services	166	510	2 234	24	14	2	6	2					
62441	Child day care services	166	510	2 234	24	14	2	6	2					
624410	Child day care services	166	510	2 234	24	14	2	6	2					
<b>71</b>	<b>Arts, entertainment &amp; recreation</b>	<b>(E)</b>	<b>(D)</b>	<b>(D)</b>	<b>30</b>	<b>14</b>	<b>4</b>	<b>7</b>	<b>4</b>	<b>1</b>				
713	Amusement, gambling & recreation industries	(E)	(D)	(D)	25	12	3	5	4	1				
7139	Other amusement & recreation industries	(E)	(D)	(D)	24	12	2	5	4	1				
71399	All other amusement & recreation industries	147	395	1 580	11	5	1	2	2	1				
713990	All other amusement & recreation industries	147	395	1 580	11	5	1	2	2	1				
<b>72</b>	<b>Accommodation &amp; food services</b>	<b>1 743</b>	<b>3 784</b>	<b>15 917</b>	<b>80</b>	<b>15</b>	<b>9</b>	<b>23</b>	<b>26</b>	<b>5</b>	<b>2</b>			
722	Food services & drinking places	1 692	3 673	15 388	73	12	7	22	25	5	2			
7221	Full-service restaurants	924	2 079	8 587	28	3	1	6	13	3	2			
72211	Full-service restaurants	924	2 079	8 587	28	3	1	6	13	3	2			
722110	Full-service restaurants	924	2 079	8 587	28	3	1	6	13	3	2			
7222	Limited-service eating places	674	1 439	6 192	36	6	5	12	11	2				
72221	Limited-service eating places	674	1 439	6 192	36	6	5	12	11	2				
722211	Limited-service restaurants	632	1 355	5 733	31	4	4	11	10	2				

See footnotes at end of table.

**Table 6. Counties—Employees, Payroll, and Establishments by Industry: 2003—Con.**

[Excludes most government employees, railroad employees, and self-employed persons. Size class 1 to 4 includes establishments with payroll, but no employees, during mid-March pay period. (D) denotes figures withheld to avoid disclosing data for individual companies; the data are included in broader industry totals. Detailed industries with 100 or more employees are shown if industry was not a (D). For explanation of terms, abbreviations, and data reliability/comparability, see introductory text]

NAICS code	Industry	Number of employees for week including March 12	Payroll (\$1,000)		Total number of establishments	Number of establishments by employment-size class									
			First quarter	Annual		1 to 4	5 to 9	10 to 19	20 to 49	50 to 99	100 to 249	250 to 499	500 to 999	1,000 or more	
<b>SHERBURNE—Con.</b>															
<b>81</b>	<b>Other services (except public administration)</b>	<b>1 208</b>	<b>5 007</b>	<b>20 827</b>	<b>167</b>	<b>91</b>	<b>38</b>	<b>24</b>	<b>13</b>	<b>1</b>	—	—	—	—	
811	Repair & maintenance	276	1 853	7 822	62	40	13	9	—	—	—	—	—	—	
8111	Automotive repair & maintenance	244	1 509	6 524	45	26	10	9	—	—	—	—	—	—	
81111	Automotive mechanical & electrical R&M	127	802	3 561	23	13	7	3	—	—	—	—	—	—	
811111	General automotive repair	106	651	2 890	18	10	5	3	—	—	—	—	—	—	
812	Personal & laundry services	449	1 595	6 379	42	20	7	9	5	1	—	—	—	—	
8121	Personal care services	(E)	(D)	(D)	29	14	4	6	4	1	—	—	—	—	
81211	Hair, nail & skin care services	(E)	(D)	(D)	26	12	4	6	3	1	—	—	—	—	
812112	Beauty salons	315	1 134	4 660	25	11	4	6	3	1	—	—	—	—	
813	Religious, grantmaking, civic, prof & like organizations	483	1 559	6 626	63	31	18	6	8	—	—	—	—	—	
8131	Religious organizations	263	1 079	4 424	36	19	10	4	3	—	—	—	—	—	
81311	Religious organizations	263	1 079	4 424	36	19	10	4	3	—	—	—	—	—	
813110	Religious organizations	263	1 079	4 424	36	19	10	4	3	—	—	—	—	—	
8134	Civic & social organizations	188	376	1 757	16	4	5	2	5	—	—	—	—	—	
81341	Civic & social organizations	188	376	1 757	16	4	5	2	5	—	—	—	—	—	
813410	Civic & social organizations	188	376	1 757	16	4	5	2	5	—	—	—	—	—	
<b>99</b>	<b>Unclassified establishments</b>	<b>(A)</b>	<b>(D)</b>	<b>(D)</b>	<b>7</b>	<b>7</b>	—	—	—	—	—	—	—	—	
<b>SIBLEY</b>															
	<b>Total</b>	<b>3 050</b>	<b>16 119</b>	<b>71 132</b>	<b>399</b>	<b>258</b>	<b>76</b>	<b>36</b>	<b>20</b>	<b>5</b>	<b>3</b>	<b>1</b>	—	—	
<b>23</b>	<b>Construction</b>	<b>250</b>	<b>1 609</b>	<b>7 624</b>	<b>78</b>	<b>58</b>	<b>15</b>	<b>3</b>	<b>2</b>	—	—	—	—	—	
238	Specialty Trade Contractors	148	917	4 502	50	37	11	1	1	—	—	—	—	—	
<b>31-33</b>	<b>Manufacturing</b>	<b>821</b>	<b>6 057</b>	<b>26 515</b>	<b>25</b>	<b>7</b>	<b>8</b>	<b>4</b>	<b>2</b>	<b>3</b>	—	<b>1</b>	—	—	
311	Food mfg	564	4 213	18 667	4	—	1	1	—	1	—	1	—	—	
3119	Other food mfg	(E)	(D)	(D)	1	—	—	—	—	—	—	—	1	—	
31199	All other food mfg	(E)	(D)	(D)	1	—	—	—	—	—	—	—	1	—	
<b>42</b>	<b>Wholesale trade</b>	<b>97</b>	<b>746</b>	<b>3 269</b>	<b>11</b>	<b>7</b>	<b>1</b>	<b>1</b>	<b>2</b>	—	—	—	—	—	
<b>44-45</b>	<b>Retail trade</b>	<b>460</b>	<b>1 389</b>	<b>5 942</b>	<b>58</b>	<b>31</b>	<b>11</b>	<b>11</b>	<b>4</b>	<b>1</b>	—	—	—	—	
445	Food & beverage stores	104	201	863	9	4	3	1	—	1	—	—	—	—	
447	Gasoline stations	164	352	1 583	14	5	1	5	3	—	—	—	—	—	
4471	Gasoline stations	164	352	1 583	14	5	1	5	3	—	—	—	—	—	
44711	Gasoline stations with convenience stores	144	297	1 342	9	1	1	4	3	—	—	—	—	—	
447110	Gasoline stations with convenience stores	144	297	1 342	9	1	1	4	3	—	—	—	—	—	
<b>48-49</b>	<b>Transportation &amp; warehousing</b>	<b>90</b>	<b>526</b>	<b>2 116</b>	<b>23</b>	<b>19</b>	<b>3</b>	—	<b>1</b>	—	—	—	—	—	
<b>51</b>	<b>Information</b>	<b>32</b>	<b>227</b>	<b>936</b>	<b>6</b>	<b>2</b>	<b>3</b>	<b>1</b>	—	—	—	—	—	—	
<b>52</b>	<b>Finance &amp; insurance</b>	<b>98</b>	<b>718</b>	<b>4 143</b>	<b>23</b>	<b>16</b>	<b>5</b>	<b>1</b>	<b>1</b>	—	—	—	—	—	
<b>53</b>	<b>Real estate &amp; rental &amp; leasing</b>	<b>34</b>	<b>91</b>	<b>361</b>	<b>8</b>	<b>5</b>	<b>2</b>	<b>1</b>	—	—	—	—	—	—	
<b>54</b>	<b>Professional, scientific &amp; technical services</b>	<b>82</b>	<b>434</b>	<b>1 766</b>	<b>19</b>	<b>13</b>	<b>4</b>	<b>1</b>	<b>1</b>	—	—	—	—	—	
<b>55</b>	<b>Management of companies &amp; enterprises</b>	<b>(B)</b>	<b>(D)</b>	<b>(D)</b>	<b>2</b>	—	—	—	<b>2</b>	—	—	—	—	—	
<b>56</b>	<b>Admin, support, waste mgt, remediation services</b>	<b>156</b>	<b>638</b>	<b>3 083</b>	<b>18</b>	<b>13</b>	<b>3</b>	—	<b>1</b>	—	<b>1</b>	—	—	—	
561	Administrative & support services	115	322	1 814	14	12	1	—	—	—	1	—	—	—	
5619	Other support services	(C)	(D)	(D)	2	—	1	—	—	—	1	—	—	—	
56191	Packaging & labeling services	(C)	(D)	(D)	1	—	—	—	—	—	1	—	—	—	
<b>61</b>	<b>Educational services</b>	<b>(A)</b>	<b>(D)</b>	<b>(D)</b>	<b>4</b>	<b>2</b>	<b>2</b>	—	—	—	—	—	—	—	
<b>62</b>	<b>Health care and social assistance</b>	<b>452</b>	<b>1 902</b>	<b>8 266</b>	<b>29</b>	<b>16</b>	<b>5</b>	<b>3</b>	<b>2</b>	<b>1</b>	<b>2</b>	—	—	—	
623	Nursing & residential care facilities	241	775	3 397	4	—	—	2	—	—	2	—	—	—	
6231	Nursing care facilities	(C)	(D)	(D)	2	—	—	—	—	—	2	—	—	—	
62311	Nursing care facilities	(C)	(D)	(D)	2	—	—	—	—	—	2	—	—	—	
<b>71</b>	<b>Arts, entertainment &amp; recreation</b>	<b>(A)</b>	<b>(D)</b>	<b>(D)</b>	<b>6</b>	<b>6</b>	—	—	—	—	—	—	—	—	
<b>72</b>	<b>Accommodation &amp; food services</b>	<b>152</b>	<b>205</b>	<b>818</b>	<b>22</b>	<b>11</b>	<b>4</b>	<b>5</b>	<b>2</b>	—	—	—	—	—	
722	Food services & drinking places	(C)	(D)	(D)	20	10	3	5	2	—	—	—	—	—	
7221	Full-service restaurants	111	148	527	10	3	1	4	2	—	—	—	—	—	
72211	Full-service restaurants	111	148	527	10	3	1	4	2	—	—	—	—	—	
722110	Full-service restaurants	111	148	527	10	3	1	4	2	—	—	—	—	—	
<b>81</b>	<b>Other services (except public administration)</b>	<b>199</b>	<b>423</b>	<b>1 765</b>	<b>62</b>	<b>48</b>	<b>9</b>	<b>5</b>	—	—	—	—	—	—	
813	Religious, grantmaking, civic, prof & like organizations	144	233	957	38	29	4	5	—	—	—	—	—	—	
<b>99</b>	<b>Unclassified establishments</b>	<b>7</b>	<b>7</b>	<b>110</b>	<b>5</b>	<b>4</b>	<b>1</b>	—	—	—	—	—	—	—	

See footnotes at end of table.



**Table 6. Counties—Employees, Payroll, and Establishments by Industry: 2003—Con.**

[Excludes most government employees, railroad employees, and self-employed persons. Size class 1 to 4 includes establishments with payroll, but no employees, during mid-March pay period. (D) denotes figures withheld to avoid disclosing data for individual companies; the data are included in broader industry totals. Detailed industries with 100 or more employees are shown if industry was not a (D). For explanation of terms, abbreviations, and data reliability/comparability, see introductory text]

NAICS code	Industry	Number of employees for week including March 12	Payroll (\$1,000)		Total number of establishments	Number of establishments by employment-size class								
			First quarter	Annual		1 to 4	5 to 9	10 to 19	20 to 49	50 to 99	100 to 249	250 to 499	500 to 999	1,000 or more
<b>STEARNS</b>														
	<b>Total</b> .....	<b>71 457</b>	<b>483 405</b>	<b>2 051 203</b>	<b>4 211</b>	<b>2 070</b>	<b>839</b>	<b>646</b>	<b>408</b>	<b>140</b>	<b>72</b>	<b>22</b>	<b>11</b>	<b>3</b>
11	Forestry, fishing, hunting, and agriculture support .....	(B)	(D)	(D)	10	5	4	1	—	—	—	—	—	—
21	Mining .....	(C)	(D)	(D)	9	1	5	2	1	—	—	—	—	—
22	Utilities .....	(C)	(D)	(D)	6	2	1	1	1	1	—	—	—	—
221	Utilities .....	(C)	(D)	(D)	6	2	1	1	1	1	—	—	—	—
2211	Elec pwr generation, transmsn & distribution ...	(C)	(D)	(D)	5	1	1	1	1	1	—	—	—	—
22112	Electric pwr transmsn, control & distribution ..	(C)	(D)	(D)	4	—	1	1	1	1	—	—	—	—
23	Construction .....	3 982	33 524	170 881	571	397	85	50	26	9	3	1	—	—
236	Construction of Buildings .....	1 005	8 671	37 514	176	124	31	12	5	4	—	—	—	—
2361	Residential Building Construction .....	615	5 245	22 433	144	109	23	7	3	2	—	—	—	—
23611	Residential Building Construction .....	615	5 245	22 433	144	109	23	7	3	2	—	—	—	—
236115	New Single-Family Housing Construction (except Operative Builders) .....	295	2 034	10 121	82	63	15	3	—	1	—	—	—	—
236116	New Multifamily Housing Construction (except Operative Builders) .....	134	1 336	5 475	9	3	1	3	1	1	—	—	—	—
2362	Nonresidential Building Construction .....	390	3 426	15 081	32	15	8	5	2	2	—	—	—	—
23622	Commercial and Institutional Building Construction .....	(E)	(D)	(D)	31	15	8	4	2	2	—	—	—	—
237	Heavy and Civil Engineering Construction .....	898	8 449	49 199	42	23	8	5	2	1	2	1	—	—
2371	Utility System Construction .....	347	3 674	23 306	27	14	7	2	2	1	1	—	—	—
23711	Water and Sewer Line and Related Structures Construction .....	271	3 105	19 282	17	8	5	1	1	1	—	—	—	—
237110	Water and Sewer Line and Related Structures Construction .....	271	3 105	19 282	17	8	5	1	1	1	—	—	—	—
2373	Highway, Street, and Bridge Construction .....	516	4 642	25 306	8	5	—	1	—	—	1	1	—	—
23731	Highway, Street, and Bridge Construction .....	516	4 642	25 306	8	5	—	1	—	—	1	1	—	—
237310	Highway, Street, and Bridge Construction ..	516	4 642	25 306	8	5	—	1	—	—	1	1	—	—
238	Specialty Trade Contractors .....	2 079	16 404	84 168	353	250	46	33	19	4	1	—	—	—
2381	Foundation, Structure, and Building Exterior Contractors .....	409	2 810	16 173	98	71	9	15	3	—	—	—	—	—
23813	Framing Contractors .....	106	744	3 034	19	13	1	3	2	—	—	—	—	—
238130	Framing Contractors .....	106	744	3 034	19	13	1	3	2	—	—	—	—	—
23814	Masonry Contractors .....	120	1 112	5 784	34	26	3	4	1	—	—	—	—	—
238140	Masonry Contractors .....	120	1 112	5 784	34	26	3	4	1	—	—	—	—	—
2382	Building Equipment Contractors .....	1 070	9 836	44 289	116	73	18	12	9	3	1	—	—	—
23821	Electrical Contractors .....	544	5 435	22 092	59	39	6	6	6	2	—	—	—	—
238210	Electrical Contractors .....	544	5 435	22 092	59	39	6	6	6	2	—	—	—	—
23822	Plumbing, Heating, and Air-Conditioning Contractors .....	470	3 816	19 861	53	32	11	6	2	1	1	—	—	—
238220	Plumbing, Heating, and Air-Conditioning Contractors .....	470	3 816	19 861	53	32	11	6	2	1	1	—	—	—
2383	Building Finishing Contractors .....	402	2 546	11 683	73	53	11	2	6	1	—	—	—	—
23831	Drywall and Insulation Contractors .....	130	941	4 175	16	10	2	1	3	—	—	—	—	—
238310	Drywall and Insulation Contractors .....	130	941	4 175	16	10	2	1	3	—	—	—	—	—
23835	Finish Carpentry Contractors .....	116	995	4 472	22	17	3	—	1	1	—	—	—	—
238350	Finish Carpentry Contractors .....	116	995	4 472	22	17	3	—	1	1	—	—	—	—
2389	Other Specialty Trade Contractors .....	198	1 212	12 023	66	53	8	4	1	—	—	—	—	—
23891	Site Preparation Contractors .....	170	1 055	9 607	46	36	5	4	1	—	—	—	—	—
238910	Site Preparation Contractors .....	170	1 055	9 607	46	36	5	4	1	—	—	—	—	—
31-33	Manufacturing .....	12 642	109 749	454 005	259	82	47	50	42	15	11	4	7	1
311	Food mfg .....	2 498	15 379	65 668	33	4	6	11	4	3	—	2	—	—
3111	Animal food mfg .....	120	899	3 603	8	—	2	4	2	—	—	—	—	—
31111	Animal food mfg .....	120	899	3 603	8	—	2	4	2	—	—	—	—	—
311119	Other animal food mfg .....	120	899	3 603	8	—	2	4	2	—	—	—	—	—
3115	Dairy product mfg .....	318	2 725	10 569	4	—	—	1	—	2	1	—	—	—
31151	Dairy product (exc frozen) mfg .....	318	2 725	10 569	4	—	—	1	—	2	1	—	—	—
311513	Cheese mfg .....	318	2 725	10 569	4	—	—	1	—	2	1	—	—	—
3116	Animal slaughtering & processing .....	1 777	10 593	45 614	8	—	1	2	2	—	1	—	2	—
31161	Animal slaughtering & processing .....	1 777	10 593	45 614	8	—	1	2	2	—	1	—	2	—
3118	Bakeries & tortilla mfg .....	255	928	4 111	10	3	2	3	—	1	1	—	—	—
31181	Bread & bakery product mfg .....	255	928	4 111	10	3	2	3	—	1	1	—	—	—
321	Wood product mfg .....	336	2 188	10 428	10	2	1	3	3	—	1	—	—	—
3219	Other wood product mfg .....	(E)	(D)	(D)	8	2	1	1	3	—	1	—	—	—
32191	Millwork .....	252	1 842	9 040	3	—	—	—	2	—	1	—	—	—
322	Paper mfg .....	(F)	(D)	(D)	3	1	—	—	—	—	1	—	1	—
3221	Pulp, paper & paperboard mills .....	(F)	(D)	(D)	2	1	—	—	—	—	—	—	1	—
32212	Paper mills .....	(F)	(D)	(D)	1	—	—	—	—	—	—	—	1	—
3222	Converted paper product mfg .....	(C)	(D)	(D)	1	—	—	—	—	—	1	—	—	—
32221	Paperboard container mfg .....	(C)	(D)	(D)	1	—	—	—	—	—	1	—	—	—
323	Printing & related support activities .....	1 927	22 251	81 531	30	13	4	3	5	2	—	1	2	—
3231	Printing & related support activities .....	1 927	22 251	81 531	30	13	4	3	5	2	—	1	2	—
32311	Printing .....	1 904	22 041	80 614	27	12	4	1	5	2	—	1	2	—
323110	Commercial lithographic printing .....	1 208	12 060	46 162	12	3	—	2	2	—	—	1	1	—
326	Plastics & rubber products mfg .....	256	1 369	6 131	6	—	3	1	1	—	1	—	—	—
3261	Plastics product mfg .....	(E)	(D)	(D)	5	—	2	1	1	—	1	—	—	—
32619	Other plastics product mfg .....	(C)	(D)	(D)	4	—	1	1	1	—	1	—	—	—

See footnotes at end of table.

**Table 6. Counties—Employees, Payroll, and Establishments by Industry: 2003—Con.**

[Excludes most government employees, railroad employees, and self-employed persons. Size class 1 to 4 includes establishments with payroll, but no employees, during mid-March pay period. (D) denotes figures withheld to avoid disclosing data for individual companies; the data are included in broader industry totals. Detailed industries with 100 or more employees are shown if industry was not a (D). For explanation of terms, abbreviations, and data reliability/comparability, see introductory text]

NAICS code	Industry	Number of employees for week including March 12	Payroll (\$1,000)		Total number of establishments	Number of establishments by employment-size class																				
			First quarter	Annual		1 to 4	5 to 9	10 to 19	20 to 49	50 to 99	100 to 249	250 to 499	500 to 999	1,000 or more												
<b>STEARNS—Con.</b>																										
<b>31-33 Manufacturing—Con.</b>																										
327	Nonmetallic mineral product mfg . . . . .	1 135	11 416	50 073	31	10	5	7	6	1	1	—	—	1	—	—										
3273	Cement & concrete product mfg . . . . .	120	1 184	7 177	12	5	2	3	2	—	—	—	—	—	—	—										
3279	Other nonmetallic mineral product mfg . . . . .	998	10 087	42 372	15	3	1	4	4	1	1	—	—	1	—	—										
32799	All other nonmetallic mineral product mfg . . . . .	998	10 087	42 372	15	3	1	4	4	1	1	—	—	1	—	—										
331	Primary metal mfg . . . . .	(E)	(D)	(D)	4	3	—	—	—	—	—	—	—	1	—	—										
3315	Foundries . . . . .	(E)	(D)	(D)	1	—	—	—	—	—	—	—	—	1	—	—										
33151	Ferrous metal foundries . . . . .	(E)	(D)	(D)	1	—	—	—	—	—	—	—	—	1	—	—										
332	Fabricated metal product mfg . . . . .	1 038	10 049	40 702	31	10	7	6	4	1	2	1	—	—	—	—										
3324	Boiler, tank & shipping container mfg . . . . .	(C)	(D)	(D)	4	1	—	—	2	—	1	—	—	—	—	—										
33242	Metal tank (heavy gauge) mfg . . . . .	(C)	(D)	(D)	3	—	—	—	2	—	1	—	—	—	—	—										
3326	Spring & wire product mfg . . . . .	(C)	(D)	(D)	1	—	—	—	—	—	1	—	—	—	—	—										
33261	Spring & wire product mfg . . . . .	(C)	(D)	(D)	1	—	—	—	—	—	1	—	—	—	—	—										
3327	Mach shops, turn prod, screw, nut, bolt mfg . . . . .	127	958	4 008	15	4	6	4	1	—	—	—	—	—	—	—										
33271	Machine shops . . . . .	(C)	(D)	(D)	13	4	6	2	1	—	—	—	—	—	—	—										
3329	Other fabricated metal product mfg . . . . .	(E)	(D)	(D)	4	2	—	—	—	—	1	—	—	1	—	—										
33291	Metal valve mfg . . . . .	(E)	(D)	(D)	1	—	—	—	—	—	—	—	—	1	—	—										
333	Machinery mfg . . . . .	683	7 287	29 910	22	6	3	4	4	4	1	—	—	—	—	—										
3332	Industrial machinery mfg . . . . .	(E)	(D)	(D)	5	1	—	—	1	3	—	—	—	—	—	—										
33329	Other industrial machinery mfg . . . . .	(E)	(D)	(D)	5	1	—	—	1	3	—	—	—	—	—	—										
3336	Engine, turbine & power transmsn equip mfg . . . . .	(C)	(D)	(D)	1	—	—	—	—	—	1	—	—	—	—	—										
33361	Engine, turbine & power transmsn equip mfg . . . . .	(C)	(D)	(D)	1	—	—	—	—	—	1	—	—	—	—	—										
3339	Other general purpose machinery mfg . . . . .	106	962	3 507	3	—	1	—	1	1	—	—	—	—	—	—										
335	Electrical equip, appliance & component mfg . . . . .	(G)	(D)	(D)	3	1	—	1	—	—	—	—	—	—	—	1										
3352	Household appliance mfg . . . . .	(G)	(D)	(D)	1	—	—	—	—	—	—	—	—	—	—	1										
33522	Major appliance mfg . . . . .	(G)	(D)	(D)	1	—	—	—	—	—	—	—	—	—	—	1										
336	Transportation equipment mfg . . . . .	961	7 658	32 300	14	5	2	1	3	1	—	1	—	1	—	—										
3362	Motor vehicle body & trailer mfg . . . . .	835	6 871	29 066	6	2	1	—	—	1	—	1	—	1	—	—										
33621	Motor vehicle body & trailer mfg . . . . .	835	6 871	29 066	6	2	1	—	—	1	—	1	—	1	—	—										
337	Furniture & related product mfg . . . . .	510	3 052	14 770	31	10	6	6	7	1	1	—	—	—	—	—										
3371	HH & institutional furniture & kitchen cabinet mfg . . . . .	356	2 304	11 051	25	9	4	5	6	1	—	—	—	—	—	—										
33711	Wood kitchen cabinet & countertop mfg . . . . .	183	986	4 924	17	8	3	4	1	1	—	—	—	—	—	—										
337110	Wood kitchen cabinet & countertop mfg . . . . .	183	986	4 924	17	8	3	4	1	1	—	—	—	—	—	—										
33712	Household & institutional furniture mfg . . . . .	173	1 318	6 127	8	1	1	1	5	—	—	—	—	—	—	—										
3372	Office furniture (including fixtures) mfg . . . . .	154	748	3 719	6	1	2	1	1	—	1	—	—	—	—	—										
33721	Office furniture (including fixtures) mfg . . . . .	154	748	3 719	6	1	2	1	1	—	1	—	—	—	—	—										
339	Miscellaneous mfg . . . . .	246	2 364	8 552	21	8	5	4	3	1	—	—	—	—	—	—										
3391	Medical equipment & supplies mfg . . . . .	195	2 051	6 850	10	1	3	2	3	1	—	—	—	—	—	—										
33911	Medical equipment & supplies mfg . . . . .	195	2 051	6 850	10	1	3	2	3	1	—	—	—	—	—	—										
339115	Ophthalmic goods mfg . . . . .	112	699	2 815	4	—	—	2	1	1	—	—	—	—	—	—										
<b>42</b>	<b>Wholesale trade . . . . .</b>	<b>4 360</b>	<b>40 187</b>	<b>161 524</b>	<b>185</b>	<b>79</b>	<b>33</b>	<b>24</b>	<b>34</b>	<b>6</b>	<b>7</b>	<b>1</b>	<b>1</b>	<b>—</b>	<b>—</b>	<b>—</b>										
423	Merchant Wholesalers, Durable Goods . . . . .	2 094	16 743	69 261	114	47	20	16	22	4	5	—	—	—	—	—										
4231	Motor Vehicle and Motor Vehicle Parts and Supplies Merchant Wholesalers . . . . .	344	2 508	9 762	16	5	1	4	4	1	1	—	—	—	—	—										
42311	Automobile and Other Motor Vehicle Merchant Wholesalers . . . . .	103	945	4 076	3	—	—	1	1	1	—	—	—	—	—	—										
423110	Automobile and Other Motor Vehicle Merchant Wholesalers . . . . .	103	945	4 076	3	—	—	1	1	1	—	—	—	—	—	—										
42312	Motor Vehicle Supplies and New Parts Merchant Wholesalers . . . . .	202	1 318	4 576	10	4	1	2	2	—	1	—	—	—	—	—										
423120	Motor Vehicle Supplies and New Parts Merchant Wholesalers . . . . .	202	1 318	4 576	10	4	1	2	2	—	1	—	—	—	—	—										
4233	Lumber and Other Construction Materials Merchant Wholesalers . . . . .	160	1 383	5 886	9	2	3	1	2	1	—	—	—	—	—	—										
42331	Lumber, Plywood, Millwork, and Wood Panel Merchant Wholesalers . . . . .	142	1 266	5 232	5	—	1	1	2	1	—	—	—	—	—	—										
423310	Lumber, Plywood, Millwork, and Wood Panel Merchant Wholesalers . . . . .	142	1 266	5 232	5	—	1	1	2	1	—	—	—	—	—	—										
4234	Professional and Commercial Equipment and Supplies Merchant Wholesalers . . . . .	946	7 522	30 172	19	6	1	2	4	2	4	—	—	—	—	—										
42342	Office Equipment Merchant Wholesalers . . . . .	204	2 438	9 471	4	—	—	2	1	—	1	—	—	—	—	—										
423420	Office Equipment Merchant Wholesalers . . . . .	204	2 438	9 471	4	—	—	2	1	—	1	—	—	—	—	—										
42344	Other Commercial Equipment Merchant Wholesalers . . . . .	(C)	(D)	(D)	5	3	—	—	1	1	—	—	—	—	—	—										
42346	Ophthalmic Goods Merchant Wholesalers . . . . .	(F)	(D)	(D)	5	—	—	—	1	1	3	—	—	—	—	—										
4238	Machinery, Equipment, and Supplies Merchant Wholesalers . . . . .	387	3 341	14 844	41	21	8	5	7	—	—	—	—	—	—	—										
42382	Farm and Garden Machinery and Equipment Merchant Wholesalers . . . . .	205	1 594	7 692	23	11	4	5	3	—	—	—	—	—	—	—										
423820	Farm and Garden Machinery and Equipment Merchant Wholesalers . . . . .	205	1 594	7 692	23	11	4	5	3	—	—	—	—	—	—	—										
4239	Miscellaneous Durable Goods Merchant Wholesalers . . . . .	112	726	3 131	16	9	4	1	2	—	—	—	—	—	—	—										

See footnotes at end of table.

**Table 6. Counties—Employees, Payroll, and Establishments by Industry: 2003—Con.**

[Excludes most government employees, railroad employees, and self-employed persons. Size class 1 to 4 includes establishments with payroll, but no employees, during mid-March pay period. (D) denotes figures withheld to avoid disclosing data for individual companies; the data are included in broader industry totals. Detailed industries with 100 or more employees are shown if industry was not a (D). For explanation of terms, abbreviations, and data reliability/comparability, see introductory text]

NAICS code	Industry	Number of employees for week including March 12	Payroll (\$1,000)		Total number of establishments	Number of establishments by employment-size class									
			First quarter	Annual		1 to 4	5 to 9	10 to 19	20 to 49	50 to 99	100 to 249	250 to 499	500 to 999	1,000 or more	
<b>STEARNS—Con.</b>															
<b>Wholesale trade—Con.</b>															
42	Merchant Wholesalers, Nondurable Goods .....	2 168	22 795	89 608	60	25	13	6	10	2	2	1	1	—	
4244	Grocery and Related Product Wholesalers .....	691	5 326	22 984	11	4	2	—	2	—	2	1	—	—	
42449	Other Grocery and Related Products Merchant Wholesalers .....	652	5 207	22 378	6	2	—	—	1	—	2	1	—	—	
424490	Other Grocery and Related Products Merchant Wholesalers .....	652	5 207	22 378	6	2	—	—	1	—	2	1	—	—	
4247	Petroleum and Petroleum Products Merchant Wholesalers .....	141	493	2 413	4	1	—	—	2	1	—	—	—	—	
42471	Petroleum Bulk Stations and Terminals .....	(C)	(D)	(D)	3	1	—	—	1	1	—	—	—	—	
4249	Miscellaneous Nondurable Goods Merchant Wholesalers .....	1 126	15 477	58 605	26	11	6	3	5	—	—	—	1	—	
42491	Farm Supplies Merchant Wholesalers .....	135	1 051	4 676	9	3	1	2	3	—	—	—	—	—	
424910	Farm Supplies Merchant Wholesalers .....	135	1 051	4 676	9	3	1	2	3	—	—	—	—	—	
42492	Book, Periodical, and Newspaper Merchant Wholesalers .....	(F)	(D)	(D)	3	1	—	—	1	—	—	—	1	—	
44-45	<b>Retail trade .....</b>	<b>10 871</b>	<b>49 844</b>	<b>207 308</b>	<b>715</b>	<b>256</b>	<b>196</b>	<b>149</b>	<b>70</b>	<b>24</b>	<b>17</b>	<b>3</b>	—	—	
441	Motor vehicle & parts dealers .....	1 338	9 802	41 612	81	23	21	20	8	7	2	—	—	—	
4411	Automobile dealers .....	812	6 502	27 313	39	13	8	7	4	5	2	—	—	—	
44111	New car dealers .....	713	5 915	24 807	24	5	5	4	3	5	2	—	—	—	
441110	New car dealers .....	713	5 915	24 807	24	5	5	4	3	5	2	—	—	—	
4412	Other motor vehicle dealers .....	151	1 120	4 978	8	—	4	2	1	1	—	—	—	—	
4413	Automotive parts, accessories & tire stores .....	375	2 180	9 321	34	10	9	11	3	1	—	—	—	—	
44131	Automotive parts, accessories & tire stores .....	197	902	3 864	23	8	8	5	2	—	—	—	—	—	
441310	Automotive parts, accessories & tire stores .....	197	902	3 864	23	8	8	5	2	—	—	—	—	—	
44132	Tire dealers .....	178	1 278	5 457	11	2	1	6	1	1	—	—	—	—	
441320	Tire dealers .....	178	1 278	5 457	11	2	1	6	1	1	—	—	—	—	
442	Furniture & home furnishing stores .....	297	1 902	8 572	31	14	7	7	2	1	—	—	—	—	
4421	Furniture stores .....	169	1 072	4 537	16	9	2	3	1	1	—	—	—	—	
44211	Furniture stores .....	169	1 072	4 537	16	9	2	3	1	1	—	—	—	—	
442110	Furniture stores .....	169	1 072	4 537	16	9	2	3	1	1	—	—	—	—	
4422	Home furnishings stores .....	128	830	4 035	15	5	5	4	1	—	—	—	—	—	
443	Electronics & appliance stores .....	506	2 996	12 533	36	11	14	5	4	1	1	—	—	—	
4431	Electronics & appliance stores .....	506	2 996	12 533	36	11	14	5	4	1	1	—	—	—	
44311	Appliance, TV & all other electronics stores .....	395	2 141	9 250	24	7	10	2	3	1	1	—	—	—	
443112	Radio, television & other electronics stores .....	307	1 668	7 226	14	4	5	1	2	1	1	—	—	—	
44312	Computer & software stores .....	(C)	(D)	(D)	10	3	3	3	1	—	—	—	—	—	
444	Bldg material & garden equip & supp dealers .....	1 091	7 513	31 598	85	26	30	20	6	—	3	—	—	—	
4441	Building material & supplies dealers .....	903	6 749	27 143	56	15	19	14	5	—	3	—	—	—	
44411	Home centers .....	(E)	(D)	(D)	4	—	1	—	1	—	2	—	—	—	
44413	Hardware stores .....	124	477	2 331	15	4	7	3	1	—	—	—	—	—	
444130	Hardware stores .....	124	477	2 331	15	4	7	3	1	—	—	—	—	—	
44419	Other building material dealers .....	415	3 661	15 616	32	10	8	10	3	—	1	—	—	—	
444190	Other building material dealers .....	415	3 661	15 616	32	10	8	10	3	—	1	—	—	—	
4442	Lawn & garden equip & supplies stores .....	188	764	4 455	29	11	11	6	1	—	—	—	—	—	
44422	Nursery & garden centers .....	168	692	4 086	23	8	8	6	1	—	—	—	—	—	
444220	Nursery & garden centers .....	168	692	4 086	23	8	8	6	1	—	—	—	—	—	
445	Food & beverage stores .....	1 622	5 275	20 979	71	28	19	8	7	6	2	1	—	—	
4451	Grocery stores .....	(G)	(D)	(D)	35	5	9	6	6	6	2	1	—	—	
44511	Grocery (except convenience) stores .....	1 473	4 809	18 932	33	4	8	6	6	6	2	1	—	—	
445110	Grocery (except convenience) stores .....	1 473	4 809	18 932	33	4	8	6	6	6	2	1	—	—	
446	Health & personal care stores .....	420	1 898	8 792	50	19	16	12	2	1	—	—	—	—	
4461	Health & personal care stores .....	420	1 898	8 792	50	19	16	12	2	1	—	—	—	—	
44611	Pharmacies & drug stores .....	210	1 144	4 862	16	3	5	7	—	1	—	—	—	—	
446110	Pharmacies & drug stores .....	210	1 144	4 862	16	3	5	7	—	1	—	—	—	—	
447	Gasoline stations .....	774	2 229	9 214	68	16	19	21	12	—	—	—	—	—	
4471	Gasoline stations .....	774	2 229	9 214	68	16	19	21	12	—	—	—	—	—	
44711	Gasoline stations with convenience stores .....	665	1 648	6 894	57	11	16	20	10	—	—	—	—	—	
447110	Gasoline stations with convenience stores .....	665	1 648	6 894	57	11	16	20	10	—	—	—	—	—	
44719	Other gasoline stations .....	109	581	2 320	11	5	3	1	2	—	—	—	—	—	
447190	Other gasoline stations .....	109	581	2 320	11	5	3	1	2	—	—	—	—	—	
448	Clothing & clothing accessories stores .....	774	2 712	10 904	90	29	33	22	6	—	—	—	—	—	
4481	Clothing stores .....	562	1 637	6 378	56	16	19	15	6	—	—	—	—	—	
44812	Women's clothing stores .....	136	362	1 397	15	3	7	4	1	—	—	—	—	—	
448120	Women's clothing stores .....	136	362	1 397	15	3	7	4	1	—	—	—	—	—	
44814	Family clothing stores .....	218	569	2 281	12	2	—	7	3	—	—	—	—	—	
448140	Family clothing stores .....	218	569	2 281	12	2	—	7	3	—	—	—	—	—	
44819	Other clothing stores .....	106	355	1 351	13	5	5	1	2	—	—	—	—	—	
448190	Other clothing stores .....	106	355	1 351	13	5	5	1	2	—	—	—	—	—	
4482	Shoe stores .....	102	348	1 411	18	7	9	2	—	—	—	—	—	—	
44821	Shoe stores .....	102	348	1 411	18	7	9	2	—	—	—	—	—	—	
448210	Shoe stores .....	102	348	1 411	18	7	9	2	—	—	—	—	—	—	
4483	Jewelry, luggage & leather goods stores .....	110	727	3 115	16	6	5	5	—	—	—	—	—	—	
44831	Jewelry stores .....	110	727	3 115	16	6	5	5	—	—	—	—	—	—	
448310	Jewelry stores .....	110	727	3 115	16	6	5	5	—	—	—	—	—	—	
451	Sporting goods, hobby, book & music stores .....	883	2 540	10 902	51	22	5	8	11	5	—	—	—	—	
4511	Sporting goods, hobby, musical instrument stores .....	678	1 964	8 461	41	20	3	6	8	4	—	—	—	—	
45111	Sporting goods stores .....	383	1 284	5 428	24	13	2	4	2	3	—	—	—	—	
451110	Sporting goods stores .....	383	1 284	5 428	24	13	2	4	2	3	—	—	—	—	
45112	Hobby, toy & game stores .....	217	452	2 095	10	4	1	—	4	1	—	—	—	—	
451120	Hobby, toy & game stores .....	217	452	2 095	10	4	1	—	4	1	—	—	—	—	
4512	Book, periodical & music stores .....	205	576	2 441	10	2	2	2	3	1	—	—	—	—	
45121	Book stores & news dealers .....	(C)	(D)	(D)	8	2	2	1	2	1	—	—	—	—	

See footnotes at end of table.

**Table 6. Counties—Employees, Payroll, and Establishments by Industry: 2003—Con.**

[Excludes most government employees, railroad employees, and self-employed persons. Size class 1 to 4 includes establishments with payroll, but no employees, during mid-March pay period. (D) denotes figures withheld to avoid disclosing data for individual companies; the data are included in broader industry totals. Detailed industries with 100 or more employees are shown if industry was not a (D). For explanation of terms, abbreviations, and data reliability/comparability, see introductory text]

NAICS code	Industry	Number of employees for week including March 12	Payroll (\$1,000)		Total number of establishments	Number of establishments by employment-size class								
			First quarter	Annual		1 to 4	5 to 9	10 to 19	20 to 49	50 to 99	100 to 249	250 to 499	500 to 999	1,000 or more
<b>STEARNS—Con.</b>														
<b>44-45 Retail trade—Con.</b>														
452	General merchandise stores .....	2 050	8 435	33 721	21	1	2	4	3	1	8	2	—	—
4521	Department stores .....	1 704	7 086	28 374	10	—	—	—	—	1	7	2	—	—
45211	Department stores (except Discount .....	1 704	7 086	28 374	10	—	—	—	—	1	7	2	—	—
452111	Department Stores (except Discount .....	810	3 311	12 858	5	—	—	—	—	1	3	1	—	—
452112	Discount Department Stores .....	894	3 775	15 516	5	—	—	—	—	—	4	1	—	—
4529	Other general merchandise stores .....	346	1 349	5 347	11	1	2	4	3	—	1	—	—	—
45291	Warehouse clubs & superstores .....	(C)	(D)	(D)	1	—	—	—	—	—	1	—	—	—
45299	All other general merchandise stores .....	(C)	(D)	(D)	10	1	2	4	3	—	—	—	—	—
453	Miscellaneous store retailers .....	669	1 943	8 102	81	34	24	15	7	1	—	—	—	—
4532	Office supplies, stationery & gift stores .....	256	668	2 524	27	6	13	4	4	—	—	—	—	—
45321	Office supplies & stationery stores .....	105	397	1 434	5	—	—	3	2	—	—	—	—	—
453210	Office supplies & stationery stores .....	105	397	1 434	5	—	—	3	2	—	—	—	—	—
45322	Gift, novelty & souvenir stores .....	151	271	1 090	22	6	13	1	2	—	—	—	—	—
453220	Gift, novelty & souvenir stores .....	151	271	1 090	22	6	13	1	2	—	—	—	—	—
4533	Used merchandise stores .....	160	502	1 983	13	6	1	4	1	1	—	—	—	—
45331	Used merchandise stores .....	160	502	1 983	13	6	1	4	1	1	—	—	—	—
453310	Used merchandise stores .....	160	502	1 983	13	6	1	4	1	1	—	—	—	—
4539	Other miscellaneous store retailers .....	175	599	2 883	24	11	7	4	2	—	—	—	—	—
454	Nonstore retailers .....	447	2 599	10 379	50	33	6	7	2	1	1	—	—	—
4541	Electronic shopping & mail-order houses .....	(C)	(D)	(D)	8	6	1	—	—	1	—	—	—	—
45411	Electronic shopping & mail-order houses .....	(C)	(D)	(D)	8	6	1	—	—	1	—	—	—	—
454111	Electronic Shopping .....	101	420	1 699	6	4	1	—	—	1	—	—	—	—
4542	Vending machine operators .....	(C)	(D)	(D)	9	7	—	—	1	—	1	—	—	—
45421	Vending machine operators .....	(C)	(D)	(D)	9	7	—	—	1	—	1	—	—	—
4543	Direct selling establishments .....	(C)	(D)	(D)	33	20	5	7	1	—	—	—	—	—
45439	Other direct selling establishments .....	144	867	3 345	21	11	3	6	1	—	—	—	—	—
454390	Other direct selling establishments .....	144	867	3 345	21	11	3	6	1	—	—	—	—	—
<b>48-49 Transportation &amp; warehousing .....</b>														
484	Truck transportation .....	1 178	10 950	44 803	125	84	12	15	12	—	1	1	—	—
4841	General freight trucking .....	967	9 461	38 126	88	57	9	11	9	—	1	1	—	—
48411	General freight trucking, local .....	274	2 449	9 513	25	15	4	2	3	—	1	—	—	—
484110	General freight trucking, local .....	274	2 449	9 513	25	15	4	2	3	—	1	—	—	—
48412	General freight trucking, long-distance .....	693	7 012	28 613	63	42	5	9	6	—	—	1	—	—
484121	General freight trucking, long-distance, TL .....	622	6 147	24 626	55	38	4	8	4	—	—	1	—	—
4842	Specialized freight trucking .....	211	1 489	6 677	37	27	3	4	3	—	—	—	—	—
48422	Specialized freight (exc used) trucking, local .....	144	1 080	4 649	26	21	2	—	3	—	—	—	—	—
484220	Specialized freight (exc used) trucking, local .....	144	1 080	4 649	26	21	2	—	3	—	—	—	—	—
485	Transit & ground passenger transportation .....	394	1 375	5 468	19	5	3	2	8	1	—	—	—	—
4854	School & employee bus transportation .....	226	734	2 880	10	1	3	2	3	1	—	—	—	—
48541	School & employee bus transportation .....	226	734	2 880	10	1	3	2	3	1	—	—	—	—
485410	School & employee bus transportation .....	226	734	2 880	10	1	3	2	3	1	—	—	—	—
488	Transportation support activities .....	123	960	4 838	17	12	1	2	2	—	—	—	—	—
492	Couriers & messengers .....	(F)	(D)	(D)	8	3	—	1	2	—	1	1	—	—
4921	Couriers .....	574	4 396	18 667	7	2	—	1	2	—	1	1	—	—
49211	Couriers .....	574	4 396	18 667	7	2	—	1	2	—	1	1	—	—
492110	Couriers .....	574	4 396	18 667	7	2	—	1	2	—	1	1	—	—
<b>51 Information .....</b>														
511	Publishing industries .....	514	4 544	18 164	20	5	4	6	3	1	—	1	—	—
5111	Newspaper, periodical, book, database .....	(F)	(D)	(D)	19	5	4	5	3	1	—	1	—	—
51111	Newspaper publishers .....	342	1 752	7 725	9	2	1	4	1	—	—	1	—	—
511110	Newspaper publishers .....	342	1 752	7 725	9	2	1	4	1	—	—	1	—	—
511114	Database and directory publishers .....	106	2 448	9 092	6	1	3	—	1	1	—	—	—	—
5111140	Database and directory publishers .....	106	2 448	9 092	6	1	3	—	1	1	—	—	—	—
512	Motion picture & sound recording industries .....	(C)	(D)	(D)	6	2	—	2	1	—	—	—	—	—
5121	Motion picture & video industries .....	(C)	(D)	(D)	6	2	—	2	1	—	—	—	—	—
51213	Motion picture & video exhibition .....	(C)	(D)	(D)	4	1	—	1	1	—	—	—	—	—
517	Telecommunications .....	427	4 220	16 613	19	7	3	4	1	3	1	—	—	—
5171	Wired Telecommunications Carriers .....	149	1 916	7 049	10	5	—	3	1	1	—	—	—	—
51711	Wired Telecommunications Carriers .....	149	1 916	7 049	10	5	—	3	1	1	—	—	—	—
517110	Wired Telecommunications Carriers .....	149	1 916	7 049	10	5	—	3	1	1	—	—	—	—
5175	Cable and Other Program Distribution .....	206	1 650	6 766	4	—	1	1	—	1	1	—	—	—
51751	Cable and Other Program Distribution .....	206	1 650	6 766	4	—	1	1	—	1	1	—	—	—
517510	Cable and Other Program Distribution .....	206	1 650	6 766	4	—	1	1	—	1	1	—	—	—
518	Internet Service Providers, Web Search Portals, .....	127	566	2 415	7	5	—	1	—	—	1	—	—	—
5182	Data Processing, Hosting, and Related .....	(C)	(D)	(D)	4	3	—	—	—	—	1	—	—	—
51821	Data Processing, Hosting, and Related .....	(C)	(D)	(D)	4	3	—	—	—	—	1	—	—	—

See footnotes at end of table.

**Table 6. Counties—Employees, Payroll, and Establishments by Industry: 2003—Con.**

[Excludes most government employees, railroad employees, and self-employed persons. Size class 1 to 4 includes establishments with payroll, but no employees, during mid-March pay period. (D) denotes figures withheld to avoid disclosing data for individual companies; the data are included in broader industry totals. Detailed industries with 100 or more employees are shown if industry was not a (D). For explanation of terms, abbreviations, and data reliability/comparability, see introductory text]

NAICS code	Industry	Number of employees for week including March 12	Payroll (\$1,000)		Total number of establishments	Number of establishments by employment-size class								
			First quarter	Annual		1 to 4	5 to 9	10 to 19	20 to 49	50 to 99	100 to 249	250 to 499	500 to 999	1,000 or more
<b>STEARNS—Con.</b>														
<b>52</b>	<b>Finance &amp; insurance</b>	<b>3 486</b>	<b>33 013</b>	<b>127 849</b>	<b>287</b>	<b>175</b>	<b>45</b>	<b>33</b>	<b>21</b>	<b>10</b>	<b>1</b>	<b>1</b>	<b>1</b>	<b>—</b>
522	Credit intermediation & related activities	1 722	17 303	65 648	101	30	25	21	16	8	1	—	—	—
5221	Depository credit intermediation	1 235	11 130	44 568	62	10	17	17	11	7	—	—	—	—
52211	Commercial banking	1 010	9 498	37 657	48	4	14	16	8	6	—	—	—	—
522110	Commercial banking	1 010	9 498	37 657	48	4	14	16	8	6	—	—	—	—
52213	Credit unions	(C)	(D)	(D)	11	5	2	—	3	1	—	—	—	—
5222	Nondepository credit intermediation	382	5 118	16 672	24	12	5	1	4	1	1	—	—	—
52222	Sales financing	172	1 436	6 110	5	—	2	1	1	—	—	—	—	—
522220	Sales financing	172	1 436	6 110	5	—	2	1	1	—	—	—	—	—
52229	Other nondepository credit intermediation	210	3 682	10 562	19	12	3	—	3	1	—	—	—	—
522292	Real estate credit	145	2 693	6 986	13	9	1	—	2	1	—	—	—	—
5223	Activities related to credit intermediation	105	1 055	4 408	15	8	3	3	1	—	—	—	—	—
523	Security, commodity contracts & like activity	1 148	10 232	39 864	40	32	2	2	1	1	—	1	1	—
5231	Secrty & comdty contracts intermed & brokerage	359	4 989	19 136	23	18	2	2	—	—	—	1	—	—
52312	Securities brokerage	(E)	(D)	(D)	22	17	2	2	—	—	—	1	—	—
5239	Other financial investment activities	789	5 243	20 728	17	14	—	—	1	1	—	—	1	—
52391	Miscellaneous intermediation	(F)	(D)	(D)	1	—	—	—	—	—	—	—	1	—
52393	Investment advice	(C)	(D)	(D)	11	9	—	—	1	1	—	—	—	—
524	Insurance carriers & related activities	616	5 478	22 337	146	113	18	10	4	1	—	—	—	—
5241	Insurance carriers	223	2 789	10 215	23	13	3	3	3	1	—	—	—	—
52412	Other direct insurance carriers	168	2 012	7 125	16	9	2	3	1	1	—	—	—	—
524126	Direct property & casualty insurance carriers	143	1 748	6 336	12	7	2	1	1	1	—	—	—	—
5242	Agencies & other insurance related activities	393	2 689	12 122	123	100	15	7	1	—	—	—	—	—
52421	Insurance agencies & brokerages	368	2 490	11 234	118	97	15	5	1	—	—	—	—	—
524210	Insurance agencies & brokerages	368	2 490	11 234	118	97	15	5	1	—	—	—	—	—
<b>53</b>	<b>Real estate &amp; rental &amp; leasing</b>	<b>630</b>	<b>3 159</b>	<b>15 487</b>	<b>155</b>	<b>111</b>	<b>30</b>	<b>10</b>	<b>3</b>	<b>1</b>	<b>—</b>	<b>—</b>	<b>—</b>	<b>—</b>
531	Real estate	474	2 416	11 118	130	100	20	7	2	1	—	—	—	—
5311	Lessors of real estate	209	813	3 346	49	39	7	1	1	1	—	—	—	—
53111	Lessors of residential buildings & dwellings	179	661	2 680	32	23	6	1	1	1	—	—	—	—
531110	Lessors of residential buildings & dwellings	179	661	2 680	32	23	6	1	1	1	—	—	—	—
5312	Offices of real estate agents & brokers	121	747	3 596	42	32	6	4	—	—	—	—	—	—
53121	Offices of real estate agents & brokers	121	747	3 596	42	32	6	4	—	—	—	—	—	—
531210	Offices of real estate agents & brokers	121	747	3 596	42	32	6	4	—	—	—	—	—	—
5313	Activities related to real estate	144	856	4 176	39	29	7	2	1	—	—	—	—	—
53131	Real estate property managers	110	563	2 706	20	11	6	2	1	—	—	—	—	—
532	Rental & leasing services	156	743	4 369	25	11	10	3	1	—	—	—	—	—
5322	Consumer goods rental	117	484	2 089	12	1	7	3	1	—	—	—	—	—
<b>54</b>	<b>Professional, scientific &amp; technical services</b>	<b>2 340</b>	<b>17 407</b>	<b>79 846</b>	<b>279</b>	<b>157</b>	<b>65</b>	<b>34</b>	<b>15</b>	<b>7</b>	<b>1</b>	<b>—</b>	<b>—</b>	<b>—</b>
541	Professional, scientific & technical services	2 340	17 407	79 846	279	157	65	34	15	7	1	—	—	—
5411	Legal services	516	4 515	22 438	66	35	17	9	4	1	—	—	—	—
54111	Offices of lawyers	394	3 594	18 075	55	32	14	5	3	1	—	—	—	—
541110	Offices of lawyers	394	3 594	18 075	55	32	14	5	3	1	—	—	—	—
54119	Other legal services	122	921	4 363	11	3	3	4	1	—	—	—	—	—
5412	Accounting, tax prep, bookkeep, payroll services	649	3 074	13 525	52	26	15	4	5	1	1	—	—	—
54121	Accounting, tax prep, bookkeep, payroll services	649	3 074	13 525	52	26	15	4	5	1	1	—	—	—
541211	Offices of certified public accountants	297	2 490	11 955	27	11	8	4	3	1	—	—	—	—
5413	Architectural, engineering & related services	256	2 413	11 501	35	20	7	5	2	1	—	—	—	—
54131	Architectural services	123	1 319	5 525	11	5	3	2	—	1	—	—	—	—
541310	Architectural services	123	1 319	5 525	11	5	3	2	—	1	—	—	—	—
5415	Computer systems design & related services	254	2 575	10 831	22	13	4	2	1	2	—	—	—	—
54151	Computer systems design & related services	254	2 575	10 831	22	13	4	2	1	2	—	—	—	—
5416	Management, sci & tech consulting services	(C)	(D)	(D)	36	29	4	2	1	—	—	—	—	—
5418	Advertising & related services	265	2 389	10 760	19	6	6	5	—	2	—	—	—	—
54189	Other services related to advertising	181	1 658	7 636	6	1	1	2	—	2	—	—	—	—
541890	Other services related to advertising	181	1 658	7 636	6	1	1	2	—	2	—	—	—	—
5419	Other professional, scientific, technical services	252	1 214	5 512	43	24	11	6	2	—	—	—	—	—
54194	Veterinary services	170	884	3 933	20	9	4	5	2	—	—	—	—	—
541940	Veterinary services	170	884	3 933	20	9	4	5	2	—	—	—	—	—
<b>55</b>	<b>Management of companies &amp; enterprises</b>	<b>719</b>	<b>9 743</b>	<b>36 247</b>	<b>15</b>	<b>2</b>	<b>3</b>	<b>3</b>	<b>3</b>	<b>2</b>	<b>1</b>	<b>1</b>	<b>—</b>	<b>—</b>
551	Management of companies & enterprises	719	9 743	36 247	15	2	3	3	3	2	1	1	—	—
5511	Management of companies & enterprises	719	9 743	36 247	15	2	3	3	3	2	1	1	—	—
55111	Management of companies & enterprises	719	9 743	36 247	15	2	3	3	3	2	1	1	—	—
551114	Corp, subsidiary & regional managing offices	719	9 743	36 247	15	2	3	3	3	2	1	1	—	—
<b>56</b>	<b>Admin. support, waste mgt, remediation services</b>	<b>3 929</b>	<b>12 916</b>	<b>57 824</b>	<b>158</b>	<b>91</b>	<b>26</b>	<b>15</b>	<b>9</b>	<b>8</b>	<b>5</b>	<b>3</b>	<b>1</b>	<b>—</b>
561	Administrative & support services	3 888	12 568	56 130	150	87	23	14	9	8	5	3	1	—
5611	Office administrative services	513	1 496	7 181	8	4	2	—	1	—	—	1	—	—
56111	Office administrative services	513	1 496	7 181	8	4	2	—	1	—	—	1	—	—
561110	Office administrative services	513	1 496	7 181	8	4	2	—	1	—	—	1	—	—
5613	Employment services	1 576	5 360	25 099	19	5	2	—	3	5	3	—	1	—
56132	Temporary help services	1 032	3 657	15 362	11	3	1	—	1	4	1	—	1	—
561320	Temporary help services	1 032	3 657	15 362	11	3	1	—	1	4	1	—	1	—
56133	Employee leasing services	533	1 612	9 326	5	—	—	—	2	1	2	—	—	—
561330	Employee leasing services	533	1 612	9 326	5	—	—	—	2	1	2	—	—	—
5614	Business support services	1 008	2 600	9 201	15	6	3	2	—	1	1	2	—	—
56142	Telephone call centers	966	2 447	8 594	5	—	—	1	—	1	1	2	—	—

See footnotes at end of table.

**Table 6. Counties—Employees, Payroll, and Establishments by Industry: 2003—Con.**

[Excludes most government employees, railroad employees, and self-employed persons. Size class 1 to 4 includes establishments with payroll, but no employees, during mid-March pay period. (D) denotes figures withheld to avoid disclosing data for individual companies; the data are included in broader industry totals. Detailed industries with 100 or more employees are shown if industry was not a (D). For explanation of terms, abbreviations, and data reliability/comparability, see introductory text]

NAICS code	Industry	Number of employees for week including March 12	Payroll (\$1,000)		Total number of establishments	Number of establishments by employment-size class								
			First quarter	Annual		1 to 4	5 to 9	10 to 19	20 to 49	50 to 99	100 to 249	250 to 499	500 to 999	1,000 or more
<b>STEARNs—Con.</b>														
<b>56</b>	<b>Admin, support, waste mgt, remediation services—Con.</b>													
561	Administrative & support services—Con.													
5617	Services to buildings & dwellings	436	1 481	8 148	75	56	9	7	1	1	1	—	—	—
56172	Janitorial services	338	1 192	4 910	21	11	2	5	1	1	1	—	—	—
561720	Janitorial services	338	1 192	4 910	21	11	2	5	1	1	1	—	—	—
5619	Other support services	162	905	3 498	10	5	1	2	1	1	—	—	—	—
56199	All other support services	162	905	3 498	10	5	1	2	1	1	—	—	—	—
561990	All other support services	162	905	3 498	10	5	1	2	1	1	—	—	—	—
<b>61</b>	<b>Educational services</b>	<b>2 633</b>	<b>12 917</b>	<b>53 634</b>	<b>35</b>	<b>9</b>	<b>7</b>	<b>7</b>	<b>7</b>	<b>2</b>	<b>1</b>	<b>1</b>	<b>—</b>	<b>1</b>
611	Educational services	2 633	12 917	53 634	35	9	7	7	7	2	1	1	—	1
6111	Elementary & secondary schools	523	2 091	8 427	13	2	1	2	5	2	1	—	—	—
61111	Elementary & secondary schools	523	2 091	8 427	13	2	1	2	5	2	1	—	—	—
611110	Elementary & secondary schools	523	2 091	8 427	13	2	1	2	5	2	1	—	—	—
6113	Colleges, universities & professional schools	(G)	(D)	(D)	2	—	—	—	—	—	—	1	—	1
61131	Colleges, universities & professional schools	(G)	(D)	(D)	2	—	—	—	—	—	—	1	—	1
<b>62</b>	<b>Health care and social assistance</b>	<b>10 893</b>	<b>98 706</b>	<b>425 205</b>	<b>360</b>	<b>128</b>	<b>85</b>	<b>77</b>	<b>38</b>	<b>13</b>	<b>15</b>	<b>2</b>	<b>1</b>	<b>1</b>
621	Ambulatory health care services	3 180	40 917	187 948	201	79	52	39	18	7	5	1	—	—
6211	Offices of physicians	1 667	26 709	119 312	45	14	6	8	8	4	4	1	—	—
62111	Offices of physicians	1 667	26 709	119 312	45	14	6	8	8	4	4	1	—	—
6212	Offices of dentists	493	5 056	25 355	56	13	24	16	3	—	—	—	—	—
62121	Offices of dentists	493	5 056	25 355	56	13	24	16	3	—	—	—	—	—
621210	Offices of dentists	493	5 056	25 355	56	13	24	16	3	—	—	—	—	—
6213	Offices of other health practitioners	433	2 819	13 408	79	48	20	8	3	—	—	—	—	—
62131	Offices of chiropractors	190	1 165	5 083	36	22	10	3	1	—	—	—	—	—
621310	Offices of chiropractors	190	1 165	5 083	36	22	10	3	1	—	—	—	—	—
6214	Outpatient care centers	(C)	(D)	(D)	4	2	—	1	—	—	1	—	—	—
62149	Other outpatient care centers	(C)	(D)	(D)	1	—	—	—	—	—	1	—	—	—
6216	Home health care services	238	1 397	5 698	10	1	2	3	3	1	—	—	—	—
62161	Home health care services	238	1 397	5 698	10	1	2	3	3	1	—	—	—	—
621610	Home health care services	238	1 397	5 698	10	1	2	3	3	1	—	—	—	—
6219	Other ambulatory health care services	(C)	(D)	(D)	2	—	—	—	—	2	—	—	—	—
622	Hospitals	(H)	(D)	(D)	6	—	—	—	—	—	4	—	1	1
6221	General medical & surgical hospitals	3 929	33 520	140 250	5	—	—	—	—	—	4	—	—	1
62211	General medical & surgical hospitals	3 929	33 520	140 250	5	—	—	—	—	—	4	—	—	1
622110	General medical & surgical hospitals	3 929	33 520	140 250	5	—	—	—	—	—	4	—	—	1
6222	Psychiatric & substance abuse hospitals	(F)	(D)	(D)	1	—	—	—	—	—	—	—	1	—
62221	Psychiatric & substance abuse hospitals	(F)	(D)	(D)	1	—	—	—	—	—	—	—	1	—
623	Nursing & residential care facilities	(G)	(D)	(D)	68	11	21	24	7	2	3	—	—	—
6231	Nursing care facilities	463	2 140	8 147	6	—	2	—	—	2	2	—	—	—
62311	Nursing care facilities	463	2 140	8 147	6	—	2	—	—	2	2	—	—	—
623110	Nursing care facilities	463	2 140	8 147	6	—	2	—	—	2	2	—	—	—
6232	Residential mental retardation, health facil	(F)	(D)	(D)	54	9	19	21	5	—	—	—	—	—
62321	Residential mental retardation facilities	574	1 780	7 290	51	7	18	21	5	—	—	—	—	—
623210	Residential mental retardation facilities	574	1 780	7 290	51	7	18	21	5	—	—	—	—	—
6239	Other residential care facilities	(C)	(D)	(D)	4	1	—	1	1	—	1	—	—	—
62399	Other residential care facilities	(C)	(D)	(D)	4	1	—	1	1	—	1	—	—	—
624	Social assistance	1 618	6 405	25 363	85	38	12	14	13	4	3	1	—	—
6241	Individual & family services	874	3 957	15 502	33	13	6	5	4	3	1	1	—	—
62412	Services for elderly & disabled persons	666	2 468	10 153	14	4	2	3	—	3	1	1	—	—
624120	Services for elderly & disabled persons	666	2 468	10 153	14	4	2	3	—	3	1	1	—	—
62419	Other individual & family services	186	1 346	4 776	15	6	4	1	4	—	—	—	—	—
624190	Other individual & family services	186	1 346	4 776	15	6	4	1	4	—	—	—	—	—
6242	Community, emergency & other relief services	159	553	2 236	7	4	1	—	1	—	—	—	—	—
62421	Community food services	(C)	(D)	(D)	2	1	—	—	—	—	1	—	—	—
6243	Vocational rehabilitation services	204	754	3 110	7	3	1	1	—	1	1	—	—	—
62431	Vocational rehabilitation services	204	754	3 110	7	3	1	1	—	1	1	—	—	—
624310	Vocational rehabilitation services	204	754	3 110	7	3	1	1	—	1	1	—	—	—
6244	Child day care services	381	1 141	4 515	38	18	4	8	8	—	—	—	—	—
62441	Child day care services	381	1 141	4 515	38	18	4	8	8	—	—	—	—	—
624410	Child day care services	381	1 141	4 515	38	18	4	8	8	—	—	—	—	—
<b>71</b>	<b>Arts, entertainment &amp; recreation</b>	<b>1 296</b>	<b>2 663</b>	<b>11 979</b>	<b>96</b>	<b>54</b>	<b>11</b>	<b>14</b>	<b>13</b>	<b>2</b>	<b>1</b>	<b>1</b>	<b>—</b>	<b>—</b>
713	Amusement, gambling & recreation industries	1 218	2 273	10 337	80	42	9	13	12	2	1	1	—	—
7139	Other amusement & recreation industries	(G)	(D)	(D)	79	41	9	13	12	2	1	1	—	—
71392	Skiing facilities	(E)	(D)	(D)	1	—	—	—	—	—	—	1	—	—
71394	Fitness & recreational sports centers	543	981	3 621	36	15	5	9	4	2	1	—	—	—
713940	Fitness & recreational sports centers	543	981	3 621	36	15	5	9	4	2	1	—	—	—
71395	Bowling centers	(C)	(D)	(D)	9	4	—	2	3	—	—	—	—	—
71399	All other amusement & recreation industries	163	422	2 640	18	10	3	2	3	—	—	—	—	—
713990	All other amusement & recreation industries	163	422	2 640	18	10	3	2	3	—	—	—	—	—

See footnotes at end of table.

**Table 6. Counties—Employees, Payroll, and Establishments by Industry: 2003—Con.**

[Excludes most government employees, railroad employees, and self-employed persons. Size class 1 to 4 includes establishments with payroll, but no employees, during mid-March pay period. (D) denotes figures withheld to avoid disclosing data for individual companies; the data are included in broader industry totals. Detailed industries with 100 or more employees are shown if industry was not a (D). For explanation of terms, abbreviations, and data reliability/comparability, see introductory text]

NAICS code	Industry	Number of employees for week including March 12	Payroll (\$1,000)		Total number of establishments	Number of establishments by employment-size class								
			First quarter	Annual		1 to 4	5 to 9	10 to 19	20 to 49	50 to 99	100 to 249	250 to 499	500 to 999	1,000 or more
<b>STEARNS—Con.</b>														
<b>72</b>	<b>Accommodation &amp; food services .....</b>	<b>6 141</b>	<b>13 728</b>	<b>59 361</b>	<b>327</b>	<b>115</b>	<b>47</b>	<b>62</b>	<b>69</b>	<b>29</b>	<b>4</b>	<b>1</b>	—	—
721	Accommodation .....	755	1 857	8 092	43	19	1	12	9	1	—	1	—	—
7211	Traveler accommodation .....	723	1 781	7 664	36	15	1	9	9	1	—	1	—	—
72111	Hotels (exc casino hotels) & motels .....	718	1 773	7 587	33	12	1	9	9	1	—	1	—	—
721110	Hotels (exc casino hotels) & motels .....	718	1 773	7 587	33	12	1	9	9	1	—	1	—	—
722	Food services & drinking places .....	5 386	11 871	51 269	284	96	46	50	60	28	4	—	—	—
7221	Full-service restaurants .....	2 723	6 302	26 895	109	34	12	19	25	15	4	—	—	—
72211	Full-service restaurants .....	2 723	6 302	26 895	109	34	12	19	25	15	4	—	—	—
722110	Full-service restaurants .....	2 723	6 302	26 895	109	34	12	19	25	15	4	—	—	—
7222	Limited-service eating places .....	1 991	3 842	17 397	105	27	15	24	30	9	—	—	—	—
72221	Limited-service eating places .....	1 991	3 842	17 397	105	27	15	24	30	9	—	—	—	—
722211	Limited-service restaurants .....	1 676	3 281	14 784	86	22	9	21	27	7	—	—	—	—
722212	Cafeterias .....	159	339	1 446	3	1	—	—	—	2	—	—	—	—
722213	Snack & nonalcoholic beverage bars .....	156	222	1 167	16	4	6	3	3	—	—	—	—	—
7223	Special food services .....	207	768	2 512	17	9	4	1	1	2	—	—	—	—
72231	Food service contractors .....	(C)	(D)	(D)	9	3	3	1	1	1	—	—	—	—
7224	Drinking places (alcoholic beverages) .....	465	959	4 465	53	26	15	6	4	2	—	—	—	—
72241	Drinking places (alcoholic beverages) .....	465	959	4 465	53	26	15	6	4	2	—	—	—	—
722410	Drinking places (alcoholic beverages) .....	465	959	4 465	53	26	15	6	4	2	—	—	—	—
<b>81</b>	<b>Other services (except public administration) .....</b>	<b>3 625</b>	<b>14 222</b>	<b>58 645</b>	<b>497</b>	<b>266</b>	<b>123</b>	<b>77</b>	<b>25</b>	<b>5</b>	<b>1</b>	—	—	—
811	Repair & maintenance .....	746	4 556	18 629	153	93	40	18	2	—	—	—	—	—
8111	Automotive repair & maintenance .....	601	3 489	14 108	116	68	32	14	2	—	—	—	—	—
81111	Automotive mechanical & electrical R&M .....	297	1 771	6 984	67	39	23	5	—	—	—	—	—	—
811111	General automotive repair .....	256	1 475	5 737	58	34	19	5	—	—	—	—	—	—
81112	Automotive body, paint, interior & glass repair .....	213	1 461	6 064	38	23	8	6	1	—	—	—	—	—
811121	Automotive body, paint & interior R&M .....	171	1 104	4 547	30	19	6	4	1	—	—	—	—	—
812	Personal & laundry services .....	923	3 981	16 955	108	56	24	20	6	1	1	—	—	—
8121	Personal care services .....	426	1 444	6 087	61	33	13	11	4	—	—	—	—	—
81211	Hair, nail & skin care services .....	353	1 301	5 447	49	28	9	8	4	—	—	—	—	—
812112	Beauty salons .....	338	1 249	5 246	43	23	8	8	4	—	—	—	—	—
8123	Drycleaning & laundry services .....	336	1 773	7 335	17	8	2	4	1	1	1	—	—	—
81233	Linen & uniform supply .....	(C)	(D)	(D)	2	—	—	—	—	1	1	—	—	—
813	Religious, grantmaking, civic, prof & like organizations .....	1 956	5 685	23 061	236	117	59	39	17	4	—	—	—	—
8131	Religious organizations .....	929	2 746	11 192	110	46	37	20	5	2	—	—	—	—
81311	Religious organizations .....	929	2 746	11 192	110	46	37	20	5	2	—	—	—	—
813110	Religious organizations .....	929	2 746	11 192	110	46	37	20	5	2	—	—	—	—
8132	Grantmaking & giving services .....	140	524	2 138	14	7	3	2	1	1	—	—	—	—
81321	Grantmaking & giving services .....	140	524	2 138	14	7	3	2	1	1	—	—	—	—
8134	Civic & social organizations .....	544	1 031	4 288	67	36	13	11	7	—	—	—	—	—
81341	Civic & social organizations .....	544	1 031	4 288	67	36	13	11	7	—	—	—	—	—
813410	Civic & social organizations .....	544	1 031	4 288	67	36	13	11	7	—	—	—	—	—
8139	Business, labor, political, like organizations .....	299	1 216	4 771	41	27	5	5	3	1	—	—	—	—
81393	Labor unions & similar labor organizations .....	133	119	510	15	7	3	3	2	—	—	—	—	—
813930	Labor unions & similar labor organizations .....	133	119	510	15	7	3	3	2	—	—	—	—	—
<b>99</b>	<b>Unclassified establishments .....</b>	<b>2</b>	<b>5</b>	<b>146</b>	<b>13</b>	<b>13</b>	—	—	—	—	—	—	—	—
<b>STEELE</b>														
	<b>Total .....</b>	<b>19 547</b>	<b>148 125</b>	<b>609 395</b>	<b>1 039</b>	<b>518</b>	<b>239</b>	<b>139</b>	<b>86</b>	<b>30</b>	<b>14</b>	<b>8</b>	<b>2</b>	<b>3</b>
<b>11</b>	<b>Forestry, fishing, hunting, and agriculture support .....</b>	<b>2</b>	<b>4</b>	<b>75</b>	<b>3</b>	<b>3</b>	—	—	—	—	—	—	—	—
<b>21</b>	<b>Mining .....</b>	<b>(A)</b>	<b>(D)</b>	<b>(D)</b>	<b>1</b>	<b>1</b>	—	—	—	—	—	—	—	—
<b>22</b>	<b>Utilities .....</b>	<b>(B)</b>	<b>(D)</b>	<b>(D)</b>	<b>1</b>	—	—	—	<b>1</b>	—	—	—	—	—
<b>23</b>	<b>Construction .....</b>	<b>795</b>	<b>6 298</b>	<b>34 658</b>	<b>125</b>	<b>82</b>	<b>18</b>	<b>12</b>	<b>11</b>	<b>2</b>	—	—	—	—
236	Construction of Buildings .....	170	1 461	7 230	40	28	7	3	2	—	—	—	—	—
2361	Residential Building Construction .....	101	619	3 101	33	24	6	3	—	—	—	—	—	—
23611	Residential Building Construction .....	101	619	3 101	33	24	6	3	—	—	—	—	—	—
237	Heavy and Civil Engineering Construction .....	113	811	7 825	10	7	—	1	1	1	—	—	—	—
238	Specialty Trade Contractors .....	512	4 026	19 603	75	47	11	8	8	1	—	—	—	—
2381	Foundation, Structure, and Building Exterior Contractors .....	142	699	4 878	28	18	5	2	3	—	—	—	—	—
2382	Building Equipment Contractors .....	312	3 129	13 406	28	12	5	6	4	1	—	—	—	—
23821	Electrical Contractors .....	189	1 990	8 682	14	6	2	2	3	1	—	—	—	—
238210	Electrical Contractors .....	189	1 990	8 682	14	6	2	2	3	1	—	—	—	—
23822	Plumbing, Heating, and Air-Conditioning Contractors .....	123	1 139	4 724	14	6	3	4	1	—	—	—	—	—
238220	Plumbing, Heating, and Air-Conditioning Contractors .....	123	1 139	4 724	14	6	3	4	1	—	—	—	—	—

See footnotes at end of table.

**Table 6. Counties—Employees, Payroll, and Establishments by Industry: 2003—Con.**

[Excludes most government employees, railroad employees, and self-employed persons. Size class 1 to 4 includes establishments with payroll, but no employees, during mid-March pay period. (D) denotes figures withheld to avoid disclosing data for individual companies; the data are included in broader industry totals. Detailed industries with 100 or more employees are shown if industry was not a (D). For explanation of terms, abbreviations, and data reliability/comparability, see introductory text]

NAICS code	Industry	Number of employees for week including March 12	Payroll (\$1,000)		Total number of establishments	Number of establishments by employment-size class								
			First quarter	Annual		1 to 4	5 to 9	10 to 19	20 to 49	50 to 99	100 to 249	250 to 499	500 to 999	1,000 or more
<b>STEELE—Con.</b>														
<b>31-33</b>	<b>Manufacturing</b>	<b>5 764</b>	<b>56 068</b>	<b>228 305</b>	<b>69</b>	<b>25</b>	<b>7</b>	<b>9</b>	<b>14</b>	<b>3</b>	<b>5</b>	<b>3</b>	<b>1</b>	<b>2</b>
311	Food mfg	360	2 139	13 813	5	—	2	1	—	—	2	—	—	—
3114	Fruit & veg preserving & specialty food mfg	(C)	(D)	(D)	1	—	—	—	—	—	1	—	—	—
31142	Fruit & veg canning, pickling & drying	(C)	(D)	(D)	1	—	—	—	—	—	1	—	—	—
3116	Animal slaughtering & processing	(C)	(D)	(D)	1	—	—	—	—	—	1	—	—	—
31161	Animal slaughtering & processing	(C)	(D)	(D)	1	—	—	—	—	—	1	—	—	—
323	Printing & related support activities	230	2 359	9 096	6	2	—	1	2	—	1	—	—	—
3231	Printing & related support activities	230	2 359	9 096	6	2	—	1	2	—	1	—	—	—
32311	Printing	230	2 359	9 096	6	2	—	1	2	—	1	—	—	—
327	Nonmetallic mineral product mfg	(G)	(D)	(D)	4	1	—	—	1	—	—	1	—	1
3272	Glass & glass product mfg	(G)	(D)	(D)	2	—	—	—	—	—	—	1	—	1
32721	Glass & glass product mfg	(G)	(D)	(D)	2	—	—	—	—	—	—	1	—	1
332	Fabricated metal product mfg	2 268	21 094	87 470	18	10	2	1	2	—	1	—	1	1
3322	Cutlery & handtool mfg	(G)	(D)	(D)	1	—	—	—	—	—	—	—	—	1
33221	Cutlery & handtool mfg	(G)	(D)	(D)	1	—	—	—	—	—	—	—	—	1
3324	Boiler, tank & shipping container mfg	(C)	(D)	(D)	2	—	1	—	—	—	1	—	—	—
33243	Light gauge metal container mfg	(C)	(D)	(D)	1	—	—	—	—	—	1	—	—	—
3325	Hardware mfg	(F)	(D)	(D)	2	1	—	—	—	—	—	—	1	—
33251	Hardware mfg	(F)	(D)	(D)	2	1	—	—	—	—	—	—	1	—
333	Machinery mfg	508	6 758	23 741	7	1	—	—	2	3	1	—	—	—
3331	Ag, construction & mining machinery mfg	154	1 788	7 373	3	—	—	—	2	1	—	—	—	—
33312	Construction machinery mfg	(C)	(D)	(D)	2	—	—	—	1	1	—	—	—	—
3339	Other general purpose machinery mfg	(E)	(D)	(D)	2	—	—	—	—	1	1	—	—	—
33399	All other general purpose machinery mfg	(E)	(D)	(D)	2	—	—	—	—	1	1	—	—	—
337	Furniture & related product mfg	(F)	(D)	(D)	4	—	1	—	2	—	—	1	—	—
3371	HH & institutional furniture & kitchen cabinet mfg	(F)	(D)	(D)	4	—	1	—	2	—	—	1	—	—
33712	Household & institutional furniture mfg	(E)	(D)	(D)	1	—	—	—	—	—	—	1	—	—
339	Miscellaneous mfg	325	2 861	11 834	5	2	—	—	2	—	—	1	—	—
3399	Other miscellaneous mfg	325	2 861	11 834	5	2	—	—	2	—	—	1	—	—
33992	Sporting & athletic goods mfg	(E)	(D)	(D)	3	1	—	—	1	—	—	1	—	—
<b>42</b>	<b>Wholesale trade</b>	<b>528</b>	<b>5 203</b>	<b>21 387</b>	<b>42</b>	<b>21</b>	<b>8</b>	<b>7</b>	<b>1</b>	<b>5</b>	—	—	—	—
423	Merchant Wholesalers, Durable Goods	390	3 967	15 743	27	14	5	3	1	4	—	—	—	—
4239	Miscellaneous Durable Goods Merchant Wholesalers	115	1 604	5 342	4	1	1	1	—	1	—	—	—	—
424	Merchant Wholesalers, Nondurable Goods	(C)	(D)	(D)	12	4	3	4	—	1	—	—	—	—
<b>44-45</b>	<b>Retail trade</b>	<b>3 356</b>	<b>13 399</b>	<b>52 181</b>	<b>222</b>	<b>81</b>	<b>84</b>	<b>33</b>	<b>15</b>	<b>3</b>	<b>4</b>	<b>1</b>	<b>1</b>	—
441	Motor vehicle & parts dealers	399	1 810	7 754	30	10	13	2	3	1	1	—	—	—
4411	Automobile dealers	269	1 109	4 854	12	4	5	—	1	1	1	—	—	—
44111	New car dealers	242	973	4 247	5	—	2	—	1	1	1	—	—	—
441110	New car dealers	242	973	4 247	5	—	2	—	1	1	1	—	—	—
4413	Automotive parts, accessories & tire stores	111	590	2 445	14	4	6	2	2	—	—	—	—	—
442	Furniture & home furnishing stores	221	974	4 390	17	3	8	3	2	1	—	—	—	—
4421	Furniture stores	(C)	(D)	(D)	5	1	1	—	2	1	—	—	—	—
44211	Furniture stores	(C)	(D)	(D)	5	1	1	—	2	1	—	—	—	—
444	Bldg material & garden equip & supp dealers	148	628	2 543	21	13	5	—	3	—	—	—	—	—
4441	Building material & supplies dealers	135	581	2 278	16	9	4	—	3	—	—	—	—	—
445	Food & beverage stores	504	1 673	6 791	20	9	3	5	1	—	2	—	—	—
4451	Grocery stores	424	1 427	5 649	7	2	1	2	—	—	2	—	—	—
44511	Grocery (except convenience) stores	424	1 427	5 649	7	2	1	2	—	—	2	—	—	—
445110	Grocery (except convenience) stores	424	1 427	5 649	7	2	1	2	—	—	2	—	—	—
447	Gasoline stations	205	637	2 882	21	4	9	5	3	—	—	—	—	—
4471	Gasoline stations	205	637	2 882	21	4	9	5	3	—	—	—	—	—
44711	Gasoline stations with convenience stores	182	567	2 591	18	2	9	4	3	—	—	—	—	—
447110	Gasoline stations with convenience stores	182	567	2 591	18	2	9	4	3	—	—	—	—	—
448	Clothing & clothing accessories stores	374	976	4 204	41	5	28	7	—	1	—	—	—	—
4481	Clothing stores	287	734	3 113	30	4	19	6	—	1	—	—	—	—
44814	Family clothing stores	150	429	1 603	12	—	8	3	—	1	—	—	—	—
448140	Family clothing stores	150	429	1 603	12	—	8	3	—	1	—	—	—	—
451	Sporting goods, hobby, book & music stores	(F)	(D)	(D)	8	3	3	1	—	—	—	—	1	—
4511	Sporting goods, hobby, musical instrument stores	(F)	(D)	(D)	7	2	3	1	—	—	—	—	1	—
45111	Sporting goods stores	(F)	(D)	(D)	4	2	—	1	—	—	—	—	1	—
452	General merchandise stores	(E)	(D)	(D)	4	—	2	—	—	—	1	1	—	—
4521	Department stores	(C)	(D)	(D)	1	—	—	—	—	—	1	—	—	—
45211	Department stores	(C)	(D)	(D)	1	—	—	—	—	—	1	—	—	—
4529	Other general merchandise stores	(E)	(D)	(D)	3	—	2	—	—	—	—	1	—	—
45291	Warehouse clubs & superstores	(E)	(D)	(D)	1	—	—	—	—	—	—	1	—	—
453	Miscellaneous store retailers	126	356	1 766	25	15	6	4	—	—	—	—	—	—
454	Nonstore retailers	158	1 094	4 708	17	7	3	5	2	—	—	—	—	—
4543	Direct selling establishments	(C)	(D)	(D)	11	4	1	4	2	—	—	—	—	—
45439	Other direct selling establishments	111	787	3 199	8	3	1	2	2	—	—	—	—	—
454390	Other direct selling establishments	111	787	3 199	8	3	1	2	2	—	—	—	—	—

See footnotes at end of table.



**Table 6. Counties—Employees, Payroll, and Establishments by Industry: 2003—Con.**

[Excludes most government employees, railroad employees, and self-employed persons. Size class 1 to 4 includes establishments with payroll, but no employees, during mid-March pay period. (D) denotes figures withheld to avoid disclosing data for individual companies; the data are included in broader industry totals. Detailed industries with 100 or more employees are shown if industry was not a (D). For explanation of terms, abbreviations, and data reliability/comparability, see introductory text]

NAICS code	Industry	Number of employees for week including March 12	Payroll (\$1,000)		Total number of establishments	Number of establishments by employment-size class								
			First quarter	Annual		1 to 4	5 to 9	10 to 19	20 to 49	50 to 99	100 to 249	250 to 499	500 to 999	1,000 or more
<b>STEELE—Con.</b>														
<b>48-49</b>	<b>Transportation &amp; warehousing</b> .....	<b>550</b>	<b>4 072</b>	<b>17 905</b>	<b>38</b>	<b>17</b>	<b>5</b>	<b>9</b>	<b>4</b>	<b>3</b>	—	—	—	—
484	Truck transportation .....	198	1 934	8 186	24	14	3	4	3	—	—	—	—	—
4841	General freight trucking .....	164	1 728	7 229	15	7	2	3	3	—	—	—	—	—
48412	General freight trucking, long-distance .....	153	1 632	6 840	10	3	1	3	3	—	—	—	—	—
485	Transit & ground passenger transportation .....	(C)	(D)	(D)	5	1	—	2	—	2	—	—	—	—
4854	School & employee bus transportation .....	170	715	2 755	3	—	—	1	—	2	—	—	—	—
48541	School & employee bus transportation .....	170	715	2 755	3	—	—	1	—	2	—	—	—	—
485410	School & employee bus transportation .....	170	715	2 755	3	—	—	1	—	2	—	—	—	—
<b>51</b>	<b>Information</b> .....	<b>591</b>	<b>5 505</b>	<b>20 669</b>	<b>21</b>	<b>10</b>	<b>4</b>	<b>6</b>	—	—	—	<b>1</b>	—	—
518	Internet Service Providers, Web Search Portals, and Data Processing Serv .....	(E)	(D)	(D)	2	—	1	—	—	—	—	1	—	—
5182	Data Processing, Hosting, and Related Services .....	(E)	(D)	(D)	1	—	—	—	—	—	—	1	—	—
51821	Data Processing, Hosting, and Related Services .....	(E)	(D)	(D)	1	—	—	—	—	—	—	1	—	—
<b>52</b>	<b>Finance &amp; insurance</b> .....	<b>2 470</b>	<b>33 571</b>	<b>130 355</b>	<b>71</b>	<b>48</b>	<b>11</b>	<b>8</b>	<b>3</b>	—	—	—	—	<b>1</b>
522	Credit intermediation & related activities .....	(C)	(D)	(D)	23	8	5	7	3	—	—	—	—	—
5221	Depository credit intermediation .....	(C)	(D)	(D)	17	4	4	6	3	—	—	—	—	—
52211	Commercial banking .....	(C)	(D)	(D)	14	3	3	6	2	—	—	—	—	—
524	Insurance carriers & related activities .....	(G)	(D)	(D)	31	24	5	1	—	—	—	—	—	1
5241	Insurance carriers .....	(G)	(D)	(D)	6	5	—	—	—	—	—	—	—	1
52412	Other direct insurance carriers .....	(G)	(D)	(D)	3	2	—	—	—	—	—	—	—	1
<b>53</b>	<b>Real estate &amp; rental &amp; leasing</b> .....	<b>169</b>	<b>606</b>	<b>3 055</b>	<b>22</b>	<b>15</b>	<b>5</b>	<b>1</b>	—	—	<b>1</b>	—	—	—
531	Real estate .....	(C)	(D)	(D)	20	14	4	1	—	—	1	—	—	—
5313	Activities related to real estate .....	125	386	1 993	7	5	—	1	—	—	1	—	—	—
53131	Real estate property managers .....	(C)	(D)	(D)	3	2	—	—	—	—	1	—	—	—
<b>54</b>	<b>Professional, scientific &amp; technical services</b> .....	<b>189</b>	<b>1 159</b>	<b>5 494</b>	<b>57</b>	<b>43</b>	<b>13</b>	—	<b>1</b>	—	—	—	—	—
541	Professional, scientific & technical services .....	189	1 159	5 494	57	43	13	—	1	—	—	—	—	—
<b>55</b>	<b>Management of companies &amp; enterprises</b> .....	<b>(A)</b>	<b>(D)</b>	<b>(D)</b>	<b>2</b>	<b>1</b>	<b>1</b>	—	—	—	—	—	—	—
<b>56</b>	<b>Admin, support, waste mgt, remediation services</b> .....	<b>677</b>	<b>2 616</b>	<b>11 576</b>	<b>38</b>	<b>23</b>	<b>6</b>	<b>3</b>	<b>3</b>	<b>1</b>	<b>1</b>	<b>1</b>	—	—
561	Administrative & support services .....	(F)	(D)	(D)	35	21	5	3	3	1	1	1	—	—
5613	Employment services .....	503	2 016	9 157	5	—	1	—	1	1	1	1	—	—
56132	Temporary help services .....	503	2 016	9 157	5	—	1	—	1	1	1	1	—	—
561320	Temporary help services .....	503	2 016	9 157	5	—	1	—	1	1	1	1	—	—
5617	Services to buildings & dwellings .....	126	352	1 390	18	12	1	3	2	—	—	—	—	—
56172	Janitorial services .....	104	277	821	8	3	—	3	2	—	—	—	—	—
561720	Janitorial services .....	104	277	821	8	3	—	3	2	—	—	—	—	—
<b>61</b>	<b>Educational services</b> .....	<b>189</b>	<b>619</b>	<b>2 425</b>	<b>7</b>	<b>2</b>	<b>1</b>	<b>1</b>	<b>2</b>	<b>1</b>	—	—	—	—
611	Educational services .....	189	619	2 425	7	2	1	1	2	1	—	—	—	—
<b>62</b>	<b>Health care and social assistance</b> .....	<b>1 928</b>	<b>12 550</b>	<b>53 203</b>	<b>114</b>	<b>45</b>	<b>38</b>	<b>17</b>	<b>7</b>	<b>3</b>	<b>2</b>	<b>2</b>	—	—
621	Ambulatory health care services .....	696	6 797	28 878	45	18	15	9	1	1	—	1	—	—
6211	Offices of physicians .....	371	4 806	20 392	8	4	3	—	—	—	—	1	—	—
62111	Offices of physicians .....	371	4 806	20 392	8	4	3	—	—	—	—	1	—	—
6212	Offices of dentists .....	153	963	4 162	16	4	6	5	1	—	—	—	—	—
62121	Offices of dentists .....	153	963	4 162	16	4	6	5	1	—	—	—	—	—
621210	Offices of dentists .....	153	963	4 162	16	4	6	5	1	—	—	—	—	—
622	Hospitals .....	(E)	(D)	(D)	1	—	—	—	—	—	—	1	—	—
6221	General medical & surgical hospitals .....	(E)	(D)	(D)	1	—	—	—	—	—	—	1	—	—
62211	General medical & surgical hospitals .....	(E)	(D)	(D)	1	—	—	—	—	—	—	1	—	—
623	Nursing & residential care facilities .....	546	2 311	8 835	35	4	18	7	4	1	1	—	—	—
6231	Nursing care facilities .....	(C)	(D)	(D)	2	—	—	—	—	1	1	—	—	—
62311	Nursing care facilities .....	(C)	(D)	(D)	2	—	—	—	—	1	1	—	—	—
6232	Residential mental retardation, health facil .....	231	1 017	4 238	27	3	18	4	2	—	—	—	—	—
62321	Residential mental retardation facilities .....	194	860	3 574	24	3	16	3	2	—	—	—	—	—
623210	Residential mental retardation facilities .....	194	860	3 574	24	3	16	3	2	—	—	—	—	—
624	Social assistance .....	(E)	(D)	(D)	33	23	5	1	2	1	1	—	—	—
6243	Vocational rehabilitation services .....	(C)	(D)	(D)	3	1	—	—	—	1	1	—	—	—
62431	Vocational rehabilitation services .....	(C)	(D)	(D)	3	1	—	—	—	1	1	—	—	—
<b>71</b>	<b>Arts, entertainment &amp; recreation</b> .....	<b>203</b>	<b>336</b>	<b>1 772</b>	<b>15</b>	<b>9</b>	—	<b>3</b>	<b>2</b>	<b>1</b>	—	—	—	—
713	Amusement, gambling & recreation industries .....	192	298	1 626	10	4	—	3	2	1	—	—	—	—
7139	Other amusement & recreation industries .....	192	298	1 626	10	4	—	3	2	1	—	—	—	—

See footnotes at end of table.

**Table 6. Counties—Employees, Payroll, and Establishments by Industry: 2003—Con.**

[Excludes most government employees, railroad employees, and self-employed persons. Size class 1 to 4 includes establishments with payroll, but no employees, during mid-March pay period. (D) denotes figures withheld to avoid disclosing data for individual companies; the data are included in broader industry totals. Detailed industries with 100 or more employees are shown if industry was not a (D). For explanation of terms, abbreviations, and data reliability/comparability, see introductory text]

NAICS code	Industry	Number of employees for week including March 12	Payroll (\$1,000)		Total number of establishments	Number of establishments by employment-size class								
			First quarter	Annual		1 to 4	5 to 9	10 to 19	20 to 49	50 to 99	100 to 249	250 to 499	500 to 999	1,000 or more
<b>STEELE—Con.</b>														
<b>72</b>	<b>Accommodation &amp; food services</b>	<b>1 360</b>	<b>2 947</b>	<b>12 818</b>	<b>69</b>	<b>26</b>	<b>4</b>	<b>16</b>	<b>15</b>	<b>7</b>	<b>1</b>			
721	Accommodation	377	702	3 401	14	6	1	4	1	1	1			
7211	Traveler accommodation	358	641	3 184	11	4	1	3	1	1	1			
72111	Hotels (exc casino hotels) & motels	358	641	3 184	11	4	1	3	1	1	1			
721110	Hotels (exc casino hotels) & motels	358	641	3 184	11	4	1	3	1	1	1			
722	Food services & drinking places	983	2 245	9 417	55	20	3	12	14	6				
7221	Full-service restaurants	453	1 177	4 831	20	7	1	5	3	4				
72211	Full-service restaurants	453	1 177	4 831	20	7	1	5	3	4				
722110	Full-service restaurants	453	1 177	4 831	20	7	1	5	3	4				
7222	Limited-service eating places	455	950	4 121	24	5	2	7	8	2				
72221	Limited-service eating places	455	950	4 121	24	5	2	7	8	2				
722211	Limited-service restaurants	452	936	4 005	21	2	2	7	8	2				
<b>81</b>	<b>Other services (except public administration)</b>	<b>731</b>	<b>2 795</b>	<b>11 559</b>	<b>114</b>	<b>58</b>	<b>34</b>	<b>14</b>	<b>7</b>	<b>1</b>				
811	Repair & maintenance	164	835	3 427	37	23	11	2	1					
8111	Automotive repair & maintenance	141	754	3 148	30	17	10	2	1					
812	Personal & laundry services	131	624	2 833	28	16	9	2	1					
813	Religious, grantmaking, civic, prof & like organizations	436	1 336	5 299	49	19	14	10	5	1				
8131	Religious organizations	230	674	2 797	32	13	9	8	2					
81311	Religious organizations	230	674	2 797	32	13	9	8	2					
813110	Religious organizations	230	674	2 797	32	13	9	8	2					
8134	Civic & social organizations	152	349	1 386	7	1	1	2	2	1				
81341	Civic & social organizations	152	349	1 386	7	1	1	2	2	1				
813410	Civic & social organizations	152	349	1 386	7	1	1	2	2	1				
<b>99</b>	<b>Unclassified establishments</b>	<b>4</b>	<b>9</b>	<b>53</b>	<b>8</b>	<b>8</b>								
<b>STEVENS</b>														
	<b>Total</b>	<b>3 804</b>	<b>20 084</b>	<b>92 810</b>	<b>350</b>	<b>198</b>	<b>67</b>	<b>48</b>	<b>25</b>	<b>6</b>	<b>4</b>	<b>1</b>	<b>1</b>	
<b>11</b>	<b>Forestry, fishing, hunting, and agriculture support</b>	(A)	(D)	(D)	3	1	2							
<b>21</b>	<b>Mining</b>	(A)	(D)	(D)	1	1								
<b>22</b>	<b>Utilities</b>	(B)	(D)	(D)	1				1					
<b>23</b>	<b>Construction</b>	<b>119</b>	<b>1 110</b>	<b>9 826</b>	<b>48</b>	<b>41</b>	<b>6</b>		<b>1</b>					
<b>31-33</b>	<b>Manufacturing</b>	<b>411</b>	<b>3 889</b>	<b>17 660</b>	<b>13</b>	<b>5</b>	<b>1</b>	<b>2</b>	<b>3</b>		<b>2</b>			
332	Fabricated metal product mfg	(C)	(D)	(D)	3	1		1			1			
3324	Boiler, tank & shipping container mfg	(C)	(D)	(D)	1						1			
33242	Metal tank (heavy gauge) mfg	(C)	(D)	(D)	1						1			
333	Machinery mfg	(C)	(D)	(D)	1						1			
3339	Other general purpose machinery mfg	(C)	(D)	(D)	1						1			
33392	Material handling equipment mfg	(C)	(D)	(D)	1						1			
<b>42</b>	<b>Wholesale trade</b>	<b>123</b>	<b>943</b>	<b>3 583</b>	<b>19</b>	<b>8</b>	<b>6</b>	<b>5</b>						
<b>44-45</b>	<b>Retail trade</b>	<b>612</b>	<b>2 414</b>	<b>10 378</b>	<b>60</b>	<b>29</b>	<b>9</b>	<b>13</b>	<b>7</b>	<b>2</b>				
444	Bldg material & garden equip & supp dealers	140	605	2 586	10	1	1	6	2					
4442	Lawn & garden equip & supplies stores	101	448	1 868	5			3	2					
44422	Nursery & garden centers	101	448	1 868	5			3	2					
444220	Nursery & garden centers	101	448	1 868	5			3	2					
445	Food & beverage stores	167	473	1 916	6	3	1			2				
4451	Grocery stores	(C)	(D)	(D)	4	2				2				
44511	Grocery (except convenience) stores	(C)	(D)	(D)	4	2				2				
<b>48-49</b>	<b>Transportation &amp; warehousing</b>	<b>37</b>	<b>309</b>	<b>1 305</b>	<b>15</b>	<b>14</b>			<b>1</b>					
<b>51</b>	<b>Information</b>	<b>111</b>	<b>700</b>	<b>3 043</b>	<b>11</b>	<b>4</b>	<b>2</b>	<b>4</b>	<b>1</b>					
<b>52</b>	<b>Finance &amp; insurance</b>	<b>134</b>	<b>1 040</b>	<b>4 650</b>	<b>28</b>	<b>19</b>	<b>4</b>	<b>5</b>						
<b>53</b>	<b>Real estate &amp; rental &amp; leasing</b>	<b>(B)</b>	<b>(D)</b>	<b>(D)</b>	<b>9</b>	<b>6</b>	<b>3</b>							
<b>54</b>	<b>Professional, scientific &amp; technical services</b>	<b>153</b>	<b>1 013</b>	<b>4 748</b>	<b>20</b>	<b>8</b>	<b>6</b>	<b>3</b>	<b>3</b>					
541	Professional, scientific & technical services	153	1 013	4 748	20	8	6	3	3					
<b>55</b>	<b>Management of companies &amp; enterprises</b>	<b>(C)</b>	<b>(D)</b>	<b>(D)</b>	<b>1</b>						<b>1</b>			
551	Management of companies & enterprises	(C)	(D)	(D)	1						1			
5511	Management of companies & enterprises	(C)	(D)	(D)	1						1			
55111	Management of companies & enterprises	(C)	(D)	(D)	1						1			
<b>56</b>	<b>Admin, support, waste mgt, remediation services</b>	<b>42</b>	<b>180</b>	<b>966</b>	<b>16</b>	<b>14</b>	<b>1</b>	<b>1</b>						
<b>61</b>	<b>Educational services</b>	<b>(B)</b>	<b>(D)</b>	<b>(D)</b>	<b>2</b>	<b>1</b>				<b>1</b>				

See footnotes at end of table.

**Table 6. Counties—Employees, Payroll, and Establishments by Industry: 2003—Con.**

[Excludes most government employees, railroad employees, and self-employed persons. Size class 1 to 4 includes establishments with payroll, but no employees, during mid-March pay period. (D) denotes figures withheld to avoid disclosing data for individual companies; the data are included in broader industry totals. Detailed industries with 100 or more employees are shown if industry was not a (D). For explanation of terms, abbreviations, and data reliability/comparability, see introductory text]

NAICS code	Industry	Number of employees for week including March 12	Payroll (\$1,000)		Total number of establishments	Number of establishments by employment-size class									
			First quarter	Annual		1 to 4	5 to 9	10 to 19	20 to 49	50 to 99	100 to 249	250 to 499	500 to 999	1,000 or more	
<b>STEVENS—Con.</b>															
<b>62</b>	<b>Health care and social assistance</b> .....	<b>1 116</b>	<b>5 503</b>	<b>24 428</b>	<b>27</b>	<b>7</b>	<b>9</b>	<b>7</b>	<b>1</b>	—	<b>1</b>	<b>1</b>	<b>1</b>	—	
622	Hospitals .....	(E)	(D)	(D)	1	—	—	—	—	—	—	1	—	—	
6221	General medical & surgical hospitals .....	(E)	(D)	(D)	1	—	—	—	—	—	—	1	—	—	
62211	General medical & surgical hospitals .....	(E)	(D)	(D)	1	—	—	—	—	—	—	1	—	—	
623	Nursing & residential care facilities .....	(F)	(D)	(D)	11	—	6	3	—	—	1	—	1	—	
6231	Nursing care facilities .....	(C)	(D)	(D)	1	—	—	—	—	—	1	—	—	—	
62311	Nursing care facilities .....	(C)	(D)	(D)	1	—	—	—	—	—	1	—	—	—	
6232	Residential mental retardation, health facil .....	(F)	(D)	(D)	3	—	2	—	—	—	—	—	1	—	
62321	Residential mental retardation facilities .....	(F)	(D)	(D)	3	—	2	—	—	—	—	—	1	—	
<b>71</b>	<b>Arts, entertainment &amp; recreation</b> .....	<b>14</b>	<b>47</b>	<b>211</b>	<b>4</b>	<b>3</b>	<b>1</b>	—	—	—	—	—	—	—	
<b>72</b>	<b>Accommodation &amp; food services</b> .....	<b>450</b>	<b>711</b>	<b>2 907</b>	<b>24</b>	<b>7</b>	<b>3</b>	<b>6</b>	<b>5</b>	<b>3</b>	—	—	—	—	
722	Food services & drinking places .....	(E)	(D)	(D)	21	6	3	5	5	2	—	—	—	—	
7221	Full-service restaurants .....	156	237	943	10	3	1	2	4	—	—	—	—	—	
72211	Full-service restaurants .....	156	237	943	10	3	1	2	4	—	—	—	—	—	
722110	Full-service restaurants .....	156	237	943	10	3	1	2	4	—	—	—	—	—	
7222	Limited-service eating places .....	163	281	1 142	7	—	2	3	1	1	—	—	—	—	
72221	Limited-service eating places .....	163	281	1 142	7	—	2	3	1	1	—	—	—	—	
722211	Limited-service restaurants .....	163	281	1 142	7	—	2	3	1	1	—	—	—	—	
<b>81</b>	<b>Other services (except public administration)</b> .....	<b>225</b>	<b>586</b>	<b>2 416</b>	<b>46</b>	<b>28</b>	<b>14</b>	<b>2</b>	<b>2</b>	—	—	—	—	—	
813	Religious, grantmaking, civic, prof & like organizations .....	155	303	1 239	26	15	7	2	2	—	—	—	—	—	
8131	Religious organizations .....	111	241	990	20	11	7	1	1	—	—	—	—	—	
81311	Religious organizations .....	111	241	990	20	11	7	1	1	—	—	—	—	—	
813110	Religious organizations .....	111	241	990	20	11	7	1	1	—	—	—	—	—	
<b>99</b>	<b>Unclassified establishments</b> .....	<b>(A)</b>	<b>(D)</b>	<b>(D)</b>	<b>2</b>	<b>2</b>	—	—	—	—	—	—	—	—	
<b>SWIFT</b>															
	<b>Total</b> .....	<b>2 811</b>	<b>14 562</b>	<b>64 029</b>	<b>321</b>	<b>188</b>	<b>63</b>	<b>40</b>	<b>24</b>	<b>2</b>	<b>3</b>	<b>1</b>	—	—	
<b>11</b>	<b>Forestry, fishing, hunting, and agriculture support</b> .....	<b>(A)</b>	<b>(D)</b>	<b>(D)</b>	<b>5</b>	<b>3</b>	<b>2</b>	—	—	—	—	—	—	—	
<b>23</b>	<b>Construction</b> .....	<b>117</b>	<b>601</b>	<b>3 843</b>	<b>35</b>	<b>28</b>	<b>3</b>	<b>3</b>	<b>1</b>	—	—	—	—	—	
<b>31-33</b>	<b>Manufacturing</b> .....	<b>228</b>	<b>1 595</b>	<b>6 543</b>	<b>11</b>	<b>3</b>	<b>2</b>	<b>1</b>	<b>4</b>	<b>1</b>	—	—	—	—	
<b>42</b>	<b>Wholesale trade</b> .....	<b>228</b>	<b>1 798</b>	<b>7 917</b>	<b>19</b>	<b>9</b>	<b>5</b>	<b>2</b>	<b>2</b>	—	<b>1</b>	—	—	—	
424	Merchant Wholesalers, Nondurable Goods .....	(C)	(D)	(D)	15	9	2	1	2	—	1	—	—	—	
4245	Farm Product Raw Material Merchant Wholesalers .....	161	1 285	5 615	10	6	1	1	1	—	1	—	—	—	
42451	Grain and Field Bean Merchant Wholesalers .....	(C)	(D)	(D)	9	5	1	1	1	—	1	—	—	—	
<b>44-45</b>	<b>Retail trade</b> .....	<b>500</b>	<b>1 996</b>	<b>9 189</b>	<b>61</b>	<b>26</b>	<b>19</b>	<b>8</b>	<b>8</b>	—	—	—	—	—	
445	Food & beverage stores .....	165	392	1 831	13	2	6	2	3	—	—	—	—	—	
4451	Grocery stores .....	(C)	(D)	(D)	6	1	—	2	3	—	—	—	—	—	
44511	Grocery (except convenience) stores .....	112	279	1 326	5	1	—	1	3	—	—	—	—	—	
445110	Grocery (except convenience) stores .....	112	279	1 326	5	1	—	1	3	—	—	—	—	—	
447	Gasoline stations .....	106	330	1 398	10	3	2	3	2	—	—	—	—	—	
4471	Gasoline stations .....	106	330	1 398	10	3	2	3	2	—	—	—	—	—	
<b>48-49</b>	<b>Transportation &amp; warehousing</b> .....	<b>72</b>	<b>313</b>	<b>1 346</b>	<b>18</b>	<b>15</b>	—	<b>3</b>	—	—	—	—	—	—	
<b>51</b>	<b>Information</b> .....	<b>50</b>	<b>263</b>	<b>1 194</b>	<b>6</b>	<b>2</b>	<b>3</b>	—	<b>1</b>	—	—	—	—	—	
<b>52</b>	<b>Finance &amp; insurance</b> .....	<b>124</b>	<b>836</b>	<b>3 895</b>	<b>28</b>	<b>18</b>	<b>6</b>	<b>4</b>	—	—	—	—	—	—	
<b>53</b>	<b>Real estate &amp; rental &amp; leasing</b> .....	<b>(B)</b>	<b>(D)</b>	<b>(D)</b>	<b>6</b>	<b>4</b>	—	<b>1</b>	<b>1</b>	—	—	—	—	—	
<b>54</b>	<b>Professional, scientific &amp; technical services</b> .....	<b>63</b>	<b>441</b>	<b>2 204</b>	<b>20</b>	<b>17</b>	<b>1</b>	<b>2</b>	—	—	—	—	—	—	
<b>56</b>	<b>Admin, support, waste mgt, remediation services</b> .....	<b>366</b>	<b>2 658</b>	<b>10 060</b>	<b>9</b>	<b>6</b>	<b>1</b>	<b>1</b>	—	—	—	<b>1</b>	—	—	
561	Administrative & support services .....	(E)	(D)	(D)	7	6	—	—	—	—	—	1	—	—	
5612	Facilities support services .....	(E)	(D)	(D)	1	—	—	—	—	—	—	1	—	—	
56121	Facilities support services .....	(E)	(D)	(D)	1	—	—	—	—	—	—	1	—	—	
<b>61</b>	<b>Educational services</b> .....	<b>(A)</b>	<b>(D)</b>	<b>(D)</b>	<b>1</b>	<b>1</b>	—	—	—	—	—	—	—	—	
<b>62</b>	<b>Health care and social assistance</b> .....	<b>539</b>	<b>2 804</b>	<b>12 064</b>	<b>18</b>	<b>4</b>	<b>5</b>	<b>1</b>	<b>5</b>	<b>1</b>	<b>2</b>	—	—	—	
622	Hospitals .....	(E)	(D)	(D)	2	—	—	—	—	—	2	—	—	—	
6221	General medical & surgical hospitals .....	(E)	(D)	(D)	2	—	—	—	—	—	2	—	—	—	
62211	General medical & surgical hospitals .....	(E)	(D)	(D)	2	—	—	—	—	—	2	—	—	—	
623	Nursing & residential care facilities .....	180	770	3 280	7	1	1	1	3	1	—	—	—	—	
<b>71</b>	<b>Arts, entertainment &amp; recreation</b> .....	<b>(B)</b>	<b>(D)</b>	<b>(D)</b>	<b>8</b>	<b>6</b>	<b>1</b>	<b>1</b>	—	—	—	—	—	—	
<b>72</b>	<b>Accommodation &amp; food services</b> .....	<b>232</b>	<b>377</b>	<b>1 527</b>	<b>24</b>	<b>9</b>	<b>4</b>	<b>9</b>	<b>2</b>	—	—	—	—	—	
722	Food services & drinking places .....	(C)	(D)	(D)	22	8	4	8	2	—	—	—	—	—	
<b>81</b>	<b>Other services (except public administration)</b> .....	<b>188</b>	<b>568</b>	<b>2 538</b>	<b>51</b>	<b>37</b>	<b>10</b>	<b>4</b>	—	—	—	—	—	—	
<b>99</b>	<b>Unclassified establishments</b> .....	<b>(A)</b>	<b>(D)</b>	<b>(D)</b>	<b>1</b>	—	<b>1</b>	—	—	—	—	—	—	—	

See footnotes at end of table.

**Table 6. Counties—Employees, Payroll, and Establishments by Industry: 2003—Con.**

[Excludes most government employees, railroad employees, and self-employed persons. Size class 1 to 4 includes establishments with payroll, but no employees, during mid-March pay period. (D) denotes figures withheld to avoid disclosing data for individual companies; the data are included in broader industry totals. Detailed industries with 100 or more employees are shown if industry was not a (D). For explanation of terms, abbreviations, and data reliability/comparability, see introductory text]

NAICS code	Industry	Number of employees for week including March 12	Payroll (\$1,000)		Total number of establishments	Number of establishments by employment-size class								
			First quarter	Annual		1 to 4	5 to 9	10 to 19	20 to 49	50 to 99	100 to 249	250 to 499	500 to 999	1,000 or more
<b>TODD</b>														
	<b>Total</b> .....	<b>4 748</b>	<b>24 923</b>	<b>109 467</b>	<b>520</b>	<b>310</b>	<b>112</b>	<b>54</b>	<b>33</b>	<b>4</b>	<b>4</b>	<b>2</b>	<b>1</b>	<b>-</b>
11	Forestry, fishing, hunting, and agriculture support .....	(A)	(D)	(D)	1	1	-	-	-	-	-	-	-	-
21	Mining .....	(A)	(D)	(D)	2	2	-	-	-	-	-	-	-	-
22	Utilities .....	(A)	(D)	(D)	2	1	1	-	-	-	-	-	-	-
23	Construction .....	144	656	4 055	54	42	9	3	-	-	-	-	-	-
238	Specialty Trade Contractors .....	(C)	(D)	(D)	36	26	8	2	-	-	-	-	-	-
31-33	<b>Manufacturing</b> .....	<b>1 655</b>	<b>12 701</b>	<b>55 501</b>	<b>47</b>	<b>17</b>	<b>12</b>	<b>7</b>	<b>5</b>	<b>1</b>	<b>3</b>	<b>1</b>	<b>1</b>	<b>-</b>
311	Food mfg .....	523	4 379	18 823	7	1	-	3	1	-	1	1	-	-
3116	Animal slaughtering & processing .....	(E)	(D)	(D)	2	-	-	-	-	-	1	1	-	-
31161	Animal slaughtering & processing .....	(E)	(D)	(D)	2	-	-	-	-	-	1	1	-	-
323	Printing & related support activities .....	(F)	(D)	(D)	3	-	1	-	1	-	-	-	1	-
3231	Printing & related support activities .....	(F)	(D)	(D)	3	-	1	-	1	-	-	-	1	-
32311	Printing .....	(F)	(D)	(D)	2	-	-	-	1	-	-	-	1	-
326	Plastics & rubber products mfg .....	(C)	(D)	(D)	1	-	-	-	-	-	1	-	-	-
3262	Rubber product mfg .....	(C)	(D)	(D)	1	-	-	-	-	-	1	-	-	-
32629	Other rubber product mfg .....	(C)	(D)	(D)	1	-	-	-	-	-	1	-	-	-
332	Fabricated metal product mfg .....	146	736	5 146	11	5	2	2	1	1	-	-	-	-
3327	Mach shops, turn prod, screw, nut, bolt mfg ....	122	598	4 538	8	5	-	1	1	1	-	-	-	-
33271	Machine shops .....	122	598	4 538	8	5	-	1	1	1	-	-	-	-
332710	Machine shops .....	122	598	4 538	8	5	-	1	1	1	-	-	-	-
333	Machinery mfg .....	101	814	3 488	8	1	4	1	2	-	-	-	-	-
339	Miscellaneous mfg .....	(C)	(D)	(D)	1	-	-	-	-	-	1	-	-	-
3391	Medical equipment & supplies mfg .....	(C)	(D)	(D)	1	-	-	-	-	-	1	-	-	-
33911	Medical equipment & supplies mfg .....	(C)	(D)	(D)	1	-	-	-	-	-	1	-	-	-
42	Wholesale trade .....	161	631	2 846	16	10	2	1	2	1	-	-	-	-
423	Merchant Wholesalers, Durable Goods .....	158	626	2 806	12	6	2	1	2	1	-	-	-	-
44-45	<b>Retail trade</b> .....	<b>744</b>	<b>2 666</b>	<b>11 557</b>	<b>102</b>	<b>51</b>	<b>30</b>	<b>14</b>	<b>5</b>	<b>2</b>	<b>-</b>	<b>-</b>	<b>-</b>	<b>-</b>
441	Motor vehicle & parts dealers .....	120	718	2 916	15	7	4	2	2	-	-	-	-	-
444	Bldg material & garden equip & supp dealers .....	142	615	2 914	22	10	6	6	-	-	-	-	-	-
445	Food & beverage stores .....	256	685	2 706	21	8	8	1	2	2	-	-	-	-
4451	Grocery stores .....	214	588	2 284	12	5	2	1	2	2	-	-	-	-
44511	Grocery (except convenience) stores .....	214	588	2 284	12	5	2	1	2	2	-	-	-	-
445110	Grocery (except convenience) stores .....	214	588	2 284	12	5	2	1	2	2	-	-	-	-
447	Gasoline stations .....	102	300	1 279	15	6	6	3	-	-	-	-	-	-
4471	Gasoline stations .....	102	300	1 279	15	6	6	3	-	-	-	-	-	-
48-49	<b>Transportation &amp; warehousing</b> .....	<b>161</b>	<b>891</b>	<b>3 991</b>	<b>36</b>	<b>28</b>	<b>2</b>	<b>4</b>	<b>2</b>	<b>-</b>	<b>-</b>	<b>-</b>	<b>-</b>	<b>-</b>
484	Truck transportation .....	104	758	3 506	30	26	1	2	1	-	-	-	-	-
51	Information .....	41	163	654	6	2	3	1	-	-	-	-	-	-
52	Finance & insurance .....	193	1 409	5 532	30	17	8	2	3	-	-	-	-	-
522	Credit intermediation & related activities .....	154	1 170	4 561	15	5	5	2	3	-	-	-	-	-
5221	Depository credit intermediation .....	(C)	(D)	(D)	13	3	5	2	3	-	-	-	-	-
52211	Commercial banking .....	132	968	3 741	9	2	2	2	3	-	-	-	-	-
522110	Commercial banking .....	132	968	3 741	9	2	2	2	3	-	-	-	-	-
53	Real estate & rental & leasing .....	60	110	428	19	16	2	-	1	-	-	-	-	-
54	Professional, scientific & technical services .....	120	518	2 372	29	18	7	4	-	-	-	-	-	-
541	Professional, scientific & technical services .....	120	518	2 372	29	18	7	4	-	-	-	-	-	-
55	Management of companies & enterprises .....	(A)	(D)	(D)	1	-	1	-	-	-	-	-	-	-
56	Admin, support, waste mgt, remediation services .....	36	91	751	10	7	1	2	-	-	-	-	-	-
61	Educational services .....	38	113	427	3	1	-	1	1	-	-	-	-	-
62	Health care and social assistance .....	621	3 117	13 357	39	21	10	3	3	-	1	1	-	-
621	Ambulatory health care services .....	135	1 050	4 756	23	14	6	1	2	-	-	-	-	-
622	Hospitals .....	(E)	(D)	(D)	2	1	-	-	-	-	-	1	-	-
6221	General medical & surgical hospitals .....	(E)	(D)	(D)	2	1	-	-	-	-	-	1	-	-
62211	General medical & surgical hospitals .....	(E)	(D)	(D)	2	1	-	-	-	-	-	1	-	-
623	Nursing & residential care facilities .....	165	575	2 492	5	1	1	2	-	-	1	-	-	-
6231	Nursing care facilities .....	(C)	(D)	(D)	1	-	-	-	-	-	1	-	-	-
62311	Nursing care facilities .....	(C)	(D)	(D)	1	-	-	-	-	-	1	-	-	-
71	Arts, entertainment & recreation .....	41	50	334	11	8	1	2	-	-	-	-	-	-
72	Accommodation & food services .....	413	648	3 158	45	20	9	8	8	-	-	-	-	-
722	Food services & drinking places .....	399	638	2 955	38	14	8	8	8	-	-	-	-	-
7221	Full-service restaurants .....	212	313	1 466	18	4	5	5	4	-	-	-	-	-
72211	Full-service restaurants .....	212	313	1 466	18	4	5	5	4	-	-	-	-	-
722110	Full-service restaurants .....	212	313	1 466	18	4	5	5	4	-	-	-	-	-
7222	Limited-service eating places .....	151	248	1 188	10	2	2	2	4	-	-	-	-	-
72221	Limited-service eating places .....	151	248	1 188	10	2	2	2	4	-	-	-	-	-

See footnotes at end of table.

**Table 6. Counties—Employees, Payroll, and Establishments by Industry: 2003—Con.**

[Excludes most government employees, railroad employees, and self-employed persons. Size class 1 to 4 includes establishments with payroll, but no employees, during mid-March pay period. (D) denotes figures withheld to avoid disclosing data for individual companies; the data are included in broader industry totals. Detailed industries with 100 or more employees are shown if industry was not a (D). For explanation of terms, abbreviations, and data reliability/comparability, see introductory text]

NAICS code	Industry	Number of employees for week including March 12	Payroll (\$1,000)		Total number of establishments	Number of establishments by employment-size class									
			First quarter	Annual		1 to 4	5 to 9	10 to 19	20 to 49	50 to 99	100 to 249	250 to 499	500 to 999	1,000 or more	
<b>TODD—Con.</b>															
81	<b>Other services (except public administration)</b> .....	302	989	3 846	65	46	14	2	3	—	—	—	—	—	
813	Religious, grantmaking, civic, prof & like organizations .....	210	479	2 038	40	26	10	2	2	—	—	—	—	—	
8131	Religious organizations .....	147	371	1 591	27	17	7	1	2	—	—	—	—	—	
81311	Religious organizations .....	147	371	1 591	27	17	7	1	2	—	—	—	—	—	
813110	Religious organizations .....	147	371	1 591	27	17	7	1	2	—	—	—	—	—	
99	<b>Unclassified establishments</b> .....	(A)	(D)	(D)	2	2	—	—	—	—	—	—	—	—	
<b>TRAVERSE</b>															
	<b>Total</b> .....	847	3 785	16 215	136	89	25	13	6	3	—	—	—	—	
22	<b>Utilities</b> .....	(A)	(D)	(D)	1	—	1	—	—	—	—	—	—	—	
23	<b>Construction</b> .....	23	102	560	7	6	1	—	—	—	—	—	—	—	
31-33	<b>Manufacturing</b> .....	83	468	1 750	8	2	3	2	1	—	—	—	—	—	
42	<b>Wholesale trade</b> .....	74	584	2 609	9	5	1	1	2	—	—	—	—	—	
44-45	<b>Retail trade</b> .....	201	600	2 692	31	17	8	3	3	—	—	—	—	—	
48-49	<b>Transportation &amp; warehousing</b> .....	22	49	318	8	7	—	1	—	—	—	—	—	—	
51	<b>Information</b> .....	(B)	(D)	(D)	4	3	—	1	—	—	—	—	—	—	
52	<b>Finance &amp; insurance</b> .....	(B)	(D)	(D)	12	9	2	1	—	—	—	—	—	—	
53	<b>Real estate &amp; rental &amp; leasing</b> .....	(A)	(D)	(D)	3	3	—	—	—	—	—	—	—	—	
54	<b>Professional, scientific &amp; technical services</b> .....	(A)	(D)	(D)	3	3	—	—	—	—	—	—	—	—	
55	<b>Management of companies &amp; enterprises</b> .....	(A)	(D)	(D)	1	1	—	—	—	—	—	—	—	—	
56	<b>Admin, support, waste mgt, remediation services</b> .....	59	98	598	5	4	—	—	—	1	—	—	—	—	
62	<b>Health care and social assistance</b> .....	179	941	4 054	13	5	4	2	—	2	—	—	—	—	
71	<b>Arts, entertainment &amp; recreation</b> .....	(A)	(D)	(D)	2	2	—	—	—	—	—	—	—	—	
72	<b>Accommodation &amp; food services</b> .....	(B)	(D)	(D)	10	6	2	2	—	—	—	—	—	—	
81	<b>Other services (except public administration)</b> .....	51	125	513	19	16	3	—	—	—	—	—	—	—	
<b>WABASHA</b>															
	<b>Total</b> .....	6 295	36 168	154 341	611	358	116	78	42	10	3	4	—	—	
11	<b>Forestry, fishing, hunting, and agriculture support</b> .....	(B)	(D)	(D)	10	7	3	—	—	—	—	—	—	—	
21	<b>Mining</b> .....	(A)	(D)	(D)	1	—	1	—	—	—	—	—	—	—	
23	<b>Construction</b> .....	399	2 406	12 425	101	77	15	7	1	1	—	—	—	—	
236	Construction of Buildings .....	109	572	2 963	28	20	5	3	—	—	—	—	—	—	
238	Specialty Trade Contractors .....	263	1 608	7 928	65	50	10	3	1	1	—	—	—	—	
2382	Building Equipment Contractors .....	157	1 038	4 456	21	12	6	1	1	1	—	—	—	—	
23822	Plumbing, Heating, and Air-Conditioning Contractors .....	101	729	3 155	12	7	4	—	—	1	—	—	—	—	
238220	Plumbing, Heating, and Air-Conditioning Contractors .....	101	729	3 155	12	7	4	—	—	1	—	—	—	—	
31-33	<b>Manufacturing</b> .....	1 739	14 417	59 273	31	11	3	5	6	1	3	2	—	—	
311	Food mfg .....	320	2 407	10 367	6	1	—	1	3	—	1	—	—	—	
3114	Fruit & veg preserving & specialty food mfg .....	(C)	(D)	(D)	2	—	—	—	1	—	1	—	—	—	
31142	Fruit & veg canning, pickling & drying .....	(C)	(D)	(D)	1	—	—	—	—	—	1	—	—	—	
333	Machinery mfg .....	(E)	(D)	(D)	2	—	—	1	—	—	—	1	—	—	
3334	HVAC & commercial refrigeration equipment mfg .....	(E)	(D)	(D)	1	—	—	—	—	—	—	1	—	—	
33341	HVAC & commercial refrigeration equipment mfg .....	(E)	(D)	(D)	1	—	—	—	—	—	—	1	—	—	
334	Computer & electronic product mfg .....	(C)	(D)	(D)	1	—	—	—	—	—	1	—	—	—	
3345	Nav, measuring, medical, control instruments mfg .....	(C)	(D)	(D)	1	—	—	—	—	—	1	—	—	—	
33451	Nav, measuring, medical, control instruments mfg .....	(C)	(D)	(D)	1	—	—	—	—	—	1	—	—	—	
336	Transportation equipment mfg .....	(E)	(D)	(D)	2	1	—	—	—	—	—	1	—	—	
3363	Motor vehicle parts mfg .....	(E)	(D)	(D)	1	—	—	—	—	—	—	1	—	—	
33631	Motor vehicle gas engine & engine parts mfg .....	(E)	(D)	(D)	1	—	—	—	—	—	—	1	—	—	
337	Furniture & related product mfg .....	(C)	(D)	(D)	3	2	—	—	—	—	1	—	—	—	
3372	Office furniture (including fixtures) mfg .....	(C)	(D)	(D)	1	—	—	—	—	—	1	—	—	—	
33721	Office furniture (including fixtures) mfg .....	(C)	(D)	(D)	1	—	—	—	—	—	1	—	—	—	
42	<b>Wholesale trade</b> .....	189	1 283	5 836	18	5	6	4	3	—	—	—	—	—	
424	Merchant Wholesalers, Nondurable Goods .....	111	688	3 172	9	3	3	1	2	—	—	—	—	—	

See footnotes at end of table.

**Table 6. Counties—Employees, Payroll, and Establishments by Industry: 2003—Con.**

[Excludes most government employees, railroad employees, and self-employed persons. Size class 1 to 4 includes establishments with payroll, but no employees, during mid-March pay period. (D) denotes figures withheld to avoid disclosing data for individual companies; the data are included in broader industry totals. Detailed industries with 100 or more employees are shown if industry was not a (D). For explanation of terms, abbreviations, and data reliability/comparability, see introductory text]

NAICS code	Industry	Number of employees for week including March 12	Payroll (\$1,000)		Total number of establishments	Number of establishments by employment-size class								
			First quarter	Annual		1 to 4	5 to 9	10 to 19	20 to 49	50 to 99	100 to 249	250 to 499	500 to 999	1,000 or more
<b>WABASHA—Con.</b>														
<b>44-45</b>	<b>Retail trade</b> .....	<b>1 004</b>	<b>4 500</b>	<b>19 123</b>	<b>106</b>	<b>52</b>	<b>25</b>	<b>20</b>	<b>4</b>	<b>5</b>	—	—	—	—
444	Bldg material & garden equip & supp dealers .....	199	1 452	5 860	16	7	2	5	1	1	—	—	—	—
4441	Building material & supplies dealers .....	146	1 184	4 270	7	2	1	2	1	1	—	—	—	—
445	Food & beverage stores .....	266	863	3 736	14	5	5	—	1	3	—	—	—	—
4451	Grocery stores .....	218	704	3 047	4	—	—	—	1	3	—	—	—	—
44511	Grocery (except convenience) stores .....	218	704	3 047	4	—	—	—	1	3	—	—	—	—
445110	Grocery (except convenience) stores .....	218	704	3 047	4	—	—	—	1	3	—	—	—	—
447	Gasoline stations .....	156	561	2 511	16	1	7	8	—	—	—	—	—	—
4471	Gasoline stations .....	156	561	2 511	16	1	7	8	—	—	—	—	—	—
44711	Gasoline stations with convenience stores .....	136	404	1 757	13	—	5	8	—	—	—	—	—	—
447110	Gasoline stations with convenience stores .....	136	404	1 757	13	—	5	8	—	—	—	—	—	—
454	Nonstore retailers .....	125	668	2 713	12	8	2	1	—	1	—	—	—	—
<b>48-49</b>	<b>Transportation &amp; warehousing</b> .....	<b>196</b>	<b>986</b>	<b>4 181</b>	<b>34</b>	<b>23</b>	<b>3</b>	<b>6</b>	<b>2</b>	—	—	—	—	—
484	Truck transportation .....	102	708	3 188	26	21	2	2	1	—	—	—	—	—
<b>51</b>	<b>Information</b> .....	<b>78</b>	<b>511</b>	<b>2 229</b>	<b>5</b>	<b>1</b>	<b>1</b>	<b>1</b>	<b>2</b>	—	—	—	—	—
<b>52</b>	<b>Finance &amp; insurance</b> .....	<b>185</b>	<b>1 500</b>	<b>6 233</b>	<b>28</b>	<b>17</b>	<b>5</b>	<b>1</b>	<b>5</b>	—	—	—	—	—
522	Credit intermediation & related activities .....	(C)	(D)	(D)	10	3	2	—	5	—	—	—	—	—
5221	Depository credit intermediation .....	(C)	(D)	(D)	9	2	2	—	5	—	—	—	—	—
52211	Commercial banking .....	(C)	(D)	(D)	7	2	1	—	4	—	—	—	—	—
<b>53</b>	<b>Real estate &amp; rental &amp; leasing</b> .....	<b>46</b>	<b>220</b>	<b>916</b>	<b>15</b>	<b>13</b>	<b>1</b>	—	<b>1</b>	—	—	—	—	—
<b>54</b>	<b>Professional, scientific &amp; technical services</b> .....	<b>140</b>	<b>905</b>	<b>3 927</b>	<b>41</b>	<b>30</b>	<b>9</b>	<b>2</b>	—	—	—	—	—	—
541	Professional, scientific & technical services .....	140	905	3 927	41	30	9	2	—	—	—	—	—	—
<b>56</b>	<b>Admin, support, waste mgt, remediation services</b> .....	<b>89</b>	<b>275</b>	<b>1 263</b>	<b>23</b>	<b>19</b>	—	<b>3</b>	<b>1</b>	—	—	—	—	—
<b>61</b>	<b>Educational services</b> .....	<b>26</b>	<b>142</b>	<b>619</b>	<b>4</b>	<b>1</b>	<b>2</b>	<b>1</b>	—	—	—	—	—	—
<b>62</b>	<b>Health care and social assistance</b> .....	<b>1 119</b>	<b>6 670</b>	<b>28 315</b>	<b>49</b>	<b>15</b>	<b>21</b>	<b>6</b>	<b>3</b>	<b>2</b>	—	<b>2</b>	—	—
621	Ambulatory health care services .....	237	1 929	8 554	21	5	10	3	2	1	—	—	—	—
6211	Offices of physicians .....	(C)	(D)	(D)	4	—	—	1	2	1	—	—	—	—
62111	Offices of physicians .....	(C)	(D)	(D)	4	—	—	1	2	1	—	—	—	—
622	Hospitals .....	(F)	(D)	(D)	2	—	—	—	—	—	—	2	—	—
6221	General medical & surgical hospitals .....	(F)	(D)	(D)	2	—	—	—	—	—	—	2	—	—
62211	General medical & surgical hospitals .....	(F)	(D)	(D)	2	—	—	—	—	—	—	2	—	—
623	Nursing & residential care facilities .....	203	954	3 899	14	—	11	2	—	1	—	—	—	—
6231	Nursing care facilities .....	(C)	(D)	(D)	2	—	—	1	—	1	—	—	—	—
62311	Nursing care facilities .....	(C)	(D)	(D)	2	—	—	1	—	1	—	—	—	—
<b>71</b>	<b>Arts, entertainment &amp; recreation</b> .....	<b>172</b>	<b>376</b>	<b>1 527</b>	<b>24</b>	<b>16</b>	<b>4</b>	<b>2</b>	<b>1</b>	<b>1</b>	—	—	—	—
713	Amusement, gambling & recreation industries .....	(C)	(D)	(D)	22	14	4	2	1	1	—	—	—	—
7139	Other amusement & recreation industries .....	167	355	1 346	21	13	4	2	1	1	—	—	—	—
<b>72</b>	<b>Accommodation &amp; food services</b> .....	<b>520</b>	<b>876</b>	<b>3 610</b>	<b>44</b>	<b>15</b>	<b>9</b>	<b>10</b>	<b>10</b>	—	—	—	—	—
722	Food services & drinking places .....	455	835	3 306	37	10	9	10	8	—	—	—	—	—
7221	Full-service restaurants .....	259	427	1 818	19	5	7	1	6	—	—	—	—	—
72211	Full-service restaurants .....	259	427	1 818	19	5	7	1	6	—	—	—	—	—
722110	Full-service restaurants .....	259	427	1 818	19	5	7	1	6	—	—	—	—	—
7222	Limited-service eating places .....	147	355	1 207	12	4	—	6	2	—	—	—	—	—
72221	Limited-service eating places .....	147	355	1 207	12	4	—	6	2	—	—	—	—	—
<b>81</b>	<b>Other services (except public administration)</b> .....	<b>359</b>	<b>923</b>	<b>4 101</b>	<b>75</b>	<b>54</b>	<b>8</b>	<b>10</b>	<b>3</b>	—	—	—	—	—
813	Religious, grantmaking, civic, prof & like organizations .....	256	479	2 059	44	28	5	9	2	—	—	—	—	—
8131	Religious organizations .....	135	318	1 370	24	15	4	4	1	—	—	—	—	—
81311	Religious organizations .....	135	318	1 370	24	15	4	4	1	—	—	—	—	—
813110	Religious organizations .....	135	318	1 370	24	15	4	4	1	—	—	—	—	—
<b>99</b>	<b>Unclassified establishments</b> .....	<b>(A)</b>	<b>(D)</b>	<b>(D)</b>	<b>2</b>	<b>2</b>	—	—	—	—	—	—	—	—
<b>WADENA</b>														
	<b>Total</b> .....	<b>5 522</b>	<b>28 283</b>	<b>120 980</b>	<b>456</b>	<b>262</b>	<b>84</b>	<b>61</b>	<b>31</b>	<b>11</b>	<b>3</b>	<b>3</b>	<b>1</b>	—
<b>11</b>	<b>Forestry, fishing, hunting, and agriculture support</b> .....	<b>10</b>	<b>61</b>	<b>238</b>	<b>4</b>	<b>2</b>	<b>2</b>	—	—	—	—	—	—	—
<b>21</b>	<b>Mining</b> .....	<b>(A)</b>	<b>(D)</b>	<b>(D)</b>	<b>1</b>	—	<b>1</b>	—	—	—	—	—	—	—
<b>22</b>	<b>Utilities</b> .....	<b>(B)</b>	<b>(D)</b>	<b>(D)</b>	<b>2</b>	<b>1</b>	—	—	<b>1</b>	—	—	—	—	—
<b>23</b>	<b>Construction</b> .....	<b>174</b>	<b>903</b>	<b>6 106</b>	<b>78</b>	<b>69</b>	<b>5</b>	<b>4</b>	—	—	—	—	—	—
<b>31-33</b>	<b>Manufacturing</b> .....	<b>730</b>	<b>4 449</b>	<b>18 653</b>	<b>18</b>	<b>4</b>	<b>2</b>	<b>3</b>	<b>5</b>	<b>3</b>	—	<b>1</b>	—	—
321	Wood product mfg .....	145	864	3 848	6	1	1	1	2	1	—	—	—	—
3219	Other wood product mfg .....	(C)	(D)	(D)	4	1	—	1	1	1	—	—	—	—
337	Furniture & related product mfg .....	(E)	(D)	(D)	1	—	—	—	—	—	—	1	—	—
3371	HH & institutional furniture & kitchen cabinet mfg .....	(E)	(D)	(D)	1	—	—	—	—	—	—	1	—	—
33712	Household & institutional furniture mfg .....	(E)	(D)	(D)	1	—	—	—	—	—	—	1	—	—

See footnotes at end of table.

**Table 6. Counties—Employees, Payroll, and Establishments by Industry: 2003—Con.**

[Excludes most government employees, railroad employees, and self-employed persons. Size class 1 to 4 includes establishments with payroll, but no employees, during mid-March pay period. (D) denotes figures withheld to avoid disclosing data for individual companies; the data are included in broader industry totals. Detailed industries with 100 or more employees are shown if industry was not a (D). For explanation of terms, abbreviations, and data reliability/comparability, see introductory text]

NAICS code	Industry	Number of employees for week including March 12	Payroll (\$1,000)		Total number of establishments	Number of establishments by employment-size class									
			First quarter	Annual		1 to 4	5 to 9	10 to 19	20 to 49	50 to 99	100 to 249	250 to 499	500 to 999	1,000 or more	
<b>WADENA—Con.</b>															
<b>42</b>	<b>Wholesale trade</b> .....	<b>451</b>	<b>3 994</b>	<b>18 110</b>	<b>22</b>	<b>12</b>	<b>2</b>	<b>4</b>	<b>1</b>	<b>1</b>	<b>2</b>	—	—	—	
423	Merchant Wholesalers, Durable Goods .....	(C)	(D)	(D)	11	5	2	3	—	1	—	—	—	—	
424	Merchant Wholesalers, Nondurable Goods .....	299	3 187	13 171	10	7	—	1	—	—	2	—	—	—	
4244	Grocery and Related Product Wholesalers .....	(E)	(D)	(D)	3	1	—	—	—	—	2	—	—	—	
42441	General Line Grocery Merchant Wholesalers .....	(C)	(D)	(D)	1	—	—	—	—	—	1	—	—	—	
42448	Fresh Fruit and Vegetable Merchant Wholesalers .....	(C)	(D)	(D)	1	—	—	—	—	—	1	—	—	—	
<b>44-45</b>	<b>Retail trade</b> .....	<b>755</b>	<b>2 909</b>	<b>12 832</b>	<b>90</b>	<b>40</b>	<b>26</b>	<b>17</b>	<b>5</b>	<b>2</b>	—	—	—	—	
444	Bldg material & garden equip & supp dealers .....	114	675	2 828	15	4	6	4	1	—	—	—	—	—	
445	Food & beverage stores .....	236	624	2 697	14	4	5	3	—	2	—	—	—	—	
4451	Grocery stores .....	181	452	1 944	8	3	2	1	—	2	—	—	—	—	
44511	Grocery (except convenience) stores .....	181	452	1 944	8	3	2	1	—	2	—	—	—	—	
445110	Grocery (except convenience) stores .....	181	452	1 944	8	3	2	1	—	2	—	—	—	—	
447	Gasoline stations .....	109	297	1 257	14	5	4	5	—	—	—	—	—	—	
4471	Gasoline stations .....	109	297	1 257	14	5	4	5	—	—	—	—	—	—	
<b>48-49</b>	<b>Transportation &amp; warehousing</b> .....	<b>201</b>	<b>1 249</b>	<b>4 987</b>	<b>15</b>	<b>7</b>	<b>2</b>	<b>3</b>	<b>2</b>	<b>1</b>	—	—	—	—	
484	Truck transportation .....	126	746	3 016	12	7	1	3	—	1	—	—	—	—	
4841	General freight trucking .....	(C)	(D)	(D)	9	5	—	3	—	1	—	—	—	—	
<b>51</b>	<b>Information</b> .....	<b>105</b>	<b>708</b>	<b>2 907</b>	<b>8</b>	<b>2</b>	<b>1</b>	<b>3</b>	<b>2</b>	—	—	—	—	—	
<b>52</b>	<b>Finance &amp; insurance</b> .....	<b>136</b>	<b>947</b>	<b>4 084</b>	<b>22</b>	<b>13</b>	<b>4</b>	<b>2</b>	<b>3</b>	—	—	—	—	—	
522	Credit intermediation & related activities .....	100	749	3 133	8	2	1	2	3	—	—	—	—	—	
<b>53</b>	<b>Real estate &amp; rental &amp; leasing</b> .....	<b>17</b>	<b>49</b>	<b>224</b>	<b>10</b>	<b>9</b>	<b>1</b>	—	—	—	—	—	—	—	
<b>54</b>	<b>Professional, scientific &amp; technical services</b> .....	<b>67</b>	<b>411</b>	<b>1 448</b>	<b>21</b>	<b>14</b>	<b>7</b>	—	—	—	—	—	—	—	
<b>55</b>	<b>Management of companies &amp; enterprises</b> .....	<b>(A)</b>	<b>(D)</b>	<b>(D)</b>	<b>2</b>	—	<b>2</b>	—	—	—	—	—	—	—	
<b>56</b>	<b>Admin, support, waste mgt, remediation services</b> .....	<b>144</b>	<b>285</b>	<b>1 353</b>	<b>18</b>	<b>12</b>	<b>3</b>	<b>2</b>	—	<b>1</b>	—	—	—	—	
561	Administrative & support services .....	133	234	1 131	14	8	3	2	—	1	—	—	—	—	
<b>61</b>	<b>Educational services</b> .....	<b>(A)</b>	<b>(D)</b>	<b>(D)</b>	<b>5</b>	<b>5</b>	—	—	—	—	—	—	—	—	
<b>62</b>	<b>Health care and social assistance</b> .....	<b>2 057</b>	<b>10 414</b>	<b>41 620</b>	<b>45</b>	<b>15</b>	<b>12</b>	<b>4</b>	<b>7</b>	<b>3</b>	<b>1</b>	<b>2</b>	<b>1</b>	—	
621	Ambulatory health care services .....	257	2 467	11 777	19	6	8	1	3	1	—	—	—	—	
6211	Offices of physicians .....	116	1 594	7 870	6	2	1	1	1	1	—	—	—	—	
62111	Offices of physicians .....	116	1 594	7 870	6	2	1	1	1	1	—	—	—	—	
621111	Offices of physicians (exc mental health) .....	116	1 594	7 870	6	2	1	1	1	1	—	—	—	—	
622	Hospitals .....	(F)	(D)	(D)	2	—	—	—	—	—	—	2	—	—	
6221	General medical & surgical hospitals .....	(F)	(D)	(D)	2	—	—	—	—	—	—	2	—	—	
62211	General medical & surgical hospitals .....	(F)	(D)	(D)	2	—	—	—	—	—	—	2	—	—	
623	Nursing & residential care facilities .....	382	1 508	5 776	11	2	2	2	3	1	1	—	—	—	
6231	Nursing care facilities .....	(C)	(D)	(D)	2	—	1	—	—	—	1	—	—	—	
62311	Nursing care facilities .....	(C)	(D)	(D)	2	—	1	—	—	—	1	—	—	—	
624	Social assistance .....	(F)	(D)	(D)	13	7	2	1	1	1	—	—	1	—	
6243	Vocational rehabilitation services .....	(F)	(D)	(D)	2	—	—	—	1	—	—	—	1	—	
62431	Vocational rehabilitation services .....	(F)	(D)	(D)	2	—	—	—	1	—	—	—	1	—	
<b>71</b>	<b>Arts, entertainment &amp; recreation</b> .....	<b>(B)</b>	<b>(D)</b>	<b>(D)</b>	<b>8</b>	<b>6</b>	<b>1</b>	—	<b>1</b>	—	—	—	—	—	
<b>72</b>	<b>Accommodation &amp; food services</b> .....	<b>342</b>	<b>617</b>	<b>2 818</b>	<b>37</b>	<b>15</b>	<b>7</b>	<b>12</b>	<b>3</b>	—	—	—	—	—	
722	Food services & drinking places .....	313	565	2 572	32	12	6	11	3	—	—	—	—	—	
7221	Full-service restaurants .....	167	338	1 476	17	6	4	5	2	—	—	—	—	—	
72211	Full-service restaurants .....	167	338	1 476	17	6	4	5	2	—	—	—	—	—	
722110	Full-service restaurants .....	167	338	1 476	17	6	4	5	2	—	—	—	—	—	
7222	Limited-service eating places .....	131	213	993	11	3	1	6	1	—	—	—	—	—	
72221	Limited-service eating places .....	131	213	993	11	3	1	6	1	—	—	—	—	—	
722211	Limited-service eating places .....	131	213	993	11	3	1	6	1	—	—	—	—	—	
<b>81</b>	<b>Other services (except public administration)</b> .....	<b>226</b>	<b>584</b>	<b>2 414</b>	<b>49</b>	<b>35</b>	<b>6</b>	<b>7</b>	<b>1</b>	—	—	—	—	—	
813	Religious, grantmaking, civic, prof & like organizations .....	157	320	1 224	26	16	4	5	1	—	—	—	—	—	
<b>99</b>	<b>Unclassified establishments</b> .....	<b>(A)</b>	<b>(D)</b>	<b>(D)</b>	<b>1</b>	<b>1</b>	—	—	—	—	—	—	—	—	

See footnotes at end of table.

**Table 6. Counties—Employees, Payroll, and Establishments by Industry: 2003—Con.**

[Excludes most government employees, railroad employees, and self-employed persons. Size class 1 to 4 includes establishments with payroll, but no employees, during mid-March pay period. (D) denotes figures withheld to avoid disclosing data for individual companies; the data are included in broader industry totals. Detailed industries with 100 or more employees are shown if industry was not a (D). For explanation of terms, abbreviations, and data reliability/comparability, see introductory text]

NAICS code	Industry	Number of employees for week including March 12	Payroll (\$1,000)		Total number of establishments	Number of establishments by employment-size class									
			First quarter	Annual		1 to 4	5 to 9	10 to 19	20 to 49	50 to 99	100 to 249	250 to 499	500 to 999	1,000 or more	
<b>WASECA</b>															
	<b>Total</b> .....	<b>6 662</b>	<b>41 879</b>	<b>172 339</b>	<b>506</b>	<b>303</b>	<b>92</b>	<b>54</b>	<b>36</b>	<b>8</b>	<b>10</b>	<b>2</b>	<b>-</b>	<b>1</b>	
<b>11</b>	<b>Forestry, fishing, hunting, and agriculture support</b> .....	<b>36</b>	<b>125</b>	<b>584</b>	<b>5</b>	<b>4</b>	<b>-</b>	<b>-</b>	<b>1</b>	<b>-</b>	<b>-</b>	<b>-</b>	<b>-</b>	<b>-</b>	
<b>21</b>	<b>Mining</b> .....	<b>(A)</b>	<b>(D)</b>	<b>(D)</b>	<b>1</b>	<b>1</b>	<b>-</b>	<b>-</b>	<b>-</b>	<b>-</b>	<b>-</b>	<b>-</b>	<b>-</b>	<b>-</b>	
<b>23</b>	<b>Construction</b> .....	<b>205</b>	<b>1 090</b>	<b>6 448</b>	<b>83</b>	<b>67</b>	<b>13</b>	<b>3</b>	<b>-</b>	<b>-</b>	<b>-</b>	<b>-</b>	<b>-</b>	<b>-</b>	
238	Specialty Trade Contractors .....	129	614	3 801	52	41	9	2	-	-	-	-	-	-	
<b>31-33</b>	<b>Manufacturing</b> .....	<b>2 405</b>	<b>23 278</b>	<b>93 404</b>	<b>27</b>	<b>11</b>	<b>1</b>	<b>2</b>	<b>5</b>	<b>3</b>	<b>3</b>	<b>1</b>	<b>-</b>	<b>1</b>	
311	Food mfg .....	146	1 062	6 681	4	-	1	1	1	-	1	-	-	-	
3114	Fruit & veg preserving & specialty food mfg ....	(C)	(D)	(D)	1	-	-	-	-	-	1	-	-	-	
31141	Frozen food mfg .....	(C)	(D)	(D)	1	-	-	-	-	-	1	-	-	-	
323	Printing & related support activities .....	(G)	(D)	(D)	6	2	-	-	2	1	-	-	-	1	
3231	Printing & related support activities .....	(G)	(D)	(D)	6	2	-	-	2	1	-	-	-	1	
32311	Printing .....	(G)	(D)	(D)	5	2	-	-	1	1	-	-	-	1	
332	Fabricated metal product mfg .....	(C)	(D)	(D)	6	4	-	-	-	2	-	-	-	-	
334	Computer & electronic product mfg .....	709	6 905	30 054	4	1	-	-	-	-	2	1	-	-	
3342	Communications equipment mfg .....	(C)	(D)	(D)	2	1	-	-	-	-	1	-	-	-	
33422	Radio, TV broadcast & wireless comm equip mfg .....	(C)	(D)	(D)	1	-	-	-	-	-	1	-	-	-	
3344	Semiconductor & oth electronic component mfg .....	(C)	(D)	(D)	1	-	-	-	-	-	1	-	-	-	
33441	Semiconductor & oth electronic component mfg .....	(C)	(D)	(D)	1	-	-	-	-	-	1	-	-	-	
3345	Nav, measuring, medical, control instruments mfg .....	(E)	(D)	(D)	1	-	-	-	-	-	-	1	-	-	
33451	Nav, measuring, medical, control instruments mfg .....	(E)	(D)	(D)	1	-	-	-	-	-	-	1	-	-	
<b>42</b>	<b>Wholesale trade</b> .....	<b>162</b>	<b>1 051</b>	<b>4 955</b>	<b>27</b>	<b>15</b>	<b>4</b>	<b>7</b>	<b>1</b>	<b>-</b>	<b>-</b>	<b>-</b>	<b>-</b>	<b>-</b>	
423	Merchant Wholesalers, Durable Goods .....	106	741	3 363	12	5	1	5	1	-	-	-	-	-	
<b>44-45</b>	<b>Retail trade</b> .....	<b>720</b>	<b>3 012</b>	<b>13 157</b>	<b>73</b>	<b>33</b>	<b>18</b>	<b>13</b>	<b>7</b>	<b>1</b>	<b>1</b>	<b>-</b>	<b>-</b>	<b>-</b>	
444	Bldg material & garden equip & supp dealers ....	178	760	3 284	13	3	3	2	5	-	-	-	-	-	
4441	Building material & supplies dealers .....	108	463	2 024	9	2	3	1	3	-	-	-	-	-	
445	Food & beverage stores .....	184	751	3 370	12	8	1	1	1	-	1	-	-	-	
4451	Grocery stores .....	(C)	(D)	(D)	3	1	-	-	1	-	1	-	-	-	
44511	Grocery (except convenience) stores .....	(C)	(D)	(D)	3	1	-	-	1	-	1	-	-	-	
447	Gasoline stations .....	107	329	1 433	13	2	5	6	-	-	-	-	-	-	
4471	Gasoline stations .....	107	329	1 433	13	2	5	6	-	-	-	-	-	-	
<b>48-49</b>	<b>Transportation &amp; warehousing</b> .....	<b>131</b>	<b>603</b>	<b>2 789</b>	<b>27</b>	<b>19</b>	<b>4</b>	<b>3</b>	<b>1</b>	<b>-</b>	<b>-</b>	<b>-</b>	<b>-</b>	<b>-</b>	
<b>51</b>	<b>Information</b> .....	<b>180</b>	<b>1 348</b>	<b>5 106</b>	<b>11</b>	<b>7</b>	<b>1</b>	<b>1</b>	<b>1</b>	<b>-</b>	<b>1</b>	<b>-</b>	<b>-</b>	<b>-</b>	
517	Telecommunications .....	(C)	(D)	(D)	5	4	-	-	-	-	1	-	-	-	
5175	Cable and Other Program Distribution .....	(C)	(D)	(D)	1	-	-	-	-	-	1	-	-	-	
51751	Cable and Other Program Distribution .....	(C)	(D)	(D)	1	-	-	-	-	-	1	-	-	-	
<b>52</b>	<b>Finance &amp; insurance</b> .....	<b>149</b>	<b>1 441</b>	<b>6 044</b>	<b>30</b>	<b>21</b>	<b>4</b>	<b>4</b>	<b>1</b>	<b>-</b>	<b>-</b>	<b>-</b>	<b>-</b>	<b>-</b>	
522	Credit intermediation & related activities .....	(C)	(D)	(D)	9	3	1	4	1	-	-	-	-	-	
5221	Depository credit intermediation .....	(C)	(D)	(D)	8	2	1	4	1	-	-	-	-	-	
52211	Commercial banking .....	(C)	(D)	(D)	8	2	1	4	1	-	-	-	-	-	
<b>53</b>	<b>Real estate &amp; rental &amp; leasing</b> .....	<b>19</b>	<b>47</b>	<b>250</b>	<b>10</b>	<b>9</b>	<b>1</b>	<b>-</b>	<b>-</b>	<b>-</b>	<b>-</b>	<b>-</b>	<b>-</b>	<b>-</b>	
<b>54</b>	<b>Professional, scientific &amp; technical services</b> .....	<b>173</b>	<b>1 531</b>	<b>6 068</b>	<b>36</b>	<b>26</b>	<b>6</b>	<b>2</b>	<b>2</b>	<b>-</b>	<b>-</b>	<b>-</b>	<b>-</b>	<b>-</b>	
541	Professional, scientific & technical services .....	173	1 531	6 068	36	26	6	2	2	-	-	-	-	-	
<b>55</b>	<b>Management of companies &amp; enterprises</b> .....	<b>(B)</b>	<b>(D)</b>	<b>(D)</b>	<b>2</b>	<b>1</b>	<b>-</b>	<b>-</b>	<b>1</b>	<b>-</b>	<b>-</b>	<b>-</b>	<b>-</b>	<b>-</b>	
<b>56</b>	<b>Admin, support, waste mgt, remediation services</b> .....	<b>201</b>	<b>787</b>	<b>2 724</b>	<b>10</b>	<b>7</b>	<b>1</b>	<b>1</b>	<b>-</b>	<b>-</b>	<b>1</b>	<b>-</b>	<b>-</b>	<b>-</b>	
561	Administrative & support services .....	201	787	2 724	10	7	1	1	-	-	1	-	-	-	
5613	Employment services .....	(C)	(D)	(D)	1	-	-	-	-	-	1	-	-	-	
56132	Temporary help services .....	(C)	(D)	(D)	1	-	-	-	-	-	1	-	-	-	
<b>61</b>	<b>Educational services</b> .....	<b>(C)</b>	<b>(D)</b>	<b>(D)</b>	<b>2</b>	<b>1</b>	<b>-</b>	<b>-</b>	<b>-</b>	<b>-</b>	<b>1</b>	<b>-</b>	<b>-</b>	<b>-</b>	
611	Educational services .....	(C)	(D)	(D)	2	1	-	-	-	-	1	-	-	-	
6111	Elementary & secondary schools .....	(C)	(D)	(D)	1	-	-	-	-	-	1	-	-	-	
61111	Elementary & secondary schools .....	(C)	(D)	(D)	1	-	-	-	-	-	1	-	-	-	

See footnotes at end of table.



**Table 6. Counties—Employees, Payroll, and Establishments by Industry: 2003—Con.**

[Excludes most government employees, railroad employees, and self-employed persons. Size class 1 to 4 includes establishments with payroll, but no employees, during mid-March pay period. (D) denotes figures withheld to avoid disclosing data for individual companies; the data are included in broader industry totals. Detailed industries with 100 or more employees are shown if industry was not a (D). For explanation of terms, abbreviations, and data reliability/comparability, see introductory text]

NAICS code	Industry	Number of employees for week including March 12	Payroll (\$1,000)		Total number of establishments	Number of establishments by employment-size class								
			First quarter	Annual		1 to 4	5 to 9	10 to 19	20 to 49	50 to 99	100 to 249	250 to 499	500 to 999	1,000 or more
<b>WASECA—Con.</b>														
<b>62</b>	<b>Health care and social assistance</b> .....	<b>1 320</b>	<b>4 827</b>	<b>19 842</b>	<b>53</b>	<b>16</b>	<b>18</b>	<b>7</b>	<b>6</b>	<b>2</b>	<b>3</b>	<b>1</b>	—	—
621	Ambulatory health care services .....	(C)	(D)	(D)	22	11	6	3	2	—	—	—	—	—
622	Hospitals .....	(C)	(D)	(D)	1	—	—	—	—	—	1	—	—	—
6221	General medical & surgical hospitals .....	(C)	(D)	(D)	1	—	—	—	—	—	1	—	—	—
62211	General medical & surgical hospitals .....	(C)	(D)	(D)	1	—	—	—	—	—	1	—	—	—
623	Nursing & residential care facilities .....	587	2 072	8 173	21	1	9	4	4	1	2	—	—	—
6231	Nursing care facilities .....	(C)	(D)	(D)	1	—	—	—	—	—	1	—	—	—
62311	Nursing care facilities .....	(C)	(D)	(D)	1	—	—	—	—	—	1	—	—	—
6232	Residential mental retardation, health facil .....	273	768	3 399	17	1	9	4	2	1	—	—	—	—
62321	Residential mental retardation facilities .....	273	768	3 399	17	1	9	4	2	1	—	—	—	—
623210	Residential mental retardation facilities .....	273	768	3 399	17	1	9	4	2	1	—	—	—	—
6233	Community care facilities for the elderly .....	(C)	(D)	(D)	3	—	—	—	2	—	1	—	—	—
62331	Community care facilities for the elderly .....	(C)	(D)	(D)	3	—	—	—	2	—	1	—	—	—
624	Social assistance .....	(E)	(D)	(D)	9	4	3	—	—	1	—	1	—	—
6242	Community, emergency & other relief services ..	(E)	(D)	(D)	3	1	—	—	—	—	—	1	—	—
62421	Community food services .....	(E)	(D)	(D)	2	—	1	—	—	—	—	1	—	—
<b>71</b>	<b>Arts, entertainment &amp; recreation</b> .....	<b>46</b>	<b>119</b>	<b>585</b>	<b>12</b>	<b>7</b>	<b>5</b>	—	—	—	—	—	—	—
<b>72</b>	<b>Accommodation &amp; food services</b> .....	<b>368</b>	<b>570</b>	<b>2 454</b>	<b>33</b>	<b>13</b>	<b>5</b>	<b>7</b>	<b>8</b>	—	—	—	—	—
722	Food services & drinking places .....	(E)	(D)	(D)	30	11	5	7	7	—	—	—	—	—
7221	Full-service restaurants .....	123	201	876	9	3	1	1	4	—	—	—	—	—
72211	Full-service restaurants .....	123	201	876	9	3	1	1	4	—	—	—	—	—
722110	Full-service restaurants .....	123	201	876	9	3	1	1	4	—	—	—	—	—
7222	Limited-service eating places .....	185	278	1 238	15	6	1	5	3	—	—	—	—	—
72221	Limited-service eating places .....	185	278	1 238	15	6	1	5	3	—	—	—	—	—
<b>81</b>	<b>Other services (except public administration)</b> .....	<b>385</b>	<b>951</b>	<b>3 723</b>	<b>64</b>	<b>45</b>	<b>11</b>	<b>4</b>	<b>2</b>	<b>2</b>	—	—	—	—
813	Religious, grantmaking, civic, prof & like organizations .....	305	646	2 539	36	22	7	3	2	2	—	—	—	—
8131	Religious organizations .....	210	490	1 917	23	14	6	1	—	2	—	—	—	—
81311	Religious organizations .....	210	490	1 917	23	14	6	1	—	2	—	—	—	—
813110	Religious organizations .....	210	490	1 917	23	14	6	1	—	2	—	—	—	—
<b>WASHINGTON</b>														
	<b>Total</b> .....	<b>65 083</b>	<b>582 072</b>	<b>2 230 034</b>	<b>5 110</b>	<b>3 057</b>	<b>811</b>	<b>606</b>	<b>410</b>	<b>131</b>	<b>69</b>	<b>17</b>	<b>7</b>	<b>2</b>
<b>11</b>	<b>Forestry, fishing, hunting, and agriculture support</b> .....	<b>51</b>	<b>273</b>	<b>1 436</b>	<b>17</b>	<b>13</b>	<b>4</b>	—	—	—	—	—	—	—
<b>21</b>	<b>Mining</b> .....	<b>(B)</b>	<b>(D)</b>	<b>(D)</b>	<b>7</b>	<b>4</b>	—	<b>3</b>	—	—	—	—	—	—
<b>22</b>	<b>Utilities</b> .....	<b>(E)</b>	<b>(D)</b>	<b>(D)</b>	<b>8</b>	<b>2</b>	—	<b>1</b>	<b>1</b>	<b>2</b>	<b>2</b>	—	—	—
221	Utilities .....	(E)	(D)	(D)	8	2	—	1	1	2	2	—	—	—
2211	Elec pwr generation, transmsn & distribution ...	(E)	(D)	(D)	8	2	—	1	1	2	2	—	—	—
22111	Electric power generation .....	(C)	(D)	(D)	1	—	—	—	—	—	1	—	—	—
22112	Electric pwr transmsn, control & distribution ..	302	5 631	23 340	7	2	—	1	1	2	1	—	—	—
221122	Electric power distribution .....	302	5 631	23 340	7	2	—	1	1	2	1	—	—	—
<b>23</b>	<b>Construction</b> .....	<b>4 094</b>	<b>38 265</b>	<b>192 607</b>	<b>691</b>	<b>512</b>	<b>108</b>	<b>26</b>	<b>32</b>	<b>10</b>	<b>2</b>	<b>1</b>	—	—
236	Construction of Buildings .....	831	8 883	39 283	215	171	29	8	5	2	—	—	—	—
2361	Residential Building Construction .....	652	6 242	28 973	192	156	24	6	5	1	—	—	—	—
23611	Residential Building Construction .....	652	6 242	28 973	192	156	24	6	5	1	—	—	—	—
236115	New Single-Family Housing Construction (except Operative Builders) .....	410	4 125	18 875	99	79	12	3	4	1	—	—	—	—
236118	Residential Remodelers .....	148	1 040	5 022	72	61	11	—	—	—	—	—	—	—
2362	Nonresidential Building Construction .....	179	2 641	10 310	23	15	5	2	—	1	—	—	—	—
23622	Commercial and Institutional Building Construction .....	(C)	(D)	(D)	22	15	5	1	—	1	—	—	—	—
237	Heavy and Civil Engineering Construction .....	340	3 438	25 686	39	25	6	3	3	2	—	—	—	—
2371	Utility System Construction .....	266	2 663	17 602	18	9	2	3	2	2	—	—	—	—
23711	Water and Sewer Line and Related Structures Construction .....	138	1 499	9 060	9	4	1	2	1	1	—	—	—	—
237110	Water and Sewer Line and Related Structures Construction .....	138	1 499	9 060	9	4	1	2	1	1	—	—	—	—
238	Specialty Trade Contractors .....	2 923	25 944	127 638	437	316	73	15	24	6	2	1	—	—
2381	Foundation, Structure, and Building Exterior Contractors .....	801	6 926	35 989	117	86	19	2	6	3	1	—	—	—
23811	Poured Concrete Foundation and Structure Contractors .....	115	1 003	7 553	24	20	2	1	—	1	—	—	—	—
238110	Poured Concrete Foundation and Structure Contractors .....	115	1 003	7 553	24	20	2	1	—	1	—	—	—	—
23813	Framing Contractors .....	370	3 205	14 558	23	11	7	—	3	1	1	—	—	—
238130	Framing Contractors .....	370	3 205	14 558	23	11	7	—	3	1	1	—	—	—
23817	Siding Contractors .....	120	783	3 783	26	22	3	—	—	1	—	—	—	—
238170	Siding Contractors .....	120	783	3 783	26	22	3	—	—	1	—	—	—	—
2382	Building Equipment Contractors .....	635	6 452	28 623	119	80	27	2	10	—	—	—	—	—
23821	Electrical Contractors .....	316	3 282	13 832	52	38	6	1	7	—	—	—	—	—
238210	Electrical Contractors .....	316	3 282	13 832	52	38	6	1	7	—	—	—	—	—
23822	Plumbing, Heating, and Air-Conditioning Contractors .....	319	3 170	14 732	64	39	21	1	3	—	—	—	—	—
238220	Plumbing, Heating, and Air-Conditioning Contractors .....	319	3 170	14 732	64	39	21	1	3	—	—	—	—	—

See footnotes at end of table.

**Table 6. Counties—Employees, Payroll, and Establishments by Industry: 2003—Con.**

[Excludes most government employees, railroad employees, and self-employed persons. Size class 1 to 4 includes establishments with payroll, but no employees, during mid-March pay period. (D) denotes figures withheld to avoid disclosing data for individual companies; the data are included in broader industry totals. Detailed industries with 100 or more employees are shown if industry was not a (D). For explanation of terms, abbreviations, and data reliability/comparability, see introductory text]

NAICS code	Industry	Number of employees for week including March 12	Payroll (\$1,000)		Total number of establishments	Number of establishments by employment-size class								
			First quarter	Annual		1 to 4	5 to 9	10 to 19	20 to 49	50 to 99	100 to 249	250 to 499	500 to 999	1,000 or more
<b>WASHINGTON—Con.</b>														
<b>23 Construction—Con.</b>														
Specialty Trade Contractors—Con.														
238	Building Finishing Contractors	1 278	10 785	48 652	140	104	17	8	6	3	1	1	1	—
23831	Drywall and Insulation Contractors	641	6 486	29 206	24	19	1	—	1	1	1	1	—	—
238310	Drywall and Insulation Contractors	641	6 486	29 206	24	19	1	—	1	1	1	1	—	—
23832	Painting and Wall Covering Contractors	218	1 477	7 065	46	34	7	2	2	1	—	—	—	—
238320	Painting and Wall Covering Contractors	218	1 477	7 065	46	34	7	2	2	1	—	—	—	—
23835	Finish Carpentry Contractors	274	1 896	7 960	34	24	3	4	2	1	—	—	—	—
238350	Finish Carpentry Contractors	274	1 896	7 960	34	24	3	4	2	1	—	—	—	—
2389	Other Specialty Trade Contractors	209	1 781	14 374	61	46	10	3	2	—	—	—	—	—
23891	Site Preparation Contractors	148	1 399	9 842	29	20	5	2	2	—	—	—	—	—
238910	Site Preparation Contractors	148	1 399	9 842	29	20	5	2	2	—	—	—	—	—
<b>31-33</b>	<b>Manufacturing</b>	<b>10 018</b>	<b>150 671</b>	<b>520 761</b>	<b>222</b>	<b>96</b>	<b>35</b>	<b>35</b>	<b>25</b>	<b>14</b>	<b>10</b>	<b>5</b>	<b>1</b>	<b>1</b>
311	Food mfg	251	3 279	13 154	9	2	2	2	1	1	1	—	—	—
3115	Dairy product mfg	(C)	(D)	(D)	2	1	—	—	—	—	1	—	—	—
31151	Dairy product (exc frozen) mfg	(C)	(D)	(D)	2	1	—	—	—	—	1	—	—	—
321	Wood product mfg	(H)	(D)	(D)	17	6	3	1	5	—	1	—	—	1
3219	Other wood product mfg	(H)	(D)	(D)	15	5	3	1	4	—	1	—	—	1
32191	Millwork	(H)	(D)	(D)	6	2	2	—	—	—	1	—	—	1
323	Printing & related support activities	134	1 314	4 979	12	4	3	4	1	—	—	—	—	—
3231	Printing & related support activities	134	1 314	4 979	12	4	3	4	1	—	—	—	—	—
32311	Printing	(C)	(D)	(D)	11	3	3	4	1	—	—	—	—	—
324	Petroleum & coal products mfg	(E)	(D)	(D)	3	1	—	—	1	—	—	1	—	—
3241	Petroleum & coal products mfg	(E)	(D)	(D)	3	1	—	—	1	—	—	1	—	—
32411	Petroleum refineries	(E)	(D)	(D)	1	—	—	—	—	—	—	1	—	—
325	Chemical mfg	1 177	18 266	71 463	12	5	—	2	1	1	2	—	1	—
3254	Pharmaceutical & medicine mfg	(C)	(D)	(D)	3	2	—	—	—	—	1	—	—	—
32541	Pharmaceutical & medicine mfg	(C)	(D)	(D)	3	2	—	—	—	—	1	—	—	—
3255	Paint, coating & adhesive mfg	(C)	(D)	(D)	3	1	—	1	—	—	1	—	—	—
32551	Paint & coating mfg	(C)	(D)	(D)	2	1	—	—	—	—	1	—	—	—
3259	Other chemical product & preparation mfg	(F)	(D)	(D)	3	—	—	1	1	—	—	—	1	—
32599	All other chemical product & preparation mfg	(F)	(D)	(D)	3	—	—	1	1	—	—	—	1	—
326	Plastics & rubber products mfg	881	8 723	35 401	15	4	2	2	2	3	—	2	—	—
3261	Plastics product mfg	881	8 723	35 401	15	4	2	2	2	3	—	2	—	—
32611	Unsupported plastics film, sheet, & bag mfg	613	6 063	25 263	3	—	—	—	—	1	—	2	—	—
326113	Unsupported plastics film and sheet (except packaging) mfg	613	6 063	25 263	3	—	—	—	—	1	—	2	—	—
32619	Other plastics product mfg	(C)	(D)	(D)	9	3	1	2	1	2	—	—	—	—
332	Fabricated metal product mfg	913	8 374	32 802	46	23	5	6	6	3	3	—	—	—
3321	Forging & stamping	235	2 174	8 541	4	—	—	2	—	1	1	—	—	—
33211	Forging & stamping	235	2 174	8 541	4	—	—	2	—	1	1	—	—	—
3323	Architectural & structural metals mfg	178	1 642	6 598	9	4	2	2	—	1	—	—	—	—
33232	Ornamental & architectural metal prod mfg	142	1 311	5 256	5	2	2	—	—	—	1	—	—	—
3326	Spring & wire product mfg	188	1 334	4 573	3	—	—	—	2	—	1	—	—	—
33261	Spring & wire product mfg	188	1 334	4 573	3	—	—	—	2	—	1	—	—	—
3327	Mach shops, turn prod, screw, nut, bolt mfg	144	1 498	5 070	21	14	2	2	3	—	—	—	—	—
33271	Machine shops	144	1 498	5 070	21	14	2	2	3	—	—	—	—	—
332710	Machine shops	144	1 498	5 070	21	14	2	2	3	—	—	—	—	—
333	Machinery mfg	1 462	15 006	59 411	25	4	6	6	3	2	2	—	—	—
3333	Commercial & service industry machinery mfg	(F)	(D)	(D)	3	1	—	—	—	—	1	1	—	—
33331	Commercial & service industry machinery mfg	(F)	(D)	(D)	3	1	—	—	—	—	1	1	—	—
3335	Metalworking machinery mfg	696	8 423	33 819	12	1	3	3	3	1	—	1	—	—
33351	Metalworking machinery mfg	696	8 423	33 819	12	1	3	3	3	1	—	1	—	—
333511	Industrial mold mfg	117	1 151	4 810	8	1	3	2	2	—	—	—	—	—
3339	Other general purpose machinery mfg	(C)	(D)	(D)	3	1	1	—	—	—	1	—	—	—
33399	All other general purpose machinery mfg	(C)	(D)	(D)	2	—	—	—	—	—	1	—	—	—
334	Computer & electronic product mfg	114	1 154	5 188	9	5	2	—	1	1	—	—	—	—
337	Furniture & related product mfg	222	2 061	8 636	16	7	5	1	2	1	—	—	—	—
3372	Office furniture (including fixtures) mfg	146	1 545	6 423	4	2	—	—	1	1	—	—	—	—
33721	Office furniture (including fixtures) mfg	146	1 545	6 423	4	2	—	—	1	1	—	—	—	—
339	Miscellaneous mfg	317	2 440	10 633	26	16	2	6	—	1	1	—	—	—
3391	Medical equipment & supplies mfg	234	1 786	7 716	10	4	2	2	—	1	1	—	—	—
33911	Medical equipment & supplies mfg	234	1 786	7 716	10	4	2	2	—	1	1	—	—	—
<b>42</b>	<b>Wholesale trade</b>	<b>3 142</b>	<b>52 348</b>	<b>181 994</b>	<b>269</b>	<b>190</b>	<b>36</b>	<b>20</b>	<b>15</b>	<b>5</b>	<b>—</b>	<b>2</b>	<b>1</b>	<b>—</b>
423	Merchant Wholesalers, Durable Goods	2 183	44 036	148 620	156	105	25	14	8	2	—	1	1	—
4231	Motor Vehicle and Motor Vehicle Parts and Supplies Merchant Wholesalers	155	1 279	5 734	20	9	5	5	1	—	—	—	—	—
42312	Motor Vehicle Supplies and New Parts Merchant Wholesalers	101	987	4 466	11	4	3	3	1	—	—	—	—	—
423120	Motor Vehicle Supplies and New Parts Merchant Wholesalers	101	987	4 466	11	4	3	3	1	—	—	—	—	—
4233	Lumber and Other Construction Materials Merchant Wholesalers	1 102	27 964	81 044	18	10	1	4	2	—	—	—	1	—
42331	Lumber, Plywood, Millwork, and Wood Panel Merchant Wholesalers	(G)	(D)	(D)	12	6	—	4	1	—	—	—	1	—
4234	Professional and Commercial Equipment and Supplies Merchant Wholesalers	569	11 877	48 297	29	21	2	1	2	2	—	1	—	—
42341	Photographic Equipment and Supplies Merchant Wholesalers	(E)	(D)	(D)	2	—	—	—	—	1	—	1	—	—

See footnotes at end of table.

**Table 6. Counties—Employees, Payroll, and Establishments by Industry: 2003—Con.**

[Excludes most government employees, railroad employees, and self-employed persons. Size class 1 to 4 includes establishments with payroll, but no employees, during mid-March pay period. (D) denotes figures withheld to avoid disclosing data for individual companies; the data are included in broader industry totals. Detailed industries with 100 or more employees are shown if industry was not a (D). For explanation of terms, abbreviations, and data reliability/comparability, see introductory text]

NAICS code	Industry	Number of employees for week including March 12	Payroll (\$1,000)		Total number of establishments	Number of establishments by employment-size class								
			First quarter	Annual		1 to 4	5 to 9	10 to 19	20 to 49	50 to 99	100 to 249	250 to 499	500 to 999	1,000 or more
<b>WASHINGTON—Con.</b>														
<b>42 Wholesale trade—Con.</b>														
423	Merchant Wholesalers, Durable Goods—Con.													
4236	Electrical and Electronic Goods Merchant Wholesalers .....	105	910	4 170	19	14	3	1	1	—	—	—	—	—
4239	Miscellaneous Durable Goods Merchant Wholesalers .....	139	980	4 921	24	14	6	2	2	—	—	—	—	—
424	Merchant Wholesalers, Nondurable Goods .....	803	6 678	25 728	59	42	4	3	6	3	—	1	—	—
4244	Grocery and Related Product Wholesalers .....	373	2 105	8 243	17	13	1	1	—	1	—	1	—	—
42449	Other Grocery and Related Products Merchant Wholesalers .....	(E)	(D)	(D)	7	5	1	—	—	—	—	1	—	—
4249	Miscellaneous Nondurable Goods Merchant Wholesalers .....	181	1 257	4 950	16	12	1	—	2	1	—	—	—	—
42494	Tobacco and Tobacco Product Merchant Wholesalers .....	(C)	(D)	(D)	2	—	—	—	1	1	—	—	—	—
425	Wholesale Electronic Markets and Agents and Brokers .....	156	1 634	7 646	54	43	7	3	1	—	—	—	—	—
4251	Wholesale Electronic Markets and Agents and Brokers .....	156	1 634	7 646	54	43	7	3	1	—	—	—	—	—
42512	Wholesale Trade Agents and Brokers .....	156	1 634	7 646	54	43	7	3	1	—	—	—	—	—
425120	Wholesale Trade Agents and Brokers .....	156	1 634	7 646	54	43	7	3	1	—	—	—	—	—
<b>44-45</b>	<b>Retail trade .....</b>	<b>11 460</b>	<b>57 817</b>	<b>239 506</b>	<b>683</b>	<b>284</b>	<b>149</b>	<b>129</b>	<b>67</b>	<b>26</b>	<b>25</b>	<b>3</b>	—	—
441	Motor vehicle & parts dealers .....	1 340	10 624	48 997	68	23	11	17	7	8	2	—	—	—
4411	Automobile dealers .....	859	7 424	33 442	25	9	2	3	7	3	2	—	—	—
44111	New car dealers .....	797	7 016	31 627	13	1	—	1	2	7	2	—	—	—
441110	New car dealers .....	797	7 016	31 627	13	1	—	1	2	7	2	—	—	—
4412	Other motor vehicle dealers .....	215	1 709	8 799	17	10	1	3	2	1	—	—	—	—
44122	Motorcycle & boat & other MV dealers .....	(C)	(D)	(D)	15	9	1	3	1	1	—	—	—	—
4413	Automotive parts, accessories & tire stores .....	266	1 491	6 756	26	4	8	12	2	—	—	—	—	—
44131	Automotive parts, accessories & tire stores .....	158	769	3 496	16	3	4	7	2	—	—	—	—	—
441310	Automotive parts, accessories & tire stores .....	158	769	3 496	16	3	4	7	2	—	—	—	—	—
44132	Tire dealers .....	108	722	3 260	10	1	4	5	—	—	—	—	—	—
441320	Tire dealers .....	108	722	3 260	10	1	4	5	—	—	—	—	—	—
442	Furniture & home furnishing stores .....	334	1 856	7 375	44	26	7	8	2	1	—	—	—	—
4421	Furniture stores .....	128	998	3 798	12	7	—	4	—	1	—	—	—	—
44211	Furniture stores .....	128	998	3 798	12	7	—	4	—	1	—	—	—	—
442110	Furniture stores .....	128	998	3 798	12	7	—	4	—	1	—	—	—	—
4422	Home furnishings stores .....	206	858	3 577	32	19	7	4	2	—	—	—	—	—
44229	Other home furnishings stores .....	168	615	2 555	18	7	5	4	2	—	—	—	—	—
443	Electronics & appliance stores .....	440	2 393	9 590	34	15	9	5	2	2	1	—	—	—
4431	Electronics & appliance stores .....	440	2 393	9 590	34	15	9	5	2	2	1	—	—	—
44311	Appliance, TV & all other electronics stores .....	311	1 871	7 410	22	10	5	4	1	1	1	—	—	—
443112	Radio, television & other electronics stores .....	271	1 605	6 255	15	7	3	2	1	1	1	—	—	—
444	Bldg material & garden equip & supp dealers .....	1 309	9 467	37 205	59	24	8	13	7	3	4	—	—	—
4441	Building material & supplies dealers .....	1 124	8 659	31 197	44	16	7	9	6	2	4	—	—	—
44411	Home centers .....	(F)	(D)	(D)	8	3	—	—	—	1	4	—	—	—
44413	Hardware stores .....	100	336	1 476	7	1	—	5	1	—	—	—	—	—
444130	Hardware stores .....	100	336	1 476	7	1	—	5	1	—	—	—	—	—
44419	Other building material dealers .....	288	3 165	12 248	24	12	2	4	5	1	—	—	—	—
444190	Other building material dealers .....	288	3 165	12 248	24	12	2	4	5	1	—	—	—	—
4442	Lawn & garden equip & supplies stores .....	185	808	6 008	15	8	1	4	1	1	—	—	—	—
44422	Nursery & garden centers .....	132	477	4 241	12	8	1	2	—	1	—	—	—	—
444220	Nursery & garden centers .....	132	477	4 241	12	8	1	2	—	1	—	—	—	—
445	Food & beverage stores .....	2 264	10 398	39 564	77	26	15	14	9	3	10	—	—	—
4451	Grocery stores .....	1 922	9 392	35 171	32	9	—	3	8	2	10	—	—	—
44511	Grocery (except convenience) stores .....	1 904	9 250	34 757	26	4	—	2	8	2	10	—	—	—
445110	Grocery (except convenience) stores .....	1 904	9 250	34 757	26	4	—	2	8	2	10	—	—	—
4453	Beer, wine & liquor stores .....	286	869	3 551	33	12	9	10	1	1	—	—	—	—
44531	Beer, wine & liquor stores .....	286	869	3 551	33	12	9	10	1	1	—	—	—	—
445310	Beer, wine & liquor stores .....	286	869	3 551	33	12	9	10	1	1	—	—	—	—
446	Health & personal care stores .....	546	2 846	12 589	41	14	11	2	14	—	—	—	—	—
4461	Health & personal care stores .....	546	2 846	12 589	41	14	11	2	14	—	—	—	—	—
44611	Pharmacies & drug stores .....	374	2 044	9 123	17	3	2	1	11	—	—	—	—	—
446110	Pharmacies & drug stores .....	374	2 044	9 123	17	3	2	1	11	—	—	—	—	—
447	Gasoline stations .....	679	3 105	12 449	63	8	20	29	6	—	—	—	—	—
4471	Gasoline stations .....	679	3 105	12 449	63	8	20	29	6	—	—	—	—	—
44711	Gasoline stations with convenience stores .....	639	2 934	11 751	56	5	17	28	6	—	—	—	—	—
447110	Gasoline stations with convenience stores .....	639	2 934	11 751	56	5	17	28	6	—	—	—	—	—
448	Clothing & clothing accessories stores .....	673	2 216	8 625	75	29	24	15	4	3	—	—	—	—
4481	Clothing stores .....	562	1 586	6 320	49	15	13	15	3	3	—	—	—	—
44812	Women's clothing stores .....	168	447	1 947	22	8	5	8	1	—	—	—	—	—
448120	Women's clothing stores .....	168	447	1 947	22	8	5	8	1	—	—	—	—	—
44814	Family clothing stores .....	278	777	2 996	12	2	4	1	2	3	—	—	—	—
448140	Family clothing stores .....	278	777	2 996	12	2	4	1	2	3	—	—	—	—
451	Sporting goods, hobby, book & music stores .....	577	1 740	7 784	57	31	14	5	4	2	1	—	—	—
4511	Sporting goods, hobby, musical instrument stores .....	475	1 463	6 616	49	29	10	5	2	2	1	—	—	—
45111	Sporting goods stores .....	271	891	4 117	32	20	8	2	—	1	1	—	—	—
451110	Sporting goods stores .....	271	891	4 117	32	20	8	2	—	1	1	—	—	—
45113	Sewing, needlework & piece goods stores .....	(C)	(D)	(D)	5	3	—	1	—	1	—	—	—	—
4512	Book, periodical & music stores .....	102	277	1 168	8	2	4	—	2	—	—	—	—	—

See footnotes at end of table.

**Table 6. Counties—Employees, Payroll, and Establishments by Industry: 2003—Con.**

[Excludes most government employees, railroad employees, and self-employed persons. Size class 1 to 4 includes establishments with payroll, but no employees, during mid-March pay period. (D) denotes figures withheld to avoid disclosing data for individual companies; the data are included in broader industry totals. Detailed industries with 100 or more employees are shown if industry was not a (D). For explanation of terms, abbreviations, and data reliability/comparability, see introductory text]

NAICS code	Industry	Number of employees for week including March 12	Payroll (\$1,000)		Total number of establishments	Number of establishments by employment-size class								
			First quarter	Annual		1 to 4	5 to 9	10 to 19	20 to 49	50 to 99	100 to 249	250 to 499	500 to 999	1,000 or more
<b>WASHINGTON—Con.</b>														
<b>44-45 Retail trade—Con.</b>														
452	General merchandise stores	2 260	9 466	39 094	20	3	3	2	—	2	7	3	—	—
4521	Department stores	1 965	8 219	33 679	11	—	—	—	—	2	7	2	—	—
45211	Department stores	1 965	8 219	33 679	11	—	—	—	—	2	7	2	—	—
452111	Department Stores (except Discount Department Stores)	401	1 744	7 348	3	—	—	—	—	1	2	—	—	—
452112	Discount Department Stores	1 564	6 475	26 331	8	—	—	—	—	1	5	2	—	—
4529	Other general merchandise stores	295	1 247	5 415	9	3	3	2	—	—	—	1	—	—
45291	Warehouse clubs & superstores (E)	(E)	(D)	(D)	1	—	—	—	—	—	—	1	—	—
453	Miscellaneous store retailers	758	2 416	10 627	102	56	20	14	11	1	—	—	—	—
4531	Florists	110	443	1 884	12	6	2	2	2	—	—	—	—	—
45311	Florists	110	443	1 884	12	6	2	2	2	—	—	—	—	—
453110	Florists	110	443	1 884	12	6	2	2	2	—	—	—	—	—
4532	Office supplies, stationery & gift stores	289	795	3 232	37	19	8	5	5	—	—	—	—	—
45321	Office supplies & stationery stores (C)	(D)	(D)	(D)	6	—	1	1	4	—	—	—	—	—
45322	Gift, novelty & souvenir stores (C)	(D)	(D)	(D)	31	19	7	4	1	—	—	—	—	—
4539	Other miscellaneous store retailers	310	1 000	4 848	46	27	8	7	3	1	—	—	—	—
45391	Pet & pet supplies stores	160	411	1 982	12	5	—	4	2	1	—	—	—	—
453910	Pet & pet supplies stores	160	411	1 982	12	5	—	4	2	1	—	—	—	—
45399	All other miscellaneous store retailers	134	497	2 440	28	18	6	3	1	—	—	—	—	—
453998	All other misc store retailers (exc tobacco)	116	433	2 169	19	10	5	3	1	—	—	—	—	—
454	Nonstore retailers	280	1 290	5 607	43	29	7	5	1	1	—	—	—	—
4543	Direct selling establishments	216	1 026	4 308	28	21	2	3	1	1	—	—	—	—
45439	Other direct selling establishments	216	1 026	4 308	28	21	2	3	1	1	—	—	—	—
454390	Other direct selling establishments	216	1 026	4 308	28	21	2	3	1	1	—	—	—	—
<b>48-49</b>	<b>Transportation &amp; warehousing</b>	<b>1 896</b>	<b>11 409</b>	<b>52 841</b>	<b>133</b>	<b>86</b>	<b>14</b>	<b>17</b>	<b>8</b>	<b>2</b>	<b>5</b>	<b>1</b>	—	—
484	Truck transportation	619	6 097	26 161	83	58	10	8	5	1	1	—	—	—
4841	General freight trucking	299	2 410	11 170	58	40	8	7	3	—	—	—	—	—
48411	General freight trucking, local	125	873	4 513	25	15	5	5	—	—	—	—	—	—
484110	General freight trucking, local	125	873	4 513	25	15	5	5	—	—	—	—	—	—
48412	General freight trucking, long-distance	174	1 537	6 657	33	25	3	2	3	—	—	—	—	—
484121	General freight trucking, long-distance, TL	169	1 506	6 532	28	20	3	2	3	—	—	—	—	—
4842	Specialized freight trucking	320	3 687	14 991	25	18	2	1	2	1	1	—	—	—
48422	Specialized freight (exc used) trucking, local	195	2 625	10 215	18	13	2	1	1	—	1	—	—	—
484220	Specialized freight (exc used) trucking, local	195	2 625	10 215	18	13	2	1	1	—	1	—	—	—
48423	Specialized freight (exc used) trucking, LDist	(C)	(D)	(D)	5	3	—	—	1	1	—	—	—	—
485	Transit & ground passenger transportation	552	1 880	7 593	9	4	—	1	1	—	3	—	—	—
4854	School & employee bus transportation	(E)	(D)	(D)	3	—	—	—	—	—	3	—	—	—
48541	School & employee bus transportation	(E)	(D)	(D)	3	—	—	—	—	—	3	—	—	—
492	Couriers & messengers	(E)	(D)	(D)	12	8	1	1	—	—	1	1	—	—
4921	Couriers	(E)	(D)	(D)	5	2	1	—	—	—	1	1	—	—
49211	Couriers	(E)	(D)	(D)	5	2	1	—	—	—	1	1	—	—
<b>51</b>	<b>Information</b>	<b>625</b>	<b>4 805</b>	<b>20 274</b>	<b>63</b>	<b>41</b>	<b>7</b>	<b>6</b>	<b>5</b>	<b>3</b>	<b>1</b>	—	—	—
511	Publishing industries	162	1 237	5 441	20	11	3	4	2	—	—	—	—	—
5111	Newspaper, periodical, book, database publishers	(C)	(D)	(D)	17	9	2	4	2	—	—	—	—	—
512	Motion picture & sound recording industries	202	462	2 048	9	6	—	—	1	1	1	—	—	—
5121	Motion picture & video industries	(C)	(D)	(D)	8	5	—	—	1	1	1	—	—	—
51213	Motion picture & video exhibition	198	424	1 858	6	3	—	—	1	1	1	—	—	—
517	Telecommunications	137	2 079	8 344	17	11	2	2	1	1	—	—	—	—
5171	Wired Telecommunications Carriers	(C)	(D)	(D)	11	7	2	1	—	1	—	—	—	—
51711	Wired Telecommunications Carriers	(C)	(D)	(D)	11	7	2	1	—	1	—	—	—	—
518	Internet Service Providers, Web Search Portals, and Data Processing Services	(C)	(D)	(D)	13	10	1	—	1	1	—	—	—	—
5182	Data Processing, Hosting, and Related Services	110	987	4 208	12	9	1	—	1	1	—	—	—	—
51821	Data Processing, Hosting, and Related Services	110	987	4 208	12	9	1	—	1	1	—	—	—	—
518210	Data Processing, Hosting, and Related Services	110	987	4 208	12	9	1	—	1	1	—	—	—	—
<b>52</b>	<b>Finance &amp; insurance</b>	<b>5 522</b>	<b>78 457</b>	<b>268 058</b>	<b>349</b>	<b>243</b>	<b>51</b>	<b>30</b>	<b>16</b>	<b>3</b>	<b>2</b>	<b>2</b>	<b>1</b>	<b>1</b>
522	Credit intermediation & related activities	1 290	15 279	58 300	117	53	26	22	13	2	1	—	—	—
5221	Depository credit intermediation	990	10 631	40 122	56	11	18	13	12	1	1	—	—	—
52211	Commercial banking	914	9 911	37 070	48	8	15	13	10	1	1	—	—	—
522110	Commercial banking	914	9 911	37 070	48	8	15	13	10	1	1	—	—	—
5222	Nondepository credit intermediation	132	2 982	10 586	32	20	6	6	—	—	—	—	—	—
52229	Other nondepository credit intermediation	(C)	(D)	(D)	29	19	4	6	—	—	—	—	—	—
522292	Real estate credit	100	2 786	9 609	20	12	3	5	—	—	—	—	—	—
5223	Activities related to credit intermediation	168	1 666	7 592	29	22	2	3	1	1	—	—	—	—
523	Security, commodity contracts & like activity	(E)	(D)	(D)	76	67	4	4	—	—	1	—	—	—
5239	Other financial investment activities	239	5 835	8 261	34	29	3	1	—	—	1	—	—	—
52392	Portfolio management	201	5 282	6 279	8	5	2	—	—	—	1	—	—	—
523920	Portfolio management	201	5 282	6 279	8	5	2	—	—	—	1	—	—	—

See footnotes at end of table.

**Table 6. Counties—Employees, Payroll, and Establishments by Industry: 2003—Con.**

[Excludes most government employees, railroad employees, and self-employed persons. Size class 1 to 4 includes establishments with payroll, but no employees, during mid-March pay period. (D) denotes figures withheld to avoid disclosing data for individual companies; the data are included in broader industry totals. Detailed industries with 100 or more employees are shown if industry was not a (D). For explanation of terms, abbreviations, and data reliability/comparability, see introductory text]

NAICS code	Industry	Number of employees for week including March 12	Payroll (\$1,000)		Total number of establishments	Number of establishments by employment-size class								
			First quarter	Annual		1 to 4	5 to 9	10 to 19	20 to 49	50 to 99	100 to 249	250 to 499	500 to 999	1,000 or more
<b>WASHINGTON—Con.</b>														
<b>52</b>	<b>Finance &amp; insurance—Con.</b>													
524	Insurance carriers & related activities .....	3 899	55 643	194 130	155	122	21	4	3	1	—	2	1	1
5241	Insurance carriers .....	3 505	52 754	180 842	20	11	2	1	1	1	—	2	1	1
52411	Direct life, health, medical insurance carriers ..	(G)	(D)	(D)	6	3	1	—	—	—	—	—	1	1
52412	Other direct insurance carriers .....	(G)	(D)	(D)	12	6	1	1	1	1	—	1	—	1
5242	Agencies & other insurance related activities ...	394	2 889	13 288	135	111	19	3	2	—	—	—	—	—
52421	Insurance agencies & brokerages .....	368	2 739	12 655	126	105	16	3	2	—	—	—	—	—
524210	Insurance agencies & brokerages .....	368	2 739	12 655	126	105	16	3	2	—	—	—	—	—
<b>53</b>	<b>Real estate &amp; rental &amp; leasing .....</b>	<b>1 118</b>	<b>5 647</b>	<b>25 137</b>	<b>300</b>	<b>244</b>	<b>26</b>	<b>21</b>	<b>6</b>	<b>3</b>	—	—	—	—
531	Real estate .....	836	4 603	20 514	262	225	22	8	4	3	—	—	—	—
5311	Lessors of real estate .....	277	1 226	5 179	59	44	8	3	4	—	—	—	—	—
53111	Lessors of residential buildings & dwellings ...	210	913	3 724	32	20	6	2	4	—	—	—	—	—
531110	Lessors of residential buildings & dwellings ...	210	913	3 724	32	20	6	2	4	—	—	—	—	—
5312	Offices of real estate agents & brokers .....	235	1 576	7 471	135	123	10	2	—	—	—	—	—	—
53121	Offices of real estate agents & brokers .....	235	1 576	7 471	135	123	10	2	—	—	—	—	—	—
531210	Offices of real estate agents & brokers .....	235	1 576	7 471	135	123	10	2	—	—	—	—	—	—
5313	Activities related to real estate .....	324	1 801	7 864	68	58	4	3	—	3	—	—	—	—
53131	Real estate property managers .....	265	1 328	5 365	22	14	2	3	—	3	—	—	—	—
531312	Nonresidential property managers .....	166	816	3 379	9	5	—	2	—	2	—	—	—	—
532	Rental & leasing services .....	265	819	3 633	34	16	4	12	2	—	—	—	—	—
5322	Consumer goods rental .....	219	518	2 138	25	11	3	9	2	—	—	—	—	—
53223	Video tape & disc rental .....	192	403	1 645	16	4	2	8	2	—	—	—	—	—
532230	Video tape & disc rental .....	192	403	1 645	16	4	2	8	2	—	—	—	—	—
<b>54</b>	<b>Professional, scientific &amp; technical services .....</b>	<b>2 400</b>	<b>22 105</b>	<b>96 026</b>	<b>686</b>	<b>568</b>	<b>63</b>	<b>34</b>	<b>16</b>	<b>5</b>	—	—	—	—
541	Professional, scientific & technical services .....	2 400	22 105	96 026	686	568	63	34	16	5	—	—	—	—
5411	Legal services .....	453	4 434	19 818	96	73	14	5	3	1	—	—	—	—
54111	Offices of lawyers .....	339	3 318	16 298	75	57	10	5	3	—	—	—	—	—
541110	Offices of lawyers .....	339	3 318	16 298	75	57	10	5	3	—	—	—	—	—
541119	Other legal services .....	114	1 116	3 520	21	16	4	—	—	1	—	—	—	—
5412	Accounting, tax prep, bookkeep, payroll services .....	342	1 941	6 850	72	52	12	7	—	1	—	—	—	—
54121	Accounting, tax prep, bookkeep, payroll services .....	342	1 941	6 850	72	52	12	7	—	1	—	—	—	—
541211	Offices of certified public accountants .....	126	900	3 211	31	23	5	3	—	—	—	—	—	—
5413	Architectural, engineering & related services ...	398	4 061	18 312	77	61	6	6	3	1	—	—	—	—
54133	Engineering services .....	163	1 811	8 562	38	30	3	3	2	—	—	—	—	—
541330	Engineering services .....	163	1 811	8 562	38	30	3	3	2	—	—	—	—	—
54138	Testing laboratories .....	154	1 536	6 137	9	4	2	1	1	1	—	—	—	—
541380	Testing laboratories .....	154	1 536	6 137	9	4	2	1	1	1	—	—	—	—
5415	Computer systems design & related services ...	321	4 320	18 245	161	147	9	2	3	—	—	—	—	—
54151	Computer systems design & related services ...	321	4 320	18 245	161	147	9	2	3	—	—	—	—	—
541511	Custom computer programming services ..	115	1 468	6 082	73	67	4	2	—	—	—	—	—	—
541512	Computer systems design services .....	166	2 517	10 612	64	58	3	—	3	—	—	—	—	—
5416	Management, sci & tech consulting services ....	230	2 213	10 649	157	142	13	2	—	—	—	—	—	—
54161	Management consulting services .....	180	1 769	8 413	125	113	11	1	—	—	—	—	—	—
5418	Advertising & related services .....	124	1 061	4 202	21	18	1	1	—	1	—	—	—	—
5419	Oth professional, scientific, technical services ..	358	2 127	10 371	63	42	6	10	5	—	—	—	—	—
54194	Veterinary services .....	222	1 280	6 310	24	9	5	6	4	—	—	—	—	—
541940	Veterinary services .....	222	1 280	6 310	24	9	5	6	4	—	—	—	—	—
<b>55</b>	<b>Management of companies &amp; enterprises ..</b>	<b>1 297</b>	<b>43 063</b>	<b>111 351</b>	<b>22</b>	<b>10</b>	<b>2</b>	<b>4</b>	<b>3</b>	—	<b>1</b>	<b>1</b>	<b>1</b>	—
551	Management of companies & enterprises .....	1 297	43 063	111 351	22	10	2	4	3	—	1	1	1	—
5511	Management of companies & enterprises .....	1 297	43 063	111 351	22	10	2	4	3	—	1	1	1	—
55111	Management of companies & enterprises .....	1 297	43 063	111 351	22	10	2	4	3	—	1	1	1	—
<b>56</b>	<b>Admin, support, waste mgt, remediation services .....</b>	<b>2 448</b>	<b>10 998</b>	<b>51 526</b>	<b>263</b>	<b>179</b>	<b>33</b>	<b>24</b>	<b>15</b>	<b>9</b>	<b>2</b>	<b>1</b>	—	—
561	Administrative & support services .....	2 281	9 504	45 384	244	169	30	20	14	8	2	1	—	—
5613	Employment services .....	928	3 749	16 201	20	6	3	2	1	6	1	1	—	—
56132	Temporary help services .....	887	3 527	15 208	14	4	1	—	1	6	1	1	—	—
561320	Temporary help services .....	887	3 527	15 208	14	4	1	—	1	6	1	1	—	—
5614	Business support services .....	251	804	3 912	25	19	3	1	1	—	1	—	—	—
56142	Telephone call centers .....	202	575	2 890	7	5	—	—	1	—	1	—	—	—
5615	Travel arrangement & reservation services .....	119	799	3 288	18	10	3	4	1	—	—	—	—	—
56151	Travel agencies .....	110	786	3 239	14	7	2	4	1	—	—	—	—	—
561510	Travel agencies .....	110	786	3 239	14	7	2	4	1	—	—	—	—	—
5616	Investigation & security services .....	(C)	(D)	(D)	13	6	3	1	3	—	—	—	—	—
56161	Investigation, guard & armored car services ..	144	439	2 042	7	1	2	1	3	—	—	—	—	—
5617	Services to buildings & dwellings .....	487	1 896	12 275	131	105	14	8	3	1	—	—	—	—
56172	Janitorial services .....	281	886	3 682	35	23	4	4	3	1	—	—	—	—
561720	Janitorial services .....	281	886	3 682	35	23	4	4	3	1	—	—	—	—
56173	Landscaping services .....	167	785	7 316	86	75	8	3	—	—	—	—	—	—
561730	Landscaping services .....	167	785	7 316	86	75	8	3	—	—	—	—	—	—
5619	Other support services .....	247	896	3 928	21	10	3	4	3	1	—	—	—	—
56199	All other support services .....	212	845	3 729	18	9	3	2	3	1	—	—	—	—
561990	All other support services .....	212	845	3 729	18	9	3	2	3	1	—	—	—	—
562	Waste management & remediation services .....	167	1 494	6 142	19	10	3	4	1	1	—	—	—	—
5621	Waste collection .....	128	1 210	5 078	9	4	—	3	1	1	—	—	—	—
56211	Waste collection .....	128	1 210	5 078	9	4	—	3	1	1	—	—	—	—

See footnotes at end of table.

**Table 6. Counties—Employees, Payroll, and Establishments by Industry: 2003—Con.**

[Excludes most government employees, railroad employees, and self-employed persons. Size class 1 to 4 includes establishments with payroll, but no employees, during mid-March pay period. (D) denotes figures withheld to avoid disclosing data for individual companies; the data are included in broader industry totals. Detailed industries with 100 or more employees are shown if industry was not a (D). For explanation of terms, abbreviations, and data reliability/comparability, see introductory text]

NAICS code	Industry	Number of employees for week including March 12	Payroll (\$1,000)		Total number of establishments	Number of establishments by employment-size class									
			First quarter	Annual		1 to 4	5 to 9	10 to 19	20 to 49	50 to 99	100 to 249	250 to 499	500 to 999	1,000 or more	
<b>WASHINGTON—Con.</b>															
<b>61</b>	<b>Educational services</b>	<b>751</b>	<b>3 379</b>	<b>15 860</b>	<b>51</b>	<b>25</b>	<b>9</b>	<b>3</b>	<b>10</b>	<b>3</b>	<b>1</b>	—	—	—	
611	Educational services	751	3 379	15 860	51	25	9	3	10	3	1	—	—	—	
6111	Elementary & secondary schools	410	2 021	8 366	11	—	2	1	5	3	—	—	—	—	
61111	Elementary & secondary schools	410	2 021	8 366	11	—	2	1	5	3	—	—	—	—	
611110	Elementary & secondary schools	410	2 021	8 366	11	—	2	1	5	3	—	—	—	—	
6114	Business schools & computer & mgt training	125	866	3 446	6	3	2	—	—	—	1	—	—	—	
61141	Business & secretarial schools	(C)	(D)	(D)	1	—	—	—	—	—	1	—	—	—	
6116	Other schools & instruction	(C)	(D)	(D)	30	19	5	2	4	—	—	—	—	—	
<b>62</b>	<b>Health care and social assistance</b>	<b>7 123</b>	<b>53 825</b>	<b>243 219</b>	<b>421</b>	<b>178</b>	<b>105</b>	<b>69</b>	<b>45</b>	<b>10</b>	<b>11</b>	<b>1</b>	<b>2</b>	—	
621	Ambulatory health care services	3 215	31 393	150 419	263	121	69	41	19	6	7	—	—	—	
6211	Offices of physicians	1 191	13 259	71 310	41	17	6	6	5	3	4	—	—	—	
62111	Offices of physicians	1 191	13 259	71 310	41	17	6	6	5	3	4	—	—	—	
6212	Offices of dentists	685	7 605	34 272	86	25	37	20	4	—	—	—	—	—	
62121	Offices of dentists	685	7 605	34 272	86	25	37	20	4	—	—	—	—	—	
621210	Offices of dentists	685	7 605	34 272	86	25	37	20	4	—	—	—	—	—	
6213	Offices of other health practitioners	421	2 834	12 180	91	59	21	9	1	1	—	—	—	—	
62131	Offices of chiropractors	200	1 163	5 055	51	33	14	4	—	—	—	—	—	—	
621310	Offices of chiropractors	200	1 163	5 055	51	33	14	4	—	—	—	—	—	—	
62134	Offices of PT, OT, speech therapy & audiology	127	1 009	4 324	14	8	3	1	1	1	—	—	—	—	
621340	Offices of PT, OT, speech therapy & audiology	127	1 009	4 324	14	8	3	1	1	1	—	—	—	—	
6214	Outpatient care centers	637	5 511	22 517	26	8	5	4	6	1	2	—	—	—	
62142	Outpatient mental health, substance abuse ctrs	276	2 112	8 269	11	3	2	2	3	—	1	—	—	—	
621420	Outpatient mental health, substance abuse ctrs	276	2 112	8 269	11	3	2	2	3	—	1	—	—	—	
62149	Other outpatient care centers	(E)	(D)	(D)	12	4	3	1	2	1	1	—	—	—	
6216	Home health care services	203	1 182	4 515	10	7	—	—	1	1	1	—	—	—	
62161	Home health care services	203	1 182	4 515	10	7	—	—	1	1	1	—	—	—	
621610	Home health care services	203	1 182	4 515	10	7	—	—	1	1	1	—	—	—	
622	Hospitals	(G)	(D)	(D)	2	—	—	—	—	—	—	—	2	—	
6221	General medical & surgical hospitals	(G)	(D)	(D)	2	—	—	—	—	—	—	—	2	—	
62211	General medical & surgical hospitals	(G)	(D)	(D)	2	—	—	—	—	—	—	—	2	—	
623	Nursing & residential care facilities	1 604	8 458	33 170	54	8	23	8	7	4	3	1	—	—	
6231	Nursing care facilities	870	5 356	20 189	8	1	—	1	1	2	2	1	—	—	
62311	Nursing care facilities	870	5 356	20 189	8	1	—	1	1	2	2	1	—	—	
623110	Nursing care facilities	870	5 356	20 189	8	1	—	1	1	2	2	1	—	—	
6232	Residential mental retardation, health facil	414	1 828	7 759	33	4	21	5	2	—	1	—	—	—	
62321	Residential mental retardation facilities	366	1 603	6 591	30	3	20	5	1	—	1	—	—	—	
623210	Residential mental retardation facilities	366	1 603	6 591	30	3	20	5	1	—	1	—	—	—	
6233	Community care facilities for the elderly	282	1 101	4 463	10	3	1	—	4	2	—	—	—	—	
62331	Community care facilities for the elderly	282	1 101	4 463	10	3	1	—	4	2	—	—	—	—	
623312	Homes for the elderly	238	938	3 626	7	2	—	—	3	2	—	—	—	—	
624	Social assistance	(G)	(D)	(D)	102	49	13	20	19	—	1	—	—	—	
6241	Individual & family services	139	980	4 090	28	20	3	3	2	—	—	—	—	—	
6243	Vocational rehabilitation services	(E)	(D)	(D)	6	2	—	1	2	—	1	—	—	—	
62431	Vocational rehabilitation services	(E)	(D)	(D)	6	2	—	1	2	—	1	—	—	—	
6244	Child day care services	708	2 602	11 261	62	24	10	16	12	—	—	—	—	—	
62441	Child day care services	708	2 602	11 261	62	24	10	16	12	—	—	—	—	—	
624410	Child day care services	708	2 602	11 261	62	24	10	16	12	—	—	—	—	—	
<b>71</b>	<b>Arts, entertainment &amp; recreation</b>	<b>1 752</b>	<b>5 264</b>	<b>22 843</b>	<b>106</b>	<b>47</b>	<b>21</b>	<b>22</b>	<b>13</b>	<b>1</b>	<b>1</b>	—	<b>1</b>	—	
713	Amusement, gambling & recreation industries	1 682	4 769	20 674	81	27	19	19	13	1	1	—	1	—	
7139	Other amusement & recreation industries	1 634	4 671	20 185	77	25	19	18	12	1	1	—	1	—	
71391	Golf courses & country clubs	198	1 019	7 664	14	2	4	6	2	—	—	—	—	—	
713910	Golf courses & country clubs	198	1 019	7 664	14	2	4	6	2	—	—	—	—	—	
71392	Skiing facilities	(F)	(D)	(D)	2	—	1	—	—	—	—	—	1	—	
71394	Fitness & recreational sports centers	666	1 330	5 354	35	16	6	3	8	1	1	—	—	—	
713940	Fitness & recreational sports centers	666	1 330	5 354	35	16	6	3	8	1	1	—	—	—	
<b>72</b>	<b>Accommodation &amp; food services</b>	<b>6 860</b>	<b>17 921</b>	<b>77 387</b>	<b>346</b>	<b>88</b>	<b>46</b>	<b>82</b>	<b>98</b>	<b>30</b>	<b>2</b>	—	—	—	
721	Accommodation	305	844	3 840	31	13	3	10	5	—	—	—	—	—	
7211	Traveler accommodation	302	832	3 652	26	8	3	10	5	—	—	—	—	—	
72111	Hotels (exc casino hotels) & motels	275	794	3 428	19	3	2	9	5	—	—	—	—	—	
721110	Hotels (exc casino hotels) & motels	275	794	3 428	19	3	2	9	5	—	—	—	—	—	
722	Food services & drinking places	6 555	17 077	73 547	315	75	43	72	93	30	2	—	—	—	
7221	Full-service restaurants	3 612	9 458	41 439	121	23	13	18	41	25	1	—	—	—	
72211	Full-service restaurants	3 612	9 458	41 439	121	23	13	18	41	25	1	—	—	—	
722110	Full-service restaurants	3 612	9 458	41 439	121	23	13	18	41	25	1	—	—	—	
7222	Limited-service eating places	2 374	5 430	22 927	142	30	18	44	45	5	—	—	—	—	
72221	Limited-service eating places	2 374	5 430	22 927	142	30	18	44	45	5	—	—	—	—	
722211	Limited-service restaurants	1 960	4 570	19 007	106	21	11	29	41	4	—	—	—	—	
722213	Snack & nonalcoholic beverage bars	339	653	3 038	33	8	7	14	4	—	—	—	—	—	
7223	Special food services	354	1 561	6 442	30	12	8	6	3	—	1	—	—	—	
72231	Food service contractors	164	986	3 714	14	2	6	3	3	—	—	—	—	—	
722310	Food service contractors	164	986	3 714	14	2	6	3	3	—	—	—	—	—	
72232	Caterers	188	571	2 660	11	5	2	3	—	—	1	—	—	—	
722320	Caterers	188	571	2 660	11	5	2	3	—	—	1	—	—	—	
7224	Drinking places (alcoholic beverages)	215	628	2 739	22	10	4	4	4	—	—	—	—	—	
72241	Drinking places (alcoholic beverages)	215	628	2 739	22	10	4	4	4	—	—	—	—	—	
722410	Drinking places (alcoholic beverages)	215	628	2 739	22	10	4	4	4	—	—	—	—	—	

See footnotes at end of table.

**Table 6. Counties—Employees, Payroll, and Establishments by Industry: 2003—Con.**

[Excludes most government employees, railroad employees, and self-employed persons. Size class 1 to 4 includes establishments with payroll, but no employees, during mid-March pay period. (D) denotes figures withheld to avoid disclosing data for individual companies; the data are included in broader industry totals. Detailed industries with 100 or more employees are shown if industry was not a (D). For explanation of terms, abbreviations, and data reliability/comparability, see introductory text]

NAICS code	Industry	Number of employees for week including March 12	Payroll (\$1,000)		Total number of establishments	Number of establishments by employment-size class								
			First quarter	Annual		1 to 4	5 to 9	10 to 19	20 to 49	50 to 99	100 to 249	250 to 499	500 to 999	1,000 or more
<b>WASHINGTON—Con.</b>														
<b>81</b>	<b>Other services (except public administration)</b>	<b>4 073</b>	<b>17 440</b>	<b>73 382</b>	<b>458</b>	<b>232</b>	<b>102</b>	<b>80</b>	<b>35</b>	<b>5</b>	<b>4</b>	—	—	—
811	Repair & maintenance	884	5 732	23 883	157	98	30	20	8	1	—	—	—	—
8111	Automotive repair & maintenance	708	4 394	18 597	106	53	29	18	5	1	—	—	—	—
81111	Automotive mechanical & electrical R&M	253	1 967	8 536	53	31	15	6	1	—	—	—	—	—
811111	General automotive repair	231	1 796	7 726	43	22	14	6	1	—	—	—	—	—
81112	Automotive body, paint, interior & glass repair	183	1 744	7 411	35	17	11	7	—	—	—	—	—	—
811121	Automotive body, paint & interior R&M	160	1 567	6 780	28	13	8	7	—	—	—	—	—	—
81119	Other automotive R&M	272	683	2 650	18	5	3	5	4	1	—	—	—	—
812	Personal & laundry services	1 200	4 404	19 228	146	70	34	29	10	3	—	—	—	—
8121	Personal care services	915	3 523	15 465	109	53	21	24	9	2	—	—	—	—
81211	Hair, nail & skin care services	802	3 309	14 465	89	44	15	19	9	2	—	—	—	—
812112	Beauty salons	786	3 239	14 154	82	38	14	19	9	2	—	—	—	—
81219	Other personal care services	113	214	1 000	20	9	6	5	—	—	—	—	—	—
8123	Drycleaning & laundry services	149	400	1 725	10	4	3	1	1	1	—	—	—	—
81232	Drycleaning & laundry services (exc coin-op)	140	386	1 675	7	2	2	1	1	1	—	—	—	—
812320	Drycleaning & laundry services (exc coin-op)	140	386	1 675	7	2	2	1	1	1	—	—	—	—
8129	Other personal services	124	381	1 677	23	10	9	4	—	—	—	—	—	—
813	Religious, grantmaking, civic, prof & like organizations	1 989	7 304	30 271	155	64	38	31	17	1	4	—	—	—
8131	Religious organizations	1 335	5 453	22 287	96	35	25	22	11	—	3	—	—	—
81311	Religious organizations	1 335	5 453	22 287	96	35	25	22	11	—	3	—	—	—
813110	Religious organizations	1 335	5 453	22 287	96	35	25	22	11	—	3	—	—	—
8134	Civic & social organizations	458	1 001	4 373	24	8	5	6	3	1	1	—	—	—
81341	Civic & social organizations	458	1 001	4 373	24	8	5	6	3	1	1	—	—	—
813410	Civic & social organizations	458	1 001	4 373	24	8	5	6	3	1	1	—	—	—
8139	Business, labor, political, like organizations	151	490	2 182	23	14	3	3	3	—	—	—	—	—
<b>99</b>	<b>Unclassified establishments</b>	<b>8</b>	<b>36</b>	<b>355</b>	<b>15</b>	<b>15</b>	—	—	—	—	—	—	—	—
<b>WATONWAN</b>														
	<b>Total</b>	<b>3 662</b>	<b>19 538</b>	<b>81 321</b>	<b>338</b>	<b>188</b>	<b>73</b>	<b>38</b>	<b>26</b>	<b>8</b>	<b>3</b>	<b>2</b>	—	—
<b>11</b>	<b>Forestry, fishing, hunting, and agriculture support</b>	(A)	(D)	(D)	2	—	2	—	—	—	—	—	—	—
<b>21</b>	<b>Mining</b>	(A)	(D)	(D)	1	—	1	—	—	—	—	—	—	—
<b>22</b>	<b>Utilities</b>	(A)	(D)	(D)	2	1	—	1	—	—	—	—	—	—
<b>23</b>	<b>Construction</b>	<b>195</b>	<b>1 192</b>	<b>5 704</b>	<b>39</b>	<b>23</b>	<b>10</b>	<b>3</b>	<b>3</b>	—	—	—	—	—
<b>31-33</b>	<b>Manufacturing</b>	<b>1 037</b>	<b>6 335</b>	<b>26 152</b>	<b>16</b>	<b>6</b>	<b>2</b>	<b>2</b>	—	<b>3</b>	<b>1</b>	<b>2</b>	—	—
311	Food mfg	(F)	(D)	(D)	4	1	—	—	—	1	1	1	—	—
3116	Animal slaughtering & processing	(F)	(D)	(D)	3	—	—	—	—	1	1	1	—	—
31161	Animal slaughtering & processing	(F)	(D)	(D)	3	—	—	—	—	1	1	1	—	—
323	Printing & related support activities	(C)	(D)	(D)	2	—	—	1	—	1	—	—	—	—
3231	Printing & related support activities	(C)	(D)	(D)	2	—	—	1	—	1	—	—	—	—
32311	Printing	(C)	(D)	(D)	2	—	—	1	—	1	—	—	—	—
336	Transportation equipment mfg	(E)	(D)	(D)	3	—	2	—	—	—	—	1	—	—
3363	Motor vehicle parts mfg	(E)	(D)	(D)	2	—	1	—	—	—	—	1	—	—
33639	Other motor vehicle parts mfg	(E)	(D)	(D)	2	—	1	—	—	—	—	1	—	—
<b>42</b>	<b>Wholesale trade</b>	<b>215</b>	<b>1 342</b>	<b>5 643</b>	<b>20</b>	<b>9</b>	<b>6</b>	<b>1</b>	<b>3</b>	<b>1</b>	—	—	—	—
424	Merchant Wholesalers, Nondurable Goods	(C)	(D)	(D)	13	5	4	1	2	1	—	—	—	—
4245	Farm Product Raw Material Merchant Wholesalers	(C)	(D)	(D)	9	3	3	1	1	1	—	—	—	—
<b>44-45</b>	<b>Retail trade</b>	<b>430</b>	<b>1 520</b>	<b>6 277</b>	<b>54</b>	<b>29</b>	<b>11</b>	<b>10</b>	<b>3</b>	<b>1</b>	—	—	—	—
445	Food & beverage stores	122	367	1 336	11	6	3	—	1	1	—	—	—	—
<b>48-49</b>	<b>Transportation &amp; warehousing</b>	<b>181</b>	<b>1 025</b>	<b>4 232</b>	<b>24</b>	<b>15</b>	<b>3</b>	<b>3</b>	<b>3</b>	—	—	—	—	—
<b>51</b>	<b>Information</b>	<b>43</b>	<b>235</b>	<b>1 031</b>	<b>4</b>	<b>2</b>	—	<b>1</b>	<b>1</b>	—	—	—	—	—
<b>52</b>	<b>Finance &amp; insurance</b>	<b>162</b>	<b>866</b>	<b>4 312</b>	<b>24</b>	<b>13</b>	<b>6</b>	<b>3</b>	<b>2</b>	—	—	—	—	—
522	Credit intermediation & related activities	(C)	(D)	(D)	10	1	4	3	2	—	—	—	—	—
5221	Depository credit intermediation	(C)	(D)	(D)	10	1	4	3	2	—	—	—	—	—
52211	Commercial banking	(C)	(D)	(D)	8	—	4	2	2	—	—	—	—	—
<b>53</b>	<b>Real estate &amp; rental &amp; leasing</b>	<b>4</b>	<b>14</b>	<b>74</b>	<b>5</b>	<b>5</b>	—	—	—	—	—	—	—	—
<b>54</b>	<b>Professional, scientific &amp; technical services</b>	<b>67</b>	<b>562</b>	<b>2 494</b>	<b>12</b>	<b>9</b>	<b>2</b>	—	<b>1</b>	—	—	—	—	—
<b>55</b>	<b>Management of companies &amp; enterprises</b>	<b>(B)</b>	<b>(D)</b>	<b>(D)</b>	<b>1</b>	—	—	—	<b>1</b>	—	—	—	—	—
<b>56</b>	<b>Admin, support, waste mgt, remediation services</b>	<b>119</b>	<b>641</b>	<b>2 936</b>	<b>14</b>	<b>10</b>	—	<b>1</b>	<b>3</b>	—	—	—	—	—
<b>61</b>	<b>Educational services</b>	<b>(A)</b>	<b>(D)</b>	<b>(D)</b>	<b>2</b>	<b>1</b>	<b>1</b>	—	—	—	—	—	—	—
<b>62</b>	<b>Health care and social assistance</b>	<b>574</b>	<b>2 909</b>	<b>11 925</b>	<b>27</b>	<b>13</b>	<b>6</b>	<b>2</b>	<b>2</b>	<b>2</b>	<b>2</b>	—	—	—
622	Hospitals	(C)	(D)	(D)	2	—	—	—	—	2	—	—	—	—
6221	General medical & surgical hospitals	(C)	(D)	(D)	2	—	—	—	—	2	—	—	—	—
62211	General medical & surgical hospitals	(C)	(D)	(D)	2	—	—	—	—	2	—	—	—	—
623	Nursing & residential care facilities	320	1 341	5 410	5	—	1	1	1	—	2	—	—	—
6231	Nursing care facilities	(E)	(D)	(D)	2	—	—	—	—	—	2	—	—	—
62311	Nursing care facilities	(E)	(D)	(D)	2	—	—	—	—	—	2	—	—	—

See footnotes at end of table.

**Table 6. Counties—Employees, Payroll, and Establishments by Industry: 2003—Con.**

[Excludes most government employees, railroad employees, and self-employed persons. Size class 1 to 4 includes establishments with payroll, but no employees, during mid-March pay period. (D) denotes figures withheld to avoid disclosing data for individual companies; the data are included in broader industry totals. Detailed industries with 100 or more employees are shown if industry was not a (D). For explanation of terms, abbreviations, and data reliability/comparability, see introductory text]

NAICS code	Industry	Number of employees for week including March 12	Payroll (\$1,000)		Total number of establishments	Number of establishments by employment-size class								
			First quarter	Annual		1 to 4	5 to 9	10 to 19	20 to 49	50 to 99	100 to 249	250 to 499	500 to 999	1,000 or more
<b>WATONWAN—Con.</b>														
71	Arts, entertainment & recreation .....	(B)	(D)	(D)	7	6	1	—	—	—	—	—	—	—
72	Accommodation & food services .....	251	391	1 734	23	8	5	6	3	1	—	—	—	—
722	Food services & drinking places .....	(C)	(D)	(D)	22	8	5	5	3	1	—	—	—	—
7221	Full-service restaurants .....	105	154	730	12	4	4	2	2	—	—	—	—	—
72211	Full-service restaurants .....	105	154	730	12	4	4	2	2	—	—	—	—	—
722110	Full-service restaurants .....	105	154	730	12	4	4	2	2	—	—	—	—	—
7222	Limited-service eating places .....	(C)	(D)	(D)	7	2	1	2	1	1	—	—	—	—
72221	Limited-service eating places .....	(C)	(D)	(D)	7	2	1	2	1	1	—	—	—	—
81	Other services (except public administration) .....	284	663	2 678	57	35	16	5	1	—	—	—	—	—
813	Religious, grantmaking, civic, prof & like organizations .....	205	312	1 231	34	19	10	4	1	—	—	—	—	—
8131	Religious organizations .....	131	209	815	23	13	8	1	1	—	—	—	—	—
81311	Religious organizations .....	131	209	815	23	13	8	1	1	—	—	—	—	—
813110	Religious organizations .....	131	209	815	23	13	8	1	1	—	—	—	—	—
99	Unclassified establishments .....	10	24	57	4	3	1	—	—	—	—	—	—	—
<b>WILKIN</b>														
	Total .....	1 723	8 562	38 441	173	101	32	23	13	1	3	—	—	—
11	Forestry, fishing, hunting, and agriculture support .....	(A)	(D)	(D)	1	1	—	—	—	—	—	—	—	—
22	Utilities .....	(A)	(D)	(D)	1	1	—	—	—	—	—	—	—	—
23	Construction .....	43	190	1 541	13	8	5	—	—	—	—	—	—	—
31-33	Manufacturing .....	(A)	(D)	(D)	4	3	1	—	—	—	—	—	—	—
42	Wholesale trade .....	248	1 840	8 343	17	6	3	4	4	—	—	—	—	—
424	Merchant Wholesalers, Nondurable Goods .....	(C)	(D)	(D)	14	5	3	3	3	—	—	—	—	—
44-45	Retail trade .....	209	833	3 728	31	14	8	7	2	—	—	—	—	—
48-49	Transportation & warehousing .....	30	99	381	9	8	—	1	—	—	—	—	—	—
51	Information .....	(B)	(D)	(D)	3	1	1	1	—	—	—	—	—	—
52	Finance & insurance .....	(B)	(D)	(D)	16	12	3	1	—	—	—	—	—	—
53	Real estate & rental & leasing .....	7	21	86	4	4	—	—	—	—	—	—	—	—
54	Professional, scientific & technical services .....	180	1 200	6 281	7	4	1	—	1	—	1	—	—	—
541	Professional, scientific & technical services .....	180	1 200	6 281	7	4	1	—	1	—	1	—	—	—
5412	Accounting, tax prep, bookkeep, payroll services .....	(C)	(D)	(D)	2	—	1	—	—	—	1	—	—	—
54121	Accounting, tax prep, bookkeep, payroll services .....	(C)	(D)	(D)	2	—	1	—	—	—	1	—	—	—
56	Admin, support, waste mgt, remediation services .....	(A)	(D)	(D)	3	3	—	—	—	—	—	—	—	—
62	Health care and social assistance .....	539	3 041	12 499	19	10	2	4	—	1	2	—	—	—
622	Hospitals .....	(C)	(D)	(D)	1	—	—	—	—	—	1	—	—	—
6221	General medical & surgical hospitals .....	(C)	(D)	(D)	1	—	—	—	—	—	1	—	—	—
62211	General medical & surgical hospitals .....	(C)	(D)	(D)	1	—	—	—	—	—	1	—	—	—
623	Nursing & residential care facilities .....	253	1 220	4 913	3	—	—	1	—	1	1	—	—	—
6233	Community care facilities for the elderly .....	(C)	(D)	(D)	1	—	—	—	—	—	1	—	—	—
62331	Community care facilities for the elderly .....	(C)	(D)	(D)	1	—	—	—	—	—	1	—	—	—
71	Arts, entertainment & recreation .....	(B)	(D)	(D)	7	6	1	—	—	—	—	—	—	—
72	Accommodation & food services .....	242	371	1 551	15	2	3	5	5	—	—	—	—	—
722	Food services & drinking places .....	(C)	(D)	(D)	14	2	3	4	5	—	—	—	—	—
7221	Full-service restaurants .....	112	192	780	5	—	1	1	3	—	—	—	—	—
72211	Full-service restaurants .....	112	192	780	5	—	1	1	3	—	—	—	—	—
722110	Full-service restaurants .....	112	192	780	5	—	1	1	3	—	—	—	—	—
81	Other services (except public administration) .....	96	255	1 093	23	18	4	—	1	—	—	—	—	—
<b>WINONA</b>														
	Total .....	21 417	132 613	552 740	1 279	627	276	179	110	46	29	9	2	1
11	Forestry, fishing, hunting, and agriculture support .....	(A)	(D)	(D)	5	4	1	—	—	—	—	—	—	—
22	Utilities .....	(B)	(D)	(D)	2	1	—	—	1	—	—	—	—	—
23	Construction .....	638	4 709	24 451	136	100	26	5	3	1	1	—	—	—
236	Construction of Buildings .....	157	1 115	5 584	32	24	7	—	—	1	—	—	—	—
238	Specialty Trade Contractors .....	422	3 031	15 229	97	72	18	4	2	—	1	—	—	—
2382	Building Equipment Contractors .....	315	2 322	11 483	44	27	12	2	2	—	1	—	—	—
23822	Plumbing, Heating, and Air-Conditioning Contractors .....	226	1 638	8 373	25	15	7	1	1	—	1	—	—	—
238220	Plumbing, Heating, and Air-Conditioning Contractors .....	226	1 638	8 373	25	15	7	1	1	—	1	—	—	—

See footnotes at end of table.



**Table 6. Counties—Employees, Payroll, and Establishments by Industry: 2003—Con.**

[Excludes most government employees, railroad employees, and self-employed persons. Size class 1 to 4 includes establishments with payroll, but no employees, during mid-March pay period. (D) denotes figures withheld to avoid disclosing data for individual companies; the data are included in broader industry totals. Detailed industries with 100 or more employees are shown if industry was not a (D). For explanation of terms, abbreviations, and data reliability/comparability, see introductory text]

NAICS code	Industry	Number of employees for week including March 12	Payroll (\$1,000)		Total number of establishments	Number of establishments by employment-size class								
			First quarter	Annual		1 to 4	5 to 9	10 to 19	20 to 49	50 to 99	100 to 249	250 to 499	500 to 999	1,000 or more
<b>WINONA—Con.</b>														
<b>31-33</b>	<b>Manufacturing</b>	<b>5 199</b>	<b>43 128</b>	<b>181 219</b>	<b>113</b>	<b>35</b>	<b>18</b>	<b>13</b>	<b>22</b>	<b>13</b>	<b>7</b>	<b>4</b>	<b>1</b>	<b>-</b>
311	Food mfg	534	4 193	17 821	13	1	4	2	2	2	2	-	-	-
3112	Grain & oilseed milling	(C)	(D)	(D)	3	-	1	-	1	1	-	-	-	-
31121	Flour milling & malt mfg	(C)	(D)	(D)	3	-	1	-	1	1	-	-	-	-
3113	Sugar & confectionery product mfg	(C)	(D)	(D)	1	-	-	-	-	-	1	-	-	-
31134	Nonchocolate confectionery mfg	(C)	(D)	(D)	1	-	-	-	-	-	1	-	-	-
3119	Other food mfg	(C)	(D)	(D)	2	-	-	1	-	-	1	-	-	-
31194	Seasoning & dressing mfg	(C)	(D)	(D)	1	-	-	-	-	-	1	-	-	-
315	Apparel manufacturing	(C)	(D)	(D)	3	2	-	-	-	-	1	-	-	-
3151	Apparel knitting mills	(C)	(D)	(D)	1	-	-	-	-	-	1	-	-	-
31519	Other apparel knitting mills	(C)	(D)	(D)	1	-	-	-	-	-	1	-	-	-
323	Printing & related support activities	363	2 509	11 147	11	4	1	1	1	3	1	-	-	-
3231	Printing & related support activities	363	2 509	11 147	11	4	1	1	1	3	1	-	-	-
32311	Printing	(E)	(D)	(D)	10	3	1	1	1	3	1	-	-	-
323110	Commercial lithographic printing	227	1 749	7 616	6	2	1	-	-	2	1	-	-	-
325	Chemical mfg	(F)	(D)	(D)	4	-	1	1	1	-	-	1	-	-
3259	Other chemical product & preparation mfg	(E)	(D)	(D)	1	-	-	-	-	-	-	1	-	-
32599	All other chemical product & preparation mfg	(E)	(D)	(D)	1	-	-	-	-	-	-	1	-	-
326	Plastics & rubber products mfg	179	1 408	5 829	5	2	-	-	2	-	1	-	-	-
3261	Plastics product mfg	(C)	(D)	(D)	4	2	-	-	1	-	1	-	-	-
32619	Other plastics product mfg	(C)	(D)	(D)	3	1	-	-	1	-	1	-	-	-
331	Primary metal mfg	262	2 221	9 145	7	-	1	1	3	2	-	-	-	-
3315	Foundries	262	2 221	9 145	7	-	1	1	3	2	-	-	-	-
33151	Ferrous metal foundries	(C)	(D)	(D)	5	-	1	1	2	1	-	-	-	-
332	Fabricated metal product mfg	487	4 426	17 139	16	7	3	1	2	2	1	-	-	-
3326	Spring & wire product mfg	(E)	(D)	(D)	2	-	-	-	1	-	1	-	-	-
33261	Spring & wire product mfg	(E)	(D)	(D)	2	-	-	-	1	-	1	-	-	-
333	Machinery mfg	264	2 268	9 686	13	2	4	1	5	1	-	-	-	-
334	Computer & electronic product mfg	1 488	11 875	48 189	4	1	-	-	-	-	-	2	1	-
3344	Semiconductor & oth electronic component mfg	1 488	11 875	48 189	4	1	-	-	-	-	-	2	1	-
33441	Semiconductor & oth electronic component mfg	1 488	11 875	48 189	4	1	-	-	-	-	-	2	1	-
335	Electrical equip, appliance & component mfg	491	4 698	20 694	5	1	-	1	1	-	1	1	-	-
3351	Electric lighting equipment mfg	(C)	(D)	(D)	2	-	-	1	-	-	1	-	-	-
33512	Lighting fixture mfg	(C)	(D)	(D)	2	-	-	1	-	-	1	-	-	-
3353	Electrical equipment mfg	(E)	(D)	(D)	1	-	-	-	-	-	-	1	-	-
33531	Electrical equipment mfg	(E)	(D)	(D)	1	-	-	-	-	-	-	1	-	-
339	Miscellaneous mfg	189	1 037	4 640	10	2	3	2	2	1	-	-	-	-
3399	Other miscellaneous mfg	(C)	(D)	(D)	8	1	3	2	1	1	-	-	-	-
33999	All other misc mfg	117	610	2 913	5	-	2	2	-	1	-	-	-	-
<b>42</b>	<b>Wholesale trade</b>	<b>701</b>	<b>6 777</b>	<b>23 754</b>	<b>58</b>	<b>26</b>	<b>8</b>	<b>15</b>	<b>6</b>	<b>2</b>	<b>1</b>	<b>-</b>	<b>-</b>	<b>-</b>
423	Merchant Wholesalers, Durable Goods	527	5 489	18 064	34	16	2	9	4	2	1	-	-	-
4233	Lumber and Other Construction Materials	(C)	(D)	(D)	3	-	-	2	-	-	1	-	-	-
42331	Lumber, Plywood, Millwork, and Wood Panel Merchant Wholesalers	(C)	(D)	(D)	3	-	-	2	-	-	1	-	-	-
4237	Hardware, and Plumbing and Heating Equipment and Supplies Merchant Wholesale	(C)	(D)	(D)	4	1	1	-	1	1	-	-	-	-
42371	Hardware Merchant Wholesalers	(C)	(D)	(D)	3	-	1	-	1	1	-	-	-	-
4238	Machinery, Equipment, and Supplies Merchant Wholesalers	187	1 195	4 359	12	5	-	4	2	1	-	-	-	-
42382	Farm and Garden Machinery and Equipment Merchant Wholesalers	(C)	(D)	(D)	10	5	-	3	2	-	-	-	-	-
424	Merchant Wholesalers, Nondurable Goods	154	1 144	5 123	20	9	3	6	2	-	-	-	-	-
<b>44-45</b>	<b>Retail trade</b>	<b>2 626</b>	<b>11 297</b>	<b>50 866</b>	<b>203</b>	<b>83</b>	<b>52</b>	<b>42</b>	<b>15</b>	<b>5</b>	<b>6</b>	<b>-</b>	<b>-</b>	<b>-</b>
441	Motor vehicle & parts dealers	382	2 533	11 740	27	11	4	4	6	2	-	-	-	-
4411	Automobile dealers	254	1 954	8 873	12	4	-	2	4	2	-	-	-	-
44111	New car dealers	210	1 667	7 604	6	-	-	1	3	2	-	-	-	-
441110	New car dealers	210	1 667	7 604	6	-	-	1	3	2	-	-	-	-
4413	Automotive parts, accessories & tire stores	(C)	(D)	(D)	12	4	4	2	2	-	-	-	-	-
44131	Automotive parts, accessories & tire stores	111	507	2 541	11	4	3	2	2	-	-	-	-	-
441310	Automotive parts, accessories & tire stores	111	507	2 541	11	4	3	2	2	-	-	-	-	-
444	Bldg material & garden equip & supp dealers	185	1 156	7 256	26	11	9	4	2	-	-	-	-	-
4441	Building material & supplies dealers	147	879	5 692	18	7	6	3	2	-	-	-	-	-
44419	Other building material dealers	114	762	3 298	12	4	4	2	2	-	-	-	-	-
444190	Other building material dealers	114	762	3 298	12	4	4	2	2	-	-	-	-	-
445	Food & beverage stores	580	1 759	7 392	26	10	4	5	4	1	2	-	-	-
4451	Grocery stores	(E)	(D)	(D)	11	2	-	3	3	1	2	-	-	-
44511	Grocery (except convenience) stores	473	1 449	6 085	9	-	-	3	3	1	2	-	-	-
445110	Grocery (except convenience) stores	473	1 449	6 085	9	-	-	3	3	1	2	-	-	-
447	Gasoline stations	282	1 052	4 562	25	2	7	15	1	-	-	-	-	-
4471	Gasoline stations	282	1 052	4 562	25	2	7	15	1	-	-	-	-	-
44711	Gasoline stations with convenience stores	232	790	3 526	19	1	4	13	1	-	-	-	-	-
447110	Gasoline stations with convenience stores	232	790	3 526	19	1	4	13	1	-	-	-	-	-
448	Clothing & clothing accessories stores	163	433	1 843	18	7	8	2	-	1	-	-	-	-
4481	Clothing stores	122	342	1 324	12	5	5	1	-	1	-	-	-	-

See footnotes at end of table.

**Table 6. Counties—Employees, Payroll, and Establishments by Industry: 2003—Con.**

[Excludes most government employees, railroad employees, and self-employed persons. Size class 1 to 4 includes establishments with payroll, but no employees, during mid-March pay period. (D) denotes figures withheld to avoid disclosing data for individual companies; the data are included in broader industry totals. Detailed industries with 100 or more employees are shown if industry was not a (D). For explanation of terms, abbreviations, and data reliability/comparability, see introductory text]

NAICS code	Industry	Number of employees for week including March 12	Payroll (\$1,000)		Total number of establishments	Number of establishments by employment-size class								
			First quarter	Annual		1 to 4	5 to 9	10 to 19	20 to 49	50 to 99	100 to 249	250 to 499	500 to 999	1,000 or more
<b>WINONA—Con.</b>														
<b>44-45</b>	<b>Retail trade—Con.</b>													
452	General merchandise stores .....	527	1 819	7 584	7	1	2	—	—	—	4	—	—	—
4521	Department stores .....	(E)	(D)	(D)	3	—	—	—	—	—	3	—	—	—
45211	Department stores .....	(E)	(D)	(D)	3	—	—	—	—	—	3	—	—	—
4529	Other general merchandise stores .....	(C)	(D)	(D)	4	1	2	—	—	—	1	—	—	—
45299	All other general merchandise stores .....	(C)	(D)	(D)	4	1	2	—	—	—	1	—	—	—
454	Nonstore retailers .....	182	895	3 977	14	8	2	2	1	1	—	—	—	—
<b>48-49</b>	<b>Transportation &amp; warehousing .....</b>	<b>928</b>	<b>5 555</b>	<b>23 751</b>	<b>67</b>	<b>36</b>	<b>12</b>	<b>9</b>	<b>6</b>	<b>2</b>	<b>2</b>	—	—	—
484	Truck transportation .....	375	2 266	10 533	44	27	8	4	3	2	—	—	—	—
4841	General freight trucking .....	145	1 193	5 178	24	15	5	1	3	—	—	—	—	—
48412	General freight trucking, long-distance .....	125	1 064	4 553	14	7	3	1	3	—	—	—	—	—
4842	Specialized freight trucking .....	230	1 073	5 355	20	12	3	3	—	2	—	—	—	—
48422	Specialized freight (exc used) trucking, local ..	149	547	3 086	12	6	3	2	—	1	—	—	—	—
484220	Specialized freight (exc used) trucking, local ..	149	547	3 086	12	6	3	2	—	1	—	—	—	—
485	Transit & ground passenger transportation .....	129	429	1 413	10	2	3	3	2	—	—	—	—	—
493	Warehousing & storage .....	(E)	(D)	(D)	5	3	—	—	—	—	2	—	—	—
4931	Warehousing & storage .....	(E)	(D)	(D)	5	3	—	—	—	—	2	—	—	—
49311	General warehousing & storage .....	(C)	(D)	(D)	2	1	—	—	—	—	1	—	—	—
49319	Other warehousing & storage .....	(C)	(D)	(D)	2	1	—	—	—	—	1	—	—	—
<b>51</b>	<b>Information .....</b>	<b>852</b>	<b>5 710</b>	<b>22 561</b>	<b>20</b>	<b>5</b>	<b>4</b>	—	<b>4</b>	<b>5</b>	<b>2</b>	—	—	—
511	Publishing industries .....	200	1 020	4 473	4	—	1	—	—	3	—	—	—	—
5111	Newspaper, periodical, book, database publishers .....	200	1 020	4 473	4	—	1	—	—	3	—	—	—	—
51111	Newspaper publishers .....	(C)	(D)	(D)	2	—	—	—	—	2	—	—	—	—
512	Motion picture & sound recording industries .....	(E)	(D)	(D)	2	—	—	—	1	—	1	—	—	—
5122	Sound recording industries .....	(C)	(D)	(D)	1	—	—	—	—	—	1	—	—	—
51223	Music publishers .....	(C)	(D)	(D)	1	—	—	—	—	—	1	—	—	—
517	Telecommunications .....	309	2 566	9 403	12	5	3	—	2	1	1	—	—	—
5171	Wired Telecommunications Carriers .....	259	2 233	8 199	8	4	1	—	1	1	1	—	—	—
51711	Wired Telecommunications Carriers .....	259	2 233	8 199	8	4	1	—	1	1	1	—	—	—
517110	Wired Telecommunications Carriers .....	259	2 233	8 199	8	4	1	—	1	1	1	—	—	—
<b>52</b>	<b>Finance &amp; insurance .....</b>	<b>634</b>	<b>5 788</b>	<b>22 345</b>	<b>65</b>	<b>45</b>	<b>7</b>	<b>6</b>	<b>5</b>	<b>1</b>	<b>1</b>	—	—	—
522	Credit intermediation & related activities .....	522	4 606	17 370	26	9	5	6	4	1	1	—	—	—
5221	Depository credit intermediation .....	491	4 506	16 946	20	4	5	6	3	1	1	—	—	—
52211	Commercial banking .....	453	4 274	16 027	16	3	4	4	3	1	1	—	—	—
522110	Commercial banking .....	453	4 274	16 027	16	3	4	4	3	1	1	—	—	—
<b>53</b>	<b>Real estate &amp; rental &amp; leasing .....</b>	<b>149</b>	<b>647</b>	<b>2 971</b>	<b>47</b>	<b>37</b>	<b>8</b>	<b>2</b>	—	—	—	—	—	—
<b>54</b>	<b>Professional, scientific &amp; technical services .....</b>	<b>831</b>	<b>3 878</b>	<b>16 919</b>	<b>84</b>	<b>51</b>	<b>22</b>	<b>8</b>	<b>2</b>	—	—	<b>1</b>	—	—
541	Professional, scientific & technical services .....	831	3 878	16 919	84	51	22	8	2	—	—	1	—	—
5419	Oth professional, scientific, technical services ..	532	1 925	8 173	13	6	2	3	1	—	—	1	—	—
54192	Photographic services .....	(E)	(D)	(D)	2	1	—	—	—	—	—	1	—	—
<b>55</b>	<b>Management of companies &amp; enterprises ..</b>	<b>1 059</b>	<b>11 249</b>	<b>42 252</b>	<b>10</b>	<b>2</b>	<b>2</b>	<b>1</b>	—	—	<b>3</b>	<b>2</b>	—	—
551	Management of companies & enterprises .....	1 059	11 249	42 252	10	2	2	1	—	—	3	2	—	—
5511	Management of companies & enterprises .....	1 059	11 249	42 252	10	2	2	1	—	—	3	2	—	—
55111	Management of companies & enterprises .....	1 059	11 249	42 252	10	2	2	1	—	—	3	2	—	—
551114	Corp. subsidiary & regional managing offices .....	1 059	11 249	42 252	10	2	2	1	—	—	3	2	—	—
<b>56</b>	<b>Admin. support, waste mgt, remediation services .....</b>	<b>450</b>	<b>2 083</b>	<b>8 649</b>	<b>39</b>	<b>23</b>	<b>10</b>	<b>2</b>	<b>2</b>	—	<b>2</b>	—	—	—
561	Administrative & support services .....	433	1 964	8 155	36	21	10	1	2	—	2	—	—	—
5613	Employment services .....	271	773	3 888	5	1	1	1	—	—	2	—	—	—
56132	Temporary help services .....	(E)	(D)	(D)	4	1	—	—	—	—	2	—	—	—
<b>61</b>	<b>Educational services .....</b>	<b>1 414</b>	<b>7 174</b>	<b>28 187</b>	<b>15</b>	<b>4</b>	<b>3</b>	<b>2</b>	<b>3</b>	<b>2</b>	—	—	—	<b>1</b>
611	Educational services .....	1 414	7 174	28 187	15	4	3	2	3	2	—	—	—	1
6111	Elementary & secondary schools .....	299	1 830	7 249	9	1	1	2	3	2	—	—	—	—
61111	Elementary & secondary schools .....	299	1 830	7 249	9	1	1	2	3	2	—	—	—	—
611110	Elementary & secondary schools .....	299	1 830	7 249	9	1	1	2	3	2	—	—	—	—
6113	Colleges, universities & professional schools ...	(G)	(D)	(D)	1	—	—	—	—	—	—	—	—	1
61131	Colleges, universities & professional schools ...	(G)	(D)	(D)	1	—	—	—	—	—	—	—	—	1
<b>62</b>	<b>Health care and social assistance .....</b>	<b>2 981</b>	<b>16 473</b>	<b>70 486</b>	<b>126</b>	<b>39</b>	<b>38</b>	<b>27</b>	<b>10</b>	<b>6</b>	<b>3</b>	<b>2</b>	<b>1</b>	—
621	Ambulatory health care services .....	719	5 800	25 556	52	19	18	7	6	—	2	—	—	—
6211	Offices of physicians .....	279	3 256	14 226	10	4	1	3	1	—	1	—	—	—
62111	Offices of physicians .....	279	3 256	14 226	10	4	1	3	1	—	1	—	—	—
6212	Offices of dentists .....	142	1 108	4 802	18	4	10	3	1	—	—	—	—	—
62121	Offices of dentists .....	142	1 108	4 802	18	4	10	3	1	—	—	—	—	—
621210	Offices of dentists .....	142	1 108	4 802	18	4	10	3	1	—	—	—	—	—
6213	Offices of other health practitioners .....	(C)	(D)	(D)	18	10	6	1	1	—	—	—	—	—
6214	Outpatient care centers .....	(C)	(D)	(D)	3	1	1	—	—	—	1	—	—	—
62149	Other outpatient care centers .....	(C)	(D)	(D)	2	—	1	—	—	—	1	—	—	—
622	Hospitals .....	(F)	(D)	(D)	1	—	—	—	—	—	—	—	1	—
6221	General medical & surgical hospitals .....	(F)	(D)	(D)	1	—	—	—	—	—	—	—	1	—
62211	General medical & surgical hospitals .....	(F)	(D)	(D)	1	—	—	—	—	—	—	—	1	—

See footnotes at end of table.

**Table 6. Counties—Employees, Payroll, and Establishments by Industry: 2003—Con.**

[Excludes most government employees, railroad employees, and self-employed persons. Size class 1 to 4 includes establishments with payroll, but no employees, during mid-March pay period. (D) denotes figures withheld to avoid disclosing data for individual companies; the data are included in broader industry totals. Detailed industries with 100 or more employees are shown if industry was not a (D). For explanation of terms, abbreviations, and data reliability/comparability, see introductory text]

NAICS code	Industry	Number of employees for week including March 12	Payroll (\$1,000)		Total number of establishments	Number of establishments by employment-size class								
			First quarter	Annual		1 to 4	5 to 9	10 to 19	20 to 49	50 to 99	100 to 249	250 to 499	500 to 999	1,000 or more
<b>WINONA—Con.</b>														
<b>62 Health care and social assistance—Con.</b>														
623	Nursing & residential care facilities .....	1 067	5 036	20 242	36	3	11	14	1	5	1	1	—	—
6231	Nursing care facilities .....	682	3 902	15 497	7	—	1	—	—	4	1	1	—	—
62311	Nursing care facilities .....	682	3 902	15 497	7	—	1	—	—	4	1	1	—	—
623110	Nursing care facilities .....	682	3 902	15 497	7	—	1	—	—	4	1	1	—	—
6232	Residential mental retardation, health facil .....	143	522	2 220	17	3	7	7	—	—	—	—	—	—
62321	Residential mental retardation facilities .....	(C)	(D)	(D)	14	1	6	7	—	—	—	—	—	—
6233	Community care facilities for the elderly .....	199	491	2 010	8	—	1	5	1	1	—	—	—	—
62331	Community care facilities for the elderly .....	199	491	2 010	8	—	1	5	1	1	—	—	—	—
623312	Homes for the elderly .....	199	491	2 010	8	—	1	5	1	1	—	—	—	—
624	Social assistance .....	(F)	(D)	(D)	37	17	9	6	3	1	—	1	—	—
6241	Individual & family services .....	177	633	2 685	20	6	8	4	2	—	—	—	—	—
62412	Services for elderly & disabled persons .....	110	341	1 567	11	5	1	3	2	—	—	—	—	—
624120	Services for elderly & disabled persons .....	110	341	1 567	11	5	1	3	2	—	—	—	—	—
6243	Vocational rehabilitation services .....	(E)	(D)	(D)	2	—	—	—	—	1	—	1	—	—
62431	Vocational rehabilitation services .....	(E)	(D)	(D)	2	—	—	—	—	1	—	1	—	—
<b>71</b>	<b>Arts, entertainment &amp; recreation .....</b>	<b>284</b>	<b>645</b>	<b>3 295</b>	<b>27</b>	<b>12</b>	<b>6</b>	<b>6</b>	<b>2</b>	<b>1</b>	<b>—</b>	<b>—</b>	<b>—</b>	<b>—</b>
713	Amusement, gambling & recreation industries .....	(E)	(D)	(D)	24	10	5	6	2	1	—	—	—	—
7139	Other amusement & recreation industries .....	269	607	3 130	22	9	4	6	2	1	—	—	—	—
71394	Fitness & recreational sports centers .....	158	245	937	11	5	3	1	1	1	—	—	—	—
713940	Fitness & recreational sports centers .....	158	245	937	11	5	3	1	1	1	—	—	—	—
<b>72</b>	<b>Accommodation &amp; food services .....</b>	<b>1 777</b>	<b>3 840</b>	<b>15 758</b>	<b>117</b>	<b>42</b>	<b>23</b>	<b>21</b>	<b>22</b>	<b>8</b>	<b>1</b>	<b>—</b>	<b>—</b>	<b>—</b>
721	Accommodation .....	188	417	1 783	16	10	1	2	2	1	—	—	—	—
7211	Traveler accommodation .....	(C)	(D)	(D)	13	8	—	2	2	1	—	—	—	—
72111	Hotels (exc casino hotels) & motels .....	180	397	1 698	12	7	—	2	2	1	—	—	—	—
721110	Hotels (exc casino hotels) & motels .....	180	397	1 698	12	7	—	2	2	1	—	—	—	—
722	Food services & drinking places .....	1 589	3 423	13 975	101	32	22	19	20	7	1	—	—	—
7221	Full-service restaurants .....	632	1 330	5 690	36	9	6	10	8	3	—	—	—	—
72211	Full-service restaurants .....	632	1 330	5 690	36	9	6	10	8	3	—	—	—	—
722110	Full-service restaurants .....	632	1 330	5 690	36	9	6	10	8	3	—	—	—	—
7222	Limited-service eating places .....	664	1 183	4 764	38	7	10	8	10	2	1	—	—	—
72221	Limited-service eating places .....	664	1 183	4 764	38	7	10	8	10	2	1	—	—	—
722211	Limited-service restaurants .....	643	1 160	4 600	33	5	7	8	10	2	1	—	—	—
7223	Special food services .....	163	710	2 668	4	2	—	—	—	2	—	—	—	—
72231	Food service contractors .....	(C)	(D)	(D)	3	1	—	—	—	2	—	—	—	—
7224	Drinking places (alcoholic beverages) .....	130	200	853	23	14	6	1	2	—	—	—	—	—
72241	Drinking places (alcoholic beverages) .....	130	200	853	23	14	6	1	2	—	—	—	—	—
722410	Drinking places (alcoholic beverages) .....	130	200	853	23	14	6	1	2	—	—	—	—	—
<b>81</b>	<b>Other services (except public administration) .....</b>	<b>837</b>	<b>2 829</b>	<b>11 563</b>	<b>137</b>	<b>75</b>	<b>35</b>	<b>20</b>	<b>7</b>	<b>—</b>	<b>—</b>	<b>—</b>	<b>—</b>	<b>—</b>
811	Repair & maintenance .....	152	851	3 354	32	22	5	4	1	—	—	—	—	—
8111	Automotive repair & maintenance .....	135	730	2 880	27	18	4	4	1	—	—	—	—	—
812	Personal & laundry services .....	161	615	2 648	30	16	9	4	1	—	—	—	—	—
8121	Personal care services .....	110	337	1 414	14	5	4	4	1	—	—	—	—	—
813	Religious, grantmaking, civic, prof & like organizations .....	524	1 363	5 561	75	37	21	12	5	—	—	—	—	—
8131	Religious organizations .....	323	1 063	4 363	49	26	14	5	4	—	—	—	—	—
81311	Religious organizations .....	323	1 063	4 363	49	26	14	5	4	—	—	—	—	—
813110	Religious organizations .....	323	1 063	4 363	49	26	14	5	4	—	—	—	—	—
8134	Civic & social organizations .....	117	207	767	15	4	5	6	—	—	—	—	—	—
81341	Civic & social organizations .....	117	207	767	15	4	5	6	—	—	—	—	—	—
813410	Civic & social organizations .....	117	207	767	15	4	5	6	—	—	—	—	—	—
<b>99</b>	<b>Unclassified establishments .....</b>	<b>(A)</b>	<b>(D)</b>	<b>(D)</b>	<b>8</b>	<b>7</b>	<b>1</b>	<b>—</b>	<b>—</b>	<b>—</b>	<b>—</b>	<b>—</b>	<b>—</b>	<b>—</b>
<b>WRIGHT</b>														
	<b>Total .....</b>	<b>27 809</b>	<b>175 083</b>	<b>791 747</b>	<b>2 805</b>	<b>1 647</b>	<b>497</b>	<b>349</b>	<b>215</b>	<b>61</b>	<b>29</b>	<b>7</b>	<b>—</b>	<b>—</b>
<b>11</b>	<b>Forestry, fishing, hunting, and agriculture support .....</b>	<b>78</b>	<b>445</b>	<b>1 856</b>	<b>12</b>	<b>10</b>	<b>1</b>	<b>—</b>	<b>—</b>	<b>1</b>	<b>—</b>	<b>—</b>	<b>—</b>	<b>—</b>
<b>21</b>	<b>Mining .....</b>	<b>(B)</b>	<b>(D)</b>	<b>(D)</b>	<b>5</b>	<b>3</b>	<b>1</b>	<b>—</b>	<b>1</b>	<b>—</b>	<b>—</b>	<b>—</b>	<b>—</b>	<b>—</b>
<b>22</b>	<b>Utilities .....</b>	<b>326</b>	<b>4 434</b>	<b>19 313</b>	<b>9</b>	<b>2</b>	<b>4</b>	<b>1</b>	<b>—</b>	<b>—</b>	<b>2</b>	<b>—</b>	<b>—</b>	<b>—</b>
221	Utilities .....	326	4 434	19 313	9	2	4	1	—	—	2	—	—	—
2211	Elec pwr generation, transmsn & distribution .....	(E)	(D)	(D)	4	1	1	—	—	—	2	—	—	—
22112	Electric pwr transmsn, control & distribution .....	(E)	(D)	(D)	4	1	1	—	—	—	2	—	—	—

See footnotes at end of table.

**Table 6. Counties—Employees, Payroll, and Establishments by Industry: 2003—Con.**

[Excludes most government employees, railroad employees, and self-employed persons. Size class 1 to 4 includes establishments with payroll, but no employees, during mid-March pay period. (D) denotes figures withheld to avoid disclosing data for individual companies; the data are included in broader industry totals. Detailed industries with 100 or more employees are shown if industry was not a (D). For explanation of terms, abbreviations, and data reliability/comparability, see introductory text]

NAICS code	Industry	Number of employees for week including March 12	Payroll (\$1,000)		Total number of establishments	Number of establishments by employment-size class								
			First quarter	Annual		1 to 4	5 to 9	10 to 19	20 to 49	50 to 99	100 to 249	250 to 499	500 to 999	1,000 or more
<b>WRIGHT—Con.</b>														
<b>23</b>	<b>Construction</b>	<b>3 131</b>	<b>24 443</b>	<b>149 295</b>	<b>597</b>	<b>429</b>	<b>97</b>	<b>45</b>	<b>18</b>	<b>4</b>	<b>4</b>	—	—	—
236	Construction of Buildings	494	2 972	15 316	137	109	21	4	2	—	1	—	—	—
2361	Residential Building Construction	311	1 967	9 612	120	100	16	3	1	—	—	—	—	—
23611	Residential Building Construction	311	1 967	9 612	120	100	16	3	1	—	—	—	—	—
236115	New Single-Family Housing Construction (except Operative Builders)	245	1 595	7 653	81	65	12	3	1	—	—	—	—	—
2362	Nonresidential Building Construction	183	1 005	5 704	17	9	5	1	1	—	1	—	—	—
23622	Commercial and Institutional Building Construction	183	1 005	5 704	17	9	5	1	1	—	1	—	—	—
236220	Commercial and Institutional Building Construction	183	1 005	5 704	17	9	5	1	1	—	1	—	—	—
237	Heavy and Civil Engineering Construction	431	4 459	43 819	48	31	10	2	3	1	1	—	—	—
2371	Utility System Construction	208	2 372	14 782	29	18	7	1	2	1	—	—	—	—
23713	Power and Communication Line and Related Structures Construction	127	1 482	8 285	8	5	—	—	—	—	—	—	—	—
237130	Power and Communication Line and Related Structures Construction	127	1 482	8 285	8	5	—	—	—	—	—	—	—	—
2373	Highway, Street, and Bridge Construction	177	1 842	27 621	8	5	1	1	—	—	1	—	—	—
23731	Highway, Street, and Bridge Construction	177	1 842	27 621	8	5	1	1	—	—	1	—	—	—
237310	Highway, Street, and Bridge Construction	177	1 842	27 621	8	5	1	1	—	—	1	—	—	—
238	Specialty Trade Contractors	2 206	17 012	90 160	412	289	66	39	13	3	2	—	—	—
2381	Foundation, Structure, and Building Exterior Contractors	853	6 351	36 087	114	75	20	12	5	—	2	—	—	—
23813	Framing Contractors	297	2 162	9 683	31	21	5	2	2	—	1	—	—	—
238130	Framing Contractors	297	2 162	9 683	31	21	5	2	2	—	1	—	—	—
23814	Masonry Contractors	283	2 164	14 395	22	14	4	2	1	—	1	—	—	—
238140	Masonry Contractors	283	2 164	14 395	22	14	4	2	1	—	1	—	—	—
2382	Building Equipment Contractors	585	5 143	24 894	109	71	22	10	6	—	—	—	—	—
23821	Electrical Contractors	(C)	(D)	(D)	49	30	12	5	2	—	—	—	—	—
23822	Plumbing, Heating, and Air-Conditioning Contractors	332	2 922	13 395	58	40	9	5	4	—	—	—	—	—
238220	Plumbing, Heating, and Air-Conditioning Contractors	332	2 922	13 395	58	40	9	5	4	—	—	—	—	—
2383	Building Finishing Contractors	534	4 102	20 047	118	86	16	12	2	2	—	—	—	—
23831	Drywall and Insulation Contractors	175	1 490	6 419	27	16	7	2	1	1	—	—	—	—
238310	Drywall and Insulation Contractors	175	1 490	6 419	27	16	7	2	1	1	—	—	—	—
23832	Painting and Wall Covering Contractors	145	817	4 276	37	27	5	4	1	—	—	—	—	—
238320	Painting and Wall Covering Contractors	145	817	4 276	37	27	5	4	1	—	—	—	—	—
23835	Finish Carpentry Contractors	109	1 043	5 370	26	22	1	2	—	1	—	—	—	—
238350	Finish Carpentry Contractors	109	1 043	5 370	26	22	1	2	—	1	—	—	—	—
2389	Other Specialty Trade Contractors	234	1 416	9 132	71	57	8	5	—	1	—	—	—	—
23891	Site Preparation Contractors	143	1 136	6 082	43	33	6	4	—	—	—	—	—	—
238910	Site Preparation Contractors	143	1 136	6 082	43	33	6	4	—	—	—	—	—	—
<b>31-33</b>	<b>Manufacturing</b>	<b>4 800</b>	<b>41 637</b>	<b>172 086</b>	<b>196</b>	<b>76</b>	<b>34</b>	<b>32</b>	<b>32</b>	<b>14</b>	<b>5</b>	<b>3</b>	—	—
311	Food mfg	902	7 512	29 748	14	5	1	2	2	1	2	1	—	—
3114	Fruit & veg preserving & specialty food mfg	(E)	(D)	(D)	2	—	—	—	—	—	2	—	—	—
31141	Frozen food mfg	(C)	(D)	(D)	1	—	—	—	—	—	1	—	—	—
31142	Fruit & veg canning, pickling & drying	(C)	(D)	(D)	1	—	—	—	—	—	1	—	—	—
3119	Other food mfg	(E)	(D)	(D)	7	3	—	2	1	—	—	1	—	—
31199	All other food mfg	(E)	(D)	(D)	4	—	—	2	1	—	—	1	—	—
321	Wood product mfg	290	2 427	10 925	9	1	3	1	1	2	1	—	—	—
3212	Veneer, plywood & engineered wood product mfg	227	2 065	9 299	3	—	—	—	—	2	1	—	—	—
32121	Veneer, plywood & engineered wood product mfg	227	2 065	9 299	3	—	—	—	—	2	1	—	—	—
326	Plastics & rubber products mfg	391	2 944	12 143	13	2	3	2	4	1	1	—	—	—
3261	Plastics product mfg	391	2 944	12 143	13	2	3	2	4	1	1	—	—	—
32619	Other plastics product mfg	(E)	(D)	(D)	12	2	3	2	4	—	1	—	—	—
327	Nonmetallic mineral product mfg	192	1 517	9 688	10	1	2	5	1	1	—	—	—	—
331	Primary metal mfg	(C)	(D)	(D)	4	—	1	—	2	1	—	—	—	—
3315	Foundries	(C)	(D)	(D)	4	—	1	—	2	1	—	—	—	—
33152	Nonferrous metal foundries	(C)	(D)	(D)	4	—	1	—	2	1	—	—	—	—
332	Fabricated metal product mfg	812	8 428	34 358	45	21	6	7	6	4	1	—	—	—
3323	Architectural & structural metals mfg	300	3 115	12 762	5	1	1	—	—	2	1	—	—	—
33232	Ornamental & architectural metal prod mfg	(E)	(D)	(D)	4	—	1	—	—	2	1	—	—	—
3327	Mach shops, turn prod, screw, nut, bolt mfg	338	3 680	14 626	26	13	3	4	5	1	—	—	—	—
33271	Machine shops	282	3 204	12 617	20	11	1	3	4	1	—	—	—	—
332710	Machine shops	282	3 204	12 617	20	11	1	3	4	1	—	—	—	—
333	Machinery mfg	444	4 094	16 534	23	7	3	5	6	2	—	—	—	—
3335	Metalworking machinery mfg	128	1 058	5 276	10	4	1	3	1	1	—	—	—	—
33351	Metalworking machinery mfg	128	1 058	5 276	10	4	1	3	1	1	—	—	—	—
334	Computer & electronic product mfg	197	1 450	6 565	8	2	—	3	2	1	—	—	—	—
3344	Semiconductor & oth electronic component mfg	142	945	4 584	4	1	—	1	1	1	—	—	—	—
33441	Semiconductor & oth electronic component mfg	142	945	4 584	4	1	—	1	1	1	—	—	—	—
337	Furniture & related product mfg	567	4 004	16 503	21	11	6	1	1	1	—	1	—	—
3371	HH & institutional furniture & kitchen cabinet mfg	(F)	(D)	(D)	19	10	5	1	1	1	—	1	—	—
33711	Wood kitchen cabinet & countertop mfg	533	3 825	15 734	13	6	4	—	1	1	—	1	—	—
337110	Wood kitchen cabinet & countertop mfg	533	3 825	15 734	13	6	4	—	1	1	—	1	—	—

See footnotes at end of table.

**Table 6. Counties—Employees, Payroll, and Establishments by Industry: 2003—Con.**

[Excludes most government employees, railroad employees, and self-employed persons. Size class 1 to 4 includes establishments with payroll, but no employees, during mid-March pay period. (D) denotes figures withheld to avoid disclosing data for individual companies; the data are included in broader industry totals. Detailed industries with 100 or more employees are shown if industry was not a (D). For explanation of terms, abbreviations, and data reliability/comparability, see introductory text]

NAICS code	Industry	Number of employees for week including March 12	Payroll (\$1,000)		Total number of establishments	Number of establishments by employment-size class								
			First quarter	Annual		1 to 4	5 to 9	10 to 19	20 to 49	50 to 99	100 to 249	250 to 499	500 to 999	1,000 or more
<b>WRIGHT—Con.</b>														
<b>31-33 Manufacturing—Con.</b>														
339	Miscellaneous mfg .....	496	5 169	18 554	14	7	3	2	1	—	—	1	—	—
3399	Other miscellaneous mfg .....	(E)	(D)	(D)	12	5	3	2	1	—	—	1	—	—
33992	Sporting & athletic goods mfg .....	(E)	(D)	(D)	4	2	—	—	1	—	—	1	—	—
<b>42</b>	<b>Wholesale trade .....</b>	<b>1 083</b>	<b>11 608</b>	<b>48 610</b>	<b>100</b>	<b>62</b>	<b>13</b>	<b>12</b>	<b>11</b>	<b>1</b>	<b>—</b>	<b>1</b>	<b>—</b>	<b>—</b>
423	Merchant Wholesalers, Durable Goods .....	477	4 540	19 305	57	35	8	5	8	1	—	—	—	—
4238	Machinery, Equipment, and Supplies Merchant Wholesalers .....	114	981	4 394	13	8	1	1	3	—	—	—	—	—
424	Merchant Wholesalers, Nondurable Goods .....	560	6 651	26 930	25	13	1	7	3	—	—	1	—	—
4244	Grocery and Related Product Wholesalers .....	(E)	(D)	(D)	4	3	—	—	—	—	—	1	—	—
42447	Meat and Meat Product Merchant Wholesalers .....	(E)	(D)	(D)	2	1	—	—	—	—	—	1	—	—
<b>44-45</b>	<b>Retail trade .....</b>	<b>5 661</b>	<b>27 825</b>	<b>113 459</b>	<b>439</b>	<b>178</b>	<b>114</b>	<b>85</b>	<b>39</b>	<b>14</b>	<b>8</b>	<b>1</b>	<b>—</b>	<b>—</b>
441	Motor vehicle & parts dealers .....	1 093	9 859	39 195	66	26	13	14	7	4	2	—	—	—
4411	Automobile dealers .....	762	7 656	29 614	26	11	1	2	6	4	2	—	—	—
44111	New car dealers .....	725	7 478	28 675	16	3	—	1	6	4	2	—	—	—
441110	New car dealers .....	725	7 478	28 675	16	3	—	1	6	4	2	—	—	—
4412	Other motor vehicle dealers .....	139	1 012	4 728	16	7	3	5	1	—	—	—	—	—
44122	Motorcycle & boat & other MV dealers .....	107	922	4 273	9	2	3	3	1	—	—	—	—	—
4413	Automotive parts, accessories & tire stores .....	192	1 191	4 853	24	8	9	7	—	—	—	—	—	—
44131	Automotive parts, accessories & tire stores .....	(C)	(D)	(D)	21	7	9	5	—	—	—	—	—	—
442	Furniture & home furnishing stores .....	191	1 001	4 358	27	13	7	6	—	1	—	—	—	—
4422	Home furnishings stores .....	116	617	2 632	21	10	5	6	—	—	—	—	—	—
444	Bldg material & garden equip & supp dealers .....	404	2 618	11 349	55	27	15	7	6	—	—	—	—	—
4441	Building material & supplies dealers .....	325	2 361	9 847	35	13	11	6	5	—	—	—	—	—
44419	Other building material dealers .....	236	2 054	8 577	21	9	4	3	5	—	—	—	—	—
444190	Other building material dealers .....	236	2 054	8 577	21	9	4	3	5	—	—	—	—	—
445	Food & beverage stores .....	1 230	4 181	17 091	50	11	15	12	4	5	3	—	—	—
4451	Grocery stores .....	1 001	3 404	13 717	21	3	3	4	3	5	3	—	—	—
44511	Grocery (except convenience) stores .....	958	3 334	13 433	16	2	—	4	2	5	3	—	—	—
445110	Grocery (except convenience) stores .....	958	3 334	13 433	16	2	—	4	2	5	3	—	—	—
4453	Beer, wine & liquor stores .....	151	460	1 991	16	2	7	6	1	—	—	—	—	—
44531	Beer, wine & liquor stores .....	151	460	1 991	16	2	7	6	1	—	—	—	—	—
445310	Beer, wine & liquor stores .....	151	460	1 991	16	2	7	6	1	—	—	—	—	—
446	Health & personal care stores .....	194	871	3 571	16	6	2	2	6	—	—	—	—	—
4461	Health & personal care stores .....	194	871	3 571	16	6	2	2	6	—	—	—	—	—
44611	Pharmacies & drug stores .....	161	806	3 194	9	—	2	2	5	—	—	—	—	—
446110	Pharmacies & drug stores .....	161	806	3 194	9	—	2	2	5	—	—	—	—	—
447	Gasoline stations .....	806	3 029	12 095	53	10	13	21	8	—	1	—	—	—
4471	Gasoline stations .....	806	3 029	12 095	53	10	13	21	8	—	1	—	—	—
44711	Gasoline stations with convenience stores .....	540	2 057	7 941	43	8	9	19	7	—	—	—	—	—
447110	Gasoline stations with convenience stores .....	540	2 057	7 941	43	8	9	19	7	—	—	—	—	—
44719	Other gasoline stations .....	266	972	4 154	10	2	4	2	1	—	1	—	—	—
447190	Other gasoline stations .....	266	972	4 154	10	2	4	2	1	—	1	—	—	—
448	Clothing & clothing accessories stores .....	752	2 383	9 958	61	19	20	11	7	4	—	—	—	—
4481	Clothing stores .....	627	1 866	7 699	44	13	14	7	6	4	—	—	—	—
44814	Family clothing stores .....	428	1 332	5 341	18	4	5	1	4	4	—	—	—	—
448140	Family clothing stores .....	428	1 332	5 341	18	4	5	1	4	4	—	—	—	—
452	General merchandise stores .....	546	2 242	9 158	11	5	2	—	1	—	2	1	—	—
4521	Department stores .....	509	2 133	8 642	3	—	—	—	—	—	2	1	—	—
45211	Department stores .....	509	2 133	8 642	3	—	—	—	—	—	2	1	—	—
452112	Discount Department Stores .....	509	2 133	8 642	3	—	—	—	—	—	2	1	—	—
453	Miscellaneous store retailers .....	220	612	2 630	45	25	15	5	—	—	—	—	—	—
<b>48-49</b>	<b>Transportation &amp; warehousing .....</b>	<b>659</b>	<b>3 662</b>	<b>15 793</b>	<b>122</b>	<b>95</b>	<b>10</b>	<b>7</b>	<b>9</b>	<b>1</b>	<b>—</b>	<b>—</b>	<b>—</b>	<b>—</b>
484	Truck transportation .....	245	1 685	8 483	92	79	8	3	2	—	—	—	—	—
4841	General freight trucking .....	146	1 039	4 792	50	44	3	1	2	—	—	—	—	—
48412	General freight trucking, long-distance .....	110	822	3 574	25	20	3	—	2	—	—	—	—	—
484121	General freight trucking, long-distance, TL .....	110	822	3 574	25	20	3	—	2	—	—	—	—	—
485	Transit & ground passenger transportation .....	(E)	(D)	(D)	10	1	—	2	6	1	—	—	—	—
4854	School & employee bus transportation .....	296	1 079	4 014	8	—	—	2	5	1	—	—	—	—
48541	School & employee bus transportation .....	296	1 079	4 014	8	—	—	2	5	1	—	—	—	—
485410	School & employee bus transportation .....	296	1 079	4 014	8	—	—	2	5	1	—	—	—	—
<b>51</b>	<b>Information .....</b>	<b>362</b>	<b>2 990</b>	<b>14 188</b>	<b>29</b>	<b>14</b>	<b>6</b>	<b>4</b>	<b>3</b>	<b>2</b>	<b>—</b>	<b>—</b>	<b>—</b>	<b>—</b>
511	Publishing industries .....	109	746	3 379	8	3	2	1	1	1	—	—	—	—
5111	Newspaper, periodical, book, database publishers .....	109	746	3 379	8	3	2	1	1	1	—	—	—	—
517	Telecommunications .....	193	1 985	9 688	14	8	3	—	2	1	—	—	—	—
5171	Wired Telecommunications Carriers .....	128	1 468	7 424	5	2	1	—	1	1	—	—	—	—
51711	Wired Telecommunications Carriers .....	128	1 468	7 424	5	2	1	—	1	1	—	—	—	—
517110	Wired Telecommunications Carriers .....	128	1 468	7 424	5	2	1	—	1	1	—	—	—	—

See footnotes at end of table.

**Table 6. Counties—Employees, Payroll, and Establishments by Industry: 2003—Con.**

[Excludes most government employees, railroad employees, and self-employed persons. Size class 1 to 4 includes establishments with payroll, but no employees, during mid-March pay period. (D) denotes figures withheld to avoid disclosing data for individual companies; the data are included in broader industry totals. Detailed industries with 100 or more employees are shown if industry was not a (D). For explanation of terms, abbreviations, and data reliability/comparability, see introductory text]

NAICS code	Industry	Number of employees for week including March 12	Payroll (\$1,000)		Total number of establishments	Number of establishments by employment-size class								
			First quarter	Annual		1 to 4	5 to 9	10 to 19	20 to 49	50 to 99	100 to 249	250 to 499	500 to 999	1,000 or more
<b>WRIGHT—Con.</b>														
<b>52</b>	<b>Finance &amp; insurance</b> .....	<b>773</b>	<b>6 724</b>	<b>26 730</b>	<b>135</b>	<b>88</b>	<b>21</b>	<b>19</b>	<b>7</b>	—	—	—	—	—
522	Credit intermediation & related activities .....	539	5 092	19 335	51	17	13	14	7	—	—	—	—	—
5221	Depository credit intermediation .....	(E)	(D)	(D)	33	5	8	13	7	—	—	—	—	—
52211	Commercial banking .....	464	4 221	15 803	32	5	7	13	7	—	—	—	—	—
522110	Commercial banking .....	464	4 221	15 803	32	5	7	13	7	—	—	—	—	—
524	Insurance carriers & related activities .....	186	1 255	5 730	61	49	8	4	—	—	—	—	—	—
5242	Agencies & other insurance related activities ...	(C)	(D)	(D)	55	45	6	4	—	—	—	—	—	—
52421	Insurance agencies & brokerages .....	165	1 088	4 971	53	43	6	4	—	—	—	—	—	—
524210	Insurance agencies & brokerages .....	165	1 088	4 971	53	43	6	4	—	—	—	—	—	—
<b>53</b>	<b>Real estate &amp; rental &amp; leasing</b> .....	<b>441</b>	<b>2 144</b>	<b>10 378</b>	<b>102</b>	<b>84</b>	<b>11</b>	<b>4</b>	<b>2</b>	—	<b>1</b>	—	—	—
531	Real estate .....	272	956	4 791	79	72	5	1	—	—	<b>1</b>	—	—	—
5311	Lessors of real estate .....	164	337	1 478	23	21	—	1	—	—	<b>1</b>	—	—	—
53112	Lessors of nonres bldg (exc miniwarehouses) .....	141	256	1 114	7	5	—	1	—	—	<b>1</b>	—	—	—
531120	Lessors of nonres bldg (exc miniwarehouses) .....	141	256	1 114	7	5	—	1	—	—	<b>1</b>	—	—	—
532	Rental & leasing services .....	169	1 188	5 587	23	12	6	3	2	—	—	—	—	—
<b>54</b>	<b>Professional, scientific &amp; technical services</b> .....	<b>922</b>	<b>6 456</b>	<b>30 561</b>	<b>219</b>	<b>171</b>	<b>26</b>	<b>17</b>	<b>3</b>	<b>1</b>	<b>1</b>	—	—	—
541	Professional, scientific & technical services .....	922	6 456	30 561	219	171	26	17	3	1	1	—	—	—
5411	Legal services .....	117	862	4 054	30	23	4	3	—	—	—	—	—	—
5412	Accounting, tax prep, bookkeep, payroll services .....	128	703	2 598	35	24	7	4	—	—	—	—	—	—
54121	Accounting, tax prep, bookkeep, payroll services .....	128	703	2 598	35	24	7	4	—	—	—	—	—	—
5413	Architectural, engineering & related services ...	140	1 218	6 549	32	23	5	3	1	—	—	—	—	—
5415	Computer systems design & related services ...	109	1 048	6 484	45	43	—	1	1	—	—	—	—	—
54151	Computer systems design & related services .	109	1 048	6 484	45	43	—	1	1	—	—	—	—	—
5418	Advertising & related services .....	234	1 442	5 429	10	4	1	3	—	<b>1</b>	<b>1</b>	—	—	—
54186	Direct mail advertising .....	195	1 074	3 785	5	2	—	1	—	<b>1</b>	<b>1</b>	—	—	—
541860	Direct mail advertising .....	195	1 074	3 785	5	2	—	1	—	<b>1</b>	<b>1</b>	—	—	—
5419	Oth professional, scientific, technical services ...	140	815	3 624	30	19	7	3	1	—	—	—	—	—
54194	Veterinary services .....	104	604	2 495	13	4	5	3	1	—	—	—	—	—
541940	Veterinary services .....	104	604	2 495	13	4	5	3	1	—	—	—	—	—
<b>55</b>	<b>Management of companies &amp; enterprises</b> .	<b>(A)</b>	<b>(D)</b>	<b>(D)</b>	<b>3</b>	<b>2</b>	<b>1</b>	—	—	—	—	—	—	—
<b>56</b>	<b>Admin, support, waste mgt, remediation services</b> .....	<b>1 022</b>	<b>7 157</b>	<b>37 627</b>	<b>154</b>	<b>114</b>	<b>19</b>	<b>9</b>	<b>8</b>	<b>2</b>	<b>2</b>	—	—	—
561	Administrative & support services .....	815	5 192	28 397	139	106	14	9	7	2	1	—	—	—
5616	Investigation & security services .....	155	1 212	5 078	6	3	1	1	—	—	<b>1</b>	—	—	—
56161	Investigation, guard & armored car services ..	(C)	(D)	(D)	2	1	—	—	—	—	<b>1</b>	—	—	—
5617	Services to buildings & dwellings .....	277	945	9 126	96	82	6	5	3	—	—	—	—	—
56172	Janitorial services .....	143	323	1 569	23	16	2	3	2	—	—	—	—	—
561720	Janitorial services .....	143	323	1 569	23	16	2	3	2	—	—	—	—	—
56173	Landscaping services .....	112	493	6 852	64	58	4	1	1	—	—	—	—	—
561730	Landscaping services .....	112	493	6 852	64	58	4	1	1	—	—	—	—	—
5619	Other support services .....	156	1 482	6 466	8	3	1	2	1	1	—	—	—	—
56199	All other support services .....	156	1 482	6 466	8	3	1	2	1	1	—	—	—	—
561990	All other support services .....	156	1 482	6 466	8	3	1	2	1	1	—	—	—	—
562	Waste management & remediation services .....	207	1 965	9 230	15	8	5	—	1	—	—	—	—	—
5621	Waste collection .....	193	1 819	8 503	11	6	3	—	1	—	<b>1</b>	—	—	—
56211	Waste collection .....	193	1 819	8 503	11	6	3	—	1	—	<b>1</b>	—	—	—
<b>61</b>	<b>Educational services</b> .....	<b>163</b>	<b>738</b>	<b>2 667</b>	<b>14</b>	<b>10</b>	—	<b>1</b>	<b>1</b>	<b>2</b>	—	—	—	—
611	Educational services .....	163	738	2 667	14	10	—	1	1	2	—	—	—	—
<b>62</b>	<b>Health care and social assistance</b> .....	<b>3 783</b>	<b>22 026</b>	<b>91 979</b>	<b>193</b>	<b>76</b>	<b>47</b>	<b>36</b>	<b>15</b>	<b>12</b>	<b>5</b>	<b>2</b>	—	—
621	Ambulatory health care services .....	992	7 350	34 665	97	45	25	19	4	3	1	—	—	—
6211	Offices of physicians .....	144	1 818	8 611	12	6	2	2	1	1	—	—	—	—
62111	Offices of physicians .....	144	1 818	8 611	12	6	2	2	1	1	—	—	—	—
621111	Offices of physicians (exc mental health) ...	144	1 818	8 611	12	6	2	2	1	1	—	—	—	—
6212	Offices of dentists .....	185	1 307	6 306	23	5	10	7	1	—	—	—	—	—
62121	Offices of dentists .....	185	1 307	6 306	23	5	10	7	1	—	—	—	—	—
621210	Offices of dentists .....	185	1 307	6 306	23	5	10	7	1	—	—	—	—	—
6213	Offices of other health practitioners .....	(C)	(D)	(D)	49	29	12	8	—	—	—	—	—	—
62131	Offices of chiropractors .....	111	513	2 243	25	17	4	4	—	—	—	—	—	—
621310	Offices of chiropractors .....	111	513	2 243	25	17	4	4	—	—	—	—	—	—
6214	Outpatient care centers .....	(E)	(D)	(D)	5	—	1	2	—	<b>1</b>	<b>1</b>	—	—	—
62149	Other outpatient care centers .....	(C)	(D)	(D)	4	—	1	1	—	<b>1</b>	<b>1</b>	—	—	—
6216	Home health care services .....	162	538	2 106	6	3	—	—	2	<b>1</b>	—	—	—	—
62161	Home health care services .....	162	538	2 106	6	3	—	—	2	<b>1</b>	—	—	—	—
621610	Home health care services .....	162	538	2 106	6	3	—	—	2	<b>1</b>	—	—	—	—
622	Hospitals .....	(F)	(D)	(D)	2	—	—	—	—	—	—	2	—	—
6221	General medical & surgical hospitals .....	(F)	(D)	(D)	2	—	—	—	—	—	—	2	—	—
62211	General medical & surgical hospitals .....	(F)	(D)	(D)	2	—	—	—	—	—	—	2	—	—

See footnotes at end of table.

**Table 6. Counties—Employees, Payroll, and Establishments by Industry: 2003—Con.**

[Excludes most government employees, railroad employees, and self-employed persons. Size class 1 to 4 includes establishments with payroll, but no employees, during mid-March pay period. (D) denotes figures withheld to avoid disclosing data for individual companies; the data are included in broader industry totals. Detailed industries with 100 or more employees are shown if industry was not a (D). For explanation of terms, abbreviations, and data reliability/comparability, see introductory text]

NAICS code	Industry	Number of employees for week including March 12	Payroll (\$1,000)		Total number of establishments	Number of establishments by employment-size class									
			First quarter	Annual		1 to 4	5 to 9	10 to 19	20 to 49	50 to 99	100 to 249	250 to 499	500 to 999	1,000 or more	
<b>WRIGHT—Con.</b>															
<b>62 Health care and social assistance—Con.</b>															
623	Nursing and residential care facilities .....	1 253	5 837	23 249	50	7	17	12	7	4	3	—	—	—	
6231	Nursing care facilities.....	511	2 550	9 986	6	1	1	—	—	2	2	—	—	—	
62311	Nursing care facilities.....	511	2 550	9 986	6	1	1	—	—	2	2	—	—	—	
623110	Nursing care facilities.....	511	2 550	9 986	6	1	1	—	—	2	2	—	—	—	
6232	Residential mental retardation, health facil .....	404	1 688	7 176	31	3	14	10	3	1	—	—	—	—	
62321	Residential mental retardation facilities .....	(E)	(D)	(D)	29	3	14	10	2	—	—	—	—	—	
62322	Residential mental health, subst abuse facil ..	(C)	(D)	(D)	2	—	—	—	1	1	—	—	—	—	
6233	Community care facilities for the elderly .....	285	1 337	5 091	7	1	—	1	3	1	1	—	—	—	
62331	Community care facilities for the elderly .....	285	1 337	5 091	7	1	—	1	3	1	1	—	—	—	
624	Social assistance .....	(F)	(D)	(D)	44	24	5	5	4	5	1	—	—	—	
6241	Individual & family services .....	216	1 061	4 386	12	6	2	—	2	2	—	—	—	—	
62412	Services for elderly & disabled persons .....	120	548	2 647	4	1	—	—	2	1	—	—	—	—	
624120	Services for elderly & disabled persons .....	120	548	2 647	4	1	—	—	2	1	—	—	—	—	
6243	Vocational rehabilitation services .....	(E)	(D)	(D)	4	—	—	—	1	2	1	—	—	—	
62431	Vocational rehabilitation services .....	(E)	(D)	(D)	4	—	—	—	1	2	1	—	—	—	
6244	Child day care services .....	178	470	2 100	25	16	3	4	1	1	—	—	—	—	
62441	Child day care services .....	178	470	2 100	25	16	3	4	1	1	—	—	—	—	
624410	Child day care services .....	178	470	2 100	25	16	3	4	1	1	—	—	—	—	
<b>71 Arts, entertainment &amp; recreation .....</b>															
713	Amusement, gambling & recreation industries .....	423	960	5 117	36	13	6	8	9	—	—	—	—	—	
7139	Other amusement & recreation industries .....	(E)	(D)	(D)	35	13	6	8	8	—	—	—	—	—	
71394	Fitness & recreational sports centers .....	204	356	1 436	14	5	—	4	5	—	—	—	—	—	
713940	Fitness & recreational sports centers .....	204	356	1 436	14	5	—	4	5	—	—	—	—	—	
<b>72 Accommodation &amp; food services .....</b>															
721	Accommodation .....	239	600	2 480	18	8	4	3	2	—	1	—	—	—	
7211	Traveler accommodation.....	(C)	(D)	(D)	12	3	3	3	2	—	1	—	—	—	
72111	Hotels (exc casino hotels) & motels .....	221	528	2 085	11	3	2	3	2	—	1	—	—	—	
721110	Hotels (exc casino hotels) & motels .....	221	528	2 085	11	3	2	3	2	—	1	—	—	—	
722	Food services & drinking places .....	2 328	4 517	20 460	143	37	26	35	38	7	—	—	—	—	
7221	Full-service restaurants .....	1 127	2 284	9 977	65	18	11	14	19	3	—	—	—	—	
72211	Full-service restaurants .....	1 127	2 284	9 977	65	18	11	14	19	3	—	—	—	—	
722110	Full-service restaurants .....	1 127	2 284	9 977	65	18	11	14	19	3	—	—	—	—	
7222	Limited-service eating places .....	1 049	1 937	9 109	57	10	8	17	18	4	—	—	—	—	
72221	Limited-service eating places .....	1 049	1 937	9 109	57	10	8	17	18	4	—	—	—	—	
722211	Limited-service restaurants.....	991	1 841	8 732	52	10	6	14	18	4	—	—	—	—	
7224	Drinking places (alcoholic beverages) .....	131	251	1 024	14	4	5	4	1	—	—	—	—	—	
72241	Drinking places (alcoholic beverages) .....	131	251	1 024	14	4	5	4	1	—	—	—	—	—	
722410	Drinking places (alcoholic beverages) .....	131	251	1 024	14	4	5	4	1	—	—	—	—	—	
<b>81 Other services (except public administration) .....</b>															
811	Repair & maintenance .....	334	1 977	8 411	93	70	16	6	1	—	—	—	—	—	
8111	Automotive repair & maintenance .....	275	1 614	6 766	68	49	13	5	1	—	—	—	—	—	
81111	Automotive mechanical & electrical R&M.....	118	708	2 984	35	28	5	1	1	—	—	—	—	—	
811111	General automotive repair .....	110	650	2 754	32	25	5	1	1	—	—	—	—	—	
812	Personal & laundry services .....	374	1 194	5 073	62	37	12	10	3	—	—	—	—	—	
8121	Personal care services .....	232	598	2 437	39	21	10	6	2	—	—	—	—	—	
81211	Hair, nail & skin care services .....	189	551	2 237	33	19	7	6	1	—	—	—	—	—	
812112	Beauty salons .....	183	536	2 197	30	16	7	6	1	—	—	—	—	—	
813	Religious, grantmaking, civic, prof & like organizations .....	852	2 559	10 619	106	50	28	15	13	—	—	—	—	—	
8131	Religious organizations .....	460	1 654	6 807	67	33	22	8	4	—	—	—	—	—	
81311	Religious organizations .....	460	1 654	6 807	67	33	22	8	4	—	—	—	—	—	
813110	Religious organizations .....	460	1 654	6 807	67	33	22	8	4	—	—	—	—	—	
8134	Civic & social organizations .....	357	781	3 212	29	8	6	6	9	—	—	—	—	—	
81341	Civic & social organizations .....	357	781	3 212	29	8	6	6	9	—	—	—	—	—	
813410	Civic & social organizations .....	357	781	3 212	29	8	6	6	9	—	—	—	—	—	
<b>99 Unclassified establishments .....</b>															
		7	14	190	13	13	—	—	—	—	—	—	—	—	
<b>YELLOW MEDICINE</b>															
	<b>Total .....</b>	<b>3 983</b>	<b>24 205</b>	<b>112 122</b>	<b>362</b>	<b>222</b>	<b>71</b>	<b>36</b>	<b>20</b>	<b>7</b>	<b>3</b>	<b>2</b>	<b>1</b>	<b>—</b>	
11	<b>Forestry, fishing, hunting, and agriculture support .....</b>	<b>19</b>	<b>92</b>	<b>494</b>	<b>4</b>	<b>3</b>	<b>—</b>	<b>1</b>	<b>—</b>	<b>—</b>	<b>—</b>	<b>—</b>	<b>—</b>	<b>—</b>	
21	<b>Mining .....</b>	<b>(B)</b>	<b>(D)</b>	<b>(D)</b>	<b>2</b>	<b>1</b>	<b>—</b>	<b>—</b>	<b>1</b>	<b>—</b>	<b>—</b>	<b>—</b>	<b>—</b>	<b>—</b>	
22	<b>Utilities .....</b>	<b>(A)</b>	<b>(D)</b>	<b>(D)</b>	<b>2</b>	<b>1</b>	<b>1</b>	<b>—</b>	<b>—</b>	<b>—</b>	<b>—</b>	<b>—</b>	<b>—</b>	<b>—</b>	
23	<b>Construction .....</b>	<b>654</b>	<b>7 906</b>	<b>44 968</b>	<b>33</b>	<b>24</b>	<b>8</b>	<b>—</b>	<b>—</b>	<b>—</b>	<b>—</b>	<b>—</b>	<b>1</b>	<b>—</b>	
237	Heavy and Civil Engineering Construction .....	(F)	(D)	(D)	5	3	1	—	—	—	—	—	1	—	
2371	Utility System Construction .....	(F)	(D)	(D)	3	2	—	—	—	—	—	—	1	—	
23712	Oil and Gas Pipeline and Related Structures Construction .....	(F)	(D)	(D)	1	—	—	—	—	—	—	—	1	—	
31-33	<b>Manufacturing .....</b>	<b>340</b>	<b>1 973</b>	<b>7 483</b>	<b>24</b>	<b>14</b>	<b>4</b>	<b>2</b>	<b>2</b>	<b>1</b>	<b>1</b>	<b>—</b>	<b>—</b>	<b>—</b>	
321	Wood product mfg .....	(C)	(D)	(D)	2	1	—	—	—	—	1	—	—	—	
3219	Other wood product mfg .....	(C)	(D)	(D)	2	1	—	—	—	—	1	—	—	—	
32199	All other wood product mfg .....	(C)	(D)	(D)	1	—	—	—	—	—	1	—	—	—	

See footnotes at end of table.

**Table 6. Counties—Employees, Payroll, and Establishments by Industry: 2003—Con.**

[Excludes most government employees, railroad employees, and self-employed persons. Size class 1 to 4 includes establishments with payroll, but no employees, during mid-March pay period. (D) denotes figures withheld to avoid disclosing data for individual companies; the data are included in broader industry totals. Detailed industries with 100 or more employees are shown if industry was not a (D). For explanation of terms, abbreviations, and data reliability/comparability, see introductory text]

NAICS code	Industry	Number of employees for week including March 12	Payroll (\$1,000)		Total number of establishments	Number of establishments by employment-size class									
			First quarter	Annual		1 to 4	5 to 9	10 to 19	20 to 49	50 to 99	100 to 249	250 to 499	500 to 999	1,000 or more	
<b>YELLOW MEDICINE—Con.</b>															
<b>42</b>	<b>Wholesale trade</b> .....	<b>149</b>	<b>1 113</b>	<b>4 872</b>	<b>15</b>	<b>8</b>	<b>2</b>	<b>2</b>	<b>2</b>	<b>1</b>	—	—	—	—	
424	Merchant Wholesalers, Nondurable Goods .....	(C)	(D)	(D)	8	2	1	2	2	1	—	—	—	—	
<b>44-45</b>	<b>Retail trade</b> .....	<b>528</b>	<b>2 053</b>	<b>8 192</b>	<b>62</b>	<b>25</b>	<b>20</b>	<b>11</b>	<b>5</b>	<b>1</b>	—	—	—	—	
444	Bldg material & garden equip & supp dealers .....	143	725	3 084	12	5	3	2	1	1	—	—	—	—	
4442	Lawn & garden equip & supplies stores .....	100	509	2 165	4	1	1	—	1	1	—	—	—	—	
44422	Nursery & garden centers .....	100	509	2 165	4	1	1	—	1	1	—	—	—	—	
444220	Nursery & garden centers .....	100	509	2 165	4	1	1	—	1	1	—	—	—	—	
445	Food & beverage stores .....	130	353	1 578	12	3	6	1	2	—	—	—	—	—	
447	Gasoline stations .....	144	340	1 353	18	6	6	5	1	—	—	—	—	—	
4471	Gasoline stations .....	144	340	1 353	18	6	6	5	1	—	—	—	—	—	
44711	Gasoline stations with convenience stores .....	114	272	1 105	10	1	3	5	1	—	—	—	—	—	
447110	Gasoline stations with convenience stores .....	114	272	1 105	10	1	3	5	1	—	—	—	—	—	
<b>48-49</b>	<b>Transportation &amp; warehousing</b> .....	<b>182</b>	<b>909</b>	<b>3 853</b>	<b>26</b>	<b>18</b>	<b>3</b>	<b>2</b>	<b>2</b>	<b>1</b>	—	—	—	—	
<b>51</b>	<b>Information</b> .....	<b>29</b>	<b>207</b>	<b>803</b>	<b>7</b>	<b>5</b>	<b>1</b>	<b>1</b>	—	—	—	—	—	—	
<b>52</b>	<b>Finance &amp; insurance</b> .....	<b>118</b>	<b>745</b>	<b>3 435</b>	<b>30</b>	<b>23</b>	<b>3</b>	<b>3</b>	<b>1</b>	—	—	—	—	—	
<b>53</b>	<b>Real estate &amp; rental &amp; leasing</b> .....	<b>11</b>	<b>23</b>	<b>124</b>	<b>6</b>	<b>5</b>	<b>1</b>	—	—	—	—	—	—	—	
<b>54</b>	<b>Professional, scientific &amp; technical services</b> .....	<b>67</b>	<b>539</b>	<b>2 218</b>	<b>20</b>	<b>16</b>	<b>3</b>	<b>1</b>	—	—	—	—	—	—	
<b>55</b>	<b>Management of companies &amp; enterprises</b> .....	<b>(B)</b>	<b>(D)</b>	<b>(D)</b>	<b>2</b>	<b>1</b>	—	—	<b>1</b>	—	—	—	—	—	
<b>56</b>	<b>Admin, support, waste mgt, remediation services</b> .....	<b>27</b>	<b>126</b>	<b>559</b>	<b>9</b>	<b>7</b>	<b>2</b>	—	—	—	—	—	—	—	
<b>61</b>	<b>Educational services</b> .....	<b>(B)</b>	<b>(D)</b>	<b>(D)</b>	<b>1</b>	—	—	—	<b>1</b>	—	—	—	—	—	
<b>62</b>	<b>Health care and social assistance</b> .....	<b>952</b>	<b>4 988</b>	<b>20 093</b>	<b>35</b>	<b>15</b>	<b>10</b>	<b>2</b>	<b>3</b>	<b>2</b>	<b>2</b>	<b>1</b>	—	—	
621	Ambulatory health care services .....	136	1 111	4 422	15	8	5	—	1	1	—	—	—	—	
622	Hospitals .....	(F)	(D)	(D)	2	—	—	—	—	—	1	1	—	—	
6221	General medical & surgical hospitals .....	(F)	(D)	(D)	2	—	—	—	—	—	1	1	—	—	
62211	General medical & surgical hospitals .....	(F)	(D)	(D)	2	—	—	—	—	—	1	1	—	—	
623	Nursing & residential care facilities .....	210	748	3 172	13	4	4	2	2	—	1	—	—	—	
6231	Nursing care facilities .....	(C)	(D)	(D)	1	—	—	—	—	—	1	—	—	—	
62311	Nursing care facilities .....	(C)	(D)	(D)	1	—	—	—	—	—	1	—	—	—	
6232	Residential mental retardation, health facil .....	(C)	(D)	(D)	12	4	4	2	2	—	—	—	—	—	
62321	Residential mental retardation facilities .....	(C)	(D)	(D)	12	4	4	2	2	—	—	—	—	—	
<b>71</b>	<b>Arts, entertainment &amp; recreation</b> .....	<b>(E)</b>	<b>(D)</b>	<b>(D)</b>	<b>8</b>	<b>7</b>	—	—	—	—	—	<b>1</b>	—	—	
713	Amusement, gambling & recreation industries .....	(E)	(D)	(D)	5	4	—	—	—	—	—	1	—	—	
7132	Gambling industries .....	(E)	(D)	(D)	1	—	—	—	—	—	—	1	—	—	
71329	Other gambling industries .....	(E)	(D)	(D)	1	—	—	—	—	—	—	1	—	—	
<b>72</b>	<b>Accommodation &amp; food services</b> .....	<b>197</b>	<b>332</b>	<b>1 461</b>	<b>22</b>	<b>6</b>	<b>5</b>	<b>11</b>	—	—	—	—	—	—	
722	Food services & drinking places .....	(C)	(D)	(D)	20	6	5	9	—	—	—	—	—	—	
<b>81</b>	<b>Other services (except public administration)</b> .....	<b>251</b>	<b>1 045</b>	<b>4 298</b>	<b>53</b>	<b>42</b>	<b>8</b>	—	<b>2</b>	<b>1</b>	—	—	—	—	
811	Repair & maintenance .....	130	718	2 988	16	12	2	—	1	1	—	—	—	—	
8113	Commercial equipment (exc auto & elec) .....	100	598	2 502	4	1	1	—	1	1	—	—	—	—	
81131	Commercial equipment (exc auto & elec) .....	100	598	2 502	4	1	1	—	1	1	—	—	—	—	
811310	Commercial equipment (exc auto & elec) .....	100	598	2 502	4	1	1	—	1	1	—	—	—	—	
813	Religious, grantmaking, civic, prof & like organizations .....	101	214	878	29	22	6	—	1	—	—	—	—	—	
<b>99</b>	<b>Unclassified establishments</b> .....	<b>(A)</b>	<b>(D)</b>	<b>(D)</b>	<b>1</b>	<b>1</b>	—	—	—	—	—	—	—	—	
<b>STATEWIDE</b>															
	<b>Total</b> .....	<b>11 254</b>	<b>109 629</b>	<b>466 070</b>	<b>44</b>	<b>24</b>	<b>6</b>	<b>1</b>	<b>7</b>	<b>1</b>	<b>1</b>	<b>1</b>	—	<b>3</b>	
<b>21</b>	<b>Mining</b> .....	<b>(B)</b>	<b>(D)</b>	<b>(D)</b>	<b>3</b>	<b>2</b>	—	—	<b>1</b>	—	—	—	—	—	
<b>42</b>	<b>Wholesale trade</b> .....	<b>(B)</b>	<b>(D)</b>	<b>(D)</b>	<b>2</b>	<b>1</b>	—	—	<b>1</b>	—	—	—	—	—	
<b>51</b>	<b>Information</b> .....	<b>22</b>	<b>300</b>	<b>1 274</b>	<b>4</b>	<b>2</b>	<b>2</b>	—	—	—	—	—	—	—	
<b>52</b>	<b>Finance &amp; insurance</b> .....	<b>227</b>	<b>3 411</b>	<b>12 477</b>	<b>22</b>	<b>14</b>	<b>3</b>	<b>1</b>	<b>3</b>	<b>1</b>	—	—	—	—	
522	Credit intermediation & related activities .....	111	1 854	7 378	13	9	1	1	2	—	—	—	—	—	
<b>54</b>	<b>Professional, scientific &amp; technical services</b> .....	<b>(C)</b>	<b>(D)</b>	<b>(D)</b>	<b>1</b>	—	—	—	—	—	<b>1</b>	—	—	—	
541	Professional, scientific & technical services .....	(C)	(D)	(D)	1	—	—	—	—	—	1	—	—	—	
5415	Computer systems design & related services .....	(C)	(D)	(D)	1	—	—	—	—	—	1	—	—	—	
54151	Computer systems design & related services .....	(C)	(D)	(D)	1	—	—	—	—	—	1	—	—	—	
<b>55</b>	<b>Management of companies &amp; enterprises</b> .....	<b>(A)</b>	<b>(D)</b>	<b>(D)</b>	<b>2</b>	<b>1</b>	<b>1</b>	—	—	—	—	—	—	—	
<b>56</b>	<b>Admin, support, waste mgt, remediation services</b> .....	<b>10 715</b>	<b>102 700</b>	<b>437 459</b>	<b>9</b>	<b>4</b>	—	—	<b>1</b>	—	—	<b>1</b>	—	<b>3</b>	
561	Administrative & support services .....	10 715	102 700	437 459	9	4	—	—	1	—	—	1	—	3	
5613	Employment services .....	(J)	(D)	(D)	4	—	—	—	—	—	—	1	—	3	
56133	Employee leasing services .....	(J)	(D)	(D)	4	—	—	—	—	—	—	1	—	3	
<b>61</b>	<b>Educational services</b> .....	<b>(B)</b>	<b>(D)</b>	<b>(D)</b>	<b>1</b>	—	—	—	<b>1</b>	—	—	—	—	—	

See footnotes at end of table.



**Table 6. Counties—Employees, Payroll, and Establishments by Industry: 2003—Con.**

Note: Employment-size classes are indicated as follows: A—0 to 19; B—20 to 99; C—100 to 249; E—250 to 499; F—500 to 999; G—1,000 to 2,499; H—2,500 to 4,999; I—5,000 to 9,999; J—10,000 to 24,999; K—25,000 to 49,999; L—50,000 to 99,999; M—100,000 or more.

## **Description of Publications Issued in Previous Years**

### **1974 through 2002**

Data are provided for mid-March employment, first-quarter and annual payrolls, and establishments, by industry, for each county in the state and, in a separate report, for the United States. Data are included for every industry having a significant number of employees or establishments. Refer to General Explanation for a description of the types of employment covered.

### **1964 through 1973**

Data are provided for first-quarter reporting units, employment, and taxable payrolls for each county and metropolitan area in the state and, in a separate report, for the United States. Data are included for every industry having a significant number of employees or reporting units.

### **1959 and 1962**

Data are provided for first-quarter reporting units, employment, and taxable payrolls for each county in the state and, in a separate report, for the United States. Data are included for every industry having a significant number of employees or reporting units. Data are combined for some counties in eight states.

### **1956**

Data are provided for first-quarter reporting units, employment, and taxable payrolls for each county in the state and, in a separate report, for the United States. Data are included for SIC economic divisions, major groups, and selected three-digit SICs. Data are combined for some counties in eight states.

### **1949 and 1950**

Data are provided for first-quarter manufacturing establishments, employment, and taxable payrolls for each large county in the state and, in a separate report, for the United States. Data are included for manufacturing major industry groups and selected three-digit SICs. Manufacturing totals are included for small counties. Data are combined for some counties in eight states.

### **1947, 1948, 1951, and 1953**

Data are provided for first-quarter reporting units, employment, and taxable payrolls for each large county in the state and, in a separate report, for the United States. Data are included for SIC economic divisions, major groups, and selected three-digit SICs. Economic division totals are included for small counties. Data are combined for some counties in eight states.

### **1946**

Data are provided for first-quarter reporting units, employment, and taxable payrolls for each large county in the state and, in a separate report, for the United States. Data are included for SIC economic divisions and major groups. Economic division totals are included for small counties. Data are combined for some counties in eight states.

### **Availability**

The most recent edition of County Business Patterns can be examined on the Internet at <[www.census.gov](http://www.census.gov)>. Editions prior to 1993 are available in depository libraries for federal publications, which are conveniently located in all areas of the country.

For information on the coverage of individual series, write to Chief, Economic Planning and Coordination Division, U.S. Census Bureau, Washington, DC 20233.