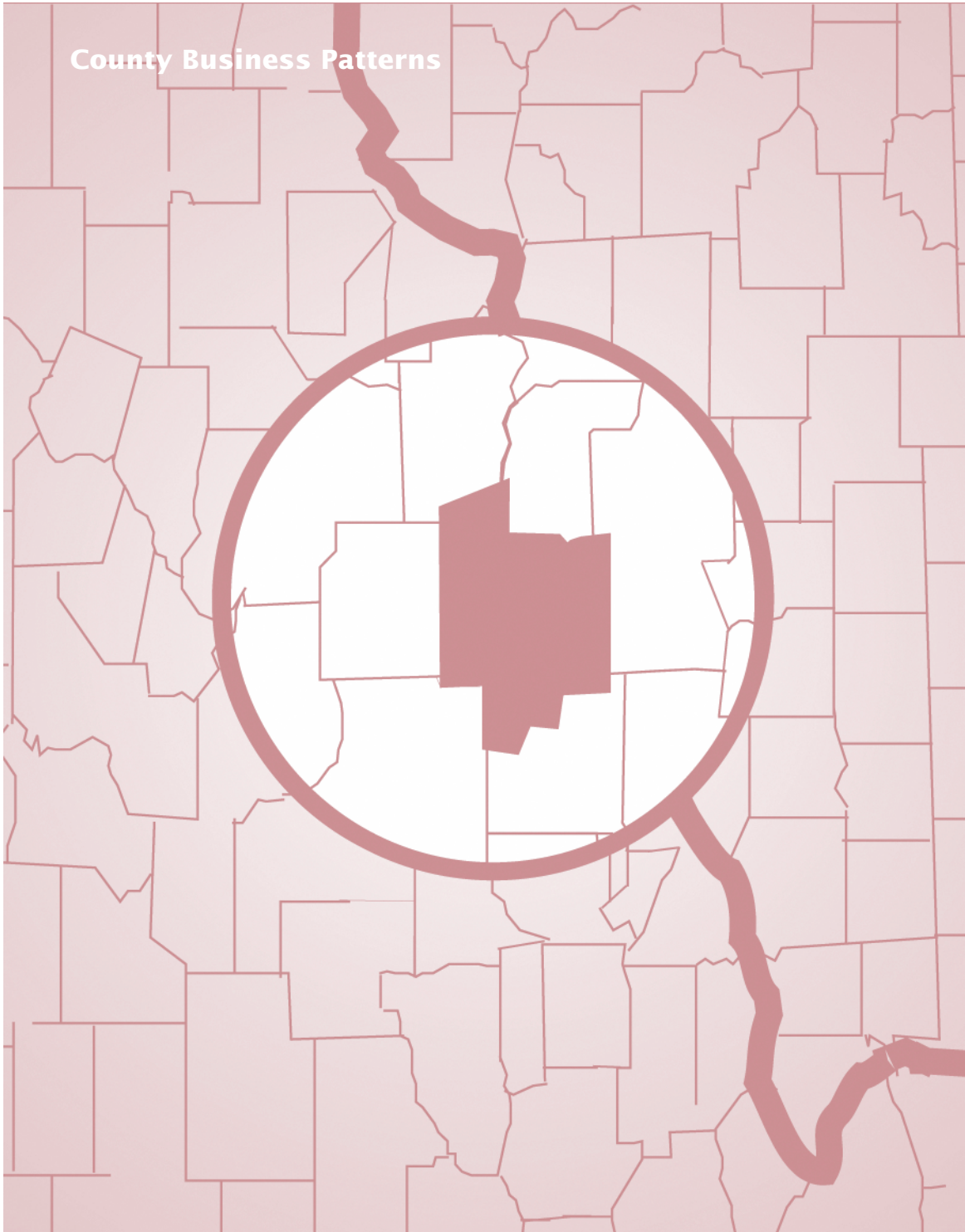


# Florida: 2003

Issued September 2005

CBP/03-11

## County Business Patterns



U S C E N S U S B U R E A U

*Helping You Make Informed Decisions*

U.S. Department of Commerce  
Economics and Statistics Administration  
U.S. CENSUS BUREAU



## ACKNOWLEDGMENTS

This report was prepared under the general direction of **Franklin Winters**, Assistant Division Chief for Research and Methodology, Economic Planning and Coordination Division. **Paul Hanczaryk**, Chief, Register Analysis Branch, supervised the preparation of this report and was assisted by **Susan Keehan**, **Phil Thompson**, and **Jim Warden**. **Stefan Belliveau**, **Joel Fowler**, **Mary Green**, **Lavelle Lee**, **Tracy Palmer**, and **Jon Youngman** contributed in resolving establishment processing problems and in data analysis. **David Chapman** contributed to the editing system and provided other methodological improvements.

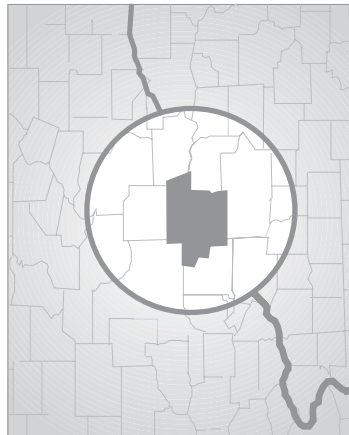
Additional data analysis was provided by the staffs of **Bernard J. Fitzpatrick**, Assistant Division Chief for Collection Activities, Economic Planning and Coordination Division, assisted by **David Eade**; and **Mark Grice**, Assistant Division Chief, Processing, National Processing Center, assisted by **Marsha Sowders** and **Jan Speaker**. Statistical methodology and quality assurance operations were performed by **Michael Kornbau**, **Steve Klement**, **Thomas Cevis**, and **Michelle Vile**.

**Steven McCraith**, Chief, Census Related Surveys Branch, Economic Statistical Methods and Programming Division, assisted by **Dan Vacca**, supervised computer support operations. **Jerry Richards** and **Bob Penrod** provided additional support for computer operations.

**Bernadette J. Beasley**, **Michael T. Browne**, and **Kevin Proctor** of the Administrative and Customer Services Division, **Walter C. Odom**, Chief, provided publications and printing management, graphics design and composition, and editorial review for print and electronic media. General direction and production management were provided by **James R. Clark**, Assistant Division Chief, and **Susan L. Rappa**, Chief, Publications Services Branch.

Special acknowledgment is also due the many businesses whose cooperation has contributed to the publication of these data.

## County Business Patterns



**U.S. Department of Commerce**  
**Carlos M. Gutierrez,**  
Secretary

**David A. Sampson,**  
Deputy Secretary

**Economics and Statistics  
Administration**

**Kathleen B. Cooper,**  
Under Secretary for  
Economic Affairs

**U.S. CENSUS BUREAU**  
**Charles Louis Kincannon,**  
Director

---

SUGGESTED CITATION

U.S. Census Bureau,  
County Business Patterns 2003

**FLORIDA**

Washington, DC,  
2005



**Economics  
and Statistics  
Administration**

**Kathleen B. Cooper,**  
Under Secretary  
for Economic Affairs



**U.S. CENSUS BUREAU**

**Charles Louis Kincannon,**  
Director

**Hermann Habermann,**  
Deputy Director and  
Chief Operating Officer

**Thomas L. Mesenbourg,**  
Associate Director  
for Economic Programs

**Thomas L. Mesenbourg,**  
Acting Assistant Director  
for Economic Programs

**Shirin A. Ahmed,**  
Chief, Economic  
Planning and Coordination Division

CONTENTS

General Explanation

Introduction .....	IV
Industry Classifications .....	IV
Comparability With Other Data .....	V
Data Products .....	V
Sources of Data .....	VI
Definitions of Basic Data Items .....	VI
Industry and Geography Classifications .....	VII
Data Withheld From Publication .....	VIII
Reliability of Data .....	VIII
Abbreviations and Symbols .....	VIII
State Map .....	IX

Tables

1. The State—Establishments, Employees, and Payroll by Major Group: 2003 and 2002 .....	1
2. The State—Employees, Payroll, and Establishments by Industry: 2003 .....	3
3. The State—Employees and Annual Payroll by Employment-Size Class: 2003 .....	33
4. The State—Establishments With 1,000 Employees or More by Major Group and Employment-Size Class: 2003 .....	38
5. The State—Employees, Payroll, and Establishments by County: 2003 and 2002 .....	39
6. Counties—Employees, Payroll, and Establishments by Industry: 2003 .....	40

Description of Publications Issued in Previous Years—Inside Back Cover

# General Explanation

---

## INTRODUCTION

County Business Patterns is an annual series that provides subnational economic data by industry. The series is useful for studying the economic activity of small areas; analyzing economic changes over time; and as a benchmark for statistical series, surveys, and databases between economic censuses. Businesses use the data for analyzing market potential, measuring the effectiveness of sales and advertising programs, setting sales quotas, and developing budgets. Government agencies use the data for administration and planning.

County Business Patterns covers most of the country's economic activity. The series excludes data on self-employed individuals, employees of private households, railroad employees, agricultural production employees, and most government employees.

This series has been published annually since 1964 and at irregular intervals dating back to 1946. The comparability of data over time may be affected by definitional changes in establishments, activity status, and industrial classifications. For more details on these changes, see the section "Comparability With Other Data."

## INDUSTRY CLASSIFICATIONS

Beginning in 1998, data from the County Business Patterns series are published primarily on the basis of the North American Industry Classification System (NAICS). Earlier County Business Patterns data were published according to the Standard Industrial Classification (SIC) system. While many of the individual NAICS industries correspond directly to industries as defined under the SIC system, most of the aggregate NAICS groupings do not.

Particular care should be taken in comparing data for retail trade, wholesale trade, and manufacturing, which are sector titles used in both NAICS and SIC, but cover somewhat different groups of industries. For more information on NAICS and changes from the SIC system, go to [www.census.gov/epcd/www/naics.html](http://www.census.gov/epcd/www/naics.html).

The 2003 County Business Patterns series includes the following NAICS sectors:

<i>Sector</i>	<i>Description</i>
11	Forestry, Fishing, Hunting, and Agriculture Support
21	Mining
22	Utilities
23	Construction
31-33	Manufacturing
42	Wholesale Trade
44-45	Retail Trade
48-49	Transportation and Warehousing
51	Information
52	Finance and Insurance
53	Real Estate and Rental and Leasing
54	Professional, Scientific, and Technical Services
55	Management of Companies and Enterprises
56	Administrative and Support and Waste Management and Remediation Services
61	Educational Services
62	Health Care and Social Assistance
71	Arts, Entertainment, and Recreation
72	Accommodation and Food Services
81	Other Services (except Public Administration)
99	Unclassified

---

County Business Patterns data are tabulated by industry as defined in the manual entitled *North American Industry Classification System: United States, 2002* with some exceptions.

The 2003 County Business Patterns covers all NAICS industries except crop and animal production (NAICS 111,112), rail transportation (NAICS 482), Postal Service (NAICS 491), pension, health, welfare, and vacation funds (NAICS 525110, 525120, 525190), trusts, estates, and agency accounts (NAICS 525920), private households (NAICS 814), and public administration (NAICS 92).

## **COMPARABILITY WITH OTHER DATA**

### **Earlier County Business Patterns**

The comparability of data with previous County Business Patterns series may be affected by the following revisions:

- Beginning with the 2003 County Business Patterns series, the industry classifications are based on the 2002 North American Industry Classification System (NAICS). The revisions from the 1997 NAICS are primarily in the Construction, Wholesale Trade, Retail Trade, and Information sectors. A complete description of the changes in NAICS codes from 1997 to 2002 is located at the following link: <[www.census.gov/epcd/naics02](http://www.census.gov/epcd/naics02)>.
- Beginning with the 2003 County Business Patterns survey, cases previously classified under NAICS code 95 (auxiliaries) are coded in the operating NAICS sector of the establishment.
- The change in industrial classification systems from the Standard Industrial Classification (SIC) system to the NAICS that occurred in 1998. A complete description of the correspondence between the SIC system and the NAICS is located at the following link: <[www.census.gov/epcd/www/naicstab.htm](http://www.census.gov/epcd/www/naicstab.htm)>.
- The change in definition of “active” establishments in 1983.
- The change from a “reporting unit” concept to “establishment”-based data in 1974.

A description of previous County Business Patterns publications is provided on the inside back cover.

### **2002 Economic Census**

Definitional and coverage differences may affect the direct comparison of 2002 Economic Census and County Business Patterns data. Definitions of an establishment, employment, and payroll are detailed in the introductory text of each publication.

The 2002 Economic Census generally uses respondent-reported data. County Business Patterns uses administrative record data for small establishments. Although efforts are made to resolve significant differences in the data, differences are known to exist.

Some large companies report different activities at the same location as separate profit centers. The County Business Patterns program treats each profit center as a separate establishment. The 2002 Economic Census may combine the profit centers into one establishment. This results in establishment count differences.

## **DATA PRODUCTS**

### **Reports**

The County Business Patterns data series includes a separate printed report for each state, the District of Columbia, Puerto Rico, and the United States. Individual state reports present payroll and employment data for the state and counties by industry. The reports also include the number of establishments by industry and employment size class.

The United States report presents similar data for the country as a whole. In addition, the U.S. report provides employment and payroll data by employment size class for major industry groups.

Data for industries with fewer than 100 employees, as well as data for detailed industries withheld to avoid disclosing data for individual companies, are not shown in the printed reports. However, these data are available on CD-ROM and other computer products.

---

## **Electronic Data Formats**

County Business Patterns series data are available on CD-ROM, which includes software for creating County Business Patterns data files compatible with popular database and spreadsheet software. In addition, ZIP Code Business Patterns data are available on DVD-ROM starting in 2002 and on CD-ROM for previous years. ZIP Code Business Patterns data are available shortly after the release of County Business Patterns and include the number of establishments by NAICS industry.

Publications also are available in Portable Document Format (PDF) at <[www.census.gov/prod/www/abs/cbpttotal.html](http://www.census.gov/prod/www/abs/cbpttotal.html)>. In order to view these files, you will need the Adobe® Acrobat® Reader, which is available for free from the Adobe Web site at <[www.adobe.com](http://www.adobe.com)>. Alternatively, the Census Bureau will print the publication, give it a glue binding, and ship it to you for a fee.

For information and options to order County Business Patterns data products, contact:

Customer Services Center  
Marketing Services Office  
U.S. Census Bureau  
Washington, DC 20233

Telephone: 301-763-INFO (4636)  
Internet address: [www.census.gov](http://www.census.gov)

## **Special Tabulations**

Special tabulations of County Business Patterns are available on a cost-reimbursable basis. For more information, contact:

U.S. Census Bureau  
Economic Planning and Coordination Division  
Register Analysis Branch  
Washington, DC 20233

Telephone: 301-763-2580  
Fax: 301-457-4433  
E-mail: [epcd.county.business.patterns@census.gov](mailto:epcd.county.business.patterns@census.gov)

## **SOURCES OF DATA**

County Business Patterns basic data items are extracted from the Business Register, a file of all known single and multiestablishment employer companies maintained and updated by the U.S. Census Bureau. The annual Company Organization Survey provides individual establishment data for multiestablishment companies. Data for single-establishment companies are obtained from various Census Bureau programs, such as the Annual Survey of Manufactures and Current Business Surveys, as well as from administrative records of the Internal Revenue Service, the Social Security Administration, and the Bureau of Labor Statistics.

## **DEFINITIONS OF BASIC DATA ITEMS**

### **Establishments**

An establishment is a single physical location at which business is conducted or services or industrial operations are performed. It is not necessarily identical with a company or enterprise, which may consist of one or more establishments. When two or more activities are carried on at a single location under a single ownership, all activities generally are grouped together as a single establishment. The entire establishment is classified on the basis of its major activity and all data are included in that classification.

Establishment-size designations are determined by paid employment in the mid-March pay period. The size group "1 to 4" includes establishments that did not report any paid employees in the mid-March pay period but paid wages to at least one employee at some time during the year.



---

Establishment counts represent the number of locations with paid employees any time during the year. This series excludes governmental establishments except for wholesale liquor establishments (NAICS 4248), retail liquor stores (NAICS 44531), Federally-chartered savings institutions (NAICS 522120), Federally-chartered credit unions (NAICS 522130), and hospitals (NAICS 622).

### **Payroll**

Total payroll includes all forms of compensation, such as salaries, wages, reported tips, commissions, bonuses, vacation allowances, sick-leave pay, employee contributions to qualified pension plans, and the value of taxable fringe benefits. For corporations, it includes amounts paid to officers and executives; for unincorporated businesses, it does not include profit or other compensation of proprietors or partners. Payroll is reported before deductions for Social Security, income tax, insurance, union dues, etc. First-quarter payroll consists of payroll during the January-to-March quarter.

### **Mid-March Employment**

Paid employment consists of full- and part-time employees, including salaried officers and executives of corporations, who are on the payroll in the pay period including March 12. Included are employees on paid sick leave, holidays, and vacations; not included are proprietors and partners of unincorporated businesses.

## **INDUSTRY AND GEOGRAPHY CLASSIFICATIONS**

The quinquennial economic censuses are the primary source for industry and geography classifications. The annual Company Organization Survey, Annual Survey of Manufactures, Current Business Surveys, and other Census Bureau programs provide regular updates.

### **Industry Classification**

Additional sources for assigning industry classifications are the Social Security Administration, the Internal Revenue Service, and the Bureau of Labor Statistics. These sources provide industry classification information for new businesses and businesses not canvassed in the Census Bureau programs. Establishments without sufficient industry information are tabulated in the “unclassified establishments” group.

Industry classifications are explained in an appendix in the U.S. Summary. The industry titles used throughout this series are the short NAICS titles; complete descriptions are contained in the manual entitled *North American Industry Classification System: United States, 2002*.

### **Geography Classification**

Most geography codes are derived from the physical location address reported in Census Bureau programs. The Internal Revenue Service provides supplemental address information. Those employers without a fixed location within a state (or of unknown county location) are included under a “statewide” classification at the end of the county tables. This incomplete detail causes only slight understatement of county employment. The independent cities in Virginia, and the cities of Baltimore, MD; Carson City, NV; and St. Louis, MO, are treated as separate counties.

### **Employee Leasing Services**

Historically, the permanent on-site work force at a business location were paid employees of that establishment. This traditional practice of firms directly hiring employees is still the dominant employer/employee relationship in the United States. However, over the past decade a new work force arrangement has emerged.

Under this new arrangement, a company commonly known as an employee leasing company or professional employer organization (PEO) operates in a co-employment relationship with client businesses. Employee leasing establishments typically acquire and lease back some or all of the employees of their clients, and serve as the employer of record of the leased employees for payroll, benefits, and related purposes.

---

The 2003 County Business Patterns shows over 1.56 million employees in employee leasing services (NAICS 561330), up from 1.18 million employees published in the 2002 CBP. Clearly, the employees are not classified in the predominant industry of the client businesses. Also, leasing companies may pay these employees out of a single payroll office. This may result in the leasing company's employment and payroll data being reported in the county where the payroll office is located, thus distorting the data for that county. In some cases, many thousands of employees may be paid from a single payroll office. Therefore, for geography purposes, we may publish employee-leasing establishments in the "statewide" category in states where such payroll offices are located, as these establishments service multiple counties.

#### **DATA WITHHELD FROM PUBLICATION**

In accordance with U.S. Code, Title 13, Section 9, no data are published that would disclose the operations of an individual employer. However, the number of establishments in an industry classification and the distribution of these establishments by employment-size class are not considered to be disclosures, and so this information may be released even though other information is withheld from publications.

#### **RELIABILITY OF DATA**

All data are tabulated from universe files and are not subject to sampling errors. However, the data are subject to nonsampling errors. Nonsampling errors can be attributed to many sources: inability to identify all cases in the universe; definition and classification difficulties; differences in interpretation of questions; errors in recording or coding the data obtained; and estimation of employers who reported too late to be included in the tabulations and for records with missing or misreported data.

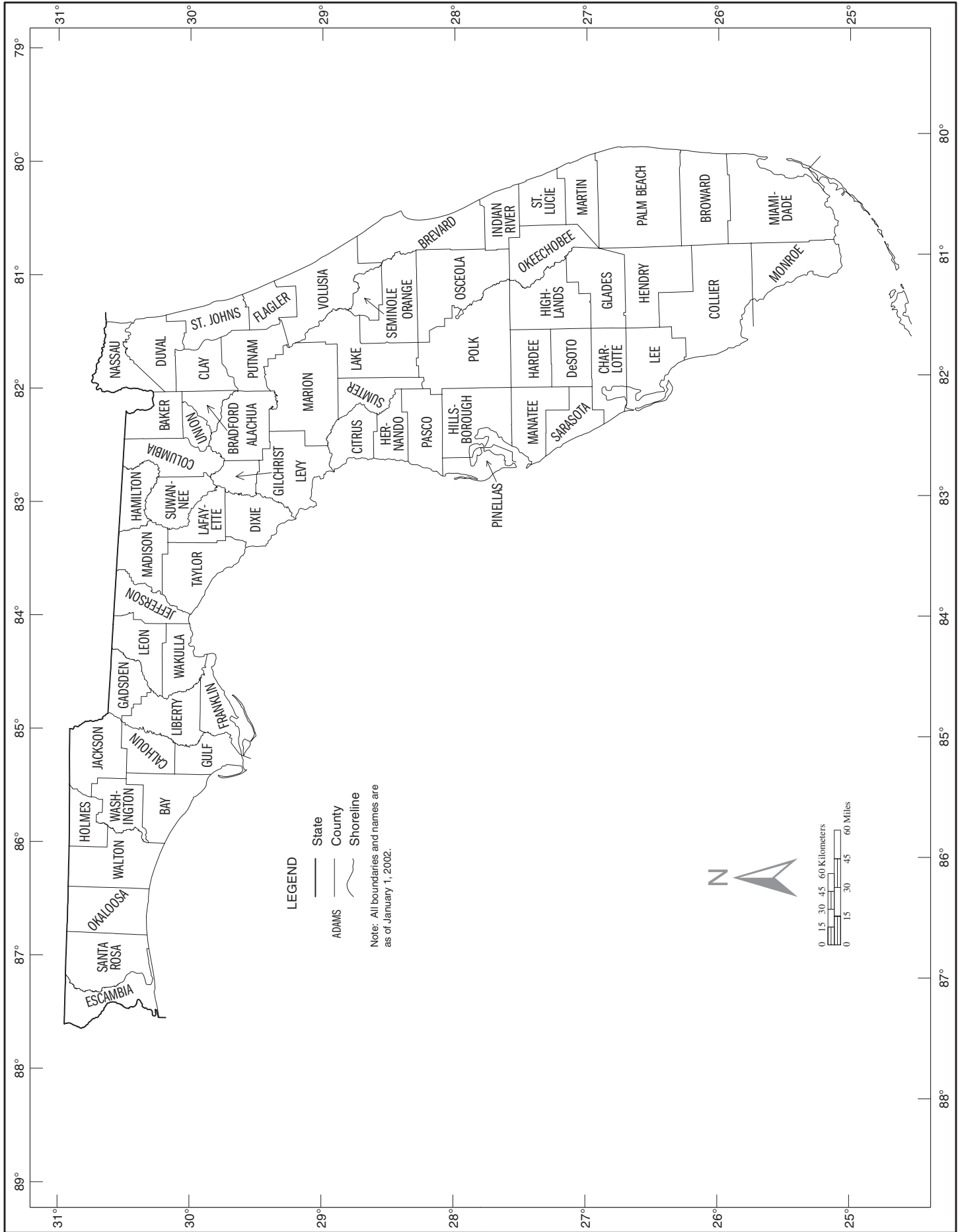
The accuracy of the data is determined by the joint effects of the various nonsampling errors. No direct measurement of these effects has been obtained; however, precautionary steps were taken in all phases of collection, processing, and tabulation to minimize the effects of nonsampling errors.

#### **ABBREVIATIONS AND SYMBOLS**

The following abbreviations and symbols are used in this publication:

–	Represents zero.
A–C, E–M	Entered in place of employment data, represents an employment-size class as defined in the footnote of the tables.
(D)	Withheld to avoid disclosing data for individual companies; data are included in broader industry totals.
n.e.c.	Not elsewhere classified.
NAICS	North American Industry Classification System.

# County Business Patterns--Florida



**Table 1. The State—Establishments, Employees, and Payroll by Major Group: 2003 and 2002**

[Excludes most government employees, railroad employees, and self-employed persons. (D) denotes figures withheld to avoid disclosing data for individual companies; the data are included in broader industry totals. For explanation of terms, abbreviations, and data reliability/comparability, see introductory text]

NAICS code	Major group	2003				2002			
		Number of establishments	Number of employees for week including March 12	Payroll (\$1,000)		Number of establishments	Number of employees for week including March 12	Payroll (\$1,000)	
				First quarter	Annual			First quarter	Annual
	<b>Total .....</b>	<b>460 746</b>	<b>6 549 488</b>	<b>49 140 039</b>	<b>202 370 528</b>	<b>450 188</b>	<b>6 366 964</b>	<b>47 110 221</b>	<b>192 931 952</b>
<b>11</b>	<b>Forestry, fishing, hunting, and agriculture support .....</b>	<b>1 142</b>	<b>14 218</b>	<b>78 513</b>	<b>292 406</b>	<b>1 198</b>	<b>13 873</b>	<b>75 932</b>	<b>275 769</b>
113	Forestry and logging .....	336	3 661	27 127	113 124	358	2 964	25 520	100 419
114	Fishing, hunting & trapping .....	152	369	1 833	8 189	142	333	1 800	9 167
115	Agriculture & forestry support activities .....	654	10 188	49 553	171 093	698	10 576	48 612	166 183
<b>21</b>	<b>Mining .....</b>	<b>274</b>	<b>6 225</b>	<b>73 991</b>	<b>300 264</b>	<b>281</b>	<b>6 627</b>	<b>72 673</b>	<b>297 125</b>
211	Oil & gas extraction .....	37	143	1 854	7 693	34	152	2 015	7 745
212	Mining (except oil & gas) .....	157	5 760	66 254	277 172	173	6 040	65 392	269 730
213	Mining support activities .....	80	322	5 883	15 399	74	435	5 266	19 650
<b>22</b>	<b>Utilities .....</b>	<b>735</b>	<b>31 742</b>	<b>557 559</b>	<b>1 819 466</b>	<b>685</b>	<b>30 240</b>	<b>519 907</b>	<b>1 698 160</b>
221	Utilities .....	735	31 742	557 559	1 819 466	685	30 240	519 907	1 698 160
<b>23</b>	<b>Construction .....</b>	<b>43 992</b>	<b>403 621</b>	<b>3 147 676</b>	<b>13 676 214</b>	<b>41 393</b>	<b>379 018</b>	<b>2 975 775</b>	<b>12 699 393</b>
233	Building, developing & general contracting .....	-	-	-	-	11 735	96 714	913 957	3 906 401
234	Heavy construction .....	-	-	-	-	2 111	48 201	412 016	1 717 851
235	Special trade contractors .....	-	-	-	-	27 547	234 103	1 649 802	7 075 141
236	Construction of Buildings .....	11 269	89 324	880 537	3 821 791	-	-	-	-
237	Heavy and Civil Engineering Construction .....	3 118	55 549	480 838	2 064 863	-	-	-	-
238	Specialty Trade Contractors .....	29 605	258 748	1 786 301	7 789 560	-	-	-	-
<b>31-33</b>	<b>Manufacturing .....</b>	<b>14 750</b>	<b>369 754</b>	<b>3 485 117</b>	<b>14 044 609</b>	<b>14 880</b>	<b>372 256</b>	<b>3 449 456</b>	<b>13 879 893</b>
311	Food mfg .....	977	34 331	318 118	1 229 784	916	34 427	296 499	1 142 375
312	Beverage & tobacco product mfg .....	112	6 996	70 617	283 065	114	7 819	66 723	267 680
313	Textile mills .....	129	1 459	9 685	40 151	147	1 380	10 097	44 183
314	Textile product mills .....	513	5 506	30 310	122 444	514	5 759	31 593	136 890
315	Apparel manufacturing .....	474	7 175	38 102	176 797	464	9 892	53 958	234 150
316	Leather & allied product mfg .....	80	1 300	5 676	29 667	76	2 597	19 279	84 143
321	Wood product mfg .....	508	15 563	113 782	485 158	534	15 478	108 629	453 678
322	Paper mfg .....	167	10 738	120 833	489 572	155	10 518	116 539	473 072
323	Printing & related support activities .....	1 959	22 380	173 194	698 800	2 017	22 021	172 876	689 846
324	Petroleum & coal products mfg .....	56	1 154	11 854	49 194	55	1 194	11 507	49 076
325	Chemical mfg .....	549	21 475	256 591	1 035 397	538	19 395	212 052	873 488
326	Plastics & rubber products mfg .....	600	16 971	116 090	478 529	608	17 694	136 565	560 739
327	Nonmetallic mineral product mfg .....	946	21 866	187 683	780 407	954	20 235	179 405	753 741
331	Primary metal mfg .....	131	3 959	34 852	141 767	150	4 583	40 232	162 574
332	Fabricated metal product mfg .....	1 861	36 585	283 510	1 167 709	1 950	35 854	272 902	1 128 682
333	Machinery mfg .....	819	21 591	206 052	834 124	861	23 620	230 004	928 333
334	Computer & electronic product mfg .....	665	51 860	708 608	2 811 090	687	52 719	718 315	2 792 126
335	Electrical equip, appliance & component mfg .....	248	9 580	90 840	350 170	265	10 316	96 662	379 200
336	Transportation equipment mfg .....	692	30 735	292 883	1 121 821	685	30 194	282 602	1 097 991
337	Furniture & related product mfg .....	1 451	16 789	107 189	449 450	1 472	17 063	112 043	467 428
339	Miscellaneous mfg .....	1 813	31 741	308 648	1 269 513	1 718	29 498	280 974	1 160 498
<b>42</b>	<b>Wholesale trade .....</b>	<b>31 820</b>	<b>305 108</b>	<b>2 981 601</b>	<b>12 369 943</b>	<b>30 760</b>	<b>300 242</b>	<b>2 904 726</b>	<b>11 894 703</b>
421	Wholesale trade, durable goods .....	-	-	-	-	20 224	174 384	1 780 798	7 252 932
422	Wholesale trade, nondurable goods .....	-	-	-	-	10 536	125 858	1 123 928	4 641 771
423	Merchant Wholesalers, Durable Goods .....	18 955	167 255	1 715 999	7 121 309	-	-	-	-
424	Merchant Wholesalers, Nondurable Goods .....	9 989	121 039	1 125 469	4 652 453	-	-	-	-
425	Wholesale Electronic Markets and Agents and Brokers .....	2 876	16 814	140 133	596 181	-	-	-	-
<b>44-45</b>	<b>Retail trade .....</b>	<b>70 306</b>	<b>919 700</b>	<b>4 797 290</b>	<b>19 663 247</b>	<b>70 622</b>	<b>908 648</b>	<b>4 720 834</b>	<b>19 418 663</b>
441	Motor vehicle & parts dealers .....	8 061	121 575	1 072 988	4 526 760	8 039	118 048	1 038 841	4 370 048
442	Furniture & home furnishing stores .....	4 780	36 977	220 725	925 226	4 834	34 893	212 200	877 890
443	Electronics & appliance stores .....	3 079	24 970	147 742	604 048	3 189	23 309	145 677	605 039
444	Bldg material & garden equip & supp dealers .....	4 677	66 889	410 283	1 676 164	5 224	72 656	467 324	1 909 453
445	Food & beverage stores .....	8 701	202 413	820 664	3 286 247	8 756	199 721	781 702	3 158 018
446	Health & personal care stores .....	5 988	63 672	361 277	1 508 897	5 872	63 755	354 527	1 490 627
447	Gasoline stations .....	6 428	45 217	171 439	707 603	6 370	44 093	167 139	692 887
448	Clothing & clothing accessories stores .....	11 282	99 975	369 067	1 515 089	11 447	92 599	355 628	1 452 226
451	Sporting goods, hobby, book & music stores .....	3 498	29 727	107 445	452 728	3 673	30 327	111 699	463 030
452	General merchandise stores .....	2 306	147 450	688 777	2 713 174	2 235	149 395	650 994	2 636 050
453	Miscellaneous store retailers .....	8 018	49 986	195 500	801 295	8 228	49 455	204 391	846 135
454	Nonstore retailers .....	3 488	30 849	231 383	946 016	2 755	30 397	230 712	917 260
<b>48-49</b>	<b>Transportation &amp; warehousing .....</b>	<b>11 474</b>	<b>195 212</b>	<b>1 689 707</b>	<b>6 731 276</b>	<b>11 131</b>	<b>176 901</b>	<b>1 485 676</b>	<b>6 096 939</b>
481	Air transportation .....	529	26 433	273 686	1 064 812	536	28 726	289 754	1 184 398
483	Water transportation .....	250	12 811	159 423	616 175	216	13 116	155 644	580 181
484	Truck transportation .....	4 627	48 646	411 291	1 661 095	4 619	45 103	373 845	1 519 490
485	Transit & ground passenger transportation .....	833	11 971	56 871	229 162	813	10 191	52 604	215 651
486	Pipeline transportation .....	32	(E)	(D)	(D)	39	517	8 272	25 589
487	Scenic & sightseeing transportation .....	403	(G)	(D)	(D)	422	2 075	9 680	44 483
488	Transportation support activities .....	3 268	47 032	411 772	1 659 366	3 172	44 066	359 062	1 498 670
492	Couriers & messengers .....	1 008	26 141	206 360	825 164	954	28 568	203 265	898 937
493	Warehousing & storage .....	524	19 562	152 896	609 197	360	4 539	33 550	129 540
<b>51</b>	<b>Information .....</b>	<b>8 021</b>	<b>174 673</b>	<b>2 351 313</b>	<b>8 689 955</b>	<b>7 832</b>	<b>183 164</b>	<b>2 366 155</b>	<b>8 634 738</b>
511	Publishing industries .....	1 616	47 020	538 538	2 242 889	1 673	43 842	545 085	2 088 374
512	Motion picture & sound recording industries .....	1 187	11 955	63 705	270 598	1 188	12 197	89 027	285 972
513	Broadcasting & telecommunications .....	-	-	-	-	3 529	106 603	1 359 633	4 904 236
514	Information & data processing services .....	-	-	-	-	1 442	20 522	392 410	1 356 156
515	Broadcasting (except Internet) .....	573	15 104	226 824	849 958	-	-	-	-
516	Internet Publishing and Broadcasting .....	147	1 080	12 180	48 248	-	-	-	-
517	Telecommunications .....	3 037	80 278	1 263 370	4 314 235	-	-	-	-
518	Internet Service Providers, Web Search Portals, and Data Processing Serv .....	1 272	16 734	228 329	888 167	-	-	-	-
519	Other Information Services .....	189	2 502	18 367	75 860	-	-	-	-

See footnotes at end of table.

**Table 1. The State—Establishments, Employees, and Payroll by Major Group: 2003 and 2002—Con.**

[Excludes most government employees, railroad employees, and self-employed persons. (D) denotes figures withheld to avoid disclosing data for individual companies; the data are included in broader industry totals. For explanation of terms, abbreviations, and data reliability/comparability, see introductory text]

NAICS code	Major group	2003				2002			
		Number of establishments	Number of employees for week including March 12	Payroll (\$1,000)		Number of establishments	Number of employees for week including March 12	Payroll (\$1,000)	
				First quarter	Annual			First quarter	Annual
<b>52</b>	<b>Finance &amp; insurance</b> .....	<b>29 822</b>	<b>357 834</b>	<b>4 663 760</b>	<b>17 501 489</b>	<b>28 697</b>	<b>366 076</b>	<b>4 496 863</b>	<b>16 702 072</b>
521	Monetary authorities - central bank .....	3	(F)	(D)	(D)	2	(F)	(D)	(D)
522	Credit intermediation & related activities .....	12 942	187 118	2 212 005	8 365 075	12 282	193 701	2 061 977	7 680 962
523	Security, commodity contracts & like activity .....	5 370	38 618	891 928	3 186 942	5 090	47 861	1 036 660	3 573 547
524	Insurance carriers & related activities .....	11 187	130 091	1 530 531	5 842 552	10 999	122 418	1 375 086	5 348 845
525	Funds, trusts, & other financial vehicles (part) ...	320	(G)	(D)	(D)	324	(G)	(D)	(D)
<b>53</b>	<b>Real estate &amp; rental &amp; leasing</b> .....	<b>26 731</b>	<b>145 801</b>	<b>1 089 028</b>	<b>4 633 534</b>	<b>25 067</b>	<b>140 137</b>	<b>998 251</b>	<b>4 227 955</b>
531	Real estate .....	22 435	98 914	758 518	3 272 661	20 803	92 741	673 899	2 917 475
532	Rental & leasing services .....	4 171	45 850	317 065	1 299 224	4 152	46 026	295 437	1 223 228
533	Lessors of other nonfinancial intangible asset ...	125	1 037	13 445	61 649	112	1 370	28 915	87 252
<b>54</b>	<b>Professional, scientific &amp; technical services</b> .....	<b>59 015</b>	<b>391 698</b>	<b>4 191 883</b>	<b>18 447 119</b>	<b>56 941</b>	<b>403 902</b>	<b>4 334 691</b>	<b>18 702 539</b>
541	Professional, scientific & technical services .....	59 015	391 698	4 191 883	18 447 119	56 941	403 902	4 334 691	18 702 539
<b>55</b>	<b>Management of companies &amp; enterprises</b> .....	<b>2 464</b>	<b>124 303</b>	<b>1 900 253</b>	<b>7 509 944</b>	<b>2 581</b>	<b>131 316</b>	<b>1 725 345</b>	<b>6 834 791</b>
551	Management of companies & enterprises .....	2 464	124 303	1 900 253	7 509 944	2 581	131 316	1 725 345	6 834 791
<b>56</b>	<b>Admin, support, waste mgt, remediation services</b> .....	<b>27 892</b>	<b>1 080 419</b>	<b>6 343 708</b>	<b>27 020 072</b>	<b>27 007</b>	<b>954 424</b>	<b>5 283 958</b>	<b>22 599 014</b>
561	Administrative & support services .....	27 097	1 063 377	6 197 211	26 422 713	26 256	939 884	5 158 847	22 079 660
562	Waste management & remediation services .....	795	17 042	146 497	597 359	751	14 540	125 111	519 354
<b>61</b>	<b>Educational services</b> .....	<b>4 573</b>	<b>110 109</b>	<b>704 222</b>	<b>2 970 883</b>	<b>4 340</b>	<b>106 611</b>	<b>647 025</b>	<b>2 670 579</b>
611	Educational services .....	4 573	110 109	704 222	2 970 883	4 340	106 611	647 025	2 670 579
<b>62</b>	<b>Health care and social assistance</b> .....	<b>45 486</b>	<b>816 646</b>	<b>6 634 562</b>	<b>28 552 200</b>	<b>44 304</b>	<b>783 597</b>	<b>6 257 961</b>	<b>26 852 511</b>
621	Ambulatory health care services .....	35 451	311 816	3 024 109	13 690 885	34 489	299 048	2 866 403	12 889 469
622	Hospitals .....	311	258 090	2 421 937	9 772 420	362	251 492	2 268 099	9 157 263
623	Nursing & residential care facilities .....	2 983	151 461	798 990	3 324 912	2 900	143 098	757 210	3 144 480
624	Social assistance .....	6 741	95 279	389 526	1 763 983	6 553	89 959	366 249	1 661 299
<b>71</b>	<b>Arts, entertainment &amp; recreation</b> .....	<b>6 573</b>	<b>144 123</b>	<b>781 266</b>	<b>3 259 487</b>	<b>6 259</b>	<b>134 600</b>	<b>738 622</b>	<b>3 044 735</b>
711	Performing arts, spectator sports & related industries .....	2 411	25 969	267 032	1 215 131	2 344	23 219	249 457	1 098 005
712	Museums, historical sites & like institutions .....	306	5 972	30 206	119 373	314	5 713	30 831	122 899
713	Amusement, gambling & recreation industries ..	3 856	112 182	484 028	1 924 983	3 601	105 668	458 334	1 823 831
<b>72</b>	<b>Accommodation &amp; food services</b> .....	<b>30 970</b>	<b>654 938</b>	<b>2 192 013</b>	<b>8 780 095</b>	<b>30 203</b>	<b>621 996</b>	<b>2 052 101</b>	<b>8 213 381</b>
721	Accommodation .....	3 786	142 053	678 191	2 686 335	3 869	138 679	654 376	2 616 961
722	Food services & drinking places .....	27 184	512 885	1 513 822	6 093 760	26 334	483 317	1 397 725	5 596 420
<b>81</b>	<b>Other services (except public administration)</b> .....	<b>43 213</b>	<b>301 360</b>	<b>1 468 913</b>	<b>6 072 811</b>	<b>43 572</b>	<b>302 966</b>	<b>1 523 596</b>	<b>6 263 324</b>
811	Repair & maintenance .....	14 361	68 059	417 863	1 742 260	14 746	72 122	469 434	1 958 535
812	Personal & laundry services .....	13 473	79 213	328 515	1 342 323	13 430	76 243	330 526	1 338 914
813	Religious, grantmaking, civic, prof & like organizations .....	15 379	154 088	722 535	2 988 228	15 396	154 601	723 636	2 965 875
<b>95</b>	<b>Auxiliaries (exc corporate, subsidiary &amp; regional mgt)</b> .....	<b>-</b>	<b>-</b>	<b>-</b>	<b>-</b>	<b>571</b>	<b>49 047</b>	<b>474 453</b>	<b>1 859 703</b>
<b>99</b>	<b>Unclassified establishments</b> .....	<b>1 493</b>	<b>2 004</b>	<b>7 664</b>	<b>35 514</b>	<b>1 864</b>	<b>1 323</b>	<b>6 221</b>	<b>65 965</b>

Note 1: Employment-size classes are indicated as follows: A—0 to 19; B—20 to 99; C—100 to 249; E—250 to 499; F—500 to 999; G—1,000 to 2,499; H—2,500 to 4,999; I—5,000 to 9,999; J—10,000 to 24,999; K—25,000 to 49,999; L—50,000 to 99,999; M—100,000 or more.

Note 2: For Table 1, - Represents "Not applicable" for NAICS industries whose definitions have changed. These industries are primarily in the Construction, Wholesale Trade, Retail Trade, and Information sectors. Changes to NAICS codes can be found at [www.census.gov/epcd/naics02](http://www.census.gov/epcd/naics02). For other industries, - Represents zero.

**Table 2. The State—Employees, Payroll, and Establishments by Industry: 2003**

[Excludes most government employees, railroad employees, and self-employed persons. Size class 1 to 4 includes establishments with payroll, but no employees, during mid-March pay period. (D) denotes figures withheld to avoid disclosing data for individual companies; the data are included in broader industry totals. For explanation of terms, abbreviations, and data reliability/comparability, see introductory text]

NAICS code	Industry	Number of employees for week including March 12	Payroll (\$1,000)		Total number of establishments	Number of establishments by employment-size class									
			First quarter	Annual		1 to 4	5 to 9	10 to 19	20 to 49	50 to 99	100 to 249	250 to 499	500 to 999	1,000 or more	
	<b>Total .....</b>	<b>6 549 488</b>	<b>49 140 039</b>	<b>202 370 528</b>	<b>460 746</b>	<b>276 185</b>	<b>80 194</b>	<b>50 100</b>	<b>33 223</b>	<b>11 648</b>	<b>6 944</b>	<b>1 475</b>	<b>577</b>	<b>400</b>	
<b>11</b>	<b>Forestry, fishing, hunting, and agriculture support .....</b>	<b>14 218</b>	<b>78 513</b>	<b>292 406</b>	<b>1 142</b>	<b>729</b>	<b>200</b>	<b>109</b>	<b>47</b>	<b>32</b>	<b>19</b>	<b>3</b>	<b>2</b>	<b>1</b>	
113	Forestry and logging .....	3 661	27 127	113 124	336	173	93	46	16	4	3	—	1	—	
1131	Timber tract operations .....	1 378	8 162	32 724	39	28	6	1	1	—	2	—	1	—	
11311	Timber tract operations .....	1 378	8 162	32 724	39	28	6	1	1	—	2	—	1	—	
113110	Timber tract operations .....	1 378	8 162	32 724	39	28	6	1	1	—	2	—	1	—	
1132	Forest nurseries & gathering forest products .....	131	1 239	6 974	20	12	4	2	2	—	—	—	—	—	
11321	Forest nurseries & gathering forest products .....	131	1 239	6 974	20	12	4	2	2	—	—	—	—	—	
113210	Forest nurseries & gathering forest products .....	131	1 239	6 974	20	12	4	2	2	—	—	—	—	—	
1133	Logging .....	2 152	17 726	73 426	277	133	83	43	13	4	1	—	—	—	
11331	Logging .....	2 152	17 726	73 426	277	133	83	43	13	4	1	—	—	—	
113310	Logging .....	2 152	17 726	73 426	277	133	83	43	13	4	1	—	—	—	
114	Fishing, hunting & trapping .....	369	1 833	8 189	152	139	7	2	4	—	—	—	—	—	
1141	Fishing .....	(E)	(D)	(D)	132	121	7	1	3	—	—	—	—	—	
11411	Fishing .....	(E)	(D)	(D)	132	121	7	1	3	—	—	—	—	—	
114111	Finfish fishing .....	(C)	(D)	(D)	74	71	3	—	—	—	—	—	—	—	
114112	Shellfish fishing .....	(C)	(D)	(D)	57	49	4	1	3	—	—	—	—	—	
114119	Other marine fishing .....	(A)	(D)	(D)	1	1	—	—	—	—	—	—	—	—	
1142	Hunting & trapping .....	(B)	(D)	(D)	20	18	—	1	1	—	—	—	—	—	
11421	Hunting & trapping .....	(B)	(D)	(D)	20	18	—	1	1	—	—	—	—	—	
114210	Hunting & trapping .....	(B)	(D)	(D)	20	18	—	1	1	—	—	—	—	—	
115	Agriculture & forestry support activities .....	10 188	49 553	171 093	654	417	100	61	27	28	16	3	1	1	
1151	Crop production support activities .....	8 623	40 204	137 137	335	179	53	40	17	26	15	3	1	1	
11511	Crop production support activities .....	8 623	40 204	137 137	335	179	53	40	17	26	15	3	1	1	
115111	Cotton ginning .....	(A)	(D)	(D)	2	—	1	—	—	—	—	—	—	—	
115112	Soil preparation, planting, & cultivating ..	1 129	6 052	25 144	111	70	19	11	4	6	1	—	—	—	
115113	Crop harvesting, primarily by machine ..	(G)	(D)	(D)	30	13	8	4	3	1	—	—	1	—	
115114	Postharvest crop activities (exc ginning) .....	4 552	22 101	74 610	69	22	7	9	4	11	13	2	—	1	
115115	Farm labor contractors & crew leaders ..	1 095	5 220	13 971	51	32	5	5	2	6	—	1	—	—	
115116	Farm management services .....	630	3 643	13 439	72	42	13	10	4	2	1	—	—	—	
1152	Animal production support activities .....	1 235	7 273	25 162	267	212	32	13	7	2	1	—	—	—	
11521	Animal production support activities .....	1 235	7 273	25 162	267	212	32	13	7	2	1	—	—	—	
115210	Animal production support activities .....	1 235	7 273	25 162	267	212	32	13	7	2	1	—	—	—	
1153	Forestry support activities .....	330	2 076	8 794	52	26	15	8	3	—	—	—	—	—	
11531	Forestry support activities .....	330	2 076	8 794	52	26	15	8	3	—	—	—	—	—	
115310	Forestry support activities .....	330	2 076	8 794	52	26	15	8	3	—	—	—	—	—	
<b>21</b>	<b>Mining .....</b>	<b>6 225</b>	<b>73 991</b>	<b>300 264</b>	<b>274</b>	<b>148</b>	<b>35</b>	<b>36</b>	<b>29</b>	<b>12</b>	<b>11</b>	<b>2</b>	<b>—</b>	<b>1</b>	
211	Oil & gas extraction .....	143	1 854	7 693	37	32	—	4	—	1	—	—	—	—	
2111	Oil & gas extraction .....	143	1 854	7 693	37	32	—	4	—	1	—	—	—	—	
21111	Oil & gas extraction .....	143	1 854	7 693	37	32	—	4	—	1	—	—	—	—	
211111	Crude petroleum & natural gas extraction .....	(B)	(D)	(D)	26	23	—	3	—	—	—	—	—	—	
211112	Natural gas liquid extraction .....	(B)	(D)	(D)	11	9	—	1	—	1	—	—	—	—	
212	Mining (except oil & gas) .....	5 760	66 254	277 172	157	55	25	26	26	11	11	2	—	1	
2121	Coal mining .....	(E)	(D)	(D)	4	3	—	—	—	—	—	1	—	—	
21211	Coal mining .....	(E)	(D)	(D)	4	3	—	—	—	—	—	1	—	—	
212111	Bituminous coal & lignite surface mining .....	(A)	(D)	(D)	2	2	—	—	—	—	—	—	—	—	
212112	Bituminous coal underground mining .....	(E)	(D)	(D)	2	1	—	—	—	—	—	1	—	—	
2122	Metal ore mining .....	(E)	(D)	(D)	5	2	—	1	—	—	2	—	—	—	
21222	Gold ore & silver ore mining .....	(A)	(D)	(D)	1	—	—	1	—	—	—	—	—	—	
212221	Gold ore mining .....	(A)	(D)	(D)	1	—	—	1	—	—	—	—	—	—	
21223	Copper, nickel, lead & zinc mining .....	(A)	(D)	(D)	1	1	—	—	—	—	—	—	—	—	
212231	Lead ore & zinc ore mining .....	(A)	(D)	(D)	1	1	—	—	—	—	—	—	—	—	
21229	Other metal ore mining .....	(E)	(D)	(D)	3	1	—	—	—	—	2	—	—	—	
212299	All other metal ore mining .....	(E)	(D)	(D)	3	1	—	—	—	—	2	—	—	—	
2123	Nonmetallic mineral mining & quarrying .....	5 075	56 940	241 267	148	50	25	25	26	11	9	1	—	1	
21231	Stone mining & quarrying .....	1 858	20 448	88 159	63	15	6	11	19	8	4	—	—	—	
212311	Dimension stone mining & quarrying ..	(B)	(D)	(D)	7	3	2	2	—	—	—	—	—	—	
212312	Crushed & broken limestone mining & quarrying .....	1 692	18 898	80 428	48	8	4	8	17	7	4	—	—	—	
212319	Other crushed & broken stone mining & quarrying .....	(C)	(D)	(D)	8	4	—	1	2	1	—	—	—	—	
21232	Sand, gravel, clay, refractory minerals mining .....	755	7 324	30 328	53	21	13	12	3	3	1	—	—	—	
212321	Construction sand & gravel mining .....	(E)	(D)	(D)	48	19	13	12	2	2	—	—	—	—	
212322	Industrial sand mining .....	(A)	(D)	(D)	1	1	—	—	—	—	—	—	—	—	
212324	Kaolin & ball clay mining .....	(C)	(D)	(D)	2	—	—	—	1	—	1	—	—	—	
212325	Clay & ceramic & refractory minerals mining .....	(B)	(D)	(D)	2	1	—	—	—	1	—	—	—	—	
21239	Other nonmetallic mineral mining & quarrying .....	2 462	29 168	122 780	32	14	6	2	4	—	4	1	—	1	
212391	Potash, soda, & borate mineral mining ..	(A)	(D)	(D)	1	1	—	—	—	—	—	—	—	—	
212392	Phosphate rock mining .....	1 984	25 581	108 102	8	1	2	—	—	—	4	—	—	1	
212393	Other chemical & fertilizer mineral mining .....	(A)	(D)	(D)	1	—	—	—	1	—	—	—	—	—	
212399	All other nonmetallic mineral mining .....	(E)	(D)	(D)	22	12	4	1	4	—	—	1	—	—	

See footnotes at end of table.

**Table 2. The State—Employees, Payroll, and Establishments by Industry: 2003—Con.**

[Excludes most government employees, railroad employees, and self-employed persons. Size class 1 to 4 includes establishments with payroll, but no employees, during mid-March pay period. (D) denotes figures withheld to avoid disclosing data for individual companies; the data are included in broader industry totals. For explanation of terms, abbreviations, and data reliability/comparability, see introductory text]

NAICS code	Industry	Number of employees for week including March 12	Payroll (\$1,000)		Total number of establishments	Number of establishments by employment-size class											
			First quarter	Annual		1 to 4	5 to 9	10 to 19	20 to 49	50 to 99	100 to 249	250 to 499	500 to 999	1,000 or more			
<b>21</b>	<b>Mining—Con.</b>																
213	Mining support activities .....	322	5 883	15 399	80	61	10	6	3	—	—	—	—	—	—	—	—
2131	Mining support activities .....	322	5 883	15 399	80	61	10	6	3	—	—	—	—	—	—	—	—
21311	Mining support activities .....	322	5 883	15 399	80	61	10	6	3	—	—	—	—	—	—	—	—
213111	Drilling oil & gas wells .....	(C)	(D)	(D)	44	35	7	1	1	—	—	—	—	—	—	—	—
213112	Oil & gas operations support activities ..	(C)	(D)	(D)	27	21	2	2	2	—	—	—	—	—	—	—	—
213114	Support activities for metal mining .....	(B)	(D)	(D)	4	3	—	1	—	—	—	—	—	—	—	—	—
213115	Nonmetallic minerals support activity (exc fuels) .....	(B)	(D)	(D)	5	2	1	2	—	—	—	—	—	—	—	—	—
<b>22</b>	<b>Utilities .....</b>	<b>31 742</b>	<b>557 559</b>	<b>1 819 466</b>	<b>735</b>	<b>308</b>	<b>138</b>	<b>75</b>	<b>87</b>	<b>58</b>	<b>43</b>	<b>15</b>	<b>7</b>	<b>4</b>			
221	Utilities .....	31 742	557 559	1 819 466	735	308	138	75	87	58	43	15	7	4			
2211	Elec pwr generation, transmsn & distribution .....	28 009	523 970	1 682 367	350	86	53	36	64	47	38	15	7	4			
22111	Electric power generation .....	11 193	190 112	634 725	161	39	25	22	27	20	15	8	5	—			
221111	Hydroelectric power generation .....	(A)	(D)	(D)	4	4	—	—	—	—	—	—	—	—			
221112	Fossil fuel electric power generation ....	6 953	109 817	363 179	129	27	21	22	20	19	13	7	—	—			
221113	Nuclear electric power generation .....	(H)	(D)	(D)	6	—	—	—	1	—	1	—	4	—			
221119	Other electric power generation .....	(G)	(D)	(D)	22	8	4	—	6	1	1	1	1	—			
22112	Electric pwr transmsn, control & distribution .....	16 816	333 858	1 047 642	189	47	28	14	37	27	23	7	2	4			
221121	Electric bulk power transmission & control .....	(A)	(D)	(D)	1	1	—	—	—	—	—	—	—	—			
221122	Electric power distribution .....	(J)	(D)	(D)	188	46	28	14	37	27	23	7	2	4			
2212	Natural gas distribution .....	1 506	16 582	62 757	47	16	6	9	5	7	4	—	—	—			
22121	Natural gas distribution .....	1 506	16 582	62 757	47	16	6	9	5	7	4	—	—	—			
221210	Natural gas distribution .....	1 506	16 582	62 757	47	16	6	9	5	7	4	—	—	—			
2213	Water, sewage & other systems .....	2 227	17 007	74 342	338	206	79	30	18	4	1	—	—	—			
22131	Water supply & irrigation systems .....	1 591	12 608	55 329	244	147	61	20	13	2	1	—	—	—			
221310	Water supply & irrigation systems .....	1 591	12 608	55 329	244	147	61	20	13	2	1	—	—	—			
22132	Sewage treatment facilities .....	608	4 314	18 682	84	50	18	9	5	2	—	—	—	—			
221320	Sewage treatment facilities .....	608	4 314	18 682	84	50	18	9	5	2	—	—	—	—			
22133	Steam & air-conditioning supply .....	28	85	331	10	9	—	1	—	—	—	—	—	—			
221330	Steam & air-conditioning supply .....	28	85	331	10	9	—	1	—	—	—	—	—	—			
<b>23</b>	<b>Construction .....</b>	<b>403 621</b>	<b>3 147 676</b>	<b>13 676 214</b>	<b>43 992</b>	<b>28 776</b>	<b>6 574</b>	<b>4 339</b>	<b>2 851</b>	<b>948</b>	<b>411</b>	<b>62</b>	<b>21</b>	<b>10</b>			
236	Construction of Buildings .....	89 324	880 537	3 821 791	11 269	7 907	1 586	955	557	148	94	14	2	6			
2361	Residential Building Construction .....	56 656	547 341	2 419 334	8 890	6 735	1 127	581	288	91	56	7	1	4			
23611	Residential Building Construction .....	56 656	547 341	2 419 334	8 890	6 735	1 127	581	288	91	56	7	1	4			
236115	New Single-Family Housing Construction (except Operative Builders) .....	26 608	211 993	946 666	5 598	4 226	796	387	143	31	11	2	1	1			
236116	New Multifamily Housing Construction (except Operative Builders) .....	4 988	54 395	232 509	302	155	43	44	39	8	11	2	—	—			
236117	New Housing Operative Builders .....	16 939	226 329	999 949	567	319	70	44	53	47	28	3	—	3			
236118	Residential Remodelers .....	8 121	54 624	240 210	2 423	2 035	218	106	53	5	6	—	—	—			
2362	Nonresidential Building Construction .....	32 668	333 196	1 402 457	2 379	1 172	459	374	269	57	38	7	1	2			
23621	Industrial Building Construction .....	3 473	34 120	109 176	64	34	7	10	6	2	3	—	—	2			
236210	Industrial Building Construction .....	3 473	34 120	109 176	64	34	7	10	6	2	3	—	—	2			
23622	Commercial and Institutional Building Construction .....	29 195	299 076	1 293 281	2 315	1 138	452	364	263	55	35	7	1	—			
236220	Commercial and Institutional Building Construction .....	29 195	299 076	1 293 281	2 315	1 138	452	364	263	55	35	7	1	—			
237	Heavy and Civil Engineering Construction .....	55 549	480 838	2 064 863	3 118	1 707	465	359	344	137	81	15	9	1			
2371	Utility System Construction .....	23 641	196 206	838 089	1 112	494	194	159	169	52	35	5	3	1			
23711	Water and Sewer Line and Related Structures Construction .....	13 689	109 348	485 291	770	357	133	105	115	36	21	2	1	—			
237110	Water and Sewer Line and Related Structures Construction .....	13 689	109 348	485 291	770	357	133	105	115	36	21	2	1	—			
23712	Oil and Gas Pipeline and Related Structures Construction .....	425	3 227	14 845	33	15	5	6	6	1	—	—	—	—			
237120	Oil and Gas Pipeline and Related Structures Construction .....	425	3 227	14 845	33	15	5	6	6	1	—	—	—	—			
23713	Power and Communication Line and Related Structures Construction .....	9 527	83 631	337 953	309	122	56	48	48	15	14	3	2	1			
237130	Power and Communication Line and Related Structures Construction .....	9 527	83 631	337 953	309	122	56	48	48	15	14	3	2	1			
2372	Land Subdivision .....	6 803	80 159	333 185	1 056	797	135	68	32	15	7	2	—	—			
23721	Land Subdivision .....	6 803	80 159	333 185	1 056	797	135	68	32	15	7	2	—	—			
237210	Land Subdivision .....	6 803	80 159	333 185	1 056	797	135	68	32	15	7	2	—	—			
2373	Highway, Street, and Bridge Construction ..	19 181	157 296	675 408	515	172	67	81	90	59	34	8	4	—			
23731	Highway, Street, and Bridge Construction ..	19 181	157 296	675 408	515	172	67	81	90	59	34	8	4	—			
237310	Highway, Street, and Bridge Construction ..	19 181	157 296	675 408	515	172	67	81	90	59	34	8	4	—			
2379	Other Heavy and Civil Engineering Construction .....	5 924	47 177	218 181	435	244	69	51	53	11	5	—	2	—			
23799	Other Heavy and Civil Engineering Construction .....	5 924	47 177	218 181	435	244	69	51	53	11	5	—	2	—			
237990	Other Heavy and Civil Engineering Construction .....	5 924	47 177	218 181	435	244	69	51	53	11	5	—	2	—			
238	Specialty Trade Contractors .....	258 748	1 786 301	7 789 560	29 605	19 162	4 523	3 025	1 950	663	236	33	10	3			
2381	Foundation, Structure, and Building Exterior Contractors .....	61 725	387 007	1 703 065	6 721	4 111	1 091	813	490	151	55	7	3	—			
23811	Poured Concrete Foundation and Structure Contractors .....	18 830	118 437	525 424	1 585	870	291	216	138	45	20	3	2	—			
238110	Poured Concrete Foundation and Structure Contractors .....	18 830	118 437	525 424	1 585	870	291	216	138	45	20	3	2	—			
23812	Structural Steel and Precast Concrete Contractors .....	3 182	22 822	93 326	194	92	28	32	22	14	6	—	—	—			
238120	Structural Steel and Precast Concrete Contractors .....	3 182	22 822	93 326	194	92	28	32	22	14	6	—	—	—			
23813	Framing Contractors .....	6 427	37 612	167 105	1 081	774	180	73	41	9	3	—	1	—			
238130	Framing Contractors .....	6 427	37 612	167 105	1 081	774	180	73	41	9	3	—	1	—			

See footnotes at end of table.

**Table 2. The State—Employees, Payroll, and Establishments by Industry: 2003—Con.**

[Excludes most government employees, railroad employees, and self-employed persons. Size class 1 to 4 includes establishments with payroll, but no employees, during mid-March pay period. (D) denotes figures withheld to avoid disclosing data for individual companies; the data are included in broader industry totals. For explanation of terms, abbreviations, and data reliability/comparability, see introductory text]

NAICS code	Industry	Number of employees for week including March 12	Payroll (\$1,000)		Total number of establishments	Number of establishments by employment-size class											
			First quarter	Annual		1 to 4	5 to 9	10 to 19	20 to 49	50 to 99	100 to 249	250 to 499	500 to 999	1,000 or more			
<b>23</b>	<b>Construction—Con.</b>																
238	Specialty Trade Contractors—Con.																
2381	Foundation, Structure, and Building Exterior Contractors—Con.																
23814	Masonry Contractors .....	11 480	65 059	293 914	1 387	865	209	174	102	25	10	2	—	—	—	—	—
238140	Masonry Contractors .....	11 480	65 059	293 914	1 387	865	209	174	102	25	10	2	—	—	—	—	—
23815	Glass and Glazing Contractors .....	3 138	22 147	98 817	404	239	67	55	36	7	—	—	—	—	—	—	—
238150	Glass and Glazing Contractors .....	3 138	22 147	98 817	404	239	67	55	36	7	—	—	—	—	—	—	—
23816	Roofing Contractors .....	14 901	100 047	433 586	1 319	718	223	195	123	43	15	2	—	—	—	—	—
238160	Roofing Contractors .....	14 901	100 047	433 586	1 319	718	223	195	123	43	15	2	—	—	—	—	—
23817	Siding Contractors .....	2 258	12 073	52 158	463	335	62	45	18	2	1	—	—	—	—	—	—
238170	Siding Contractors .....	2 258	12 073	52 158	463	335	62	45	18	2	1	—	—	—	—	—	—
23819	Other Foundation, Structure, and Building Exterior Contractors .....	1 509	8 810	38 735	288	218	31	23	10	6	—	—	—	—	—	—	—
238190	Other Foundation, Structure, and Building Exterior Contractors .....	1 509	8 810	38 735	288	218	31	23	10	6	—	—	—	—	—	—	—
2382	Building Equipment Contractors .....	113 775	860 023	3 723 062	9 760	5 511	1 732	1 194	857	319	121	18	6	2			
23821	Electrical Contractors .....	51 193	378 833	1 642 657	4 073	2 270	755	504	334	132	62	10	5	1			
238210	Electrical Contractors .....	51 193	378 833	1 642 657	4 073	2 270	755	504	334	132	62	10	5	1			
23822	Plumbing, Heating, and Air-Conditioning Contractors .....	57 909	433 808	1 891 361	5 341	3 049	921	659	476	174	53	7	1	1			
238220	Plumbing, Heating, and Air-Conditioning Contractors .....	57 909	433 808	1 891 361	5 341	3 049	921	659	476	174	53	7	1	1			
23829	Other Building Equipment Contractors .....	4 673	47 382	189 044	346	192	56	31	47	13	6	1	—	—	—	—	—
238290	Other Building Equipment Contractors .....	4 673	47 382	189 044	346	192	56	31	47	13	6	1	—	—	—	—	—
2383	Building Finishing Contractors .....	49 369	311 495	1 349 218	8 792	6 632	1 065	584	360	112	34	4	1	—	—	—	—
23831	Drywall and Insulation Contractors .....	16 621	117 838	506 376	1 573	1 005	212	153	128	54	18	2	1	—	—	—	—
238310	Drywall and Insulation Contractors .....	16 621	117 838	506 376	1 573	1 005	212	153	128	54	18	2	1	—	—	—	—
23832	Painting and Wall Covering Contractors .....	13 583	74 309	324 903	2 747	2 119	338	162	91	28	7	2	—	—	—	—	—
238320	Painting and Wall Covering Contractors .....	13 583	74 309	324 903	2 747	2 119	338	162	91	28	7	2	—	—	—	—	—
23833	Flooring Contractors .....	2 919	18 080	82 515	837	675	96	43	19	3	1	—	—	—	—	—	—
238330	Flooring Contractors .....	2 919	18 080	82 515	837	675	96	43	19	3	1	—	—	—	—	—	—
23834	Tile and Terrazzo Contractors .....	4 898	30 906	128 904	1 161	902	141	72	37	8	1	—	—	—	—	—	—
238340	Tile and Terrazzo Contractors .....	4 898	30 906	128 904	1 161	902	141	72	37	8	1	—	—	—	—	—	—
23835	Finish Carpentry Contractors .....	8 032	49 103	214 736	2 082	1 675	224	113	55	12	3	—	—	—	—	—	—
238350	Finish Carpentry Contractors .....	8 032	49 103	214 736	2 082	1 675	224	113	55	12	3	—	—	—	—	—	—
23839	Other Building Finishing Contractors .....	3 316	21 259	91 784	392	256	54	41	30	7	4	—	—	—	—	—	—
238390	Other Building Finishing Contractors .....	3 316	21 259	91 784	392	256	54	41	30	7	4	—	—	—	—	—	—
2389	Other Specialty Trade Contractors .....	33 879	227 776	1 014 215	4 332	2 908	635	434	243	81	26	4	—	1			
23891	Site Preparation Contractors .....	15 989	114 127	507 304	1 681	1 069	248	184	115	42	19	4	—	—	—	—	—
238910	Site Preparation Contractors .....	15 989	114 127	507 304	1 681	1 069	248	184	115	42	19	4	—	—	—	—	—
23899	All Other Specialty Trade Contractors .....	17 890	113 649	506 911	2 651	1 839	387	250	128	39	7	—	—	1			
238990	All Other Specialty Trade Contractors .....	17 890	113 649	506 911	2 651	1 839	387	250	128	39	7	—	—	1			
<b>31-33</b>	<b>Manufacturing .....</b>	<b>369 754</b>	<b>3 485 117</b>	<b>14 044 609</b>	<b>14 750</b>	<b>6 924</b>	<b>2 607</b>	<b>2 052</b>	<b>1 690</b>	<b>741</b>	<b>510</b>	<b>152</b>	<b>50</b>	<b>24</b>			
311	Food mfg .....	34 331	318 118	1 229 784	977	448	157	135	101	61	44	21	7	3			
3111	Animal food mfg .....	(E)	(D)	(D)	40	15	6	11	7	1	—	—	—	—	—	—	—
31111	Animal food mfg .....	(E)	(D)	(D)	40	15	6	11	7	1	—	—	—	—	—	—	—
311111	Dog & cat food mfg .....	25	120	574	6	4	1	1	—	—	—	—	—	—	—	—	—
311119	Other animal food mfg .....	(E)	(D)	(D)	34	11	5	10	7	1	—	—	—	—	—	—	—
3112	Grain & oilseed milling .....	(C)	(D)	(D)	7	2	1	—	4	—	—	—	—	—	—	—	—
31121	Flour milling & malt mfg .....	(C)	(D)	(D)	5	2	—	—	3	—	—	—	—	—	—	—	—
311211	Flour milling .....	(B)	(D)	(D)	3	1	—	—	2	—	—	—	—	—	—	—	—
311212	Rice milling .....	(B)	(D)	(D)	2	1	—	—	1	—	—	—	—	—	—	—	—
31122	Starch & vegetable fats & oils mfg .....	(B)	(D)	(D)	2	—	1	—	1	—	—	—	—	—	—	—	—
311225	Fats & oils refining & blending .....	(B)	(D)	(D)	2	—	1	—	1	—	—	—	—	—	—	—	—
3113	Sugar & confectionery product mfg .....	3 488	41 422	129 090	71	34	13	9	7	—	2	5	1	—	—	—	—
31131	Sugar mfg .....	2 699	36 931	110 057	8	2	—	—	—	—	—	5	1	—	—	—	—
311311	Sugarcane mills .....	(G)	(D)	(D)	6	1	—	—	—	—	—	4	1	—	—	—	—
311312	Cane sugar refining .....	(E)	(D)	(D)	2	1	—	—	—	—	—	1	—	—	—	—	—
31132	Choc & confectionery mfg from cacao beans .....	8	18	590	6	6	—	—	—	—	—	—	—	—	—	—	—
311320	Choc & confectionery mfg from cacao beans .....	8	18	590	6	6	—	—	—	—	—	—	—	—	—	—	—
31133	Confectionery mfg from purchased chocolate .....	(F)	(D)	(D)	41	19	10	5	6	—	1	—	—	—	—	—	—
311330	Confectionery mfg from purchased chocolate .....	(F)	(D)	(D)	41	19	10	5	6	—	1	—	—	—	—	—	—
31134	Nonchocolate confectionery mfg .....	(C)	(D)	(D)	16	7	3	4	1	—	1	—	—	—	—	—	—
311340	Nonchocolate confectionery mfg .....	(C)	(D)	(D)	16	7	3	4	1	—	1	—	—	—	—	—	—
3114	Fruit & veg preserving & specialty food mfg .....	8 239	100 029	362 997	77	18	9	8	9	11	14	6	—	2			
31141	Frozen food mfg .....	2 647	22 538	94 388	30	4	2	4	5	6	5	4	—	—	—	—	—
311411	Frozen fruit, juice & vegetable mfg .....	2 267	20 776	84 569	22	1	2	5	5	5	3	—	—	—	—	—	—
311412	Frozen specialty food mfg .....	380	1 762	9 819	8	3	1	2	—	1	—	—	—	—	—	—	—
31142	Fruit & veg canning, pickling & drying .....	5 592	77 491	268 609	47	14	7	4	4	5	9	2	—	2			
311421	Fruit & vegetable canning .....	5 545	77 294	267 098	40	10	6	3	3	5	9	2	—	2			
311422	Specialty canning .....	(B)	(D)	(D)	6	3	1	1	1	—	—	—	—	—	—	—	—
311423	Dried & dehydrated food mfg .....	(A)	(D)	(D)	1	1	—	—	—	—	—	—	—	—	—	—	—
3115	Dairy product mfg .....	2 178	32 098	131 418	35	7	5	5	6	5	5	2	—	—	—	—	—
31151	Dairy product (exc frozen) mfg .....	1 425	14 685	56 050	19	3	2	3	3	3	4	1	—	—	—	—	—
311511	Fluid milk mfg .....	1 104	12 290	45 767	9	—	—	—	2	3	3	1	—	—	—	—	—
311513	Cheese mfg .....	(C)	(D)	(D)	4	1	—	2	—	—	1	—	—	—	—	—	—
311514	Dry, condensed, evaporated dairy product mfg .....	(B)	(D)	(D)	6	2	2	1	1	—	—	—	—	—	—	—	—
31152	Ice cream & frozen dessert mfg .....	753	17 413	75 368	16	4	3	2	3	2	1	1	—	—	—	—	—
311520	Ice cream & frozen dessert mfg .....	753	17 413	75 368	16	4	3	2	3	2	1	1	—	—	—	—	—



**Table 2. The State—Employees, Payroll, and Establishments by Industry: 2003—Con.**

[Excludes most government employees, railroad employees, and self-employed persons. Size class 1 to 4 includes establishments with payroll, but no employees, during mid-March pay period. (D) denotes figures withheld to avoid disclosing data for individual companies; the data are included in broader industry totals. For explanation of terms, abbreviations, and data reliability/comparability, see introductory text.]

NAICS code	Industry	Number of employees for week including March 12	Payroll (\$1,000)		Total number of establishments	Number of establishments by employment-size class											
			First quarter	Annual		1 to 4	5 to 9	10 to 19	20 to 49	50 to 99	100 to 249	250 to 499	500 to 999	1,000 or more			
<b>31-33</b>	<b>Manufacturing—Con.</b>																
311	Food mfg—Con.																
3117	Seafood product preparation & packaging...	2 084	13 639	61 452	27	8	3	3	3	4	3	3	—	—	—	—	—
31171	Seafood product preparation & packaging.	2 084	13 639	61 452	27	8	3	3	3	4	3	3	—	—	—	—	—
311711	Seafood canning.....	176	1 120	4 759	4	1	1	—	1	—	1	—	—	—	—	—	—
311712	Fresh & frozen seafood processing .....	1 908	12 519	56 693	23	7	2	3	2	4	2	3	—	—	—	—	—
3118	Bakeries & tortilla mfg .....	9 606	65 378	270 011	540	284	98	79	42	20	12	2	3	—	—	—	—
31181	Bread & bakery product mfg .....	8 915	61 996	256 142	519	277	95	75	40	18	9	2	3	—	—	—	—
311811	Retail bakeries .....	2 445	8 025	33 274	355	208	73	49	21	4	—	—	—	—	—	—	—
311812	Commercial bakeries .....	6 163	51 889	214 298	154	67	21	23	17	13	8	2	3	—	—	—	—
311813	Frozen cakes, pies & other pastries mfg .....	307	2 082	8 570	10	2	1	3	2	1	1	—	—	—	—	—	—
31182	Cookie, cracker & pasta mfg .....	(F)	(D)	(D)	19	6	3	4	2	1	3	—	—	—	—	—	—
311821	Cookie & cracker mfg .....	535	2 833	12 343	11	3	2	1	2	—	3	—	—	—	—	—	—
311822	Flour mixes & dough mfg from purchased flour .....	(B)	(D)	(D)	2	—	—	2	—	—	—	—	—	—	—	—	—
311823	Dry pasta mfg .....	78	136	501	6	3	1	1	—	1	—	—	—	—	—	—	—
31183	Tortilla mfg .....	(B)	(D)	(D)	2	1	—	—	—	1	—	—	—	—	—	—	—
311830	Tortilla mfg .....	(B)	(D)	(D)	2	1	—	—	—	1	—	—	—	—	—	—	—
3119	Other food mfg .....	3 385	29 586	125 248	102	45	13	8	16	12	5	2	1	—	—	—	—
31191	Snack food mfg .....	906	5 874	24 143	18	9	—	1	4	3	—	—	—	—	—	—	—
311911	Roasted nuts & peanut butter mfg .....	(B)	(D)	(D)	6	4	—	1	1	—	—	—	—	—	—	—	—
311919	Other snack food mfg .....	(F)	(D)	(D)	12	5	—	—	3	3	—	—	—	—	—	—	—
31192	Coffee & tea mfg .....	550	6 434	26 515	11	5	2	1	1	—	1	1	—	—	—	—	—
311920	Coffee & tea mfg .....	550	6 434	26 515	11	5	2	1	1	—	1	1	—	—	—	—	—
31193	Flavoring syrup & concentrate mfg .....	176	1 280	4 977	6	—	1	1	2	2	—	—	—	—	—	—	—
311930	Flavoring syrup & concentrate mfg .....	176	1 280	4 977	6	—	1	1	2	2	—	—	—	—	—	—	—
31194	Seasoning & dressing mfg .....	676	7 597	32 875	27	12	4	3	4	1	3	—	—	—	—	—	—
311941	Mayonnaise, dressing & oth prepared sauce mfg .....	193	2 246	9 100	13	8	2	2	—	—	1	—	—	—	—	—	—
311942	Spice & extract mfg .....	483	5 351	23 775	14	4	2	1	4	1	2	—	—	—	—	—	—
31199	All other food mfg .....	1 077	8 401	36 738	40	19	6	2	5	6	1	1	—	—	—	—	—
311991	Perishable prepared food mfg .....	237	1 673	6 905	11	5	3	—	2	—	1	—	—	—	—	—	—
311999	All other miscellaneous food mfg .....	840	6 728	29 833	29	14	3	2	3	6	—	1	—	—	—	—	—
312	Beverage & tobacco product mfg .....	6 996	70 617	283 065	112	44	14	8	16	8	16	3	2	—	—	—	—
3121	Beverage mfg .....	5 108	51 373	212 439	93	31	13	8	14	8	15	3	1	—	—	—	—
31211	Soft drink & ice mfg .....	3 678	33 065	138 162	67	17	10	7	11	7	12	3	—	—	—	—	—
312111	Soft drink mfg .....	2 671	24 644	103 860	25	2	2	1	2	5	11	2	—	—	—	—	—
312112	Bottled water mfg .....	(F)	(D)	(D)	14	4	3	1	3	1	1	—	—	—	—	—	—
312113	Ice mfg .....	(E)	(D)	(D)	28	11	5	5	6	1	1	—	—	—	—	—	—
31212	Breweries .....	(F)	(D)	(D)	7	4	—	—	1	1	—	—	—	—	—	—	—
312120	Breweries .....	(F)	(D)	(D)	7	4	—	—	1	1	—	—	—	—	—	—	—
31213	Wineries .....	(C)	(D)	(D)	16	10	3	1	2	—	—	—	—	—	—	—	—
312130	Wineries .....	(C)	(D)	(D)	16	10	3	1	2	—	—	—	—	—	—	—	—
31214	Distilleries .....	(E)	(D)	(D)	3	—	—	—	—	—	3	—	—	—	—	—	—
312140	Distilleries .....	(E)	(D)	(D)	3	—	—	—	—	—	3	—	—	—	—	—	—
3122	Tobacco mfg .....	1 888	19 244	70 626	19	13	1	—	2	—	1	—	1	—	—	—	—
31222	Tobacco product mfg .....	1 888	19 244	70 626	19	13	1	—	2	—	1	—	1	—	—	—	—
312221	Cigarette mfg .....	(C)	(D)	(D)	2	1	—	—	—	—	—	—	—	—	—	—	—
312229	Other tobacco product mfg .....	(G)	(D)	(D)	17	12	1	—	2	—	—	—	—	—	—	—	—
313	Textile mills .....	1 459	9 685	40 151	129	70	28	14	9	6	2	—	—	—	—	—	—
3131	Fiber, yarn & thread mills .....	264	1 349	6 244	8	5	—	1	—	1	1	—	—	—	—	—	—
31311	Fiber, yarn & thread mills .....	264	1 349	6 244	8	5	—	1	—	1	1	—	—	—	—	—	—
313111	Yarn spinning mills .....	(C)	(D)	(D)	5	3	—	1	—	—	1	—	—	—	—	—	—
313112	Yarn texturing, throwing & twisting mills .....	(B)	(D)	(D)	1	—	—	—	—	1	—	—	—	—	—	—	—
313113	Thread mills .....	(A)	(D)	(D)	2	2	—	—	—	—	—	—	—	—	—	—	—
3132	Fabric mills .....	661	5 126	20 224	52	24	15	6	3	3	1	—	—	—	—	—	—
31321	Broadwoven fabric mills .....	184	1 073	4 335	28	16	8	3	—	1	—	—	—	—	—	—	—
313210	Broadwoven fabric mills .....	184	1 073	4 335	28	16	8	3	—	1	—	—	—	—	—	—	—
31322	Narrow fabric mills & schiffli mach embroidery .....	(C)	(D)	(D)	12	4	3	2	2	—	1	—	—	—	—	—	—
313221	Narrow fabric mills .....	(C)	(D)	(D)	9	3	3	1	1	—	1	—	—	—	—	—	—
313222	Schiffli machine embroidery .....	(B)	(D)	(D)	3	1	—	1	1	—	—	—	—	—	—	—	—
31323	Nonwoven fabric mills .....	(B)	(D)	(D)	2	—	1	—	—	1	—	—	—	—	—	—	—
313230	Nonwoven fabric mills .....	(B)	(D)	(D)	2	—	1	—	—	1	—	—	—	—	—	—	—
31324	Knit fabric mills .....	(C)	(D)	(D)	10	4	3	1	1	1	—	—	—	—	—	—	—
313241	Weft knit fabric mills .....	(A)	(D)	(D)	2	1	—	1	—	—	—	—	—	—	—	—	—
313249	Other knit fabric & lace mills .....	(C)	(D)	(D)	8	3	3	—	1	1	—	—	—	—	—	—	—
3133	Textile, fabric finishing, fabric coating mills ..	534	3 210	13 683	69	41	13	7	6	2	—	—	—	—	—	—	—
31331	Textile & fabric finishing mills .....	(E)	(D)	(D)	62	36	12	7	6	1	—	—	—	—	—	—	—
313311	Broadwoven fabric finishing mills .....	385	2 129	9 116	45	24	9	7	4	1	—	—	—	—	—	—	—
313312	Textile, fabric finishing (exc broadwoven) mills .....	(B)	(D)	(D)	17	12	3	—	2	—	—	—	—	—	—	—	—
31332	Fabric coating mills .....	(B)	(D)	(D)	7	5	1	—	—	1	—	—	—	—	—	—	—
313320	Fabric coating mills .....	(B)	(D)	(D)	7	5	1	—	—	1	—	—	—	—	—	—	—
314	Textile product mills .....	5 506	30 310	122 444	513	309	95	54	36	12	5	1	1	—	—	—	—
3141	Textile furnishings mills .....	2 076	11 527	42 791	192	129	31	21	6	2	2	—	1	—	—	—	—
31411	Carpet & rug mills .....	(B)	(D)	(D)	10	10	—	—	—	—	—	—	—	—	—	—	—
314110	Carpet & rug mills .....	(B)	(D)	(D)	10	10	—	—	—	—	—	—	—	—	—	—	—
31412	Curtain & linen mills .....	(G)	(D)	(D)	182	119	31	21	6	2	2	—	1	—	—	—	—
314121	Curtain & drapery mills .....	(G)	(D)	(D)	145	97	26	17	3	2	—	—	—	—	—	—	—
314129	Other household textile product mills .....	1 049	6 407	23 558	37	22	5	4	3	2	—	—	1	—	—	—	—
3149	Other textile product mills .....	3 430	18 783	79 653	321	180	64	33	30	10	3	1	—	—	—	—	—
31491	Textile bag & canvas mills .....	1 476	8 363	36 675	160	92	30	18	13	6	1	—	—	—	—	—	—
314911																	

**Table 2. The State—Employees, Payroll, and Establishments by Industry: 2003—Con.**

[Excludes most government employees, railroad employees, and self-employed persons. Size class 1 to 4 includes establishments with payroll, but no employees, during mid-March pay period. (D) denotes figures withheld to avoid disclosing data for individual companies; the data are included in broader industry totals. For explanation of terms, abbreviations, and data reliability/comparability, see introductory text]

NAICS code	Industry	Number of employees for week including March 12	Payroll (\$1,000)		Total number of establishments	Number of establishments by employment-size class									
			First quarter	Annual		1 to 4	5 to 9	10 to 19	20 to 49	50 to 99	100 to 249	250 to 499	500 to 999	1,000 or more	
<b>31-33</b>	<b>Manufacturing—Con.</b>														
315	Apparel manufacturing .....	7 175	38 102	176 797	474	287	75	49	38	11	10	3	1	—	—
3151	Apparel knitting mills .....	216	1 532	6 540	16	5	3	3	5	—	—	—	—	—	—
31511	Hosiery & sock mills .....	25	214	1 251	4	2	1	1	—	—	—	—	—	—	—
315111	Sheer hosiery mills .....	(B)	(D)	(D)	3	1	1	1	—	—	—	—	—	—	—
315119	Other hosiery & sock mills .....	(A)	(D)	(D)	1	—	—	—	—	—	—	—	—	—	—
31519	Other apparel knitting mills .....	191	1 318	5 289	12	3	2	2	5	—	—	—	—	—	—
315191	Outerwear knitting mills .....	(C)	(D)	(D)	11	2	2	2	5	—	—	—	—	—	—
315192	Underwear & nightwear knitting mills .....	(A)	(D)	(D)	1	—	—	—	—	—	—	—	—	—	—
3152	Cut & sew apparel mfg .....	6 363	33 674	157 102	398	240	65	42	28	11	8	3	1	—	—
31521	Cut & sew apparel contractors .....	2 066	8 597	37 061	278	181	47	26	17	5	2	—	—	—	—
315211	Men's, boys' cut & sew apparel contractors .....	446	2 208	8 839	35	16	7	6	4	2	—	—	—	—	—
315212	Women's, girls', infants, cut, sew apparel contr .....	1 620	6 389	28 222	243	165	40	20	13	3	2	—	—	—	—
31522	Men's, boys' cut & sew apparel mfg .....	2 107	12 808	70 335	34	21	3	3	2	2	—	2	1	—	—
315221	Men's, boys' cut & sew underwear, nightwear mfg .....	(B)	(D)	(D)	3	1	—	1	1	—	—	—	—	—	—
315222	Men's, boys' cut & sew suit, coat, overcoat mfg .....	(C)	(D)	(D)	9	6	1	—	—	2	—	—	—	—	—
315223	Men's, boys' cut & sew shirt (exc work) mfg .....	22	162	648	5	3	2	—	—	—	—	—	—	—	—
315224	Men's, boys' cut & sew trouser, slack, jean mfg .....	(G)	(D)	(D)	6	1	—	2	—	—	—	2	1	—	—
315225	Men's, boys' cut & sew work clothing mfg .....	(A)	(D)	(D)	2	2	—	—	—	—	—	—	—	—	—
315228	Men's, boys' cut & sew oth outerwear mfg .....	(B)	(D)	(D)	9	8	—	—	1	—	—	—	—	—	—
31523	Women's, girls' cut & sew apparel mfg .....	1 367	8 155	33 364	64	29	11	11	7	3	2	1	—	—	—
315231	Women's, girls' cut & sew lingerie mfg .....	332	2 184	8 458	5	1	1	—	1	1	—	—	—	—	—
315232	Women's, girls' cut & sew blouse mfg .....	654	4 103	16 521	16	5	4	3	1	1	1	1	—	—	—
315233	Women's, girls' cut & sew dress mfg .....	201	737	2 916	18	10	2	3	2	1	—	—	—	—	—
315234	Women's, girls' cut & sew suit, coat, skirt mfg .....	11	53	203	3	2	1	—	—	—	—	—	—	—	—
315239	Women's, girls' cut & sew other outerwear mfg .....	169	1 078	5 266	22	11	3	4	4	—	—	—	—	—	—
31529	Other cut & sew apparel mfg .....	823	4 114	16 342	22	9	4	2	2	1	4	—	—	—	—
315291	Infants' cut & sew apparel mfg .....	(C)	(D)	(D)	3	2	—	—	—	—	—	—	—	—	—
315292	Fur & leather apparel mfg .....	(A)	(D)	(D)	2	1	1	—	—	—	—	—	—	—	—
315299	All other cut & sew apparel mfg .....	696	3 518	14 349	17	6	3	2	2	1	3	—	—	—	—
3159	Apparel accessories & other apparel mfg .....	596	2 896	13 155	60	42	7	4	5	—	2	—	—	—	—
31599	Apparel accessories & other apparel mfg .....	596	2 896	13 155	60	42	7	4	5	—	2	—	—	—	—
315991	Hat, cap & millinery mfg .....	(C)	(D)	(D)	13	8	1	2	1	—	1	—	—	—	—
315993	Men's & boys' neckwear mfg .....	(A)	(D)	(D)	2	2	—	—	—	—	—	—	—	—	—
315999	Other apparel accessories & other apparel mfg .....	357	1 998	9 269	45	32	6	2	4	—	1	—	—	—	—
316	Leather & allied product mfg .....	1 300	5 676	29 667	80	51	10	10	4	3	1	1	—	—	—
3161	Leather & hide tanning & finishing .....	(B)	(D)	(D)	8	5	2	—	—	1	—	—	—	—	—
31611	Leather & hide tanning & finishing .....	(B)	(D)	(D)	8	5	2	—	—	1	—	—	—	—	—
316110	Leather & hide tanning & finishing .....	(B)	(D)	(D)	8	5	2	—	—	1	—	—	—	—	—
3162	Footwear mfg .....	(C)	(D)	(D)	21	14	2	2	2	1	—	—	—	—	—
31621	Footwear mfg .....	(C)	(D)	(D)	21	14	2	2	2	1	—	—	—	—	—
316211	Rubber & plastics footwear mfg .....	(B)	(D)	(D)	5	3	—	—	1	1	—	—	—	—	—
316212	House slipper mfg .....	(A)	(D)	(D)	1	1	—	—	—	—	—	—	—	—	—
316213	Men's footwear (exc athletic) mfg .....	(A)	(D)	(D)	2	2	—	—	—	—	—	—	—	—	—
316214	Women's footwear (exc athletic) mfg .....	(B)	(D)	(D)	5	3	—	1	1	—	—	—	—	—	—
316219	Other footwear mfg .....	(B)	(D)	(D)	8	5	2	1	—	—	—	—	—	—	—
3169	Other leather & allied product mfg .....	1 046	4 012	22 226	51	32	6	8	2	1	1	1	—	—	—
31699	Other leather & allied product mfg .....	1 046	4 012	22 226	51	32	6	8	2	1	1	1	—	—	—
316991	Luggage mfg .....	372	1 947	9 502	14	6	2	4	—	1	1	—	—	—	—
316992	Women's handbag & purse mfg .....	(F)	(D)	(D)	8	6	—	—	1	—	—	1	—	—	—
316993	Personal leather good (exc purse) mfg .....	(B)	(D)	(D)	9	5	3	—	1	—	—	—	—	—	—
316999	All other leather good mfg .....	87	539	2 446	20	15	1	4	—	—	—	—	—	—	—
321	Wood product mfg .....	15 563	113 782	485 158	508	198	70	57	82	60	33	7	1	—	—
3211	Sawmills & wood preservation .....	1 838	14 673	61 757	61	21	8	6	15	5	6	—	—	—	—
32111	Sawmills & wood preservation .....	1 838	14 673	61 757	61	21	8	6	15	5	6	—	—	—	—
321113	Sawmills .....	1 431	11 513	48 338	42	16	5	3	8	4	6	—	—	—	—
321114	Wood preservation .....	407	3 160	13 419	19	5	3	3	7	1	—	—	—	—	—
3212	Veneer, plywood & engineered wood product mfg .....	6 931	52 813	226 174	107	8	7	10	32	30	15	4	1	—	—
32121	Veneer, plywood & engineered wood product mfg .....	6 931	52 813	226 174	107	8	7	10	32	30	15	4	1	—	—
321211	Hardwood veneer & plywood mfg .....	411	2 476	11 503	11	3	—	2	2	3	1	—	—	—	—
321212	Softwood veneer & plywood mfg .....	798	7 041	29 825	4	—	1	—	—	—	1	2	—	—	—
321213	Engineered wood member (exc truss) mfg .....	(C)	(D)	(D)	2	—	—	—	—	—	2	—	—	—	—
321214	Truss mfg .....	5 455	42 056	179 973	87	4	5	8	29	27	11	2	1	—	—
321219	Reconstituted wood product mfg .....	(B)	(D)	(D)	3	1	1	—	1	—	—	—	—	—	—
3219	Other wood product mfg .....	6 794	46 296	197 227	340	169	55	41	35	25	12	3	—	—	—
32191	Millwork .....	3 019	20 784	90 299	193	99	32	27	17	11	7	—	—	—	—
321911	Wood window & door mfg .....	1 395	9 743	41 801	61	24	11	11	6	5	4	—	—	—	—
321912	Cut stock, resawing lumber & planing .....	632	4 094	18 648	30	16	7	1	1	2	3	—	—	—	—
321918	Other millwork (including flooring) .....	992	6 947	29 850	102	59	14	15	10	4	—	—	—	—	—
32192	Wood container & pallet mfg .....	953	5 134	21 388	62	35	6	5	9	7	—	—	—	—	—
321920	Wood container & pallet mfg .....	953	5 134	21 388	62	35	6	5	9	7	—	—	—	—	—
32199	All other wood product mfg .....	2 822	20 378	85 540	85	35	17	9	9	7	5	3	—	—	—
321991	Manufactured home (mobile home) mfg .....	1 991	15 434	64 273	18	5	1	—	1	4	4	3	—	—	—
321992	Prefabricated wood building mfg .....	267	1 676	6 957	13	8	—	—	4	—	1	—	—	—	—
321999	All other miscellaneous wood product mfg .....	564	3 268	14 310	54	22	16	9	4	3	—	—	—	—	—

See footnotes at end of table.

**Table 2. The State—Employees, Payroll, and Establishments by Industry: 2003—Con.**

[Excludes most government employees, railroad employees, and self-employed persons. Size class 1 to 4 includes establishments with payroll, but no employees, during mid-March pay period. (D) denotes figures withheld to avoid disclosing data for individual companies; the data are included in broader industry totals. For explanation of terms, abbreviations, and data reliability/comparability, see introductory text]

NAICS code	Industry	Number of employees for week including March 12	Payroll (\$1,000)		Total number of establishments	Number of establishments by employment-size class										
			First quarter	Annual		1 to 4	5 to 9	10 to 19	20 to 49	50 to 99	100 to 249	250 to 499	500 to 999	1,000 or more		
<b>31-33</b>	<b>Manufacturing—Con.</b>															
322	Paper mfg .....	10 738	120 833	489 572	167	37	20	33	35	12	24	1	4	1		
3221	Pulp, paper & paperboard mills .....	4 766	65 539	266 397	16	3	3	—	2	—	2	1	4	1		
32211	Pulp mills (F) .....	(D)	(D)	(D)	2	—	—	—	—	—	—	—	1	1	—	—
322110	Pulp mills (F) .....	(D)	(D)	(D)	2	—	—	—	—	—	—	—	1	1	—	—
32212	Paper mills .....	2 346	32 483	133 005	10	3	3	—	1	—	1	—	1	1	—	—
322121	Paper (except newsprint) mills .....	2 346	32 483	133 005	10	3	3	—	1	—	1	—	1	1	—	—
32213	Paperboard mills .....	(G)	(D)	(D)	4	—	—	—	1	—	1	—	2	—	—	—
322130	Paperboard mills (G) .....	(D)	(D)	(D)	4	—	—	—	1	—	1	—	2	—	—	—
3222	Converted paper product mfg .....	5 972	55 294	223 175	151	34	17	33	33	12	22	—	—	—	—	—
32221	Paperboard container mfg .....	4 098	39 335	160 564	77	8	5	20	19	8	17	—	—	—	—	—
322211	Corrugated & solid fiber box mfg .....	2 788	27 134	104 251	49	5	3	13	9	7	12	—	—	—	—	—
322212	Folding paperboard box mfg .....	697	7 287	28 500	12	2	—	4	2	1	3	—	—	—	—	—
322213	Setup paperboard box mfg .....	(B)	(D)	(D)	1	—	—	—	1	—	—	—	—	—	—	—
322214	Fiber can, tube, drum & similar products mfg .....	(E)	(D)	(D)	9	—	2	2	4	—	1	—	—	—	—	—
322215	Nonfolding sanitary food container mfg .....	(E)	(D)	(D)	6	1	—	1	3	—	1	—	—	—	—	—
32222	Paper bag & coated & treated paper mfg ..	669	5 237	21 554	30	10	5	5	7	2	1	—	—	—	—	—
322221	Coated & laminated pkg paper & plastics film mfg .....	(B)	(D)	(D)	4	1	1	1	1	—	—	—	—	—	—	—
322222	Coated & laminated paper mfg .....	(C)	(D)	(D)	17	6	4	2	4	1	—	—	—	—	—	—
322223	Plastics, foil, & coated paper bag mfg ..	(B)	(D)	(D)	2	1	—	1	—	—	—	—	—	—	—	—
322224	Uncoated paper & multiwall bag mfg .....	(E)	(D)	(D)	5	1	—	1	1	1	1	—	—	—	—	—
322226	Surface-coated paperboard mfg .....	(B)	(D)	(D)	2	1	—	—	1	—	—	—	—	—	—	—
32223	Stationery product mfg .....	806	6 362	24 498	22	6	3	6	4	—	3	—	—	—	—	—
322231	Die-cut paper & paperboard office supply mfg .....	(C)	(D)	(D)	6	2	1	1	2	—	—	—	—	—	—	—
322232	Envelope mfg .....	688	5 617	21 467	11	1	—	5	2	—	3	—	—	—	—	—
322233	Stationery, tablet & related product mfg ..	(A)	(D)	(D)	5	3	2	—	—	—	—	—	—	—	—	—
32229	Other converted paper product mfg .....	399	4 360	16 559	22	10	4	2	3	2	1	—	—	—	—	—
322291	Sanitary paper product mfg .....	(C)	(D)	(D)	6	3	1	—	1	1	—	—	—	—	—	—
322299	All other converted paper product mfg ..	(E)	(D)	(D)	16	7	3	2	2	1	1	—	—	—	—	—
323	Printing & related support activities .....	22 380	173 194	698 800	1 959	1 044	441	213	172	61	23	5	—	—	—	—
3231	Printing & related support activities .....	22 380	173 194	698 800	1 959	1 044	441	213	172	61	23	5	—	—	—	—
32311	Printing .....	21 105	164 214	662 156	1 818	963	412	200	157	60	21	5	—	—	—	—
323110	Commercial lithographic printing .....	10 828	92 001	378 840	674	306	145	80	35	13	3	—	—	—	—	—
323111	Commercial gravure printing .....	(C)	(D)	(D)	19	9	5	2	3	—	—	—	—	—	—	—
323112	Commercial flexographic printing .....	802	7 551	27 478	41	16	6	5	9	4	1	—	—	—	—	—
323113	Commercial screen printing .....	2 960	19 787	72 302	235	113	58	30	23	7	3	1	—	—	—	—
323114	Quick printing .....	2 886	16 894	68 535	570	366	143	45	12	4	—	—	—	—	—	—
323115	Digital printing .....	831	6 403	26 431	79	41	22	5	8	2	1	—	—	—	—	—
323116	Manifold business form printing .....	683	5 955	23 986	19	7	—	4	4	3	—	1	—	—	—	—
323117	Book printing .....	820	6 933	29 240	34	10	10	4	4	4	2	—	—	—	—	—
323118	Blankbook, loose-leaf binder & device mfg .....	(B)	(D)	(D)	7	2	3	—	2	—	—	—	—	—	—	—
323119	Other commercial printing .....	1 055	7 048	28 544	140	93	20	13	12	1	1	—	—	—	—	—
32312	Printing support activities .....	1 275	8 980	36 644	141	81	29	13	15	1	2	—	—	—	—	—
323121	Tradebinding & related work .....	466	2 483	10 745	34	14	10	3	6	—	1	—	—	—	—	—
323122	Prepress services .....	809	6 497	25 899	107	67	19	10	9	1	1	—	—	—	—	—
324	Petroleum & coal products mfg .....	1 154	11 854	49 194	56	21	16	6	6	3	4	—	—	—	—	—
3241	Petroleum & coal products mfg .....	1 154	11 854	49 194	56	21	16	6	6	3	4	—	—	—	—	—
32411	Petroleum refineries .....	10	35	359	4	3	1	—	—	—	—	—	—	—	—	—
324110	Petroleum refineries .....	10	35	359	4	3	1	—	—	—	—	—	—	—	—	—
32412	Asphalt paving, roofing & saturated mat mfg .....	897	9 702	40 600	41	14	11	5	6	2	3	—	—	—	—	—
324121	Asphalt paving mixture & block mfg .....	573	5 518	24 163	30	11	8	3	5	2	1	—	—	—	—	—
324122	Asphalt shingle & coating materials mfg ..	324	4 184	16 437	11	3	3	2	1	—	2	—	—	—	—	—
32419	Other petroleum & coal products mfg .....	247	2 117	8 235	11	4	4	1	—	1	1	—	—	—	—	—
324191	Petroleum lubricating oil & grease mfg ..	(C)	(D)	(D)	10	4	3	1	—	1	1	—	—	—	—	—
324199	All other petroleum & coal products mfg .....	(A)	(D)	(D)	1	—	1	—	—	—	—	—	—	—	—	—
325	Chemical mfg .....	21 475	256 591	1 035 397	549	209	85	93	81	34	26	15	5	1		
3251	Basic chemical mfg .....	2 007	27 119	99 913	56	23	7	9	8	2	6	1	—	—	—	—
32511	Petrochemical mfg .....	(A)	(D)	(D)	1	—	—	1	—	—	—	—	—	—	—	—
325110	Petrochemical mfg .....	(A)	(D)	(D)	1	—	—	1	—	—	—	—	—	—	—	—
32512	Industrial gas mfg .....	(C)	(D)	(D)	14	8	2	1	3	—	—	—	—	—	—	—
325120	Industrial gas mfg .....	(C)	(D)	(D)	14	8	2	1	3	—	—	—	—	—	—	—
32513	Synthetic dye & pigment mfg .....	(B)	(D)	(D)	2	1	—	—	1	—	—	—	—	—	—	—
325132	Synthetic organic dye & pigment mfg .....	(B)	(D)	(D)	2	1	—	—	1	—	—	—	—	—	—	—
32518	Other basic inorganic chemical mfg .....	(F)	(D)	(D)	19	9	3	3	3	—	1	—	—	—	—	—
325188	All other basic inorganic chemical mfg ..	(F)	(D)	(D)	19	9	3	3	3	—	1	—	—	—	—	—
32519	Other basic organic chemical mfg .....	(G)	(D)	(D)	20	5	2	4	1	2	6	—	—	—	—	—
325191	Gum & wood chemical mfg .....	(E)	(D)	(D)	2	—	—	—	—	1	1	—	—	—	—	—
325193	Ethyl alcohol mfg .....	(A)	(D)	(D)	1	—	—	1	—	—	—	—	—	—	—	—
325199	All other basic organic chemical mfg .....	(F)	(D)	(D)	17	5	2	3	1	1	5	—	—	—	—	—
3252	Resin, syn rubber, art & syn fibers, fil mfg ..	2 707	32 993	125 637	34	7	1	3	11	7	4	—	—	—	—	—
32521	Resin & synthetic rubber mfg .....	(G)	(D)	(D)	29	6	1	3	9	6	4	—	—	—	—	—
325211	Plastics material & resin mfg .....	(G)	(D)	(D)	24	5	1	3	7	4	4	—	—	—	—	—
325212	Synthetic rubber mfg .....	(C)	(D)	(D)	5	1	—	—	2	2	—	—	—	—	—	—
32522	Artificial & synthetic fibers, filaments mfg ..	(D)	(D)	(D)	5	1	—	—	2	1	—	—	—	—	—	—
325221	Cellulose organic fiber mfg .....	(A)	(D)	(D)	1	1	—	—	—	—	—	—	—	—	—	—
325222	Noncellulosic organic fiber mfg .....	(G)	(D)	(D)	4	—	—	—	2	1	—	—	—	—	—	—
3253	Pesticide, fertilizer & oth ag chemical mfg ...	4 395	54 032	231 736	69	14	8	15	19	5	2	5	1	—	—	—
32531	Fertilizer mfg .....	(H)	(D)	(D)	60	10	7	13	17	5	2	5	1	—	—	—
325311	Nitrogenous fertilizer mfg .....	(B)	(D)	(D)	10	5	1	3	1	—	—	—	—	—	—	—
325312	Phosphatic fertilizer mfg .....	3 138	41 524	181 297	8	—	—	—	—	—	2	5	1	—	—	—
325314	Fertilizer (mixing only) mfg .....	1 067	10 873	42 141	42	5	6	10	16	5	—	—	—	—	—	—
32532	Pesticide & other agricultural chemical mfg .....	(B)	(D)	(D)	9	4	1	2	2	—	—	—	—	—	—	—

**Table 2. The State—Employees, Payroll, and Establishments by Industry: 2003—Con.**

[Excludes most government employees, railroad employees, and self-employed persons. Size class 1 to 4 includes establishments with payroll, but no employees, during mid-March pay period. (D) denotes figures withheld to avoid disclosing data for individual companies; the data are included in broader industry totals. For explanation of terms, abbreviations, and data reliability/comparability, see introductory text]

NAICS code	Industry	Number of employees for week including March 12	Payroll (\$1,000)		Total number of establishments	Number of establishments by employment-size class											
			First quarter	Annual		1 to 4	5 to 9	10 to 19	20 to 49	50 to 99	100 to 249	250 to 499	500 to 999	1,000 or more			
<b>31-33</b>	<b>Manufacturing—Con.</b>																
325	Chemical mfg—Con.																
3254	Pharmaceutical & medicine mfg .....	5 739	73 058	305 612	70	20	7	12	12	4	6	7	2	—	—	—	—
32541	Pharmaceutical & medicine mfg .....	5 739	73 058	305 612	70	20	7	12	12	4	6	7	2	—	—	—	—
325411	Medicinal & botanical mfg .....	864	11 883	52 431	21	10	3	3	1	1	1	2	—	—	—	—	—
325412	Pharmaceutical preparation mfg .....	4 439	56 747	235 536	37	9	2	7	6	2	4	5	2	—	—	—	—
325413	In-vitro diagnostic substance mfg .....	(E)	(D)	(D)	3	—	1	—	—	1	1	—	—	—	—	—	—
325414	Biological product (exc diagnostic) mfg ..	(C)	(D)	(D)	9	1	1	2	5	—	—	—	—	—	—	—	—
3255	Paint, coating & adhesive mfg .....	2 185	19 582	74 375	87	36	19	14	8	5	4	—	1	—	—	—	—
32551	Paint & coating mfg .....	1 819	14 110	52 986	74	32	14	14	7	3	3	—	1	—	—	—	—
325510	Paint & coating mfg .....	1 819	14 110	52 986	74	32	14	14	7	3	3	—	1	—	—	—	—
32552	Adhesive mfg .....	366	5 472	21 389	13	4	5	—	1	2	1	—	—	—	—	—	—
325520	Adhesive mfg .....	366	5 472	21 389	13	4	5	—	1	2	1	—	—	—	—	—	—
3256	Soap, cleaners & toilet preparation mfg .....	2 766	34 066	131 056	126	60	20	19	16	8	1	1	1	—	—	—	—
32561	Soap & cleaning compound mfg .....	944	9 649	41 543	70	40	9	7	8	5	1	—	—	—	—	—	—
325611	Soap & other detergent mfg .....	(E)	(D)	(D)	32	17	5	4	5	1	—	—	—	—	—	—	—
325612	Polish & other sanitation goods mfg .....	523	5 481	22 202	35	22	4	2	3	3	1	—	—	—	—	—	—
325613	Surface active agent mfg .....	(C)	(D)	(D)	3	1	—	1	—	1	—	—	—	—	—	—	—
32562	Toilet preparation mfg .....	1 822	24 417	89 513	56	20	11	12	8	3	—	1	1	—	—	—	—
325620	Toilet preparation mfg .....	1 822	24 417	89 513	56	20	11	12	8	3	—	1	1	—	—	—	—
3259	Other chemical product & preparation mfg ..	1 676	15 741	67 068	107	49	23	21	7	3	3	1	—	—	—	—	—
32591	Printing ink mfg .....	(E)	(D)	(D)	23	8	5	8	1	1	—	—	—	—	—	—	—
325910	Printing ink mfg .....	(E)	(D)	(D)	23	8	5	8	1	1	—	—	—	—	—	—	—
32592	Explosives mfg .....	(F)	(D)	(D)	6	—	3	—	1	—	1	1	—	—	—	—	—
325920	Explosives mfg .....	(F)	(D)	(D)	6	—	3	—	1	—	1	1	—	—	—	—	—
32599	All other chemical product & preparation mfg ..	(F)	(D)	(D)	78	41	15	13	5	2	2	—	—	—	—	—	—
325991	Custom compounding of purchased resin .....	(C)	(D)	(D)	19	9	3	5	1	1	—	—	—	—	—	—	—
325992	Photo film, paper, plate & chemical mfg ..	(B)	(D)	(D)	16	11	3	2	—	—	—	—	—	—	—	—	—
325998	All oth misc chemical product & prep mfg .....	600	4 926	22 243	43	21	9	6	4	1	2	—	—	—	—	—	—
326	Plastics & rubber products mfg .....	16 971	116 090	478 529	600	189	112	102	95	59	38	4	1	—	—	—	—
3261	Plastics product mfg .....	14 314	100 137	417 642	521	157	98	94	81	54	34	3	—	—	—	—	—
32611	Unsupported plastics film, sheet, & bag mfg .....	1 091	9 067	39 014	40	13	7	7	6	3	4	—	—	—	—	—	—
326111	Unsupported plastics bag mfg .....	504	3 805	18 046	12	3	3	2	1	—	3	—	—	—	—	—	—
326112	Unsupported plastics packaging film and sheet mfg .....	313	2 730	11 232	8	2	—	3	—	2	1	—	—	—	—	—	—
326113	Unsupported plastics film and sheet (except packaging) mfg .....	274	2 532	9 736	20	8	4	2	5	1	—	—	—	—	—	—	—
32612	Plastics pipe, pipe fitting, & unsupported profile shape mfg .....	1 247	8 706	36 856	55	22	8	6	10	7	2	—	—	—	—	—	—
326121	Unsupported plastics profile shape mfg ..	530	3 558	15 113	35	16	8	3	5	2	1	—	—	—	—	—	—
326122	Plastics pipe & pipe fitting mfg .....	717	5 148	21 743	20	6	—	3	5	5	1	—	—	—	—	—	—
32613	Laminated plastics plate, sheet & shape mfg .....	325	3 394	12 224	21	10	6	2	1	1	1	—	—	—	—	—	—
326130	Laminated plastics plate, sheet & shape mfg .....	325	3 394	12 224	21	10	6	2	1	1	1	—	—	—	—	—	—
32614	Polystyrene foam product mfg .....	804	5 224	21 114	25	6	4	5	4	4	2	—	—	—	—	—	—
326140	Polystyrene foam product mfg .....	804	5 224	21 114	25	6	4	5	4	4	2	—	—	—	—	—	—
32615	Foam product (exc polystyrene) mfg .....	513	4 444	18 786	14	2	4	—	5	2	1	—	—	—	—	—	—
326150	Foam product (exc polystyrene) mfg .....	513	4 444	18 786	14	2	4	—	5	2	1	—	—	—	—	—	—
32616	Plastics bottle mfg .....	885	7 915	33 605	18	2	3	4	2	2	5	—	—	—	—	—	—
326160	Plastics bottle mfg .....	885	7 915	33 605	18	2	3	4	2	2	5	—	—	—	—	—	—
32619	Other plastics product mfg .....	9 449	61 387	256 043	348	102	66	70	53	35	19	3	—	—	—	—	—
326191	Plastics plumbing fixture mfg .....	(G)	(D)	(D)	41	8	7	10	8	4	3	1	—	—	—	—	—
326192	Resilient floor covering mfg .....	(A)	(D)	(D)	1	—	1	—	—	—	—	—	—	—	—	—	—
326199	All other plastics product mfg .....	7 975	53 999	223 892	306	94	58	60	45	31	16	2	—	—	—	—	—
3262	Rubber product mfg .....	2 657	15 953	60 887	79	32	14	8	14	5	4	1	1	—	—	—	—
32621	Tire mfg .....	368	2 770	10 985	35	18	5	3	9	—	—	—	—	—	—	—	—
326212	Tire retreading .....	368	2 770	10 985	35	18	5	3	9	—	—	—	—	—	—	—	—
32622	Rubber & plastics hoses & belting mfg ..	734	6 500	25 133	13	2	4	2	2	2	—	1	—	—	—	—	—
326220	Rubber & plastics hoses & belting mfg ..	734	6 500	25 133	13	2	4	2	2	2	—	1	—	—	—	—	—
32629	Other rubber product mfg .....	1 555	6 683	24 769	31	12	5	3	3	3	4	—	1	—	—	—	—
326291	Rubber product mfg for mechanical use .....	250	1 581	5 029	7	3	2	1	—	—	1	—	—	—	—	—	—
326299	All other rubber product mfg .....	1 305	5 102	19 740	24	9	3	2	3	3	3	—	1	—	—	—	—
327	Nonmetallic mineral product mfg .....	21 866	187 683	780 407	946	262	138	239	203	71	26	7	—	—	—	—	—
3271	Clay product & refractory mfg .....	405	2 873	11 396	43	28	7	4	3	—	1	—	—	—	—	—	—
32711	Pottery, ceramics & plumbing fixture mfg ..	119	350	1 577	24	17	4	2	1	—	—	—	—	—	—	—	—
327111	Vitreous plumbing fixtures, access, fitting mfg .....	(A)	(D)	(D)	1	1	—	—	—	—	—	—	—	—	—	—	—
327112	Vitreous china & other pottery product mfg .....	(C)	(D)	(D)	21	14	4	2	1	—	—	—	—	—	—	—	—
327113	Porcelain electrical supply mfg .....	(A)	(D)	(D)	2	2	—	—	—	—	—	—	—	—	—	—	—
32712	Clay building material & refractories mfg ..	286	2 523	9 819	19	11	3	2	2	—	1	—	—	—	—	—	—
327121	Brick & structural clay tile mfg .....	(B)	(D)	(D)	3	2	—	—	1	—	—	—	—	—	—	—	—
327122	Ceramic wall & floor tile mfg .....	(C)	(D)	(D)	12	8	1	1	1	—	1	—	—	—	—	—	—
327123	Other structural clay product mfg .....	(A)	(D)	(D)	1	—	1	—	—	—	—	—	—	—	—	—	—
327125	Nonclay refractory mfg .....	(B)	(D)	(D)	3	1	1	1	—	—	—	—	—	—	—	—	—
3272	Glass & glass product mfg .....	2 165	16 636	71 016	130	73	20	14	9	10	4	—	—	—	—	—	—
32721	Glass & glass product mfg .....	2 165	16 636	71 016	130	73	20	14	9	10	4	—	—	—	—	—	—
327211	Flat glass mfg .....	(C)	(D)	(D)	4	3	—	—	—	1	—	—	—	—	—	—	—
327212	Other pressed & blown glass & glassware mfg .....	127	922	3 437	24	14	4	6	—	—	—	—	—	—	—	—	—
327213	Glass container mfg .....	(C)	(D)	(D)	2	1	—	—	—	—	1	—	—	—	—	—	—
327215	Glass product mfg made of purchased glass .....	1 704	12 438	53 094	100	55	16	8	9	9	3	—	—	—	—	—	—
3273	Cement & concrete product mfg .....	16 110	137 558	571 665	605	97	90	180	161	53	19	5	—	—	—	—	—
32731	Cement mfg .....	982	10 127	47 835	12	2	1	2	2	2	2	1	—	—	—		

**Table 2. The State—Employees, Payroll, and Establishments by Industry: 2003—Con.**

[Excludes most government employees, railroad employees, and self-employed persons. Size class 1 to 4 includes establishments with payroll, but no employees, during mid-March pay period. (D) denotes figures withheld to avoid disclosing data for individual companies; the data are included in broader industry totals. For explanation of terms, abbreviations, and data reliability/comparability, see introductory text.]

NAICS code	Industry	Number of employees for week including March 12	Payroll (\$1,000)		Total number of establishments	Number of establishments by employment-size class										
			First quarter	Annual		1 to 4	5 to 9	10 to 19	20 to 49	50 to 99	100 to 249	250 to 499	500 to 999	1,000 or more		
<b>31-33</b>	<b>Manufacturing—Con.</b>															
327	Nonmetallic mineral product mfg—Con.															
3273	Cement & concrete product mfg—Con.															
32733	Concrete pipe, brick & block mfg	2 953	28 297	114 030	112	19	10	34	29	18	2	—	—	—	—	
327331	Concrete block & brick mfg	2 053	21 167	86 133	85	15	7	31	21	9	2	—	—	—	—	
327332	Concrete pipe mfg	900	7 130	27 897	27	4	3	3	8	9	—	—	—	—	—	
32739	Other concrete product mfg	6 348	48 648	192 434	165	38	32	21	34	22	14	4	—	—	—	
327390	Other concrete product mfg	6 348	48 648	192 434	165	38	32	21	34	22	14	4	—	—	—	
3274	Lime & gypsum product mfg	1 002	11 465	46 535	24	9	2	5	3	3	1	1	—	—	—	
32742	Gypsum product mfg	1 002	11 465	46 535	24	9	2	5	3	3	1	1	—	—	—	
327420	Gypsum product mfg	1 002	11 465	46 535	24	9	2	5	3	3	1	1	—	—	—	
3279	Other nonmetallic mineral product mfg	2 184	19 151	79 795	144	55	19	36	27	5	1	1	—	—	—	
32791	Abrasive product mfg	177	1 919	7 147	8	—	1	2	5	—	—	—	—	—	—	
327910	Abrasive product mfg	177	1 919	7 147	8	—	1	2	5	—	—	—	—	—	—	
32799	All other nonmetallic mineral product mfg	2 007	17 232	72 648	136	55	18	34	22	5	1	1	—	—	—	
327991	Cut stone & stone product mfg	797	5 069	21 995	84	39	14	20	10	1	—	—	—	—	—	
327992	Ground or treated mineral & earth mfg	112	1 048	4 105	8	3	—	4	—	1	—	—	—	—	—	
327993	Mineral wool mfg	430	5 122	20 804	16	9	2	2	1	1	—	1	—	—	—	
327999	All oth misc nonmetallic mineral product mfg	668	5 993	25 744	28	4	2	8	11	2	1	—	—	—	—	
331	Primary metal mfg	3 959	34 852	141 767	131	62	18	19	12	10	7	3	—	—	—	
3311	Iron & steel mills & ferroalloy mfg	576	6 732	27 518	16	11	1	—	1	1	1	1	—	—	—	
33111	Iron & steel mills & ferroalloy mfg	576	6 732	27 518	16	11	1	—	1	1	1	1	—	—	—	
331111	Iron & steel mills	576	6 732	27 518	16	11	1	—	1	1	1	1	—	—	—	
3312	Steel product mfg from purchased steel	937	9 199	37 795	16	6	1	—	2	4	3	—	—	—	—	
33121	Iron, steel pipe & tube mfg from purchased steel	(E)	(D)	(D)	3	—	1	—	—	—	2	—	—	—	—	
331210	Iron, steel pipe & tube mfg from purchased steel	(E)	(D)	(D)	3	—	1	—	—	—	2	—	—	—	—	
33122	Rolling & drawing of purchased steel	(F)	(D)	(D)	13	6	—	—	2	4	1	—	—	—	—	
331222	Steel wire drawing	(F)	(D)	(D)	13	6	—	—	2	4	1	—	—	—	—	
3313	Alumina & aluminum production & processing	1 376	10 125	40 195	33	17	5	4	2	1	3	1	—	—	—	
33131	Alumina & aluminum production & processing	1 376	10 125	40 195	33	17	5	4	2	1	3	1	—	—	—	
331312	Primary aluminum production	(A)	(D)	(D)	4	4	—	—	—	—	—	—	—	—	—	
331314	Secondary smelting & alloying of aluminum	(E)	(D)	(D)	5	3	—	—	—	1	1	—	—	—	—	
331315	Aluminum sheet, plate & foil mfg	(B)	(D)	(D)	2	—	1	—	—	—	—	—	—	—	—	
331316	Aluminum extruded product mfg	973	7 776	30 319	12	5	1	2	1	—	2	1	—	—	—	
331319	Other aluminum rolling & drawing	86	486	2 256	10	5	3	1	1	—	—	—	—	—	—	
3314	Nonferrous (exc alum) production & processing	334	3 041	12 631	25	14	3	2	4	2	—	—	—	—	—	
33141	Nonferrous (exc aluminum) smelting & refining	(B)	(D)	(D)	10	7	2	—	1	—	—	—	—	—	—	
331419	Other nonferrous metal prim smelting, refining	(B)	(D)	(D)	10	7	2	—	1	—	—	—	—	—	—	
33142	Copper rolling, drawing, extruding & alloying	(A)	(D)	(D)	3	3	—	—	—	—	—	—	—	—	—	
331421	Copper rolling, drawing & extruding	(A)	(D)	(D)	3	3	—	—	—	—	—	—	—	—	—	
33149	Other nonferrous roll, draw, extruding, alloying	(E)	(D)	(D)	12	4	1	2	3	2	—	—	—	—	—	
331491	Other nonferrous metal roll, draw, extruding	182	1 493	6 077	9	3	1	2	2	1	—	—	—	—	—	
331492	Oth nonferrous secondary smelt, refine, alloying	(B)	(D)	(D)	3	1	—	—	1	1	—	—	—	—	—	
3315	Foundries	736	5 755	23 628	41	14	8	13	3	2	—	1	—	—	—	
33151	Ferrous metal foundries	(E)	(D)	(D)	14	7	3	2	1	—	—	1	—	—	—	
331511	Iron foundries	(E)	(D)	(D)	11	4	3	2	1	—	—	1	—	—	—	
331512	Steel investment foundries	(A)	(D)	(D)	1	1	—	—	—	—	—	—	—	—	—	
331513	Steel foundries (except investment)	(A)	(D)	(D)	2	2	—	—	—	—	—	—	—	—	—	
33152	Nonferrous metal foundries	(E)	(D)	(D)	27	7	5	11	2	2	—	—	—	—	—	
331521	Aluminum die-casting foundries	(B)	(D)	(D)	3	1	—	1	—	1	—	—	—	—	—	
331522	Nonferrous (exc alum) die-casting foundries	(B)	(D)	(D)	3	1	1	1	—	—	—	—	—	—	—	
331524	Aluminum foundries (except die-casting)	237	1 614	6 245	16	4	3	6	2	1	—	—	—	—	—	
331525	Copper foundries (except die-casting)	(B)	(D)	(D)	4	1	—	3	—	—	—	—	—	—	—	
331528	Oth nonferrous foundries (except die-casting)	(A)	(D)	(D)	1	—	1	—	—	—	—	—	—	—	—	
332	Fabricated metal product mfg	36 585	283 510	1 167 709	1 861	855	341	288	209	100	50	14	3	1	—	
3321	Forging & stamping	1 639	14 037	57 898	59	13	10	16	9	9	2	—	—	—	—	
33211	Forging & stamping	1 639	14 037	57 898	59	13	10	16	9	9	2	—	—	—	—	
332111	Iron & steel forging	(B)	(D)	(D)	7	4	—	3	—	—	—	—	—	—	—	
332112	Nonferrous forging	(A)	(D)	(D)	2	1	1	—	—	—	—	—	—	—	—	
332114	Custom roll forming	640	5 851	23 034	18	3	3	4	5	2	1	—	—	—	—	
332116	Metal stamping	946	7 861	33 594	31	4	6	9	4	7	1	—	—	—	—	
332117	Powder metallurgy parts mfg	(A)	(D)	(D)	1	1	—	—	—	—	—	—	—	—	—	
3322	Cutlery & handtool mfg	741	6 413	26 803	41	15	10	6	6	1	3	—	—	—	—	
33221	Cutlery & handtool mfg	741	6 413	26 803	41	15	10	6	6	1	3	—	—	—	—	
332211	Cutlery & flatware (exc precious) mfg	(B)	(D)	(D)	5	2	—	—	3	—	—	—	—	—	—	
332212	Hand & edge tool mfg	528	4 693	19 316	29	12	8	4	2	—	3	—	—	—	—	
332213	Saw blade & handsaw mfg	(C)	(D)	(D)	5	—	1	2	1	1	—	—	—	—	—	
332214	Kitchen utensil, pot & pan mfg	(A)	(D)	(D)	2	1	—	—	—	—	—	—	—	—	—	
3323	Architectural & structural metals mfg	17 418	128 970	538 096	660	262	113	106	97	44	27	10	—	1	—	
33231	Plate work & fabricated structural prod mfg	5 028	40 427	169 032	213	78	39	26	41	18	10	1	—	—	—	
332311	Prefab metal building & component mfg	1 038	7 586	34 501	34	9	9	5	5	3	2	1	—	—	—	
332312	Fabricated structural metal mfg	3 560	29 184	120 550	159	67	24	17	30	13	8	—	—	—	—	
332313	Plate work mfg	430	3 657	13 981	20	2	6	4	6	2	—	—	—	—	—	

See footnotes at end of table.

**Table 2. The State—Employees, Payroll, and Establishments by Industry: 2003—Con.**

[Excludes most government employees, railroad employees, and self-employed persons. Size class 1 to 4 includes establishments with payroll, but no employees, during mid-March pay period. (D) denotes figures withheld to avoid disclosing data for individual companies; the data are included in broader industry totals. For explanation of terms, abbreviations, and data reliability/comparability, see introductory text]

NAICS code	Industry	Number of employees for week including March 12	Payroll (\$1,000)		Total number of establishments	Number of establishments by employment-size class											
			First quarter	Annual		1 to 4	5 to 9	10 to 19	20 to 49	50 to 99	100 to 249	250 to 499	500 to 999	1,000 or more			
<b>31-33</b>	<b>Manufacturing—Con.</b>																
332	Fabricated metal product mfg—Con.																
3323	Architectural & structural metals mfg—Con.																
33232	Ornamental & architectural metal prod mfg	12 390	88 543	369 064	447	184	74	80	56	26	17	9	—	1			
332321	Metal window & door mfg	6 476	47 699	199 159	114	44	15	18	11	11	7	—	—	1			
332322	Sheet metal work mfg	3 873	27 467	116 576	197	69	32	44	35	10	6	1	—	—			
332323	Ornamental & architectural metal work mfg	2 041	13 377	53 329	136	71	27	18	10	5	4	1	—	—			
3324	Boiler, tank & shipping container mfg	1 755	18 319	71 894	45	13	4	8	7	7	6	—	—	—			
33241	Power boiler & heat exchanger mfg	232	1 576	6 397	7	2	1	—	1	3	—	—	—	—			
332410	Power boiler & heat exchanger mfg	232	1 576	6 397	7	2	1	—	1	3	—	—	—	—			
33242	Metal tank (heavy gauge) mfg	527	4 465	18 973	19	6	1	4	4	2	2	—	—	—			
332420	Metal tank (heavy gauge) mfg	527	4 465	18 973	19	6	1	4	4	2	2	—	—	—			
33243	Light gauge metal container mfg	996	12 278	46 524	19	5	2	4	2	2	4	—	—	—			
332431	Metal can mfg	641	9 647	35 512	8	2	—	2	—	1	3	—	—	—			
332439	Other metal container mfg	355	2 631	11 012	11	3	2	2	2	1	1	—	—	—			
3325	Hardware mfg	1 289	7 108	30 725	32	10	6	5	4	5	1	—	—	1			
33251	Hardware mfg	1 289	7 108	30 725	32	10	6	5	4	5	1	—	—	1			
332510	Hardware mfg	1 289	7 108	30 725	32	10	6	5	4	5	1	—	—	1			
3326	Spring & wire product mfg	1 649	10 757	47 099	52	27	7	9	4	2	2	—	—	1			
33261	Spring & wire product mfg	1 649	10 757	47 099	52	27	7	9	4	2	2	—	—	1			
332611	Spring (heavy gauge) mfg	(A)	(D)	(D)	1	—	1	—	—	—	—	—	—	—			
332612	Spring (light gauge) mfg	(C)	(D)	(D)	9	6	—	1	1	1	—	—	—	—			
332618	Other fabricated wire product mfg	(G)	(D)	(D)	42	21	6	8	3	1	2	—	—	1			
3327	Mach shops, turn prod, screw, nut, bolt mfg	5 055	36 518	153 993	626	361	130	78	43	12	1	1	—	—			
33271	Machine shops	3 440	24 235	102 048	554	347	112	58	32	4	1	—	—	—			
332710	Machine shops	3 440	24 235	102 048	554	347	112	58	32	4	1	—	—	—			
33272	Turned product & screw, nut & bolt mfg	1 615	12 283	51 945	72	14	18	20	11	8	—	—	—	1			
332721	Precision turned product mfg	1 128	9 376	37 771	56	8	16	16	8	8	—	—	—	—			
332722	Bolt, nut, screw, rivet & washer mfg	487	2 907	14 174	16	6	2	4	3	—	—	—	—	1			
3328	Coating, engrave, heat treating & oth activity	1 707	12 524	49 190	166	80	32	33	15	6	—	—	—	—			
33281	Coating, engrave, heat treating & oth activity	1 707	12 524	49 190	166	80	32	33	15	6	—	—	—	—			
332811	Metal heat treating	159	1 707	6 198	12	2	2	6	2	—	—	—	—	—			
332812	Metal coating, engraving & allied services	766	5 605	21 829	68	33	14	10	8	3	—	—	—	—			
332813	Electropl, plating, polish, anodize, coloring	782	5 212	21 163	86	45	16	17	5	3	—	—	—	—			
3329	Other fabricated metal product mfg	5 332	48 864	192 011	180	74	29	27	24	14	8	3	1	—			
33291	Metal valve mfg	2 602	25 960	103 204	33	10	2	6	2	5	5	2	1	—			
332911	Industrial valve mfg	775	8 967	33 652	9	2	1	1	1	4	—	—	—	—			
332912	Fluid power valve & hose fitting mfg	1 216	10 751	43 757	9	2	1	1	1	1	1	1	1	—			
332913	Plumbing fixture fitting & trim mfg	(B)	(D)	(D)	4	3	—	—	—	1	—	—	—	—			
332919	Other metal valve & pipe fitting mfg	(F)	(D)	(D)	11	3	—	4	—	3	—	—	—	1			
33299	All other fabricated metal product mfg	2 730	22 904	88 807	147	64	27	21	22	9	3	1	—	—			
332991	Ball & roller bearing mfg	(A)	(D)	(D)	1	1	—	—	—	—	—	—	—	—			
332992	Small arms ammunition mfg	(B)	(D)	(D)	6	4	2	—	—	—	—	—	—	—			
332993	Ammunition (exc small arms) mfg	482	6 034	22 223	4	—	—	—	1	1	2	—	—	—			
332994	Small arms mfg	108	608	4 150	8	2	1	4	1	—	—	—	—	—			
332995	Other ordnance & accessories mfg	(B)	(D)	(D)	1	—	—	—	1	—	—	—	—	—			
332996	Fabricated pipe & pipe fitting mfg	(C)	(D)	(D)	13	7	1	3	2	—	—	—	—	—			
332997	Industrial pattern mfg	(A)	(D)	(D)	2	2	—	—	—	—	—	—	—	—			
332998	Enameled iron & metal sanitary ware mfg	(A)	(D)	(D)	1	1	—	—	—	—	—	—	—	—			
332999	All other misc fabricated metal product mfg	1 944	14 919	56 876	111	47	23	14	17	8	1	1	—	—			
333	Machinery mfg	21 591	206 052	834 124	819	329	147	123	129	47	32	8	2	2			
3331	Ag, construction & mining machinery mfg	1 127	9 940	40 563	66	33	12	6	9	3	3	—	—	—			
33311	Agricultural implement mfg	261	1 839	7 957	31	16	7	5	2	1	—	—	—	—			
333111	Farm machinery & equipment mfg	240	1 702	7 359	26	12	7	4	2	1	—	—	—	—			
333112	Lawn & garden equipment mfg	21	137	598	5	4	—	1	—	—	—	—	—	—			
33312	Construction machinery mfg	489	4 365	16 997	22	10	3	1	6	1	1	—	—	—			
333120	Construction machinery mfg	489	4 365	16 997	22	10	3	1	6	1	1	—	—	—			
33313	Mining & oil & gas field machinery mfg	377	3 736	15 609	13	7	2	—	1	1	2	—	—	—			
333131	Mining machinery & equipment mfg	216	1 949	8 246	5	1	1	—	1	1	1	—	—	—			
333132	Oil & gas field machinery & equipment mfg	161	1 787	7 363	8	6	1	—	—	—	1	—	—	—			
3332	Industrial machinery mfg	2 137	23 698	88 285	93	34	18	13	20	4	3	1	—	—			
33321	Sawmill & woodworking machinery mfg	26	187	770	5	3	1	1	—	—	—	—	—	—			
333210	Sawmill & woodworking machinery mfg	26	187	770	5	3	1	1	—	—	—	—	—	—			
33322	Plastics & rubber industry machinery mfg	112	800	3 081	13	5	3	3	2	—	—	—	—	—			
333220	Plastics & rubber industry machinery mfg	112	800	3 081	13	5	3	3	2	—	—	—	—	—			
33329	Other industrial machinery mfg	1 999	22 711	84 434	75	26	14	9	18	4	3	1	—	—			
333291	Paper industry machinery mfg	(B)	(D)	(D)	8	3	3	—	2	—	—	—	—	—			
333292	Textile machinery mfg	(B)	(D)	(D)	6	4	1	—	—	1	—	—	—	—			
333293	Printing machinery & equipment mfg	184	1 541	6 598	9	2	2	2	2	1	—	—	—	—			
333294	Food product machinery mfg	450	4 521	16 415	15	9	3	1	—	1	—	—	—	1			
333295	Semiconductor machinery mfg	450	7 415	27 029	4	—	—	—	1	1	—	—	—	2			
333298	All other industrial machinery mfg	717	7 304	26 549	33	8	5	1	13	1	—	—	—	—			
3333	Commercial & service industry machinery mfg	6 331	66 585	274 242	122	50	22	13	18	11	3	1	2	2			
33331	Commercial & service industry machinery mfg	6 331	66 585	274 242	122	50	22	13	18	11	3	1	2	2			
333311	Automatic vending machine mfg	125	959	4 117	4	2	—	—	—	2	—	—	—	—			
333312	Commercial laundry, dryclean & press mach mfg	479	3 347	14 072	4	1	—	—	1	1	—	—	—	—			
333313	Office machinery mfg	181	2 090	8 436	7	3	—	—	1	2	—	—	—	—			
333314	Optical instrument & lens mfg	1 999	10 862	49 514	20	7	5	2	2	2	—	—	—	1			
333315	Photographic & photocopying equipment mfg	119	954	3 155	14	7	4	—	3	—	—	—	—	—			
333319	Oth commercial, service industry machinery mfg	3 428	48 373	194 948	73	30	12	11	11	4	3	—	—	1			



**Table 2. The State—Employees, Payroll, and Establishments by Industry: 2003—Con.**

[Excludes most government employees, railroad employees, and self-employed persons. Size class 1 to 4 includes establishments with payroll, but no employees, during mid-March pay period. (D) denotes figures withheld to avoid disclosing data for individual companies; the data are included in broader industry totals. For explanation of terms, abbreviations, and data reliability/comparability, see introductory text]

NAICS code	Industry	Number of employees for week including March 12	Payroll (\$1,000)		Total number of establishments	Number of establishments by employment-size class											
			First quarter	Annual		1 to 4	5 to 9	10 to 19	20 to 49	50 to 99	100 to 249	250 to 499	500 to 999	1,000 or more			
<b>31-33</b>	<b>Manufacturing—Con.</b>																
334	Computer & electronic product mfg—Con.																
3345	Nav, measuring, medical, control instruments mfg	24 253	360 296	1 417 891	231	85	33	32	28	17	23	3	6	4			
33451	Nav, measuring, medical, control instruments mfg	24 253	360 296	1 417 891	231	85	33	32	28	17	23	3	6	4			
334510	Electromedical apparatus mfg	1 606	16 097	66 001	27	9	—	8	3	2	4	—	1	—			
334511	Search, detection & navigation instrument mfg	18 425	301 766	1 177 796	61	21	5	5	7	3	11	1	4	4			
334512	Automatic environmental control mfg	255	1 994	8 406	11	5	3	1	—	1	—	—	—	—			
334513	Industrial process control mfg	490	5 396	22 899	25	12	2	6	3	3	—	—	—	—			
334514	Total fluid meter & counting device mfg	451	3 645	14 565	9	2	1	2	—	2	2	—	—	—			
334515	Electricity measuring, testing instrument mfg	841	11 353	42 984	28	9	7	2	6	1	2	1	—	—			
334516	Analytical laboratory instrument mfg	1 132	11 793	48 739	24	9	4	1	4	4	1	—	1	—			
334517	Irradiation apparatus mfg	(B)	(D)	(D)	11	7	2	1	—	—	—	—	—	—			
334518	Watch, clock & part mfg	(A)	(D)	(D)	4	2	—	—	—	—	—	—	—	—			
334519	Other measuring & controlling device mfg	959	7 511	32 499	31	9	7	10	1	1	2	1	—	—			
3346	Mfg & reproducing magnetic & optical media	732	6 484	24 962	40	20	8	7	3	1	—	1	—	—			
33461	Mfg & reproducing magnetic & optical media	732	6 484	24 962	40	20	8	7	3	1	—	1	—	—			
334611	Software reproducing	(A)	(D)	(D)	5	4	1	—	—	—	—	—	—	—			
334612	Prerecorded CD, tape, record reproducing	(F)	(D)	(D)	25	10	7	3	3	1	—	1	—	—			
334613	Magnetic and optical recording media mfg	(B)	(D)	(D)	10	6	—	4	—	—	—	—	—	—			
335	Electrical equip, appliance & component mfg	9 580	90 840	350 170	248	91	43	30	32	26	19	5	2	—			
3351	Electric lighting equipment mfg	(G)	(D)	(D)	54	22	14	6	6	4	1	—	1	—			
33511	Electric lamp bulb & part mfg	(A)	(D)	(D)	3	2	1	—	—	—	—	—	—	—			
335110	Electric lamp bulb & part mfg	(A)	(D)	(D)	3	2	1	—	—	—	—	—	—	—			
33512	Lighting fixture mfg	(G)	(D)	(D)	51	20	13	6	6	4	1	—	1	—			
335121	Residential electric lighting fixture mfg	999	4 788	22 745	27	5	10	4	5	2	—	—	1	—			
335122	Commercial electric lighting fixture mfg	(C)	(D)	(D)	11	8	1	1	1	1	—	—	—	—			
335129	Other lighting equipment mfg	299	1 807	8 460	13	7	2	1	1	1	—	—	—	—			
3352	Household appliance mfg	(C)	(D)	(D)	10	7	1	1	—	—	1	—	—	—			
33521	Small electrical appliance mfg	(A)	(D)	(D)	7	6	1	—	—	—	—	—	—	—			
335211	Electric housewares & fan mfg	(A)	(D)	(D)	5	4	1	—	—	—	—	—	—	—			
335212	Household vacuum cleaner mfg	(A)	(D)	(D)	2	2	—	—	—	—	—	—	—	—			
33522	Major appliance mfg	(C)	(D)	(D)	3	1	—	1	—	—	1	—	—	—			
335221	Household cooking appliance mfg	(C)	(D)	(D)	1	—	—	—	—	—	1	—	—	—			
335224	Household laundry equipment mfg	(A)	(D)	(D)	1	1	—	—	—	—	—	—	—	—			
335228	Other major household appliance mfg	(A)	(D)	(D)	1	—	—	1	—	—	—	—	—	—			
3353	Electrical equipment mfg	3 257	29 888	122 532	78	31	11	8	12	5	8	2	1	—			
33531	Electrical equipment mfg	3 257	29 888	122 532	78	31	11	8	12	5	8	2	1	—			
335311	Power, distribution, specialty transformer mfg	600	3 993	16 898	9	4	2	1	1	—	—	—	1	—			
335312	Motor & generator mfg	222	1 912	7 694	13	6	1	3	2	—	1	—	—	—			
335313	Switchgear & switchboard apparatus mfg	1 190	11 721	48 004	16	5	2	3	—	2	2	2	—	—			
335314	Relay & industrial control mfg	1 245	12 262	49 936	40	16	6	1	9	3	5	—	—	—			
3359	Other electrical equipment & component mfg	4 661	43 156	170 541	106	31	17	15	14	17	9	3	—	—			
33591	Battery mfg	552	5 054	19 203	7	1	1	1	1	—	2	1	—	—			
335911	Storage battery mfg	(E)	(D)	(D)	5	1	1	1	—	—	1	1	—	—			
335912	Primary battery mfg	(C)	(D)	(D)	2	—	—	—	1	—	1	—	—	—			
33592	Communication & energy wire & cable mfg	947	8 348	33 014	23	5	6	2	1	8	1	—	—	—			
335921	Fiber optic cable mfg	46	340	1 557	8	3	4	1	—	—	—	—	—	—			
335929	Other communication & energy wire mfg	901	8 008	31 457	15	2	2	1	1	8	1	—	—	—			
33593	Wiring device mfg	1 827	16 046	57 441	27	11	3	3	2	2	4	2	—	—			
335931	Current-carrying wiring device mfg	(G)	(D)	(D)	22	8	3	3	2	2	2	2	—	—			
335932	Noncurrent-carrying wiring device mfg	(E)	(D)	(D)	5	3	—	—	—	—	2	—	—	—			
33599	All oth electrical equipment & component mfg	1 335	13 708	60 883	49	14	7	9	10	7	2	—	—	—			
335991	Carbon & graphite product mfg	(A)	(D)	(D)	1	1	—	—	—	—	—	—	—	—			
335999	All oth misc electrical equip & component mfg	(G)	(D)	(D)	48	13	7	9	10	7	2	—	—	—			
336	Transportation equipment mfg	30 735	292 883	1 121 821	692	295	117	96	76	37	32	31	6	2			
3361	Motor vehicle mfg	(E)	(D)	(D)	13	7	2	1	2	—	1	—	—	—			
33611	Automobile & light duty motor vehicle mfg	(B)	(D)	(D)	10	6	2	1	1	—	—	—	—	—			
336111	Automobile mfg	(B)	(D)	(D)	8	5	2	—	1	—	—	—	—	—			
336112	Light truck & utility vehicle mfg	(A)	(D)	(D)	2	1	—	—	—	—	—	—	—	—			
33612	Heavy duty truck mfg	(C)	(D)	(D)	3	1	—	—	1	—	1	—	—	—			
336120	Heavy duty truck mfg	(C)	(D)	(D)	3	1	—	—	1	—	1	—	—	—			
3362	Motor vehicle body & trailer mfg	3 815	31 579	119 579	80	25	11	15	18	6	1	3	—	1			
33621	Motor vehicle body & trailer mfg	3 815	31 579	119 579	80	25	11	15	18	6	1	3	—	1			
336211	Motor vehicle body mfg	2 500	21 256	82 331	23	4	4	4	6	2	—	2	—	1			
336212	Truck trailer mfg	(C)	(D)	(D)	7	2	—	—	3	—	—	—	—	—			
336213	Motor home mfg	(E)	(D)	(D)	2	1	—	—	—	—	1	—	—	—			
336214	Travel trailer & camper mfg	826	4 795	21 358	48	18	6	11	9	3	1	—	—	—			
3363	Motor vehicle parts mfg	6 620	46 919	190 968	185	78	34	32	13	11	8	8	1	—			
33631	Motor vehicle gas engine & engine parts mfg	1 198	8 497	34 867	39	19	7	5	3	2	1	2	—	—			
336311	Carburetor, piston, piston ring & valve mfg	(C)	(D)	(D)	4	2	—	1	—	1	—	—	—	—			
336312	Gasoline engine & engine parts mfg	(G)	(D)	(D)	35	17	7	4	3	1	1	2	—	—			
33632	MV electrical & electronic equipment mfg	1 904	13 894	53 994	38	17	7	2	4	3	3	1	1	—			
336321	Vehicular lighting equipment mfg	(B)	(D)	(D)	2	—	1	—	—	1	—	—	—	—			
336322	Other MV electrical & electronic equip mfg	(G)	(D)	(D)	36	17	6	2	4	2	3	1	1	—			

See footnotes at end of table.





**Table 2. The State—Employees, Payroll, and Establishments by Industry: 2003—Con.**

[Excludes most government employees, railroad employees, and self-employed persons. Size class 1 to 4 includes establishments with payroll, but no employees, during mid-March pay period. (D) denotes figures withheld to avoid disclosing data for individual companies; the data are included in broader industry totals. For explanation of terms, abbreviations, and data reliability/comparability, see introductory text]

NAICS code	Industry	Number of employees for week including March 12	Payroll (\$1,000)		Total number of establishments	Number of establishments by employment-size class										
			First quarter	Annual		1 to 4	5 to 9	10 to 19	20 to 49	50 to 99	100 to 249	250 to 499	500 to 999	1,000 or more		
<b>31-33</b>	<b>Manufacturing—Con.</b>															
339	Miscellaneous mfg—Con.															
3399	Other miscellaneous mfg—Con.															
33994	Office supplies (exc paper) mfg . . . . .	1 394	11 436	48 904	34	18	8	2	3	—	2	—	1	—	—	—
339941	Pen & mechanical pencil mfg . . . . .	1 200	10 126	43 723	5	1	—	—	1	—	2	—	1	—	—	—
339942	Lead pencil & art good mfg . . . . .	(A)	(D)	(D)	3	2	1	—	—	—	—	—	—	—	—	—
339943	Marking device mfg . . . . .	136	926	3 507	25	15	7	2	1	—	—	—	—	—	—	—
339944	Carbon paper & inked ribbon mfg . . . . .	(B)	(D)	(D)	1	—	—	—	1	—	—	—	—	—	—	—
33995	Sign mfg . . . . .	3 452	25 459	105 818	383	228	77	39	31	4	4	—	—	—	—	—
339950	Sign mfg . . . . .	3 452	25 459	105 818	383	228	77	39	31	4	4	—	—	—	—	—
33999	All other misc mfg . . . . .	4 702	34 325	141 058	249	104	46	36	37	16	9	1	—	—	—	—
339991	Gasket, packing & sealing device mfg . .	640	5 849	22 882	12	3	2	2	2	1	1	—	—	—	—	—
339992	Musical instrument mfg . . . . .	106	583	2 749	18	14	—	2	2	—	—	—	—	—	—	—
339993	Fastener, button, needle & pin mfg . . . .	253	1 610	6 406	8	4	1	—	1	1	1	—	—	—	—	—
339994	Broom, brush & mop mfg . . . . .	157	925	4 053	9	1	3	2	2	1	—	—	—	—	—	—
339995	Burial casket mfg . . . . .	17	94	410	6	4	2	—	—	—	—	—	—	—	—	—
339999	All other miscellaneous mfg . . . . .	3 529	25 264	104 558	196	78	38	30	30	13	7	—	—	—	—	—
<b>42</b>	<b>Wholesale trade . . . . .</b>	<b>305 108</b>	<b>2 981 601</b>	<b>12 369 943</b>	<b>31 820</b>	<b>20 111</b>	<b>5 381</b>	<b>3 288</b>	<b>2 070</b>	<b>575</b>	<b>293</b>	<b>74</b>	<b>22</b>	<b>6</b>		
423	Merchant Wholesalers, Durable Goods . . . . .	167 255	1 715 999	7 121 309	18 955	11 541	3 444	2 162	1 331	328	117	23	5	4		
4231	Motor Vehicle and Motor Vehicle Parts and Supplies Merchant Wholesalers . . . . .	19 203	168 979	707 821	2 075	1 231	386	228	165	45	18	2	—	—		
42311	Automobile and Other Motor Vehicle Merchant Wholesalers . . . . .	6 810	70 234	296 293	596	380	88	43	57	18	8	2	—	—		
423110	Automobile and Other Motor Vehicle Merchant Wholesalers . . . . .	6 810	70 234	296 293	596	380	88	43	57	18	8	2	—	—		
42312	Motor Vehicle Supplies and New Parts Merchant Wholesalers . . . . .	9 747	79 041	324 090	1 155	673	242	127	80	24	9	—	—	—		
423120	Motor Vehicle Supplies and New Parts Merchant Wholesalers . . . . .	9 747	79 041	324 090	1 155	673	242	127	80	24	9	—	—	—		
42313	Tire and Tube Merchant Wholesalers . . . .	1 486	12 239	57 115	181	92	32	36	21	—	—	—	—	—		
423130	Tire and Tube Merchant Wholesalers . . . .	1 486	12 239	57 115	181	92	32	36	21	—	—	—	—	—		
42314	Motor Vehicle Parts (Used) Merchant Wholesalers . . . . .	1 160	7 465	30 323	143	86	24	22	7	3	1	—	—	—		
423140	Motor Vehicle Parts (Used) Merchant Wholesalers . . . . .	1 160	7 465	30 323	143	86	24	22	7	3	1	—	—	—		
4232	Furniture and Home Furnishing Merchant Wholesalers . . . . .	8 590	68 899	291 793	1 124	710	197	114	78	21	3	1	—	—		
42321	Furniture Merchant Wholesalers . . . . .	2 951	24 721	107 087	469	317	80	37	29	5	1	—	—	—		
423210	Furniture Merchant Wholesalers . . . . .	2 951	24 721	107 087	469	317	80	37	29	5	1	—	—	—		
42322	Home Furnishing Merchant Wholesalers . .	5 639	44 178	184 706	655	393	117	77	49	16	2	1	—	—		
423220	Home Furnishing Merchant Wholesalers . . . . .	5 639	44 178	184 706	655	393	117	77	49	16	2	1	—	—		
4233	Lumber and Other Construction Materials Merchant Wholesalers . . . . .	13 589	126 565	524 699	1 290	608	289	221	137	26	7	1	1	—		
42331	Lumber, Plywood, Millwork, and Wood Panel Merchant Wholesalers . . . . .	7 394	73 486	298 133	559	253	108	91	83	17	6	—	1	—		
423310	Lumber, Plywood, Millwork, and Wood Panel Merchant Wholesalers . . . . .	7 394	73 486	298 133	559	253	108	91	83	17	6	—	1	—		
42332	Brick, Stone, and Related Construction Material Merchant Wholesalers . . . . .	2 258	19 107	88 067	341	190	84	46	16	5	—	—	—	—		
423320	Brick, Stone, and Related Construction Material Merchant Wholesalers . . . . .	2 258	19 107	88 067	341	190	84	46	16	5	—	—	—	—		
42333	Roofing, Siding, and Insulation Material Merchant Wholesalers . . . . .	2 183	18 899	76 602	162	33	53	53	21	—	1	1	—	—		
423330	Roofing, Siding, and Insulation Material Merchant Wholesalers . . . . .	2 183	18 899	76 602	162	33	53	53	21	—	1	1	—	—		
42339	Other Construction Material Merchant Wholesalers . . . . .	1 754	15 073	61 897	228	132	44	31	17	4	—	—	—	—		
423390	Other Construction Material Merchant Wholesalers . . . . .	1 754	15 073	61 897	228	132	44	31	17	4	—	—	—	—		
4234	Professional and Commercial Equipment and Supplies Merchant Wholesalers . . . . .	35 293	427 184	1 790 162	3 146	1 973	524	307	221	69	40	7	3	2		
42341	Photographic Equipment and Supplies Merchant Wholesalers . . . . .	733	11 092	52 634	77	44	14	9	7	2	1	—	—	—		
423410	Photographic Equipment and Supplies Merchant Wholesalers . . . . .	733	11 092	52 634	77	44	14	9	7	2	1	—	—	—		
42342	Office Equipment Merchant Wholesalers . .	7 961	81 666	375 457	426	181	73	86	51	25	6	3	1	—		
423420	Office Equipment Merchant Wholesalers . . . . .	7 961	81 666	375 457	426	181	73	86	51	25	6	3	1	—		
42343	Computer and Computer Peripheral Equipment and Software Merchant Wholesalers . . . . .	12 270	188 392	739 752	1 051	695	170	86	68	14	13	3	—	2		
423430	Computer and Computer Peripheral Equipment and Software Merchant Wholesalers . . . . .	12 270	188 392	739 752	1 051	695	170	86	68	14	13	3	—	2		
42344	Other Commercial Equipment Merchant Wholesalers . . . . .	2 567	21 560	87 790	353	210	73	42	21	5	2	—	—	—		
423440	Other Commercial Equipment Merchant Wholesalers . . . . .	2 567	21 560	87 790	353	210	73	42	21	5	2	—	—	—		
42345	Medical, Dental, and Hospital Equipment and Supplies Merchant Wholesaler . . . . .	8 780	97 499	421 205	917	626	139	58	61	18	13	—	2	—		
423450	Medical, Dental, and Hospital Equipment and Supplies Merchant Wholesaler . . . . .	8 780	97 499	421 205	917	626	139	58	61	18	13	—	2	—		
42346	Ophthalmic Goods Merchant Wholesalers . . . . .	2 132	18 951	79 911	166	109	23	17	8	3	5	1	—	—		
423460	Ophthalmic Goods Merchant Wholesalers . . . . .	2 132	18 951	79 911	166	109	23	17	8	3	5	1	—	—		
42349	Other Professional Equipment and Supplies Merchant Wholesalers . . . . .	850	8 024	33 413	156	108	32	9	5	2	—	—	—	—		
423490	Other Professional Equipment and Supplies Merchant Wholesalers . . . . .	850	8 024	33 413	156	108	32	9	5	2	—	—	—	—		
4235	Metal and Mineral (except Petroleum) Merchant Wholesalers . . . . .	5 511	56 835	225 033	559	292	103	76	71	15	2	—	—	—		
42351	Metal Service Centers and Other Metal Merchant Wholesalers . . . . .	5 371	49 655	210 200	542	279	101	76	70	14	2	—	—	—		

See footnotes at end of table.

**Table 2. The State—Employees, Payroll, and Establishments by Industry: 2003—Con.**

[Excludes most government employees, railroad employees, and self-employed persons. Size class 1 to 4 includes establishments with payroll, but no employees, during mid-March pay period. (D) denotes figures withheld to avoid disclosing data for individual companies; the data are included in broader industry totals. For explanation of terms, abbreviations, and data reliability/comparability, see introductory text.]

NAICS code	Industry	Number of employees for week including March 12	Payroll (\$1,000)		Total number of establishments	Number of establishments by employment-size class											
			First quarter	Annual		1 to 4	5 to 9	10 to 19	20 to 49	50 to 99	100 to 249	250 to 499	500 to 999	1,000 or more			
<b>42</b>	<b>Wholesale trade—Con.</b>																
423	Merchant Wholesalers, Durable Goods—Con.																
4235	Metal and Mineral (except Petroleum) Merchant Wholesalers—Con.																
42351	Metal Service Centers and Other Metal Merchant Wholesalers—Con.																
423510	Metal Service Centers and Other Metal Merchant Wholesalers .....	5 371	49 655	210 200	542	279	101	76	70	14	2	—	—	—	—	—	—
42352	Coal and Other Mineral and Ore Merchant Wholesalers .....	140	7 180	14 833	17	13	2	—	1	1	—	—	—	—	—	—	—
423520	Coal and Other Mineral and Ore Merchant Wholesalers .....	140	7 180	14 833	17	13	2	—	1	1	—	—	—	—	—	—	—
4236	Electrical and Electronic Goods Merchant Wholesalers .....	24 114	294 539	1 192 898	2 609	1 537	484	298	216	49	19	5	1	—	—	—	—
42361	Electrical Apparatus and Equipment, Wiring Supplies, and Related Equipme ..	8 870	97 386	393 724	907	500	173	121	86	19	6	2	—	—	—	—	—
423610	Electrical Apparatus and Equipment, Wiring Supplies, and Related Equipme .....	8 870	97 386	393 724	907	500	173	121	86	19	6	2	—	—	—	—	—
42362	Electrical and Electronic Appliances, Television, and Radio Set Merchant .....	2 968	33 698	137 060	332	192	63	39	33	2	2	1	—	—	—	—	—
423620	Electrical and Electronic Appliances, Television, and Radio Set Merchant ...	2 968	33 698	137 060	332	192	63	39	33	2	2	1	—	—	—	—	—
42369	Other Electronic Parts and Equipment Merchant Wholesalers .....	12 276	163 455	662 114	1 370	845	248	138	97	28	11	2	1	—	—	—	—
423690	Other Electronic Parts and Equipment Merchant Wholesalers .....	12 276	163 455	662 114	1 370	845	248	138	97	28	11	2	1	—	—	—	—
4237	Hardware, and Plumbing and Heating Equipment and Supplies Merchant Whole ..	11 414	112 282	480 210	1 297	659	293	223	100	16	5	1	—	—	—	—	—
42371	Hardware Merchant Wholesalers .....	3 920	32 674	138 013	449	247	85	74	35	6	1	1	—	—	—	—	—
423710	Hardware Merchant Wholesalers .....	3 920	32 674	138 013	449	247	85	74	35	6	1	1	—	—	—	—	—
42372	Plumbing and Heating Equipment and Supplies (Hydronics) Merchant Wholesa ..	3 223	33 093	144 062	344	163	61	80	35	5	—	—	—	—	—	—	—
423720	Plumbing and Heating Equipment and Supplies (Hydronics) Merchant Wholesa .....	3 223	33 093	144 062	344	163	61	80	35	5	—	—	—	—	—	—	—
42373	Warm Air Heating and Air-Conditioning Equipment and Supplies Merchant Wh ..	3 394	37 722	163 542	397	185	122	58	25	4	3	—	—	—	—	—	—
423730	Warm Air Heating and Air-Conditioning Equipment and Supplies Merchant Wh .....	3 394	37 722	163 542	397	185	122	58	25	4	3	—	—	—	—	—	—
42374	Refrigeration Equipment and Supplies Merchant Wholesalers .....	877	8 793	34 593	107	64	25	11	5	1	1	—	—	—	—	—	—
423740	Refrigeration Equipment and Supplies Merchant Wholesalers .....	877	8 793	34 593	107	64	25	11	5	1	1	—	—	—	—	—	—
4238	Machinery, Equipment, and Supplies Merchant Wholesalers .....	30 508	313 483	1 273 747	3 724	2 202	738	463	242	59	15	5	—	—	—	—	—
42381	Construction and Mining (except Oil Well) Machinery and Equipment Mercha .....	4 813	54 498	222 353	275	137	40	35	44	14	2	3	—	—	—	—	—
423810	Construction and Mining (except Oil Well) Machinery and Equipment Mercha .....	4 813	54 498	222 353	275	137	40	35	44	14	2	3	—	—	—	—	—
42382	Farm and Garden Machinery and Equipment Merchant Wholesalers .....	2 697	21 112	94 102	326	174	76	49	18	9	—	—	—	—	—	—	—
423820	Farm and Garden Machinery and Equipment Merchant Wholesalers .....	2 697	21 112	94 102	326	174	76	49	18	9	—	—	—	—	—	—	—
42383	Industrial Machinery and Equipment Merchant Wholesalers .....	11 252	114 462	472 788	1 623	1 015	300	186	96	22	4	—	—	—	—	—	—
423830	Industrial Machinery and Equipment Merchant Wholesalers .....	11 252	114 462	472 788	1 623	1 015	300	186	96	22	4	—	—	—	—	—	—
42384	Industrial Supplies Merchant Wholesalers .....	3 612	33 913	136 395	552	316	131	68	30	6	1	—	—	—	—	—	—
423840	Industrial Supplies Merchant Wholesalers .....	3 612	33 913	136 395	552	316	131	68	30	6	1	—	—	—	—	—	—
42385	Service Establishment Equipment and Supplies Merchant Wholesalers .....	2 440	19 506	82 245	363	193	93	54	21	2	—	—	—	—	—	—	—
423850	Service Establishment Equipment and Supplies Merchant Wholesalers .....	2 440	19 506	82 245	363	193	93	54	21	2	—	—	—	—	—	—	—
42386	Transportation Equipment and Supplies (except Motor Vehicle) Merchant Wh .....	5 694	69 992	265 864	585	367	98	71	33	6	8	2	—	—	—	—	—
423860	Transportation Equipment and Supplies (except Motor Vehicle) Merchant Wh ..	5 694	69 992	265 864	585	367	98	71	33	6	8	2	—	—	—	—	—
4239	Miscellaneous Durable Goods Merchant Wholesalers .....	19 033	147 233	634 946	3 131	2 329	430	232	101	28	8	1	—	—	—	—	2
42391	Sporting and Recreational Goods and Supplies Merchant Wholesalers .....	3 094	27 305	115 747	540	354	105	57	18	4	2	—	—	—	—	—	—
423910	Sporting and Recreational Goods and Supplies Merchant Wholesalers .....	3 094	27 305	115 747	540	354	105	57	18	4	2	—	—	—	—	—	—
42392	Toy and Hobby Goods and Supplies Merchant Wholesalers .....	1 142	8 615	35 345	186	134	28	12	9	1	2	—	—	—	—	—	—
423920	Toy and Hobby Goods and Supplies Merchant Wholesalers .....	1 142	8 615	35 345	186	134	28	12	9	1	2	—	—	—	—	—	—
42393	Recyclable Material Merchant Wholesalers .....	2 323	17 703	79 170	292	170	52	39	26	4	1	—	—	—	—	—	—
423930	Recyclable Material Merchant Wholesalers .....	2 323	17 703	79 170	292	170	52	39	26	4	1	—	—	—	—	—	—
42394	Jewelry, Watch, Precious Stone, and Precious Metal Merchant Wholesalers ..	3 179	25 686	107 533	654	506	87	38	16	6	—	1	—	—	—	—	—
423940	Jewelry, Watch, Precious Stone, and Precious Metal Merchant Wholesalers ..	3 179	25 686	107 533	654	506	87	38	16	6	—	1	—	—	—	—	—
42399	Other Miscellaneous Durable Goods Merchant Wholesalers .....	9 295	67 924	297 151	1 459	1 165	158	86	32	13	3	—	—	—	—	—	2
423990	Other Miscellaneous Durable Goods Merchant Wholesalers .....	9 295	67 924	297 151	1 459	1 165	158	86	32	13	3	—	—	—	—	—	2
424	Merchant Wholesalers, Nonurable Goods .....	121 039	1 125 469	4 652 453	9 989	6 159	1 666	1 030	685	231	162	39	15	—	—	—	2
4241	Paper and Paper Product Merchant Wholesalers .....	8 107	79 741	322 670	780	471	117	87	73	21	11	—	—	—	—	—	—

See footnotes at end of table.

**Table 2. The State—Employees, Payroll, and Establishments by Industry: 2003—Con.**

[Excludes most government employees, railroad employees, and self-employed persons. Size class 1 to 4 includes establishments with payroll, but no employees, during mid-March pay period. (D) denotes figures withheld to avoid disclosing data for individual companies; the data are included in broader industry totals. For explanation of terms, abbreviations, and data reliability/comparability, see introductory text]

NAICS code	Industry	Number of employees for week including March 12	Payroll (\$1,000)		Total number of establishments	Number of establishments by employment-size class								
			First quarter	Annual		1 to 4	5 to 9	10 to 19	20 to 49	50 to 99	100 to 249	250 to 499	500 to 999	1,000 or more
<b>42</b>	<b>Wholesale trade—Con.</b>													
424	Merchant Wholesalers, Nondurable Goods—Con.													
4241	Paper and Paper Product Merchant Wholesalers—Con.													
42411	Printing and Writing Paper Merchant Wholesalers.....	1 259	17 747	70 085	113	71	10	11	14	6	1	—	—	—
424110	Printing and Writing Paper Merchant Wholesalers.....	1 259	17 747	70 085	113	71	10	11	14	6	1	—	—	—
42412	Stationery and Office Supplies Merchant Wholesalers.....	3 400	32 552	129 602	404	253	62	46	32	9	2	—	—	—
424120	Stationery and Office Supplies Merchant Wholesalers.....	3 400	32 552	129 602	404	253	62	46	32	9	2	—	—	—
42413	Industrial and Personal Service Paper Merchant Wholesalers.....	3 448	29 442	122 983	263	147	45	30	27	6	8	—	—	—
424130	Industrial and Personal Service Paper Merchant Wholesalers.....	3 448	29 442	122 983	263	147	45	30	27	6	8	—	—	—
4242	Drugs and Druggists' Sundries Merchant Wholesalers.....	12 364	148 475	670 368	779	442	144	97	54	21	12	6	2	1
42421	Drugs and Druggists' Sundries Merchant Wholesalers.....	12 364	148 475	670 368	779	442	144	97	54	21	12	6	2	1
424210	Drugs and Druggists' Sundries Merchant Wholesalers.....	12 364	148 475	670 368	779	442	144	97	54	21	12	6	2	1
4243	Apparel, Piece Goods, and Notions Merchant Wholesalers.....	9 434	76 233	330 122	1 311	901	202	128	50	19	8	3	—	—
42431	Piece Goods, Notions, and Other Dry Goods Merchant Wholesalers.....	1 122	9 193	39 917	243	176	40	20	4	3	—	—	—	—
424310	Piece Goods, Notions, and Other Dry Goods Merchant Wholesalers.....	1 122	9 193	39 917	243	176	40	20	4	3	—	—	—	—
42432	Men's and Boys' Clothing and Furnishings Merchant Wholesalers.....	3 521	28 493	122 385	286	184	36	37	16	6	4	3	—	—
424320	Men's and Boys' Clothing and Furnishings Merchant Wholesalers.....	3 521	28 493	122 385	286	184	36	37	16	6	4	3	—	—
42433	Women's, Children's, and Infants' Clothing and Accessories Merchant Whol.....	3 228	23 690	97 948	589	411	91	58	23	4	2	—	—	—
424330	Women's, Children's, and Infants' Clothing and Accessories Merchant Whol.....	3 228	23 690	97 948	589	411	91	58	23	4	2	—	—	—
42434	Footwear Merchant Wholesalers.....	1 563	14 857	69 872	193	130	35	13	7	6	2	—	—	—
424340	Footwear Merchant Wholesalers.....	1 563	14 857	69 872	193	130	35	13	7	6	2	—	—	—
4244	Grocery and Related Product Wholesalers ..	43 224	371 484	1 495 743	2 699	1 559	443	276	236	91	72	15	7	—
42441	General Line Grocery Merchant Wholesalers.....	6 917	71 450	308 708	287	176	47	25	15	8	8	3	5	—
424410	General Line Grocery Merchant Wholesalers.....	6 917	71 450	308 708	287	176	47	25	15	8	8	3	5	—
42442	Packaged Frozen Food Merchant Wholesalers.....	5 835	58 000	241 015	306	161	53	35	27	17	10	3	—	—
424420	Packaged Frozen Food Merchant Wholesalers.....	5 835	58 000	241 015	306	161	53	35	27	17	10	3	—	—
42443	Dairy Product (except Dried or Canned) Merchant Wholesalers.....	1 847	17 836	76 021	144	74	21	21	20	6	2	—	—	—
424430	Dairy Product (except Dried or Canned) Merchant Wholesalers.....	1 847	17 836	76 021	144	74	21	21	20	6	2	—	—	—
42444	Poultry and Poultry Product Merchant Wholesalers.....	958	11 609	25 712	37	12	6	7	7	1	4	—	—	—
424440	Poultry and Poultry Product Merchant Wholesalers.....	958	11 609	25 712	37	12	6	7	7	1	4	—	—	—
42445	Confectionery Merchant Wholesalers.....	1 444	8 144	41 842	126	80	21	7	10	6	2	—	—	—
424450	Confectionery Merchant Wholesalers.....	1 444	8 144	41 842	126	80	21	7	10	6	2	—	—	—
42446	Fish and Seafood Merchant Wholesalers ..	1 835	13 610	55 874	293	192	53	21	26	1	—	—	—	—
424460	Fish and Seafood Merchant Wholesalers.....	1 835	13 610	55 874	293	192	53	21	26	1	—	—	—	—
42447	Meat and Meat Product Merchant Wholesalers.....	1 808	16 301	65 194	155	87	27	20	13	5	2	1	—	—
424470	Meat and Meat Product Merchant Wholesalers.....	1 808	16 301	65 194	155	87	27	20	13	5	2	1	—	—
42448	Fresh Fruit and Vegetable Merchant Wholesalers.....	9 537	71 945	269 641	552	291	87	71	58	23	19	3	—	—
424480	Fresh Fruit and Vegetable Merchant Wholesalers.....	9 537	71 945	269 641	552	291	87	71	58	23	19	3	—	—
42449	Other Grocery and Related Products Merchant Wholesalers.....	13 043	102 589	411 736	799	486	128	69	60	24	25	5	2	—
424490	Other Grocery and Related Products Merchant Wholesalers.....	13 043	102 589	411 736	799	486	128	69	60	24	25	5	2	—
4245	Farm Product Raw Material Merchant Wholesalers.....	751	8 298	40 122	110	76	13	11	9	—	1	—	—	—
42451	Grain and Field Bean Merchant Wholesalers.....	(C)	(D)	(D)	29	20	3	2	4	—	—	—	—	—
424510	Grain and Field Bean Merchant Wholesalers.....	(C)	(D)	(D)	29	20	3	2	4	—	—	—	—	—
42452	Livestock Merchant Wholesalers.....	(B)	(D)	(D)	22	17	4	1	—	—	—	—	—	—
424520	Livestock Merchant Wholesalers.....	(B)	(D)	(D)	22	17	4	1	—	—	—	—	—	—
42459	Other Farm Product Raw Material Merchant Wholesalers.....	488	5 829	27 870	59	39	6	8	5	—	1	—	—	—
424590	Other Farm Product Raw Material Merchant Wholesalers.....	488	5 829	27 870	59	39	6	8	5	—	1	—	—	—
4246	Chemical and Allied Products Merchant Wholesalers.....	6 192	65 254	270 285	834	492	172	101	59	7	2	1	—	—
42461	Plastics Materials and Basic Forms and Shapes Merchant Wholesalers.....	1 547	14 627	62 199	242	145	51	28	16	2	—	—	—	—
424610	Plastics Materials and Basic Forms and Shapes Merchant Wholesalers.....	1 547	14 627	62 199	242	145	51	28	16	2	—	—	—	—
42469	Other Chemical and Allied Products Merchant Wholesalers.....	4 645	50 627	208 086	592	347	121	73	43	5	2	1	—	—
424690	Other Chemical and Allied Products Merchant Wholesalers.....	4 645	50 627	208 086	592	347	121	73	43	5	2	1	—	—

See footnotes at end of table.

**Table 2. The State—Employees, Payroll, and Establishments by Industry: 2003—Con.**

[Excludes most government employees, railroad employees, and self-employed persons. Size class 1 to 4 includes establishments with payroll, but no employees, during mid-March pay period. (D) denotes figures withheld to avoid disclosing data for individual companies; the data are included in broader industry totals. For explanation of terms, abbreviations, and data reliability/comparability, see introductory text]

NAICS code	Industry	Number of employees for week including March 12	Payroll (\$1,000)		Total number of establishments	Number of establishments by employment-size class											
			First quarter	Annual		1 to 4	5 to 9	10 to 19	20 to 49	50 to 99	100 to 249	250 to 499	500 to 999	1,000 or more			
<b>42</b>	<b>Wholesale trade—Con.</b>																
424	Merchant Wholesalers, Nondurable Goods—Con.																
4247	Petroleum and Petroleum Products																
42471	Merchant Wholesalers	4 152	43 801	186 678	342	156	81	50	43	7	5	—	—	—			
424710	Petroleum Bulk Stations and Terminals	2 910	33 514	141 104	193	56	55	38	36	6	2	—	—	—			
42472	Petroleum Bulk Stations and Terminals	2 910	33 514	141 104	193	56	55	38	36	6	2	—	—	—			
424720	Petroleum and Petroleum Products Merchant Wholesalers (except Bulk Stati)	1 242	10 287	45 574	149	100	26	12	7	1	3	—	—	—			
424720	Petroleum and Petroleum Products Merchant Wholesalers (except Bulk Stati)	1 242	10 287	45 574	149	100	26	12	7	1	3	—	—	—			
4248	Beer, Wine, and Distilled Alcoholic Beverage Merchant Wholesalers	12 382	153 019	599 463	225	112	23	12	13	25	28	8	4	—			
42481	Beer and Ale Merchant Wholesalers	6 243	59 406	247 199	94	38	5	4	18	19	5	—	—	—			
424810	Beer and Ale Merchant Wholesalers	6 243	59 406	247 199	94	38	5	4	18	19	5	—	—	—			
42482	Wine and Distilled Alcoholic Beverage Merchant Wholesalers	6 139	93 613	352 264	131	74	18	7	9	7	9	3	4	—			
424820	Wine and Distilled Alcoholic Beverage Merchant Wholesalers	6 139	93 613	352 264	131	74	18	7	9	7	9	3	4	—			
4249	Miscellaneous Nondurable Goods Merchant Wholesalers	24 433	179 164	737 002	2 909	1 950	471	268	148	40	23	6	2	1			
42491	Farm Supplies Merchant Wholesalers	2 691	24 516	102 084	369	230	77	37	21	2	1	1	—	—			
424910	Farm Supplies Merchant Wholesalers	2 691	24 516	102 084	369	230	77	37	21	2	1	1	—	—			
42492	Book, Periodical, and Newspaper Merchant Wholesalers	2 364	17 903	72 973	193	112	32	19	18	6	6	—	—	—			
424920	Book, Periodical, and Newspaper Merchant Wholesalers	2 364	17 903	72 973	193	112	32	19	18	6	6	—	—	—			
42493	Flower, Nursery Stock, and Florists' Supplies Merchant Wholesalers	8 585	53 725	219 470	674	379	122	91	53	16	9	3	—	1			
424930	Flower, Nursery Stock, and Florists' Supplies Merchant Wholesalers	8 585	53 725	219 470	674	379	122	91	53	16	9	3	—	1			
42494	Tobacco and Tobacco Product Merchant Wholesalers	3 357	29 187	118 044	156	107	20	10	8	5	3	1	2	—			
424940	Tobacco and Tobacco Product Merchant Wholesalers	3 357	29 187	118 044	156	107	20	10	8	5	3	1	2	—			
42495	Paint, Varnish, and Supplies Merchant Wholesalers	1 228	10 401	41 610	200	108	55	27	9	1	—	—	—	—			
424950	Paint, Varnish, and Supplies Merchant Wholesalers	1 228	10 401	41 610	200	108	55	27	9	1	—	—	—	—			
42499	Other Miscellaneous Nondurable Goods Merchant Wholesalers	6 208	43 432	182 821	1 317	1 014	165	84	39	10	4	1	—	—			
424990	Other Miscellaneous Nondurable Goods Merchant Wholesalers	6 208	43 432	182 821	1 317	1 014	165	84	39	10	4	1	—	—			
425	Wholesale Electronic Markets and Agents and Brokers	16 814	140 133	596 181	2 876	2 411	271	96	54	16	14	12	2	—			
4251	Wholesale Electronic Markets and Agents and Brokers	16 814	140 133	596 181	2 876	2 411	271	96	54	16	14	12	2	—			
42511	Business to Business Electronic Markets	125	809	4 490	63	56	3	4	—	—	—	—	—	—			
425110	Business to Business Electronic Markets	125	809	4 490	63	56	3	4	—	—	—	—	—	—			
42512	Wholesale Trade Agents and Brokers	16 689	139 324	591 691	2 813	2 355	268	92	54	16	14	12	2	—			
425120	Wholesale Trade Agents and Brokers	16 689	139 324	591 691	2 813	2 355	268	92	54	16	14	12	2	—			
<b>44-45</b>	<b>Retail trade</b>	<b>919 700</b>	<b>4 797 290</b>	<b>19 663 247</b>	<b>70 306</b>	<b>36 166</b>	<b>16 672</b>	<b>8 958</b>	<b>4 699</b>	<b>1 924</b>	<b>1 627</b>	<b>208</b>	<b>49</b>	<b>3</b>			
441	Motor vehicle & parts dealers	121 575	1 072 988	4 526 760	8 061	3 899	1 675	1 229	631	376	221	28	2	—			
4411	Automobile dealers	81 984	806 942	3 408 894	3 049	1 686	286	184	302	345	217	28	1	—			
44111	New car dealers	74 762	759 562	3 215 746	1 365	358	79	76	275	337	212	27	1	—			
441110	New car dealers	74 762	759 562	3 215 746	1 365	358	79	76	275	337	212	27	1	—			
44112	Used car dealers	7 222	47 380	193 148	1 684	1 328	207	108	27	8	5	1	—	—			
441120	Used car dealers	7 222	47 380	193 148	1 684	1 328	207	108	27	8	5	1	—	—			
4412	Other motor vehicle dealers	13 166	100 833	428 648	1 618	935	275	237	144	23	3	—	1	—			
44121	Recreational vehicle dealers	2 846	27 558	106 448	176	90	22	29	25	6	3	—	1	—			
441210	Recreational vehicle dealers	2 846	27 558	106 448	176	90	22	29	25	6	3	—	1	—			
44122	Motorcycle & boat & other MV dealers	10 320	73 275	322 200	1 442	845	253	208	119	17	—	—	—	—			
441221	Motorcycle dealers	3 014	23 581	107 192	293	158	39	39	49	8	—	—	—	—			
441222	Boat dealers	6 048	41 577	180 213	917	522	182	151	56	6	—	—	—	—			
441229	All other motor vehicle dealers	1 258	8 117	34 795	232	165	32	18	14	3	—	—	—	—			
4413	Automotive parts, accessories & tire stores	26 425	165 213	689 218	3 394	1 278	1 114	808	185	8	1	—	—	—			
44131	Automotive parts, accessories & tire stores	15 910	83 836	355 944	2 141	957	581	474	124	4	1	—	—	—			
441310	Automotive parts, accessories & tire stores	15 910	83 836	355 944	2 141	957	581	474	124	4	1	—	—	—			
44132	Tire dealers	10 515	81 377	333 274	1 253	321	533	334	61	4	—	—	—	—			
441320	Tire dealers	10 515	81 377	333 274	1 253	321	533	334	61	4	—	—	—	—			
442	Furniture & home furnishing stores	36 977	220 725	925 226	4 780	2 689	1 021	631	380	45	12	1	1	—			
4421	Furniture stores	17 819	129 892	540 540	2 085	1 133	450	296	172	24	8	1	1	—			
44211	Furniture stores	17 819	129 892	540 540	2 085	1 133	450	296	172	24	8	1	1	—			
442110	Furniture stores	17 819	129 892	540 540	2 085	1 133	450	296	172	24	8	1	1	—			
4422	Home furnishings stores	19 158	90 833	384 686	2 695	1 556	571	335	208	21	4	—	—	—			
44221	Floor covering stores	5 117	35 736	154 609	970	621	217	92	37	3	—	—	—	—			
442210	Floor covering stores	5 117	35 736	154 609	970	621	217	92	37	3	—	—	—	—			
44229	Other home furnishings stores	14 041	55 097	230 077	1 725	935	354	243	171	18	4	—	—	—			
442291	Window treatment stores	986	4 714	21 040	270	214	41	12	1	1	1	—	—	—			
442299	All other home furnishings stores	13 055	50 383	209 037	1 455	721	313	231	170	17	3	—	—	—			
443	Electronics & appliance stores	24 970	147 742	604 048	3 079	1 787	845	242	97	70	36	1	1	—			
4431	Electronics & appliance stores	24 970	147 742	604 048	3 079	1 787	845	242	97	70	36	1	1	—			
44311	Appliance, TV & all other electronics stores	19 781	116 675	474 983	2 184	1 258	588	175	69	57	35	1	1	—			
443111	Household appliance stores	2 658	18 571	75 468	517	334	118	51	11	3	—	—	—	—			
443112	Radio, television & other electronics stores	17 123	98 104	399 515	1 667	924	470	124	58	54	35	1	1	—			

See footnotes at end of table.

**Table 2. The State—Employees, Payroll, and Establishments by Industry: 2003—Con.**

[Excludes most government employees, railroad employees, and self-employed persons. Size class 1 to 4 includes establishments with payroll, but no employees, during mid-March pay period. (D) denotes figures withheld to avoid disclosing data for individual companies; the data are included in broader industry totals. For explanation of terms, abbreviations, and data reliability/comparability, see introductory text]

NAICS code	Industry	Number of employees for week including March 12	Payroll (\$1,000)		Total number of establishments	Number of establishments by employment-size class												
			First quarter	Annual		1 to 4	5 to 9	10 to 19	20 to 49	50 to 99	100 to 249	250 to 499	500 to 999	1,000 or more				
<b>44-45</b>	<b>Retail trade—Con.</b>																	
443	Electronics & appliance stores—Con.																	
4431	Electronics & appliance stores—Con.																	
44312	Computer & software stores .....	4 358	26 406	110 701	747	468	188	51	26	13	1	—	—	—	—	—	—	—
443120	Computer & software stores .....	4 358	26 406	110 701	747	468	188	51	26	13	1	—	—	—	—	—	—	—
44313	Camera & photographic supplies stores...	831	4 661	18 364	148	61	69	16	2	—	—	—	—	—	—	—	—	—
443130	Camera & photographic supplies stores...	831	4 661	18 364	148	61	69	16	2	—	—	—	—	—	—	—	—	—
444	Bldg material & garden equip & supp dealers ..	66 889	410 283	1 676 164	4 677	2 397	1 042	689	304	65	161	19	—	—	—	—	—	—
4441	Building material & supplies dealers .....	61 164	384 095	1 559 923	3 788	1 901	819	563	267	60	159	19	—	—	—	—	—	—
44411	Home centers .....	32 470	184 252	697 768	298	64	17	32	15	2	149	19	—	—	—	—	—	—
444110	Home centers .....	32 470	184 252	697 768	298	64	17	32	15	2	149	19	—	—	—	—	—	—
44412	Paint & wallpaper stores .....	2 617	17 456	72 626	537	300	188	45	4	—	—	—	—	—	—	—	—	—
444120	Paint & wallpaper stores .....	2 617	17 456	72 626	537	300	188	45	4	—	—	—	—	—	—	—	—	—
44413	Hardware stores .....	5 995	25 248	106 463	695	326	154	145	59	11	—	—	—	—	—	—	—	—
444130	Hardware stores .....	5 995	25 248	106 463	695	326	154	145	59	11	—	—	—	—	—	—	—	—
44419	Other building material dealers .....	20 082	157 139	683 066	2 258	1 211	460	341	189	47	10	—	—	—	—	—	—	—
444190	Other building material dealers .....	20 082	157 139	683 066	2 258	1 211	460	341	189	47	10	—	—	—	—	—	—	—
4442	Lawn & garden equip & supplies stores .....	5 725	26 188	116 241	889	496	223	126	37	5	2	—	—	—	—	—	—	—
44421	Outdoor power equipment stores .....	1 298	7 177	32 577	246	144	69	27	5	1	—	—	—	—	—	—	—	—
444210	Outdoor power equipment stores .....	1 298	7 177	32 577	246	144	69	27	5	1	—	—	—	—	—	—	—	—
44422	Nursery & garden centers .....	4 427	19 011	83 664	643	352	154	99	32	4	2	—	—	—	—	—	—	—
444220	Nursery & garden centers .....	4 427	19 011	83 664	643	352	154	99	32	4	2	—	—	—	—	—	—	—
445	Food & beverage stores .....	202 413	820 664	3 286 247	8 701	5 105	1 169	592	412	629	767	27	—	—	—	—	—	—
4451	Grocery stores .....	188 910	769 241	3 068 175	5 929	3 284	549	349	344	610	766	27	—	—	—	—	—	—
44511	Grocery (except convenience) stores .....	181 537	745 068	2 962 588	3 588	1 355	296	208	326	610	766	27	—	—	—	—	—	—
445110	Grocery (except convenience) stores .....	181 537	745 068	2 962 588	3 588	1 355	296	208	326	610	766	27	—	—	—	—	—	—
44512	Convenience stores .....	7 373	24 173	105 587	2 341	1 929	253	141	18	—	—	—	—	—	—	—	—	—
445120	Convenience stores .....	7 373	24 173	105 587	2 341	1 929	253	141	18	—	—	—	—	—	—	—	—	—
4452	Specialty food stores .....	8 156	31 143	132 972	1 629	1 125	291	145	51	17	—	—	—	—	—	—	—	—
44521	Meat markets .....	1 476	5 762	23 907	282	181	74	17	7	3	—	—	—	—	—	—	—	—
445210	Meat markets .....	1 476	5 762	23 907	282	181	74	17	7	3	—	—	—	—	—	—	—	—
44522	Fish & seafood markets .....	952	3 962	15 673	174	120	27	20	4	3	—	—	—	—	—	—	—	—
445220	Fish & seafood markets .....	952	3 962	15 673	174	120	27	20	4	3	—	—	—	—	—	—	—	—
44523	Fruit & vegetable markets .....	1 647	6 314	28 555	283	193	46	26	15	3	—	—	—	—	—	—	—	—
445230	Fruit & vegetable markets .....	1 647	6 314	28 555	283	193	46	26	15	3	—	—	—	—	—	—	—	—
44529	Other specialty food stores .....	4 081	15 105	64 837	890	631	144	82	25	8	—	—	—	—	—	—	—	—
445291	Baked goods stores .....	1 892	8 365	34 556	309	199	48	42	15	5	—	—	—	—	—	—	—	—
445292	Confectionery & nut stores .....	909	3 298	14 258	173	113	43	12	2	3	—	—	—	—	—	—	—	—
445299	All other specialty food stores .....	1 280	3 442	16 023	408	319	53	28	8	—	—	—	—	—	—	—	—	—
4453	Beer, wine & liquor stores .....	5 347	20 280	85 100	1 143	696	329	98	17	2	1	—	—	—	—	—	—	—
44531	Beer, wine & liquor stores .....	5 347	20 280	85 100	1 143	696	329	98	17	2	1	—	—	—	—	—	—	—
445310	Beer, wine & liquor stores .....	5 347	20 280	85 100	1 143	696	329	98	17	2	1	—	—	—	—	—	—	—
446	Health & personal care stores .....	63 672	361 277	1 508 897	5 988	2 834	1 168	922	909	146	8	1	—	—	—	—	—	—
4461	Health & personal care stores .....	63 672	361 277	1 508 897	5 988	2 834	1 168	922	909	146	8	1	—	—	—	—	—	—
44611	Pharmacies & drug stores .....	44 161	269 112	1 117 694	2 320	486	329	590	782	128	5	—	—	—	—	—	—	—
446110	Pharmacies & drug stores .....	44 161	269 112	1 117 694	2 320	486	329	590	782	128	5	—	—	—	—	—	—	—
44612	Cosmetics, beauty supplies & perfume stores .....	5 678	17 857	76 123	895	506	211	122	47	9	—	—	—	—	—	—	—	—
446120	Cosmetics, beauty supplies & perfume stores .....	5 678	17 857	76 123	895	506	211	122	47	9	—	—	—	—	—	—	—	—
44613	Optical goods stores .....	5 528	27 189	110 255	1 057	630	284	93	50	—	—	—	—	—	—	—	—	—
446130	Optical goods stores .....	5 528	27 189	110 255	1 057	630	284	93	50	—	—	—	—	—	—	—	—	—
44619	Other health & personal care stores .....	8 305	47 119	204 825	1 716	1 212	344	117	30	9	3	1	—	—	—	—	—	—
446191	Food (health) supplement stores .....	4 123	15 827	68 742	868	575	207	65	16	5	—	—	—	—	—	—	—	—
446199	All other health & personal care stores ..	4 182	31 292	136 083	848	637	137	52	14	4	3	1	—	—	—	—	—	—
447	Gasoline stations .....	45 217	171 439	707 603	6 428	2 641	2 328	1 252	166	35	6	—	—	—	—	—	—	—
4471	Gasoline stations .....	45 217	171 439	707 603	6 428	2 641	2 328	1 252	166	35	6	—	—	—	—	—	—	—
44711	Gasoline stations with convenience stores .....	38 514	148 006	607 047	5 570	2 102	2 153	1 177	129	7	2	—	—	—	—	—	—	—
447110	Gasoline stations with convenience stores .....	38 514	148 006	607 047	5 570	2 102	2 153	1 177	129	7	2	—	—	—	—	—	—	—
44719	Other gasoline stations .....	6 703	23 433	100 556	858	539	175	75	37	28	4	—	—	—	—	—	—	—
447190	Other gasoline stations .....	6 703	23 433	100 556	858	539	175	75	37	28	4	—	—	—	—	—	—	—
448	Clothing & clothing accessories stores .....	99 975	369 067	1 515 089	11 282	5 033	3 553	1 654	760	256	21	5	—	—	—	—	—	—
4481	Clothing stores .....	75 532	256 965	1 055 057	6 861	2 764	1 933	1 246	648	245	20	5	—	—	—	—	—	—
44811	Men's clothing stores .....	3 651	17 498	71 107	600	302	163	119	12	4	—	—	—	—	—	—	—	—
448110	Men's clothing stores .....	3 651	17 498	71 107	600	302	163	119	12	4	—	—	—	—	—	—	—	—
44812	Women's clothing stores .....	20 782	72 870	292 721	2 504	975	897	491	116	14	9	2	—	—	—	—	—	—
448120	Women's clothing stores .....	20 782	72 870	292 721	2 504	975	897	491	116	14	9	2	—	—	—	—	—	—
44813	Children's & infants' clothing stores .....	4 032	12 287	51 147	404	140	116	103	39	6	—	—	—	—	—	—	—	—
448130	Children's & infants' clothing stores .....	4 032	12 287	51 147	404	140	116	103	39	6	—	—	—	—	—	—	—	—
44814	Family clothing stores .....	37 188	117 958	483 525	1 907	515	379	413	386	201	10	3	—	—	—	—	—	—
448140	Family clothing stores .....	37 188	117 958	483 525	1 907	515	379	413	386									

**Table 2. The State—Employees, Payroll, and Establishments by Industry: 2003—Con.**

[Excludes most government employees, railroad employees, and self-employed persons. Size class 1 to 4 includes establishments with payroll, but no employees, during mid-March pay period. (D) denotes figures withheld to avoid disclosing data for individual companies; the data are included in broader industry totals. For explanation of terms, abbreviations, and data reliability/comparability, see introductory text]

NAICS code	Industry	Number of employees for week including March 12	Payroll (\$1,000)		Total number of establishments	Number of establishments by employment-size class											
			First quarter	Annual		1 to 4	5 to 9	10 to 19	20 to 49	50 to 99	100 to 249	250 to 499	500 to 999	1,000 or more			
<b>44-45</b>	<b>Retail trade—Con.</b>																
451	Sporting goods, hobby, book & music stores ..	29 727	107 445	452 728	3 498	1 858	843	421	303	69	3	1	—	—			
4511	Sporting goods, hobby, musical instrument stores ..	19 984	77 910	331 535	2 516	1 423	576	279	193	42	2	1	—	—			
45111	Sporting goods stores ..	9 575	42 330	178 592	1 395	859	323	124	65	21	2	1	—	—			
451110	Sporting goods stores ..	9 575	42 330	178 592	1 395	859	323	124	65	21	2	1	—	—			
45112	Hobby, toy & game stores ..	6 578	19 268	85 632	539	241	119	64	97	18	—	—	—	—			
451120	Hobby, toy & game stores ..	6 578	19 268	85 632	539	241	119	64	97	18	—	—	—	—			
45113	Sewing, needlework & piece goods stores ..	2 197	7 241	28 320	318	167	70	66	13	2	—	—	—	—			
451130	Sewing, needlework & piece goods stores ..	2 197	7 241	28 320	318	167	70	66	13	2	—	—	—	—			
45114	Musical instrument & supplies stores ..	1 634	9 071	38 991	264	156	64	25	18	1	—	—	—	—			
451140	Musical instrument & supplies stores ..	1 634	9 071	38 991	264	156	64	25	18	1	—	—	—	—			
4512	Book, periodical & music stores ..	9 743	29 535	121 193	982	435	267	142	110	27	1	—	—	—			
45121	Book stores & news dealers ..	7 507	22 929	93 790	653	294	140	93	101	24	1	—	—	—			
451211	Book stores ..	7 046	21 217	87 315	588	243	134	89	99	23	—	—	—	—			
451212	News dealers & newsstands ..	461	1 712	6 475	65	51	6	4	2	1	1	—	—	—			
45122	Prerecorded tape, CD & record stores ..	2 236	6 606	27 403	329	141	127	49	9	3	—	—	—	—			
451220	Prerecorded tape, CD & record stores ..	2 236	6 606	27 403	329	141	127	49	9	3	—	—	—	—			
452	General merchandise stores ..	147 450	688 777	2 713 174	2 306	594	755	158	132	149	365	110	43	—			
4521	Department stores ..	77 482	369 822	1 383 871	531	21	2	1	11	137	296	62	1	—			
45211	Department stores ..	77 482	369 822	1 383 871	531	21	2	1	11	137	296	62	1	—			
452111	Department Stores (except Discount Department Stores) ..	37 983	197 591	681 355	245	9	1	1	7	41	161	24	1	—			
452112	Discount Department Stores ..	39 499	172 231	702 516	286	12	1	4	96	135	38	—	—	—			
4529	Other general merchandise stores ..	69 968	318 955	1 329 303	1 775	573	753	157	121	12	69	48	42	—			
45291	Warehouse clubs & superstores ..	58 579	281 006	1 169 005	177	6	—	—	—	12	69	48	42	—			
452910	Warehouse clubs & superstores ..	58 579	281 006	1 169 005	177	6	—	—	—	12	69	48	42	—			
45299	All other general merchandise stores ..	11 389	37 949	160 298	1 598	567	753	157	121	—	—	—	—	—			
452990	All other general merchandise stores ..	11 389	37 949	160 298	1 598	567	753	157	121	—	—	—	—	—			
453	Miscellaneous store retailers ..	49 986	195 500	801 295	8 018	4 937	1 724	853	446	45	11	1	—	1			
4531	Florists ..	5 501	18 165	70 217	1 102	710	258	104	25	5	—	—	—	—			
45311	Florists ..	5 501	18 165	70 217	1 102	710	258	104	25	5	—	—	—	—			
453110	Florists ..	5 501	18 165	70 217	1 102	710	258	104	25	5	—	—	—	—			
4532	Office supplies, stationery & gift stores ..	21 441	80 211	317 077	2 597	1 388	595	337	255	13	7	1	—	1			
45321	Office supplies & stationery stores ..	7 113	38 915	147 959	517	197	74	66	176	3	1	—	—	—			
453210	Office supplies & stationery stores ..	7 113	38 915	147 959	517	197	74	66	176	3	1	—	—	—			
45322	Gift, novelty & souvenir stores ..	14 328	41 296	169 118	2 080	1 191	521	271	79	10	6	1	—	1			
453220	Gift, novelty & souvenir stores ..	14 328	41 296	169 118	2 080	1 191	521	271	79	10	6	1	—	1			
4533	Used merchandise stores ..	6 927	24 481	101 797	1 288	832	270	138	36	12	—	—	—	—			
45331	Used merchandise stores ..	6 927	24 481	101 797	1 288	832	270	138	36	12	—	—	—	—			
453310	Used merchandise stores ..	6 927	24 481	101 797	1 288	832	270	138	36	12	—	—	—	—			
4539	Other miscellaneous store retailers ..	16 117	72 643	312 204	3 031	2 007	601	274	130	15	4	—	—	—			
45391	Pet & pet supplies stores ..	4 578	14 939	68 361	554	281	142	77	47	6	1	—	—	—			
453910	Pet & pet supplies stores ..	4 578	14 939	68 361	554	281	142	77	47	6	1	—	—	—			
45392	Art dealers ..	1 503	8 207	33 444	471	379	71	13	7	1	—	—	—	—			
453920	Art dealers ..	1 503	8 207	33 444	471	379	71	13	7	1	—	—	—	—			
45393	Manufactured (mobile) home dealers ..	1 445	9 416	40 878	284	164	90	23	6	1	—	—	—	—			
453930	Manufactured (mobile) home dealers ..	1 445	9 416	40 878	284	164	90	23	6	1	—	—	—	—			
45399	All other miscellaneous store retailers ..	8 591	40 081	169 521	1 722	1 183	298	161	70	7	3	—	—	—			
453991	Tobacco stores ..	1 212	4 579	18 841	268	196	50	15	6	—	1	—	—	—			
453998	All other misc store retailers (exc tobacco) ..	7 379	35 502	150 680	1 454	987	248	146	64	7	2	—	—	—			
454	Nonstore retailers ..	30 849	231 383	946 016	3 488	2 392	549	315	159	39	16	14	2	2			
4541	Electronic shopping & mail-order houses ..	17 813	146 991	604 595	1 303	904	196	102	55	18	10	14	2	2			
45411	Electronic shopping & mail-order houses ..	17 813	146 991	604 595	1 303	904	196	102	55	18	10	14	2	2			
454111	Electronic Shopping ..	4 039	23 016	99 517	718	519	116	58	17	5	1	2	—	—			
454112	Electronic Auctions ..	26	100	526	14	12	—	—	—	—	—	—	—	—			
454113	Mail-Order Houses ..	13 748	123 875	504 552	571	373	78	44	38	13	9	12	2	2			
4542	Vending machine operators ..	1 912	10 813	44 584	375	291	44	19	16	3	2	—	—	—			
45421	Vending machine operators ..	1 912	10 813	44 584	375	291	44	19	16	3	2	—	—	—			
454210	Vending machine operators ..	1 912	10 813	44 584	375	291	44	19	16	3	2	—	—	—			
4543	Direct selling establishments ..	11 124	73 579	296 837	1 810	1 197	309	194	88	18	4	—	—	—			
45431	Fuel dealers ..	2 473	18 163	71 179	291	107	90	72	21	1	—	—	—	—			
454311	Heating oil dealers ..	172	1 127	4 887	29	19	4	4	2	—	—	—	—	—			
454312	Liquified petroleum gas (bottled gas) dealers ..	2 291	16 969	65 966	257	84	86	67	19	1	—	—	—	—			
454319	Other fuel dealers ..	10	67	326	5	4	—	1	—	—	—	—	—	—			
45439	Other direct selling establishments ..	8 651	55 416	225 658	1 519	1 090	219	122	67	17	4	—	—	—			
454390	Other direct selling establishments ..	8 651	55 416	225 658	1 519	1 090	219	122	67	17	4	—	—	—			
<b>48-49</b>	<b>Transportation &amp; warehousing ..</b>	<b>195 212</b>	<b>1 689 707</b>	<b>6 731 276</b>	<b>11 474</b>	<b>7 468</b>	<b>1 497</b>	<b>991</b>	<b>810</b>	<b>369</b>	<b>233</b>	<b>62</b>	<b>26</b>	<b>18</b>			
481	Air transportation ..	26 433	273 686	1 064 812	529	260	65	51	72	38	23	8	6	6			
4811	Scheduled air transportation ..	22 740	236 549	917 907	315	122	33	34	58	32	19	6	5	6			
48111	Scheduled air transportation ..	22 740	236 549	917 907	315	122	33	34	58	32	19	6	5	6			
481111	Scheduled passenger air transportation ..	21 927	227 131	880 180	246	76	23	29	54	30	17	6	5	6			
481112	Scheduled freight air transportation ..	813	9 418	37 727	69	46	10	5	4	2	2	—	—	—			
4812	Nonscheduled air transportation ..	3 693	37 137	146 905	214	138	32	17	14	6	4	2	1	—			
48121	Nonscheduled air transportation ..	3 693	37 137	146 905	214	138	32	17	14	6	4	2	1	—			
481211	Nonscheduled chartered passenger air trans ..	2 721	26 050	100 818	150	96	22	14	11	3	1	2	1	—			

**Table 2. The State—Employees, Payroll, and Establishments by Industry: 2003—Con.**

[Excludes most government employees, railroad employees, and self-employed persons. Size class 1 to 4 includes establishments with payroll, but no employees, during mid-March pay period. (D) denotes figures withheld to avoid disclosing data for individual companies; the data are included in broader industry totals. For explanation of terms, abbreviations, and data reliability/comparability, see introductory text]

NAICS code	Industry	Number of employees for week including March 12	Payroll (\$1,000)		Total number of establishments	Number of establishments by employment-size class								
			First quarter	Annual		1 to 4	5 to 9	10 to 19	20 to 49	50 to 99	100 to 249	250 to 499	500 to 999	1,000 or more
<b>48-49</b>	<b>Transportation &amp; warehousing—Con.</b>													
483	Water transportation .....	12 811	159 423	616 175	250	148	34	24	19	8	11	2	1	3
4831	Deep sea, coastal & Great Lakes water trans .....	12 498	157 386	607 040	186	103	23	19	17	7	11	2	1	3
48311	Deep sea, coastal & Great Lakes water trans .....	12 498	157 386	607 040	186	103	23	19	17	7	11	2	1	3
483111	Deep sea freight transportation .....	2 535	31 192	131 904	61	30	7	3	9	4	6	1	1	—
483112	Deep sea passenger transportation .....	8 879	115 728	428 941	36	20	4	3	1	1	3	1	—	3
483113	Coastal & Great Lakes freight transportation .....	(F)	(D)	(D)	66	36	11	11	5	2	1	—	—	—
483114	Coastal & Great Lakes passenger trans .....	(E)	(D)	(D)	23	17	1	2	2	—	1	—	—	—
4832	Inland water transportation .....	313	2 037	9 135	64	45	11	5	2	1	—	—	—	—
48321	Inland water transportation .....	313	2 037	9 135	64	45	11	5	2	1	—	—	—	—
483211	Inland water freight transportation .....	60	498	2 409	19	16	1	1	1	—	—	—	—	—
483212	Inland water passenger transportation ..	253	1 539	6 726	45	29	10	4	1	1	—	—	—	—
484	Truck transportation .....	48 646	411 291	1 661 095	4 627	3 314	498	333	283	120	61	12	3	3
4841	General freight trucking .....	29 426	259 936	1 071 779	2 466	1 809	215	157	145	83	45	9	1	2
48411	General freight trucking, local .....	4 440	28 005	125 071	1 058	832	115	66	36	6	3	—	—	—
484110	General freight trucking, local .....	4 440	28 005	125 071	1 058	832	115	66	36	6	3	—	—	—
48412	General freight trucking, long-distance ..	24 986	231 931	946 708	1 408	977	100	91	109	77	42	9	1	2
484121	General freight trucking, long-distance, TL .....	16 401	144 432	587 715	1 109	837	75	62	68	35	22	7	1	2
484122	General freight trucking, long-distance, LTL .....	8 585	87 499	358 993	299	140	25	29	41	42	20	2	—	—
4842	Specialized freight trucking .....	19 220	151 355	589 316	2 161	1 505	283	176	138	37	16	3	2	1
48421	Used household & office goods moving ...	4 702	29 591	118 608	593	362	93	70	58	7	3	—	—	—
484210	Used household & office goods moving ...	4 702	29 591	118 608	593	362	93	70	58	7	3	—	—	—
48422	Specialized freight (exc used) trucking, local .....	7 653	57 624	208 515	1 080	817	127	65	44	20	6	—	—	1
484220	Specialized freight (exc used) trucking, local .....	7 653	57 624	208 515	1 080	817	127	65	44	20	6	—	—	1
48423	Specialized freight (exc used) trucking, LDist .....	6 865	64 140	262 193	488	326	63	41	36	10	7	3	2	—
484230	Specialized freight (exc used) trucking, LDist .....	6 865	64 140	262 193	488	326	63	41	36	10	7	3	2	—
485	Transit & ground passenger transportation ..	11 971	56 871	229 162	833	559	97	63	57	34	18	3	2	—
4851	Urban transit systems .....	1 331	9 235	37 101	49	29	4	4	4	3	5	—	—	—
48511	Urban transit systems .....	1 331	9 235	37 101	49	29	4	4	4	3	5	—	—	—
485111	Mixed mode transit systems .....	(B)	(D)	(D)	3	—	2	—	1	—	—	—	—	—
485112	Commuter rail systems .....	(C)	(D)	(D)	1	—	—	—	—	—	—	—	—	—
485113	Bus & other motor vehicle transit systems .....	1 033	5 578	22 592	40	26	1	4	2	3	4	—	—	—
485119	Other urban transit systems .....	(B)	(D)	(D)	5	3	1	—	1	—	—	—	—	—
4852	Interurban & rural bus transportation .....	929	5 732	24 234	29	9	5	5	1	7	2	—	—	—
48521	Interurban & rural bus transportation .....	929	5 732	24 234	29	9	5	5	1	7	2	—	—	—
485210	Interurban & rural bus transportation ...	929	5 732	24 234	29	9	5	5	1	7	2	—	—	—
4853	Taxi & limousine service .....	2 368	10 897	43 658	367	286	41	12	18	7	3	—	—	—
48531	Taxi service .....	1 214	5 956	24 600	146	105	20	8	7	5	1	—	—	—
485310	Taxi service .....	1 214	5 956	24 600	146	105	20	8	7	5	1	—	—	—
48532	Limousine service .....	1 154	4 941	19 058	221	181	21	4	11	2	2	—	—	—
485320	Limousine service .....	1 154	4 941	19 058	221	181	21	4	11	2	2	—	—	—
4854	School & employee bus transportation .....	1 997	6 209	25 763	85	55	9	12	5	—	2	1	1	—
48541	School & employee bus transportation .....	1 997	6 209	25 763	85	55	9	12	5	—	2	1	1	—
485410	School & employee bus transportation ..	1 997	6 209	25 763	85	55	9	12	5	—	2	1	1	—
4855	Charter bus industry .....	2 590	12 696	46 746	70	29	10	10	8	9	2	1	1	—
48551	Charter bus industry .....	2 590	12 696	46 746	70	29	10	10	8	9	2	1	1	—
485510	Charter bus industry .....	2 590	12 696	46 746	70	29	10	10	8	9	2	1	1	—
4859	Oth transit & ground passenger transportation .....	2 756	12 102	51 660	233	151	28	20	21	8	4	1	—	—
48599	Oth transit & ground passenger transportation .....	2 756	12 102	51 660	233	151	28	20	21	8	4	1	—	—
485991	Special needs transportation .....	1 939	8 527	37 611	143	82	20	16	19	3	2	1	—	—
485999	All other transit & ground passenger trans .....	817	3 575	14 049	90	69	8	4	2	5	2	—	—	—
486	Pipeline transportation .....	(E)	(D)	(D)	32	15	6	7	3	1	—	—	—	—
4862	Pipeline transportation of natural gas .....	(E)	(D)	(D)	28	13	5	6	3	1	—	—	—	—
48621	Pipeline transportation of natural gas .....	(E)	(D)	(D)	28	13	5	6	3	1	—	—	—	—
486210	Pipeline transportation of natural gas ...	(E)	(D)	(D)	28	13	5	6	3	1	—	—	—	—
4869	Other pipeline transportation .....	(A)	(D)	(D)	4	2	1	1	—	—	—	—	—	—
48691	Pipeline trans of refined petroleum products .....	(A)	(D)	(D)	3	2	—	1	—	—	—	—	—	—
486910	Pipeline trans of refined petroleum products .....	(A)	(D)	(D)	3	2	—	1	—	—	—	—	—	—
48699	All other pipeline transportation .....	(A)	(D)	(D)	1	—	1	—	—	—	—	—	—	—
486990	All other pipeline transportation .....	(A)	(D)	(D)	1	—	1	—	—	—	—	—	—	—
487	Scenic & sightseeing transportation .....	(G)	(D)	(D)	403	305	37	35	20	3	3	—	—	—
4871	Scenic & sightseeing transportation, land ..	(F)	(D)	(D)	31	16	1	5	6	2	1	—	—	—
48711	Scenic & sightseeing transportation, land ..	(F)	(D)	(D)	31	16	1	5	6	2	1	—	—	—
487110	Scenic & sightseeing transportation, land .....	(F)	(D)	(D)	31	16	1	5	6	2	1	—	—	—
4872	Scenic & sightseeing transportation, water ..	1 710	7 839	34 216	363	281	35	30	14	1	2	—	—	—
48721	Scenic & sightseeing transportation, water ..	1 710	7 839	34 216	363	281	35	30	14	1	2	—	—	—
487210	Scenic & sightseeing transportation, water ..	1 710	7 839	34 216	363	281	35	30	14	1	2	—	—	—
4879	Scenic & sightseeing transportation, other ..	20	131	721	9	8	1	—	—	—	—	—	—	—
48799	Scenic & sightseeing transportation, other ..	20	131	721	9	8	1	—	—	—	—	—	—	—
487990	Scenic & sightseeing transportation, other ..	20	131	721	9	8	1	—	—	—	—	—	—	—

See footnotes at end of table.





**Table 2. The State—Employees, Payroll, and Establishments by Industry: 2003—Con.**

[Excludes most government employees, railroad employees, and self-employed persons. Size class 1 to 4 includes establishments with payroll, but no employees, during mid-March pay period. (D) denotes figures withheld to avoid disclosing data for individual companies; the data are included in broader industry totals. For explanation of terms, abbreviations, and data reliability/comparability, see introductory text]

NAICS code	Industry	Number of employees for week including March 12	Payroll (\$1,000)		Total number of establishments	Number of establishments by employment-size class											
			First quarter	Annual		1 to 4	5 to 9	10 to 19	20 to 49	50 to 99	100 to 249	250 to 499	500 to 999	1,000 or more			
<b>51</b>	<b>Information—Con.</b>																
512	Motion picture & sound recording industries—Con.																
5122	Sound recording industries .....	1 251	12 864	59 577	193	149	17	12	10	3	2	—	—	—	—	—	—
51221	Record production .....	33	416	1 835	19	17	1	1	—	—	—	—	—	—	—	—	—
512210	Record production .....	33	416	1 835	19	17	1	1	—	—	—	—	—	—	—	—	—
51222	Integrated record production, distribution ..	283	4 565	17 362	22	12	3	2	4	1	—	—	—	—	—	—	—
512220	Integrated record production, distribution .....	283	4 565	17 362	22	12	3	2	4	1	—	—	—	—	—	—	—
51223	Music publishers .....	278	3 058	20 624	38	31	4	2	—	—	1	—	—	—	—	—	—
512230	Music publishers .....	278	3 058	20 624	38	31	4	2	—	—	1	—	—	—	—	—	—
51224	Sound recording studios .....	249	1 749	8 627	83	69	9	3	2	—	—	—	—	—	—	—	—
512240	Sound recording studios .....	249	1 749	8 627	83	69	9	3	2	—	—	—	—	—	—	—	—
51229	Other sound recording industries .....	408	3 076	11 129	31	20	—	4	4	2	1	—	—	—	—	—	—
512290	Other sound recording industries .....	408	3 076	11 129	31	20	—	4	4	2	1	—	—	—	—	—	—
515	Broadcasting (except Internet) .....	15 104	226 824	849 958	573	234	96	80	91	35	32	4	1	—	—	—	—
5151	Radio and Television Broadcasting .....	13 890	205 647	776 528	534	213	91	78	86	33	29	3	1	—	—	—	—
51511	Radio Broadcasting .....	6 132	68 236	274 852	405	163	84	64	67	20	7	—	—	—	—	—	—
515111	Radio Networks .....	434	5 012	22 464	46	30	6	4	5	—	1	—	—	—	—	—	—
515112	Radio Stations .....	5 698	63 224	252 388	359	133	78	60	62	20	6	—	—	—	—	—	—
51512	Television Broadcasting .....	7 758	137 411	501 676	129	50	7	14	19	13	22	3	1	—	—	—	—
515120	Television Broadcasting .....	7 758	137 411	501 676	129	50	7	14	19	13	22	3	1	—	—	—	—
5152	Cable and Other Subscription Programming .	1 214	21 177	73 430	39	21	5	2	5	2	3	1	—	—	—	—	—
51521	Cable and Other Subscription Programming .....	1 214	21 177	73 430	39	21	5	2	5	2	3	1	—	—	—	—	—
515210	Cable and Other Subscription Programming .....	1 214	21 177	73 430	39	21	5	2	5	2	3	1	—	—	—	—	—
516	Internet Publishing and Broadcasting .....	1 080	12 180	48 248	147	106	17	12	9	1	2	—	—	—	—	—	—
5161	Internet Publishing and Broadcasting .....	1 080	12 180	48 248	147	106	17	12	9	1	2	—	—	—	—	—	—
51611	Internet Publishing and Broadcasting .....	1 080	12 180	48 248	147	106	17	12	9	1	2	—	—	—	—	—	—
516110	Internet Publishing and Broadcasting .....	1 080	12 180	48 248	147	106	17	12	9	1	2	—	—	—	—	—	—
517	Telecommunications .....	80 278	1 263 370	4 314 235	3 037	1 556	496	355	319	159	96	26	22	8	—	—	—
5171	Wired Telecommunications Carriers .....	47 177	913 383	2 961 720	1 481	743	189	177	180	99	58	18	12	5	—	—	—
51711	Wired Telecommunications Carriers .....	47 177	913 383	2 961 720	1 481	743	189	177	180	99	58	18	12	5	—	—	—
517110	Wired Telecommunications Carriers .....	47 177	913 383	2 961 720	1 481	743	189	177	180	99	58	18	12	5	—	—	—
5172	Wireless Telecommunications Carriers (except Satellite) .....	16 270	186 671	722 562	875	439	226	114	62	15	9	1	6	3	—	—	—
51721	Wireless Telecommunications Carriers (except Satellite) .....	16 270	186 671	722 562	875	439	226	114	62	15	9	1	6	3	—	—	—
517211	Paging .....	1 730	24 282	78 979	106	67	15	10	10	2	1	—	1	—	—	—	—
517212	Cellular and Other Wireless Telecommunications .....	14 540	162 389	643 583	769	372	211	104	52	13	8	1	5	3	—	—	—
5173	Telecommunications Resellers .....	1 961	19 004	77 042	270	183	30	31	20	4	2	—	—	—	—	—	—
51731	Telecommunications Resellers .....	1 961	19 004	77 042	270	183	30	31	20	4	2	—	—	—	—	—	—
517310	Telecommunications Resellers .....	1 961	19 004	77 042	270	183	30	31	20	4	2	—	—	—	—	—	—
5174	Satellite Telecommunications .....	590	8 194	31 755	59	39	7	4	6	1	2	—	—	—	—	—	—
51741	Satellite Telecommunications .....	590	8 194	31 755	59	39	7	4	6	1	2	—	—	—	—	—	—
517410	Satellite Telecommunications .....	590	8 194	31 755	59	39	7	4	6	1	2	—	—	—	—	—	—
5175	Cable and Other Program Distribution .....	13 711	130 424	499 558	302	112	42	29	44	40	25	6	4	—	—	—	—
51751	Cable and Other Program Distribution .....	13 711	130 424	499 558	302	112	42	29	44	40	25	6	4	—	—	—	—
517510	Cable and Other Program Distribution ..	13 711	130 424	499 558	302	112	42	29	44	40	25	6	4	—	—	—	—
5179	Other Telecommunications .....	569	5 694	21 598	50	40	2	—	7	—	—	1	—	—	—	—	—
51791	Other Telecommunications .....	569	5 694	21 598	50	40	2	—	7	—	—	1	—	—	—	—	—
517910	Other Telecommunications .....	569	5 694	21 598	50	40	2	—	7	—	—	1	—	—	—	—	—
518	Internet Service Providers, Web Search Portals, and Data Processing Serv .....	16 734	228 329	888 167	1 272	861	146	94	99	36	29	6	—	1	—	—	—
5181	Internet Service Providers and Web Search Portals .....	2 809	46 065	183 464	429	328	55	17	18	6	4	1	—	—	—	—	—
51811	Internet Service Providers and Web Search Portals .....	2 809	46 065	183 464	429	328	55	17	18	6	4	1	—	—	—	—	—
518111	Internet Service Providers .....	2 183	35 860	146 588	361	279	47	14	13	5	2	1	—	—	—	—	—
518112	Web Search Portals .....	626	10 205	36 876	68	49	8	3	5	1	2	—	—	—	—	—	—
5182	Data Processing, Hosting, and Related Services .....	13 925	182 264	704 703	843	533	91	77	81	30	25	5	—	1	—	—	—
51821	Data Processing, Hosting, and Related Services .....	13 925	182 264	704 703	843	533	91	77	81	30	25	5	—	1	—	—	—
518210	Data Processing, Hosting, and Related Services .....	13 925	182 264	704 703	843	533	91	77	81	30	25	5	—	1	—	—	—
519	Other Information Services .....	2 502	18 367	75 860	189	144	12	14	10	4	2	2	1	—	—	—	—
5191	Other Information Services .....	2 502	18 367	75 860	189	144	12	14	10	4	2	2	1	—	—	—	—
51911	News Syndicates .....	1 079	10 996	44 832	49	31	5	4	6	1	1	—	1	—	—	—	—
519110	News Syndicates .....	1 079	10 996	44 832	49	31	5	4	6	1	1	—	1	—	—	—	—
51912	Libraries and Archives .....	389	2 185	9 661	78	60	5	8	4	1	—	—	—	—	—	—	—
519120	Libraries and Archives .....	389	2 185	9 661	78	60	5	8	4	1	—	—	—	—	—	—	—
51919	All Other Information Services .....	1 034	5 186	21 367	62	53	2	2	—	2	1	2	—	—	—	—	—
519190	All Other Information Services .....	1 034	5 186	21 367	62	53	2	2	—	2	1	2	—	—	—	—	—
<b>52</b>	<b>Finance &amp; insurance .....</b>	<b>357 834</b>	<b>4 663 760</b>	<b>17 501 489</b>	<b>29 822</b>	<b>17 994</b>	<b>5 606</b>	<b>3 472</b>	<b>1 787</b>	<b>490</b>	<b>292</b>	<b>100</b>	<b>50</b>	<b>31</b>	—	—	—
521	Monetary authorities - central bank .....	(F)	(D)	(D)	3	1	—	—	—	—	—	2	—	—	—	—	—
5211	Monetary authorities - central bank .....	(F)	(D)	(D)	3	1	—	—	—	—	—	2	—	—	—	—	—
52111	Monetary authorities - central bank .....	(F)	(D)	(D)	3	1	—	—	—	—	—	2	—	—	—	—	—
521110	Monetary authorities - central bank .....	(F)	(D)	(D)	3	1	—	—	—	—	—	2	—	—	—	—	—

See footnotes at end of table.

**Table 2. The State—Employees, Payroll, and Establishments by Industry: 2003—Con.**

[Excludes most government employees, railroad employees, and self-employed persons. Size class 1 to 4 includes establishments with payroll, but no employees, during mid-March pay period. (D) denotes figures withheld to avoid disclosing data for individual companies; the data are included in broader industry totals. For explanation of terms, abbreviations, and data reliability/comparability, see introductory text.]

NAICS code	Industry	Number of employees for week including March 12	Payroll (\$1,000)		Total number of establishments	Number of establishments by employment-size class											
			First quarter	Annual		1 to 4	5 to 9	10 to 19	20 to 49	50 to 99	100 to 249	250 to 499	500 to 999	1,000 or more			
<b>52</b>	<b>Finance &amp; insurance—Con.</b>																
522	Credit intermediation & related activities .....	187 118	2 212 005	8 365 075	12 942	6 050	3 154	2 264	987	239	158	48	27	15			
5221	Depository credit intermediation .....	114 837	1 301 905	4 647 901	6 224	1 458	1 997	1 737	716	167	104	25	13	7			
52211	Commercial banking .....	87 645	1 054 394	3 650 449	4 740	1 120	1 532	1 295	558	128	74	15	12	6			
522110	Commercial banking .....	87 645	1 054 394	3 650 449	4 740	1 120	1 532	1 295	558	128	74	15	12	6			
52212	Savings institutions .....	15 295	150 837	592 668	786	128	282	270	68	17	12	7	1	1			
522120	Savings institutions .....	15 295	150 837	592 668	786	128	282	270	68	17	12	7	1	1			
52213	Credit unions .....	(D)	(D)	(D)	693	208	183	171	90	22	16	3	—	—			
522130	Credit unions .....	(D)	(D)	(D)	693	208	183	171	90	22	16	3	—	—			
52219	Other depository credit intermediation .....	(E)	(D)	(D)	5	2	—	1	—	—	2	—	—	—			
522190	Other depository credit intermediation ..	(E)	(D)	(D)	5	2	—	1	—	—	2	—	—	—			
5222	Nondepository credit intermediation .....	45 255	640 479	2 614 059	3 904	2 485	786	334	188	42	37	18	10	4			
52221	Credit card issuing .....	5 844	92 045	310 349	33	15	3	2	2	1	1	3	4	2			
522210	Credit card issuing .....	5 844	92 045	310 349	33	15	3	2	2	1	1	3	4	2			
52222	Sales financing .....	7 664	112 350	459 272	466	273	94	41	34	7	13	3	—	1			
522220	Sales financing .....	7 664	112 350	459 272	466	273	94	41	34	7	13	3	—	1			
52229	Other nondepository credit intermediation ..	31 747	436 084	1 844 438	3 405	2 197	689	291	152	34	23	12	6	1			
522291	Consumer lending .....	4 821	47 013	204 638	680	472	180	14	8	1	2	1	1	1			
522292	Real estate credit .....	21 940	322 032	1 398 738	1 916	1 163	324	241	133	25	16	9	5	—			
522293	International trade financing .....	1 159	35 702	115 514	96	76	8	4	1	4	2	1	—	—			
522294	Secondary market financing .....	395	4 105	16 115	34	26	3	2	—	2	1	—	—	—			
522298	All oth nondepository credit intermediation .....	3 432	27 232	109 433	679	460	174	30	10	2	2	1	—	—			
5223	Activities related to credit intermediation ....	27 026	269 621	1 103 115	2 814	2 107	371	193	83	30	17	5	4	4			
52231	Mortgage & nonmortgage brokers .....	8 271	90 132	399 880	1 681	1 298	207	103	50	15	6	2	—	—			
522310	Mortgage & nonmortgage brokers .....	8 271	90 132	399 880	1 681	1 298	207	103	50	15	6	2	—	—			
52232	Financial clearinghouse & reserve activities .....	13 843	137 368	536 696	254	155	30	23	21	8	7	2	4	4			
522320	Financial clearinghouse & reserve activities .....	13 843	137 368	536 696	254	155	30	23	21	8	7	2	4	4			
52239	Other credit intermediation activities .....	4 912	42 121	166 539	879	654	134	67	12	7	4	1	—	—			
522390	Other credit intermediation activities .....	4 912	42 121	166 539	879	654	134	67	12	7	4	1	—	—			
523	Security, commodity contracts & like activity ...	38 618	891 928	3 186 942	5 370	4 138	524	313	266	85	34	6	2	2			
5231	Scrtcy & comdty contracts intermed & brokerage .....	27 063	660 200	2 355 963	2 681	1 888	293	199	199	71	25	3	1	2			
52311	Investment banking & securities dealing ..	5 426	101 575	362 223	442	324	67	23	12	8	7	—	—	1			
523110	Investment banking & securities dealing .....	5 426	101 575	362 223	442	324	67	23	12	8	7	—	—	1			
52312	Securities brokerage .....	20 857	546 853	1 949 394	2 035	1 402	208	159	182	61	18	3	1	1			
523120	Securities brokerage .....	20 857	546 853	1 949 394	2 035	1 402	208	159	182	61	18	3	1	1			
52313	Commodity contracts dealing .....	300	2 218	11 116	117	103	11	2	—	1	—	—	—	—			
523130	Commodity contracts dealing .....	300	2 218	11 116	117	103	11	2	—	1	—	—	—	—			
52314	Commodity contracts brokerage .....	480	9 554	33 230	87	59	7	15	5	1	—	—	—	—			
523140	Commodity contracts brokerage .....	480	9 554	33 230	87	59	7	15	5	1	—	—	—	—			
5232	Securities & commodity exchanges .....	(A)	(D)	(D)	1	—	1	—	—	—	—	—	—	—			
52321	Securities & commodity exchanges .....	(A)	(D)	(D)	1	—	1	—	—	—	—	—	—	—			
523210	Securities & commodity exchanges .....	(A)	(D)	(D)	1	—	1	—	—	—	—	—	—	—			
5239	Other financial investment activities .....	(J)	(D)	(D)	2 688	2 250	230	114	67	14	9	3	1	—			
52391	Miscellaneous intermediation .....	(F)	(D)	(D)	321	282	23	7	7	2	—	—	—	—			
523910	Miscellaneous intermediation .....	(F)	(D)	(D)	321	282	23	7	7	2	—	—	—	—			
52392	Portfolio management .....	5 400	141 817	462 733	723	528	114	50	16	6	5	3	1	—			
523920	Portfolio management .....	5 400	141 817	462 733	723	528	114	50	16	6	5	3	1	—			
52393	Investment advice .....	4 051	58 993	250 388	1 458	1 306	79	37	27	6	3	—	—	—			
523930	Investment advice .....	4 051	58 993	250 388	1 458	1 306	79	37	27	6	3	—	—	—			
52399	All other financial investment activities .....	(G)	(D)	(D)	186	134	14	20	17	—	1	—	—	—			
523991	Trust, fiduciary & custody activities .....	931	12 119	41 993	140	101	12	12	14	—	1	—	—	—			
523999	Miscellaneous financial investment activities .....	(E)	(D)	(D)	46	33	2	8	3	—	—	—	—	—			
524	Insurance carriers & related activities .....	130 091	1 530 531	5 842 552	11 187	7 573	1 871	878	524	162	100	44	21	14			
5241	Insurance carriers .....	76 478	962 448	3 489 586	2 183	1 130	318	271	237	95	64	37	18	13			
52411	Direct life, health, medical insurance carriers .....	37 261	482 969	1 718 677	778	344	89	101	130	46	32	17	13	6			
524113	Direct life insurance carriers .....	15 020	195 576	701 157	500	227	60	73	93	23	14	5	2	3			
524114	Direct health & medical insurance carriers .....	22 241	287 393	1 017 520	278	117	29	28	37	23	18	12	11	3			
52412	Other direct insurance carriers .....	38 886	472 864	1 747 351	1 356	750	222	167	106	47	32	20	5	7			
524126	Direct property & casualty insurance carriers .....	32 669	404 841	1 477 184	747	425	80	76	74	37	26	17	5	7			
524127	Direct title insurance carriers .....	5 060	58 431	226 425	556	287	139	87	28	10	3	2	—	—			
524128	All other direct insurance carriers .....	1 157	9 592	43 742	53	38	3	4	4	—	3	1	—	—			
52413	Reinsurance carriers .....	331	6 615	23 558	49	36	7	3	1	2	—	—	—	—			
524130	Reinsurance carriers .....	331	6 615	23 558	49	36	7	3	1	2	—	—	—	—			
5242	Agencies & other insurance related activities .....	53 613	568 083	2 352 966	9 004	6 443	1 553	607	287	67	36	7	3	1			
52421	Insurance agencies & brokerages .....	41 683	433 254	1 826 515	8 115	5 889	1 419	510	223	46	22	5	1	—			
524210	Insurance agencies & brokerages .....	41 683	433 254	1 826 515	8 115	5 889	1 419	510	223	46	22	5	1	—			
52429	Other insurance related activities .....	11 930	134 829	526 451	889	554	134	97	64	21	14	2	2	1			
524291	Claims adjusting .....	2 971	29 357	127 651	404	292	52	36	14	5	4	1	—	—			
524292	Insurance & pension funds, third party admin .....	7 137	76 379	299 602	313	134	59	53	40	15	9	1	1	1			
524298	All other insurance related activities .....	1 822	29 093	99 198	172	128	23	8	10	1	1	—	1	—			
525	Funds, trusts, & other financial vehicles (part) .	(G)	(D)	(D)	320	232	57	17	10	4	—	—	—	—			
5259	Other investment pools & funds .....	(G)	(D)	(D)	320	232	57	17	10	4	—	—	—	—			
52591	Open-end investment funds .....	(B)	(D)	(D)	29	23	3	3	—	—	—	—	—	—			
525910	Open-end investment funds .....	(B)	(D)	(D)	29	23	3	3	—	—	—	—	—	—			
52593	Real estate investment trusts .....	1 069	18														

**Table 2. The State—Employees, Payroll, and Establishments by Industry: 2003—Con.**

[Excludes most government employees, railroad employees, and self-employed persons. Size class 1 to 4 includes establishments with payroll, but no employees, during mid-March pay period. (D) denotes figures withheld to avoid disclosing data for individual companies; the data are included in broader industry totals. For explanation of terms, abbreviations, and data reliability/comparability, see introductory text]

NAICS code	Industry	Number of employees for week including March 12	Payroll (\$1,000)		Total number of establishments	Number of establishments by employment-size class									
			First quarter	Annual		1 to 4	5 to 9	10 to 19	20 to 49	50 to 99	100 to 249	250 to 499	500 to 999	1,000 or more	
<b>53</b>	<b>Real estate &amp; rental &amp; leasing</b>	<b>145 801</b>	<b>1 089 028</b>	<b>4 633 534</b>	<b>26 731</b>	<b>20 224</b>	<b>3 564</b>	<b>1 903</b>	<b>741</b>	<b>161</b>	<b>100</b>	<b>24</b>	<b>10</b>	<b>4</b>	
531	Real estate	98 914	758 518	3 272 661	22 435	18 096	2 577	1 110	458	109	62	15	6	2	
5311	Lessors of real estate	34 970	239 525	982 117	7 437	5 662	1 116	437	157	38	22	3	2	—	
53111	Lessors of residential buildings & dwellings	18 498	119 251	471 766	3 283	2 265	634	272	75	21	14	—	2	—	
531110	Lessors of residential buildings & dwellings	18 498	119 251	471 766	3 283	2 265	634	272	75	21	14	—	2	—	
53112	Lessors of nonres bldg (exc miniwarehouses)	9 938	87 110	365 212	2 317	1 910	236	90	62	12	4	3	—	—	
531120	Lessors of nonres bldg (exc miniwarehouses)	9 938	87 110	365 212	2 317	1 910	236	90	62	12	4	3	—	—	
53113	Lessors of miniwarehouses & self storage units	2 176	9 492	47 354	816	735	59	17	3	1	1	—	—	—	
531130	Lessors of miniwarehouses & self storage units	2 176	9 492	47 354	816	735	59	17	3	1	1	—	—	—	
53119	Lessors of other real estate property	4 358	23 672	97 785	1 021	752	187	58	17	4	3	—	—	—	
531190	Lessors of other real estate property	4 358	23 672	97 785	1 021	752	187	58	17	4	3	—	—	—	
5312	Offices of real estate agents & brokers	28 544	254 644	1 170 491	8 937	7 798	723	257	116	19	20	2	1	1	
53121	Offices of real estate agents & brokers	28 544	254 644	1 170 491	8 937	7 798	723	257	116	19	20	2	1	1	
531210	Offices of real estate agents & brokers	28 544	254 644	1 170 491	8 937	7 798	723	257	116	19	20	2	1	1	
5313	Activities related to real estate	35 400	264 349	1 120 053	6 061	4 636	738	416	185	52	20	10	3	1	
53131	Real estate property managers	27 562	200 102	814 058	3 076	2 026	487	330	159	45	15	10	3	1	
531311	Residential property managers	17 844	115 487	478 836	2 111	1 391	334	240	100	27	10	7	2	—	
531312	Nonresidential property managers	9 718	84 615	335 222	965	635	153	90	59	18	5	3	1	1	
53132	Offices of real estate appraisers	3 429	30 316	139 341	1 388	1 203	133	43	7	2	—	—	—	—	
531320	Offices of real estate appraisers	3 429	30 316	139 341	1 388	1 203	133	43	7	2	—	—	—	—	
53139	Other activities related to real estate	4 409	33 931	166 654	1 597	1 407	118	43	19	5	5	—	—	—	
531390	Other activities related to real estate	4 409	33 931	166 654	1 597	1 407	118	43	19	5	5	—	—	—	
532	Rental & leasing services	45 850	317 065	1 299 224	4 171	2 040	976	780	274	50	36	9	4	2	
5321	Automotive equipment rental & leasing	15 716	111 600	447 960	840	458	167	98	59	20	27	8	2	1	
53211	Passenger car rental & leasing	12 874	89 601	357 744	467	258	82	42	29	19	26	8	2	1	
532111	Passenger car rental	12 689	87 985	350 574	432	235	78	36	27	19	26	8	2	1	
532112	Passenger car leasing	185	1 616	7 170	35	23	4	6	2	—	—	—	—	—	
53212	Truck, utility trailer & RV rental & leasing	2 842	21 999	90 216	373	200	85	56	30	1	1	—	—	—	
532120	Truck, utility trailer & RV rental & leasing	2 842	21 999	90 216	373	200	85	56	30	1	1	—	—	—	
5322	Consumer goods rental	15 830	66 862	279 394	2 105	945	545	496	105	12	2	—	—	—	
53221	Consumer electronics & appliances rental	1 243	9 742	41 033	283	151	128	3	1	—	—	—	—	—	
532210	Consumer electronics & appliances rental	1 243	9 742	41 033	283	151	128	3	1	—	—	—	—	—	
53222	Formal wear & costume rental	663	2 555	10 986	152	112	31	7	1	1	—	—	—	—	
532220	Formal wear & costume rental	663	2 555	10 986	152	112	31	7	1	1	—	—	—	—	
53223	Video tape & disc rental	9 091	24 298	100 580	929	236	237	386	68	1	1	—	—	—	
532230	Video tape & disc rental	9 091	24 298	100 580	929	236	237	386	68	1	1	—	—	—	
53229	Other consumer goods rental	4 833	30 267	126 795	741	446	149	100	35	10	1	—	—	—	
532291	Home health equipment rental	1 585	13 697	56 237	199	93	58	35	10	2	1	—	—	—	
532292	Recreational goods rental	1 016	3 325	16 821	282	221	36	18	6	1	—	—	—	—	
532299	All other consumer goods rental	2 232	13 245	53 737	260	132	55	47	19	7	—	—	—	—	
5323	General rental centers	1 833	12 126	52 662	305	169	95	24	16	1	—	—	—	—	
53231	General rental centers	1 833	12 126	52 662	305	169	95	24	16	1	—	—	—	—	
532310	General rental centers	1 833	12 126	52 662	305	169	95	24	16	1	—	—	—	—	
5324	Commercial, industrial equip rental & leasing	12 471	126 477	519 208	921	468	169	162	94	17	7	1	2	1	
53241	Const, trans, mining equip rental & leasing	3 201	33 818	131 924	313	143	48	71	46	2	3	—	—	—	
532411	Commercial trans equip (exc MV) rental, lease	295	3 642	16 955	78	57	11	8	2	—	—	—	—	—	
532412	Const, mining, forestry equip rental & leasing	2 906	30 176	114 969	235	86	37	63	44	2	3	—	—	—	
53242	Office machinery & equipment rental & leasing	489	8 803	34 689	64	44	12	5	1	1	1	—	—	—	
532420	Office machinery & equipment rental & leasing	489	8 803	34 689	64	44	12	5	1	1	1	—	—	—	
53249	Oth commercial, industrial equip rental, lease	8 781	83 856	352 595	544	281	109	86	47	14	3	1	2	1	
532490	Oth commercial, industrial equip rental, lease	8 781	83 856	352 595	544	281	109	86	47	14	3	1	2	1	
533	Lessors of other nonfinancial intangible asset	1 037	13 445	61 649	125	88	11	13	9	2	2	—	—	—	
5331	Lessors of other nonfinancial intangible asset	1 037	13 445	61 649	125	88	11	13	9	2	2	—	—	—	
53311	Lessors of other nonfinancial intangible asset	1 037	13 445	61 649	125	88	11	13	9	2	2	—	—	—	
533110	Lessors of other nonfinancial intangible asset	1 037	13 445	61 649	125	88	11	13	9	2	2	—	—	—	
<b>54</b>	<b>Professional, scientific &amp; technical services</b>	<b>391 698</b>	<b>4 191 883</b>	<b>18 447 119</b>	<b>59 015</b>	<b>43 649</b>	<b>7 590</b>	<b>4 397</b>	<b>2 364</b>	<b>619</b>	<b>276</b>	<b>80</b>	<b>25</b>	<b>15</b>	
541	Professional, scientific & technical services	391 698	4 191 883	18 447 119	59 015	43 649	7 590	4 397	2 364	619	276	80	25	15	
5411	Legal services	84 971	1 059 164	5 279 192	15 246	11 061	2 309	1 101	575	138	54	7	1	—	
54111	Offices of lawyers	78 694	1 007 336	5 043 420	14 181	10 351	2 115	987	538	132	52	5	1	—	
541110	Offices of lawyers	78 694	1 007 336	5 043 420	14 181	10 351	2 115	987	538	132	52	5	1	—	
54119	Other legal services	6 277	51 828	235 772	1 065	710	194	114	37	6	2	—	—	—	
541191	Title abstract & settlement offices	5 338	45 578	206 311	828	510	172	102	35	6	2	1	—	—	
541199	All other legal services	939	6 250	29 461	237	200	22	12	2	—	—	1	—	—	
5412	Accounting, tax prep, bookkeep, payroll services	64 789	468 347	1 882 302	8 659	6 346	1 146	671	343	81	42	17	8	5	
54121	Accounting, tax prep, bookkeep, payroll services	64 789	468 347	1 882 302	8 659	6 346	1 146	671	343	81	42	17	8	5	
541211	Offices of certified public accountants	22 389	240 226	1 025 249	4 121	3 024	634	297	126	26	8	4	1	1	
541213	Tax preparation services	12 313	31 052	78 914	1 232	670	174	221	139	15	11	1	1	—	
541214	Payroll services	14 230	94 313	351 923	288	147	28	34	33	16	13	11	4	2	
541219	Other accounting services	15 857	102 756	426 216	3 018	2 505	310	119	45	24	10	1	2	2	

See footnotes at end of table.

**Table 2. The State—Employees, Payroll, and Establishments by Industry: 2003—Con.**

[Excludes most government employees, railroad employees, and self-employed persons. Size class 1 to 4 includes establishments with payroll, but no employees, during mid-March pay period. (D) denotes figures withheld to avoid disclosing data for individual companies; the data are included in broader industry totals. For explanation of terms, abbreviations, and data reliability/comparability, see introductory text]

NAICS code	Industry	Number of employees for week including March 12	Payroll (\$1,000)		Total number of establishments	Number of establishments by employment-size class										
			First quarter	Annual		1 to 4	5 to 9	10 to 19	20 to 49	50 to 99	100 to 249	250 to 499	500 to 999	1,000 or more		
<b>54</b>	<b>Professional, scientific &amp; technical services—Con.</b>															
541	Professional, scientific & technical services—Con.															
5413	Architectural, engineering & related services	74 212	879 636	3 738 824	7 658	4 714	1 269	902	557	142	56	14	2	2		
54131	Architectural services	9 691	108 860	498 462	1 708	1 136	309	171	76	14	2	—	—	—		
541310	Architectural services	9 691	108 860	498 462	1 708	1 136	309	171	76	14	2	—	—	—		
54132	Landscape architectural services	3 427	27 543	120 782	462	329	65	33	22	9	4	—	—	—		
541320	Landscape architectural services	3 427	27 543	120 782	462	329	65	33	22	9	4	—	—	—		
54133	Engineering services	47 608	641 519	2 669 092	3 657	2 102	595	468	333	98	46	11	2	2		
541330	Engineering services	47 608	641 519	2 669 092	3 657	2 102	595	468	333	98	46	11	2	2		
54134	Drafting services	600	4 322	19 832	294	263	22	7	2	—	—	—	—	—		
541340	Drafting services	600	4 322	19 832	294	263	22	7	2	—	—	—	—	—		
54135	Building inspection services	1 025	6 983	32 756	427	389	22	10	6	—	—	—	—	—		
541350	Building inspection services	1 025	6 983	32 756	427	389	22	10	6	—	—	—	—	—		
54136	Geophysical surveying & mapping services	190	1 573	6 273	35	24	5	2	4	—	—	—	—	—		
541360	Geophysical surveying & mapping services	190	1 573	6 273	35	24	5	2	4	—	—	—	—	—		
54137	Surveying, mapping (exc geophysical) services	7 710	57 310	256 949	796	354	182	168	79	10	2	1	—	—		
541370	Surveying, mapping (exc geophysical) services	7 710	57 310	256 949	796	354	182	168	79	10	2	1	—	—		
54138	Testing laboratories	3 961	31 526	134 678	279	117	69	43	35	11	2	2	—	—		
541380	Testing laboratories	3 961	31 526	134 678	279	117	69	43	35	11	2	2	—	—		
5414	Specialized design services	7 520	52 116	227 244	2 715	2 308	274	103	23	5	2	—	—	—		
54141	Interior design services	4 351	31 609	138 286	1 437	1 210	149	57	15	4	2	—	—	—		
541410	Interior design services	4 351	31 609	138 286	1 437	1 210	149	57	15	4	2	—	—	—		
54142	Industrial design services	196	1 362	6 200	104	92	10	2	—	—	—	—	—	—		
541420	Industrial design services	196	1 362	6 200	104	92	10	2	—	—	—	—	—	—		
54143	Graphic design services	2 618	17 040	73 655	1 025	881	99	36	8	1	—	—	—	—		
541430	Graphic design services	2 618	17 040	73 655	1 025	881	99	36	8	1	—	—	—	—		
54149	Other specialized design services	355	2 105	9 103	149	125	16	8	—	—	—	—	—	—		
541490	Other specialized design services	355	2 105	9 103	149	125	16	8	—	—	—	—	—	—		
5415	Computer systems design & related services	47 740	732 474	2 949 560	5 800	4 548	538	328	227	92	43	15	6	3		
54151	Computer systems design & related services	47 740	732 474	2 949 560	5 800	4 548	538	328	227	92	43	15	6	3		
541511	Custom computer programming services	18 667	284 575	1 147 268	2 540	1 977	242	141	117	33	5	1	—	—		
541512	Computer systems design services	19 049	298 046	1 240 190	2 233	1 721	219	148	80	46	17	5	4	1		
541513	Computer facilities management services	5 733	106 743	379 054	228	151	26	27	14	6	2	1	—	—		
541519	Other computer related services	4 291	43 110	183 048	799	699	51	20	16	7	1	4	1	—		
5416	Management, sci & tech consulting services	46 088	467 388	2 090 379	10 333	8 844	773	391	204	66	34	14	5	2		
54161	Management consulting services	39 651	412 181	1 831 477	8 666	7 449	636	310	167	52	32	14	4	2		
541611	Admin & gen management consulting services	22 246	246 551	1 084 206	4 634	4 023	315	159	78	28	17	11	1	2		
541612	Human res & exec search consulting services	5 675	57 779	257 355	1 041	826	110	60	30	7	6	1	1	—		
541613	Marketing consulting services	7 556	59 055	286 110	2 154	1 900	135	61	38	13	5	1	1	—		
541614	Process, phys dist & log consulting services	3 423	42 074	169 909	475	376	51	21	17	4	4	1	1	—		
541618	Other management consulting services	751	6 722	33 897	362	324	25	9	4	—	—	—	—	—		
54162	Environmental consulting services	3 141	28 796	127 455	569	414	72	51	21	11	—	—	—	—		
541620	Environmental consulting services	3 141	28 796	127 455	569	414	72	51	21	11	—	—	—	—		
54169	Oth scientific & technical consulting services	3 296	26 411	131 447	1 098	981	65	30	16	3	2	—	1	—		
541690	Oth scientific & technical consulting services	3 296	26 411	131 447	1 098	981	65	30	16	3	2	—	1	—		
5417	Scientific R&D services	8 899	127 699	520 407	633	373	95	60	60	30	13	2	—	—		
54171	R&D in physical, engineering & life sciences	8 202	116 313	480 081	554	316	84	56	56	28	12	2	—	—		
541710	R&D in physical, engineering & life sciences	8 202	116 313	480 081	554	316	84	56	56	28	12	2	—	—		
54172	R&D in social sciences & humanities	697	11 386	40 326	79	57	11	4	4	2	1	—	—	—		
541720	R&D in social sciences & humanities	697	11 386	40 326	79	57	11	4	4	2	1	—	—	—		
5418	Advertising & related services	20 255	197 817	825 133	2 796	2 026	389	208	114	34	16	8	1	—		
54181	Advertising agencies	6 846	81 471	339 147	945	661	136	81	48	12	4	3	—	—		
541810	Advertising agencies	6 846	81 471	339 147	945	661	136	81	48	12	4	3	—	—		
54182	Public relations agencies	1 568	16 327	75 373	424	323	64	29	6	2	—	—	—	—		
541820	Public relations agencies	1 568	16 327	75 373	424	323	64	29	6	2	—	—	—	—		
54183	Media buying agencies	(D)	(D)	(D)	92	80	6	3	2	1	—	—	—	—		
541830	Media buying agencies	(E)	(D)	(D)	92	80	6	3	2	1	—	—	—	—		
54184	Media representatives	1 013	11 144	46 061	219	159	38	12	7	3	—	—	—	—		
541840	Media representatives	1 013	11 144	46 061	219	159	38	12	7	3	—	—	—	—		
54185	Display advertising	1 830	15 800	63 132	197	144	17	14	14	5	2	1	—	—		
541850	Display advertising	1 830	15 800	63 132	197	144	17	14	14	5	2	1	—	—		
54186	Direct mail advertising	4 461	37 150	153 007	245	141	37	29	23	6	6	2	1	—		
541860	Direct mail advertising	4 461	37 150	153 007	245	141	37	29	23	6	6	2	1	—		
54187	Advertising material distribution services	(F)	(D)	(D)	49	36	2	2	4	2	3	—	—	—		
541870	Advertising material distribution services	(F)	(D)	(D)	49	36	2	2	4	2	3	—	—	—		
54189	Other services related to advertising	3 280	19 868	83 870	625	482	89	38	10	3	1	2	—	—		
541890	Other services related to advertising	3 280	19 868	83 870	625	482	89	38	10	3	1	2	—	—		
5419	Oth professional, scientific, technical services	37 224	207 242	934 078	5 175	3 429	797	633	261	31	16	3	2	3		
54191	Marketing research & public opinion polling	8 319	51 883	206 668	358	216	55	35	32	10	5	2	1	2		
541910	Marketing research & public opinion polling	8 319	51 883	206 668	358	216	55	35	32	10	5	2	1	2		
54192	Photographic services	4 147	18 437	82 753	1 046	820	145	49	27	4	1	—	—	—		
541921	Photography studios, portrait	3 204	11 948	53 949	776	592	119	41	20	3	1	—	—	—		
541922	Commercial photography	943	6 489	28 804	270	228	26	8	7	1	—	—	—	—		
54193	Translation & interpretation services	378	2 490	11 076	157	142	6	7	2	—	—	—	—	—		
541930	Translation & interpretation services	378	2 490	11 076	157	142	6	7	2	—	—	—	—	—		

See footnotes at end of table.

**Table 2. The State—Employees, Payroll, and Establishments by Industry: 2003—Con.**

[Excludes most government employees, railroad employees, and self-employed persons. Size class 1 to 4 includes establishments with payroll, but no employees, during mid-March pay period. (D) denotes figures withheld to avoid disclosing data for individual companies; the data are included in broader industry totals. For explanation of terms, abbreviations, and data reliability/comparability, see introductory text.]

NAICS code	Industry	Number of employees for week including March 12	Payroll (\$1,000)		Total number of establishments	Number of establishments by employment-size class										
			First quarter	Annual		1 to 4	5 to 9	10 to 19	20 to 49	50 to 99	100 to 249	250 to 499	500 to 999	1,000 or more		
<b>54</b>	<b>Professional, scientific &amp; technical services—Con.</b>															
541	Professional, scientific & technical services—Con.															
5419	Oth professional, scientific, technical services—Con.															
54194	Veterinary services.....	16 038	85 024	377 110	1 692	579	458	484	164	3	4	—	—	—	—	—
541940	Veterinary services.....	16 038	85 024	377 110	1 692	579	458	484	164	3	4	—	—	—	—	—
54199	All oth prof, scientific & technical services .	8 342	49 408	256 471	1 922	1 672	133	58	36	14	6	1	1	1	1	1
541990	All oth prof, scientific & technical services .....	8 342	49 408	256 471	1 922	1 672	133	58	36	14	6	1	1	1	1	1
<b>55</b>	<b>Management of companies &amp; enterprises .....</b>	<b>124 303</b>	<b>1 900 253</b>	<b>7 509 944</b>	<b>2 464</b>	<b>932</b>	<b>368</b>	<b>353</b>	<b>376</b>	<b>198</b>	<b>135</b>	<b>59</b>	<b>28</b>	<b>15</b>		
551	Management of companies & enterprises .....	124 303	1 900 253	7 509 944	2 464	932	368	353	376	198	135	59	28	15		
5511	Management of companies & enterprises ...	124 303	1 900 253	7 509 944	2 464	932	368	353	376	198	135	59	28	15		
551111	Offices of bank holding companies .....	6 574	10 439	43 436	58	37	7	4	3	1	—	—	—	—	—	—
551112	Offices of other holding companies .....	7 680	147 818	597 076	483	313	49	45	41	17	15	2	1	—	—	—
551114	Corp, subsidiary & regional managing offices .....	116 049	1 741 996	6 869 432	1 923	582	313	301	331	178	119	57	27	15		
<b>56</b>	<b>Admin, support, waste mgt, remediation services .....</b>	<b>1 080 419</b>	<b>6 343 708</b>	<b>27 020 072</b>	<b>27 892</b>	<b>17 992</b>	<b>3 649</b>	<b>2 351</b>	<b>1 894</b>	<b>887</b>	<b>686</b>	<b>217</b>	<b>88</b>	<b>128</b>		
561	Administrative & support services .....	1 063 377	6 197 211	26 422 713	27 097	17 655	3 502	2 238	1 785	835	657	209	88	128		
5611	Office administrative services .....	29 886	281 451	1 229 906	2 100	1 386	262	194	142	56	42	11	7	—	—	—
56111	Office administrative services .....	29 886	281 451	1 229 906	2 100	1 386	262	194	142	56	42	11	7	—	—	—
561110	Office administrative services .....	29 886	281 451	1 229 906	2 100	1 386	262	194	142	56	42	11	7	—	—	—
5612	Facilities support services .....	10 695	110 029	434 250	189	88	18	18	15	24	19	5	—	2	—	—
56121	Facilities support services .....	10 695	110 029	434 250	189	88	18	18	15	24	19	5	—	2	—	—
561210	Facilities support services .....	10 695	110 029	434 250	189	88	18	18	15	24	19	5	—	2	—	—
5613	Employment services .....	749 578	4 306 417	18 604 929	2 561	880	159	221	384	367	304	93	42	111		
56131	Employment placement agencies .....	10 260	52 166	209 358	505	344	51	44	29	19	13	2	1	2		
561310	Employment placement agencies .....	10 260	52 166	209 358	505	344	51	44	29	19	13	2	1	2		
56132	Temporary help services .....	173 113	943 898	3 933 121	1 546	366	75	133	306	310	256	65	17	18		
561320	Temporary help services .....	173 113	943 898	3 933 121	1 546	366	75	133	306	310	256	65	17	18		
56133	Employee leasing services .....	566 205	3 310 353	14 462 450	510	170	33	44	49	38	35	26	24	91		
561330	Employee leasing services .....	566 205	3 310 353	14 462 450	510	170	33	44	49	38	35	26	24	91		
5614	Business support services .....	56 070	314 355	1 280 305	2 967	2 017	365	246	190	49	54	28	9	9		
56141	Document preparation services .....	2 621	15 237	65 025	527	439	41	24	14	4	5	—	—	—	—	—
561410	Document preparation services .....	2 621	15 237	65 025	527	439	41	24	14	4	5	—	—	—	—	—
56142	Telephone call centers .....	36 118	177 325	725 006	428	179	43	53	63	20	31	23	8	8		
561421	Telephone call centers .....	36 118	177 325	725 006	428	179	43	53	63	20	31	23	8	8		
561422	Telemarketing bureaus .....	8 092	40 416	172 154	140	52	19	26	30	2	2	5	2	2		
561422	Telemarketing bureaus .....	28 026	136 909	552 852	288	127	24	27	33	18	29	18	6	6		
56143	Business services centers .....	5 493	36 990	136 649	757	493	141	73	38	5	5	2	—	—	—	—
561431	Private mail centers .....	1 387	5 146	21 462	402	318	71	7	5	—	—	—	—	—	—	—
561439	Oth business service centers (incl copy shops) .....	4 106	31 844	115 187	355	175	70	66	33	5	4	2	—	—	—	—
56144	Collection agencies .....	6 865	44 886	188 696	331	174	39	41	49	15	10	2	—	1		
561440	Collection agencies .....	6 865	44 886	188 696	331	174	39	41	49	15	10	2	—	1		
56145	Credit bureaus .....	813	10 726	36 366	87	56	10	15	4	—	—	—	—	—	—	—
561450	Credit bureaus .....	813	10 726	36 366	87	56	10	15	4	—	—	—	—	—	—	—
56149	Other business support services .....	4 160	29 191	128 563	837	676	91	40	22	5	1	1	1	—	—	—
561491	Repositioning services .....	553	3 555	15 387	98	63	22	7	5	1	—	—	—	—	—	—
561492	Court reporting & stenotype services ...	1 255	8 507	37 993	545	482	40	17	6	—	—	—	—	—	—	—
561499	All other business support services .....	2 352	17 129	75 183	194	131	29	16	11	4	1	1	1	—	—	—
5615	Travel arrangement & reservation services ..	39 727	341 396	1 366 966	2 183	1 454	352	178	121	25	29	16	6	2		
56151	Travel agencies .....	16 266	116 243	467 084	1 532	1 090	263	100	45	13	11	7	2	1		
561510	Travel agencies .....	16 266	116 243	467 084	1 532	1 090	263	100	45	13	11	7	2	1		
56152	Tour operators .....	3 927	23 386	93 503	340	213	54	35	27	3	5	3	—	—	—	—
561520	Tour operators .....	3 927	23 386	93 503	340	213	54	35	27	3	5	3	—	—	—	—
56159	Oth travel arrangement & reservation services .....	19 534	201 767	806 379	311	151	35	43	49	9	13	6	4	1		
561591	Convention and visitors bureaus .....	1 011	6 264	25 328	42	26	5	3	5	—	2	1	—	—	—	—
561599	All oth travel arrange & reservation services .....	18 523	195 503	781 051	269	125	30	40	44	9	11	5	4	1		
5616	Investigation & security services .....	49 433	275 896	1 098 247	1 958	1 120	259	197	165	79	91	38	9	—		
56161	Investigation, guard & armored car services .....	40 412	182 643	749 132	1 141	623	126	110	101	58	79	36	8	—		
561611	Investigation services .....	3 318	17 137	73 518	548	420	58	39	21	5	4	1	—	—	—	—
561612	Security guards & patrol services .....	35 016	150 757	614 668	546	197	64	61	65	47	70	34	8	—		
561613	Armored car services .....	2 078	14 749	60 946	47	6	4	10	15	6	5	1	—	—	—	—
56162	Security systems services .....	9 021	93 253	349 115	817	497	133	87	64	21	12	2	1	—		
561621	Security systems services (except locksmiths) .....	7 731	85 954	318 123	456	229	69	62	60	21	12	2	1	—		
561622	Locksmiths .....	1 290	7 299	30 992	361	268	64	25	4	—	—	—	—	—	—	—
5617	Services to buildings & dwellings .....	102 747	456 295	1 964 578	13 670	9 714	1 895	1 058	694	201	83	12	11	2		
56171	Exterminating & pest control services .....	13 319	86 003	357 870	1 650	976	298	207	140	23	5	1	—	—	—	—
561710	Exterminating & pest control services ...	13 319	86 003	357 870	1 650	976	298	207	140	23	5	1	—	—	—	—
56172	Janitorial services .....	37 874	125 971	512 635	3 538	2 473	452	270	204	83	37	9	9	1		
561720	Janitorial services .....	37 874	125 971	512 635	3 538	2 473	452	270	204	83	37	9	9	1		
56173	Landscaping services .....	43 042	201 420	911 329	6 401	4 653	867	452	299	86	40	1	2	1		
561730	Landscaping services .....	43 042	201 420	911 329	6 401	4 653	867	452	299	86	40	1	2	1		
56174	Carpet & upholstery cleaning services .....	2 936	13 914	58 340	724	559	98	48	15	4	—	—	—	—	—	—
561740	Carpet & upholstery cleaning services ...	2 936	13 914	58 340	724	559	98	48	15	4	—	—	—	—	—	—
56179	Other services to buildings & dwellings ...	5 576	28 987	124 404	1 357	1 053	180	81	36	5	1	1	—	—	—	—
561790	Other services to buildings & dwellings .	5 576	28 987	124 404	1 357	1 053	180	81	36	5	1	1	—	—	—	—
5619	Other support services .....	25 241	111 372	443 532	1 469	996	192	126	74	34	35	6	4	2		
5																

**Table 2. The State—Employees, Payroll, and Establishments by Industry: 2003—Con.**

[Excludes most government employees, railroad employees, and self-employed persons. Size class 1 to 4 includes establishments with payroll, but no employees, during mid-March pay period. (D) denotes figures withheld to avoid disclosing data for individual companies; the data are included in broader industry totals. For explanation of terms, abbreviations, and data reliability/comparability, see introductory text.]

NAICS code	Industry	Number of employees for week including March 12	Payroll (\$1,000)		Total number of establishments	Number of establishments by employment-size class														
			First quarter	Annual		1 to 4	5 to 9	10 to 19	20 to 49	50 to 99	100 to 249	250 to 499	500 to 999	1,000 or more						
<b>56</b>	<b>Admin, support, waste mgmt, remediation services—Con.</b>																			
562	Waste management & remediation services . . .	17 042	146 497	597 359	795	337	147	113	109	52	29	8	—	—	—	—	—	—	—	—
5621	Waste collection . . . . .	10 407	89 902	367 548	326	130	59	41	40	26	22	8	—	—	—	—	—	—	—	—
56211	Waste collection . . . . .	10 407	89 902	367 548	326	130	59	41	40	26	22	8	—	—	—	—	—	—	—	—
562111	Solid waste collection . . . . .	10 010	87 286	356 761	256	86	44	35	35	26	22	8	—	—	—	—	—	—	—	—
562112	Hazardous waste collection . . . . .	155	1 512	5 885	18	11	3	1	3	—	—	—	—	—	—	—	—	—	—	—
562119	Other waste collection . . . . .	242	1 104	4 902	52	33	12	5	2	—	—	—	—	—	—	—	—	—	—	—
5622	Waste treatment & disposal . . . . .	1 626	17 213	62 046	104	44	18	16	15	10	1	—	—	—	—	—	—	—	—	—
56221	Waste treatment & disposal . . . . .	1 626	17 213	62 046	104	44	18	16	15	10	1	—	—	—	—	—	—	—	—	—
562211	Hazardous waste treatment & disposal . . . . .	(F)	(D)	(D)	30	15	3	3	3	6	—	—	—	—	—	—	—	—	—	—
562212	Solid waste landfill . . . . .	664	6 020	22 763	57	23	14	9	10	—	1	—	—	—	—	—	—	—	—	—
562213	Solid waste combustors & incinerators . . . . .	336	5 709	20 296	11	4	—	1	2	4	—	—	—	—	—	—	—	—	—	—
562219	Other nonhazardous waste treatment & disposal . . . . .	(B)	(D)	(D)	6	2	1	3	—	—	—	—	—	—	—	—	—	—	—	—
5629	Remediation & oth waste management services . . . . .	5 009	39 382	167 765	365	163	70	56	54	16	6	—	—	—	—	—	—	—	—	—
56291	Remediation services . . . . .	2 127	19 879	89 822	128	50	23	22	22	9	2	—	—	—	—	—	—	—	—	—
562910	Remediation services . . . . .	2 127	19 879	89 822	128	50	23	22	22	9	2	—	—	—	—	—	—	—	—	—
56292	Materials recovery facilities . . . . .	1 129	7 309	28 032	49	15	9	5	13	5	2	—	—	—	—	—	—	—	—	—
562920	Materials recovery facilities . . . . .	1 129	7 309	28 032	49	15	9	5	13	5	2	—	—	—	—	—	—	—	—	—
56299	All other waste management services . . . . .	1 753	12 194	49 911	188	98	38	29	19	2	—	—	—	—	—	—	—	—	—	—
562991	Septic tank & related services . . . . .	1 262	7 562	31 013	151	79	35	24	11	—	2	—	—	—	—	—	—	—	—	—
562998	All other miscellaneous waste management . . . . .	491	4 632	18 898	37	19	3	5	8	2	—	—	—	—	—	—	—	—	—	—
<b>61</b>	<b>Educational services . . . . .</b>	<b>110 109</b>	<b>704 222</b>	<b>2 970 883</b>	<b>4 573</b>	<b>2 483</b>	<b>631</b>	<b>504</b>	<b>570</b>	<b>223</b>	<b>114</b>	<b>25</b>	<b>11</b>	<b>12</b>						
611	Educational services . . . . .	110 109	704 222	2 970 883	4 573	2 483	631	504	570	223	114	25	11	12						
6111	Elementary & secondary schools . . . . .	39 475	219 422	898 357	1 072	205	122	200	327	141	66	10	—	1						
61111	Elementary & secondary schools . . . . .	39 475	219 422	898 357	1 072	205	122	200	327	141	66	10	—	1						
611110	Elementary & secondary schools . . . . .	39 475	219 422	898 357	1 072	205	122	200	327	141	66	10	—	1						
6112	Junior colleges . . . . .	4 795	26 073	124 223	45	9	4	1	8	12	9	—	—	2						
61121	Junior colleges . . . . .	4 795	26 073	124 223	45	9	4	1	8	12	9	—	—	2						
611210	Junior colleges . . . . .	4 795	26 073	124 223	45	9	4	1	8	12	9	—	—	2						
6113	Colleges, universities & professional schools . . . . .	41 119	301 376	1 271 379	179	65	16	13	21	10	25	9	11	9						
61131	Colleges, universities & professional schools . . . . .	41 119	301 376	1 271 379	179	65	16	13	21	10	25	9	11	9						
611310	Colleges, universities & professional schools . . . . .	41 119	301 376	1 271 379	179	65	16	13	21	10	25	9	11	9						
6114	Business schools & computer & mgt training . . . . .	4 111	44 391	181 351	496	357	64	25	28	17	4	1	—	—						
61141	Business & secretarial schools . . . . .	281	1 353	6 165	21	13	1	—	6	1	—	—	—	—						
611410	Business & secretarial schools . . . . .	281	1 353	6 165	21	13	1	—	6	1	—	—	—	—						
61142	Computer training . . . . .	2 271	18 296	76 497	197	130	30	12	11	10	3	1	—	—						
611420	Computer training . . . . .	2 271	18 296	76 497	197	130	30	12	11	10	3	1	—	—						
61143	Professional, management development training . . . . .	1 559	24 742	98 689	278	214	33	13	11	6	1	—	—	—						
611430	Professional, management development training . . . . .	1 559	24 742	98 689	278	214	33	13	11	6	1	—	—	—						
6115	Technical & trade schools . . . . .	7 300	54 060	234 381	502	276	82	52	59	23	6	4	—	—						
61151	Technical & trade schools . . . . .	7 300	54 060	234 381	502	276	82	52	59	23	6	4	—	—						
611511	Cosmetology & barber schools . . . . .	519	2 632	11 493	63	34	15	7	5	2	—	—	—	—						
611512	Flight training . . . . .	2 286	18 819	70 438	133	76	17	17	11	6	4	2	—	—						
611513	Apprenticeship training . . . . .	395	1 961	10 413	58	35	11	8	3	1	—	—	—	—						
611519	Other technical & trade schools . . . . .	4 100	30 648	142 037	248	131	39	20	40	14	2	2	—	—						
6116	Other schools & instruction . . . . .	11 327	44 925	200 450	1 961	1 327	303	197	115	16	3	—	—	—						
61161	Fine arts schools . . . . .	2 700	9 727	44 830	548	363	111	57	13	3	1	—	—	—						
611610	Fine arts schools . . . . .	2 700	9 727	44 830	548	363	111	57	13	3	1	—	—	—						
61162	Sports & recreation instruction . . . . .	2 914	12 093	56 643	725	553	108	41	19	3	1	—	—	—						
611620	Sports & recreation instruction . . . . .	2 914	12 093	56 643	725	553	108	41	19	3	1	—	—	—						
61163	Language schools . . . . .	657	3 025	12 068	70	39	6	15	8	2	—	—	—	—						
611630	Language schools . . . . .	657	3 025	12 068	70	39	6	15	8	2	—	—	—	—						
61169	All other schools & instruction . . . . .	5 056	20 080	86 909	618	372	78	84	75	8	1	—	—	—						
611691	Exam preparation & tutoring . . . . .	2 965	8 763	39 857	320	174	40	53	47	6	—	—	—	—						
611692	Automobile driving schools . . . . .	753	2 896	11 908	114	73	21	9	10	1	—	—	—	—						
611699	All other miscellaneous schools & instruction . . . . .	1 338	8 421	35 144	184	125	17	22	18	1	—	—	—	—						
6117	Educational support services . . . . .	1 982	13 975	60 742	318	244	40	16	12	4	1	1	—	—						
61171	Educational support services . . . . .	1 982	13 975	60 742	318	244	40	16	12	4	1	1	—	—						
611710	Educational support services . . . . .	1 982	13 975	60 742	318	244	40	16	12	4	1	1	—	—						
<b>62</b>	<b>Health care and social assistance . . . . .</b>	<b>816 646</b>	<b>6 634 562</b>	<b>28 552 200</b>	<b>45 486</b>	<b>22 888</b>	<b>10 761</b>	<b>6 339</b>	<b>3 291</b>	<b>946</b>	<b>885</b>	<b>191</b>	<b>98</b>	<b>87</b>						
621	Ambulatory health care services . . . . .	311 816	3 024 109	13 690 885	35 451	19 183	8 887	4 566	2 044	474	218	61	16	2						
6211	Offices of physicians . . . . .	132 299	1 696 691	7 984 900	16 502	8 712	4 234	2 316	995	161	60	19	4	1						
62111	Offices of physicians . . . . .	132 299	1 696 691	7 984 900	16 502	8 712	4 234	2 316	995	161	60	19	4	1						
621111	Offices of physicians (exc mental health) . . . . .	129 098	1 668 877	7 850 599	15 649	8 026	4 125	2 277	981	159	57	19	4	1						
621112	Offices of physicians, mental health . . . . .	3 201	27 814	134 301	853	686	109	39	14	2	3	—	—	—						
6212	Offices of dentists . . . . .																			

**Table 2. The State—Employees, Payroll, and Establishments by Industry: 2003—Con.**

[Excludes most government employees, railroad employees, and self-employed persons. Size class 1 to 4 includes establishments with payroll, but no employees, during mid-March pay period. (D) denotes figures withheld to avoid disclosing data for individual companies; the data are included in broader industry totals. For explanation of terms, abbreviations, and data reliability/comparability, see introductory text]

NAICS code	Industry	Number of employees for week including March 12	Payroll (\$1,000)		Total number of establishments	Number of establishments by employment-size class											
			First quarter	Annual		1 to 4	5 to 9	10 to 19	20 to 49	50 to 99	100 to 249	250 to 499	500 to 999	1,000 or more			
<b>62</b>	<b>Health care and social assistance—Con.</b>																
621	Ambulatory health care services—Con.																
6213	Offices of other health practitioners—Con.																
62134	Offices of PT, OT, speech therapy & audiology .....	10 114	71 751	307 176	1 566	1 061	253	178	54	13	4	2	1				
621340	Offices of PT, OT, speech therapy & audiology .....	10 114	71 751	307 176	1 566	1 061	253	178	54	13	4	2	1				
62139	Offices of all other health practitioners .....	5 916	40 887	189 974	1 805	1 432	78	18	3	2							
621391	Offices of podiatrists .....	2 801	20 104	93 528	628	409	174	38	6	1							
621399	Offices of all other misc health practitioners .....	3 115	20 783	96 446	1 177	1 023	98	40	12	2	2						
6214	Outpatient care centers .....	33 493	257 980	1 052 529	1 758	651	306	327	334	96	33	9	2				
62141	Family planning centers .....	846	4 636	19 187	108	43	32	23	10								
621410	Family planning centers .....	846	4 636	19 187	108	43	32	23	10								
62142	Outpatient mental health, substance abuse ctrs .....	9 982	64 435	264 025	437	180	77	62	69	30	15	2	2				
621420	Outpatient mental health, substance abuse ctrs .....	9 982	64 435	264 025	437	180	77	62	69	30	15	2	2				
62149	Other outpatient care centers .....	22 665	188 909	769 317	1 213	428	197	242	255	66	18	7					
621491	HMO medical centers .....	1 588	14 335	59 319	45	15	5	4	12	4	5						
621492	Kidney dialysis centers .....	5 301	45 086	157 222	242	23	29	72	101	17							
621493	Freestanding ambulatory surgery, emergency ctr .....	5 280	42 142	186 093	289	84	37	68	80	18	2						
621498	All other outpatient care centers .....	10 496	87 346	366 683	637	306	126	98	62	27	11	7					
6215	Medical & diagnostic laboratories .....	16 191	172 530	718 341	1 016	537	212	127	94	25	11	5	4	1			
62151	Medical & diagnostic laboratories .....	16 191	172 530	718 341	1 016	537	212	127	94	25	11	5	4	1			
621511	Medical laboratories .....	7 353	85 877	335 972	356	190	76	46	25	9	2	5	2	1			
621512	Diagnostic Imaging centers .....	8 838	86 653	382 369	660	347	136	81	69	16	9		2				
6216	Home health care services .....	45 959	271 612	1 132 195	1 362	605	123	136	245	140	86	22	5				
62161	Home health care services .....	45 959	271 612	1 132 195	1 362	605	123	136	245	140	86	22	5				
621610	Home health care services .....	45 959	271 612	1 132 195	1 362	605	123	136	245	140	86	22	5				
6219	Other ambulatory health care services .....	8 865	71 665	292 386	530	263	83	89	56	17	18	4					
62191	Ambulance services .....	2 791	19 034	76 992	77	26	16	10	8	8	7	2					
621910	Ambulance services .....	2 791	19 034	76 992	77	26	16	10	8	8	7	2					
62199	All other ambulatory health care services .....	6 074	52 631	215 394	453	237	67	79	48	9	11	2					
621991	Blood & organ banks .....	3 199	27 168	111 409	145	52	27	28	25	4	7	2					
621999	All oth misc ambulatory health care services .....	2 875	25 463	103 985	308	185	40	51	23	5	4						
622	Hospitals .....	258 090	2 421 937	9 772 420	311	42	7	8	6	7	39	48	72	82			
6221	General medical & surgical hospitals .....	241 606	2 289 866	9 243 110	233	14	3	5	3	4	19	37	70	78			
62211	General medical & surgical hospitals .....	241 606	2 289 866	9 243 110	233	14	3	5	3	4	19	37	70	78			
622110	General medical & surgical hospitals .....	241 606	2 289 866	9 243 110	233	14	3	5	3	4	19	37	70	78			
6222	Psychiatric & substance abuse hospitals .....	8 277	54 255	221 867	27	4	1		2	2	13	2		3			
62221	Psychiatric & substance abuse hospitals .....	8 277	54 255	221 867	27	4	1		2	2	13	2		3			
622210	Psychiatric & substance abuse hospitals .....	8 277	54 255	221 867	27	4	1		2	2	13	2		3			
6223	Other specialty hospitals .....	8 207	77 816	307 443	51	24	3	3	1	1	7	9	2	1			
62231	Other specialty hospitals .....	8 207	77 816	307 443	51	24	3	3	1	1	7	9	2	1			
622310	Other specialty hospitals .....	8 207	77 816	307 443	51	24	3	3	1	1	7	9	2	1			
623	Nursing & residential care facilities .....	151 461	798 990	3 324 912	2 983	879	428	397	388	290	524	70	6	1			
6231	Nursing care facilities .....	84 787	482 072	2 058 255	811	137	27	45	60	108	404	27	2	1			
62311	Nursing care facilities .....	84 787	482 072	2 058 255	811	137	27	45	60	108	404	27	2	1			
623110	Nursing care facilities .....	84 787	482 072	2 058 255	811	137	27	45	60	108	404	27	2	1			
6232	Residential mental retardation, health fac .....	18 097	89 576	375 584	789	203	227	188	88	46	26	10	1				
62321	Residential mental retardation facilities .....	11 300	50 858	205 861	550	155	180	128	36	30	13	7	1				
623210	Residential mental retardation facilities .....	11 300	50 858	205 861	550	155	180	128	36	30	13	7	1				
62322	Residential mental health, subst abuse fac .....	6 797	38 718	169 723	239	48	47	60	52	16	13	3					
623220	Residential mental health, subst abuse fac .....	6 797	38 718	169 723	239	48	47	60	52	16	13	3					
6233	Community care facilities for the elderly .....	42 241	192 984	751 644	1 134	469	130	115	188	115	84	30	3				
62331	Community care facilities for the elderly .....	42 241	192 984	751 644	1 134	469	130	115	188	115	84	30	3				
623311	Continuing care retirement communities .....	24 694	123 247	497 172	293	72	26	26	53	34	52	27	3				
623312	Homes for the elderly .....	17 547	69 737	254 472	841	397	104	89	135	81	32	3					
6239	Other residential care facilities .....	6 336	34 358	139 429	249	70	44	49	52	21	10	3					
62399	Other residential care facilities .....	6 336	34 358	139 429	249	70	44	49	52	21	10	3					
623990	Other residential care facilities .....	6 336	34 358	139 429	249	70	44	49	52	21	10	3					
624	Social assistance .....	95 279	389 526	1 763 983	6 741	2 784	1 439	1 368	853	175	104	12	4	2			
6241	Individual & family services .....	34 997	174 687	742 143	2 285	1 240	367	281	249	85	50	9	3	1			
62411	Child & youth services .....	8 336	44 218	190 924	402	158	91	58	60	16	14	5					
624110	Child & youth services .....	8 336	44 218	190 924	402	158	91	58	60	16	14	5					
62412	Services for elderly & disabled persons .....	11 098	48 389	204 810	597	273	90	94	79	36	22	2	1				
624120	Services for elderly & disabled persons .....	11 098	48 389	204 810	597	273	90	94	79	36	22	2	1				
62419	Other individual & family services .....	15 563	82 080	346 409	1 286	809	186	129	110	33	14	2	2	1			
624190	Other individual & family services .....	15 563	82 080	346 409	1 286	809	186	129	110	33	14	2	2	1			
6242	Community, emergency & other relief services .....	6 046	34 106	140 553	452	207	79	84	58	18	6						
62421	Community food services .....	1 213	4 907	18 750	113	68	13	17	11	3	1						
624210	Community food services .....	1 213	4 907	18 750	113	68	13	17	11	3	1						
62422	Community housing services .....	4 167	25 143	104 728	265	97	57	54	39	13	5						
624221	Temporary shelters .....	2 687	14 821	63 370	134	42	23	29	27	9	4						
624229	Other community housing services .....	1 480	10 322	41 358	131	55	34	25	12	4	1						
62423	Emergency & other relief services .....	666	4 056	17 075	74	42	9	13	8	2							
624230	Emergency & other relief services .....	666	4 056	17 075	74	42	9	13	8	2							
6243	Vocational rehabilitation services .....	12 279	43 484	303 635	308	118	61	26	43	27	29	2	1	1			
62431	Vocational rehabilitation services .....	12 279	43 484	303 635	308	118	61	26	43	27	29	2	1	1			
624310	Vocational rehabilitation services .....	12 279	43 484	303 635	308	118	61	26	43	27	29	2	1	1			



**Table 2. The State—Employees, Payroll, and Establishments by Industry: 2003—Con.**

[Excludes most government employees, railroad employees, and self-employed persons. Size class 1 to 4 includes establishments with payroll, but no employees, during mid-March pay period. (D) denotes figures withheld to avoid disclosing data for individual companies; the data are included in broader industry totals. For explanation of terms, abbreviations, and data reliability/comparability, see introductory text]

NAICS code	Industry	Number of employees for week including March 12	Payroll (\$1,000)		Total number of establishments	Number of establishments by employment-size class											
			First quarter	Annual		1 to 4	5 to 9	10 to 19	20 to 49	50 to 99	100 to 249	250 to 499	500 to 999	1,000 or more			
<b>62</b>	<b>Health care and social assistance—Con.</b>																
624	Social assistance—Con.																
6244	Child day care services	41 957	137 249	577 652	3 696	1 219	932	977	503	45	19	1	—	—	—	—	—
62441	Child day care services	41 957	137 249	577 652	3 696	1 219	932	977	503	45	19	1	—	—	—	—	—
624410	Child day care services	41 957	137 249	577 652	3 696	1 219	932	977	503	45	19	1	—	—	—	—	—
<b>71</b>	<b>Arts, entertainment &amp; recreation</b>	<b>144 123</b>	<b>781 266</b>	<b>3 259 487</b>	<b>6 573</b>	<b>3 916</b>	<b>848</b>	<b>610</b>	<b>627</b>	<b>320</b>	<b>195</b>	<b>40</b>	<b>10</b>	<b>7</b>			
711	Performing arts, spectator sports & related industries	25 969	267 032	1 215 131	2 411	1 897	227	110	74	38	45	15	5	—	—	—	—
7111	Performing arts companies	5 713	30 567	121 007	545	395	61	32	26	16	14	1	—	—	—	—	—
71111	Theater companies & dinner theaters	3 152	14 346	55 422	191	120	23	16	14	10	7	1	—	—	—	—	—
711110	Theater companies & dinner theaters	3 152	14 346	55 422	191	120	23	16	14	10	7	1	—	—	—	—	—
71112	Dance companies	379	2 177	7 864	25	14	5	2	1	2	1	—	—	—	—	—	—
711120	Dance companies	379	2 177	7 864	25	14	5	2	1	2	1	—	—	—	—	—	—
71113	Musical groups & artists	1 425	9 812	38 758	276	223	29	9	8	4	3	—	—	—	—	—	—
711130	Musical groups & artists	1 425	9 812	38 758	276	223	29	9	8	4	3	—	—	—	—	—	—
71119	Other performing arts companies	757	4 232	18 963	53	38	4	5	3	—	3	—	—	—	—	—	—
711190	Other performing arts companies	757	4 232	18 963	53	38	4	5	3	—	3	—	—	—	—	—	—
7112	Spectator sports	10 849	182 061	858 383	395	255	50	32	15	11	21	7	4	—	—	—	—
71121	Spectator sports	10 849	182 061	858 383	395	255	50	32	15	11	21	7	4	—	—	—	—
711211	Sports teams and clubs	3 838	142 612	699 565	52	23	5	2	3	5	9	5	—	—	—	—	—
711212	Racetracks	5 729	30 140	102 103	40	6	1	6	4	6	11	2	4	—	—	—	—
711219	Other spectator sports	1 282	9 309	56 715	303	226	44	24	8	—	1	—	—	—	—	—	—
7113	Promoters of entertainment events	6 942	33 251	126 373	363	255	35	28	19	9	9	7	1	—	—	—	—
71131	Promoters of entertainment events with facility	4 681	19 896	73 665	111	64	11	9	8	6	6	6	1	—	—	—	—
711310	Promoters of entertainment events with facility	4 681	19 896	73 665	111	64	11	9	8	6	6	6	1	—	—	—	—
71132	Promoters of entertainment events without facility	2 261	13 355	52 708	252	191	24	19	11	3	3	1	—	—	—	—	—
711320	Promoters of entertainment events without facility	2 261	13 355	52 708	252	191	24	19	11	3	3	1	—	—	—	—	—
7114	Agents, managers for artists & other public figures	585	5 038	24 860	245	216	20	5	4	—	—	—	—	—	—	—	—
71141	Agents, managers for artists & other public figures	585	5 038	24 860	245	216	20	5	4	—	—	—	—	—	—	—	—
711410	Agents, managers for artists & other public figures	585	5 038	24 860	245	216	20	5	4	—	—	—	—	—	—	—	—
7115	Independent artists, writers & performers	1 880	16 115	84 508	863	776	61	13	10	2	1	—	—	—	—	—	—
71151	Independent artists, writers & performers	1 880	16 115	84 508	863	776	61	13	10	2	1	—	—	—	—	—	—
711510	Independent artists, writers & performers	1 880	16 115	84 508	863	776	61	13	10	2	1	—	—	—	—	—	—
712	Museums, historical sites & like institutions	5 972	30 206	119 373	306	140	66	35	39	13	11	1	1	—	—	—	—
7121	Museums, historical sites & like institutions	5 972	30 206	119 373	306	140	66	35	39	13	11	1	1	—	—	—	—
71211	Museums	2 887	14 688	59 882	206	101	48	22	23	7	4	1	—	—	—	—	—
712110	Museums	2 887	14 688	59 882	206	101	48	22	23	7	4	1	—	—	—	—	—
71212	Historical sites	315	2 388	9 977	17	7	3	2	4	—	1	—	—	—	—	—	—
712120	Historical sites	315	2 388	9 977	17	7	3	2	4	—	1	—	—	—	—	—	—
71213	Zoos & botanical gardens	2 256	10 035	36 995	46	16	8	4	7	5	5	—	1	—	—	—	—
712130	Zoos & botanical gardens	2 256	10 035	36 995	46	16	8	4	7	5	5	—	1	—	—	—	—
71219	Nature parks & other similar institutions	514	3 095	12 519	37	16	7	7	5	1	1	—	—	—	—	—	—
712190	Nature parks & other similar institutions	514	3 095	12 519	37	16	7	7	5	1	1	—	—	—	—	—	—
713	Amusement, gambling & recreation industries	112 182	484 028	1 924 983	3 856	1 879	555	465	514	269	139	24	4	7			
7131	Amusement parks & arcades	38 967	159 807	648 751	168	71	27	16	22	15	6	4	—	7			
71311	Amusement & theme parks	37 083	153 998	620 980	54	18	6	4	8	3	4	4	—	—	—	—	—
713110	Amusement & theme parks	37 083	153 998	620 980	54	18	6	4	8	3	4	4	—	—	—	—	—
71312	Amusement arcades	1 884	5 809	27 771	114	53	21	12	14	12	2	—	—	—	—	—	—
713120	Amusement arcades	1 884	5 809	27 771	114	53	21	12	14	12	2	—	—	—	—	—	—
7132	Gambling industries	5 079	24 887	108 508	78	32	8	10	7	4	9	6	2	—	—	—	—
71321	Casinos (except hotel casinos)	2 408	12 595	53 620	21	5	2	1	1	1	7	4	—	—	—	—	—
713210	Casinos (except hotel casinos)	2 408	12 595	53 620	21	5	2	1	1	1	7	4	—	—	—	—	—
71329	Other gambling industries	2 671	12 292	54 888	57	27	6	9	6	3	2	2	2	—	—	—	—
713290	Other gambling industries	2 671	12 292	54 888	57	27	6	9	6	3	2	2	2	—	—	—	—
7139	Other amusement & recreation industries	68 136	299 334	1 167 724	3 610	1 776	520	439	485	250	124	14	2	—	—	—	—
71391	Golf courses & country clubs	34 262	182 237	677 572	619	103	42	60	171	141	90	10	2	—	—	—	—
713910	Golf courses & country clubs	34 262	182 237	677 572	619	103	42	60	171	141	90	10	2	—	—	—	—
71392	Skiing facilities	5	26	171	4	4	—	—	—	—	—	—	—	—	—	—	—
713920	Skiing facilities	5	26	171	4	4	—	—	—	—	—	—	—	—	—	—	—
71393	Marinas	5 079	26 440	111 324	528	298	108	67	33	18	4	—	—	—	—	—	—
713930	Marinas	5 079	26 440	111 324	528	298	108	67	33	18	4	—	—	—	—	—	—
71394	Fitness & recreational sports centers	21 322	61 859	255 828	1 473	766	221	193	187	73	29	4	—	—	—	—	—
713940	Fitness & recreational sports centers	21 322	61 859	255 828	1 473	766	221	193	187	73	29	4	—	—	—	—	—
71395	Bowling centers	2 737	9 234	35 623	132	15	13	40	57	7	—	—	—	—	—	—	—
713950	Bowling centers	2 737	9 234	35 623	132	15	13	40	57	7	—	—	—	—	—	—	—
71399	All other amusement & recreation industries	4 731	19 538	87 206	854	590	136	79	37	11	1	—	—	—	—	—	—
713990	All other amusement & recreation industries	4 731	19 538	87 206	854	590	136	79	37	11	1	—	—	—	—	—	—
<b>72</b>	<b>Accommodation &amp; food services</b>	<b>654 938</b>	<b>2 192 013</b>	<b>8 780 095</b>	<b>30 970</b>	<b>11 261</b>	<b>4 913</b>	<b>5 178</b>	<b>6 445</b>	<b>2 329</b>	<b>703</b>	<b>88</b>	<b>41</b>	<b>12</b>			
721	Accommodation	142 053	678 191	2 686 335	3 786	1 496	547	580	664	217	174	60	36	12			
7211	Traveler accommodation	138 375	664 063	2 630 910	3 318	1 219	441	528	639	211	173	59	36	12			
72111	Hotels (exc casino hotels) & motels	137 452	660 712	2 617 468	3 150	1 108	410	508	634	211	172	59	36	12			
721110	Hotels (exc casino hotels) & motels	137 452	660 712	2 617 468	3 150	1 108	410	508	634	211	172	59	36	12			
72112	Casino hotels	(B)	(D)	(D)	4	2	1	—	1	—	—	—	—	—	—	—	—
721120	Casino hotels	(B)	(D)	(D)	4	2	1	—	1	—	—	—	—	—	—	—	—
72119	Other traveler accommodation	(F															

**Table 2. The State—Employees, Payroll, and Establishments by Industry: 2003—Con.**

[Excludes most government employees, railroad employees, and self-employed persons. Size class 1 to 4 includes establishments with payroll, but no employees, during mid-March pay period. (D) denotes figures withheld to avoid disclosing data for individual companies; the data are included in broader industry totals. For explanation of terms, abbreviations, and data reliability/comparability, see introductory text.]

NAICS code	Industry	Number of employees for week including March 12	Payroll (\$1,000)		Total number of establishments	Number of establishments by employment-size class											
			First quarter	Annual		1 to 4	5 to 9	10 to 19	20 to 49	50 to 99	100 to 249	250 to 499	500 to 999	1,000 or more			
<b>72</b>	<b>Accommodation &amp; food services—Con.</b>																
721	Accommodation—Con.																
7212	RV parks & recreational camps .....	3 214	12 902	51 072	378	224	85	39	22	6	1	1	—	—	—	—	—
72121	RV parks & recreational camps .....	3 214	12 902	51 072	378	224	85	39	22	6	1	1	—	—	—	—	—
721211	RV parks & campgrounds .....	2 470	9 662	36 327	281	160	68	30	17	5	—	1	—	—	—	—	—
721214	Recreational, vacation camps (exc campgrounds) .....	744	3 240	14 745	97	64	17	9	5	1	1	—	—	—	—	—	—
7213	Rooming & boarding houses .....	464	1 226	4 353	90	53	21	13	3	—	—	—	—	—	—	—	—
72131	Rooming & boarding houses .....	464	1 226	4 353	90	53	21	13	3	—	—	—	—	—	—	—	—
721310	Rooming & boarding houses .....	464	1 226	4 353	90	53	21	13	3	—	—	—	—	—	—	—	—
722	Food services & drinking places .....	512 885	1 513 822	6 093 760	27 184	9 765	4 366	4 598	5 781	2 112	529	28	5	—	—	—	—
7221	Full-service restaurants .....	281 139	909 133	3 603 524	12 107	4 121	1 950	1 862	2 221	1 507	432	12	2	—	—	—	—
72211	Full-service restaurants .....	281 139	909 133	3 603 524	12 107	4 121	1 950	1 862	2 221	1 507	432	12	2	—	—	—	—
722110	Full-service restaurants .....	281 139	909 133	3 603 524	12 107	4 121	1 950	1 862	2 221	1 507	432	12	2	—	—	—	—
7222	Limited-service eating places .....	190 739	472 154	1 953 454	11 889	3 996	1 752	2 333	3 256	489	58	4	1	—	—	—	—
72221	Limited-service eating places .....	190 739	472 154	1 953 454	11 889	3 996	1 752	2 333	3 256	489	58	4	1	—	—	—	—
722211	Limited-service restaurants .....	167 082	411 585	1 700 436	9 696	3 020	1 278	1 892	3 041	410	50	4	1	—	—	—	—
722212	Cafeterias .....	9 558	26 857	108 446	599	305	95	50	83	59	7	—	—	—	—	—	—
722213	Snack & nonalcoholic beverage bars .....	14 099	33 712	144 572	1 594	671	379	391	132	20	1	—	—	—	—	—	—
7223	Special food services .....	23 461	84 288	340 403	1 324	630	258	182	150	63	28	11	2	—	—	—	—
72231	Food service contractors .....	18 442	70 512	285 249	707	252	159	110	95	54	24	11	2	—	—	—	—
722310	Food service contractors .....	18 442	70 512	285 249	707	252	159	110	95	54	24	11	2	—	—	—	—
72232	Caterers .....	4 283	11 825	47 047	451	253	80	58	47	9	4	—	—	—	—	—	—
722320	Caterers .....	4 283	11 825	47 047	451	253	80	58	47	9	4	—	—	—	—	—	—
72233	Mobile food services .....	736	1 951	8 107	166	125	19	14	8	—	—	—	—	—	—	—	—
722330	Mobile food services .....	736	1 951	8 107	166	125	19	14	8	—	—	—	—	—	—	—	—
7224	Drinking places (alcoholic beverages) .....	17 546	48 247	196 379	1 864	1 018	406	221	154	53	11	1	—	—	—	—	—
72241	Drinking places (alcoholic beverages) .....	17 546	48 247	196 379	1 864	1 018	406	221	154	53	11	1	—	—	—	—	—
722410	Drinking places (alcoholic beverages) ..	17 546	48 247	196 379	1 864	1 018	406	221	154	53	11	1	—	—	—	—	—
<b>81</b>	<b>Other services (except public administration)</b> .....	<b>301 360</b>	<b>1 468 913</b>	<b>6 072 811</b>	<b>43 213</b>	<b>28 258</b>	<b>7 912</b>	<b>4 313</b>	<b>2 047</b>	<b>464</b>	<b>186</b>	<b>24</b>	<b>4</b>	<b>5</b>			
811	Repair & maintenance .....	68 059	417 863	1 742 260	14 361	10 358	2 508	989	415	58	30	3	—	—	—	—	—
8111	Automotive repair & maintenance .....	44 073	247 377	1 026 473	9 340	6 498	1 839	686	273	32	12	—	—	—	—	—	—
81111	Automotive mechanical & electrical R&M ..	21 633	129 556	532 297	5 726	4 266	1 101	275	71	9	4	—	—	—	—	—	—
811111	General automotive repair .....	17 505	105 877	433 485	4 707	3 534	882	226	54	8	3	—	—	—	—	—	—
811112	Automotive exhaust system repair .....	528	2 691	10 874	150	110	34	4	2	—	—	—	—	—	—	—	—
811113	Automotive transmission repair .....	1 765	10 981	45 104	413	282	99	24	7	1	—	—	—	—	—	—	—
811118	Other automotive mechanical & electrical R&M .....	1 835	10 097	42 834	456	340	86	21	8	—	1	—	—	—	—	—	—
81112	Automotive body, paint, interior & glass repair .....	11 551	77 974	324 495	2 225	1 435	440	257	89	2	2	—	—	—	—	—	—
811121	Automotive body, paint & interior R&M ..	10 183	68 492	284 741	1 857	1 174	361	233	85	2	—	—	—	—	—	—	—
811122	Automotive glass replacement shops .....	1 388	9 482	39 754	368	261	79	24	4	—	—	—	—	—	—	—	—
81119	Other automotive R&M .....	10 889	39 847	169 681	1 389	797	298	154	113	21	6	—	—	—	—	—	—
811191	Automotive oil change & lubrication shops .....	3 153	13 324	56 003	430	146	178	88	18	—	—	—	—	—	—	—	—
811192	Car washes .....	7 094	22 999	97 716	755	489	88	58	93	21	6	—	—	—	—	—	—
811198	All other automotive R&M .....	642	3 524	15 962	204	162	32	8	2	—	—	—	—	—	—	—	—
8112	Electronic & precision equipment R&M .....	6 561	52 882	220 263	1 096	795	155	80	51	9	5	1	—	—	—	—	—
81121	Electronic & precision equipment R&M .....	6 561	52 882	220 263	1 096	795	155	80	51	9	5	1	—	—	—	—	—
811211	Consumer electronics R&M .....	1 139	7 516	29 765	269	217	30	13	6	2	1	—	—	—	—	—	—
811212	Computer & office machine R&M .....	2 212	18 533	73 092	439	333	57	32	11	4	2	—	—	—	—	—	—
811213	Communication equipment R&M .....	1 469	10 073	43 084	148	85	29	15	18	—	—	1	—	—	—	—	—
811219	Other electronic & precision equipment R&M .....	1 741	16 760	74 322	240	160	39	20	16	3	2	—	—	—	—	—	—
8113	Commercial equipment (exc auto & elec) R&M .....	7 309	55 584	236 989	1 405	994	221	130	48	10	1	1	—	—	—	—	—
81131	Commercial equipment (exc auto & elec) R&M .....	7 309	55 584	236 989	1 405	994	221	130	48	10	1	1	—	—	—	—	—
811310	Commercial equipment (exc auto & elec) R&M .....	7 309	55 584	236 989	1 405	994	221	130	48	10	1	1	—	—	—	—	—
8114	Personal & household goods R&M .....	10 116	62 020	258 535	2 520	2 071	293	93	43	7	12	1	—	—	—	—	—
81141	Home, garden equipment & appliance R&M .....	4 639	32 362	131 124	673	513	92	33	20	2	12	1	—	—	—	—	—
811411	Home & garden equipment R&M .....	402	1 920	8 045	138	116	15	6	1	—	—	—	—	—	—	—	—
811412	Appliance repair & maintenance .....	4 237	30 442	123 079	535	397	77	27	19	2	12	1	—	—	—	—	—
81142	Reupholstery & furniture repair .....	1 162	4 895	20 183	458	394	55	8	1	—	—	—	—	—	—	—	—
811420	Reupholstery & furniture repair .....	1 162	4 895	20 183	458	394	55	8	1	—	—	—	—	—	—	—	—
81143	Footwear & leather goods repair .....	174	672	2 719	90	82	7	1	—	—	—	—	—	—	—	—	—
811430	Footwear & leather goods repair .....	174	672	2 719	90	82	7	1	—	—	—	—	—	—	—	—	—
81149	Other personal & household goods R&M ..	4 141	24 091	104 509	1 299	1 082	139	51	22	5	—	—	—	—	—	—	—
811490	Other personal & household goods R&M ..	4 141	24 091	104 509	1 299	1 082	139	51	22	5	—	—	—	—	—	—	—
812	Personal & laundry services .....	79 213	328 515	1 342 323	13 473	8 978	2 397	1 467	482	99	45	2	3	—	—	—	—
8121	Personal care services .....	35 976	142 217	570 618	7 122	4 664	1 373	833	218	29	5	—	—	—	—	—	—
81211	Hair, nail & skin care services .....	31 528	125 610	498 661	6 202	4 015	1 201	764	194	27	1	—	—	—	—	—	—
812111	Barber shops .....	562	1 974	8 264	216	187	11	15	3	—	—	—	—	—	—	—	—
812112	Beauty shops .....	29 611	119 653	473 910	5 584	3 491	1 151	731	187	23	1	—	—	—	—	—	—
812113	Nail salons .....	1 355	3 983	16 487	402	337	39	18	4	4	—	—	—	—	—	—	—
81219	Other personal care services .....	4 448	16 607	71 957	920	649	172	69	24	2	4	—	—	—	—	—	—
812191	Diet & weight reducing centers .....	2 030	8 860	37 827	236	117	67	38	10	4	—	—	—	—	—	—	—
812199	Other personal care services .....	2 418	7 747	34 130													

**Table 2. The State—Employees, Payroll, and Establishments by Industry: 2003—Con.**

[Excludes most government employees, railroad employees, and self-employed persons. Size class 1 to 4 includes establishments with payroll, but no employees, during mid-March pay period. (D) denotes figures withheld to avoid disclosing data for individual companies; the data are included in broader industry totals. For explanation of terms, abbreviations, and data reliability/comparability, see introductory text.]

NAICS code	Industry	Number of employees for week including March 12	Payroll (\$1,000)		Total number of establishments	Number of establishments by employment-size class										
			First quarter	Annual		1 to 4	5 to 9	10 to 19	20 to 49	50 to 99	100 to 249	250 to 499	500 to 999	1,000 or more		
<b>81</b>	<b>Other services (except public administration)—Con.</b>															
812	Personal & laundry services—Con.															
8123	Drycleaning & laundry services .....	19 763	82 763	350 704	2 555	1 653	462	266	114	34	24	1	1	—	—	—
81231	Coin-operated laundries & drycleaners ...	2 721	8 055	33 548	818	655	116	36	11	—	—	—	—	—	—	—
812310	Coin-operated laundries & drycleaners .	2 721	8 055	33 548	818	655	116	36	11	—	—	—	—	—	—	—
81232	Drycleaning & laundry services (exc coin-op) .....	11 158	40 226	164 200	1 618	969	334	212	84	16	2	—	1	—	—	—
812320	Drycleaning & laundry services (exc coin-op) .....	11 158	40 226	164 200	1 618	969	334	212	84	16	2	—	1	—	—	—
81233	Linen & uniform supply .....	5 884	34 482	152 956	119	29	12	18	19	18	22	1	—	—	—	—
812331	Linen supply .....	2 334	10 939	54 558	55	17	8	9	5	5	10	1	—	—	—	—
812332	Industrial launderers .....	3 550	23 543	98 398	64	12	4	9	14	13	12	—	—	—	—	—
8129	Other personal services .....	15 480	59 964	244 296	2 925	2 310	334	160	75	28	15	1	2	—	—	—
81291	Pet care (except veterinary) services .....	1 929	5 882	25 941	606	482	89	26	8	1	—	—	—	—	—	—
812910	Pet care (except veterinary) services ....	1 929	5 882	25 941	606	482	89	26	8	1	—	—	—	—	—	—
81292	Photofinishing .....	1 695	11 253	39 501	228	161	39	14	9	2	3	—	—	—	—	—
812921	Photofinishing laboratories (except one-hour) .....	1 251	9 323	32 441	104	58	25	10	6	2	3	—	—	—	—	—
812922	One-hour photofinishing .....	444	1 930	7 060	124	103	14	4	3	—	—	—	—	—	—	—
81293	Parking lots & garages .....	5 523	14 564	62 176	457	268	73	63	31	13	7	1	1	—	—	—
812930	Parking lots & garages .....	5 523	14 564	62 176	457	268	73	63	31	13	7	1	1	—	—	—
81299	All other personal services .....	6 333	28 265	116 678	1 634	1 399	133	57	27	12	5	—	1	—	—	—
812990	All other personal services .....	6 333	28 265	116 678	1 634	1 399	133	57	27	12	5	—	1	—	—	—
<b>813</b>	<b>Religious, grantmaking, civic, prof &amp; like organizations</b> .....	<b>154 088</b>	<b>722 535</b>	<b>2 988 228</b>	<b>15 379</b>	<b>8 922</b>	<b>3 007</b>	<b>1 857</b>	<b>1 150</b>	<b>307</b>	<b>111</b>	<b>19</b>	<b>1</b>	<b>5</b>	<b>—</b>	<b>—</b>
8131	Religious organizations .....	97 239	382 127	1 562 227	7 889	4 110	1 702	1 053	735	203	71	9	1	5	—	—
81311	Religious organizations .....	97 239	382 127	1 562 227	7 889	4 110	1 702	1 053	735	203	71	9	1	5	—	—
813110	Religious organizations .....	97 239	382 127	1 562 227	7 889	4 110	1 702	1 053	735	203	71	9	1	5	—	—
8132	Grantmaking & giving services .....	6 423	53 198	215 728	727	459	124	79	41	17	6	1	—	—	—	—
81321	Grantmaking & giving services .....	6 423	53 198	215 728	727	459	124	79	41	17	6	1	—	—	—	—
813211	Grantmaking foundations .....	1 935	16 691	67 356	376	283	49	28	10	4	2	—	—	—	—	—
813212	Voluntary health organizations .....	2 538	21 696	87 609	229	110	55	35	22	6	—	1	—	—	—	—
813219	Other grantmaking & giving services ...	1 950	14 811	60 763	122	66	20	16	9	7	4	—	—	—	—	—
8133	Social advocacy organizations .....	3 636	21 839	93 237	481	313	67	59	31	9	2	—	—	—	—	—
81331	Social advocacy organizations .....	3 636	21 839	93 237	481	313	67	59	31	9	2	—	—	—	—	—
813311	Human rights organizations .....	429	3 504	14 842	73	44	14	11	4	—	—	—	—	—	—	—
813312	Environment & wildlife organizations ...	1 495	8 781	38 415	179	110	21	25	18	5	—	—	—	—	—	—
813319	Other social advocacy organizations ...	1 712	9 554	39 980	229	159	32	23	9	4	2	—	—	—	—	—
8134	Civic & social organizations .....	11 571	41 101	171 122	1 298	706	321	159	76	23	12	1	—	—	—	—
81341	Civic & social organizations .....	11 571	41 101	171 122	1 298	706	321	159	76	23	12	1	—	—	—	—
813410	Civic & social organizations .....	11 571	41 101	171 122	1 298	706	321	159	76	23	12	1	—	—	—	—
8139	Business, labor, political, like organizations ..	35 219	224 270	945 914	4 984	3 334	793	507	267	55	20	8	—	—	—	—
81391	Business associations .....	3 999	35 226	151 022	744	519	125	57	36	6	1	—	—	—	—	—
813910	Business associations .....	3 999	35 226	151 022	744	519	125	57	36	6	1	—	—	—	—	—
81392	Professional organizations .....	2 289	24 540	107 094	423	305	70	33	8	4	3	—	—	—	—	—
813920	Professional organizations .....	2 289	24 540	107 094	423	305	70	33	8	4	3	—	—	—	—	—
81393	Labor unions & similar labor organizations .....	4 768	21 086	87 159	521	254	118	101	37	9	1	1	—	—	—	—
813930	Labor unions & similar labor organizations .....	4 768	21 086	87 159	521	254	118	101	37	9	1	1	—	—	—	—
81394	Political organizations .....	454	2 218	11 110	95	79	8	4	1	3	—	—	—	—	—	—
813940	Political organizations .....	454	2 218	11 110	95	79	8	4	1	3	—	—	—	—	—	—
81399	Oth similar organizations (exc business, prof, labor, pol) .....	23 729	141 200	589 529	3 201	2 177	472	312	185	33	15	7	—	—	—	—
813990	Oth similar organizations (exc business, prof, labor, pol) .....	23 729	141 200	589 529	3 201	2 177	472	312	185	33	15	7	—	—	—	—
<b>99</b>	<b>Unclassified establishments</b> .....	<b>2 004</b>	<b>7 664</b>	<b>35 514</b>	<b>1 493</b>	<b>1 375</b>	<b>88</b>	<b>21</b>	<b>9</b>	<b>—</b>	<b>—</b>	<b>—</b>	<b>—</b>	<b>—</b>	<b>—</b>	<b>—</b>

Note: Employment-size classes are indicated as follows: A—0 to 19; B—20 to 99; C—100 to 249; E—250 to 499; F—500 to 999; G—1,000 to 2,499; H—2,500 to 4,999; I—5,000 to 9,999; J—10,000 to 24,999; K—25,000 to 49,999; L—50,000 to 99,999; M—100,000 or more.

**Table 3. The State—Employees and Annual Payroll by Employment-Size Class: 2003**

[Excludes most government employees, railroad employees, and self-employed persons. Size class 1 to 4 includes establishments with payroll, but no employees, during mid-March pay period. (D) denotes figures withheld to avoid disclosing data for individual companies; the data are included in broader industry totals. For explanation of terms, abbreviations, and data reliability/comparability, see introductory text]

NAICS code	Major group	Total	Employment-size class								
			1 to 4	5 to 9	10 to 19	20 to 49	50 to 99	100 to 249	250 to 499	500 to 999	1,000 or more
	<b>Total number of employees ..</b>	<b>6 549 488</b>	<b>442 256</b>	<b>529 711</b>	<b>673 236</b>	<b>1 003 741</b>	<b>803 727</b>	<b>1 036 802</b>	<b>502 233</b>	<b>393 076</b>	<b>1 164 706</b>
	<b>Total payroll, annual (\$1,000) .....</b>	<b>202 370 528</b>	<b>15 535 769</b>	<b>15 134 497</b>	<b>19 518 358</b>	<b>29 039 136</b>	<b>23 632 940</b>	<b>31 351 528</b>	<b>17 361 652</b>	<b>13 451 385</b>	<b>37 345 263</b>
<b>11</b>	<b>FORESTRY, FISHING, HUNTING, AND AGRICULTURE SUPPORT</b>										
	<b>Number of employees .....</b>	<b>14 218</b>	<b>1 172</b>	<b>1 297</b>	<b>1 466</b>	<b>(D)</b>	<b>2 265</b>	<b>2 727</b>	<b>(D)</b>	<b>(D)</b>	<b>(D)</b>
	<b>Payroll, annual (\$1,000) .....</b>	<b>292 406</b>	<b>32 910</b>	<b>35 052</b>	<b>38 424</b>	<b>(D)</b>	<b>37 186</b>	<b>63 914</b>	<b>(D)</b>	<b>(D)</b>	<b>(D)</b>
113	Forestry and logging										
	Number of employees .....	3 661	(D)	614	(D)	(D)	(D)	(D)	—	(D)	—
	Payroll, annual (\$1,000) .....	113 124	(D)	18 176	(D)	(D)	(D)	(D)	—	(D)	—
114	Fishing, hunting & trapping										
	Number of employees .....	369	(D)	(D)	(D)	(D)	—	—	—	—	—
	Payroll, annual (\$1,000) .....	8 189	(D)	(D)	(D)	(D)	—	—	—	—	—
115	Agriculture & forestry support activities										
	Number of employees .....	10 188	(D)	(D)	(D)	763	(D)	(D)	(D)	(D)	(D)
	Payroll, annual (\$1,000) .....	171 093	(D)	(D)	(D)	17 440	(D)	(D)	(D)	(D)	(D)
<b>21</b>	<b>MINING</b>										
	<b>Number of employees .....</b>	<b>6 225</b>	<b>244</b>	<b>(D)</b>	<b>478</b>	<b>(D)</b>	<b>808</b>	<b>1 784</b>	<b>(D)</b>	<b>—</b>	<b>(D)</b>
	<b>Payroll, annual (\$1,000) .....</b>	<b>300 264</b>	<b>10 487</b>	<b>(D)</b>	<b>18 859</b>	<b>(D)</b>	<b>39 382</b>	<b>97 722</b>	<b>(D)</b>	<b>—</b>	<b>(D)</b>
211	Oil & gas extraction										
	Number of employees .....	143	(D)	—	(D)	—	(D)	—	—	—	—
	Payroll, annual (\$1,000) .....	7 693	(D)	—	(D)	—	(D)	—	—	—	—
212	Mining (except oil & gas)										
	Number of employees .....	5 760	99	(D)	(D)	(D)	(D)	1 784	(D)	—	(D)
	Payroll, annual (\$1,000) .....	277 172	4 290	(D)	(D)	(D)	(D)	97 722	(D)	—	(D)
213	Mining support activities										
	Number of employees .....	322	(D)	(D)	(D)	(D)	—	—	—	—	—
	Payroll, annual (\$1,000) .....	15 399	(D)	(D)	(D)	(D)	—	—	—	—	—
<b>22</b>	<b>UTILITIES</b>										
	<b>Number of employees .....</b>	<b>31 742</b>	<b>565</b>	<b>911</b>	<b>1 044</b>	<b>2 831</b>	<b>4 134</b>	<b>6 930</b>	<b>(D)</b>	<b>(D)</b>	<b>(D)</b>
	<b>Payroll, annual (\$1,000) .....</b>	<b>1 819 466</b>	<b>25 312</b>	<b>37 794</b>	<b>48 589</b>	<b>142 451</b>	<b>236 668</b>	<b>410 512</b>	<b>(D)</b>	<b>(D)</b>	<b>(D)</b>
221	Utilities										
	Number of employees .....	31 742	565	911	1 044	2 831	4 134	6 930	(D)	(D)	(D)
	Payroll, annual (\$1,000) .....	1 819 466	25 312	37 794	48 589	142 451	236 668	410 512	(D)	(D)	(D)
<b>23</b>	<b>CONSTRUCTION</b>										
	<b>Number of employees .....</b>	<b>403 621</b>	<b>42 750</b>	<b>43 367</b>	<b>58 263</b>	<b>86 165</b>	<b>64 023</b>	<b>59 983</b>	<b>20 330</b>	<b>14 252</b>	<b>14 488</b>
	<b>Payroll, annual (\$1,000) .....</b>	<b>13 676 214</b>	<b>1 348 392</b>	<b>1 176 419</b>	<b>1 747 059</b>	<b>2 875 810</b>	<b>2 327 476</b>	<b>2 394 429</b>	<b>814 675</b>	<b>515 438</b>	<b>476 516</b>
236	Construction of Buildings										
	Number of employees .....	89 324	11 423	10 426	12 815	16 421	10 078	13 562	4 633	(D)	(D)
	Payroll, annual (\$1,000) .....	3 821 791	418 114	350 337	484 925	724 101	504 170	735 914	274 612	(D)	(D)
237	Heavy and Civil Engineering Construction										
	Number of employees .....	55 549	2 694	3 102	4 943	10 649	9 491	11 948	5 230	(D)	(D)
	Payroll, annual (\$1,000) .....	2 064 863	113 844	101 718	169 201	386 057	353 162	505 835	176 590	(D)	(D)
238	Specialty Trade Contractors										
	Number of employees .....	258 748	28 633	29 839	40 505	59 095	44 454	34 473	10 467	6 906	4 376
	Payroll, annual (\$1,000) .....	7 789 560	816 434	724 364	1 092 933	1 765 652	1 470 144	1 152 680	363 473	264 678	139 202
<b>31-33</b>	<b>MANUFACTURING</b>										
	<b>Number of employees .....</b>	<b>369 754</b>	<b>12 367</b>	<b>17 281</b>	<b>28 105</b>	<b>51 872</b>	<b>51 548</b>	<b>77 987</b>	<b>51 947</b>	<b>33 425</b>	<b>45 222</b>
	<b>Payroll, annual (\$1,000) .....</b>	<b>14 044 609</b>	<b>373 547</b>	<b>463 719</b>	<b>836 390</b>	<b>1 682 687</b>	<b>1 710 636</b>	<b>2 947 292</b>	<b>1 897 989</b>	<b>1 399 925</b>	<b>2 732 424</b>
311	Food mfg										
	Number of employees .....	34 331	775	1 072	1 873	3 136	4 165	7 071	7 344	4 663	4 232
	Payroll, annual (\$1,000) .....	1 229 784	21 011	17 741	36 807	75 597	122 363	306 775	290 203	161 342	197 945
312	Beverage & tobacco product mfg										
	Number of employees .....	6 996	(D)	(D)	(D)	560	565	2 361	861	(D)	(D)
	Payroll, annual (\$1,000) .....	283 065	(D)	(D)	(D)	17 333	19 734	98 015	35 284	(D)	(D)
313	Textile mills										
	Number of employees .....	1 459	(D)	190	(D)	251	407	(D)	—	—	—
	Payroll, annual (\$1,000) .....	40 151	(D)	4 393	(D)	5 630	15 052	(D)	—	—	—
314	Textile product mills										
	Number of employees .....	5 506	(D)	607	769	1 065	728	759	(D)	(D)	—
	Payroll, annual (\$1,000) .....	122 444	(D)	13 014	18 139	25 476	16 591	14 523	(D)	(D)	—
315	Apparel manufacturing										
	Number of employees .....	7 175	(D)	481	653	1 104	756	1 610	1 336	(D)	—
	Payroll, annual (\$1,000) .....	176 797	(D)	10 894	14 581	23 220	13 111	32 089	29 182	(D)	—
316	Leather & allied product mfg										
	Number of employees .....	1 300	(D)	(D)	151	102	190	(D)	(D)	—	—
	Payroll, annual (\$1,000) .....	29 667	(D)	(D)	3 681	1 941	6 720	(D)	(D)	—	—
321	Wood product mfg										
	Number of employees .....	15 563	321	(D)	761	2 660	4 245	4 207	(D)	(D)	—
	Payroll, annual (\$1,000) .....	485 158	15 128	(D)	20 179	82 420	118 917	139 050	(D)	(D)	—
322	Paper mfg										
	Number of employees .....	10 738	(D)	(D)	(D)	1 085	878	3 883	(D)	2 756	(D)
	Payroll, annual (\$1,000) .....	489 572	(D)	(D)	(D)	42 503	31 798	150 887	(D)	161 479	(D)

See footnotes at end of table.

**Table 3. The State—Employees and Annual Payroll by Employment-Size Class: 2003—Con.**

[Excludes most government employees, railroad employees, and self-employed persons. Size class 1 to 4 includes establishments with payroll, but no employees, during mid-March pay period. (D) denotes figures withheld to avoid disclosing data for individual companies; the data are included in broader industry totals. For explanation of terms, abbreviations, and data reliability/comparability, see introductory text]

NAICS code	Major group	Total	Employment-size class									
			1 to 4	5 to 9	10 to 19	20 to 49	50 to 99	100 to 249	250 to 499	500 to 999	1,000 or more	
<b>31-33</b>	<b>MANUFACTURING—Con.</b>											
323	Printing & related support activities											
	Number of employees .....	22 380	2 102	2 903	2 849	5 184	4 285	3 619	1 438	—	—	—
	Payroll, annual (\$1,000).....	698 800	56 103	71 205	79 668	166 667	149 411	124 350	51 396	—	—	—
324	Petroleum & coal products mfg											
	Number of employees .....	1 154	38	96	76	220	205	519	—	—	—	—
	Payroll, annual (\$1,000).....	49 194	1 736	3 448	3 255	10 458	7 617	22 680	—	—	—	—
325	Chemical mfg											
	Number of employees .....	21 475	382	572	1 271	2 557	2 363	4 047	5 534	(D)	(D)	(D)
	Payroll, annual (\$1,000).....	1 035 397	13 275	19 146	52 601	97 906	112 992	206 083	309 883	(D)	(D)	(D)
326	Plastics & rubber products mfg											
	Number of employees .....	16 971	350	738	1 443	3 009	4 309	5 102	(D)	(D)	(D)	(D)
	Payroll, annual (\$1,000).....	478 529	10 836	19 712	40 398	84 609	127 188	149 742	(D)	(D)	(D)	(D)
327	Nonmetallic mineral product mfg											
	Number of employees .....	21 866	480	972	3 394	6 070	4 790	3 874	2 286	—	—	—
	Payroll, annual (\$1,000).....	780 407	18 294	29 829	120 492	219 152	154 741	149 747	88 152	—	—	—
331	Primary metal mfg											
	Number of employees .....	3 959	96	126	258	395	747	1 345	992	—	—	—
	Payroll, annual (\$1,000).....	141 767	3 624	2 907	6 771	12 876	24 715	53 437	37 437	—	—	—
332	Fabricated metal product mfg											
	Number of employees .....	36 585	1 598	2 270	3 914	6 113	6 895	7 532	4 815	(D)	(D)	(D)
	Payroll, annual (\$1,000).....	1 167 709	47 785	59 643	120 485	188 126	235 193	255 963	138 982	(D)	(D)	(D)
333	Machinery mfg											
	Number of employees .....	21 591	566	981	1 683	3 948	3 226	4 857	2 572	(D)	(D)	(D)
	Payroll, annual (\$1,000).....	834 124	22 432	31 548	60 523	144 388	123 299	192 888	82 001	(D)	(D)	(D)
334	Computer & electronic product mfg											
	Number of employees .....	51 860	424	605	1 205	3 410	3 366	8 414	3 645	7 312	23 479	23 479
	Payroll, annual (\$1,000).....	2 811 090	18 833	24 343	44 266	143 225	146 200	394 788	127 091	324 064	1 588 280	1 588 280
335	Electrical equip, appliance & component mfg											
	Number of employees .....	9 580	(D)	291	419	988	1 935	2 873	1 808	(D)	(D)	(D)
	Payroll, annual (\$1,000).....	350 170	(D)	11 688	14 207	34 834	68 165	122 613	65 960	(D)	(D)	(D)
336	Transportation equipment mfg											
	Number of employees .....	30 735	503	774	1 320	2 373	2 579	5 572	10 569	(D)	(D)	(D)
	Payroll, annual (\$1,000).....	1 121 821	16 263	21 688	39 380	77 895	84 654	201 505	362 912	(D)	(D)	(D)
337	Furniture & related product mfg											
	Number of employees .....	16 789	1 333	1 702	2 783	3 213	1 982	4 397	1 379	—	—	—
	Payroll, annual (\$1,000).....	449 450	33 738	39 347	69 924	87 236	50 880	129 280	39 045	—	—	—
339	Miscellaneous mfg											
	Number of employees .....	31 741	1 884	2 152	2 543	4 429	2 932	5 424	2 462	2 776	7 139	7 139
	Payroll, annual (\$1,000).....	1 269 513	55 589	65 303	72 480	141 195	81 295	188 426	88 862	121 773	454 590	454 590
<b>42</b>	<b>WHOLESALE TRADE</b>											
	Number of employees .....	<b>305 108</b>	<b>32 891</b>	<b>35 383</b>	<b>44 830</b>	<b>61 826</b>	<b>39 086</b>	<b>43 640</b>	<b>24 970</b>	<b>14 194</b>	<b>8 288</b>	<b>8 288</b>
	Payroll, annual (\$1,000).....	<b>12 369 943</b>	<b>1 324 264</b>	<b>1 296 884</b>	<b>1 718 334</b>	<b>2 490 900</b>	<b>1 622 355</b>	<b>1 774 237</b>	<b>1 130 641</b>	<b>654 417</b>	<b>357 911</b>	<b>357 911</b>
423	Merchant Wholesalers, Durable Goods											
	Number of employees .....	167 255	19 380	22 712	29 487	39 510	22 128	17 018	7 760	(D)	(D)	(D)
	Payroll, annual (\$1,000).....	7 121 309	768 272	847 565	1 154 913	1 672 370	994 131	855 982	411 062	(D)	(D)	(D)
424	Merchant Wholesalers, Nondurable Goods											
	Number of employees .....	121 039	9 969	10 968	14 083	20 743	(D)	24 326	13 349	(D)	(D)	(D)
	Payroll, annual (\$1,000).....	4 652 453	385 605	373 229	505 810	755 571	(D)	849 119	621 169	(D)	(D)	(D)
425	Wholesale Electronic Markets and Agents and Brokers											
	Number of employees .....	16 814	3 542	1 703	1 260	1 573	(D)	2 296	3 861	(D)	(D)	(D)
	Payroll, annual (\$1,000).....	596 181	170 387	76 090	57 611	62 959	(D)	69 136	98 410	(D)	(D)	(D)
<b>44-45</b>	<b>RETAIL TRADE</b>											
	Number of employees .....	<b>919 700</b>	<b>66 127</b>	<b>110 917</b>	<b>118 443</b>	<b>142 955</b>	<b>136 038</b>	<b>241 790</b>	<b>70 202</b>	<b>29 184</b>	<b>4 044</b>	<b>4 044</b>
	Payroll, annual (\$1,000).....	<b>19 663 247</b>	<b>1 530 972</b>	<b>2 133 763</b>	<b>2 327 191</b>	<b>3 076 984</b>	<b>3 030 595</b>	<b>5 183 940</b>	<b>1 621 134</b>	<b>640 700</b>	<b>117 968</b>	<b>117 968</b>
441	Motor vehicle & parts dealers											
	Number of employees .....	121 575	6 574	11 483	15 978	19 904	26 414	31 463	(D)	(D)	(D)	(D)
	Payroll, annual (\$1,000).....	4 526 760	204 561	311 682	421 203	693 611	1 089 684	1 378 711	(D)	(D)	(D)	(D)
442	Furniture & home furnishing stores											
	Number of employees .....	36 977	4 892	6 761	8 478	11 346	2 905	(D)	(D)	(D)	(D)	(D)
	Payroll, annual (\$1,000).....	925 226	132 533	157 358	200 087	272 465	81 198	(D)	(D)	(D)	(D)	(D)
443	Electronics & appliance stores											
	Number of employees .....	24 970	3 204	5 396	(D)	2 623	5 016	(D)	(D)	(D)	(D)	(D)
	Payroll, annual (\$1,000).....	604 048	82 019	113 263	(D)	80 161	120 010	(D)	(D)	(D)	(D)	(D)
444	Bldg material & garden equip & supp dealers											
	Number of employees .....	66 889	4 670	6 795	9 363	8 818	(D)	27 284	(D)	(D)	(D)	(D)
	Payroll, annual (\$1,000).....	1 676 164	148 540	168 873	242 293	260 251	(D)	593 905	(D)	(D)	(D)	(D)
445	Food & beverage stores											
	Number of employees .....	202 413	8 827	7 499	7 889	(D)	47 696	(D)	(D)	(D)	(D)	(D)
	Payroll, annual (\$1,000).....	3 286 247	157 259	110 076	112 318	(D)	802 570	(D)	(D)	(D)	(D)	(D)
446	Health & personal care stores											
	Number of employees .....	63 672	5 523	7 504	13 039	27 187	8 995	(D)	(D)	(D)	(D)	(D)
	Payroll, annual (\$1,000).....	1 508 897	142 174	160 776	316 545	621 066	206 304	(D)	(D)	(D)	(D)	(D)

See footnotes at end of table.

**Table 3. The State—Employees and Annual Payroll by Employment-Size Class: 2003—Con.**

[Excludes most government employees, railroad employees, and self-employed persons. Size class 1 to 4 includes establishments with payroll, but no employees, during mid-March pay period. (D) denotes figures withheld to avoid disclosing data for individual companies; the data are included in broader industry totals. For explanation of terms, abbreviations, and data reliability/comparability, see introductory text]

NAICS code	Major group	Total	Employment-size class									
			1 to 4	5 to 9	10 to 19	20 to 49	50 to 99	100 to 249	250 to 499	500 to 999	1,000 or more	
<b>44-45</b>	<b>RETAIL TRADE—Con.</b>											
447	Gasoline stations											
	Number of employees .....	45 217	5 625	15 850	16 348	4 275	2 420	699	—	—	—	—
	Payroll, annual (\$1,000).....	707 603	108 895	274 402	243 129	48 243	25 301	7 633	—	—	—	—
448	Clothing & clothing accessories stores											
	Number of employees .....	99 975	9 927	23 709	21 266	24 309	16 044	(D)	(D)	—	—	—
	Payroll, annual (\$1,000).....	1 515 089	192 905	405 300	318 447	316 764	192 975	(D)	(D)	—	—	—
451	Sporting goods, hobby, book & music stores											
	Number of employees .....	29 727	(D)	(D)	5 653	9 959	4 303	(D)	(D)	—	—	—
	Payroll, annual (\$1,000).....	452 728	(D)	(D)	86 879	143 265	54 068	(D)	(D)	—	—	—
452	General merchandise stores											
	Number of employees .....	147 450	(D)	(D)	(D)	(D)	12 320	58 120	40 220	(D)	—	—
	Payroll, annual (\$1,000).....	2 713 174	(D)	(D)	(D)	(D)	195 447	1 095 813	769 633	(D)	—	—
453	Miscellaneous store retailers											
	Number of employees .....	49 986	8 907	11 388	11 184	12 730	(D)	(D)	(D)	—	(D)	—
	Payroll, annual (\$1,000).....	801 295	158 266	179 101	163 838	220 125	(D)	(D)	(D)	—	(D)	—
454	Nonstore retailers											
	Number of employees .....	30 849	3 868	3 578	4 238	4 821	2 678	(D)	4 984	(D)	(D)	—
	Payroll, annual (\$1,000).....	946 016	109 806	94 112	119 668	144 657	77 954	(D)	161 271	(D)	(D)	—
<b>48-49</b>	<b>TRANSPORTATION &amp; WAREHOUSING</b>											
	<b>Number of employees .....</b>	<b>195 212</b>	<b>11 026</b>	<b>9 897</b>	<b>13 621</b>	<b>24 822</b>	<b>25 584</b>	<b>36 643</b>	<b>22 075</b>	<b>17 339</b>	<b>34 205</b>	<b>—</b>
	<b>Payroll, annual (\$1,000).....</b>	<b>6 731 276</b>	<b>358 065</b>	<b>292 351</b>	<b>402 999</b>	<b>801 905</b>	<b>850 955</b>	<b>1 275 120</b>	<b>783 943</b>	<b>564 085</b>	<b>1 401 853</b>	<b>—</b>
481	Air transportation											
	Number of employees .....	26 433	398	451	731	2 123	2 551	3 994	(D)	(D)	8 859	—
	Payroll, annual (\$1,000).....	1 064 812	22 328	16 563	27 109	65 581	89 258	156 037	(D)	(D)	409 023	—
483	Water transportation											
	Number of employees .....	12 811	(D)	238	326	598	519	1 896	(D)	(D)	7 941	—
	Payroll, annual (\$1,000).....	616 175	(D)	7 371	11 872	31 742	19 630	105 792	(D)	(D)	373 433	—
484	Truck transportation											
	Number of employees .....	48 646	4 542	3 263	4 581	8 541	8 192	8 803	4 497	(D)	(D)	—
	Payroll, annual (\$1,000).....	1 661 095	125 244	89 151	136 576	285 563	286 712	333 881	210 034	(D)	(D)	—
485	Transit & ground passenger transportation											
	Number of employees .....	11 971	784	645	835	(D)	2 411	2 993	(D)	(D)	—	—
	Payroll, annual (\$1,000).....	229 162	19 710	12 094	15 817	(D)	44 827	65 350	(D)	(D)	—	—
486	Pipeline transportation											
	Number of employees .....	(E)	(D)	40	(D)	(D)	(D)	—	—	—	—	—
	Payroll, annual (\$1,000).....	(D)	(D)	2 257	(D)	(D)	(D)	—	—	—	—	—
487	Scenic & sightseeing transportation											
	Number of employees .....	(G)	366	(D)	(D)	(D)	(D)	(D)	—	—	—	—
	Payroll, annual (\$1,000).....	(D)	10 409	(D)	(D)	(D)	(D)	(D)	—	—	—	—
488	Transportation support activities											
	Number of employees .....	47 032	3 389	3 598	4 379	6 517	5 185	8 325	4 878	2 645	8 116	—
	Payroll, annual (\$1,000).....	1 659 366	129 394	117 537	130 597	226 311	208 626	256 667	150 685	81 684	357 865	—
492	Couriers & messengers											
	Number of employees .....	26 141	956	(D)	(D)	2 127	(D)	(D)	3 460	(D)	(D)	—
	Payroll, annual (\$1,000).....	825 164	28 933	(D)	(D)	66 718	(D)	(D)	97 103	(D)	(D)	—
493	Warehousing & storage											
	Number of employees .....	19 562	(D)	659	1 148	2 509	3 021	(D)	4 604	5 568	—	—
	Payroll, annual (\$1,000).....	609 197	(D)	20 579	35 598	77 725	92 398	(D)	154 434	177 989	—	—
<b>51</b>	<b>INFORMATION</b>											
	<b>Number of employees .....</b>	<b>174 673</b>	<b>6 728</b>	<b>7 644</b>	<b>11 119</b>	<b>24 140</b>	<b>24 173</b>	<b>34 520</b>	<b>17 272</b>	<b>22 604</b>	<b>26 473</b>	<b>—</b>
	<b>Payroll, annual (\$1,000).....</b>	<b>8 689 955</b>	<b>388 714</b>	<b>330 795</b>	<b>496 863</b>	<b>1 045 359</b>	<b>1 253 468</b>	<b>1 656 729</b>	<b>966 191</b>	<b>1 097 029</b>	<b>1 454 807</b>	<b>—</b>
511	Publishing industries											
	Number of employees .....	47 020	1 442	1 817	2 426	4 597	4 849	7 015	4 100	(D)	(D)	—
	Payroll, annual (\$1,000).....	2 242 889	89 735	77 781	117 655	222 697	284 708	296 558	213 810	(D)	(D)	—
512	Motion picture & sound recording industries											
	Number of employees .....	11 955	1 056	747	1 125	3 554	3 134	2 339	—	—	—	—
	Payroll, annual (\$1,000).....	270 598	56 790	26 797	28 682	66 684	59 476	32 169	—	—	—	—
515	Broadcasting (except Internet)											
	Number of employees .....	15 104	376	610	1 105	2 827	2 485	5 482	(D)	(D)	—	—
	Payroll, annual (\$1,000).....	849 958	18 385	19 486	39 748	134 245	118 932	333 639	(D)	(D)	—	—
516	Internet Publishing and Broadcasting											
	Number of employees .....	1 080	145	122	166	241	(D)	(D)	—	—	—	—
	Payroll, annual (\$1,000).....	48 248	6 260	5 001	6 159	7 354	(D)	(D)	—	—	—	—
517	Telecommunications											
	Number of employees .....	80 278	2 449	3 320	4 808	9 716	10 880	14 688	8 805	13 424	12 188	—
	Payroll, annual (\$1,000).....	4 314 235	146 111	161 815	236 138	486 879	644 731	735 654	496 789	605 973	800 145	—
518	Internet Service Providers, Web Search Portals, and Data Processing Serv											
	Number of employees .....	16 734	1 117	946	1 299	2 917	(D)	4 334	(D)	—	(D)	—
	Payroll, annual (\$1,000).....	888 167	65 445	37 442	60 429	119 382	(D)	225 717	(D)	—	(D)	—
519	Other Information Services											
	Number of employees .....	2 502	143	82	190	288	(D)	(D)	(D)	(D)	—	—
	Payroll, annual (\$1,000).....	75 860	5 988	2 473	8 052	8 118	(D)	(D)	(D)	(D)	—	—

See footnotes at end of table.

**Table 3. The State—Employees and Annual Payroll by Employment-Size Class: 2003—Con.**

[Excludes most government employees, railroad employees, and self-employed persons. Size class 1 to 4 includes establishments with payroll, but no employees, during mid-March pay period. (D) denotes figures withheld to avoid disclosing data for individual companies; the data are included in broader industry totals. For explanation of terms, abbreviations, and data reliability/comparability, see introductory text]

NAICS code	Major group	Employment-size class									
		Total	1 to 4	5 to 9	10 to 19	20 to 49	50 to 99	100 to 249	250 to 499	500 to 999	1,000 or more
<b>52</b>	<b>FINANCE &amp; INSURANCE</b>										
	Number of employees .....	357 834	29 100	36 973	46 299	52 250	33 950	44 603	34 262	34 123	46 274
	Payroll, annual (\$1,000).....	17 501 489	1 469 592	1 527 349	2 071 815	2 757 100	2 083 597	2 534 128	1 720 612	1 699 482	1 637 814
521	Monetary authorities - central bank										
	Number of employees .....	(F)	(D)	—	—	—	—	—	(D)	—	—
	Payroll, annual (\$1,000).....	(D)	(D)	—	—	—	—	—	(D)	—	—
522	Credit intermediation & related activities										
	Number of employees .....	187 118	10 450	21 129	30 159	28 087	17 052	24 503	16 091	17 526	22 121
	Payroll, annual (\$1,000).....	8 365 075	563 847	762 124	1 193 119	1 188 045	839 884	1 405 696	842 550	908 168	661 642
523	Security, commodity contracts & like activity										
	Number of employees .....	38 618	5 380	3 372	4 283	8 148	(D)	4 868	(D)	(D)	(D)
	Payroll, annual (\$1,000).....	3 186 942	375 926	256 928	358 421	725 212	(D)	419 169	(D)	(D)	(D)
524	Insurance carriers & related activities										
	Number of employees .....	130 091	12 969	12 080	11 638	15 727	(D)	15 232	15 535	(D)	(D)
	Payroll, annual (\$1,000).....	5 842 552	515 262	493 912	510 576	810 647	(D)	709 263	694 000	(D)	(D)
525	Funds, trusts, & other financial vehicles (part)										
	Number of employees .....	(G)	(D)	392	219	288	(D)	—	—	—	—
	Payroll, annual (\$1,000).....	(D)	(D)	14 385	9 699	33 196	(D)	—	—	—	—
<b>53</b>	<b>REAL ESTATE &amp; RENTAL &amp; LEASING</b>										
	Number of employees .....	145 801	28 851	23 301	25 124	21 180	11 197	15 010	7 849	6 560	6 729
	Payroll, annual (\$1,000).....	4 633 534	969 706	664 062	691 460	702 069	383 078	473 940	277 663	210 771	260 785
531	Real estate										
	Number of employees .....	98 914	24 921	16 712	14 511	13 282	(D)	9 421	(D)	3 932	(D)
	Payroll, annual (\$1,000).....	3 272 661	840 972	498 063	462 018	464 908	(D)	294 785	(D)	99 895	(D)
532	Rental & leasing services										
	Number of employees .....	45 850	3 817	6 526	10 435	7 616	(D)	(D)	(D)	2 628	(D)
	Payroll, annual (\$1,000).....	1 299 224	119 341	160 436	219 716	217 530	(D)	(D)	(D)	110 876	(D)
533	Lessors of other nonfinancial intangible asset										
	Number of employees .....	1 037	113	63	178	282	(D)	(D)	—	—	—
	Payroll, annual (\$1,000).....	61 649	9 393	5 563	9 726	19 631	(D)	(D)	—	—	—
<b>54</b>	<b>PROFESSIONAL, SCIENTIFIC &amp; TECHNICAL SERVICES</b>										
	Number of employees .....	391 698	62 842	49 695	58 685	69 590	42 366	40 350	26 690	16 462	25 018
	Payroll, annual (\$1,000).....	18 447 119	2 757 947	2 063 801	2 602 883	3 486 319	2 281 207	2 104 868	1 269 849	700 579	1 179 666
541	Professional, scientific & technical services										
	Number of employees .....	391 698	62 842	49 695	58 685	69 590	42 366	40 350	26 690	16 462	25 018
	Payroll, annual (\$1,000).....	18 447 119	2 757 947	2 063 801	2 602 883	3 486 319	2 281 207	2 104 868	1 269 849	700 579	1 179 666
<b>55</b>	<b>MANAGEMENT OF COMPANIES &amp; ENTERPRISES</b>										
	Number of employees .....	124 303	1 654	2 502	4 805	12 136	13 873	20 890	19 655	19 187	29 601
	Payroll, annual (\$1,000).....	7 509 944	212 391	212 020	363 141	795 544	858 744	1 327 698	1 220 724	921 339	1 598 343
551	Management of companies & enterprises										
	Number of employees .....	124 303	1 654	2 502	4 805	12 136	13 873	20 890	19 655	19 187	29 601
	Payroll, annual (\$1,000).....	7 509 944	212 391	212 020	363 141	795 544	858 744	1 327 698	1 220 724	921 339	1 598 343
<b>56</b>	<b>ADMIN, SUPPORT, WASTE MGT, REMEDIATION SERVICES</b>										
	Number of employees .....	1 080 419	27 379	23 938	31 977	58 333	62 753	104 513	74 237	60 579	636 710
	Payroll, annual (\$1,000).....	27 020 072	843 525	611 808	864 638	1 634 859	1 534 881	2 433 332	1 505 960	1 293 953	16 297 116
561	Administrative & support services										
	Number of employees .....	1 063 377	26 801	22 966	30 444	54 878	59 019	100 032	71 948	60 579	636 710
	Payroll, annual (\$1,000).....	26 422 713	824 592	585 803	821 035	1 513 729	1 388 459	2 265 706	1 432 320	1 293 953	16 297 116
562	Waste management & remediation services										
	Number of employees .....	17 042	578	972	1 533	3 455	3 734	4 481	2 289	—	—
	Payroll, annual (\$1,000).....	597 359	18 933	26 005	43 603	121 130	146 422	167 626	73 640	—	—
<b>61</b>	<b>EDUCATIONAL SERVICES</b>										
	Number of employees .....	110 109	3 657	4 152	6 960	17 451	15 254	17 563	8 867	7 644	28 561
	Payroll, annual (\$1,000).....	2 970 883	110 902	87 641	139 952	374 545	405 984	487 672	245 442	171 632	947 113
611	Educational services										
	Number of employees .....	110 109	3 657	4 152	6 960	17 451	15 254	17 563	8 867	7 644	28 561
	Payroll, annual (\$1,000).....	2 970 883	110 902	87 641	139 952	374 545	405 984	487 672	245 442	171 632	947 113

See footnotes at end of table.

**Table 3. The State—Employees and Annual Payroll by Employment-Size Class: 2003—Con.**

[Excludes most government employees, railroad employees, and self-employed persons. Size class 1 to 4 includes establishments with payroll, but no employees, during mid-March pay period. (D) denotes figures withheld to avoid disclosing data for individual companies; the data are included in broader industry totals. For explanation of terms, abbreviations, and data reliability/comparability, see introductory text]

NAICS code	Major group	Total	Employment-size class									
			1 to 4	5 to 9	10 to 19	20 to 49	50 to 99	100 to 249	250 to 499	500 to 999	1,000 or more	
<b>62</b>	<b>HEALTH CARE AND SOCIAL ASSISTANCE</b>											
	Number of employees .....	816 646	40 723	71 374	83 714	96 927	65 280	136 756	64 011	74 148	183 713	
	Payroll, annual (\$1,000) .....	28 552 200	2 102 030	2 660 278	3 088 525	3 363 973	2 018 391	3 501 438	2 049 472	2 559 037	7 209 056	
621	Ambulatory health care services											
	Number of employees .....	311 816	34 501	58 682	59 459	59 450	32 269	32 709	20 199	(D)	(D)	
	Payroll, annual (\$1,000) .....	13 690 885	1 867 466	2 442 433	2 680 108	2 678 712	1 366 051	1 167 008	920 038	(D)	(D)	
622	Hospitals											
	Number of employees .....	258 090	22	(D)	(D)	197	544	7 226	18 150	(D)	176 361	
	Payroll, annual (\$1,000) .....	9 772 420	18 598	(D)	(D)	14 584	17 061	236 538	599 928	(D)	6 851 944	
623	Nursing & residential care facilities											
	Number of employees .....	151 461	1 391	(D)	(D)	12 390	20 434	81 825	21 997	(D)	(D)	
	Payroll, annual (\$1,000) .....	3 324 912	100 020	(D)	(D)	241 442	419 102	1 833 556	457 055	(D)	(D)	
624	Social assistance											
	Number of employees .....	95 279	4 809	9 756	18 715	24 890	12 033	14 996	3 665	(D)	(D)	
	Payroll, annual (\$1,000) .....	1 763 983	115 946	162 269	304 640	429 235	216 177	264 336	72 451	(D)	(D)	
<b>71</b>	<b>ARTS, ENTERTAINMENT &amp; RECREATION</b>											
	Number of employees .....	144 123	5 312	5 647	8 193	19 872	22 171	28 710	13 935	(D)	(D)	
	Payroll, annual (\$1,000) .....	3 259 487	204 306	132 655	133 906	318 774	442 178	727 042	625 635	(D)	(D)	
711	Performing arts, spectator sports & related industries											
	Number of employees .....	25 969	2 362	1 511	(D)	2 284	2 737	7 195	5 609	(D)	—	
	Payroll, annual (\$1,000) .....	1 215 131	121 924	61 997	(D)	63 189	94 512	325 530	470 131	(D)	—	
712	Museums, historical sites & like institutions											
	Number of employees .....	5 972	261	(D)	(D)	1 242	869	1 731	(D)	(D)	—	
	Payroll, annual (\$1,000) .....	119 373	5 703	(D)	(D)	26 444	21 714	37 025	(D)	(D)	—	
713	Amusement, gambling & recreation industries											
	Number of employees .....	112 182	2 689	(D)	6 297	16 346	18 565	19 784	(D)	(D)	(D)	
	Payroll, annual (\$1,000) .....	1 924 983	76 679	(D)	88 329	229 141	325 952	364 487	(D)	(D)	(D)	
<b>72</b>	<b>ACCOMMODATION &amp; FOOD SERVICES</b>											
	Number of employees .....	654 938	18 014	(D)	72 571	199 245	157 948	95 206	31 652	(D)	18 221	
	Payroll, annual (\$1,000) .....	8 780 095	419 198	(D)	822 126	2 256 109	1 920 378	1 372 689	626 276	(D)	385 956	
721	Accommodation											
	Number of employees .....	142 053	2 612	(D)	8 366	20 003	15 085	26 024	(D)	26 242	18 221	
	Payroll, annual (\$1,000) .....	2 686 335	75 248	(D)	117 969	321 543	242 438	487 050	(D)	552 579	385 956	
722	Food services & drinking places											
	Number of employees .....	512 885	15 402	(D)	64 205	179 242	142 863	69 182	(D)	(D)	—	
	Payroll, annual (\$1,000) .....	6 093 760	343 950	(D)	704 157	1 934 566	1 677 940	885 639	(D)	(D)	—	
<b>81</b>	<b>OTHER SERVICES (EXCEPT PUBLIC ADMINISTRATION)</b>											
	Number of employees .....	301 360	49 899	51 602	57 253	59 731	31 276	27 197	7 967	2 325	14 110	
	Payroll, annual (\$1,000) .....	6 072 811	1 028 504	1 006 865	1 103 006	1 159 994	595 781	584 826	296 360	35 689	261 786	
811	Repair & maintenance											
	Number of employees .....	68 059	17 962	16 087	12 849	12 111	(D)	4 280	(D)	—	—	
	Payroll, annual (\$1,000) .....	1 742 260	420 591	400 059	343 787	312 469	(D)	128 295	(D)	—	—	
812	Personal & laundry services											
	Number of employees .....	79 213	14 584	15 890	19 360	13 370	(D)	6 957	(D)	(D)	—	
	Payroll, annual (\$1,000) .....	1 342 323	254 858	248 900	308 479	237 321	(D)	151 550	(D)	(D)	—	
813	Religious, grantmaking, civic, prof & like organizations											
	Number of employees .....	154 088	17 353	19 625	25 044	34 250	20 746	15 960	(D)	(D)	14 110	
	Payroll, annual (\$1,000) .....	2 988 228	353 055	357 906	450 740	610 204	389 617	304 981	(D)	(D)	261 786	
<b>99</b>	<b>UNCLASSIFIED ESTABLISHMENTS</b>											
	Number of employees .....	2 004	955	522	286	241	—	—	—	—	—	
	Payroll, annual (\$1,000) .....	35 514	25 005	5 869	2 198	2 442	—	—	—	—	—	

Note: Employment-size classes are indicated as follows: A—0 to 19; B—20 to 99; C—100 to 249; E—250 to 499; F—500 to 999; G—1,000 to 2,499; H—2,500 to 4,999; I—5,000 to 9,999; J—10,000 to 24,999; K—25,000 to 49,999; L—50,000 to 99,999; M—100,000 or more.



**Table 4. The State—Establishments With 1,000 Employees or More by Major Group and Employment-Size Class: 2003**

[Excludes most government employees, railroad employees, and self-employed persons. For explanation of terms, abbreviations, and data reliability/comparability, see introductory text]

NAICS code	Major group	Total number of establishments	Number of establishments by employment-size class			
			1,000 to 1,499	1,500 to 2,499	2,500 to 4,999	5,000 or more
	<b>Total</b> .....	<b>400</b>	<b>170</b>	<b>106</b>	<b>76</b>	<b>48</b>
<b>11</b>	<b>Forestry, fishing, hunting, and agriculture support</b> .....	<b>1</b>	<b>1</b>	—	—	—
115	Agriculture & forestry support activities .....	1	1	—	—	—
<b>21</b>	<b>Mining</b> .....	<b>1</b>	<b>1</b>	—	—	—
212	Mining (except oil & gas) .....	1	1	—	—	—
<b>22</b>	<b>Utilities</b> .....	<b>4</b>	<b>3</b>	—	<b>1</b>	—
221	Utilities .....	4	3	—	1	—
<b>23</b>	<b>Construction</b> .....	<b>10</b>	<b>7</b>	<b>3</b>	—	—
236	Construction of Buildings .....	6	5	1	—	—
237	Heavy and Civil Engineering Construction .....	1	1	—	—	—
238	Specialty Trade Contractors .....	3	1	2	—	—
<b>31-33</b>	<b>Manufacturing</b> .....	<b>24</b>	<b>13</b>	<b>7</b>	<b>4</b>	—
311	Food mfg .....	3	1	2	—	—
312	Beverage & tobacco product mfg .....	1	1	—	—	—
322	Paper mfg .....	1	—	—	—	—
325	Chemical mfg .....	1	1	—	—	—
332	Fabricated metal product mfg .....	1	1	—	—	—
333	Machinery mfg .....	2	2	—	—	—
334	Computer & electronic product mfg .....	9	2	4	3	—
336	Transportation equipment mfg .....	2	2	—	—	—
339	Miscellaneous mfg .....	4	2	1	1	—
<b>42</b>	<b>Wholesale trade</b> .....	<b>6</b>	<b>4</b>	<b>2</b>	—	—
423	Merchant Wholesalers, Durable Goods .....	4	2	2	—	—
424	Merchant Wholesalers, Non-durable Goods .....	2	2	—	—	—
<b>44-45</b>	<b>Retail trade</b> .....	<b>3</b>	<b>2</b>	<b>1</b>	—	—
453	Miscellaneous store retailers .....	1	1	—	—	—
454	Nonstore retailers .....	2	1	1	—	—
<b>48-49</b>	<b>Transportation &amp; warehousing</b> .....	<b>18</b>	<b>10</b>	<b>4</b>	<b>3</b>	<b>1</b>
481	Air transportation .....	6	3	3	—	—
483	Water transportation .....	3	1	—	2	—
484	Truck transportation .....	3	2	1	—	—
488	Transportation support activities .....	3	2	—	—	1
492	Couriers & messengers .....	3	2	—	1	—
<b>51</b>	<b>Information</b> .....	<b>17</b>	<b>8</b>	<b>9</b>	—	—
511	Publishing industries .....	8	3	5	—	—
517	Telecommunications .....	8	4	4	—	—
518	Internet Service Providers, Web Search Portals, and Data Processing Serv .....	1	1	—	—	—
<b>52</b>	<b>Finance &amp; insurance</b> .....	<b>31</b>	<b>22</b>	<b>7</b>	<b>2</b>	—
522	Credit intermediation & related activities .....	15	10	4	1	—
523	Security, commodity contracts & like activity .....	2	1	1	—	—
524	Insurance carriers & related activities .....	14	11	2	1	—
<b>53</b>	<b>Real estate &amp; rental &amp; leasing</b> .....	<b>4</b>	<b>2</b>	<b>2</b>	—	—
531	Real estate .....	2	1	1	—	—
532	Rental & leasing services .....	2	1	1	—	—
<b>54</b>	<b>Professional, scientific &amp; technical services</b> .....	<b>15</b>	<b>11</b>	<b>2</b>	<b>2</b>	—
541	Professional, scientific & technical services .....	15	11	2	2	—
<b>55</b>	<b>Management of companies &amp; enterprises</b> .....	<b>15</b>	<b>6</b>	<b>7</b>	<b>1</b>	<b>1</b>
551	Management of companies & enterprises .....	15	6	7	1	1
<b>56</b>	<b>Admin, support, waste mgt, remediation services</b> .....	<b>128</b>	<b>30</b>	<b>22</b>	<b>38</b>	<b>38</b>
561	Administrative & support services .....	128	30	22	38	38
<b>61</b>	<b>Educational services</b> .....	<b>12</b>	<b>6</b>	<b>2</b>	<b>3</b>	<b>1</b>
611	Educational services .....	12	6	2	3	1
<b>62</b>	<b>Health care and social assistance</b> .....	<b>87</b>	<b>34</b>	<b>32</b>	<b>18</b>	<b>3</b>
621	Ambulatory health care services .....	2	1	1	—	—
622	Hospitals .....	82	31	30	18	3
623	Nursing & residential care facilities .....	1	1	—	—	—
624	Social assistance .....	2	1	1	—	—
<b>71</b>	<b>Arts, entertainment &amp; recreation</b> .....	<b>7</b>	—	<b>1</b>	<b>3</b>	<b>3</b>
713	Amusement, gambling & recreation industries .....	7	—	1	3	3
<b>72</b>	<b>Accommodation &amp; food services</b> .....	<b>12</b>	<b>7</b>	<b>5</b>	—	—
721	Accommodation .....	12	7	5	—	—
<b>81</b>	<b>Other services (except public administration)</b> .....	<b>5</b>	<b>3</b>	—	<b>1</b>	<b>1</b>
813	Religious, grantmaking, civic, prof & like organizations .....	5	3	—	1	1

**Table 5. The State—Employees, Payroll, and Establishments by County: 2003 and 2002**

[Excludes most government employees, railroad employees, and self-employed persons. (D) denotes figures withheld to avoid disclosing data for individual companies; the data are included in broader industry totals. For explanation of terms, abbreviations, and data reliability/comparability, see introductory text]

County	2003				2002			
	Number of establishments	Number of employees for week including March 12	Payroll (\$1,000)		Number of establishments	Number of employees for week including March 12	Payroll (\$1,000)	
			First quarter	Annual			First quarter	Annual
<b>Total</b> .....	<b>460 746</b>	<b>6 549 488</b>	<b>49 140 039</b>	<b>202 370 528</b>	<b>450 188</b>	<b>6 366 964</b>	<b>47 110 221</b>	<b>192 931 952</b>
Alachua .....	5 367	82 870	523 156	2 245 756	5 283	82 235	511 397	2 168 625
Baker .....	331	5 198	28 353	119 523	319	5 008	26 108	116 138
Bay .....	4 352	53 843	329 170	1 392 832	4 252	55 142	323 643	1 328 496
Bradford .....	397	4 150	22 410	88 482	405	3 913	20 845	85 855
Brevard .....	12 177	174 159	1 397 409	5 630 370	11 878	167 108	1 322 696	5 308 042
Broward .....	53 870	630 059	4 959 313	20 813 680	52 744	621 950	4 880 895	20 132 251
Calhoun .....	209	1 657	7 870	32 378	209	1 722	7 221	29 452
Charlotte .....	3 432	33 566	202 122	842 853	3 393	31 486	188 890	781 409
Citrus .....	2 516	25 194	154 989	625 819	2 475	23 164	141 211	569 979
Clay .....	3 180	34 605	190 114	806 105	3 035	32 846	173 821	732 558
Collier .....	9 492	99 406	767 619	3 105 776	9 201	97 794	742 799	2 970 981
Columbia .....	1 180	15 983	97 616	414 733	1 194	15 532	94 167	385 969
De Soto .....	456	4 378	23 296	96 253	457	4 305	22 509	88 881
Dixie .....	190	1 414	7 261	29 736	196	1 440	6 823	28 617
Duval .....	22 057	395 844	3 450 342	13 852 069	21 863	397 861	3 206 285	13 077 656
Escambia .....	6 772	112 610	699 104	2 935 123	6 740	106 609	652 101	2 786 169
Flagler .....	1 358	12 241	76 598	332 237	1 234	12 027	67 405	282 757
Franklin .....	362	2 229	11 102	47 998	351	2 111	9 814	44 451
Gadsden .....	585	9 465	59 078	234 879	580	9 804	60 173	247 576
Gilchrist .....	204	1 376	6 900	29 290	188	1 179	5 811	24 290
Glades .....	76	682	4 194	17 658	66	664	3 915	16 862
Gulf .....	285	2 285	12 849	54 886	282	2 097	11 850	51 816
Hamilton .....	181	1 776	11 841	55 453	181	1 818	13 599	56 294
Hardee .....	405	4 083	23 659	100 067	391	3 919	22 003	93 094
Hendry .....	528	5 786	35 172	145 193	537	5 577	34 199	127 796
Hernando .....	2 683	26 588	148 655	634 504	2 580	24 494	136 790	578 069
Highlands .....	1 834	19 007	100 091	418 858	1 831	17 129	96 063	397 757
Hillsborough .....	29 042	490 103	4 525 392	18 002 938	28 315	515 199	4 656 775	18 285 990
Holmes .....	267	1 763	7 802	31 827	271	2 031	8 525	35 107
Indian River .....	3 684	39 581	254 778	1 047 135	3 580	38 619	250 272	1 028 174
Jackson .....	809	9 027	45 204	193 661	796	8 697	42 031	177 609
Jefferson .....	254	1 895	9 056	40 460	254	1 888	8 666	39 562
Lafayette .....	82	647	2 881	12 201	84	648	2 768	11 166
Lake .....	5 173	56 463	345 148	1 476 542	4 910	55 055	322 160	1 346 490
Lee .....	14 209	166 298	1 169 289	4 800 424	13 768	155 807	1 075 355	4 428 281
Leon .....	6 847	95 741	630 336	2 654 309	6 726	93 204	607 729	2 598 268
Levy .....	668	5 583	28 124	113 997	653	5 591	27 386	110 855
Liberty .....	80	1 189	7 224	31 413	81	1 078	6 177	27 110
Madison .....	318	3 870	18 418	79 090	316	3 758	16 827	73 433
Manatee .....	6 395	88 614	604 856	2 514 658	6 207	73 016	492 990	2 017 870
Marion .....	6 062	76 984	472 548	1 974 857	5 794	74 105	435 899	1 833 732
Martin .....	4 617	48 501	334 957	1 401 011	4 525	47 568	324 614	1 337 850
Miami-Dade .....	70 687	829 774	6 838 607	27 763 891	69 345	820 215	6 705 124	27 272 760
Monroe .....	3 764	32 196	183 019	735 989	3 813	31 585	176 861	714 233
Nassau .....	1 325	14 159	92 800	378 296	1 285	12 699	86 665	362 260
Okaloosa .....	5 035	61 546	370 350	1 586 901	4 906	57 709	344 999	1 488 800
Okeechobee .....	718	7 342	39 079	158 291	708	7 329	38 447	156 572
Orange .....	28 202	560 989	4 272 965	17 719 468	27 335	548 294	4 206 173	17 161 737
Osceola .....	3 983	50 354	287 006	1 226 546	3 787	48 679	267 241	1 127 440
Palm Beach .....	39 585	460 762	4 010 177	16 096 703	38 778	457 850	3 892 604	15 728 854
Pasco .....	6 933	69 438	392 653	1 663 114	6 737	65 515	365 124	1 551 037
Pinellas .....	26 778	407 466	3 037 714	12 791 254	26 252	404 440	2 986 687	12 604 293
Polk .....	9 930	161 911	1 141 705	4 720 524	9 807	156 908	1 074 200	4 451 761
Putnam .....	1 291	13 425	81 096	332 972	1 273	12 600	76 695	316 910
St. Johns .....	3 991	42 566	273 649	1 090 205	3 877	42 817	256 030	1 047 479
St. Lucie .....	4 315	47 960	305 973	1 248 587	4 088	43 952	283 443	1 155 425
Santa Rosa .....	2 171	21 189	111 991	489 781	2 078	19 396	102 598	428 976
Sarasota .....	12 114	134 178	957 947	3 996 760	11 792	134 497	964 142	3 896 008
Seminole .....	11 513	145 142	1 166 717	4 822 539	11 197	141 055	1 169 185	4 739 605
Sumter .....	699	10 479	61 024	265 582	652	8 293	45 401	208 259
Suwannee .....	630	7 294	36 807	157 524	625	7 175	36 696	154 661
Taylor .....	395	4 793	32 203	132 101	394	4 807	31 646	128 568
Union .....	119	1 286	8 003	32 870	123	1 242	7 979	32 882
Volusia .....	11 485	135 475	801 182	3 394 398	11 246	133 177	767 444	3 197 870
Wakulla .....	371	2 705	14 074	60 420	367	2 605	14 330	59 553
Walton .....	1 175	10 751	53 171	240 582	1 096	9 483	48 029	220 125
Washington .....	374	3 974	19 607	77 634	357	3 750	18 739	72 990
<b>Statewide</b> .....	<b>177</b>	<b>465 621</b>	<b>2 744 224</b>	<b>11 710 562</b>	<b>145</b>	<b>385 694</b>	<b>2 082 532</b>	<b>8 809 557</b>

Note: Employment-size classes are indicated as follows: A—0 to 19; B—20 to 99; C—100 to 249; E—250 to 499; F—500 to 999; G—1,000 to 2,499; H—2,500 to 4,999; I—5,000 to 9,999; J—10,000 to 24,999; K—25,000 to 49,999; L—50,000 to 99,999; M—100,000 or more.

**Table 6. Counties—Employees, Payroll, and Establishments by Industry: 2003**

[Excludes most government employees, railroad employees, and self-employed persons. Size class 1 to 4 includes establishments with payroll, but no employees, during mid-March pay period. (D) denotes figures withheld to avoid disclosing data for individual companies; the data are included in broader industry totals. Detailed industries with 100 or more employees are shown if industry was not a (D). For explanation of terms, abbreviations, and data reliability/comparability, see introductory text]

NAICS code	Industry	Number of employees for week including March 12	Payroll (\$1,000)		Total number of establishments	Number of establishments by employment-size class								
			First quarter	Annual		1 to 4	5 to 9	10 to 19	20 to 49	50 to 99	100 to 249	250 to 499	500 to 999	1,000 or more
<b>ALACHUA</b>														
	<b>Total</b> .....	<b>82 870</b>	<b>523 156</b>	<b>2 245 756</b>	<b>5 367</b>	<b>2 778</b>	<b>1 069</b>	<b>737</b>	<b>502</b>	<b>156</b>	<b>99</b>	<b>18</b>	<b>2</b>	<b>6</b>
11	Forestry, fishing, hunting, and agriculture support .....	(B)	(D)	(D)	10	6	4	—	—	—	—	—	—	—
21	Mining .....	(B)	(D)	(D)	2	1	—	—	1	—	—	—	—	—
22	Utilities .....	235	2 588	9 834	4	—	—	2	1	—	1	—	—	—
221	Utilities .....	235	2 588	9 834	4	—	—	2	1	—	1	—	—	—
2212	Natural gas distribution .....	(C)	(D)	(D)	1	—	—	—	—	—	1	—	—	—
22121	Natural gas distribution .....	(C)	(D)	(D)	1	—	—	—	—	—	1	—	—	—
23	Construction .....	5 008	32 935	147 148	445	264	68	48	50	6	8	—	1	—
236	Construction of Buildings .....	1 129	9 431	43 663	150	102	20	11	14	—	3	—	—	—
2361	Residential Building Construction .....	508	3 901	18 787	122	93	13	9	7	—	—	—	—	—
23611	Residential Building Construction .....	508	3 901	18 787	122	93	13	9	7	—	—	—	—	—
236115	New Single-Family Housing Construction (except Operative Builders) .....	245	1 655	8 309	79	64	9	4	2	—	—	—	—	—
236117	New Housing Operative Builders .....	134	1 369	6 856	17	9	2	3	3	—	—	—	—	—
2362	Nonresidential Building Construction .....	621	5 530	24 876	28	9	7	2	7	—	3	—	—	—
23622	Commercial and Institutional Building Construction .....	(F)	(D)	(D)	27	8	7	2	7	—	3	—	—	—
237	Heavy and Civil Engineering Construction .....	989	6 255	28 762	37	24	6	1	3	1	1	—	1	—
2371	Utility System Construction .....	(F)	(D)	(D)	11	5	2	1	1	—	1	—	1	—
23711	Water and Sewer Line and Related Structures Construction .....	810	5 020	23 791	10	5	1	1	1	—	1	—	1	—
237110	Water and Sewer Line and Related Structures Construction .....	810	5 020	23 791	10	5	1	1	1	—	1	—	1	—
238	Specialty Trade Contractors .....	2 890	17 249	74 723	258	138	42	36	33	5	4	—	—	—
2381	Foundation, Structure, and Building Exterior Contractors .....	336	1 685	7 312	48	25	13	5	5	—	—	—	—	—
23816	Roofing Contractors .....	136	593	2 783	11	3	2	3	3	—	—	—	—	—
238160	Roofing Contractors .....	136	593	2 783	11	3	2	3	3	—	—	—	—	—
2382	Building Equipment Contractors .....	1 395	7 940	34 247	101	43	18	19	16	3	2	—	—	—
23821	Electrical Contractors .....	712	4 027	17 628	48	19	11	9	6	1	2	—	—	—
238210	Electrical Contractors .....	712	4 027	17 628	48	19	11	9	6	1	2	—	—	—
23822	Plumbing, Heating, and Air-Conditioning Contractors .....	660	3 590	15 363	49	22	6	9	10	2	—	—	—	—
238220	Plumbing, Heating, and Air-Conditioning Contractors .....	660	3 590	15 363	49	22	6	9	10	2	—	—	—	—
2383	Building Finishing Contractors .....	711	4 564	18 485	65	43	9	3	7	2	1	—	—	—
23831	Drywall and Insulation Contractors .....	394	2 574	10 442	16	5	2	1	6	2	—	—	—	—
238310	Drywall and Insulation Contractors .....	394	2 574	10 442	16	5	2	1	6	2	—	—	—	—
23835	Finish Carpentry Contractors .....	194	1 434	5 593	13	11	—	1	—	—	1	—	—	—
238350	Finish Carpentry Contractors .....	194	1 434	5 593	13	11	—	1	—	—	1	—	—	—
2389	Other Specialty Trade Contractors .....	448	3 060	14 679	44	27	2	9	5	—	1	—	—	—
23891	Site Preparation Contractors .....	259	2 073	9 934	18	9	1	5	2	—	1	—	—	—
238910	Site Preparation Contractors .....	259	2 073	9 934	18	9	1	5	2	—	1	—	—	—
23899	All Other Specialty Trade Contractors .....	189	987	4 745	26	18	1	4	3	—	—	—	—	—
238990	All Other Specialty Trade Contractors .....	189	987	4 745	26	18	1	4	3	—	—	—	—	—
31-33	Manufacturing .....	3 814	33 993	139 156	148	57	33	23	15	9	9	2	—	—
321	Wood product mfg .....	709	5 427	22 501	9	1	2	—	2	3	—	1	—	—
3212	Veneer, plywood & engineered wood product mfg .....	(E)	(D)	(D)	2	—	—	—	—	1	—	1	—	—
32121	Veneer, plywood & engineered wood product mfg .....	(E)	(D)	(D)	2	—	—	—	—	1	—	1	—	—
3219	Other wood product mfg .....	167	760	3 040	5	1	1	—	1	2	—	—	—	—
323	Printing & related support activities .....	231	1 360	5 584	19	7	5	3	3	1	—	—	—	—
3231	Printing & related support activities .....	231	1 360	5 584	19	7	5	3	3	1	—	—	—	—
32311	Printing .....	231	1 360	5 584	19	7	5	3	3	1	—	—	—	—
323110	Commercial lithographic printing .....	120	676	2 671	7	2	2	1	1	1	—	—	—	—
325	Chemical mfg .....	(C)	(D)	(D)	6	2	2	—	1	—	1	—	—	—
3251	Basic chemical mfg .....	(C)	(D)	(D)	1	—	—	—	—	—	1	—	—	—
32519	Other basic organic chemical mfg .....	(C)	(D)	(D)	1	—	—	—	—	—	1	—	—	—
327	Nonmetallic mineral product mfg .....	317	3 154	13 224	12	2	3	2	3	2	—	—	—	—
3273	Cement & concrete product mfg .....	294	2 902	12 310	9	1	2	1	3	2	—	—	—	—
32739	Other concrete product mfg .....	124	1 172	4 550	3	—	—	—	2	1	—	—	—	—
327390	Other concrete product mfg .....	124	1 172	4 550	3	—	—	—	2	1	—	—	—	—
332	Fabricated metal product mfg .....	230	2 658	10 613	14	6	3	4	—	—	1	—	—	—
3324	Boiler, tank & shipping container mfg .....	(C)	(D)	(D)	1	—	—	—	—	—	1	—	—	—
33243	Light gauge metal container mfg .....	(C)	(D)	(D)	1	—	—	—	—	—	1	—	—	—
333	Machinery mfg .....	404	3 583	14 434	10	2	2	1	2	2	1	—	—	—
3331	Ag, construction & mining machinery mfg .....	(C)	(D)	(D)	2	1	—	—	—	—	1	—	—	—
33313	Mining & oil & gas field machinery mfg .....	(C)	(D)	(D)	2	1	—	—	—	—	1	—	—	—
3334	HVAC & commercial refrigeration equipment mfg .....	(C)	(D)	(D)	3	1	—	—	1	1	—	—	—	—
33341	HVAC & commercial refrigeration equipment mfg .....	(C)	(D)	(D)	3	1	—	—	1	1	—	—	—	—
3339	Other general purpose machinery mfg .....	(C)	(D)	(D)	2	—	1	—	—	1	—	—	—	—
335	Electrical equip, appliance & component mfg .....	277	3 002	9 339	4	—	1	—	1	—	2	—	—	—
3359	Other electrical equipment & component mfg .....	277	3 002	9 339	4	—	1	—	1	—	2	—	—	—
33591	Battery mfg .....	(C)	(D)	(D)	2	—	—	—	1	—	1	—	—	—
33593	Wiring device mfg .....	(C)	(D)	(D)	1	—	—	—	—	—	1	—	—	—

See footnotes at end of table.

**Table 6. Counties—Employees, Payroll, and Establishments by Industry: 2003—Con.**

[Excludes most government employees, railroad employees, and self-employed persons. Size class 1 to 4 includes establishments with payroll, but no employees, during mid-March pay period. (D) denotes figures withheld to avoid disclosing data for individual companies; the data are included in broader industry totals. Detailed industries with 100 or more employees are shown if industry was not a (D). For explanation of terms, abbreviations, and data reliability/comparability, see introductory text]

NAICS code	Industry	Number of employees for week including March 12	Payroll (\$1,000)		Total number of establishments	Number of establishments by employment-size class																				
			First quarter	Annual		1 to 4	5 to 9	10 to 19	20 to 49	50 to 99	100 to 249	250 to 499	500 to 999	1,000 or more												
<b>ALACHUA—Con.</b>																										
<b>31-33 Manufacturing—Con.</b>																										
336	Transportation equipment mfg . . . . .	(E)	(D)	(D)	3	—	—	2	—	—	—	—	—	—	—	—	—	—								
3366	Ship & boat building . . . . .	(E)	(D)	(D)	2	—	—	1	—	—	—	—	—	—	—	—	—	—								
33661	Ship & boat building . . . . .	(E)	(D)	(D)	2	—	—	1	—	—	—	—	—	—	—	—	—	—								
337	Furniture & related product mfg . . . . .	124	960	4 347	18	13	3	1	—	1	—	—	—	—	—	—	—	—								
3371	HH & institutional furniture & kitchen cabinet mfg . . . . .	(C)	(D)	(D)	16	12	3	—	—	1	—	—	—	—	—	—	—	—								
33711	Wood kitchen cabinet & countertop mfg . . . . .	107	865	3 951	11	7	3	—	—	1	—	—	—	—	—	—	—	—								
337110	Wood kitchen cabinet & countertop mfg . . . . .	107	865	3 951	11	7	3	—	—	1	—	—	—	—	—	—	—	—								
339	Miscellaneous mfg . . . . .	783	7 263	33 602	32	12	8	5	3	—	4	—	—	—	—	—	—	—								
3391	Medical equipment & supplies mfg . . . . .	516	6 134	26 139	19	7	5	2	2	—	3	—	—	—	—	—	—	—								
33911	Medical equipment & supplies mfg . . . . .	516	6 134	26 139	19	7	5	2	2	—	3	—	—	—	—	—	—	—								
339112	Surgical & medical instrument mfg . . . . .	250	3 191	13 589	5	2	—	1	—	—	2	—	—	—	—	—	—	—								
3399	Other miscellaneous mfg . . . . .	267	1 129	7 463	13	5	3	3	1	—	1	—	—	—	—	—	—	—								
33992	Sporting & athletic goods mfg . . . . .	206	919	6 529	3	1	—	—	1	—	1	—	—	—	—	—	—	—								
339920	Sporting & athletic goods mfg . . . . .	206	919	6 529	3	1	—	—	1	—	1	—	—	—	—	—	—	—								
<b>42</b>	<b>Wholesale trade . . . . .</b>	<b>2 175</b>	<b>16 029</b>	<b>68 030</b>	<b>243</b>	<b>140</b>	<b>49</b>	<b>30</b>	<b>16</b>	<b>5</b>	<b>3</b>	—	—	—	—	—	—	—								
423	Merchant Wholesalers, Durable Goods . . . . .	971	7 660	32 604	148	83	34	21	9	1	—	—	—	—	—	—	—	—								
4232	Furniture and Home Furnishing Merchant Wholesalers . . . . .	101	781	3 519	9	3	3	2	1	—	—	—	—	—	—	—	—	—								
4233	Lumber and Other Construction Materials Merchant Wholesalers . . . . .	122	1 140	4 173	14	6	1	6	1	—	—	—	—	—	—	—	—	—								
4234	Professional and Commercial Equipment and Supplies Merchant Wholesalers . . . . .	187	1 618	6 856	31	19	7	2	3	—	—	—	—	—	—	—	—	—								
42342	Office Equipment Merchant Wholesalers . . . . .	100	749	3 244	8	2	2	2	2	—	—	—	—	—	—	—	—	—								
423420	Office Equipment Merchant Wholesalers . . . . .	100	749	3 244	8	2	2	2	2	—	—	—	—	—	—	—	—	—								
4236	Electrical and Electronic Goods Merchant Wholesalers . . . . .	119	1 028	4 130	17	9	3	3	2	—	—	—	—	—	—	—	—	—								
4237	Hardware, and Plumbing and Heating Equipment and Supplies Merchant Whole . . . . .	120	958	4 554	17	9	5	2	1	—	—	—	—	—	—	—	—	—								
4239	Miscellaneous Durable Goods Merchant Wholesalers . . . . .	130	860	3 828	20	12	6	1	—	1	—	—	—	—	—	—	—	—								
424	Merchant Wholesalers, Nondurable Goods . . . . .	1 159	8 119	34 313	80	44	14	9	6	4	3	—	—	—	—	—	—	—								
4242	Drugs and Druggists' Sundries Merchant Wholesalers . . . . .	188	1 413	6 196	4	—	—	2	—	1	1	—	—	—	—	—	—	—								
42421	Drugs and Druggists' Sundries Merchant Wholesalers . . . . .	188	1 413	6 196	4	—	—	2	—	1	1	—	—	—	—	—	—	—								
424210	Drugs and Druggists' Sundries Merchant Wholesalers . . . . .	188	1 413	6 196	4	—	—	2	—	1	1	—	—	—	—	—	—	—								
4244	Grocery and Related Product Wholesalers . . . . .	550	3 845	16 075	20	10	3	1	3	1	2	—	—	—	—	—	—	—								
42442	Packaged Frozen Food Merchant Wholesalers . . . . .	(C)	(D)	(D)	2	1	—	—	—	—	1	—	—	—	—	—	—	—								
42449	Other Grocery and Related Products Merchant Wholesalers . . . . .	237	1 305	5 532	10	6	1	—	2	—	1	—	—	—	—	—	—	—								
424490	Other Grocery and Related Products Merchant Wholesalers . . . . .	237	1 305	5 532	10	6	1	—	2	—	1	—	—	—	—	—	—	—								
4249	Miscellaneous Nondurable Goods Merchant Wholesalers . . . . .	200	1 231	5 021	33	23	7	2	—	1	—	—	—	—	—	—	—	—								
<b>44-45</b>	<b>Retail trade . . . . .</b>	<b>13 783</b>	<b>61 128</b>	<b>251 613</b>	<b>939</b>	<b>405</b>	<b>256</b>	<b>140</b>	<b>77</b>	<b>33</b>	<b>24</b>	<b>4</b>	—	—	—	—	—	—								
441	Motor vehicle & parts dealers . . . . .	1 536	12 898	54 353	80	23	18	18	11	8	2	—	—	—	—	—	—	—								
4411	Automobile dealers . . . . .	1 094	9 931	42 061	32	9	3	3	7	8	2	—	—	—	—	—	—	—								
44111	New car dealers . . . . .	1 048	9 768	41 251	21	—	2	3	6	8	2	—	—	—	—	—	—	—								
441110	New car dealers . . . . .	1 048	9 768	41 251	21	—	2	3	6	8	2	—	—	—	—	—	—	—								
4413	Automotive parts, accessories & tire stores . . . . .	362	2 310	9 348	40	10	14	14	2	—	—	—	—	—	—	—	—	—								
44131	Automotive parts, accessories & tire stores . . . . .	219	1 190	4 879	27	10	7	9	1	—	—	—	—	—	—	—	—	—								
441310	Automotive parts, accessories & tire stores . . . . .	219	1 190	4 879	27	10	7	9	1	—	—	—	—	—	—	—	—	—								
44132	Tire dealers . . . . .	143	1 120	4 469	13	—	7	5	1	—	—	—	—	—	—	—	—	—								
441320	Tire dealers . . . . .	143	1 120	4 469	13	—	7	5	1	—	—	—	—	—	—	—	—	—								
442	Furniture & home furnishing stores . . . . .	417	1 621	7 280	60	34	9	11	6	—	—	—	—	—	—	—	—	—								
4421	Furniture stores . . . . .	173	725	3 488	27	17	4	3	3	—	—	—	—	—	—	—	—	—								
44211	Furniture stores . . . . .	173	725	3 488	27	17	4	3	3	—	—	—	—	—	—	—	—	—								
442110	Furniture stores . . . . .	173	725	3 488	27	17	4	3	3	—	—	—	—	—	—	—	—	—								
4422	Home furnishings stores . . . . .	244	896	3 792	33	17	5	8	3	—	—	—	—	—	—	—	—	—								
44229	Other home furnishings stores . . . . .	212	676	2 788	24	11	3	7	3	—	—	—	—	—	—	—	—	—								
442299	All other home furnishings stores . . . . .	212	676	2 788	24	11	3	7	3	—	—	—	—	—	—	—	—	—								
443	Electronics & appliance stores . . . . .	398	2 124	7 813	36	15	11	8	—	1	1	—	—	—	—	—	—	—								
4431	Electronics & appliance stores . . . . .	398	2 124	7 813	36	15	11	8	—	1	1	—	—	—	—	—	—	—								
44311	Appliance, TV & all other electronics stores . . . . .	340	1 612	6 482	25	9	8	6	—	1	1	—	—	—	—	—	—	—								
443112	Radio, television & other electronics stores . . . . .	309	1 417	5 578	20	7	7	4	—	1	1	—	—	—	—	—	—	—								
444	Bldg material & garden equip & supp dealers . . . . .	869	5 088	21 381	61	25	16	12	6	—	2	—	—	—	—	—	—	—								
4441	Building material & supplies dealers . . . . .	757	4 606	19 164	45	17	13	8	5	—	2	—	—	—	—	—	—	—								
44411	Home centers . . . . .	(E)	(D)	(D)	2	—	—	—	—	—	2	—	—	—	—	—	—	—								
44419	Other building material dealers . . . . .	252	2 175	9 009	27	10	7	5	5	—	—	—	—	—	—	—	—	—								
444190	Other building material dealers . . . . .	252	2 175	9 009	27	10	7	5	5	—	—	—	—	—	—	—	—	—								
4442	Lawn & garden equip & supplies stores . . . . .	112	482	2 217	16	8	3	4	1	—	—	—	—	—	—	—	—	—								

See footnotes at end of table.

**Table 6. Counties—Employees, Payroll, and Establishments by Industry: 2003—Con.**

[Excludes most government employees, railroad employees, and self-employed persons. Size class 1 to 4 includes establishments with payroll, but no employees, during mid-March pay period. (D) denotes figures withheld to avoid disclosing data for individual companies; the data are included in broader industry totals. Detailed industries with 100 or more employees are shown if industry was not a (D). For explanation of terms, abbreviations, and data reliability/comparability, see introductory text]

NAICS code	Industry	Number of employees for week including March 12	Payroll (\$1,000)		Total number of establishments	Number of establishments by employment-size class																				
			First quarter	Annual		1 to 4	5 to 9	10 to 19	20 to 49	50 to 99	100 to 249	250 to 499	500 to 999	1,000 or more												
<b>ALACHUA—Con.</b>																										
<b>44-45 Retail trade—Con.</b>																										
445	Food & beverage stores .....	3 923	13 272	55 738	106	49	14	10	7	11	13	2	—	—												
4451	Grocery stores .....	3 740	12 687	53 052	71	31	3	4	7	11	13	2	—	—												
44511	Grocery (except convenience) stores .....	3 647	12 438	52 037	47	12	—	3	6	11	13	2	—	—												
445110	Grocery (except convenience) stores .....	3 647	12 438	52 037	47	12	—	3	6	11	13	2	—	—												
4453	Beer, wine & liquor stores .....	128	382	1 699	22	9	9	4	—	—	—	—	—	—												
44531	Beer, wine & liquor stores .....	128	382	1 699	22	9	9	4	—	—	—	—	—	—												
445310	Beer, wine & liquor stores .....	128	382	1 699	22	9	9	4	—	—	—	—	—	—												
446	Health & personal care stores .....	905	4 168	17 167	73	28	18	9	16	2	—	—	—	—												
4461	Health & personal care stores .....	905	4 168	17 167	73	28	18	9	16	2	—	—	—	—												
44611	Pharmacies & drug stores .....	593	3 131	12 793	28	3	8	3	12	2	—	—	—	—												
446110	Pharmacies & drug stores .....	593	3 131	12 793	28	3	8	3	12	2	—	—	—	—												
44613	Optical goods stores .....	168	571	2 448	21	8	8	3	2	—	—	—	—	—												
446130	Optical goods stores .....	168	571	2 448	21	8	8	3	2	—	—	—	—	—												
447	Gasoline stations .....	583	2 273	9 496	115	55	47	13	—	—	—	—	—	—												
4471	Gasoline stations .....	583	2 273	9 496	115	55	47	13	—	—	—	—	—	—												
44711	Gasoline stations with convenience stores .....	524	2 040	8 555	102	46	45	11	—	—	—	—	—	—												
447110	Gasoline stations with convenience stores .....	524	2 040	8 555	102	46	45	11	—	—	—	—	—	—												
448	Clothing & clothing accessories stores .....	1 277	3 535	14 625	127	40	47	26	10	4	—	—	—	—												
4481	Clothing stores .....	996	2 400	9 937	80	20	28	18	10	4	—	—	—	—												
44812	Women's clothing stores .....	300	689	2 613	35	11	14	7	3	—	—	—	—	—												
448120	Women's clothing stores .....	300	689	2 613	35	11	14	7	3	—	—	—	—	—												
44814	Family clothing stores .....	419	1 017	4 179	18	3	3	4	5	3	—	—	—	—												
448140	Family clothing stores .....	419	1 017	4 179	18	3	3	4	5	3	—	—	—	—												
44819	Other clothing stores .....	127	278	1 139	9	2	3	2	1	1	—	—	—	—												
448190	Other clothing stores .....	127	278	1 139	9	2	3	2	1	1	—	—	—	—												
4482	Shoe stores .....	173	615	2 604	27	11	10	6	—	—	—	—	—	—												
44821	Shoe stores .....	173	615	2 604	27	11	10	6	—	—	—	—	—	—												
448210	Shoe stores .....	173	615	2 604	27	11	10	6	—	—	—	—	—	—												
4483	Jewelry, luggage & leather goods stores .....	108	520	2 084	20	9	9	2	—	—	—	—	—	—												
44831	Jewelry stores .....	(C)	(D)	(D)	19	8	9	2	—	—	—	—	—	—												
451	Sporting goods, hobby, book & music stores .....	824	2 440	10 428	80	34	23	12	10	1	—	—	—	—												
4511	Sporting goods, hobby, musical instrument stores .....	385	1 266	5 515	48	23	13	8	4	—	—	—	—	—												
45111	Sporting goods stores .....	195	713	3 187	29	16	8	3	2	—	—	—	—	—												
451110	Sporting goods stores .....	195	713	3 187	29	16	8	3	2	—	—	—	—	—												
45112	Hobby, toy & game stores .....	125	377	1 584	11	4	4	1	2	—	—	—	—	—												
451120	Hobby, toy & game stores .....	125	377	1 584	11	4	4	1	2	—	—	—	—	—												
4512	Book, periodical & music stores .....	439	1 174	4 913	32	11	10	4	6	1	—	—	—	—												
45121	Book stores & news dealers .....	358	1 000	4 137	24	9	5	4	5	1	—	—	—	—												
452	General merchandise stores .....	1 943	8 685	33 055	35	4	15	3	2	3	6	2	—	—												
4521	Department stores .....	1 579	7 277	27 172	11	1	—	—	—	3	5	2	—	—												
45211	Department stores .....	1 579	7 277	27 172	11	1	—	—	—	3	5	2	—	—												
452111	Department Stores (except Discount Department Stores) .....	640	2 953	10 554	5	—	—	—	—	2	3	—	—	—												
452112	Discount Department Stores .....	939	4 324	16 618	6	1	—	—	—	1	2	2	—	—												
4529	Other general merchandise stores .....	364	1 408	5 883	24	3	15	3	2	—	1	—	—	—												
45291	Warehouse clubs & superstores .....	(C)	(D)	(D)	1	—	—	—	—	—	1	—	—	—												
45299	All other general merchandise stores .....	(C)	(D)	(D)	23	3	15	3	2	—	—	—	—	—												
453	Miscellaneous store retailers .....	754	2 811	11 435	106	57	26	14	7	2	—	—	—	—												
4532	Office supplies, stationery & gift stores .....	328	1 010	4 041	33	13	8	7	4	1	—	—	—	—												
45321	Office supplies & stationery stores .....	179	681	2 615	9	2	1	2	3	1	—	—	—	—												
453210	Office supplies & stationery stores .....	179	681	2 615	9	2	1	2	3	1	—	—	—	—												
45322	Gift, novelty & souvenir stores .....	149	329	1 426	24	11	7	5	1	—	—	—	—	—												
453220	Gift, novelty & souvenir stores .....	149	329	1 426	24	11	7	5	1	—	—	—	—	—												
4533	Used merchandise stores .....	108	370	1 536	24	17	5	1	1	—	—	—	—	—												
45331	Used merchandise stores .....	108	370	1 536	24	17	5	1	1	—	—	—	—	—												
453310	Used merchandise stores .....	108	370	1 536	24	17	5	1	1	—	—	—	—	—												
4539	Other miscellaneous store retailers .....	223	1 124	4 677	36	22	8	4	1	1	—	—	—	—												
45399	All other miscellaneous store retailers .....	108	700	2 741	21	14	3	3	1	—	—	—	—	—												
454	Nonstore retailers .....	354	2 213	8 842	60	41	12	4	2	1	—	—	—	—												
4541	Electronic shopping & mail-order houses .....	174	1 130	4 546	25	19	3	1	1	1	—	—	—	—												
45411	Electronic shopping & mail-order houses .....	174	1 130	4 546	25	19	3	1	1	1	—	—	—	—												
4543	Direct selling establishments .....	135	819	3 308	31	20	8	3	—	—	—	—	—	—												
<b>48-49 Transportation &amp; warehousing .....</b>														<b>1 326</b>	<b>7 997</b>	<b>31 713</b>	<b>67</b>	<b>39</b>	<b>8</b>	<b>7</b>	<b>7</b>	<b>4</b>	<b>1</b>	<b>1</b>	—	—
484	Truck transportation .....	151	925	3 727	29	21	3	2	3	—	—	—	—	—												
4841	General freight trucking .....	120	790	3 084	18	12	1	2	3	—	—	—	—	—												
48412	General freight trucking, long-distance .....	107	741	2 978	13	8	1	1	3	—	—	—	—	—												
492	Couriers & messengers .....	362	2 142	8 504	10	4	1	1	—	3	1	—	—	—												
4921	Couriers .....	270	2 004	8 018	5	2	—	—	—	2	1	—	—	—												
49211	Couriers .....	270	2 004	8 018	5	2	—	—	—	2	1	—	—	—												
492110	Couriers .....	270	2 004	8 018	5	2	—	—	—	2	1	—	—	—												
493	Warehousing & storage .....	644	4 132	15 861	6	1	1	1	1	1	—	1	—	—												
4931	Warehousing & storage .....	644	4 132	15 861	6	1	1	1	1	1	—	1	—	—												
49311	General warehousing & storage .....	644	4 132	15 861	6	1	1	1	1	1	—	1	—	—												
493110	General warehousing & storage .....	644	4 132	15 861	6	1	1	1	1	1	—	1	—	—												

See footnotes at end of table.

**Table 6. Counties—Employees, Payroll, and Establishments by Industry: 2003—Con.**

[Excludes most government employees, railroad employees, and self-employed persons. Size class 1 to 4 includes establishments with payroll, but no employees, during mid-March pay period. (D) denotes figures withheld to avoid disclosing data for individual companies; the data are included in broader industry totals. Detailed industries with 100 or more employees are shown if industry was not a (D). For explanation of terms, abbreviations, and data reliability/comparability, see introductory text]

NAICS code	Industry	Number of employees for week including March 12	Payroll (\$1,000)		Total number of establishments	Number of establishments by employment-size class								
			First quarter	Annual		1 to 4	5 to 9	10 to 19	20 to 49	50 to 99	100 to 249	250 to 499	500 to 999	1,000 or more
<b>ALACHUA—Con.</b>														
<b>51</b>	<b>Information</b>	<b>3 444</b>	<b>42 808</b>	<b>184 851</b>	<b>114</b>	<b>54</b>	<b>17</b>	<b>16</b>	<b>10</b>	<b>10</b>	<b>6</b>	<b>—</b>	<b>1</b>	<b>—</b>
511	Publishing industries	2 038	29 084	131 321	45	22	9	6	1	2	4	—	1	—
5111	Newspaper, periodical, book, database publishers	1 899	27 159	123 727	34	17	7	3	1	1	4	—	1	—
51111	Newspaper publishers (E)	(D)	(D)	(D)	6	3	—	1	—	—	2	—	—	—
51112	Periodical publishers	361	4 138	17 440	8	2	4	—	—	—	2	—	—	—
511120	Periodical publishers	361	4 138	17 440	8	2	4	—	—	—	2	—	—	—
51113	Book publishers (G)	(D)	(D)	(D)	12	7	3	1	—	—	—	—	1	—
5112	Software publishers	139	1 925	7 594	11	5	2	3	—	1	—	—	—	—
51121	Software publishers	139	1 925	7 594	11	5	2	3	—	1	—	—	—	—
511210	Software publishers	139	1 925	7 594	11	5	2	3	—	1	—	—	—	—
512	Motion picture & sound recording industries (C)	(D)	(D)	(D)	12	9	1	—	—	2	—	—	—	—
5121	Motion picture & video industries	128	415	1 768	10	8	—	—	—	2	—	—	—	—
51213	Motion picture & video exhibition (C)	(D)	(D)	(D)	2	—	—	—	—	2	—	—	—	—
515	Broadcasting (except Internet) (C)	(D)	(D)	(D)	7	2	—	2	2	1	—	—	—	—
5151	Radio and Television Broadcasting (C)	(D)	(D)	(D)	7	2	—	2	2	1	—	—	—	—
51512	Television Broadcasting (C)	(D)	(D)	(D)	2	—	—	1	—	1	—	—	—	—
517	Telecommunications	769	8 004	30 194	36	12	6	6	7	4	1	—	—	—
5171	Wired Telecommunications Carriers	374	4 652	16 172	15	5	1	3	3	3	—	—	—	—
51711	Wired Telecommunications Carriers	374	4 652	16 172	15	5	1	3	3	3	—	—	—	—
517110	Wired Telecommunications Carriers	374	4 652	16 172	15	5	1	3	3	3	—	—	—	—
5172	Wireless Telecommunications Carriers (except Satellite)	189	1 583	6 352	17	7	5	3	1	1	—	—	—	—
51721	Wireless Telecommunications Carriers (except Satellite)	189	1 583	6 352	17	7	5	3	1	1	—	—	—	—
5175	Cable and Other Program Distribution	206	1 769	7 670	4	—	—	—	3	—	1	—	—	—
51751	Cable and Other Program Distribution	206	1 769	7 670	4	—	—	—	3	—	1	—	—	—
517510	Cable and Other Program Distribution	206	1 769	7 670	4	—	—	—	3	—	1	—	—	—
518	Internet Service Providers, Web Search Portals, and Data Processing Serv	312	3 850	16 658	12	7	1	2	—	1	1	—	—	—
5181	Internet Service Providers and Web Search Portals (C)	(D)	(D)	(D)	6	3	1	1	—	1	—	—	—	—
51811	Internet Service Providers and Web Search Portals (C)	(D)	(D)	(D)	6	3	1	1	—	1	—	—	—	—
5182	Data Processing, Hosting, and Related Services (C)	(D)	(D)	(D)	6	4	—	1	—	—	1	—	—	—
51821	Data Processing, Hosting, and Related Services (C)	(D)	(D)	(D)	6	4	—	1	—	—	1	—	—	—
<b>52</b>	<b>Finance &amp; insurance</b>	<b>3 262</b>	<b>30 048</b>	<b>119 076</b>	<b>287</b>	<b>173</b>	<b>55</b>	<b>31</b>	<b>18</b>	<b>4</b>	<b>4</b>	<b>2</b>	<b>—</b>	<b>—</b>
522	Credit intermediation & related activities	1 350	11 786	46 558	136	71	29	20	11	4	1	—	—	—
5221	Depository credit intermediation	1 141	9 574	37 902	74	23	18	18	10	4	1	—	—	—
52211	Commercial banking	749	6 726	25 825	60	21	16	14	7	1	1	—	—	—
522110	Commercial banking	749	6 726	25 825	60	21	16	14	7	1	1	—	—	—
52213	Credit unions	392	2 848	12 077	14	2	2	4	3	3	—	—	—	—
522130	Credit unions	392	2 848	12 077	14	2	2	4	3	3	—	—	—	—
5222	Nondepository credit intermediation	150	1 871	7 000	42	33	6	2	1	—	—	—	—	—
52229	Other nondepository credit intermediation (C)	(D)	(D)	(D)	40	31	6	2	1	—	—	—	—	—
523	Security, commodity contracts & like activity	110	1 601	6 769	25	18	4	2	1	—	—	—	—	—
524	Insurance carriers & related activities	1 802	16 661	65 749	126	84	22	9	6	—	3	2	—	—
5241	Insurance carriers	737	8 287	31 241	26	13	4	3	4	—	1	1	—	—
52412	Other direct insurance carriers	652	7 234	26 706	19	11	2	3	1	—	1	1	—	—
524126	Direct property & casualty insurance carriers	608	6 944	25 392	13	8	1	1	1	—	1	1	—	—
5242	Agencies & other insurance related activities	1 065	8 374	34 508	100	71	18	6	2	—	2	1	—	—
52421	Insurance agencies & brokerages	1 038	8 129	33 570	96	69	17	5	2	—	2	1	—	—
524210	Insurance agencies & brokerages	1 038	8 129	33 570	96	69	17	5	2	—	2	1	—	—
<b>53</b>	<b>Real estate &amp; rental &amp; leasing</b>	<b>2 105</b>	<b>10 461</b>	<b>44 542</b>	<b>294</b>	<b>182</b>	<b>61</b>	<b>38</b>	<b>10</b>	<b>1</b>	<b>1</b>	<b>1</b>	<b>—</b>	<b>—</b>
531	Real estate	1 618	7 868	34 266	236	159	44	25	6	—	1	1	—	—
5311	Lessors of real estate	710	3 189	14 127	106	66	29	6	4	—	1	—	—	—
53111	Lessors of residential buildings & dwellings	506	2 459	10 949	60	34	18	6	1	—	1	—	—	—
531110	Lessors of residential buildings & dwellings	506	2 459	10 949	60	34	18	6	1	—	1	—	—	—
53112	Lessors of nonres bldg (exc miniwarehouses)	150	511	2 096	27	19	5	—	3	—	—	—	—	—
531120	Lessors of nonres bldg (exc miniwarehouses)	150	511	2 096	27	19	5	—	3	—	—	—	—	—
5312	Offices of real estate agents & brokers	167	1 025	5 100	57	45	6	6	—	—	—	—	—	—
53121	Offices of real estate agents & brokers	167	1 025	5 100	57	45	6	6	—	—	—	—	—	—
531210	Offices of real estate agents & brokers	167	1 025	5 100	57	45	6	6	—	—	—	—	—	—
5313	Activities related to real estate	741	3 654	15 039	73	48	9	13	2	—	—	1	—	—
53131	Real estate property managers	671	3 208	12 745	45	22	8	12	2	—	—	1	—	—
531311	Residential property managers	651	3 079	12 225	40	19	7	11	2	—	—	1	—	—
532	Rental & leasing services (E)	(D)	(D)	(D)	57	22	17	13	4	1	—	—	—	—
5322	Consumer goods rental	218	789	3 106	30	9	13	6	2	—	—	—	—	—
53223	Video tape & disc rental	165	422	1 737	17	3	6	6	2	—	—	—	—	—
532230	Video tape & disc rental	165	422	1 737	17	3	6	6	2	—	—	—	—	—
5324	Commercial, industrial equip rental & leasing	166	1 193	4 607	9	3	1	3	1	1	—	—	—	—
53249	Oth commercial, industrial equip rental, lease	119	829	3 358	5	2	1	1	—	1	—	—	—	—
532490	Oth commercial, industrial equip rental, lease	119	829	3 358	5	2	1	1	—	1	—	—	—	—

See footnotes at end of table.

**Table 6. Counties—Employees, Payroll, and Establishments by Industry: 2003—Con.**

[Excludes most government employees, railroad employees, and self-employed persons. Size class 1 to 4 includes establishments with payroll, but no employees, during mid-March pay period. (D) denotes figures withheld to avoid disclosing data for individual companies; the data are included in broader industry totals. Detailed industries with 100 or more employees are shown if industry was not a (D). For explanation of terms, abbreviations, and data reliability/comparability, see introductory text]

NAICS code	Industry	Number of employees for week including March 12	Payroll (\$1,000)		Total number of establishments	Number of establishments by employment-size class									
			First quarter	Annual		1 to 4	5 to 9	10 to 19	20 to 49	50 to 99	100 to 249	250 to 499	500 to 999	1,000 or more	
<b>ALACHUA—Con.</b>															
<b>54</b>	<b>Professional, scientific &amp; technical services</b>	<b>5 083</b>	<b>48 044</b>	<b>207 027</b>	<b>707</b>	<b>473</b>	<b>110</b>	<b>75</b>	<b>37</b>	<b>6</b>	<b>4</b>	<b>2</b>	—	—	
541	Professional, scientific & technical services	5 083	48 044	207 027	707	473	110	75	37	6	4	2	—	—	
5411	Legal services	872	9 087	38 874	172	117	33	15	5	2	—	—	—	—	
54111	Offices of lawyers	(F)	(D)	(D)	170	116	33	14	5	2	—	—	—	—	
5412	Accounting, tax prep, bookkeep, payroll services	801	4 519	18 177	101	64	16	14	5	1	1	—	—	—	
54121	Accounting, tax prep, bookkeep, payroll services	801	4 519	18 177	101	64	16	14	5	1	1	—	—	—	
541211	Offices of certified public accountants	286	2 155	9 677	52	38	7	4	3	—	—	—	—	—	
541213	Tax preparation services	187	2 404	7 911	12	3	1	5	2	1	—	—	—	—	
541219	Other accounting services	308	1 746	7 353	33	21	7	4	—	—	1	—	—	—	
5413	Architectural, engineering & related services	1 321	15 065	65 080	129	81	20	15	8	2	2	1	—	—	
54133	Engineering services	997	12 910	54 863	74	48	6	10	6	1	2	1	—	—	
541330	Engineering services	997	12 910	54 863	74	48	6	10	6	1	2	1	—	—	
5415	Computer systems design & related services	298	2 562	11 776	61	44	8	6	3	—	—	—	—	—	
54151	Computer systems design & related services	298	2 562	11 776	61	44	8	6	3	—	—	—	—	—	
541511	Custom computer programming services	211	1 804	8 105	29	19	3	4	3	—	—	—	—	—	
5416	Management, sci & tech consulting services	441	3 738	15 801	102	80	11	6	4	1	—	—	—	—	
54161	Management consulting services	193	1 651	6 824	62	50	6	5	1	—	—	—	—	—	
541611	Admin & gen management consulting services	156	1 289	5 041	38	28	4	5	1	—	—	—	—	—	
54162	Environmental consulting services	211	1 806	7 462	27	18	5	1	2	1	—	—	—	—	
541620	Environmental consulting services	211	1 806	7 462	27	18	5	1	2	1	—	—	—	—	
5417	Scientific R&D services	704	10 252	44 952	39	22	9	3	3	—	1	1	—	—	
54171	R&D in physical, engineering & life sciences	650	9 831	42 969	34	20	8	3	1	—	1	1	—	—	
541710	R&D in physical, engineering & life sciences	650	9 831	42 969	34	20	8	3	1	—	1	1	—	—	
5419	Oth professional, scientific, technical services	511	2 097	9 419	64	38	4	13	9	—	—	—	—	—	
54194	Veterinary services	404	1 631	7 229	29	9	2	10	8	—	—	—	—	—	
541940	Veterinary services	404	1 631	7 229	29	9	2	10	8	—	—	—	—	—	
<b>55</b>	<b>Management of companies &amp; enterprises</b>	<b>1 021</b>	<b>10 249</b>	<b>41 123</b>	<b>29</b>	<b>13</b>	<b>3</b>	<b>3</b>	<b>6</b>	<b>2</b>	—	<b>2</b>	—	—	
551	Management of companies & enterprises	1 021	10 249	41 123	29	13	3	3	6	2	—	2	—	—	
5511	Management of companies & enterprises	1 021	10 249	41 123	29	13	3	3	6	2	—	2	—	—	
55111	Management of companies & enterprises	1 021	10 249	41 123	29	13	3	3	6	2	—	2	—	—	
551114	Corp, subsidiary & regional managing offices	1 013	10 180	40 553	24	9	2	3	6	2	—	2	—	—	
<b>56</b>	<b>Admin, support, waste mgt, remediation services</b>	<b>5 960</b>	<b>23 812</b>	<b>129 564</b>	<b>254</b>	<b>151</b>	<b>31</b>	<b>30</b>	<b>25</b>	<b>7</b>	<b>9</b>	—	—	<b>1</b>	
561	Administrative & support services	(I)	(D)	(D)	248	149	30	30	24	6	8	—	—	1	
5613	Employment services	3 833	12 877	83 318	24	6	2	3	3	4	5	—	—	1	
56132	Temporary help services	(G)	(D)	(D)	16	2	—	3	2	4	5	—	—	—	
56133	Employee leasing services	(H)	(D)	(D)	2	1	—	—	—	—	—	—	—	1	
5614	Business support services	273	1 375	5 853	38	24	6	4	3	1	—	—	—	—	
56143	Business service centers	162	930	3 678	16	8	3	3	1	1	—	—	—	—	
5615	Travel arrangement & reservation services	113	750	2 981	16	9	5	—	2	—	—	—	—	—	
5616	Investigation & security services	346	1 800	7 490	16	7	2	4	1	—	2	—	—	—	
56161	Investigation, guard & armored car services	270	1 231	5 295	8	3	1	2	—	—	2	—	—	—	
5617	Services to buildings & dwellings	1 022	4 424	19 278	130	86	14	15	13	1	1	—	—	—	
56171	Exterminating & pest control services	198	1 651	6 821	12	6	—	5	—	—	1	—	—	—	
561710	Exterminating & pest control services	198	1 651	6 821	12	6	—	5	—	—	1	—	—	—	
56172	Janitorial services	348	827	3 871	39	27	3	3	5	1	—	—	—	—	
561720	Janitorial services	348	827	3 871	39	27	3	3	5	1	—	—	—	—	
56173	Landscaping services	381	1 459	6 335	56	38	5	6	7	—	—	—	—	—	
561730	Landscaping services	381	1 459	6 335	56	38	5	6	7	—	—	—	—	—	
562	Waste management & remediation services	(C)	(D)	(D)	6	2	1	—	1	1	1	—	—	—	
5621	Waste collection	(C)	(D)	(D)	2	—	—	—	1	—	1	—	—	—	
56211	Waste collection	(C)	(D)	(D)	2	—	—	—	1	—	1	—	—	—	
<b>61</b>	<b>Educational services</b>	<b>2 941</b>	<b>14 797</b>	<b>60 610</b>	<b>85</b>	<b>45</b>	<b>11</b>	<b>10</b>	<b>10</b>	<b>6</b>	<b>1</b>	<b>1</b>	—	<b>1</b>	
611	Educational services	2 941	14 797	60 610	85	45	11	10	10	6	1	1	—	1	
6111	Elementary & secondary schools	1 135	3 843	15 875	26	5	6	4	5	4	1	1	—	—	
61111	Elementary & secondary schools	1 135	3 843	15 875	26	5	6	4	5	4	1	1	—	—	
611110	Elementary & secondary schools	1 135	3 843	15 875	26	5	6	4	5	4	1	1	—	—	
6112	Junior colleges	(G)	(D)	(D)	2	—	—	—	—	1	—	—	—	1	
61121	Junior colleges	(G)	(D)	(D)	2	—	—	—	—	1	—	—	—	1	
6114	Business schools & computer & mgt training	(C)	(D)	(D)	5	1	1	—	3	—	—	—	—	—	
61143	Professional, management development training	111	667	2 907	4	—	1	—	3	—	—	—	—	—	
611430	Professional, management development training	111	667	2 907	4	—	1	—	3	—	—	—	—	—	
6116	Other schools & instruction	205	497	2 100	27	19	1	4	2	1	—	—	—	—	
<b>62</b>	<b>Health care and social assistance</b>	<b>17 261</b>	<b>140 778</b>	<b>606 997</b>	<b>660</b>	<b>286</b>	<b>171</b>	<b>109</b>	<b>59</b>	<b>15</b>	<b>16</b>	—	—	<b>4</b>	
621	Ambulatory health care services	5 400	46 124	217 229	493	213	133	88	41	10	8	—	—	—	
6211	Offices of physicians	2 052	22 457	112 071	206	82	57	38	23	6	—	—	—	—	
62111	Offices of physicians	2 052	22 457	112 071	206	82	57	38	23	6	—	—	—	—	
621111	Offices of physicians (exc mental health)	1 978	22 007	110 264	193	73	57	35	22	6	—	—	—	—	
6212	Offices of dentists	785	5 449	25 479	95	21	48	22	4	—	—	—	—	—	
62121	Offices of dentists	785	5 449	25 479	95	21	48	22	4	—	—	—	—	—	
621210	Offices of dentists	785	5 449	25 479	95	21	48	22	4	—	—	—	—	—	

See footnotes at end of table.

**Table 6. Counties—Employees, Payroll, and Establishments by Industry: 2003—Con.**

[Excludes most government employees, railroad employees, and self-employed persons. Size class 1 to 4 includes establishments with payroll, but no employees, during mid-March pay period. (D) denotes figures withheld to avoid disclosing data for individual companies; the data are included in broader industry totals. Detailed industries with 100 or more employees are shown if industry was not a (D). For explanation of terms, abbreviations, and data reliability/comparability, see introductory text]

NAICS code	Industry	Number of employees for week including March 12	Payroll (\$1,000)		Total number of establishments	Number of establishments by employment-size class								
			First quarter	Annual		1 to 4	5 to 9	10 to 19	20 to 49	50 to 99	100 to 249	250 to 499	500 to 999	1,000 or more
<b>ALACHUA—Con.</b>														
<b>62 Health care and social assistance—Con.</b>														
Ambulatory health care services—Con.														
621	Offices of other health practitioners .....	661	3 955	17 452	129	90	19	14	5	1	—	—	—	—
62131	Offices of chiropractors .....	159	780	3 672	29	18	5	5	1	—	—	—	—	
621310	Offices of chiropractors .....	159	780	3 672	29	18	5	5	1	—	—	—	—	
62134	Offices of PT, OT, speech therapy & audiology .....	242	1 517	6 762	27	18	2	3	3	1	—	—	—	
621340	Offices of PT, OT, speech therapy & audiology .....	242	1 517	6 762	27	18	2	3	3	1	—	—	—	
62139	Offices of all other health practitioners .....	107	923	4 010	34	25	6	3	—	—	—	—	—	
6214	Outpatient care centers .....	721	5 209	20 747	24	9	3	5	4	1	2	—	—	
62142	Outpatient mental health, substance abuse ctrs .....	455	3 303	13 246	6	3	—	1	—	—	2	—	—	
621420	Outpatient mental health, substance abuse ctrs .....	455	3 303	13 246	6	3	—	1	—	—	2	—	—	
62149	Other outpatient care centers .....	222	1 761	7 078	14	5	3	2	3	1	—	—	—	
621493	Freestanding ambulatory surgery, emergency ctr .....	136	932	4 094	7	2	1	1	3	—	—	—	—	
6215	Medical & diagnostic laboratories .....	369	3 600	19 336	17	7	2	4	2	—	2	—	—	
62151	Medical & diagnostic laboratories .....	369	3 600	19 336	17	7	2	4	2	—	2	—	—	
621511	Medical laboratories .....	182	1 341	5 399	8	4	—	3	—	—	1	—	—	
621512	Diagnostic Imaging centers .....	187	2 259	13 937	9	3	2	1	2	—	1	—	—	
6216	Home health care services .....	585	3 911	15 578	13	4	2	—	2	3	—	—	—	
62161	Home health care services .....	585	3 911	15 578	13	4	2	—	2	3	—	—	—	
621610	Home health care services .....	585	3 911	15 578	13	4	2	—	2	3	—	—	—	
6219	Other ambulatory health care services .....	227	1 543	6 566	9	—	2	5	1	—	1	—	—	
62199	All other ambulatory health care services .....	227	1 543	6 566	9	—	2	5	1	—	1	—	—	
621991	Blood & organ banks .....	188	1 225	5 160	5	—	1	2	1	—	1	—	—	
622	Hospitals .....	(I)	(D)	(D)	5	—	—	—	—	—	1	—	—	
6221	General medical & surgical hospitals .....	9 267	82 508	338 719	4	—	—	—	—	—	—	—	4	
62211	General medical & surgical hospitals .....	9 267	82 508	338 719	4	—	—	—	—	—	—	—	4	
622110	General medical & surgical hospitals .....	9 267	82 508	338 719	4	—	—	—	—	—	—	—	4	
6223	Other specialty hospitals .....	(C)	(D)	(D)	1	—	—	—	—	—	1	—	—	
62231	Other specialty hospitals .....	(C)	(D)	(D)	1	—	—	—	—	—	1	—	—	
623	Nursing & residential care facilities .....	1 363	6 904	28 957	42	17	9	2	4	4	6	—	—	
6231	Nursing care facilities .....	689	4 106	18 292	6	1	—	—	—	—	5	—	—	
62311	Nursing care facilities .....	689	4 106	18 292	6	1	—	—	—	—	5	—	—	
623110	Nursing care facilities .....	689	4 106	18 292	6	1	—	—	—	—	5	—	—	
6232	Residential mental retardation, health facil .....	114	612	2 153	14	5	7	1	—	1	—	—	—	
62321	Residential mental retardation facilities .....	114	612	2 153	14	5	7	1	—	1	—	—	—	
623210	Residential mental retardation facilities .....	114	612	2 153	14	5	7	1	—	1	—	—	—	
6233	Community care facilities for the elderly .....	499	1 925	7 529	15	7	1	—	3	3	1	—	—	
62331	Community care facilities for the elderly .....	499	1 925	7 529	15	7	1	—	3	3	1	—	—	
624	Social assistance .....	(G)	(D)	(D)	120	56	29	19	14	1	1	—	—	
6241	Individual & family services .....	350	2 126	9 247	35	20	6	5	2	1	1	—	—	
62411	Child & youth services .....	141	752	3 071	5	2	1	—	1	—	1	—	—	
624110	Child & youth services .....	141	752	3 071	5	2	1	—	1	—	1	—	—	
62412	Services for elderly & disabled persons .....	111	708	3 094	9	5	1	1	1	1	—	—	—	
624120	Services for elderly & disabled persons .....	111	708	3 094	9	5	1	1	1	1	—	—	—	
6242	Community, emergency & other relief services .....	(C)	(D)	(D)	14	9	1	1	3	—	—	—	—	
6244	Child day care services .....	644	1 644	6 944	70	27	21	13	9	—	—	—	—	
62441	Child day care services .....	644	1 644	6 944	70	27	21	13	9	—	—	—	—	
624410	Child day care services .....	644	1 644	6 944	70	27	21	13	9	—	—	—	—	
<b>71</b>	<b>Arts, entertainment &amp; recreation .....</b>	<b>1 146</b>	<b>3 408</b>	<b>21 637</b>	<b>80</b>	<b>39</b>	<b>21</b>	<b>10</b>	<b>4</b>	<b>4</b>	<b>1</b>	<b>1</b>	<b>—</b>	
711	Performing arts, spectator sports & related industries .....	246	977	9 086	31	18	8	2	1	2	—	—	—	
712	Museums, historical sites & like institutions .....	144	401	1 723	7	4	2	—	—	—	1	—	—	
7121	Museums, historical sites & like institutions .....	144	401	1 723	7	4	2	—	—	—	1	—	—	
71211	Museums .....	(C)	(D)	(D)	3	1	1	—	—	—	1	—	—	
713	Amusement, gambling & recreation industries .....	756	2 030	10 828	42	17	11	8	3	2	—	1	—	
7139	Other amusement & recreation industries .....	(F)	(D)	(D)	40	16	10	8	3	2	—	1	—	
71391	Golf courses & country clubs .....	195	701	5 189	4	1	—	—	1	2	—	—	—	
713910	Golf courses & country clubs .....	195	701	5 189	4	1	—	—	1	2	—	—	—	
71394	Fitness & recreational sports centers .....	484	1 110	4 784	25	9	6	8	1	—	—	1	—	
713940	Fitness & recreational sports centers .....	484	1 110	4 784	25	9	6	8	1	—	—	1	—	
<b>72</b>	<b>Accommodation &amp; food services .....</b>	<b>9 859</b>	<b>23 884</b>	<b>97 357</b>	<b>450</b>	<b>138</b>	<b>53</b>	<b>97</b>	<b>112</b>	<b>40</b>	<b>9</b>	<b>1</b>	<b>—</b>	
721	Accommodation .....	1 220	3 743	14 794	83	37	10	19	12	3	2	—	—	
7211	Traveler accommodation .....	928	2 926	11 445	46	19	4	10	8	3	2	—	—	
72111	Hotels (exc casino hotels) & motels .....	912	2 881	11 248	41	15	3	10	8	3	2	—	—	
721110	Hotels (exc casino hotels) & motels .....	912	2 881	11 248	41	15	3	10	8	3	2	—	—	
7213	Rooming & boarding houses .....	211	443	1 536	29	15	3	9	2	—	—	—	—	
72131	Rooming & boarding houses .....	211	443	1 536	29	15	3	9	2	—	—	—	—	
721310	Rooming & boarding houses .....	211	443	1 536	29	15	3	9	2	—	—	—	—	
722	Food services & drinking places .....	8 639	20 141	82 563	367	101	43	78	100	37	7	1	—	
7221	Full-service restaurants .....	4 385	11 254	47 074	142	33	10	30	39	24	6	—	—	
72211	Full-service restaurants .....	4 385	11 254	47 074	142	33	10	30	39	24	6	—	—	
722110	Full-service restaurants .....	4 385	11 254	47 074	142	33	10	30	39	24	6	—	—	
7222	Limited-service eating places .....	3 445	7 390	30 906	185	50	24	41	56	13	1	—	—	
72221	Limited-service eating places .....	3 445	7 390	30 906	185	50	24	41	56	13	1	—	—	
722211	Limited-service restaurants .....	3 141	6 527	27 171	151	37	17	30	54	12	1	—	—	
722212	Cafeterias .....	124	400	1 680	6	1	1	1	2	1	—	—	—	
722213	Snack & nonalcoholic beverage bars .....	180	463	2 055	28	12	6	10	—	—	—	—	—	

See footnotes at end of table.



**Table 6. Counties—Employees, Payroll, and Establishments by Industry: 2003—Con.**

[Excludes most government employees, railroad employees, and self-employed persons. Size class 1 to 4 includes establishments with payroll, but no employees, during mid-March pay period. (D) denotes figures withheld to avoid disclosing data for individual companies; the data are included in broader industry totals. Detailed industries with 100 or more employees are shown if industry was not a (D). For explanation of terms, abbreviations, and data reliability/comparability, see introductory text]

NAICS code	Industry	Number of employees for week including March 12	Payroll (\$1,000)		Total number of establishments	Number of establishments by employment-size class								
			First quarter	Annual		1 to 4	5 to 9	10 to 19	20 to 49	50 to 99	100 to 249	250 to 499	500 to 999	1,000 or more
<b>ALACHUA—Con.</b>														
<b>72</b>	<b>Accommodation &amp; food services—Con.</b>													
722	Food services & drinking places—Con.													
7223	Special food services	589	1 141	2 967	16	9	2	3	1	—	—	1	—	—
72231	Food service contractors	562	1 064	2 615	9	4	1	2	1	—	—	1	—	—
722310	Food service contractors	562	1 064	2 615	9	4	1	2	1	—	—	1	—	—
7224	Drinking places (alcoholic beverages)	220	356	1 616	24	9	7	4	4	—	—	—	—	—
72241	Drinking places (alcoholic beverages)	220	356	1 616	24	9	7	4	4	—	—	—	—	—
722410	Drinking places (alcoholic beverages)	220	356	1 616	24	9	7	4	4	—	—	—	—	—
<b>81</b>	<b>Other services (except public administration)</b>	<b>4 340</b>	<b>19 525</b>	<b>82 552</b>	<b>530</b>	<b>295</b>	<b>117</b>	<b>68</b>	<b>43</b>	<b>4</b>	<b>2</b>	<b>1</b>	—	—
811	Repair & maintenance	796	4 116	17 187	156	103	29	16	8	—	—	—	—	—
8111	Automotive repair & maintenance	586	2 858	12 122	113	73	20	15	5	—	—	—	—	—
81111	Automotive mechanical & electrical R&M	304	1 494	6 426	71	52	10	7	2	—	—	—	—	—
811111	General automotive repair	282	1 373	5 918	64	46	9	7	2	—	—	—	—	—
811112	Automotive body, paint, interior & glass repair	182	1 008	4 125	26	13	5	6	2	—	—	—	—	—
811121	Automotive body, paint & interior R&M	137	838	3 369	21	10	5	5	1	—	—	—	—	—
811119	Other automotive R&M	100	356	1 571	16	8	5	2	1	—	—	—	—	—
8112	Electronic & precision equipment R&M	102	722	3 009	14	8	3	1	2	—	—	—	—	—
81121	Electronic & precision equipment R&M	102	722	3 009	14	8	3	1	2	—	—	—	—	—
812	Personal & laundry services	1 102	3 651	15 086	154	76	38	30	9	1	—	—	—	—
8121	Personal care services	608	2 066	8 612	83	36	23	19	5	—	—	—	—	—
81211	Hair, nail & skin care services	413	1 576	6 742	62	25	19	16	2	—	—	—	—	—
812112	Beauty salons	375	1 431	6 079	53	20	16	15	2	—	—	—	—	—
81219	Other personal care services	195	490	1 870	21	11	4	3	3	—	—	—	—	—
812199	Other personal care services	141	350	1 266	16	10	3	—	3	—	—	—	—	—
8123	Drycleaning & laundry services	281	621	2 601	32	15	8	6	2	1	—	—	—	—
81232	Drycleaning & laundry services (exc coin-op)	247	452	1 936	24	9	7	5	2	1	—	—	—	—
812320	Drycleaning & laundry services (exc coin-op)	247	452	1 936	24	9	7	5	2	1	—	—	—	—
8129	Other personal services	141	502	1 956	31	22	5	3	1	—	—	—	—	—
813	Religious, grantmaking, civic, prof & like organizations	2 442	11 758	50 279	220	116	50	22	26	3	2	1	—	—
8131	Religious organizations	1 183	3 993	16 362	139	70	33	14	20	2	—	—	—	—
81311	Religious organizations	1 183	3 993	16 362	139	70	33	14	20	2	—	—	—	—
813110	Religious organizations	1 183	3 993	16 362	139	70	33	14	20	2	—	—	—	—
8132	Grantmaking & giving services	202	1 451	6 146	12	7	2	1	1	—	1	—	—	—
81321	Grantmaking & giving services	202	1 451	6 146	12	7	2	1	1	—	1	—	—	—
8134	Civic & social organizations	232	609	2 828	21	14	2	2	2	—	1	—	—	—
81341	Civic & social organizations	232	609	2 828	21	14	2	2	2	—	1	—	—	—
813410	Civic & social organizations	232	609	2 828	21	14	2	2	2	—	1	—	—	—
8139	Business, labor, political, like organizations	767	5 453	23 830	37	19	10	3	3	1	—	1	—	—
81399	Oth similar organizations (exc business, prof, labor, pol)	(F)	(D)	(D)	9	5	1	1	1	—	—	1	—	—
<b>99</b>	<b>Unclassified establishments</b>	<b>42</b>	<b>86</b>	<b>331</b>	<b>19</b>	<b>17</b>	<b>1</b>	<b>—</b>	<b>1</b>	<b>—</b>	<b>—</b>	<b>—</b>	<b>—</b>	<b>—</b>
<b>BAKER</b>														
	<b>Total</b>	<b>5 198</b>	<b>28 353</b>	<b>119 523</b>	<b>331</b>	<b>181</b>	<b>72</b>	<b>38</b>	<b>25</b>	<b>7</b>	<b>5</b>	<b>1</b>	<b>1</b>	<b>1</b>
<b>11</b>	<b>Forestry, fishing, hunting, and agriculture support</b>	(A)	(D)	(D)	2	2	—	—	—	—	—	—	—	—
<b>22</b>	<b>Utilities</b>	(A)	(D)	(D)	1	—	1	—	—	—	—	—	—	—
<b>23</b>	<b>Construction</b>	<b>377</b>	<b>1 498</b>	<b>6 084</b>	<b>61</b>	<b>40</b>	<b>12</b>	<b>6</b>	<b>1</b>	<b>2</b>	—	—	—	—
238	Specialty Trade Contractors	255	980	4 136	37	24	8	3	—	2	—	—	—	—
2382	Building Equipment Contractors	105	535	2 040	12	8	3	—	—	1	—	—	—	—
<b>31-33</b>	<b>Manufacturing</b>	<b>311</b>	<b>2 333</b>	<b>9 858</b>	<b>6</b>	<b>1</b>	<b>2</b>	<b>—</b>	<b>2</b>	<b>1</b>	—	—	—	—
326	Plastics & rubber products mfg	(C)	(D)	(D)	1	—	—	—	—	—	1	—	—	—
3261	Plastics product mfg	(C)	(D)	(D)	1	—	—	—	—	—	1	—	—	—
32612	Plastics pipe, pipe fitting, & unsupported profile shape mfg	(C)	(D)	(D)	1	—	—	—	—	—	1	—	—	—
<b>42</b>	<b>Wholesale trade</b>	<b>(B)</b>	<b>(D)</b>	<b>(D)</b>	<b>8</b>	<b>4</b>	<b>3</b>	<b>1</b>	—	—	—	—	—	—
<b>44-45</b>	<b>Retail trade</b>	<b>702</b>	<b>2 580</b>	<b>10 730</b>	<b>71</b>	<b>34</b>	<b>24</b>	<b>7</b>	<b>3</b>	<b>1</b>	<b>2</b>	—	—	—
445	Food & beverage stores	242	721	3 018	14	9	3	—	—	1	1	—	—	—
4451	Grocery stores	231	699	2 873	11	7	2	—	—	1	1	—	—	—
44511	Grocery (except convenience) stores	211	665	2 712	6	4	—	—	—	1	1	—	—	—
445110	Grocery (except convenience) stores	211	665	2 712	6	4	—	—	—	1	1	—	—	—
452	General merchandise stores	(C)	(D)	(D)	4	—	3	—	—	—	1	—	—	—
4521	Department stores	(C)	(D)	(D)	1	—	—	—	—	—	1	—	—	—
45211	Department stores	(C)	(D)	(D)	1	—	—	—	—	—	1	—	—	—
<b>48-49</b>	<b>Transportation &amp; warehousing</b>	<b>654</b>	<b>4 634</b>	<b>19 787</b>	<b>22</b>	<b>15</b>	<b>2</b>	<b>3</b>	<b>1</b>	—	—	—	<b>1</b>	—
493	Warehousing & storage	(F)	(D)	(D)	1	—	—	—	—	—	—	—	1	—
4931	Warehousing & storage	(F)	(D)	(D)	1	—	—	—	—	—	—	—	1	—
49311	General warehousing & storage	(F)	(D)	(D)	1	—	—	—	—	—	—	—	1	—
<b>51</b>	<b>Information</b>	<b>116</b>	<b>889</b>	<b>3 637</b>	<b>9</b>	<b>1</b>	<b>4</b>	<b>1</b>	<b>3</b>	—	—	—	—	—
<b>52</b>	<b>Finance &amp; insurance</b>	<b>141</b>	<b>669</b>	<b>2 654</b>	<b>15</b>	<b>8</b>	<b>1</b>	<b>4</b>	<b>2</b>	—	—	—	—	—
522	Credit intermediation & related activities	108	542	2 161	8	3	—	3	2	—	—	—	—	—

See footnotes at end of table.

**Table 6. Counties—Employees, Payroll, and Establishments by Industry: 2003—Con.**

[Excludes most government employees, railroad employees, and self-employed persons. Size class 1 to 4 includes establishments with payroll, but no employees, during mid-March pay period. (D) denotes figures withheld to avoid disclosing data for individual companies; the data are included in broader industry totals. Detailed industries with 100 or more employees are shown if industry was not a (D). For explanation of terms, abbreviations, and data reliability/comparability, see introductory text]

NAICS code	Industry	Number of employees for week including March 12	Payroll (\$1,000)		Total number of establishments	Number of establishments by employment-size class								
			First quarter	Annual		1 to 4	5 to 9	10 to 19	20 to 49	50 to 99	100 to 249	250 to 499	500 to 999	1,000 or more
<b>BAKER—Con.</b>														
53	Real estate & rental & leasing .....	29	50	223	12	10	1	1	-	-	-	-	-	-
54	Professional, scientific & technical services .....	69	379	1 760	12	7	2	3	-	-	-	-	-	-
55	Management of companies & enterprises ..	(B)	(D)	(D)	1	-	-	-	1	-	-	-	-	-
56	Admin, support, waste mgmt, remediation services .....	(B)	(D)	(D)	13	9	2	-	2	-	-	-	-	-
61	Educational services .....	(A)	(D)	(D)	1	1	-	-	-	-	-	-	-	-
62	Health care and social assistance .....	1 710	13 165	54 776	28	11	8	3	3	-	2	-	-	1
622	Hospitals .....	(G)	(D)	(D)	2	-	-	-	-	-	1	-	-	1
6221	General medical & surgical hospitals .....	(C)	(D)	(D)	1	-	-	-	-	-	1	-	-	-
62211	General medical & surgical hospitals .....	(C)	(D)	(D)	1	-	-	-	-	-	1	-	-	-
6222	Psychiatric & substance abuse hospitals .....	(G)	(D)	(D)	1	-	-	-	-	-	-	-	-	1
62221	Psychiatric & substance abuse hospitals .....	(G)	(D)	(D)	1	-	-	-	-	-	-	-	-	1
623	Nursing & residential care facilities .....	(C)	(D)	(D)	2	-	-	-	1	-	1	-	-	-
6231	Nursing care facilities .....	(C)	(D)	(D)	1	-	-	-	-	-	1	-	-	-
62311	Nursing care facilities .....	(C)	(D)	(D)	1	-	-	-	-	-	1	-	-	-
624	Social assistance .....	110	342	1 428	11	4	4	2	1	-	-	-	-	-
71	Arts, entertainment & recreation .....	85	93	352	3	1	-	1	-	1	-	-	-	-
72	Accommodation & food services .....	563	813	3 449	20	6	3	3	7	-	-	1	-	-
722	Food services & drinking places .....	527	727	3 117	17	6	2	1	7	-	-	1	-	-
7222	Limited-service eating places .....	472	614	2 646	11	3	1	1	5	-	-	1	-	-
72221	Limited-service eating places .....	472	614	2 646	11	3	1	1	5	-	-	1	-	-
81	Other services (except public administration) .....	277	607	2 617	43	28	7	5	2	1	-	-	-	-
813	Religious, grantmaking, civic, prof & like organizations .....	170	268	1 234	18	11	2	2	2	1	-	-	-	-
8131	Religious organizations .....	157	220	1 037	14	8	1	2	2	1	-	-	-	-
81311	Religious organizations .....	157	220	1 037	14	8	1	2	2	1	-	-	-	-
813110	Religious organizations .....	157	220	1 037	14	8	1	2	2	1	-	-	-	-
99	Unclassified establishments .....	1	4	14	3	3	-	-	-	-	-	-	-	-
<b>BAY</b>														
	<b>Total .....</b>	<b>53 843</b>	<b>329 170</b>	<b>1 392 832</b>	<b>4 352</b>	<b>2 302</b>	<b>946</b>	<b>541</b>	<b>385</b>	<b>95</b>	<b>67</b>	<b>9</b>	<b>5</b>	<b>2</b>
11	Forestry, fishing, hunting, and agriculture support .....	79	473	1 845	16	10	4	2	-	-	-	-	-	-
21	Mining .....	(A)	(D)	(D)	2	2	-	-	-	-	-	-	-	-
22	Utilities .....	372	5 938	20 422	13	4	3	1	3	-	2	-	-	-
221	Utilities .....	372	5 938	20 422	13	4	3	1	3	-	2	-	-	-
2211	Elec pwr generation, transmnsn & distribution ...	(E)	(D)	(D)	8	2	1	1	2	-	2	-	-	-
22112	Electric pwr transmnsn, control & distribution ..	(E)	(D)	(D)	8	2	1	1	2	-	2	-	-	-
23	Construction .....	4 025	36 977	139 034	468	270	95	63	32	3	4	1	-	-
236	Construction of Buildings .....	867	6 556	27 971	157	109	23	17	7	-	1	-	-	-
2361	Residential Building Construction .....	600	4 066	17 867	130	99	17	10	3	-	1	-	-	-
23611	Residential Building Construction .....	600	4 066	17 867	130	99	17	10	3	-	1	-	-	-
236115	New Single-Family Housing Construction (except Operative Builders) .....	298	1 773	8 589	95	74	13	7	1	-	-	-	-	-
236116	New Multifamily Housing Construction (except Operative Builders) .....	218	1 734	6 685	6	1	-	2	2	-	1	-	-	-
2362	Nonresidential Building Construction .....	267	2 490	10 104	27	10	6	7	4	-	-	-	-	-
23622	Commercial and Institutional Building Construction .....	(C)	(D)	(D)	25	10	6	6	3	-	-	-	-	-
237	Heavy and Civil Engineering Construction .....	893	16 658	52 059	46	21	14	3	5	1	1	1	-	-
2371	Utility System Construction .....	(C)	(D)	(D)	20	12	4	1	3	-	-	-	-	-
23711	Water and Sewer Line and Related Structures Construction .....	103	616	2 796	13	9	1	-	3	-	-	-	-	-
237110	Water and Sewer Line and Related Structures Construction .....	103	616	2 796	13	9	1	-	3	-	-	-	-	-
2372	Land Subdivision .....	(E)	(D)	(D)	14	7	4	2	-	-	-	1	-	-
23721	Land Subdivision .....	(E)	(D)	(D)	14	7	4	2	-	-	-	1	-	-
2373	Highway, Street, and Bridge Construction .....	273	2 004	10 152	5	-	3	-	-	1	1	-	-	-
23731	Highway, Street, and Bridge Construction .....	273	2 004	10 152	5	-	3	-	-	1	1	-	-	-
237310	Highway, Street, and Bridge Construction ..	273	2 004	10 152	5	-	3	-	-	1	1	-	-	-
238	Specialty Trade Contractors .....	2 265	13 763	59 004	265	140	58	43	20	2	2	-	-	-
2381	Foundation, Structure, and Building Exterior Contractors .....	518	2 513	11 134	78	39	22	13	4	-	-	-	-	-
23811	Poured Concrete Foundation and Structure Contractors .....	173	1 063	4 510	21	8	8	3	2	-	-	-	-	-
238110	Poured Concrete Foundation and Structure Contractors .....	173	1 063	4 510	21	8	8	3	2	-	-	-	-	-
23814	Masonry Contractors .....	145	485	2 038	17	8	4	3	2	-	-	-	-	-
238140	Masonry Contractors .....	145	485	2 038	17	8	4	3	2	-	-	-	-	-

See footnotes at end of table.

**Table 6. Counties—Employees, Payroll, and Establishments by Industry: 2003—Con.**

[Excludes most government employees, railroad employees, and self-employed persons. Size class 1 to 4 includes establishments with payroll, but no employees, during mid-March pay period. (D) denotes figures withheld to avoid disclosing data for individual companies; the data are included in broader industry totals. Detailed industries with 100 or more employees are shown if industry was not a (D). For explanation of terms, abbreviations, and data reliability/comparability, see introductory text]

NAICS code	Industry	Number of employees for week including March 12	Payroll (\$1,000)		Total number of establishments	Number of establishments by employment-size class										
			First quarter	Annual		1 to 4	5 to 9	10 to 19	20 to 49	50 to 99	100 to 249	250 to 499	500 to 999	1,000 or more		
<b>23</b>	<b>BAY—Con.</b>															
	<b>Construction—Con.</b>															
238	Specialty Trade Contractors—Con.															
2382	Building Equipment Contractors	856	5 503	24 580	100	43	25	23	8	1	—	—	—	—	—	—
23821	Electrical Contractors	390	2 437	10 922	47	21	10	12	3	1	—	—	—	—	—	—
238210	Electrical Contractors	390	2 437	10 922	47	21	10	12	3	1	—	—	—	—	—	—
23822	Plumbing, Heating, and Air-Conditioning Contractors	442	2 915	13 057	47	18	13	11	5	—	—	—	—	—	—	—
238220	Plumbing, Heating, and Air-Conditioning Contractors	442	2 915	13 057	47	18	13	11	5	—	—	—	—	—	—	—
2383	Building Finishing Contractors	273	1 238	4 465	52	38	7	4	3	—	—	—	—	—	—	—
23832	Painting and Wall Covering Contractors	120	412	1 560	17	13	1	1	2	—	—	—	—	—	—	—
238320	Painting and Wall Covering Contractors	120	412	1 560	17	13	1	1	2	—	—	—	—	—	—	—
2389	Other Specialty Trade Contractors	618	4 509	18 825	35	20	4	3	5	1	2	—	—	—	—	—
23891	Site Preparation Contractors	405	2 717	12 009	20	11	1	2	4	1	1	—	—	—	—	—
238910	Site Preparation Contractors	405	2 717	12 009	20	11	1	2	4	1	1	—	—	—	—	—
23899	All Other Specialty Trade Contractors	213	1 792	6 816	15	9	3	1	1	—	1	—	—	—	—	—
238990	All Other Specialty Trade Contractors	213	1 792	6 816	15	9	3	1	1	—	1	—	—	—	—	—
<b>31-33</b>	<b>Manufacturing</b>	<b>3 820</b>	<b>32 155</b>	<b>129 122</b>	<b>132</b>	<b>54</b>	<b>34</b>	<b>15</b>	<b>15</b>	<b>5</b>	<b>6</b>	<b>2</b>	<b>1</b>			
321	Wood product mfg	109	749	3 418	8	5	1	—	1	1	—	—	—	—	—	—
322	Paper mfg	(F)	(D)	(D)	2	—	—	—	—	1	—	—	1	—	—	—
3221	Pulp, paper & paperboard mills	(F)	(D)	(D)	1	—	—	—	—	—	—	—	—	—	1	—
32213	Paperboard mills	(F)	(D)	(D)	1	—	—	—	—	—	—	—	—	—	1	—
323	Printing & related support activities	201	1 480	5 794	15	5	7	1	1	—	1	—	—	—	—	—
3231	Printing & related support activities	201	1 480	5 794	15	5	7	1	1	—	1	—	—	—	—	—
32311	Printing	(C)	(D)	(D)	14	5	6	1	1	—	1	—	—	—	—	—
325	Chemical mfg	(E)	(D)	(D)	4	1	—	1	1	—	1	—	—	—	—	—
3251	Basic chemical mfg	(C)	(D)	(D)	2	1	—	—	—	—	1	—	—	—	—	—
32519	Other basic organic chemical mfg	(C)	(D)	(D)	2	1	—	—	—	—	1	—	—	—	—	—
327	Nonmetallic mineral product mfg	249	1 321	5 663	12	3	3	1	4	1	—	—	—	—	—	—
3273	Cement & concrete product mfg	(C)	(D)	(D)	8	2	—	1	4	1	—	—	—	—	—	—
32732	Ready-mix concrete mfg	120	778	3 146	6	2	—	1	3	—	—	—	—	—	—	—
327320	Ready-mix concrete mfg	120	778	3 146	6	2	—	1	3	—	—	—	—	—	—	—
32733	Concrete pipe, brick & block mfg	(C)	(D)	(D)	2	—	—	—	1	1	—	—	—	—	—	—
331	Primary metal mfg	(C)	(D)	(D)	1	—	—	—	—	—	1	—	—	—	—	—
3312	Steel product mfg from purchased steel	(C)	(D)	(D)	1	—	—	—	—	—	1	—	—	—	—	—
33121	Iron, steel pipe & tube mfg from purchased steel	(C)	(D)	(D)	1	—	—	—	—	—	1	—	—	—	—	—
332	Fabricated metal product mfg	421	4 066	14 065	16	7	2	4	1	1	1	—	—	—	—	—
3321	Forging & stamping	(E)	(D)	(D)	2	—	—	—	1	—	1	—	—	—	—	—
33211	Forging & stamping	(E)	(D)	(D)	2	—	—	—	1	—	1	—	—	—	—	—
333	Machinery mfg	(C)	(D)	(D)	5	3	—	1	—	—	1	—	—	—	—	—
3339	Other general purpose machinery mfg	(C)	(D)	(D)	3	1	—	1	—	—	1	—	—	—	—	—
33399	All other general purpose machinery mfg	(C)	(D)	(D)	2	1	—	—	—	—	1	—	—	—	—	—
336	Transportation equipment mfg	1 174	8 529	31 778	18	6	3	4	1	1	1	2	—	—	—	—
3362	Motor vehicle body & trailer mfg	(E)	(D)	(D)	4	2	1	—	—	—	—	1	—	—	—	—
33621	Motor vehicle body & trailer mfg	(E)	(D)	(D)	4	2	1	—	—	—	—	1	—	—	—	—
3363	Motor vehicle parts mfg	(E)	(D)	(D)	2	—	—	—	—	1	1	—	—	—	—	—
33634	Motor vehicle brake system mfg	(C)	(D)	(D)	1	—	—	—	—	—	1	—	—	—	—	—
3366	Ship & boat building	571	4 271	14 238	10	3	2	3	1	—	—	1	—	—	—	—
33661	Ship & boat building	571	4 271	14 238	10	3	2	3	1	—	—	1	—	—	—	—
337	Furniture & related product mfg	145	774	3 000	15	6	4	2	3	—	—	—	—	—	—	—
<b>42</b>	<b>Wholesale trade</b>	<b>1 483</b>	<b>11 246</b>	<b>47 706</b>	<b>178</b>	<b>99</b>	<b>40</b>	<b>24</b>	<b>9</b>	<b>5</b>	<b>1</b>					
423	Merchant Wholesalers, Durable Goods	809	6 857	29 126	107	54	28	17	7	1	—	—	—	—	—	—
4238	Machinery, Equipment, and Supplies Merchant Wholesalers	303	3 051	12 508	24	11	7	1	4	1	—	—	—	—	—	—
42385	Service Establishment Equipment and Supplies Merchant Wholesalers	144	1 618	6 404	4	1	1	—	1	1	—	—	—	—	—	—
423850	Service Establishment Equipment and Supplies Merchant Wholesalers	144	1 618	6 404	4	1	1	—	1	1	—	—	—	—	—	—
4239	Miscellaneous Durable Goods Merchant Wholesalers	105	575	2 880	15	6	5	3	1	—	—	—	—	—	—	—
424	Merchant Wholesalers, Nondurable Goods	631	4 137	17 537	58	35	10	6	2	4	1	—	—	—	—	—
4244	Grocery and Related Product Wholesalers	329	2 143	9 098	22	13	4	2	—	2	1	—	—	—	—	—
42449	Other Grocery and Related Products Merchant Wholesalers	206	1 454	6 256	7	4	1	—	—	1	1	—	—	—	—	—
424490	Other Grocery and Related Products Merchant Wholesalers	206	1 454	6 256	7	4	1	—	—	1	1	—	—	—	—	—
4248	Beer, Wine, and Distilled Alcoholic Beverage Merchant Wholesalers	(C)	(D)	(D)	4	2	—	—	—	2	—	—	—	—	—	—
42481	Beer and Ale Merchant Wholesalers	(C)	(D)	(D)	4	2	—	—	—	2	—	—	—	—	—	—

See footnotes at end of table.

**Table 6. Counties—Employees, Payroll, and Establishments by Industry: 2003—Con.**

[Excludes most government employees, railroad employees, and self-employed persons. Size class 1 to 4 includes establishments with payroll, but no employees, during mid-March pay period. (D) denotes figures withheld to avoid disclosing data for individual companies; the data are included in broader industry totals. Detailed industries with 100 or more employees are shown if industry was not a (D). For explanation of terms, abbreviations, and data reliability/comparability, see introductory text]

NAICS code	Industry	Number of employees for week including March 12	Payroll (\$1,000)		Total number of establishments	Number of establishments by employment-size class								
			First quarter	Annual		1 to 4	5 to 9	10 to 19	20 to 49	50 to 99	100 to 249	250 to 499	500 to 999	1,000 or more
<b>BAY—Con.</b>														
<b>44-45</b>	<b>Retail trade</b>	<b>9 690</b>	<b>46 847</b>	<b>194 925</b>	<b>803</b>	<b>391</b>	<b>220</b>	<b>102</b>	<b>52</b>	<b>22</b>	<b>13</b>	<b>2</b>	<b>1</b>	<b>-</b>
441	Motor vehicle & parts dealers	1 282	10 801	44 390	112	49	30	17	10	5	1	-	-	-
4411	Automobile dealers	704	7 266	29 187	37	19	6	2	4	5	1	-	-	-
44111	New car dealers	624	6 727	26 974	14	2	2	-	4	5	1	-	-	-
441110	New car dealers	624	6 727	26 974	14	2	2	-	4	5	1	-	-	-
4412	Other motor vehicle dealers	244	1 401	6 265	27	13	4	6	4	-	-	-	-	-
44122	Motorcycle & boat & other MV dealers	183	995	4 424	23	12	4	5	2	-	-	-	-	-
441222	Boat dealers	145	797	3 526	17	9	3	3	2	-	-	-	-	-
4413	Automotive parts, accessories & tire stores	334	2 134	8 938	48	17	20	9	2	-	-	-	-	-
44131	Automotive parts, accessories & tire stores	228	1 494	6 181	34	16	8	9	1	-	-	-	-	-
441310	Automotive parts, accessories & tire stores	228	1 494	6 181	34	16	8	9	1	-	-	-	-	-
44132	Tire dealers	106	640	2 757	14	1	12	-	1	-	-	-	-	-
441320	Tire dealers	106	640	2 757	14	1	12	-	1	-	-	-	-	-
442	Furniture & home furnishing stores	439	2 258	9 464	54	20	18	11	4	1	-	-	-	-
4421	Furniture stores	191	1 052	4 571	29	12	9	6	2	-	-	-	-	-
44211	Furniture stores	191	1 052	4 571	29	12	9	6	2	-	-	-	-	-
442110	Furniture stores	191	1 052	4 571	29	12	9	6	2	-	-	-	-	-
4422	Home furnishings stores	248	1 206	4 893	25	8	9	5	2	1	-	-	-	-
44221	Floor covering stores	112	759	3 069	11	3	4	2	2	-	-	-	-	-
442210	Floor covering stores	112	759	3 069	11	3	4	2	2	-	-	-	-	-
44229	Other home furnishings stores	136	447	1 824	14	5	5	3	-	1	-	-	-	-
443	Electronics & appliance stores	182	1 163	4 398	32	18	10	3	1	-	-	-	-	-
4431	Electronics & appliance stores	182	1 163	4 398	32	18	10	3	1	-	-	-	-	-
44311	Appliance, TV & all other electronics stores	129	744	3 199	24	14	8	1	1	-	-	-	-	-
444	Bldg material & garden equip & supp dealers	767	4 400	17 345	67	30	21	9	5	-	2	-	-	-
4441	Building material & supplies dealers	710	4 183	16 452	56	23	18	9	4	-	2	-	-	-
44411	Home centers (E)	(D)	(D)	(D)	3	1	-	-	-	-	2	-	-	-
44419	Other building material dealers	255	1 783	7 052	36	16	11	6	3	-	-	-	-	-
444190	Other building material dealers	255	1 783	7 052	36	16	11	6	3	-	-	-	-	-
445	Food & beverage stores	1 617	6 319	27 543	82	42	14	9	5	8	4	-	-	-
4451	Grocery stores	1 469	5 793	25 008	52	26	2	8	4	8	4	-	-	-
44511	Grocery (except convenience) stores	1 403	5 669	24 268	31	7	1	7	4	8	4	-	-	-
445110	Grocery (except convenience) stores	1 403	5 669	24 268	31	7	1	7	4	8	4	-	-	-
446	Health & personal care stores	450	2 583	11 132	52	23	12	9	8	-	-	-	-	-
4461	Health & personal care stores	450	2 583	11 132	52	23	12	9	8	-	-	-	-	-
44611	Pharmacies & drug stores	339	2 091	8 976	23	2	5	9	7	-	-	-	-	-
446110	Pharmacies & drug stores	339	2 091	8 976	23	2	5	9	7	-	-	-	-	-
447	Gasoline stations	442	1 598	7 028	78	44	24	7	2	1	-	-	-	-
4471	Gasoline stations	442	1 598	7 028	78	44	24	7	2	1	-	-	-	-
44711	Gasoline stations with convenience stores	433	1 546	6 792	72	38	24	7	2	1	-	-	-	-
447110	Gasoline stations with convenience stores	433	1 546	6 792	72	38	24	7	2	1	-	-	-	-
448	Clothing & clothing accessories stores	965	2 434	11 181	118	57	31	19	8	3	-	-	-	-
4481	Clothing stores	777	1 771	8 466	89	46	16	17	7	3	-	-	-	-
44812	Women's clothing stores	113	260	1 317	21	11	5	5	-	-	-	-	-	-
448120	Women's clothing stores	113	260	1 317	21	11	5	5	-	-	-	-	-	-
44814	Family clothing stores	343	822	3 598	26	12	3	5	4	2	-	-	-	-
448140	Family clothing stores	343	822	3 598	26	12	3	5	4	2	-	-	-	-
44819	Other clothing stores	278	527	2 710	27	12	6	5	3	1	-	-	-	-
448190	Other clothing stores	278	527	2 710	27	12	6	5	3	1	-	-	-	-
4482	Shoe stores	112	267	1 169	16	7	7	1	1	-	-	-	-	-
44821	Shoe stores	112	267	1 169	16	7	7	1	1	-	-	-	-	-
448210	Shoe stores	112	267	1 169	16	7	7	1	1	-	-	-	-	-
451	Sporting goods, hobby, book & music stores	370	1 293	5 486	49	28	10	6	4	1	-	-	-	-
4511	Sporting goods, hobby, musical instrument stores	275	1 087	4 678	37	23	8	2	3	1	-	-	-	-
45111	Sporting goods stores	165	731	3 082	22	15	4	1	1	1	-	-	-	-
451110	Sporting goods stores	165	731	3 082	22	15	4	1	1	1	-	-	-	-
452	General merchandise stores	2 370	10 749	42 627	35	6	16	1	1	3	5	2	1	-
4521	Department stores	1 070	4 628	18 699	8	-	-	-	-	3	4	1	-	-
45211	Department stores	1 070	4 628	18 699	8	-	-	-	-	3	4	1	-	-
452111	Department Stores (except Discount Department Stores)	434	1 796	7 155	3	-	-	-	-	-	3	-	-	-
452112	Discount Department Stores	636	2 832	11 544	5	-	-	-	-	3	1	1	-	-
4529	Other general merchandise stores	1 300	6 121	23 928	27	6	16	1	1	-	1	1	1	-
45291	Warehouse clubs & superstores (D)	(D)	(D)	(D)	3	-	-	-	-	-	1	1	1	-
45299	All other general merchandise stores (C)	(D)	(D)	(D)	24	6	16	1	1	-	-	-	-	-
453	Miscellaneous store retailers	700	2 518	11 303	95	53	28	9	4	-	1	-	-	-
4532	Office supplies, stationery & gift stores	351	1 232	5 554	33	17	10	4	1	-	1	-	-	-
45322	Gift, novelty & souvenir stores	298	957	4 562	29	16	9	3	-	-	1	-	-	-
453220	Gift, novelty & souvenir stores	298	957	4 562	29	16	9	3	-	-	1	-	-	-
4539	Other miscellaneous store retailers	231	967	4 306	32	18	7	4	3	-	-	-	-	-
45399	All other miscellaneous store retailers	120	391	1 688	13	7	1	3	2	-	-	-	-	-
453998	All other misc store retailers (exc tobacco)	113	369	1 579	9	3	1	3	2	-	-	-	-	-
454	Nonstore retailers	106	731	3 028	29	21	6	2	-	-	-	-	-	-

See footnotes at end of table.

**Table 6. Counties—Employees, Payroll, and Establishments by Industry: 2003—Con.**

[Excludes most government employees, railroad employees, and self-employed persons. Size class 1 to 4 includes establishments with payroll, but no employees, during mid-March pay period. (D) denotes figures withheld to avoid disclosing data for individual companies; the data are included in broader industry totals. Detailed industries with 100 or more employees are shown if industry was not a (D). For explanation of terms, abbreviations, and data reliability/comparability, see introductory text]

NAICS code	Industry	Number of employees for week including March 12	Payroll (\$1,000)		Total number of establishments	Number of establishments by employment-size class								
			First quarter	Annual		1 to 4	5 to 9	10 to 19	20 to 49	50 to 99	100 to 249	250 to 499	500 to 999	1,000 or more
<b>BAY—Con.</b>														
<b>48-49</b>	<b>Transportation &amp; warehousing</b>	<b>896</b>	<b>6 092</b>	<b>26 402</b>	<b>111</b>	<b>69</b>	<b>18</b>	<b>10</b>	<b>12</b>	<b>2</b>	—	—	—	—
483	Water transportation	163	1 206	5 284	10	2	3	4	—	1	—	—	—	—
4831	Deep sea, coastal & Great Lakes water trans...	(C)	(D)	(D)	6	1	1	3	—	1	—	—	—	—
48311	Deep sea, coastal & Great Lakes water trans...	(C)	(D)	(D)	6	1	1	3	—	1	—	—	—	—
483113	Coastal & Great Lakes freight transportation	116	847	3 749	5	1	1	2	—	1	—	—	—	—
484	Truck transportation	277	1 788	7 633	36	22	5	4	5	—	—	—	—	—
4842	Specialized freight trucking	254	1 612	6 978	26	13	5	3	5	—	—	—	—	—
48421	Used household & office goods moving	106	499	2 178	10	4	2	2	2	—	—	—	—	—
484210	Used household & office goods moving	106	499	2 178	10	4	2	2	2	—	—	—	—	—
488	Transportation support activities	166	1 248	5 418	29	20	6	1	2	—	—	—	—	—
492	Couriers & messengers	(C)	(D)	(D)	8	4	1	—	2	1	—	—	—	—
4921	Couriers	(C)	(D)	(D)	6	2	1	—	2	1	—	—	—	—
49211	Couriers	(C)	(D)	(D)	6	2	1	—	2	1	—	—	—	—
<b>51</b>	<b>Information</b>	<b>1 237</b>	<b>9 817</b>	<b>35 657</b>	<b>71</b>	<b>40</b>	<b>7</b>	<b>10</b>	<b>4</b>	<b>6</b>	<b>4</b>	—	—	—
511	Publishing industries	167	1 066	4 459	10	8	1	—	—	—	1	—	—	—
5111	Newspaper, periodical, book, database publishers	(C)	(D)	(D)	8	6	1	—	—	—	1	—	—	—
51111	Newspaper publishers	(C)	(D)	(D)	1	—	—	—	—	—	1	—	—	—
515	Broadcasting (except Internet)	247	1 956	7 689	15	9	—	2	1	3	—	—	—	—
5151	Radio and Television Broadcasting	(C)	(D)	(D)	14	8	—	2	1	3	—	—	—	—
51511	Radio Broadcasting	(C)	(D)	(D)	11	7	—	2	1	1	—	—	—	—
51512	Television Broadcasting	(C)	(D)	(D)	3	1	—	—	—	2	—	—	—	—
517	Telecommunications	646	5 851	19 561	29	14	4	5	1	2	3	—	—	—
5171	Wired Telecommunications Carriers	(E)	(D)	(D)	13	8	—	3	—	1	1	—	—	—
51711	Wired Telecommunications Carriers	(E)	(D)	(D)	13	8	—	3	—	1	1	—	—	—
5175	Cable and Other Program Distribution	284	2 186	8 381	6	2	1	—	—	1	2	—	—	—
51751	Cable and Other Program Distribution	284	2 186	8 381	6	2	1	—	—	1	2	—	—	—
517510	Cable and Other Program Distribution	284	2 186	8 381	6	2	1	—	—	1	2	—	—	—
<b>52</b>	<b>Finance &amp; insurance</b>	<b>3 299</b>	<b>27 741</b>	<b>114 710</b>	<b>243</b>	<b>135</b>	<b>62</b>	<b>27</b>	<b>13</b>	<b>2</b>	<b>2</b>	—	<b>1</b>	<b>1</b>
522	Credit intermediation & related activities	2 759	22 612	93 246	115	46	33	21	10	1	2	—	1	1
5221	Depository credit intermediation	1 572	13 483	49 697	66	14	22	16	10	1	2	—	1	—
52211	Commercial banking	435	3 544	12 932	38	8	18	8	3	1	—	—	—	—
522110	Commercial banking	435	3 544	12 932	38	8	18	8	3	1	—	—	—	—
52212	Savings institutions	(F)	(D)	(D)	9	—	2	5	1	—	—	—	1	—
52213	Credit unions	(E)	(D)	(D)	19	6	2	3	6	—	2	—	—	—
5222	Nondepository credit intermediation	1 141	8 804	42 621	36	23	8	4	—	—	—	—	—	1
52229	Other nondepository credit intermediation	1 130	8 699	42 214	33	21	7	4	—	—	—	—	—	1
523	Security, commodity contracts & like activity	109	1 619	6 837	29	22	5	1	1	—	—	—	—	—
524	Insurance carriers & related activities	431	3 510	14 627	99	67	24	5	2	1	—	—	—	—
5241	Insurance carriers	155	1 141	4 604	19	10	4	3	1	1	—	—	—	—
5242	Agencies & other insurance related activities	276	2 369	10 023	80	57	20	2	1	—	—	—	—	—
52421	Insurance agencies & brokerages	243	2 168	9 228	73	52	19	2	—	—	—	—	—	—
524210	Insurance agencies & brokerages	243	2 168	9 228	73	52	19	2	—	—	—	—	—	—
<b>53</b>	<b>Real estate &amp; rental &amp; leasing</b>	<b>907</b>	<b>4 702</b>	<b>22 546</b>	<b>250</b>	<b>190</b>	<b>39</b>	<b>17</b>	<b>4</b>	—	—	—	—	—
531	Real estate	616	3 052	15 992	188	150	28	6	4	—	—	—	—	—
5311	Lessors of real estate	153	643	2 744	68	59	9	—	—	—	—	—	—	—
5312	Offices of real estate agents & brokers	223	1 217	6 197	65	50	10	4	1	—	—	—	—	—
53121	Offices of real estate agents & brokers	223	1 217	6 197	65	50	10	4	1	—	—	—	—	—
531210	Offices of real estate agents & brokers	223	1 217	6 197	65	50	10	4	1	—	—	—	—	—
5313	Activities related to real estate	240	1 192	7 051	55	41	9	2	3	—	—	—	—	—
53131	Real estate property managers	179	778	4 496	31	20	7	1	3	—	—	—	—	—
531311	Residential property managers	109	469	2 473	24	15	7	1	1	—	—	—	—	—
532	Rental & leasing services	291	1 650	6 554	62	40	11	11	—	—	—	—	—	—
5322	Consumer goods rental	176	961	3 674	43	29	8	6	—	—	—	—	—	—
<b>54</b>	<b>Professional, scientific &amp; technical services</b>	<b>2 881</b>	<b>23 189</b>	<b>99 459</b>	<b>376</b>	<b>251</b>	<b>67</b>	<b>32</b>	<b>21</b>	<b>3</b>	<b>1</b>	—	<b>1</b>	—
541	Professional, scientific & technical services	2 881	23 189	99 459	376	251	67	32	21	3	1	—	1	—
5411	Legal services	470	4 782	22 357	88	57	20	7	4	—	—	—	—	—
54111	Offices of lawyers	419	4 341	20 275	81	54	18	5	4	—	—	—	—	—
541110	Offices of lawyers	419	4 341	20 275	81	54	18	5	4	—	—	—	—	—
5412	Accounting, tax prep, bookkeep, payroll services	363	2 947	11 539	58	33	16	3	6	—	—	—	—	—
54121	Accounting, tax prep, bookkeep, payroll services	363	2 947	11 539	58	33	16	3	6	—	—	—	—	—
541211	Offices of certified public accountants	146	1 365	6 311	22	12	6	2	2	—	—	—	—	—
5413	Architectural, engineering & related services	455	4 320	19 073	72	44	13	8	7	—	—	—	—	—
54133	Engineering services	273	3 054	12 914	32	16	5	7	4	—	—	—	—	—
541330	Engineering services	273	3 054	12 914	32	16	5	7	4	—	—	—	—	—
5415	Computer systems design & related services	308	3 319	13 495	31	22	3	2	1	3	—	—	—	—
54151	Computer systems design & related services	308	3 319	13 495	31	22	3	2	1	3	—	—	—	—
541512	Computer systems design services	250	2 652	10 211	12	7	1	—	1	3	—	—	—	—
5416	Management, sci & tech consulting services	724	3 375	15 771	41	30	7	3	—	—	—	—	1	—
54161	Management consulting services	(C)	(D)	(D)	35	26	7	2	—	—	—	—	—	—
54169	Oth scientific & technical consulting services	(F)	(D)	(D)	4	3	—	—	—	—	—	—	1	—
5417	Scientific R&D services	240	2 810	9 409	14	9	1	3	—	—	1	—	—	—
54171	R&D in physical, engineering & life sciences	240	2 810	9 409	14	9	1	3	—	—	1	—	—	—
541710	R&D in physical, engineering & life sciences	240	2 810	9 409	14	9	1	3	—	—	1	—	—	—

See footnotes at end of table.

**Table 6. Counties—Employees, Payroll, and Establishments by Industry: 2003—Con.**

[Excludes most government employees, railroad employees, and self-employed persons. Size class 1 to 4 includes establishments with payroll, but no employees, during mid-March pay period. (D) denotes figures withheld to avoid disclosing data for individual companies; the data are included in broader industry totals. Detailed industries with 100 or more employees are shown if industry was not a (D). For explanation of terms, abbreviations, and data reliability/comparability, see introductory text]

NAICS code	Industry	Number of employees for week including March 12	Payroll (\$1,000)		Total number of establishments	Number of establishments by employment-size class										
			First quarter	Annual		1 to 4	5 to 9	10 to 19	20 to 49	50 to 99	100 to 249	250 to 499	500 to 999	1,000 or more		
<b>54</b>	<b>BAY—Con.</b>															
	<b>Professional, scientific &amp; technical services—Con.</b>															
541	Professional, scientific & technical services—Con.															
5418	Advertising & related services	143	778	3 513	34	30	1	—	3	—	—	—	—	—	—	—
5419	Oth professional, scientific, technical services	157	811	4 076	31	20	6	5	—	—	—	—	—	—	—	—
54194	Veterinary services	126	701	3 512	15	7	3	5	—	—	—	—	—	—	—	—
541940	Veterinary services	126	701	3 512	15	7	3	5	—	—	—	—	—	—	—	—
<b>55</b>	<b>Management of companies &amp; enterprises</b>	<b>530</b>	<b>3 714</b>	<b>15 053</b>	<b>28</b>	<b>12</b>	<b>5</b>	<b>4</b>	<b>5</b>	<b>1</b>	<b>1</b>	—	—	—	—	—
551	Management of companies & enterprises	530	3 714	15 053	28	12	5	4	5	1	1	—	—	—	—	—
5511	Management of companies & enterprises	530	3 714	15 053	28	12	5	4	5	1	1	—	—	—	—	—
55111	Management of companies & enterprises	530	3 714	15 053	28	12	5	4	5	1	1	—	—	—	—	—
551114	Corp, subsidiary & regional managing offices	477	3 666	14 686	25	10	5	4	5	—	1	—	—	—	—	—
<b>56</b>	<b>Admin, support, waste mgt, remediation services</b>	<b>3 826</b>	<b>20 167</b>	<b>87 257</b>	<b>201</b>	<b>121</b>	<b>29</b>	<b>13</b>	<b>19</b>	<b>7</b>	<b>10</b>	<b>2</b>	—	—	—	—
561	Administrative & support services	3 536	17 729	78 590	184	114	24	13	16	5	10	2	—	—	—	—
5611	Office administrative services	262	1 059	4 446	12	7	3	1	—	—	1	—	—	—	—	—
56111	Office administrative services	262	1 059	4 446	12	7	3	1	—	—	1	—	—	—	—	—
561110	Office administrative services	262	1 059	4 446	12	7	3	1	—	—	1	—	—	—	—	—
5612	Facilities support services	830	7 835	34 446	8	1	1	1	—	—	5	—	—	—	—	—
56121	Facilities support services	830	7 835	34 446	8	1	1	1	—	—	5	—	—	—	—	—
561210	Facilities support services	830	7 835	34 446	8	1	1	1	—	—	5	—	—	—	—	—
5613	Employment services	1 342	4 459	21 320	19	6	1	1	4	2	3	2	—	—	—	—
56132	Temporary help services	(F)	(D)	(D)	14	4	—	—	4	2	3	1	—	—	—	—
56133	Employee leasing services	(E)	(D)	(D)	2	—	1	—	—	—	—	1	—	—	—	—
5616	Investigation & security services	184	651	2 141	15	9	1	1	3	1	—	—	—	—	—	—
56161	Investigation, guard & armored car services	171	566	1 769	10	5	—	1	3	1	—	—	—	—	—	—
5617	Services to buildings & dwellings	678	2 349	10 193	85	58	13	5	6	2	1	—	—	—	—	—
56171	Exterminating & pest control services	140	848	3 420	15	5	5	2	3	—	—	—	—	—	—	—
561710	Exterminating & pest control services	140	848	3 420	15	5	5	2	3	—	—	—	—	—	—	—
56172	Janitorial services	334	757	3 259	26	17	4	1	2	1	1	—	—	—	—	—
561720	Janitorial services	334	757	3 259	26	17	4	1	2	1	1	—	—	—	—	—
56173	Landscaping services	149	480	2 277	32	28	2	—	1	1	—	—	—	—	—	—
561730	Landscaping services	149	480	2 277	32	28	2	—	1	1	—	—	—	—	—	—
562	Waste management & remediation services	290	2 438	8 667	17	7	5	—	3	2	—	—	—	—	—	—
5621	Waste collection	104	802	3 173	11	6	3	—	2	—	—	—	—	—	—	—
56211	Waste collection	104	802	3 173	11	6	3	—	2	—	—	—	—	—	—	—
5629	Remediation & oth waste management services	(C)	(D)	(D)	3	1	—	—	1	1	—	—	—	—	—	—
56291	Remediation services	(C)	(D)	(D)	3	1	—	—	1	1	—	—	—	—	—	—
<b>61</b>	<b>Educational services</b>	<b>261</b>	<b>1 115</b>	<b>4 563</b>	<b>31</b>	<b>17</b>	<b>5</b>	<b>5</b>	<b>4</b>	—	—	—	—	—	—	—
611	Educational services	261	1 115	4 563	31	17	5	5	4	—	—	—	—	—	—	—
6111	Elementary & secondary schools	149	606	2 254	7	1	1	1	4	—	—	—	—	—	—	—
61111	Elementary & secondary schools	149	606	2 254	7	1	1	1	4	—	—	—	—	—	—	—
611110	Elementary & secondary schools	149	606	2 254	7	1	1	1	4	—	—	—	—	—	—	—
<b>62</b>	<b>Health care and social assistance</b>	<b>8 457</b>	<b>62 427</b>	<b>290 346</b>	<b>465</b>	<b>193</b>	<b>139</b>	<b>69</b>	<b>39</b>	<b>14</b>	<b>8</b>	<b>1</b>	<b>1</b>	<b>1</b>	<b>1</b>	<b>1</b>
621	Ambulatory health care services	2 941	28 229	132 122	326	137	109	49	23	7	1	—	—	—	—	—
6211	Offices of physicians	1 396	18 537	87 763	176	77	53	29	16	1	—	—	—	—	—	—
62111	Offices of physicians	1 396	18 537	87 763	176	77	53	29	16	1	—	—	—	—	—	—
621111	Offices of physicians (exc mental health)	1 378	18 403	86 925	168	69	53	29	16	1	—	—	—	—	—	—
6212	Offices of dentists	371	3 021	15 251	50	8	32	10	—	—	—	—	—	—	—	—
62121	Offices of dentists	371	3 021	15 251	50	8	32	10	—	—	—	—	—	—	—	—
621210	Offices of dentists	371	3 021	15 251	50	8	32	10	—	—	—	—	—	—	—	—
6213	Offices of other health practitioners	528	2 287	11 159	65	40	15	5	3	1	1	—	—	—	—	—
62131	Offices of chiropractors	123	560	3 094	15	6	6	1	2	—	—	—	—	—	—	—
621310	Offices of chiropractors	123	560	3 094	15	6	6	1	2	—	—	—	—	—	—	—
62134	Offices of PT, OT, speech therapy & audiology	134	439	1 968	12	8	1	2	—	1	—	—	—	—	—	—
621340	Offices of PT, OT, speech therapy & audiology	134	439	1 968	12	8	1	2	—	1	—	—	—	—	—	—
62139	Offices of all other health practitioners	163	515	2 438	17	11	4	1	—	—	1	—	—	—	—	—
621399	Offices of all other misc health practitioners	126	314	1 657	10	8	1	—	—	—	1	—	—	—	—	—
6214	Outpatient care centers	258	1 888	7 569	12	5	2	1	2	2	—	—	—	—	—	—
62142	Outpatient mental health, substance abuse ctrs	(C)	(D)	(D)	4	1	—	1	1	—	—	—	—	—	—	—
62149	Other outpatient care centers	(C)	(D)	(D)	8	4	2	—	1	1	—	—	—	—	—	—
6216	Home health care services	316	2 012	8 497	10	2	1	2	2	3	—	—	—	—	—	—
62161	Home health care services	316	2 012	8 497	10	2	1	2	2	3	—	—	—	—	—	—
621610	Home health care services	316	2 012	8 497	10	2	1	2	2	3	—	—	—	—	—	—
622	Hospitals	(H)	(D)	(D)	7	2	—	—	—	—	2	1	1	1	1	1
6221	General medical & surgical hospitals	3 105	22 413	107 328	6	2	—	—	—	—	1	1	1	1	1	1
62211	General medical & surgical hospitals	3 105	22 413	107 328	6	2	—	—	—	—	1	1	1	1	1	1
622110	General medical & surgical hospitals	3 105	22 413	107 328	6	2	—	—	—	—	1	1	1	1	1	1
6222	Psychiatric & substance abuse hospitals	(C)	(D)	(D)	1	—	—	—	—	—	—	1	—	—	—	—
62221	Psychiatric & substance abuse hospitals	(C)	(D)	(D)	1	—	—	—	—	—	—	1	—	—	—	—

See footnotes at end of table.

**Table 6. Counties—Employees, Payroll, and Establishments by Industry: 2003—Con.**

[Excludes most government employees, railroad employees, and self-employed persons. Size class 1 to 4 includes establishments with payroll, but no employees, during mid-March pay period. (D) denotes figures withheld to avoid disclosing data for individual companies; the data are included in broader industry totals. Detailed industries with 100 or more employees are shown if industry was not a (D). For explanation of terms, abbreviations, and data reliability/comparability, see introductory text]

NAICS code	Industry	Number of employees for week including March 12	Payroll (\$1,000)		Total number of establishments	Number of establishments by employment-size class								
			First quarter	Annual		1 to 4	5 to 9	10 to 19	20 to 49	50 to 99	100 to 249	250 to 499	500 to 999	1,000 or more
<b>BAY—Con.</b>														
<b>62 Health care and social assistance—Con.</b>														
623	Nursing & residential care facilities .....	1 402	7 249	30 718	56	24	12	5	4	6	5	-	-	-
6231	Nursing care facilities.....	884	5 049	21 850	9	1	-	-	-	3	5	-	-	-
62311	Nursing care facilities.....	884	5 049	21 850	9	1	-	-	-	3	5	-	-	-
623110	Nursing care facilities.....	884	5 049	21 850	9	1	-	-	-	3	5	-	-	-
6232	Residential mental retardation, health facil .....	374	1 696	6 793	37	20	10	2	3	2	-	-	-	-
62321	Residential mental retardation facilities .....	292	1 293	5 212	32	20	8	1	1	2	-	-	-	-
623210	Residential mental retardation facilities .....	292	1 293	5 212	32	20	8	1	1	2	-	-	-	-
6233	Community care facilities for the elderly .....	(C)	(D)	(D)	8	3	1	2	1	1	-	-	-	-
62331	Community care facilities for the elderly .....	(C)	(D)	(D)	8	3	1	2	1	1	-	-	-	-
623312	Homes for the elderly .....	119	393	1 802	7	3	-	2	1	1	-	-	-	-
624	Social assistance .....	(F)	(D)	(D)	76	30	18	15	12	1	-	-	-	-
6241	Individual & family services.....	217	1 165	5 218	20	11	3	2	3	1	-	-	-	-
6244	Child day care services .....	421	1 158	5 167	47	17	12	12	6	-	-	-	-	-
62441	Child day care services .....	421	1 158	5 167	47	17	12	12	6	-	-	-	-	-
624410	Child day care services .....	421	1 158	5 167	47	17	12	12	6	-	-	-	-	-
<b>71</b>	<b>Arts, entertainment &amp; recreation .....</b>	<b>840</b>	<b>2 804</b>	<b>12 351</b>	<b>75</b>	<b>36</b>	<b>10</b>	<b>12</b>	<b>16</b>	<b>1</b>	-	-	-	-
713	Amusement, gambling & recreation industries .....	756	2 272	9 806	62	26	9	11	15	1	-	-	-	-
7131	Amusement parks & arcades .....	104	317	1 347	8	2	3	-	3	-	-	-	-	-
7132	Gambling industries .....	117	298	1 148	4	-	-	-	4	-	-	-	-	-
71329	Other gambling industries .....	117	298	1 148	4	-	-	-	4	-	-	-	-	-
713290	Other gambling industries .....	117	298	1 148	4	-	-	-	4	-	-	-	-	-
7139	Other amusement & recreation industries .....	535	1 657	7 311	50	24	6	11	8	1	-	-	-	-
71391	Golf courses & country clubs .....	261	968	4 045	8	1	1	-	5	1	-	-	-	-
713910	Golf courses & country clubs .....	261	968	4 045	8	1	1	-	5	1	-	-	-	-
71394	Fitness & recreational sports centers .....	(C)	(D)	(D)	11	3	2	4	2	-	-	-	-	-
<b>72</b>	<b>Accommodation &amp; food services .....</b>	<b>8 276</b>	<b>22 186</b>	<b>102 952</b>	<b>439</b>	<b>135</b>	<b>78</b>	<b>79</b>	<b>112</b>	<b>20</b>	<b>14</b>	<b>1</b>	-	-
721	Accommodation .....	1 801	7 040	31 103	100	34	22	19	17	5	2	1	-	-
7211	Traveler accommodation.....	(G)	(D)	(D)	91	29	20	18	17	4	2	1	-	-
72111	Hotels (exc casino hotels) & motels .....	1 700	6 852	30 315	90	29	20	17	17	4	2	1	-	-
721110	Hotels (exc casino hotels) & motels .....	1 700	6 852	30 315	90	29	20	17	17	4	2	1	-	-
722	Food services & drinking places .....	6 475	15 146	71 849	339	101	56	60	95	15	12	-	-	-
7221	Full-service restaurants .....	3 822	9 117	45 055	160	47	23	24	43	13	10	-	-	-
72211	Full-service restaurants .....	3 822	9 117	45 055	160	47	23	24	43	13	10	-	-	-
722110	Full-service restaurants .....	3 822	9 117	45 055	160	47	23	24	43	13	10	-	-	-
7222	Limited-service eating places .....	2 411	5 553	24 424	144	27	29	34	51	2	1	-	-	-
72221	Limited-service eating places .....	2 411	5 553	24 424	144	27	29	34	51	2	1	-	-	-
722211	Limited-service restaurants .....	2 094	4 617	20 255	118	16	22	31	47	2	-	-	-	-
722212	Cafeterias .....	209	630	2 655	8	1	3	-	3	-	1	-	-	-
722213	Snack & nonalcoholic beverage bars .....	108	306	1 514	18	10	4	3	1	-	-	-	-	-
7224	Drinking places (alcoholic beverages) .....	235	456	2 280	30	22	4	2	1	-	1	-	-	-
72241	Drinking places (alcoholic beverages) .....	235	456	2 280	30	22	4	2	1	-	1	-	-	-
722410	Drinking places (alcoholic beverages) .....	235	456	2 280	30	22	4	2	1	-	1	-	-	-
<b>81</b>	<b>Other services (except public administration) .....</b>	<b>2 947</b>	<b>11 543</b>	<b>48 375</b>	<b>440</b>	<b>264</b>	<b>90</b>	<b>56</b>	<b>25</b>	<b>4</b>	<b>1</b>	-	-	-
811	Repair & maintenance .....	733	4 055	16 880	152	108	29	10	4	-	1	-	-	-
8111	Automotive repair & maintenance .....	559	2 822	11 775	97	66	18	9	3	-	1	-	-	-
81111	Automotive mechanical & electrical R&M.....	396	1 991	8 249	68	47	15	3	2	-	1	-	-	-
811111	General automotive repair .....	329	1 657	6 911	54	37	12	3	1	-	1	-	-	-
812	Personal & laundry services .....	589	2 219	9 327	100	60	20	15	5	-	-	-	-	-
8121	Personal care services .....	242	975	3 761	48	31	9	6	2	-	-	-	-	-
81211	Hair, nail & skin care services .....	194	843	3 070	41	28	7	4	2	-	-	-	-	-
8123	Drycleaning & laundry services .....	211	551	2 544	26	12	7	5	2	-	-	-	-	-
81231	Coin-operated laundries & drycleaners .....	117	278	1 331	17	9	4	3	1	-	-	-	-	-
812310	Coin-operated laundries & drycleaners .....	117	278	1 331	17	9	4	3	1	-	-	-	-	-
813	Religious, grantmaking, civic, prof & like organizations .....	1 625	5 269	22 168	188	96	41	31	16	4	-	-	-	-
8131	Religious organizations .....	1 080	3 306	13 667	109	46	27	24	9	3	-	-	-	-
81311	Religious organizations .....	1 080	3 306	13 667	109	46	27	24	9	3	-	-	-	-
813110	Religious organizations .....	1 080	3 306	13 667	109	46	27	24	9	3	-	-	-	-
8139	Business, labor, political, like organizations.....	436	1 597	7 120	60	39	9	4	7	1	-	-	-	-
81399	Oth similar organizations (exc business, prof, labor, pol) .....	370	1 368	6 084	43	26	6	3	7	1	-	-	-	-
813990	Oth similar organizations (exc business, prof, labor, pol) .....	370	1 368	6 084	43	26	6	3	7	1	-	-	-	-
<b>99</b>	<b>Unclassified establishments .....</b>	<b>(A)</b>	<b>(D)</b>	<b>(D)</b>	<b>10</b>	<b>9</b>	<b>1</b>	<b>-</b>	<b>-</b>	<b>-</b>	<b>-</b>	<b>-</b>	<b>-</b>	<b>-</b>
<b>BRADFORD</b>														
	<b>Total .....</b>	<b>4 150</b>	<b>22 410</b>	<b>88 482</b>	<b>397</b>	<b>235</b>	<b>67</b>	<b>54</b>	<b>27</b>	<b>4</b>	<b>10</b>	<b>-</b>	<b>-</b>	<b>-</b>
<b>11</b>	<b>Forestry, fishing, hunting, and agriculture support .....</b>	<b>(A)</b>	<b>(D)</b>	<b>(D)</b>	<b>4</b>	<b>2</b>	<b>2</b>	<b>-</b>	<b>-</b>	<b>-</b>	<b>-</b>	<b>-</b>	<b>-</b>	<b>-</b>
<b>21</b>	<b>Mining .....</b>	<b>(C)</b>	<b>(D)</b>	<b>(D)</b>	<b>2</b>	<b>1</b>	<b>-</b>	<b>-</b>	<b>-</b>	<b>-</b>	<b>1</b>	<b>-</b>	<b>-</b>	<b>-</b>
212	Mining (except oil & gas) .....	(C)	(D)	(D)	2	1	-	-	-	-	1	-	-	-
2122	Metal ore mining .....	(C)	(D)	(D)	1	-	-	-	-	-	1	-	-	-
21229	Other metal ore mining .....	(C)	(D)	(D)	1	-	-	-	-	-	1	-	-	-
<b>23</b>	<b>Construction .....</b>	<b>176</b>	<b>847</b>	<b>3 333</b>	<b>40</b>	<b>29</b>	<b>7</b>	<b>3</b>	<b>1</b>	<b>-</b>	<b>-</b>	<b>-</b>	<b>-</b>	<b>-</b>

See footnotes at end of table.

**Table 6. Counties—Employees, Payroll, and Establishments by Industry: 2003—Con.**

[Excludes most government employees, railroad employees, and self-employed persons. Size class 1 to 4 includes establishments with payroll, but no employees, during mid-March pay period. (D) denotes figures withheld to avoid disclosing data for individual companies; the data are included in broader industry totals. Detailed industries with 100 or more employees are shown if industry was not a (D). For explanation of terms, abbreviations, and data reliability/comparability, see introductory text]

NAICS code	Industry	Number of employees for week including March 12	Payroll (\$1,000)		Total number of establishments	Number of establishments by employment-size class								
			First quarter	Annual		1 to 4	5 to 9	10 to 19	20 to 49	50 to 99	100 to 249	250 to 499	500 to 999	1,000 or more
<b>BRADFORD—Con.</b>														
<b>31-33</b>	<b>Manufacturing</b> .....	<b>422</b>	<b>2 794</b>	<b>11 307</b>	<b>14</b>	<b>4</b>	<b>3</b>	—	<b>4</b>	<b>2</b>	<b>1</b>	—	—	—
332	Fabricated metal product mfg .....	(C)	(D)	(D)	2	—	—	—	1	—	1	—	—	—
3323	Architectural & structural metals mfg .....	(C)	(D)	(D)	2	—	—	—	1	—	1	—	—	—
33231	Plate work & fabricated structural prod mfg ...	(C)	(D)	(D)	2	—	—	—	1	—	1	—	—	—
<b>42</b>	<b>Wholesale trade</b> .....	<b>68</b>	<b>434</b>	<b>1 919</b>	<b>10</b>	<b>6</b>	<b>1</b>	<b>2</b>	<b>1</b>	—	—	—	—	—
<b>44-45</b>	<b>Retail trade</b> .....	<b>770</b>	<b>3 298</b>	<b>14 266</b>	<b>84</b>	<b>44</b>	<b>22</b>	<b>12</b>	<b>4</b>	<b>2</b>	<b>1</b>	—	—	—
441	Motor vehicle & parts dealers .....	114	623	3 148	9	3	2	2	2	—	—	—	—	—
445	Food & beverage stores .....	208	649	2 736	12	6	2	2	1	—	1	—	—	—
4451	Grocery stores .....	197	574	2 381	8	3	1	2	1	—	1	—	—	—
44511	Grocery (except convenience) stores .....	182	529	2 188	4	—	—	2	1	—	1	—	—	—
445110	Grocery (except convenience) stores .....	182	529	2 188	4	—	—	2	1	—	1	—	—	—
452	General merchandise stores .....	(C)	(D)	(D)	4	2	—	1	—	—	1	—	—	—
4521	Department stores .....	(C)	(D)	(D)	1	—	—	—	—	—	1	—	—	—
45211	Department stores .....	(C)	(D)	(D)	1	—	—	—	—	—	1	—	—	—
<b>48-49</b>	<b>Transportation &amp; warehousing</b> .....	<b>222</b>	<b>2 128</b>	<b>6 889</b>	<b>21</b>	<b>15</b>	—	<b>5</b>	—	—	<b>1</b>	—	—	—
484	Truck transportation .....	178	1 370	5 633	14	11	—	2	—	—	1	—	—	—
4841	General freight trucking .....	(C)	(D)	(D)	11	9	—	1	—	—	1	—	—	—
48412	General freight trucking, long-distance .....	(C)	(D)	(D)	7	5	—	1	—	—	1	—	—	—
<b>51</b>	<b>Information</b> .....	<b>(B)</b>	<b>(D)</b>	<b>(D)</b>	<b>5</b>	<b>2</b>	<b>2</b>	<b>1</b>	—	—	—	—	—	—
<b>52</b>	<b>Finance &amp; insurance</b> .....	<b>107</b>	<b>746</b>	<b>3 075</b>	<b>21</b>	<b>15</b>	<b>3</b>	<b>2</b>	<b>1</b>	—	—	—	—	—
<b>53</b>	<b>Real estate &amp; rental &amp; leasing</b> .....	<b>(B)</b>	<b>(D)</b>	<b>(D)</b>	<b>15</b>	<b>14</b>	—	<b>1</b>	—	—	—	—	—	—
<b>54</b>	<b>Professional, scientific &amp; technical services</b> .....	<b>127</b>	<b>816</b>	<b>3 468</b>	<b>33</b>	<b>24</b>	<b>5</b>	<b>4</b>	—	—	—	—	—	—
541	Professional, scientific & technical services .....	127	816	3 468	33	24	5	4	—	—	—	—	—	—
<b>56</b>	<b>Admin, support, waste mgt, remediation services</b> .....	<b>60</b>	<b>282</b>	<b>1 329</b>	<b>17</b>	<b>12</b>	<b>4</b>	<b>1</b>	—	—	—	—	—	—
<b>61</b>	<b>Educational services</b> .....	<b>(A)</b>	<b>(D)</b>	<b>(D)</b>	<b>5</b>	<b>5</b>	—	—	—	—	—	—	—	—
<b>62</b>	<b>Health care and social assistance</b> .....	<b>876</b>	<b>4 497</b>	<b>17 753</b>	<b>37</b>	<b>14</b>	<b>6</b>	<b>9</b>	<b>4</b>	—	<b>4</b>	—	—	—
621	Ambulatory health care services .....	180	1 048	3 291	15	6	2	4	3	—	—	—	—	—
622	Hospitals .....	(C)	(D)	(D)	1	—	—	—	—	—	1	—	—	—
6221	General medical & surgical hospitals .....	(C)	(D)	(D)	1	—	—	—	—	—	1	—	—	—
62211	General medical & surgical hospitals .....	(C)	(D)	(D)	1	—	—	—	—	—	1	—	—	—
623	Nursing & residential care facilities .....	315	1 459	6 568	6	1	1	2	—	—	2	—	—	—
6231	Nursing care facilities .....	(E)	(D)	(D)	2	—	—	—	—	—	2	—	—	—
62311	Nursing care facilities .....	(E)	(D)	(D)	2	—	—	—	—	—	2	—	—	—
624	Social assistance .....	(C)	(D)	(D)	15	7	3	3	1	—	1	—	—	—
6243	Vocational rehabilitation services .....	(C)	(D)	(D)	1	—	—	—	—	—	1	—	—	—
62431	Vocational rehabilitation services .....	(C)	(D)	(D)	1	—	—	—	—	—	1	—	—	—
<b>71</b>	<b>Arts, entertainment &amp; recreation</b> .....	<b>(A)</b>	<b>(D)</b>	<b>(D)</b>	<b>2</b>	<b>2</b>	—	—	—	—	—	—	—	—
<b>72</b>	<b>Accommodation &amp; food services</b> .....	<b>707</b>	<b>1 530</b>	<b>6 452</b>	<b>32</b>	<b>10</b>	<b>6</b>	<b>5</b>	<b>8</b>	<b>2</b>	<b>1</b>	—	—	—
722	Food services & drinking places .....	649	1 474	6 160	25	4	6	5	7	2	1	—	—	—
7221	Full-service restaurants .....	136	366	1 568	9	3	3	1	1	1	—	—	—	—
72211	Full-service restaurants .....	136	366	1 568	9	3	3	1	1	1	—	—	—	—
722110	Full-service restaurants .....	136	366	1 568	9	3	3	1	1	1	—	—	—	—
7222	Limited-service eating places .....	452	970	3 915	12	—	1	4	5	1	1	—	—	—
72221	Limited-service eating places .....	452	970	3 915	12	—	1	4	5	1	1	—	—	—
<b>81</b>	<b>Other services (except public administration)</b> .....	<b>337</b>	<b>1 081</b>	<b>4 482</b>	<b>54</b>	<b>35</b>	<b>6</b>	<b>9</b>	<b>4</b>	—	—	—	—	—
813	Religious, grantmaking, civic, prof & like organizations .....	185	562	2 374	28	17	3	6	2	—	—	—	—	—
8131	Religious organizations .....	151	442	1 872	23	15	2	4	2	—	—	—	—	—
81311	Religious organizations .....	151	442	1 872	23	15	2	4	2	—	—	—	—	—
813110	Religious organizations .....	151	442	1 872	23	15	2	4	2	—	—	—	—	—
<b>99</b>	<b>Unclassified establishments</b> .....	<b>(A)</b>	<b>(D)</b>	<b>(D)</b>	<b>1</b>	<b>1</b>	—	—	—	—	—	—	—	—
<b>BREVARD</b>														
	<b>Total</b> .....	<b>174 159</b>	<b>1 397 409</b>	<b>5 630 370</b>	<b>12 177</b>	<b>7 071</b>	<b>2 258</b>	<b>1 441</b>	<b>880</b>	<b>278</b>	<b>184</b>	<b>37</b>	<b>14</b>	<b>14</b>
<b>11</b>	<b>Forestry, fishing, hunting, and agriculture support</b> .....	<b>(A)</b>	<b>(D)</b>	<b>(D)</b>	<b>9</b>	<b>9</b>	—	—	—	—	—	—	—	—
<b>21</b>	<b>Mining</b> .....	<b>(B)</b>	<b>(D)</b>	<b>(D)</b>	<b>5</b>	<b>3</b>	—	—	<b>2</b>	—	—	—	—	—
<b>22</b>	<b>Utilities</b> .....	<b>(E)</b>	<b>(D)</b>	<b>(D)</b>	<b>12</b>	<b>7</b>	<b>1</b>	<b>1</b>	—	<b>2</b>	—	<b>1</b>	—	—
221	Utilities .....	(E)	(D)	(D)	12	7	1	1	—	2	—	1	—	—
2211	Elec pwr generation, transmsn & distribution ...	(E)	(D)	(D)	3	1	—	—	—	1	—	1	—	—
22111	Electric power generation .....	(E)	(D)	(D)	2	—	—	—	—	1	—	1	—	—

See footnotes at end of table.



**Table 6. Counties—Employees, Payroll, and Establishments by Industry: 2003—Con.**

[Excludes most government employees, railroad employees, and self-employed persons. Size class 1 to 4 includes establishments with payroll, but no employees, during mid-March pay period. (D) denotes figures withheld to avoid disclosing data for individual companies; the data are included in broader industry totals. Detailed industries with 100 or more employees are shown if industry was not a (D). For explanation of terms, abbreviations, and data reliability/comparability, see introductory text]

NAICS code	Industry	Number of employees for week including March 12	Payroll (\$1,000)		Total number of establishments	Number of establishments by employment-size class								
			First quarter	Annual		1 to 4	5 to 9	10 to 19	20 to 49	50 to 99	100 to 249	250 to 499	500 to 999	1,000 or more
<b>BREVARD—Con.</b>														
<b>23</b>	<b>Construction</b>	<b>10 520</b>	<b>76 955</b>	<b>341 560</b>	<b>1 419</b>	<b>916</b>	<b>231</b>	<b>152</b>	<b>95</b>	<b>17</b>	<b>5</b>	<b>3</b>	—	—
236	Construction of Buildings	2 594	25 541	113 104	314	218	43	29	18	2	2	2	—	—
2361	Residential Building Construction	1 753	18 003	80 944	234	179	30	14	7	1	1	2	—	—
23611	Residential Building Construction	1 753	18 003	80 944	234	179	30	14	7	1	1	2	—	—
236115	New Single-Family Housing Construction (except Operative Builders)	524	4 186	20 049	151	118	22	8	3	—	—	—	—	—
236116	New Multifamily Housing Construction (except Operative Builders)	120	964	3 802	11	5	1	2	3	—	—	—	—	—
236117	New Housing Operative Builders	967	12 204	54 760	10	3	1	1	1	1	1	2	—	—
236118	Residential Remodelers	142	649	2 333	62	53	6	3	—	—	—	—	—	—
2362	Nonresidential Building Construction	841	7 538	32 160	80	39	13	15	11	1	1	—	—	—
23622	Commercial and Institutional Building Construction	(F)	(D)	(D)	78	38	13	14	11	1	1	—	—	—
237	Heavy and Civil Engineering Construction	1 088	8 577	37 048	94	46	17	12	17	1	1	—	—	—
2371	Utility System Construction	680	5 817	22 861	38	13	9	2	12	1	1	—	—	—
23711	Water and Sewer Line and Related Structures Construction	323	2 244	9 501	27	9	8	2	8	—	—	—	—	—
237110	Water and Sewer Line and Related Structures Construction	323	2 244	9 501	27	9	8	2	8	—	—	—	—	—
23713	Power and Communication Line and Related Structures Construction	357	3 573	13 360	11	4	1	—	4	1	1	—	—	—
237130	Power and Communication Line and Related Structures Construction	357	3 573	13 360	11	4	1	—	4	1	1	—	—	—
2372	Land Subdivision	126	866	3 714	27	19	3	4	1	—	—	—	—	—
23721	Land Subdivision	126	866	3 714	27	19	3	4	1	—	—	—	—	—
237210	Land Subdivision	126	866	3 714	27	19	3	4	1	—	—	—	—	—
2373	Highway, Street, and Bridge Construction	165	1 102	4 804	13	4	4	2	3	—	—	—	—	—
23731	Highway, Street, and Bridge Construction	165	1 102	4 804	13	4	4	2	3	—	—	—	—	—
237310	Highway, Street, and Bridge Construction	165	1 102	4 804	13	4	4	2	3	—	—	—	—	—
2379	Other Heavy and Civil Engineering Construction	117	792	5 669	16	10	1	4	1	—	—	—	—	—
23799	Other Heavy and Civil Engineering Construction	117	792	5 669	16	10	1	4	1	—	—	—	—	—
237990	Other Heavy and Civil Engineering Construction	117	792	5 669	16	10	1	4	1	—	—	—	—	—
238	Specialty Trade Contractors	6 838	42 837	191 408	1 011	652	171	111	60	14	2	1	—	—
2381	Foundation, Structure, and Building Exterior Contractors	1 786	9 618	43 116	285	171	61	38	13	1	1	—	—	—
23811	Poured Concrete Foundation and Structure Contractors	677	3 671	17 312	76	41	11	18	4	1	1	—	—	—
238110	Poured Concrete Foundation and Structure Contractors	677	3 671	17 312	76	41	11	18	4	1	1	—	—	—
23813	Framing Contractors	208	1 276	5 535	54	39	14	—	1	—	—	—	—	—
238130	Framing Contractors	208	1 276	5 535	54	39	14	—	1	—	—	—	—	—
23814	Masonry Contractors	279	1 491	6 905	57	37	12	7	1	—	—	—	—	—
238140	Masonry Contractors	279	1 491	6 905	57	37	12	7	1	—	—	—	—	—
23816	Roofing Contractors	357	1 640	6 860	57	30	16	9	2	—	—	—	—	—
238160	Roofing Contractors	357	1 640	6 860	57	30	16	9	2	—	—	—	—	—
23817	Siding Contractors	108	564	2 598	15	6	5	2	2	—	—	—	—	—
238170	Siding Contractors	108	564	2 598	15	6	5	2	2	—	—	—	—	—
2382	Building Equipment Contractors	2 787	19 215	87 659	294	173	50	33	28	8	1	1	—	—
23821	Electrical Contractors	1 072	6 780	30 219	118	61	23	18	12	4	—	—	—	—
238210	Electrical Contractors	1 072	6 780	30 219	118	61	23	18	12	4	—	—	—	—
23822	Plumbing, Heating, and Air-Conditioning Contractors	1 674	12 050	55 953	167	105	26	14	16	4	1	1	—	—
238220	Plumbing, Heating, and Air-Conditioning Contractors	1 674	12 050	55 953	167	105	26	14	16	4	1	1	—	—
2383	Building Finishing Contractors	1 404	8 165	35 995	301	225	41	23	8	4	—	—	—	—
23831	Drywall and Insulation Contractors	564	3 511	13 941	53	35	5	6	3	4	—	—	—	—
238310	Drywall and Insulation Contractors	564	3 511	13 941	53	35	5	6	3	4	—	—	—	—
23832	Painting and Wall Covering Contractors	313	1 595	7 364	98	73	18	5	2	—	—	—	—	—
238320	Painting and Wall Covering Contractors	313	1 595	7 364	98	73	18	5	2	—	—	—	—	—
23834	Tile and Terrazzo Contractors	144	869	4 849	38	31	3	3	1	—	—	—	—	—
238340	Tile and Terrazzo Contractors	144	869	4 849	38	31	3	3	1	—	—	—	—	—
23835	Finish Carpentry Contractors	279	1 668	7 587	79	61	10	6	2	—	—	—	—	—
238350	Finish Carpentry Contractors	279	1 668	7 587	79	61	10	6	2	—	—	—	—	—
2389	Other Specialty Trade Contractors	861	5 839	24 638	131	83	19	17	11	1	—	—	—	—
23891	Site Preparation Contractors	329	2 684	10 513	49	29	8	8	4	—	—	—	—	—
238910	Site Preparation Contractors	329	2 684	10 513	49	29	8	8	4	—	—	—	—	—
23899	All Other Specialty Trade Contractors	532	3 155	14 125	82	54	11	9	7	1	—	—	—	—
238990	All Other Specialty Trade Contractors	532	3 155	14 125	82	54	11	9	7	1	—	—	—	—
<b>31-33</b>	<b>Manufacturing</b>	<b>18 416</b>	<b>222 279</b>	<b>864 155</b>	<b>451</b>	<b>216</b>	<b>66</b>	<b>66</b>	<b>60</b>	<b>23</b>	<b>10</b>	<b>4</b>	<b>2</b>	<b>4</b>
314	Textile product mills	183	1 043	3 742	16	10	2	3	—	—	1	—	—	—
3141	Textile furnishings mills	(C)	(D)	(D)	2	1	—	—	—	—	1	—	—	—
31412	Curtain & linen mills	(C)	(D)	(D)	2	1	—	—	—	—	1	—	—	—
321	Wood product mfg	(F)	(D)	(D)	8	1	—	1	3	2	—	1	—	—
3212	Veneer, plywood & engineered wood product mfg	557	3 677	17 273	5	—	—	—	2	2	—	1	—	—
32121	Veneer, plywood & engineered wood product mfg	557	3 677	17 273	5	—	—	—	2	2	—	1	—	—
321214	Truss mfg	557	3 677	17 273	5	—	—	—	2	2	—	1	—	—
323	Printing & related support activities	215	1 236	5 248	40	25	8	6	1	—	—	—	—	—
3231	Printing & related support activities	215	1 236	5 248	40	25	8	6	1	—	—	—	—	—
32311	Printing	(C)	(D)	(D)	39	24	8	6	1	—	—	—	—	—
325	Chemical mfg	273	2 366	8 500	15	5	2	2	5	1	—	—	—	—

See footnotes at end of table.

**Table 6. Counties—Employees, Payroll, and Establishments by Industry: 2003—Con.**

[Excludes most government employees, railroad employees, and self-employed persons. Size class 1 to 4 includes establishments with payroll, but no employees, during mid-March pay period. (D) denotes figures withheld to avoid disclosing data for individual companies; the data are included in broader industry totals. Detailed industries with 100 or more employees are shown if industry was not a (D). For explanation of terms, abbreviations, and data reliability/comparability, see introductory text]

NAICS code	Industry	Number of employees for week including March 12	Payroll (\$1,000)		Total number of establishments	Number of establishments by employment-size class									
			First quarter	Annual		1 to 4	5 to 9	10 to 19	20 to 49	50 to 99	100 to 249	250 to 499	500 to 999	1,000 or more	
<b>BREVARD—Con.</b>															
<b>31-33 Manufacturing—Con.</b>															
326	Plastics & rubber products mfg .....	386	2 241	8 552	21	10	3	3	3	1	1	-	-	-	
3261	Plastics product mfg .....	386	2 241	8 552	21	10	3	3	3	1	1	-	-	-	
32619	Other plastics product mfg .....	286	1 576	5 630	12	6	2	-	2	1	1	-	-	-	
327	Nonmetallic mineral product mfg .....	341	2 696	11 723	23	7	4	6	5	1	-	-	-	-	
3273	Cement & concrete product mfg .....	258	2 195	9 527	15	4	1	5	4	1	-	-	-	-	
32732	Ready-mix concrete mfg .....	171	1 523	6 713	9	1	1	3	4	-	-	-	-	-	
327320	Ready-mix concrete mfg .....	171	1 523	6 713	9	1	1	3	4	-	-	-	-	-	
331	Primary metal mfg .....	(C)	(D)	(D)	3	1	-	-	1	-	1	-	-	-	
3313	Alumina & aluminum production & processing ..	(C)	(D)	(D)	2	1	-	-	-	-	1	-	-	-	
33131	Alumina & aluminum production & processing .....	(C)	(D)	(D)	2	1	-	-	-	-	1	-	-	-	
332	Fabricated metal product mfg .....	1 016	7 445	32 230	73	32	12	14	11	3	1	-	-	-	
3323	Architectural & structural metals mfg .....	335	2 678	10 469	23	11	2	4	5	-	1	-	-	-	
33231	Plate work & fabricated structural prod mfg ...	219	1 641	6 932	9	2	2	2	2	-	1	-	-	-	
33232	Ornamental & architectural metal prod mfg ...	116	1 037	3 537	14	9	-	2	3	-	-	-	-	-	
3327	Mach shops, turn prod, screw, nut, bolt mfg ....	282	2 230	8 810	28	14	6	3	5	-	-	-	-	-	
33271	Machine shops .....	178	1 311	5 252	22	11	5	3	3	-	-	-	-	-	
332710	Machine shops .....	178	1 311	5 252	22	11	5	3	3	-	-	-	-	-	
33272	Turned product & screw, nut & bolt mfg .....	104	919	3 558	6	3	1	-	2	-	-	-	-	-	
3328	Coating, engrave, heat treating & oth activity ...	(C)	(D)	(D)	12	6	2	3	-	1	-	-	-	-	
33281	Coating, engrave, heat treating & oth activity .	(C)	(D)	(D)	12	6	2	3	-	1	-	-	-	-	
332813	Electropl, plating, polish, anodize, coloring .	121	786	3 447	9	4	2	2	-	1	-	-	-	-	
3329	Other fabricated metal product mfg .....	228	1 409	8 314	8	1	1	3	1	2	-	-	-	-	
33299	All other fabricated metal product mfg .....	228	1 409	8 314	8	1	1	3	1	2	-	-	-	-	
333	Machinery mfg .....	931	9 756	40 173	27	12	4	4	3	3	-	-	1	-	
3332	Industrial machinery mfg .....	203	2 159	7 812	4	1	-	-	1	2	-	-	-	-	
33329	Other industrial machinery mfg .....	(C)	(D)	(D)	3	-	-	-	1	2	-	-	-	-	
3333	Commercial & service industry machinery mfg ..	(F)	(D)	(D)	3	-	1	-	1	-	-	-	1	-	
33331	Commercial & service industry machinery mfg .....	(F)	(D)	(D)	3	-	1	-	1	-	-	-	1	-	
334	Computer & electronic product mfg .....	10 599	141 428	557 773	61	19	4	5	15	8	5	1	1	3	
3341	Computer & peripheral equipment mfg .....	(F)	(D)	(D)	12	4	1	1	2	1	3	-	-	-	
33411	Computer & peripheral equipment mfg .....	(F)	(D)	(D)	12	4	1	1	2	1	3	-	-	-	
3342	Communications equipment mfg .....	(G)	(D)	(D)	8	3	2	-	-	2	-	-	-	1	
33422	Radio, TV broadcast & wireless comm equip mfg .....	1 365	12 595	51 102	5	1	1	-	-	2	-	-	-	1	
334220	Radio, TV broadcast & wireless comm equip mfg .....	1 365	12 595	51 102	5	1	1	-	-	2	-	-	-	1	
3344	Semiconductor & oth electronic component mfg .....	3 487	32 155	126 780	24	5	-	1	11	2	2	1	1	1	
33441	Semiconductor & oth electronic component mfg .....	3 487	32 155	126 780	24	5	-	1	11	2	2	1	1	1	
334418	Printed circuit assembly (electronic assembly) mfg .....	714	4 724	19 561	5	-	-	-	1	2	1	1	-	-	
334419	Other electronic component mfg .....	221	1 419	5 758	10	4	-	-	6	-	-	-	-	-	
3345	Nav, measuring, medical, control instruments mfg .....	(I)	(D)	(D)	14	5	1	3	2	2	-	-	-	1	
33451	Nav, measuring, medical, control instruments mfg .....	(I)	(D)	(D)	14	5	1	3	2	2	-	-	-	1	
335	Electrical equip, appliance & component mfg .....	150	1 084	4 199	13	6	3	2	1	1	-	-	-	-	
3359	Other electrical equipment & component mfg ...	(C)	(D)	(D)	9	3	2	2	1	1	-	-	-	-	
336	Transportation equipment mfg .....	2 579	40 276	136 531	29	9	5	5	6	1	-	2	-	1	
3363	Motor vehicle parts mfg .....	(C)	(D)	(D)	7	4	1	-	1	1	-	-	-	-	
33632	MV electrical & electronic equipment mfg ....	(C)	(D)	(D)	3	1	-	-	1	1	-	-	-	-	
3364	Aerospace product & parts mfg .....	(G)	(D)	(D)	5	-	1	1	2	-	-	-	-	1	
33641	Aerospace product & parts mfg .....	(G)	(D)	(D)	5	-	1	1	2	-	-	-	-	1	
3366	Ship & boat building .....	922	6 923	34 632	12	3	2	2	3	-	-	2	-	-	
33661	Ship & boat building .....	922	6 923	34 632	12	3	2	2	3	-	-	2	-	-	
337	Furniture & related product mfg .....	258	1 450	7 037	24	18	2	2	1	-	1	-	-	-	
3371	HH & institutional furniture & kitchen cabinet mfg .....	241	1 376	6 726	21	17	1	1	1	-	1	-	-	-	
33711	Wood kitchen cabinet & countertop mfg .....	230	1 325	6 419	12	8	1	1	1	-	1	-	-	-	
337110	Wood kitchen cabinet & countertop mfg .....	230	1 325	6 419	12	8	1	1	1	-	1	-	-	-	
339	Miscellaneous mfg .....	492	4 202	17 399	70	44	11	9	4	2	-	-	-	-	
3391	Medical equipment & supplies mfg .....	164	1 638	6 770	23	15	3	3	1	1	-	-	-	-	
33911	Medical equipment & supplies mfg .....	164	1 638	6 770	23	15	3	3	1	1	-	-	-	-	
3399	Other miscellaneous mfg .....	328	2 564	10 629	47	29	8	6	3	1	-	-	-	-	
33999	All other misc mfg .....	171	1 494	6 082	10	3	2	2	2	1	-	-	-	-	

See footnotes at end of table.

**Table 6. Counties—Employees, Payroll, and Establishments by Industry: 2003—Con.**

[Excludes most government employees, railroad employees, and self-employed persons. Size class 1 to 4 includes establishments with payroll, but no employees, during mid-March pay period. (D) denotes figures withheld to avoid disclosing data for individual companies; the data are included in broader industry totals. Detailed industries with 100 or more employees are shown if industry was not a (D). For explanation of terms, abbreviations, and data reliability/comparability, see introductory text]

NAICS code	Industry	Number of employees for week including March 12	Payroll (\$1,000)		Total number of establishments	Number of establishments by employment-size class									
			First quarter	Annual		1 to 4	5 to 9	10 to 19	20 to 49	50 to 99	100 to 249	250 to 499	500 to 999	1,000 or more	
<b>BREVARD—Con.</b>															
<b>42</b>	<b>Wholesale trade</b>	<b>4 240</b>	<b>40 397</b>	<b>166 430</b>	<b>584</b>	<b>380</b>	<b>103</b>	<b>57</b>	<b>33</b>	<b>8</b>	<b>2</b>	<b>1</b>	—	—	
423	Merchant Wholesalers, Durable Goods	2 768	28 391	116 548	354	209	73	42	23	6	—	1	—	—	
4231	Motor Vehicle and Motor Vehicle Parts and Supplies Merchant Wholesalers	570	7 836	31 432	47	30	7	4	5	—	—	1	—	—	
42311	Automobile and Other Motor Vehicle Merchant Wholesalers	(E)	(D)	(D)	16	13	1	—	1	—	—	1	—	—	
42312	Motor Vehicle Supplies and New Parts Merchant Wholesalers	171	1 307	5 256	24	13	5	3	3	—	—	—	—	—	
423120	Motor Vehicle Supplies and New Parts Merchant Wholesalers	171	1 307	5 256	24	13	5	3	3	—	—	—	—	—	
4232	Furniture and Home Furnishing Merchant Wholesalers	118	1 242	4 538	18	10	3	4	1	—	—	—	—	—	
4233	Lumber and Other Construction Materials Merchant Wholesalers	200	1 732	7 158	19	5	8	5	—	1	—	—	—	—	
42331	Lumber, Plywood, Millwork, and Wood Panel Merchant Wholesalers	129	1 000	4 201	10	2	5	2	—	1	—	—	—	—	
423310	Lumber, Plywood, Millwork, and Wood Panel Merchant Wholesalers	129	1 000	4 201	10	2	5	2	—	1	—	—	—	—	
4234	Professional and Commercial Equipment and Supplies Merchant Wholesalers	421	5 381	21 462	55	33	9	6	7	—	—	—	—	—	
42342	Office Equipment Merchant Wholesalers	102	875	3 708	7	2	1	2	2	—	—	—	—	—	
423420	Office Equipment Merchant Wholesalers	102	875	3 708	7	2	1	2	2	—	—	—	—	—	
42343	Computer and Computer Peripheral Equipment and Software Merchant Wholesalers	216	3 748	14 124	23	11	6	3	3	—	—	—	—	—	
423430	Computer and Computer Peripheral Equipment and Software Merchant Wholesalers	216	3 748	14 124	23	11	6	3	3	—	—	—	—	—	
4235	Metal and Mineral (except Petroleum) Merchant Wholesalers	116	692	2 853	14	9	3	—	1	1	—	—	—	—	
42351	Metal Service Centers and Other Metal Merchant Wholesalers	116	692	2 853	14	9	3	—	1	1	—	—	—	—	
423510	Metal Service Centers and Other Metal Merchant Wholesalers	116	692	2 853	14	9	3	—	1	1	—	—	—	—	
4236	Electrical and Electronic Goods Merchant Wholesalers	495	4 494	17 829	66	40	12	9	4	1	—	—	—	—	
42361	Electrical Apparatus and Equipment, Wiring Supplies, and Related Equipment	(C)	(D)	(D)	22	16	1	4	1	—	—	—	—	—	
42369	Other Electronic Parts and Equipment Merchant Wholesalers	357	3 331	13 532	41	22	10	5	3	1	—	—	—	—	
423690	Other Electronic Parts and Equipment Merchant Wholesalers	357	3 331	13 532	41	22	10	5	3	1	—	—	—	—	
4237	Hardware, and Plumbing and Heating Equipment and Supplies Merchant Wholesale	116	1 200	6 335	25	15	7	3	—	—	—	—	—	—	
4238	Machinery, Equipment, and Supplies Merchant Wholesalers	410	3 502	15 583	55	31	14	5	3	2	—	—	—	—	
42383	Industrial Machinery and Equipment Merchant Wholesalers	129	1 024	4 332	27	19	5	1	2	—	—	—	—	—	
423830	Industrial Machinery and Equipment Merchant Wholesalers	129	1 024	4 332	27	19	5	1	2	—	—	—	—	—	
4239	Miscellaneous Durable Goods Merchant Wholesalers	322	2 312	9 358	55	36	10	6	2	1	—	—	—	—	
42391	Sporting and Recreational Goods and Supplies Merchant Wholesalers	106	778	3 145	20	13	3	3	1	—	—	—	—	—	
423910	Sporting and Recreational Goods and Supplies Merchant Wholesalers	106	778	3 145	20	13	3	3	1	—	—	—	—	—	
42399	Other Miscellaneous Durable Goods Merchant Wholesalers	103	561	2 775	17	10	3	3	1	—	—	—	—	—	
423990	Other Miscellaneous Durable Goods Merchant Wholesalers	103	561	2 775	17	10	3	3	1	—	—	—	—	—	
424	Merchant Wholesalers, Nondurable Goods	1 283	9 754	41 753	160	110	23	14	9	2	2	—	—	—	
4242	Drugs and Druggists' Sundries Merchant Wholesalers	119	1 320	5 503	9	4	2	2	—	1	—	—	—	—	
42421	Drugs and Druggists' Sundries Merchant Wholesalers	119	1 320	5 503	9	4	2	2	—	1	—	—	—	—	
424210	Drugs and Druggists' Sundries Merchant Wholesalers	119	1 320	5 503	9	4	2	2	—	1	—	—	—	—	
4244	Grocery and Related Product Wholesalers	417	2 796	10 832	39	29	2	3	4	—	1	—	—	—	
42449	Other Grocery and Related Products Merchant Wholesalers	224	1 560	6 543	14	11	—	1	1	—	1	—	—	—	
424490	Other Grocery and Related Products Merchant Wholesalers	224	1 560	6 543	14	11	—	1	1	—	1	—	—	—	
4248	Beer, Wine, and Distilled Alcoholic Beverage Merchant Wholesalers	(C)	(D)	(D)	2	—	—	—	—	1	1	—	—	—	
42481	Beer and Ale Merchant Wholesalers	(C)	(D)	(D)	2	—	—	—	—	1	1	—	—	—	
4249	Miscellaneous Nondurable Goods Merchant Wholesalers	234	1 649	6 854	52	40	4	5	3	—	—	—	—	—	
42499	Other Miscellaneous Nondurable Goods Merchant Wholesalers	126	840	3 986	25	20	1	1	3	—	—	—	—	—	
424990	Other Miscellaneous Nondurable Goods Merchant Wholesalers	126	840	3 986	25	20	1	1	3	—	—	—	—	—	
425	Wholesale Electronic Markets and Agents and Brokers	189	2 252	8 129	70	61	7	1	1	—	—	—	—	—	
4251	Wholesale Electronic Markets and Agents and Brokers	189	2 252	8 129	70	61	7	1	1	—	—	—	—	—	
42512	Wholesale Trade Agents and Brokers	189	2 252	8 129	70	61	7	1	1	—	—	—	—	—	
425120	Wholesale Trade Agents and Brokers	189	2 252	8 129	70	61	7	1	1	—	—	—	—	—	

See footnotes at end of table.

**Table 6. Counties—Employees, Payroll, and Establishments by Industry: 2003—Con.**

[Excludes most government employees, railroad employees, and self-employed persons. Size class 1 to 4 includes establishments with payroll, but no employees, during mid-March pay period. (D) denotes figures withheld to avoid disclosing data for individual companies; the data are included in broader industry totals. Detailed industries with 100 or more employees are shown if industry was not a (D). For explanation of terms, abbreviations, and data reliability/comparability, see introductory text]

NAICS code	Industry	Number of employees for week including March 12	Payroll (\$1,000)		Total number of establishments	Number of establishments by employment-size class									
			First quarter	Annual		1 to 4	5 to 9	10 to 19	20 to 49	50 to 99	100 to 249	250 to 499	500 to 999	1,000 or more	
<b>BREVARD—Con.</b>															
<b>44-45</b>	<b>Retail trade</b>	<b>26 918</b>	<b>132 006</b>	<b>547 438</b>	<b>1 951</b>	<b>983</b>	<b>457</b>	<b>262</b>	<b>130</b>	<b>56</b>	<b>58</b>	<b>2</b>	<b>3</b>	<b>-</b>	
441	Motor vehicle & parts dealers	3 961	31 449	138 080	272	127	54	49	14	22	6	-	-	-	
4411	Automobile dealers	2 676	23 649	104 715	103	58	7	5	5	22	6	-	-	-	
44111	New car dealers	2 535	22 697	100 777	50	11	3	3	5	22	6	-	-	-	
441110	New car dealers	2 535	22 697	100 777	50	11	3	3	5	22	6	-	-	-	
44112	Used car dealers	141	952	3 938	53	47	4	2	-	-	-	-	-	-	
441120	Used car dealers	141	952	3 938	53	47	4	2	-	-	-	-	-	-	
4412	Other motor vehicle dealers	371	2 097	10 168	60	38	11	6	5	-	-	-	-	-	
44122	Motorcycle & boat & other MV dealers	320	1 877	9 418	52	32	10	6	4	-	-	-	-	-	
441222	Boat dealers	184	958	4 479	30	17	7	5	1	-	-	-	-	-	
4413	Automotive parts, accessories & tire stores	914	5 703	23 197	109	31	36	38	4	-	-	-	-	-	
44131	Automotive parts, accessories & tire stores	522	2 454	10 267	65	26	17	19	3	-	-	-	-	-	
441310	Automotive parts, accessories & tire stores	522	2 454	10 267	65	26	17	19	3	-	-	-	-	-	
44132	Tire dealers	392	3 249	12 930	44	5	19	19	1	-	-	-	-	-	
441320	Tire dealers	392	3 249	12 930	44	5	19	19	1	-	-	-	-	-	
442	Furniture & home furnishing stores	988	6 249	26 754	124	67	29	14	13	-	1	-	-	-	
4421	Furniture stores	609	4 131	16 136	58	24	20	6	7	-	1	-	-	-	
44211	Furniture stores	609	4 131	16 136	58	24	20	6	7	-	1	-	-	-	
442110	Furniture stores	609	4 131	16 136	58	24	20	6	7	-	1	-	-	-	
4422	Home furnishings stores	379	2 118	10 618	66	43	9	8	6	-	-	-	-	-	
44221	Floor covering stores	192	1 472	7 426	28	15	5	4	4	-	-	-	-	-	
442210	Floor covering stores	192	1 472	7 426	28	15	5	4	4	-	-	-	-	-	
44229	Other home furnishings stores	187	646	3 192	38	28	4	4	2	-	-	-	-	-	
442299	All other home furnishings stores	172	536	2 692	31	22	3	4	2	-	-	-	-	-	
443	Electronics & appliance stores	866	4 577	18 323	93	51	20	13	5	3	1	-	-	-	
4431	Electronics & appliance stores	866	4 577	18 323	93	51	20	13	5	3	1	-	-	-	
44311	Appliance, TV & all other electronics stores	711	3 704	14 989	68	38	12	10	4	3	1	-	-	-	
443111	Household appliance stores	202	1 104	5 291	19	11	1	5	1	1	-	-	-	-	
443112	Radio, television & other electronics stores	509	2 600	9 698	49	27	11	5	3	2	1	-	-	-	
44312	Computer & software stores	133	737	2 763	22	12	7	2	1	-	-	-	-	-	
443120	Computer & software stores	133	737	2 763	22	12	7	2	1	-	-	-	-	-	
444	Bldg material & garden equip & supp dealers	2 196	12 347	52 184	158	84	29	22	16	-	7	-	-	-	
4441	Building material & supplies dealers	2 026	11 623	48 925	122	62	19	19	15	-	7	-	-	-	
44411	Home centers (G)	(D)	(D)	(D)	8	1	-	-	1	-	6	-	-	-	
44412	Paint & wallpaper stores (C)	(D)	(D)	(D)	17	8	7	2	-	-	-	-	-	-	
44413	Hardware stores	238	885	4 093	22	9	3	5	5	-	-	-	-	-	
444130	Hardware stores	238	885	4 093	22	9	3	5	5	-	-	-	-	-	
44419	Other building material dealers	682	4 664	21 930	75	44	9	12	9	-	1	-	-	-	
444190	Other building material dealers	682	4 664	21 930	75	44	9	12	9	-	1	-	-	-	
4442	Lawn & garden equip & supplies stores	170	724	3 259	36	22	10	3	1	-	-	-	-	-	
44422	Nursery & garden centers	121	485	2 187	21	11	6	3	1	-	-	-	-	-	
444220	Nursery & garden centers	121	485	2 187	21	11	6	3	1	-	-	-	-	-	
445	Food & beverage stores	5 882	22 756	92 525	230	135	29	14	8	13	31	-	-	-	
4451	Grocery stores	5 515	21 355	86 452	153	91	4	8	6	13	31	-	-	-	
44511	Grocery (except convenience) stores	5 317	20 781	83 809	79	21	4	4	6	13	31	-	-	-	
445110	Grocery (except convenience) stores	5 317	20 781	83 809	79	21	4	4	6	13	31	-	-	-	
44512	Convenience stores	198	574	2 643	74	70	-	4	-	-	-	-	-	-	
445120	Convenience stores	198	574	2 643	74	70	-	4	-	-	-	-	-	-	
4452	Specialty food stores	191	745	3 191	44	30	10	2	2	-	-	-	-	-	
44529	Other specialty food stores	116	513	2 338	28	22	3	1	2	-	-	-	-	-	
4453	Beer, wine & liquor stores	176	656	2 882	33	14	15	4	-	-	-	-	-	-	
44531	Beer, wine & liquor stores	176	656	2 882	33	14	15	4	-	-	-	-	-	-	
445310	Beer, wine & liquor stores	176	656	2 882	33	14	15	4	-	-	-	-	-	-	
446	Health & personal care stores	1 724	9 331	39 775	142	60	23	30	27	2	-	-	-	-	
4461	Health & personal care stores	1 724	9 331	39 775	142	60	23	30	27	2	-	-	-	-	
44611	Pharmacies & drug stores	1 299	7 689	32 549	63	9	7	21	24	2	-	-	-	-	
446110	Pharmacies & drug stores	1 299	7 689	32 549	63	9	7	21	24	2	-	-	-	-	
44612	Cosmetics, beauty supplies & perfume stores	117	285	1 334	19	12	3	3	1	-	-	-	-	-	
446120	Cosmetics, beauty supplies & perfume stores	117	285	1 334	19	12	3	3	1	-	-	-	-	-	
44613	Optical goods stores	129	534	2 147	23	16	4	1	2	-	-	-	-	-	
446130	Optical goods stores	129	534	2 147	23	16	4	1	2	-	-	-	-	-	
44619	Other health & personal care stores	179	823	3 745	37	23	9	5	-	-	-	-	-	-	
446191	Food (health) supplement stores	114	375	1 564	24	15	6	3	-	-	-	-	-	-	
447	Gasoline stations	1 473	5 482	22 502	212	90	64	53	5	-	-	-	-	-	
4471	Gasoline stations	1 473	5 482	22 502	212	90	64	53	5	-	-	-	-	-	
44711	Gasoline stations with convenience stores	1 310	4 718	19 517	183	69	62	49	3	-	-	-	-	-	
447110	Gasoline stations with convenience stores	1 310	4 718	19 517	183	69	62	49	3	-	-	-	-	-	
44719	Other gasoline stations	163	764	2 985	29	21	2	4	2	-	-	-	-	-	
447190	Other gasoline stations	163	764	2 985	29	21	2	4	2	-	-	-	-	-	
448	Clothing & clothing accessories stores	1 748	5 463	22 371	217	99	76	24	14	4	-	-	-	-	
4481	Clothing stores	1 335	3 641	14 834	127	52	40	17	14	4	-	-	-	-	
44812	Women's clothing stores	209	553	2 239	37	17	14	6	-	-	-	-	-	-	
448120	Women's clothing stores	209	553	2 239	37	17	14	6	-	-	-	-	-	-	
44814	Family clothing stores	877	2 224	8 931	46	10	13	8	11	4	-	-	-	-	
448140	Family clothing stores	877	2 224	8 931	46	10	13	8	11	4	-	-	-	-	
44819	Other clothing stores	172	616	2 362	23	12	6	2	3	-	-	-	-	-	
448190	Other clothing stores	172	616	2 362	23	12	6	2	3	-	-	-	-	-	
4482	Shoe stores	167	520	2 346	37	19	15	3	-	-	-	-	-	-	
44821	Shoe stores	167	520	2 346	37	19	15	3	-	-	-	-	-	-	
448210	Shoe stores	167	520	2 346	37	19	15	3	-	-	-	-	-	-	
4483	Jewelry, luggage & leather goods stores	246	1 302	5 191	53	28	21	4	-	-	-	-	-	-	
44831	Jewelry stores (C)	(D)	(D)	(D)	51	26	21	4	-	-	-	-	-	-	

See footnotes at end of table.

**Table 6. Counties—Employees, Payroll, and Establishments by Industry: 2003—Con.**

[Excludes most government employees, railroad employees, and self-employed persons. Size class 1 to 4 includes establishments with payroll, but no employees, during mid-March pay period. (D) denotes figures withheld to avoid disclosing data for individual companies; the data are included in broader industry totals. Detailed industries with 100 or more employees are shown if industry was not a (D). For explanation of terms, abbreviations, and data reliability/comparability, see introductory text]

NAICS code	Industry	Number of employees for week including March 12	Payroll (\$1,000)		Total number of establishments	Number of establishments by employment-size class								
			First quarter	Annual		1 to 4	5 to 9	10 to 19	20 to 49	50 to 99	100 to 249	250 to 499	500 to 999	1,000 or more
<b>BREVARD—Con.</b>														
<b>44-45 Retail trade—Con.</b>														
451	Sporting goods, hobby, book & music stores .....	820	2 860	11 652	120	63	36	14	5	2	—	—	—	—
4511	Sporting goods, hobby, musical instrument stores .....	563	2 108	8 600	95	56	26	9	3	1	—	—	—	—
45111	Sporting goods stores .....	274	1 216	4 840	59	40	14	4	—	1	—	—	—	—
451110	Sporting goods stores .....	274	1 216	4 840	59	40	14	4	—	1	—	—	—	—
45112	Hobby, toy & game stores .....	178	495	2 173	14	4	5	2	3	—	—	—	—	—
451120	Hobby, toy & game stores .....	178	495	2 173	14	4	5	2	3	—	—	—	—	—
4512	Book, periodical & music stores .....	257	752	3 052	25	7	10	5	2	1	—	—	—	—
45121	Book stores & news dealers .....	223	636	2 571	18	5	5	5	2	1	—	—	—	—
451211	Book stores .....	223	636	2 571	18	5	5	5	2	1	—	—	—	—
452	General merchandise stores .....	5 484	23 884	92 642	64	3	25	6	5	8	12	2	3	—
4521	Department stores .....	2 090	9 435	34 869	19	1	—	—	1	6	11	—	—	—
45211	Department stores .....	2 090	9 435	34 869	19	1	—	—	1	6	11	—	—	—
452111	Department Stores (except Discount Department Stores) .....	1 227	5 834	20 417	11	—	—	—	1	3	7	—	—	—
452112	Discount Department Stores .....	863	3 601	14 452	8	1	—	—	—	3	4	—	—	—
4529	Other general merchandise stores .....	3 394	14 449	57 773	45	2	25	6	4	2	1	2	3	—
45291	Warehouse clubs & superstores .....	(H)	(D)	(D)	8	—	—	—	—	2	1	2	3	—
45299	All other general merchandise stores .....	(E)	(D)	(D)	37	2	25	6	4	—	—	—	—	—
453	Miscellaneous store retailers .....	1 327	4 496	18 862	238	150	53	18	17	—	—	—	—	—
4531	Florists .....	199	587	2 256	36	23	11	—	2	—	—	—	—	—
45311	Florists .....	199	587	2 256	36	23	11	—	2	—	—	—	—	—
453110	Florists .....	199	587	2 256	36	23	11	—	2	—	—	—	—	—
4532	Office supplies, stationery & gift stores .....	521	1 985	7 792	69	38	13	7	11	—	—	—	—	—
45321	Office supplies & stationery stores .....	225	1 373	5 224	13	2	2	2	7	—	—	—	—	—
453210	Office supplies & stationery stores .....	225	1 373	5 224	13	2	2	2	7	—	—	—	—	—
45322	Gift, novelty & souvenir stores .....	296	612	2 568	56	36	11	5	4	—	—	—	—	—
453220	Gift, novelty & souvenir stores .....	296	612	2 568	56	36	11	5	4	—	—	—	—	—
4533	Used merchandise stores .....	133	406	1 662	32	21	7	4	—	—	—	—	—	—
45331	Used merchandise stores .....	133	406	1 662	32	21	7	4	—	—	—	—	—	—
453310	Used merchandise stores .....	133	406	1 662	32	21	7	4	—	—	—	—	—	—
4539	Other miscellaneous store retailers .....	474	1 518	7 152	101	68	22	7	4	—	—	—	—	—
45391	Pet & pet supplies stores .....	150	463	2 085	21	10	8	1	2	—	—	—	—	—
453910	Pet & pet supplies stores .....	150	463	2 085	21	10	8	1	2	—	—	—	—	—
45399	All other miscellaneous store retailers .....	296	916	4 238	66	45	13	6	2	—	—	—	—	—
453998	All other misc store retailers (exc tobacco) .....	282	884	4 119	60	40	12	6	2	—	—	—	—	—
454	Nonstore retailers .....	449	3 112	11 768	81	54	19	5	1	2	—	—	—	—
4541	Electronic shopping & mail-order houses .....	175	1 030	3 295	28	19	7	—	1	1	—	—	—	—
45411	Electronic shopping & mail-order houses .....	175	1 030	3 295	28	19	7	—	1	1	—	—	—	—
4543	Direct selling establishments .....	199	1 764	7 222	37	24	10	2	—	1	—	—	—	—
45439	Other direct selling establishments .....	161	1 492	6 154	32	23	7	1	—	1	—	—	—	—
454390	Other direct selling establishments .....	161	1 492	6 154	32	23	7	1	—	1	—	—	—	—
<b>48-49</b>	<b>Transportation &amp; warehousing .....</b>	<b>8 920</b>	<b>106 654</b>	<b>430 849</b>	<b>266</b>	<b>181</b>	<b>33</b>	<b>16</b>	<b>19</b>	<b>10</b>	<b>5</b>	<b>1</b>	<b>—</b>	<b>1</b>
483	Water transportation .....	(C)	(D)	(D)	7	3	1	1	1	1	—	—	—	—
484	Truck transportation .....	628	3 910	17 023	119	88	13	7	9	2	—	—	—	—
4841	General freight trucking .....	313	1 956	8 868	63	50	4	3	4	2	—	—	—	—
48411	General freight trucking, local .....	111	469	2 659	21	15	3	1	1	1	—	—	—	—
484110	General freight trucking, local .....	111	469	2 659	21	15	3	1	1	1	—	—	—	—
48412	General freight trucking, long-distance .....	202	1 487	6 209	42	35	1	2	3	1	—	—	—	—
4842	Specialized freight trucking .....	315	1 954	8 155	56	38	9	4	5	—	—	—	—	—
48421	Used household & office goods moving .....	126	657	2 522	18	11	2	3	2	—	—	—	—	—
484210	Used household & office goods moving .....	126	657	2 522	18	11	2	3	2	—	—	—	—	—
48422	Specialized freight (exc used) trucking, local .....	108	618	2 920	23	16	5	1	1	—	—	—	—	—
484220	Specialized freight (exc used) trucking, local .....	108	618	2 920	23	16	5	1	1	—	—	—	—	—
485	Transit & ground passenger transportation .....	252	1 116	4 559	24	19	2	—	2	—	1	—	—	—
4859	Oth transit & ground passenger transportation .....	155	734	2 900	7	5	1	—	—	—	1	—	—	—
48599	Oth transit & ground passenger transportation .....	155	734	2 900	7	5	1	—	—	—	1	—	—	—
488	Transportation support activities .....	(I)	(D)	(D)	72	41	14	6	3	3	3	1	—	1
4881	Air transportation support activities .....	(I)	(D)	(D)	24	12	5	2	2	2	—	—	—	1
48819	Other air transportation support activities .....	(I)	(D)	(D)	18	11	2	—	2	2	—	—	—	1
4883	Water transportation support activities .....	122	858	5 091	12	6	2	2	1	1	—	—	—	—
4889	Other transportation support activities .....	(F)	(D)	(D)	10	3	2	1	—	—	3	1	—	—
48899	Other transportation support activities .....	(F)	(D)	(D)	10	3	2	1	—	—	3	1	—	—
492	Couriers & messengers .....	414	3 232	12 461	18	11	2	—	1	3	1	—	—	—
4921	Couriers .....	(E)	(D)	(D)	12	5	2	—	1	3	1	—	—	—
49211	Couriers .....	(E)	(D)	(D)	12	5	2	—	1	3	1	—	—	—
493	Warehousing & storage .....	(C)	(D)	(D)	11	7	—	2	1	1	—	—	—	—
4931	Warehousing & storage .....	(C)	(D)	(D)	11	7	—	2	1	1	—	—	—	—

See footnotes at end of table.

**Table 6. Counties—Employees, Payroll, and Establishments by Industry: 2003—Con.**

[Excludes most government employees, railroad employees, and self-employed persons. Size class 1 to 4 includes establishments with payroll, but no employees, during mid-March pay period. (D) denotes figures withheld to avoid disclosing data for individual companies; the data are included in broader industry totals. Detailed industries with 100 or more employees are shown if industry was not a (D). For explanation of terms, abbreviations, and data reliability/comparability, see introductory text]

NAICS code	Industry	Number of employees for week including March 12	Payroll (\$1,000)		Total number of establishments	Number of establishments by employment-size class								
			First quarter	Annual		1 to 4	5 to 9	10 to 19	20 to 49	50 to 99	100 to 249	250 to 499	500 to 999	1,000 or more
<b>BREVARD—Con.</b>														
<b>51</b>	<b>Information</b>	<b>2 812</b>	<b>34 423</b>	<b>127 930</b>	<b>174</b>	<b>97</b>	<b>29</b>	<b>21</b>	<b>18</b>	<b>4</b>	<b>3</b>	<b>1</b>	<b>1</b>	<b>—</b>
511	Publishing industries	1 017	13 223	48 394	39	22	9	2	2	3	—	—	1	—
5111	Newspaper, periodical, book, database publishers	756	6 759	25 586	23	14	4	2	1	1	—	—	1	—
51111	Newspaper publishers (F)	(D)	(D)	(D)	6	5	—	—	—	—	—	—	1	—
5112	Software publishers	261	6 464	22 808	16	8	5	—	1	2	—	—	—	—
51121	Software publishers	261	6 464	22 808	16	8	5	—	1	2	—	—	—	—
511210	Software publishers	261	6 464	22 808	16	8	5	—	1	2	—	—	—	—
512	Motion picture & sound recording industries	231	617	2 365	17	8	3	3	2	—	1	—	—	—
5121	Motion picture & video industries	231	617	2 365	17	8	3	3	2	—	1	—	—	—
51213	Motion picture & video exhibition	199	356	1 616	6	—	1	2	2	—	1	—	—	—
512131	Motion picture theaters (except drive-ins)	199	356	1 616	6	—	1	2	2	—	1	—	—	—
515	Broadcasting (except Internet)	182	760	3 190	11	4	3	3	—	—	1	—	—	—
5151	Radio and Television Broadcasting	(C)	(D)	(D)	10	3	3	3	—	—	1	—	—	—
51511	Radio Broadcasting	(C)	(D)	(D)	9	2	3	3	—	—	1	—	—	—
517	Telecommunications	662	8 386	28 243	62	29	10	12	10	1	—	—	—	—
5171	Wired Telecommunications Carriers	333	4 551	14 627	29	17	3	3	5	1	—	—	—	—
51711	Wired Telecommunications Carriers	333	4 551	14 627	29	17	3	3	5	1	—	—	—	—
517110	Wired Telecommunications Carriers	333	4 551	14 627	29	17	3	3	5	1	—	—	—	—
5172	Wireless Telecommunications Carriers (except Satellite)	162	1 757	6 884	19	5	6	7	1	—	—	—	—	—
51721	Wireless Telecommunications Carriers (except Satellite)	162	1 757	6 884	19	5	6	7	1	—	—	—	—	—
517212	Cellular and Other Wireless Telecommunications	157	1 712	6 754	16	2	6	7	1	—	—	—	—	—
5173	Telecommunications Resellers	101	1 273	3 477	7	3	—	1	3	—	—	—	—	—
51731	Telecommunications Resellers	101	1 273	3 477	7	3	—	1	3	—	—	—	—	—
517310	Telecommunications Resellers	101	1 273	3 477	7	3	—	1	3	—	—	—	—	—
518	Internet Service Providers, Web Search Portals, and Data Processing Serv	673	11 091	44 193	37	27	4	1	3	—	1	1	—	—
5182	Data Processing, Hosting, and Related Services	583	10 335	40 805	23	18	1	1	1	—	1	1	—	—
51821	Data Processing, Hosting, and Related Services	583	10 335	40 805	23	18	1	1	1	—	1	1	—	—
518210	Data Processing, Hosting, and Related Services	583	10 335	40 805	23	18	1	1	1	—	1	1	—	—
<b>52</b>	<b>Finance &amp; insurance</b>	<b>4 637</b>	<b>45 825</b>	<b>187 740</b>	<b>702</b>	<b>412</b>	<b>161</b>	<b>84</b>	<b>36</b>	<b>7</b>	<b>2</b>	<b>—</b>	<b>—</b>	<b>—</b>
522	Credit intermediation & related activities	2 684	23 374	95 785	309	126	95	60	24	3	1	—	—	—
5221	Depository credit intermediation	1 997	15 434	61 327	170	31	66	52	18	2	1	—	—	—
52211	Commercial banking	1 278	9 858	37 557	116	20	43	36	16	1	—	—	—	—
522110	Commercial banking	1 278	9 858	37 557	116	20	43	36	16	1	—	—	—	—
52212	Savings institutions	198	1 461	6 743	25	5	12	8	—	—	—	—	—	—
522120	Savings institutions	198	1 461	6 743	25	5	12	8	—	—	—	—	—	—
52213	Credit unions	521	4 115	17 027	29	6	11	8	2	1	1	—	—	—
522130	Credit unions	521	4 115	17 027	29	6	11	8	2	1	1	—	—	—
5222	Nondepository credit intermediation	431	5 929	26 191	94	63	22	5	4	—	—	—	—	—
52229	Other nondepository credit intermediation	420	5 832	25 782	88	58	21	5	4	—	—	—	—	—
522292	Real estate credit	278	4 813	21 541	44	24	12	4	4	—	—	—	—	—
5223	Activities related to credit intermediation	256	2 011	8 267	45	32	7	3	2	1	—	—	—	—
52231	Mortgage & nonmortgage brokers	181	1 663	6 934	26	16	6	2	1	1	—	—	—	—
522310	Mortgage & nonmortgage brokers	181	1 663	6 934	26	16	6	2	1	1	—	—	—	—
523	Security, commodity contracts & like activity	520	9 923	38 381	133	110	9	6	7	1	—	—	—	—
5231	Securities brokerage	425	8 599	32 754	88	68	8	5	6	1	—	—	—	—
52312	Securities brokerage	415	8 449	32 097	80	60	8	5	6	1	—	—	—	—
523120	Securities brokerage	415	8 449	32 097	80	60	8	5	6	1	—	—	—	—
524	Insurance carriers & related activities	1 403	12 300	52 597	256	174	56	18	4	3	1	—	—	—
5241	Insurance carriers	436	4 917	19 888	40	25	7	5	1	1	—	—	—	—
52411	Direct life, health, medical insurance carriers (C)	(D)	(D)	(D)	8	3	1	3	—	—	1	—	—	—
52412	Other direct insurance carriers	237	2 861	11 647	31	21	6	2	1	1	—	—	—	—
524126	Direct property & casualty insurance carriers	137	1 852	7 178	14	11	1	1	—	1	—	—	—	—
524127	Direct title insurance carriers	100	1 009	4 469	17	10	5	1	—	—	—	—	—	—
5242	Agencies & other insurance related activities	967	7 383	32 709	216	149	49	13	3	2	—	—	—	—
52421	Insurance agencies & brokerages	908	6 902	30 798	202	138	47	13	2	2	—	—	—	—
524210	Insurance agencies & brokerages	908	6 902	30 798	202	138	47	13	2	2	—	—	—	—
<b>53</b>	<b>Real estate &amp; rental &amp; leasing</b>	<b>2 768</b>	<b>14 488</b>	<b>64 838</b>	<b>645</b>	<b>471</b>	<b>101</b>	<b>53</b>	<b>18</b>	<b>1</b>	<b>1</b>	<b>—</b>	<b>—</b>	<b>—</b>
531	Real estate	1 903	10 277	47 473	523	421	64	23	13	1	1	—	—	—
5311	Lessors of real estate	764	3 639	14 874	166	127	23	9	6	—	1	—	—	—
53111	Lessors of residential buildings & dwellings	447	2 144	8 711	69	46	14	4	4	—	1	—	—	—
531110	Lessors of residential buildings & dwellings	447	2 144	8 711	69	46	14	4	4	—	1	—	—	—
53112	Lessors of nonres bldg (exc miniwarehouses)	146	706	2 780	34	26	3	4	1	—	—	—	—	—
531120	Lessors of nonres bldg (exc miniwarehouses)	146	706	2 780	34	26	3	4	1	—	—	—	—	—
53119	Lessors of other real estate property	112	579	2 413	34	28	4	1	1	—	—	—	—	—
531190	Lessors of other real estate property	112	579	2 413	34	28	4	1	1	—	—	—	—	—
5312	Offices of real estate agents & brokers	664	3 614	18 233	232	194	25	9	4	—	—	—	—	—
53121	Offices of real estate agents & brokers	664	3 614	18 233	232	194	25	9	4	—	—	—	—	—
531210	Offices of real estate agents & brokers	664	3 614	18 233	232	194	25	9	4	—	—	—	—	—
5313	Activities related to real estate	475	3 024	14 366	125	100	16	5	3	1	—	—	—	—
53131	Real estate property managers	375	2 204	10 598	67	48	10	5	3	1	—	—	—	—
531311	Residential property managers	271	1 357	6 350	46	32	7	5	1	1	—	—	—	—
531312	Nonresidential property managers	104	847	4 248	21	16	3	—	2	—	—	—	—	—

See footnotes at end of table.

**Table 6. Counties—Employees, Payroll, and Establishments by Industry: 2003—Con.**

[Excludes most government employees, railroad employees, and self-employed persons. Size class 1 to 4 includes establishments with payroll, but no employees, during mid-March pay period. (D) denotes figures withheld to avoid disclosing data for individual companies; the data are included in broader industry totals. Detailed industries with 100 or more employees are shown if industry was not a (D). For explanation of terms, abbreviations, and data reliability/comparability, see introductory text]

NAICS code	Industry	Number of employees for week including March 12	Payroll (\$1,000)		Total number of establishments	Number of establishments by employment-size class								
			First quarter	Annual		1 to 4	5 to 9	10 to 19	20 to 49	50 to 99	100 to 249	250 to 499	500 to 999	1,000 or more
<b>BREVARD—Con.</b>														
<b>53</b>	<b>Real estate &amp; rental &amp; leasing—Con.</b>													
532	Rental & leasing services .....	852	4 089	16 852	118	48	35	30	5	—	—	—	—	—
5321	Automotive equipment rental & leasing .....	142	695	2 724	25	14	6	4	1	—	—	—	—	—
5322	Consumer goods rental .....	498	1 733	7 112	65	22	21	20	2	—	—	—	—	—
53223	Video tape & disc rental .....	348	784	3 134	39	9	12	17	1	—	—	—	—	—
532230	Video tape & disc rental .....	348	784	3 134	39	9	12	17	1	—	—	—	—	—
5324	Commercial, industrial equip rental & leasing ...	181	1 504	6 188	22	9	5	6	2	—	—	—	—	—
53241	Const, trans, mining equip rental & leasing ...	(C)	(D)	(D)	9	3	—	4	2	—	—	—	—	—
<b>54</b>	<b>Professional, scientific &amp; technical services.....</b>	<b>19 674</b>	<b>262 019</b>	<b>965 727</b>	<b>1 459</b>	<b>1 015</b>	<b>204</b>	<b>131</b>	<b>71</b>	<b>20</b>	<b>8</b>	<b>5</b>	<b>2</b>	<b>3</b>
541	Professional, scientific & technical services .....	19 674	262 019	965 727	1 459	1 015	204	131	71	20	8	5	2	3
5411	Legal services .....	1 159	11 625	57 392	303	232	43	24	4	—	—	—	—	—
54111	Offices of lawyers .....	1 054	10 906	53 253	277	213	40	20	4	—	—	—	—	—
541110	Offices of lawyers .....	1 054	10 906	53 253	277	213	40	20	4	—	—	—	—	—
54119	Other legal services .....	105	719	4 139	26	19	3	4	—	—	—	—	—	—
5412	Accounting, tax prep, bookkeep, payroll services .....	1 406	6 809	26 977	205	136	30	23	13	1	2	—	—	—
54121	Accounting, tax prep, bookkeep, payroll services .....	1 406	6 809	26 977	205	136	30	23	13	1	2	—	—	—
541211	Offices of certified public accountants .....	386	2 777	12 892	93	69	13	7	4	—	—	—	—	—
541219	Other accounting services .....	382	1 830	7 076	63	50	7	1	3	1	1	—	—	—
5413	Architectural, engineering & related services ...	8 428	149 519	491 688	249	155	38	29	19	3	1	2	—	2
54131	Architectural services .....	281	2 225	9 458	29	19	4	4	—	2	—	—	—	—
541310	Architectural services .....	281	2 225	9 458	29	19	4	4	—	2	—	—	—	—
54133	Engineering services .....	7 534	141 998	458 880	154	95	23	15	16	1	1	1	1	2
541330	Engineering services .....	7 534	141 998	458 880	154	95	23	15	16	1	1	1	1	2
54137	Surveying, mapping (exc geophysical) services .....	193	980	4 882	28	15	5	7	1	—	—	—	—	—
541370	Surveying, mapping (exc geophysical) services .....	193	980	4 882	28	15	5	7	1	—	—	—	—	—
54138	Testing laboratories .....	316	3 418	14 458	9	2	3	3	—	—	—	1	—	—
541380	Testing laboratories .....	316	3 418	14 458	9	2	3	3	—	—	—	1	—	—
5414	Specialized design services .....	167	1 040	4 711	53	41	7	5	—	—	—	—	—	—
5415	Computer systems design & related services ...	4 495	63 668	260 865	219	148	24	16	19	7	1	2	1	1
54151	Computer systems design & related services ...	4 495	63 668	260 865	219	148	24	16	19	7	1	2	1	1
541511	Custom computer programming services ...	2 995	42 713	174 647	94	58	13	7	13	—	—	1	1	1
541512	Computer systems design services .....	1 352	19 290	78 702	85	58	8	6	4	7	1	1	—	—
5416	Management, sci & tech consulting services ....	1 404	6 653	29 023	226	192	20	7	4	1	1	—	1	—
54161	Management consulting services .....	1 249	5 539	23 849	178	154	14	4	3	1	1	—	1	—
541611	Admin & gen management consulting services .....	222	2 070	9 511	87	75	9	2	—	1	—	—	—	—
541613	Marketing consulting services .....	892	2 197	8 040	46	40	3	—	1	—	1	—	1	—
5417	Scientific R&D services .....	1 245	16 474	69 169	42	15	10	3	4	7	3	—	—	—
54171	R&D in physical, engineering & life sciences ...	1 218	15 872	67 968	37	12	9	2	4	7	3	—	—	—
541710	R&D in physical, engineering & life sciences .....	1 218	15 872	67 968	37	12	9	2	4	7	3	—	—	—
5418	Advertising & related services .....	173	1 140	4 925	43	30	9	2	2	—	—	—	—	—
5419	Oth professional, scientific, technical services ..	1 197	5 091	20 977	119	66	23	22	6	1	—	1	—	—
54191	Marketing research & public opinion polling ...	(E)	(D)	(D)	7	4	—	1	—	1	—	1	—	—
54192	Photographic services .....	145	1 228	4 974	27	19	3	4	1	—	—	—	—	—
54194	Veterinary services .....	492	2 708	12 309	54	14	19	17	4	—	—	—	—	—
541940	Veterinary services .....	492	2 708	12 309	54	14	19	17	4	—	—	—	—	—
<b>55</b>	<b>Management of companies &amp; enterprises .</b>	<b>3 432</b>	<b>39 802</b>	<b>174 858</b>	<b>46</b>	<b>20</b>	<b>6</b>	<b>6</b>	<b>6</b>	<b>2</b>	<b>2</b>	<b>1</b>	<b>3</b>	<b>—</b>
551	Management of companies & enterprises .....	3 432	39 802	174 858	46	20	6	6	6	2	2	1	3	—
5511	Management of companies & enterprises .....	3 432	39 802	174 858	46	20	6	6	6	2	2	1	3	—
55111	Management of companies & enterprises .....	3 432	39 802	174 858	46	20	6	6	6	2	2	1	3	—
551114	Corp, subsidiary & regional managing offices .....	3 408	39 170	172 322	38	14	5	5	6	2	2	1	3	—
<b>56</b>	<b>Admin, support, waste mgt, remediation services.....</b>	<b>15 982</b>	<b>110 183</b>	<b>418 992</b>	<b>718</b>	<b>476</b>	<b>88</b>	<b>55</b>	<b>41</b>	<b>27</b>	<b>22</b>	<b>7</b>	<b>—</b>	<b>2</b>
561	Administrative & support services .....	15 517	106 261	402 904	693	465	82	51	39	26	21	7	—	2
5611	Office administrative services .....	220	1 789	9 717	30	22	2	4	1	1	—	—	—	—
56111	Office administrative services .....	220	1 789	9 717	30	22	2	4	1	1	—	—	—	—
561110	Office administrative services .....	220	1 789	9 717	30	22	2	4	1	1	—	—	—	—
5612	Facilities support services .....	2 866	42 937	153 748	22	8	1	—	4	4	3	1	—	1
56121	Facilities support services .....	2 866	42 937	153 748	22	8	1	—	4	4	3	1	—	1
561210	Facilities support services .....	2 866	42 937	153 748	22	8	1	—	4	4	3	1	—	1
5613	Employment services .....	6 327	32 356	122 198	45	14	3	4	5	7	8	3	—	1
56131	Employment placement agencies .....	(E)	(D)	(D)	7	6	—	—	—	—	—	—	—	—
56132	Temporary help services .....	(H)	(D)	(D)	33	7	2	3	5	7	7	2	—	—
56133	Employee leasing services .....	(H)	(D)	(D)	5	1	1	1	—	—	1	—	—	1
5614	Business support services .....	2 152	9 175	32 640	66	40	8	4	5	1	5	3	—	—
56141	Document preparation services .....	123	584	2 314	12	11	—	—	—	—	1	—	—	—
561410	Document preparation services .....	123	584	2 314	12	11	—	—	—	—	1	—	—	—
56142	Telephone call centers .....	1 876	7 727	26 511	18	4	—	3	3	1	4	3	—	—
561421	Telephone answering services .....	357	1 268	3 845	7	2	—	1	1	—	1	—	—	—
561422	Telemarketing bureaus .....	1 519	6 459	22 666	11	2	—	2	2	—	4	2	—	—
5615	Travel arrangement & reservation services ....	286	1 253	5 106	46	31	9	4	1	1	—	—	—	—
56151	Travel agencies .....	249	1 020	4 214	38	25	8	3	1	1	—	—	—	—
561510	Travel agencies .....	249	1 020	4 214	38	25	8	3	1	1	—	—	—	—

See footnotes at end of table.





**Table 6. Counties—Employees, Payroll, and Establishments by Industry: 2003—Con.**

[Excludes most government employees, railroad employees, and self-employed persons. Size class 1 to 4 includes establishments with payroll, but no employees, during mid-March pay period. (D) denotes figures withheld to avoid disclosing data for individual companies; the data are included in broader industry totals. Detailed industries with 100 or more employees are shown if industry was not a (D). For explanation of terms, abbreviations, and data reliability/comparability, see introductory text]

NAICS code	Industry	Number of employees for week including March 12	Payroll (\$1,000)		Total number of establishments	Number of establishments by employment-size class																		
			First quarter	Annual		1 to 4	5 to 9	10 to 19	20 to 49	50 to 99	100 to 249	250 to 499	500 to 999	1,000 or more										
<b>BREVARD—Con.</b>																								
<b>62</b>	<b>Health care and social assistance—Con.</b>																							
	Nursing & residential care facilities—Con.																							
6233	Community care facilities for the elderly . . . . .	954	4 203	16 399	26	5	5	1	8	4	3	—	—	—	—	—	—	—	—	—				
62331	Community care facilities for the elderly . . . . .	954	4 203	16 399	26	5	5	1	8	4	3	—	—	—	—	—	—	—	—	—				
623311	Continuing care retirement communities . . . . .	483	2 382	9 845	7	—	—	—	—	3	2	—	—	—	—	—	—	—	—	—				
623312	Homes for the elderly . . . . .	471	1 821	6 554	19	5	3	1	8	1	1	—	—	—	—	—	—	—	—	—				
624	Social assistance . . . . .	(H)	(D)	(D)	226	89	46	54	19	10	6	1	1	—	—	—	—	—	—	—				
6241	Individual & family services . . . . .	2 007	8 849	44 235	70	39	8	11	3	5	2	1	1	—	—	—	—	—	—	—				
62411	Child & youth services . . . . .	181	895	3 838	4	3	—	—	—	—	1	—	—	—	—	—	—	—	—	—				
624110	Child & youth services . . . . .	181	895	3 838	4	3	—	—	—	—	1	—	—	—	—	—	—	—	—	—				
62412	Services for elderly & disabled persons . . . . .	743	2 926	18 694	28	15	1	5	2	3	1	1	—	—	—	—	—	—	—	—				
624120	Services for elderly & disabled persons . . . . .	743	2 926	18 694	28	15	1	5	2	3	1	1	—	—	—	—	—	—	—	—				
62419	Other individual & family services . . . . .	1 083	5 028	21 703	38	21	7	6	1	2	—	—	—	—	—	—	—	—	—	—				
624190	Other individual & family services . . . . .	1 083	5 028	21 703	38	21	7	6	1	2	—	—	—	—	—	—	—	—	—	—				
6242	Community, emergency & other relief services . . . . .	(E)	(D)	(D)	14	5	2	5	—	2	—	—	—	—	—	—	—	—	—	—				
62422	Community housing services . . . . .	238	1 597	6 157	9	2	2	3	—	2	—	—	—	—	—	—	—	—	—	—				
624221	Temporary shelters . . . . .	114	679	2 803	4	—	1	2	—	1	—	—	—	—	—	—	—	—	—	—				
624229	Other community housing services . . . . .	124	918	3 354	5	2	1	1	—	1	—	—	—	—	—	—	—	—	—	—				
6243	Vocational rehabilitation services . . . . .	798	3 136	13 894	14	4	—	2	2	2	4	—	—	—	—	—	—	—	—	—				
62431	Vocational rehabilitation services . . . . .	798	3 136	13 894	14	4	—	2	2	2	4	—	—	—	—	—	—	—	—	—				
624310	Vocational rehabilitation services . . . . .	798	3 136	13 894	14	4	—	2	2	2	4	—	—	—	—	—	—	—	—	—				
6244	Child day care services . . . . .	1 272	3 821	16 117	128	41	36	36	14	1	—	—	—	—	—	—	—	—	—	—				
62441	Child day care services . . . . .	1 272	3 821	16 117	128	41	36	36	14	1	—	—	—	—	—	—	—	—	—	—				
624410	Child day care services . . . . .	1 272	3 821	16 117	128	41	36	36	14	1	—	—	—	—	—	—	—	—	—	—				
<b>71</b>	<b>Arts, entertainment &amp; recreation . . . . .</b>	<b>2 743</b>	<b>11 244</b>	<b>47 053</b>	<b>174</b>	<b>103</b>	<b>29</b>	<b>15</b>	<b>19</b>	<b>3</b>	<b>2</b>	<b>3</b>	—	—	—	—	—	—	—	—				
711	Performing arts, spectator sports & related industries . . . . .	(E)	(D)	(D)	50	41	6	1	1	—	1	—	—	—	—	—	—	—	—	—				
7112	Spectator sports . . . . .	127	426	1 454	8	7	—	—	—	—	1	—	—	—	—	—	—	—	—	—				
71121	Spectator sports . . . . .	127	426	1 454	8	7	—	—	—	—	1	—	—	—	—	—	—	—	—	—				
712	Museums, historical sites & like institutions . . . . .	(E)	(D)	(D)	6	3	1	1	—	—	—	1	—	—	—	—	—	—	—	—				
7121	Museums, historical sites & like institutions . . . . .	(E)	(D)	(D)	6	3	1	1	—	—	—	1	—	—	—	—	—	—	—	—				
71211	Museums . . . . .	(E)	(D)	(D)	6	3	1	1	—	—	—	1	—	—	—	—	—	—	—	—				
713	Amusement, gambling & recreation industries . . . . .	2 074	8 110	34 913	118	59	22	13	18	3	1	2	—	—	—	—	—	—	—	—				
7132	Gambling industries . . . . .	(F)	(D)	(D)	3	1	—	—	—	—	—	2	—	—	—	—	—	—	—	—				
71321	Casinos (except hotel casinos) . . . . .	(F)	(D)	(D)	3	1	—	—	—	—	—	2	—	—	—	—	—	—	—	—				
7139	Other amusement & recreation industries . . . . .	1 271	4 266	18 814	109	54	21	13	17	3	1	—	—	—	—	—	—	—	—	—				
71391	Golf courses & country clubs . . . . .	330	1 209	5 587	9	1	1	2	2	2	1	—	—	—	—	—	—	—	—	—				
713910	Golf courses & country clubs . . . . .	330	1 209	5 587	9	1	1	2	2	2	1	—	—	—	—	—	—	—	—	—				
71393	Marinas . . . . .	218	1 031	4 670	24	17	3	1	2	1	—	—	—	—	—	—	—	—	—	—				
713930	Marinas . . . . .	218	1 031	4 670	24	17	3	1	2	1	—	—	—	—	—	—	—	—	—	—				
71394	Fitness & recreational sports centers . . . . .	483	1 232	5 375	51	25	13	4	9	—	—	—	—	—	—	—	—	—	—	—				
713940	Fitness & recreational sports centers . . . . .	483	1 232	5 375	51	25	13	4	9	—	—	—	—	—	—	—	—	—	—	—				
71395	Bowling centers . . . . .	113	382	1 585	5	—	—	2	3	—	—	—	—	—	—	—	—	—	—	—				
713950	Bowling centers . . . . .	113	382	1 585	5	—	—	2	3	—	—	—	—	—	—	—	—	—	—	—				
71399	All other amusement & recreation industries . . . . .	127	412	1 597	20	11	4	4	1	—	—	—	—	—	—	—	—	—	—	—				
713990	All other amusement & recreation industries . . . . .	127	412	1 597	20	11	4	4	1	—	—	—	—	—	—	—	—	—	—	—				
<b>72</b>	<b>Accommodation &amp; food services . . . . .</b>	<b>16 339</b>	<b>44 232</b>	<b>182 008</b>	<b>875</b>	<b>299</b>	<b>150</b>	<b>171</b>	<b>180</b>	<b>51</b>	<b>23</b>	—	<b>1</b>	—	—	—	—	—	—	—				
721	Accommodation . . . . .	2 187	7 955	31 973	78	24	9	17	13	9	6	—	—	—	—	—	—	—	—	—				
7211	Traveler accommodation . . . . .	(G)	(D)	(D)	73	22	7	16	13	9	6	—	—	—	—	—	—	—	—	—				
72111	Hotels (exc casino hotels) & motels . . . . .	2 122	7 741	31 186	70	21	6	16	12	9	6	—	—	—	—	—	—	—	—	—				
721110	Hotels (exc casino hotels) & motels . . . . .	2 122	7 741	31 186	70	21	6	16	12	9	6	—	—	—	—	—	—	—	—	—				
722	Food services & drinking places . . . . .	14 152	36 277	150 035	797	275	141	154	167	42	17	—	<b>1</b>	—	—	—	—	—	—	—				
7221	Full-service restaurants . . . . .	7 186	19 596	80 072	354	119	69	62	62	29	13	—	—	—	—	—	—	—	—	—				
72211	Full-service restaurants . . . . .	7 186	19 596	80 072	354	119	69	62	62	29	13	—	—	—	—	—	—	—	—	—				
722110	Full-service restaurants . . . . .	7 186	19 596	80 072	354	119	69	62	62	29	13	—	—	—	—	—	—	—	—	—				
7222	Limited-service eating places . . . . .	6 146	14 053	58 009	339	106	44	75	99	10	4	—	<b>1</b>	—	—	—	—	—	—	—				
72221	Limited-service eating places . . . . .	6 146	14 053	58 009	339	106	44	75	99	10	4	—	<b>1</b>	—	—	—	—	—	—	—				
722211	Limited-service restaurants . . . . .	5 439	12 291	50 855	284	88	27	64	94	6	4	—	<b>1</b>	—	—	—	—	—	—	—				
722212	Cafeterias . . . . .	351	969	3 961	15	2	5	2	3	3	—	—	—	—	—	—	—	—	—	—				
722213	Snack & nonalcoholic beverage bars . . . . .	356	793	3 193	40	16	12	9	2	1	—	—	—	—	—	—	—	—	—	—				
7223	Special food services . . . . .	283	1 104	4 640	21	3	7	7	3	1	—	—	—	—	—	—	—	—	—	—				
72231	Food service contractors . . . . .	(E)	(D)	(D)	19	3	6	6	3	1	—	—	—	—	—	—	—	—	—	—				
7224	Drinking places (alcoholic beverages) . . . . .	537	1 524	7 314	83	47	21	10	3	2	—	—	—	—	—	—	—	—	—	—				
72241	Drinking places (alcoholic beverages) . . . . .	537	1 524	7 314	83	47	21	10	3	2	—	—	—	—	—	—	—	—	—	—				
722410	Drinking places (alcoholic beverages) . . . . .	537	1 524	7 314	83	47	21	10	3	2	—	—	—	—	—	—	—	—	—	—				
<b>81</b>	<b>Other services (except public administration) . . . . .</b>	<b>7 695</b>	<b>32 423</b>	<b>134 674</b>	<b>1 280</b>	<b>834</b>	<b>240</b>	<b>136</b>	<b>53</b>	<b>15</b>	<b>2</b>	—	—	—	—	—	—	—	—	—				
811	Repair & maintenance . . . . .	2 076	11 866	50 475	428	305																		

**Table 6. Counties—Employees, Payroll, and Establishments by Industry: 2003—Con.**

[Excludes most government employees, railroad employees, and self-employed persons. Size class 1 to 4 includes establishments with payroll, but no employees, during mid-March pay period. (D) denotes figures withheld to avoid disclosing data for individual companies; the data are included in broader industry totals. Detailed industries with 100 or more employees are shown if industry was not a (D). For explanation of terms, abbreviations, and data reliability/comparability, see introductory text]

NAICS code	Industry	Number of employees for week including March 12	Payroll (\$1,000)		Total number of establishments	Number of establishments by employment-size class									
			First quarter	Annual		1 to 4	5 to 9	10 to 19	20 to 49	50 to 99	100 to 249	250 to 499	500 to 999	1,000 or more	
<b>BREVARD—Con.</b>															
<b>81</b>	<b>Other services (except public administration)—Con.</b>														
811	Repair & maintenance—Con.														
8113	Commercial equipment (exc auto & elec)														
81131	R&M	190	1 302	6 072	41	31	5	3	2	—	—	—	—	—	
811310	Commercial equipment (exc auto & elec)														
	R&M	190	1 302	6 072	41	31	5	3	2	—	—	—	—	—	
8114	Personal & household goods R&M	200	1 427	4 945	62	50	6	5	1	—	—	—	—	—	
81149	Other personal & household goods R&M	102	552	2 311	36	31	2	3	—	—	—	—	—	—	
811490	Other personal & household goods														
	R&M	102	552	2 311	36	31	2	3	—	—	—	—	—	—	
812	Personal & laundry services	1 932	7 225	29 280	357	229	74	37	14	3	—	—	—	—	
8121	Personal care services	988	3 611	14 610	210	128	54	24	4	—	—	—	—	—	
81211	Hair, nail & skin care services	915	3 328	13 492	186	112	48	22	4	—	—	—	—	—	
812112	Beauty salons	880	3 201	12 991	174	102	47	21	4	—	—	—	—	—	
8122	Death care services	208	955	3 595	20	6	5	7	2	—	—	—	—	—	
81221	Funeral homes	(C)	(D)	(D)	16	6	5	5	—	—	—	—	—	—	
8123	Drycleaning & laundry services	510	1 950	8 085	56	37	7	2	7	3	—	—	—	—	
81232	Drycleaning & laundry services (exc coin-op)	292	1 020	4 189	31	20	3	—	7	1	—	—	—	—	
812320	Drycleaning & laundry services (exc coin-op)	292	1 020	4 189	31	20	3	—	7	1	—	—	—	—	
81233	Linen & uniform supply	149	782	3 224	3	—	—	1	—	2	—	—	—	—	
8129	Other personal services	226	709	2 990	71	58	8	4	1	—	—	—	—	—	
813	Religious, grantmaking, civic, prof & like organizations	3 687	13 332	54 919	495	300	97	62	23	12	1	—	—	—	
8131	Religious organizations	2 446	8 521	34 760	261	136	59	41	15	9	1	—	—	—	
81311	Religious organizations	2 446	8 521	34 760	261	136	59	41	15	9	1	—	—	—	
813110	Religious organizations	2 446	8 521	34 760	261	136	59	41	15	9	1	—	—	—	
8134	Civic & social organizations	221	595	2 381	50	32	14	3	1	—	—	—	—	—	
81341	Civic & social organizations	221	595	2 381	50	32	14	3	1	—	—	—	—	—	
813410	Civic & social organizations	221	595	2 381	50	32	14	3	1	—	—	—	—	—	
8139	Business, labor, political, like organizations	841	3 263	13 573	159	118	19	14	5	3	—	—	—	—	
81393	Labor unions & similar labor organizations	179	385	1 596	22	9	4	6	3	—	—	—	—	—	
813930	Labor unions & similar labor organizations	179	385	1 596	22	9	4	6	3	—	—	—	—	—	
81399	Oth similar organizations (exc business, prof, labor, pol)	576	2 303	9 661	112	91	10	6	2	3	—	—	—	—	
813990	Oth similar organizations (exc business, prof, labor, pol)	576	2 303	9 661	112	91	10	6	2	3	—	—	—	—	
<b>99</b>	<b>Unclassified establishments</b>	<b>61</b>	<b>241</b>	<b>1 192</b>	<b>31</b>	<b>26</b>	<b>4</b>	<b>1</b>	<b>—</b>	<b>—</b>	<b>—</b>	<b>—</b>	<b>—</b>	<b>—</b>	
<b>BROWARD</b>															
	<b>Total</b>	<b>630 059</b>	<b>4 959 313</b>	<b>20 813 680</b>	<b>53 870</b>	<b>34 684</b>	<b>8 215</b>	<b>5 209</b>	<b>3 507</b>	<b>1 240</b>	<b>763</b>	<b>174</b>	<b>53</b>	<b>25</b>	
<b>11</b>	<b>Forestry, fishing, hunting, and agriculture support</b>	<b>173</b>	<b>838</b>	<b>3 418</b>	<b>64</b>	<b>53</b>	<b>6</b>	<b>5</b>	<b>—</b>	<b>—</b>	<b>—</b>	<b>—</b>	<b>—</b>	<b>—</b>	
115	Agriculture & forestry support activities	(C)	(D)	(D)	53	43	5	5	—	—	—	—	—	—	
1152	Animal production support activities	110	494	1 919	42	36	3	3	—	—	—	—	—	—	
11521	Animal production support activities	110	494	1 919	42	36	3	3	—	—	—	—	—	—	
115210	Animal production support activities	110	494	1 919	42	36	3	3	—	—	—	—	—	—	
<b>21</b>	<b>Mining</b>	<b>70</b>	<b>647</b>	<b>4 053</b>	<b>10</b>	<b>8</b>	<b>1</b>	<b>—</b>	<b>—</b>	<b>1</b>	<b>—</b>	<b>—</b>	<b>—</b>	<b>—</b>	
<b>22</b>	<b>Utilities</b>	<b>929</b>	<b>15 369</b>	<b>54 130</b>	<b>31</b>	<b>17</b>	<b>8</b>	<b>1</b>	<b>3</b>	<b>1</b>	<b>—</b>	<b>—</b>	<b>1</b>	<b>—</b>	
221	Utilities	929	15 369	54 130	31	17	8	1	3	1	—	—	1	—	
2211	Elec pwr generation, transmsn & distribution	(F)	(D)	(D)	6	2	—	—	2	1	—	—	1	—	
22111	Electric power generation	(C)	(D)	(D)	4	1	—	—	2	1	—	—	—	—	
22112	Electric pwr transmsn, control & distribution	(F)	(D)	(D)	2	1	—	—	—	—	—	—	1	—	
<b>23</b>	<b>Construction</b>	<b>43 158</b>	<b>361 038</b>	<b>1 587 778</b>	<b>4 360</b>	<b>2 957</b>	<b>556</b>	<b>392</b>	<b>289</b>	<b>108</b>	<b>42</b>	<b>13</b>	<b>2</b>	<b>1</b>	
236	Construction of Buildings	9 195	101 554	450 100	1 008	722	120	78	62	13	7	5	1	—	
2361	Residential Building Construction	5 168	55 810	246 529	734	578	73	40	28	10	2	2	1	—	
23611	Residential Building Construction	5 168	55 810	246 529	734	578	73	40	28	10	2	2	1	—	
236115	New Single-Family Housing Construction (except Operative Builders)	2 562	23 505	90 561	395	313	39	27	12	2	—	1	1	—	
236116	New Multifamily Housing Construction (except Operative Builders)	744	9 286	39 401	38	18	5	4	6	4	1	—	—	—	
236117	New Housing Operative Builders	1 228	18 184	95 749	44	24	7	1	6	4	1	1	—	—	
236118	Residential Remodelers	634	4 835	20 818	257	223	22	8	4	—	—	—	—	—	
2362	Nonresidential Building Construction	4 027	45 744	203 571	274	144	47	38	34	3	5	3	—	—	
23622	Commercial and Institutional Building Construction	3 970	45 075	201 071	268	143	45	36	33	3	5	3	—	—	
236220	Commercial and Institutional Building Construction	3 970	45 075	201 071	268	143	45	36	33	3	5	3	—	—	
237	Heavy and Civil Engineering Construction	3 798	35 211	152 509	247	138	31	29	31	8	10	—	—	—	
2371	Utility System Construction	1 444	12 321	52 784	93	41	13	14	19	4	2	—	—	—	
23711	Water and Sewer Line and Related Structures Construction	800	6 257	28 029	59	27	8	12	10	1	1	—	—	—	
237110	Water and Sewer Line and Related Structures Construction	800	6 257	28 029	59	27	8	12	10	1	1	—	—	—	
23713	Power and Communication Line and Related Structures Construction	616	5 919	23 889	30	12	4	2	8	3	1	—	—	—	
237130	Power and Communication Line and Related Structures Construction	616	5 919	23 889	30	12	4	2	8	3	1	—	—	—	

See footnotes at end of table.

**Table 6. Counties—Employees, Payroll, and Establishments by Industry: 2003—Con.**

[Excludes most government employees, railroad employees, and self-employed persons. Size class 1 to 4 includes establishments with payroll, but no employees, during mid-March pay period. (D) denotes figures withheld to avoid disclosing data for individual companies; the data are included in broader industry totals. Detailed industries with 100 or more employees are shown if industry was not a (D). For explanation of terms, abbreviations, and data reliability/comparability, see introductory text]

NAICS code	Industry	Number of employees for week including March 12	Payroll (\$1,000)		Total number of establishments	Number of establishments by employment-size class											
			First quarter	Annual		1 to 4	5 to 9	10 to 19	20 to 49	50 to 99	100 to 249	250 to 499	500 to 999	1,000 or more			
<b>23</b>	<b>BROWARD—Con.</b>																
	<b>Construction—Con.</b>																
237	Heavy and Civil Engineering Construction—Con.																
2372	Land Subdivision .....	288	2 882	14 170	67	52	7	6	2	—	—	—	—	—	—	—	—
23721	Land Subdivision .....	288	2 882	14 170	67	52	7	6	2	—	—	—	—	—	—	—	—
237210	Land Subdivision .....	288	2 882	14 170	67	52	7	6	2	—	—	—	—	—	—	—	—
2373	Highway, Street, and Bridge Construction .....	1 241	11 415	49 611	39	20	3	4	4	2	6	—	—	—	—	—	—
23731	Highway, Street, and Bridge Construction .....	1 241	11 415	49 611	39	20	3	4	4	2	6	—	—	—	—	—	—
237310	Highway, Street, and Bridge Construction .....	1 241	11 415	49 611	39	20	3	4	4	2	6	—	—	—	—	—	—
2379	Other Heavy and Civil Engineering Construction .....	825	8 593	35 944	48	25	8	5	6	2	2	—	—	—	—	—	—
23799	Other Heavy and Civil Engineering Construction .....	825	8 593	35 944	48	25	8	5	6	2	2	—	—	—	—	—	—
237990	Other Heavy and Civil Engineering Construction .....	825	8 593	35 944	48	25	8	5	6	2	2	—	—	—	—	—	—
238	Specialty Trade Contractors .....	30 165	224 273	985 169	3 105	2 097	405	285	196	87	25	8	1	1	—	—	—
2381	Foundation, Structure, and Building Exterior Contractors .....	7 244	54 387	250 482	557	357	69	59	40	21	7	3	1	—	—	—	—
23811	Poured Concrete Foundation and Structure Contractors .....	1 304	9 456	41 248	114	67	14	15	13	3	2	—	—	—	—	—	—
238110	Poured Concrete Foundation and Structure Contractors .....	1 304	9 456	41 248	114	67	14	15	13	3	2	—	—	—	—	—	—
23812	Structural Steel and Precast Concrete Contractors .....	705	4 839	25 299	23	9	3	2	2	6	1	—	—	—	—	—	—
238120	Structural Steel and Precast Concrete Contractors .....	705	4 839	25 299	23	9	3	2	2	6	1	—	—	—	—	—	—
23813	Framing Contractors .....	1 189	9 953	47 604	66	51	5	5	4	—	—	—	1	—	—	—	—
238130	Framing Contractors .....	1 189	9 953	47 604	66	51	5	5	4	—	—	—	1	—	—	—	—
23814	Masonry Contractors .....	1 371	9 399	46 258	96	70	9	5	5	3	2	2	—	—	—	—	—
238140	Masonry Contractors .....	1 371	9 399	46 258	96	70	9	5	5	3	2	2	—	—	—	—	—
23815	Glass and Glazing Contractors .....	470	3 314	13 988	55	34	9	6	3	3	—	—	—	—	—	—	—
238150	Glass and Glazing Contractors .....	470	3 314	13 988	55	34	9	6	3	3	—	—	—	—	—	—	—
23816	Roofing Contractors .....	1 921	15 966	68 718	138	79	21	19	10	6	2	1	—	—	—	—	—
238160	Roofing Contractors .....	1 921	15 966	68 718	138	79	21	19	10	6	2	1	—	—	—	—	—
23817	Siding Contractors .....	141	764	4 097	24	16	1	5	2	—	—	—	—	—	—	—	—
238170	Siding Contractors .....	141	764	4 097	24	16	1	5	2	—	—	—	—	—	—	—	—
23819	Other Foundation, Structure, and Building Exterior Contractors .....	143	696	3 270	41	31	7	2	1	—	—	—	—	—	—	—	—
238190	Other Foundation, Structure, and Building Exterior Contractors .....	143	696	3 270	41	31	7	2	1	—	—	—	—	—	—	—	—
2382	Building Equipment Contractors .....	13 053	107 047	448 040	1 090	630	171	134	97	41	12	5	—	—	—	—	—
23821	Electrical Contractors .....	5 600	41 240	181 527	490	287	75	66	41	14	4	3	—	—	—	—	—
238210	Electrical Contractors .....	5 600	41 240	181 527	490	287	75	66	41	14	4	3	—	—	—	—	—
23822	Plumbing, Heating, and Air-Conditioning Contractors .....	6 214	54 118	221 469	557	323	89	66	50	23	5	1	—	—	—	—	—
238220	Plumbing, Heating, and Air-Conditioning Contractors .....	6 214	54 118	221 469	557	323	89	66	50	23	5	1	—	—	—	—	—
23829	Other Building Equipment Contractors .....	1 239	11 689	45 044	43	20	7	2	6	4	3	1	—	—	—	—	—
238290	Other Building Equipment Contractors .....	1 239	11 689	45 044	43	20	7	2	6	4	3	1	—	—	—	—	—
2383	Building Finishing Contractors .....	5 242	32 568	146 322	1 043	817	111	61	35	16	3	—	—	—	—	—	—
23831	Drywall and Insulation Contractors .....	1 253	8 037	39 902	152	99	33	9	6	3	2	—	—	—	—	—	—
238310	Drywall and Insulation Contractors .....	1 253	8 037	39 902	152	99	33	9	6	3	2	—	—	—	—	—	—
23832	Painting and Wall Covering Contractors .....	1 528	9 167	38 237	350	290	26	17	10	7	—	—	—	—	—	—	—
238320	Painting and Wall Covering Contractors .....	1 528	9 167	38 237	350	290	26	17	10	7	—	—	—	—	—	—	—
23833	Flooring Contractors .....	594	4 027	18 265	126	99	17	6	2	1	1	—	—	—	—	—	—
238330	Flooring Contractors .....	594	4 027	18 265	126	99	17	6	2	1	1	—	—	—	—	—	—
23834	Tile and Terrazzo Contractors .....	563	3 054	13 044	132	106	9	9	6	2	—	—	—	—	—	—	—
238340	Tile and Terrazzo Contractors .....	563	3 054	13 044	132	106	9	9	6	2	—	—	—	—	—	—	—
23835	Finish Carpentry Contractors .....	886	4 898	22 968	232	190	20	15	5	2	—	—	—	—	—	—	—
238350	Finish Carpentry Contractors .....	886	4 898	22 968	232	190	20	15	5	2	—	—	—	—	—	—	—
23839	Other Building Finishing Contractors .....	418	3 385	13 906	51	33	6	5	6	1	—	—	—	—	—	—	—
238390	Other Building Finishing Contractors .....	418	3 385	13 906	51	33	6	5	6	1	—	—	—	—	—	—	—
2389	Other Specialty Trade Contractors .....	4 626	30 271	140 325	415	293	54	31	24	9	3	—	—	—	—	—	1
23891	Site Preparation Contractors .....	1 231	9 742	41 619	137	88	17	13	13	5	1	—	—	—	—	—	—
238910	Site Preparation Contractors .....	1 231	9 742	41 619	137	88	17	13	13	5	1	—	—	—	—	—	—
23899	All Other Specialty Trade Contractors .....	3 395	20 529	98 706	278	205	37	18	11	4	2	—	—	—	—	—	1
238990	All Other Specialty Trade Contractors .....	3 395	20 529	98 706	278	205	37	18	11	4	2	—	—	—	—	—	1
<b>31-33</b>	<b>Manufacturing .....</b>	<b>31 211</b>	<b>251 980</b>	<b>1 058 045</b>	<b>1 749</b>	<b>859</b>	<b>315</b>	<b>269</b>	<b>171</b>	<b>83</b>	<b>40</b>	<b>8</b>	<b>2</b>	<b>2</b>			
311	Food mfg .....	1 291	7 553	33 160	106	58	17	16	7	6	2	—	—	—	—	—	—
3114	Fruit & veg preserving & specialty food mfg .....	148	879	3 735	6	2	—	1	2	1	—	—	—	—	—	—	—
31142	Fruit & veg canning, pickling & drying .....	(C)	(D)	(D)	4	1	—	—	2	1	—	—	—	—	—	—	—
311421	Fruit & vegetable canning .....	106	743	3 063	3	1	—	—	1	1	—	—	—	—	—	—	—
3116	Animal slaughtering & processing .....	125	1 075	4 859	5	1	1	2	—	1	—	—	—	—	—	—	—
31161	Animal slaughtering & processing .....	125	1 075	4 859	5	1	1	2	—	1	—	—	—	—	—	—	—
3117	Seafood product preparation & packaging .....	(C)	(D)	(D)	2	—	1	—	—	—	1	—	—	—	—	—	—
31171	Seafood product preparation & packaging .....	(C)	(D)	(D)	2	—	1	—	—	—	1	—	—	—	—	—	—
3118	Bakeries & tortilla mfg .....	673	3 257	13 699	70	42	9	11	4	4	—	—	—	—	—	—	—
31181	Bread & bakery product mfg .....	(F)	(D)	(D)	68	41	8	11	4	4	—	—	—	—	—	—	—
311811	Retail bakeries .....	320	1 285	5 807	49	33	5	8	2	1	—	—	—	—	—	—	—
311812	Commercial bakeries .....	313	1 765	6 998	18	8	3	3	1	3	—	—	—	—	—	—	—
3119	Other food mfg .....	193	1 602	7 383	13	7	3	1	1	—	1	—	—	—	—	—	—
31194	Seasoning & dressing mfg .....	(C)	(D)	(D)	3	2	—	—	—	—	1	—	—	—	—	—	—
312	Beverage & tobacco product mfg .....	596	5 243	20 337	12	4	2	—	1	2	3	—	—	—	—	—	—
3121	Beverage mfg .....	(F)	(D)	(D)	11	4	2	—	—	2	3	—	—	—	—	—	—
31211	Soft drink & ice mfg .....	(F)	(D)	(D)	7	1	1	—	—	2	3	—	—	—	—	—	—
312111	Soft drink mfg .....	388	3 274	13 019	4	—	1	—	—	1	2	—	—	—	—	—	—
313	Textile mills .....	138	782	3 100	24	12	7	5	—	—	—	—	—	—	—	—	—

See footnotes at end of table.

**Table 6. Counties—Employees, Payroll, and Establishments by Industry: 2003—Con.**

[Excludes most government employees, railroad employees, and self-employed persons. Size class 1 to 4 includes establishments with payroll, but no employees, during mid-March pay period. (D) denotes figures withheld to avoid disclosing data for individual companies; the data are included in broader industry totals. Detailed industries with 100 or more employees are shown if industry was not a (D). For explanation of terms, abbreviations, and data reliability/comparability, see introductory text]

NAICS code	Industry	Number of employees for week including March 12	Payroll (\$1,000)		Total number of establishments	Number of establishments by employment-size class								
			First quarter	Annual		1 to 4	5 to 9	10 to 19	20 to 49	50 to 99	100 to 249	250 to 499	500 to 999	1,000 or more
<b>BROWARD—Con.</b>														
<b>31-33 Manufacturing—Con.</b>														
314	Textile product mills	478	2 591	10 549	66	39	13	9	4	1	—	—	—	—
3141	Textile furnishings mills	147	998	3 505	21	14	1	4	2	—	—	—	—	—
31412	Curtain & linen mills	141	956	3 348	18	11	1	4	2	—	—	—	—	—
3149	Other textile product mills	331	1 593	7 044	45	25	12	5	2	1	—	—	—	—
31491	Textile bag & canvas mills	155	856	3 779	20	11	5	3	—	1	—	—	—	—
314912	Canvas & related product mills	155	856	3 779	20	11	5	3	—	1	—	—	—	—
31499	All other textile product mills	176	737	3 265	25	14	7	2	2	—	—	—	—	—
314999	All other miscellaneous textile product mills	176	737	3 265	25	14	7	2	2	—	—	—	—	—
315	Apparel manufacturing	455	2 702	11 892	61	37	11	7	4	2	—	—	—	—
3152	Cut & sew apparel mfg	418	2 407	10 648	53	32	9	6	4	2	—	—	—	—
31521	Cut & sew apparel contractors	(C)	(D)	(D)	40	28	5	4	3	—	—	—	—	—
315212	Women's, girls', infants, cut, sew apparel contr	178	788	3 287	35	24	4	4	3	—	—	—	—	—
31523	Women's, girls' cut & sew apparel mfg	144	1 060	4 955	7	—	3	2	1	1	—	—	—	—
321	Wood product mfg	543	3 794	15 480	37	15	9	3	7	3	—	—	—	—
3212	Veneer, plywood & engineered wood product mfg	176	1 170	5 238	5	—	1	—	3	1	—	—	—	—
32121	Veneer, plywood & engineered wood product mfg	176	1 170	5 238	5	—	1	—	3	1	—	—	—	—
3219	Other wood product mfg	367	2 624	10 242	32	15	8	3	4	2	—	—	—	—
32191	Millwork	306	2 321	8 830	21	8	6	2	3	2	—	—	—	—
321918	Other millwork (including flooring)	194	1 582	6 994	11	5	2	—	3	1	—	—	—	—
322	Paper mfg	127	1 057	3 919	16	8	2	5	1	—	—	—	—	—
3222	Converted paper product mfg	127	1 057	3 919	16	8	2	5	1	—	—	—	—	—
323	Printing & related support activities	3 081	26 076	105 942	269	140	63	31	22	9	3	1	—	—
3231	Printing & related support activities	3 081	26 076	105 942	269	140	63	31	22	9	3	1	—	—
32311	Printing	2 929	24 798	100 506	241	123	57	28	20	9	3	1	—	—
323110	Commercial lithographic printing	1 795	17 367	70 905	89	37	20	13	10	5	3	1	—	—
323113	Commercial screen printing	268	1 524	6 452	34	15	12	3	3	1	—	—	—	—
323114	Quick printing	471	2 810	10 341	81	52	19	8	—	2	—	—	—	—
323119	Other commercial printing	107	588	1 883	16	12	2	—	2	—	—	—	—	—
32312	Printing support activities	152	1 278	5 436	28	17	6	3	2	—	—	—	—	—
323122	Prepress services	143	1 235	5 220	24	14	5	3	2	—	—	—	—	—
325	Chemical mfg	1 635	17 816	83 025	45	15	10	10	5	3	1	—	1	—
3254	Pharmaceutical & medicine mfg	1 128	11 382	55 005	8	1	2	1	2	—	1	—	1	—
32541	Pharmaceutical & medicine mfg	1 128	11 382	55 005	8	1	2	1	2	—	1	—	1	—
3256	Soap, cleaners & toilet preparation mfg	200	1 687	7 739	16	8	3	1	3	1	—	—	—	—
32561	Soap & cleaning compound mfg	113	848	3 927	8	6	—	—	1	1	—	—	—	—
3259	Other chemical product & preparation mfg	(C)	(D)	(D)	12	3	3	5	—	1	—	—	—	—
32599	All other chemical product & preparation mfg	160	1 332	5 922	10	2	3	4	—	1	—	—	—	—
325998	All oth misc chemical product & prep mfg	130	1 186	5 315	7	2	1	3	—	1	—	—	—	—
326	Plastics & rubber products mfg	1 695	11 660	49 386	70	23	13	16	9	6	2	1	—	—
3261	Plastics product mfg	1 507	10 037	43 164	58	19	10	15	6	5	2	1	—	—
32616	Plastics bottle mfg	(C)	(D)	(D)	1	—	—	—	—	—	1	—	—	—
32619	Other plastics product mfg	1 321	8 763	37 809	45	12	8	13	5	5	1	1	—	—
326191	Plastics plumbing fixture mfg	305	1 542	6 624	8	—	2	3	1	1	—	—	—	—
326199	All other plastics product mfg	1 016	7 221	31 185	37	12	6	10	4	4	—	1	—	—
3262	Rubber product mfg	188	1 623	6 222	12	4	3	1	3	1	—	—	—	—
32629	Other rubber product mfg	117	984	3 728	6	3	1	—	1	1	—	—	—	—
326299	All other rubber product mfg	117	984	3 728	6	3	1	—	1	1	—	—	—	—
327	Nonmetallic mineral product mfg	1 949	15 944	67 660	88	30	7	23	17	9	2	—	—	—
3272	Glass & glass product mfg	205	1 266	5 257	18	10	3	2	2	1	—	—	—	—
32721	Glass & glass product mfg	205	1 266	5 257	18	10	3	2	2	1	—	—	—	—
3273	Cement & concrete product mfg	1 317	10 956	47 033	42	8	1	15	10	7	1	—	—	—
32732	Ready-mix concrete mfg	436	3 990	16 948	19	3	1	7	6	2	—	—	—	—
327320	Ready-mix concrete mfg	436	3 990	16 948	19	3	1	7	6	2	—	—	—	—
32733	Concrete pipe, brick & block mfg	314	2 491	11 377	9	2	—	3	1	3	—	—	—	—
32739	Other concrete product mfg	567	4 475	18 708	14	3	—	5	3	2	1	—	—	—
327390	Other concrete product mfg	567	4 475	18 708	14	3	—	5	3	2	1	—	—	—
3279	Other nonmetallic mineral product mfg	378	3 456	14 338	22	10	2	3	5	1	1	—	—	—
32799	All other nonmetallic mineral product mfg	(E)	(D)	(D)	20	10	1	3	4	1	1	—	—	—
327999	All oth misc nonmetallic mineral product mfg	249	2 494	10 899	5	—	—	1	2	1	1	—	—	—
331	Primary metal mfg	103	770	3 954	14	10	—	2	2	—	—	—	—	—
332	Fabricated metal product mfg	3 430	27 298	117 661	199	96	29	40	16	13	3	2	—	—
3321	Forging & stamping	259	2 343	10 159	12	2	1	6	1	2	—	—	—	—
33211	Forging & stamping	259	2 343	10 159	12	2	1	6	1	2	—	—	—	—
3323	Architectural & structural metals mfg	1 481	11 636	53 812	60	27	5	15	4	6	2	1	—	—
33231	Plate work & fabricated structural prod mfg	470	3 951	17 033	19	8	5	1	2	2	1	—	—	—
33232	Ornamental & architectural metal prod mfg	1 011	7 685	36 779	41	19	—	14	2	4	1	1	—	—
332321	Metal window & door mfg	439	3 208	19 257	11	5	—	2	1	2	—	1	—	—
332322	Sheet metal work mfg	393	3 096	12 645	16	6	—	7	1	1	1	—	—	—
332323	Ornamental & architectural metal work mfg	179	1 381	4 877	14	8	—	5	—	1	—	—	—	—
3327	Mach shops, turn prod, screw, nut, bolt mfg	655	4 050	19 997	62	40	13	5	2	1	—	1	—	—
33271	Machine shops	192	1 188	5 748	52	38	11	3	—	—	—	—	—	—
332710	Machine shops	192	1 188	5 748	52	38	11	3	—	—	—	—	—	—
33272	Turned product & screw, nut & bolt mfg	463	2 862	14 249	10	2	2	2	2	1	—	1	—	—
3328	Coating, engrave, heat treating & oth activity	193	1 354	5 134	17	6	4	4	3	—	—	—	—	—
33281	Coating, engrave, heat treating & oth activity	193	1 354	5 134	17	6	4	4	3	—	—	—	—	—
332813	Electropl, plating, polish, anodize, coloring	110	758	3 117	12	6	1	3	2	—	—	—	—	—

See footnotes at end of table.

**Table 6. Counties—Employees, Payroll, and Establishments by Industry: 2003—Con.**

[Excludes most government employees, railroad employees, and self-employed persons. Size class 1 to 4 includes establishments with payroll, but no employees, during mid-March pay period. (D) denotes figures withheld to avoid disclosing data for individual companies; the data are included in broader industry totals. Detailed industries with 100 or more employees are shown if industry was not a (D). For explanation of terms, abbreviations, and data reliability/comparability, see introductory text]

NAICS code	Industry	Number of employees for week including March 12	Payroll (\$1,000)		Total number of establishments	Number of establishments by employment-size class									
			First quarter	Annual		1 to 4	5 to 9	10 to 19	20 to 49	50 to 99	100 to 249	250 to 499	500 to 999	1,000 or more	
<b>BROWARD—Con.</b>															
<b>31-33 Manufacturing—Con.</b>															
332	Fabricated metal product mfg—Con.														
3329	Other fabricated metal product mfg . . . . .	608	6 279	22 121	28	14	2	5	3	1	1	—	—	—	
33291	Metal valve mfg . . . . .	347	3 745	14 568	6	1	1	1	1	1	—	—	—	—	
33299	All other fabricated metal product mfg . . . . .	261	2 534	7 553	22	13	1	4	2	2	—	—	—	—	
332999	All other misc fabricated metal product mfg . . . . .	223	2 351	6 799	16	9	1	2	2	2	—	—	—	—	
333	Machinery mfg . . . . .	3 745	24 827	106 104	97	35	15	15	17	8	5	1	—	1	
3332	Industrial machinery mfg . . . . .	335	3 415	12 947	8	3	—	1	2	1	1	—	—	—	
33329	Other industrial machinery mfg . . . . .	(E)	(D)	(D)	7	2	—	1	2	1	1	—	—	—	
3333	Commercial & service industry machinery mfg . . . . .	1 719	7 622	34 441	21	8	4	3	1	3	1	—	—	1	
33331	Commercial & service industry machinery mfg . . . . .	1 719	7 622	34 441	21	8	4	3	1	3	1	—	—	1	
333319	Oth commercial, service industry machinery mfg . . . . .	309	3 590	12 792	14	5	4	3	—	1	1	—	—	—	
3334	HVAC & commercial refrigeration equipment mfg . . . . .	472	3 767	18 141	15	3	3	2	4	2	1	—	—	—	
33341	HVAC & commercial refrigeration equipment mfg . . . . .	472	3 767	18 141	15	3	3	2	4	2	1	—	—	—	
333415	AC, warm air htg & commercial refig equip mfg . . . . .	372	3 223	15 481	8	1	1	—	4	1	1	—	—	—	
3335	Metalworking machinery mfg . . . . .	391	3 436	13 763	23	11	3	3	4	1	1	—	—	—	
33351	Metalworking machinery mfg . . . . .	391	3 436	13 763	23	11	3	3	4	1	1	—	—	—	
333511	Industrial mold mfg . . . . .	244	1 997	8 202	11	6	1	2	1	1	—	—	—	—	
3339	Other general purpose machinery mfg . . . . .	786	5 888	24 382	25	7	4	6	5	1	1	1	—	—	
33391	Pump & compressor mfg . . . . .	209	2 015	8 816	6	1	—	3	1	—	1	—	—	—	
33399	All other general purpose machinery mfg . . . . .	546	3 641	14 623	13	3	2	2	4	1	—	1	—	—	
334	Computer & electronic product mfg . . . . .	3 745	41 018	165 537	93	33	20	17	14	4	3	1	—	1	
3341	Computer & peripheral equipment mfg . . . . .	174	2 589	10 801	13	8	1	1	2	1	—	—	—	—	
33411	Computer & peripheral equipment mfg . . . . .	174	2 589	10 801	13	8	1	1	2	1	—	—	—	—	
3342	Communications equipment mfg . . . . .	2 199	26 796	106 420	24	8	7	4	3	—	1	—	—	1	
33422	Radio, TV broadcast & wireless comm equip mfg . . . . .	(G)	(D)	(D)	11	5	3	—	1	—	1	—	—	1	
3343	Audio & video equipment mfg . . . . .	286	2 084	8 156	5	1	3	—	—	—	—	1	—	—	
33431	Audio & video equipment mfg . . . . .	286	2 084	8 156	5	1	3	—	—	—	—	1	—	—	
334310	Audio & video equipment mfg . . . . .	286	2 084	8 156	5	1	3	—	—	—	—	1	—	—	
3344	Semiconductor & oth electronic component mfg . . . . .	352	2 755	12 855	19	6	2	5	4	2	—	—	—	—	
33441	Semiconductor & oth electronic component mfg . . . . .	352	2 755	12 855	19	6	2	5	4	2	—	—	—	—	
334412	Bare printed circuit board mfg . . . . .	109	707	3 180	4	1	—	1	1	1	—	—	—	—	
334418	Printed circuit assembly (electronic assembly) mfg . . . . .	103	1 198	5 686	5	2	1	—	1	1	—	—	—	—	
3345	Nav, measuring, medical, control instruments mfg . . . . .	688	6 442	25 961	26	7	5	7	4	1	2	—	—	—	
33451	Nav, measuring, medical, control instruments mfg . . . . .	688	6 442	25 961	26	7	5	7	4	1	2	—	—	—	
334510	Electromedical apparatus mfg . . . . .	101	1 106	4 190	3	—	—	1	2	—	—	—	—	—	
334511	Search, detection & navigation instrument mfg . . . . .	258	2 480	10 180	9	3	2	2	1	—	1	—	—	—	
335	Electrical equip, appliance & component mfg . . . . .	907	7 353	28 998	35	15	7	5	2	2	4	—	—	—	
3351	Electric lighting equipment mfg . . . . .	(C)	(D)	(D)	10	6	1	1	1	—	1	—	—	—	
33512	Lighting fixture mfg . . . . .	225	1 243	5 305	8	4	1	1	1	—	1	—	—	—	
3353	Electrical equipment mfg . . . . .	329	3 359	12 695	7	2	2	—	1	—	2	—	—	—	
33531	Electrical equipment mfg . . . . .	329	3 359	12 695	7	2	2	—	1	—	2	—	—	—	
335314	Relay & industrial control mfg . . . . .	314	3 267	12 306	3	—	—	—	1	—	2	—	—	—	
3359	Other electrical equipment & component mfg . . . . .	353	2 751	10 983	17	6	4	4	—	2	1	—	—	—	
33593	Wiring device mfg . . . . .	(C)	(D)	(D)	3	2	—	—	—	—	1	—	—	—	
33599	All oth electrical equipment & component mfg . . . . .	132	1 029	4 263	9	3	2	3	—	1	—	—	—	—	
336	Transportation equipment mfg . . . . .	2 020	17 342	68 750	108	45	22	13	16	8	4	—	—	—	
3363	Motor vehicle parts mfg . . . . .	559	3 717	13 458	28	12	6	4	2	3	1	—	—	—	
33632	MV electrical & electronic equipment mfg . . . . .	128	707	2 762	5	1	1	1	1	1	—	—	—	—	
336322	Other MV electrical & electronic equip mfg . . . . .	128	707	2 762	5	1	1	1	1	1	—	—	—	—	
33639	Other motor vehicle parts mfg . . . . .	361	2 602	8 909	11	4	2	2	—	2	1	—	—	—	
3364	Aerospace product & parts mfg . . . . .	508	5 962	26 103	18	4	3	3	5	2	1	—	—	—	
33641	Aerospace product & parts mfg . . . . .	508	5 962	26 103	18	4	3	3	5	2	1	—	—	—	
336413	Other aircraft part & auxiliary equipment mfg . . . . .	143	1 639	7 060	9	2	3	2	1	1	—	—	—	—	
3366	Ship & boat building . . . . .	876	7 105	26 781	57	27	11	6	9	2	2	—	—	—	
33661	Ship & boat building . . . . .	876	7 105	26 781	57	27	11	6	9	2	2	—	—	—	
336611	Ship building & repairing . . . . .	274	2 668	10 255	17	8	3	—	5	—	1	—	—	—	
336612	Boat building . . . . .	602	4 437	16 526	40	19	8	6	4	2	1	—	—	—	
337	Furniture & related product mfg . . . . .	1 901	12 982	56 493	171	101	28	28	7	2	4	1	—	—	
3371	HH & institutional furniture & kitchen cabinet mfg . . . . .	865	5 167	19 663	131	87	22	15	4	2	1	—	—	—	
33711	Wood kitchen cabinet & countertop mfg . . . . .	381	2 080	9 632	62	45	10	4	1	2	—	—	—	—	
337110	Wood kitchen cabinet & countertop mfg . . . . .	381	2 080	9 632	62	45	10	4	1	2	—	—	—	—	
33712	Household & institutional furniture mfg . . . . .	484	3 087	10 031	69	42	12	11	3	—	1	—	—	—	
337122	Nonupholstered wood household furniture mfg . . . . .	242	1 166	4 973	47	30	10	5	2	—	—	—	—	—	
337127	Institutional furniture mfg . . . . .	163	1 520	3 479	8	4	—	2	1	—	1	—	—	—	
3372	Office furniture (including fixtures) mfg . . . . .	623	4 760	24 045	25	9	3	10	1	—	1	1	—	—	
33721	Office furniture (including fixtures) mfg . . . . .	623	4 760	24 045	25	9	3	10	1	—	1	1	—	—	
337215	Showcase, partition, shelving & locker mfg . . . . .	510	3 896	20 729	12	2	3	5	—	—	1	1	—	—	
3379	Other furniture related product mfg . . . . .	413	3 055	12 785	15	5	3	3	2	—	2	—	—	—	
33792	Blind & shade mfg . . . . .	(E)	(D)	(D)	13	5	2	3	1	—	2	—	—	—	

See footnotes at end of table.

**Table 6. Counties—Employees, Payroll, and Establishments by Industry: 2003—Con.**

[Excludes most government employees, railroad employees, and self-employed persons. Size class 1 to 4 includes establishments with payroll, but no employees, during mid-March pay period. (D) denotes figures withheld to avoid disclosing data for individual companies; the data are included in broader industry totals. Detailed industries with 100 or more employees are shown if industry was not a (D). For explanation of terms, abbreviations, and data reliability/comparability, see introductory text]

NAICS code	Industry	Number of employees for week including March 12	Payroll (\$1,000)		Total number of establishments	Number of establishments by employment-size class									
			First quarter	Annual		1 to 4	5 to 9	10 to 19	20 to 49	50 to 99	100 to 249	250 to 499	500 to 999	1,000 or more	
<b>BROWARD—Con.</b>															
<b>31-33 Manufacturing—Con.</b>															
339	Miscellaneous mfg . . . . .	3 224	23 933	101 016	220	135	35	21	18	5	4	1	1	—	
3391	Medical equipment & supplies mfg . . . . .	1 972	15 207	62 311	103	70	13	7	5	4	2	1	1	—	
33911	Medical equipment & supplies mfg . . . . .	1 972	15 207	62 311	103	70	13	7	5	4	2	1	1	—	
339113	Surgical appliance & supplies mfg . . . . .	1 047	7 156	30 185	14	8	—	1	2	—	2	—	1	—	
339116	Dental laboratories . . . . .	389	2 036	8 841	72	54	11	4	1	2	—	—	—	—	
3399	Other miscellaneous mfg . . . . .	1 252	8 726	38 705	117	65	22	14	13	1	2	—	—	—	
33991	Jewelry & silverware mfg . . . . .	(C)	(D)	(D)	28	19	2	4	3	—	—	—	—	—	
339911	Jewelry (exc costume) mfg . . . . .	101	689	2 719	17	11	2	2	2	—	—	—	—	—	
33994	Office supplies (exc paper) mfg . . . . .	(C)	(D)	(D)	3	2	—	—	—	—	1	—	—	—	
33995	Sign mfg . . . . .	396	3 140	12 190	43	24	13	3	2	—	1	—	—	—	
339950	Sign mfg . . . . .	396	3 140	12 190	43	24	13	3	2	—	1	—	—	—	
33999	All other misc mfg . . . . .	347	2 566	10 796	31	15	4	7	1	—	—	—	—	—	
339999	All other miscellaneous mfg . . . . .	295	2 174	9 066	24	12	2	3	6	1	—	—	—	—	
<b>42</b>	<b>Wholesale trade . . . . .</b>	<b>42 656</b>	<b>450 502</b>	<b>1 849 337</b>	<b>4 769</b>	<b>3 171</b>	<b>713</b>	<b>453</b>	<b>293</b>	<b>86</b>	<b>40</b>	<b>9</b>	<b>3</b>	<b>1</b>	
423	Merchant Wholesalers, Durable Goods . . . . .	26 329	295 437	1 210 497	2 857	1 815	461	292	204	55	25	4	—	1	
4231	Motor Vehicle and Motor Vehicle Parts and Supplies Merchant Wholesalers . . . . .	2 717	27 800	112 983	293	190	45	30	19	7	1	1	—	—	
42311	Automobile and Other Motor Vehicle Merchant Wholesalers . . . . .	1 216	14 904	58 347	95	68	11	6	5	3	1	1	—	—	
423110	Automobile and Other Motor Vehicle Merchant Wholesalers . . . . .	1 216	14 904	58 347	95	68	11	6	5	3	1	1	—	—	
42312	Motor Vehicle Supplies and New Parts Merchant Wholesalers . . . . .	1 316	11 882	50 165	171	109	27	18	13	4	—	—	—	—	
423120	Motor Vehicle Supplies and New Parts Merchant Wholesalers . . . . .	1 316	11 882	50 165	171	109	27	18	13	4	—	—	—	—	
42313	Tire and Tube Merchant Wholesalers . . . . .	131	737	3 325	18	9	4	4	1	—	—	—	—	—	
423130	Tire and Tube Merchant Wholesalers . . . . .	131	737	3 325	18	9	4	4	1	—	—	—	—	—	
4232	Furniture and Home Furnishing Merchant Wholesalers . . . . .	1 967	18 739	75 568	198	128	34	17	11	5	2	1	—	—	
42321	Furniture Merchant Wholesalers . . . . .	754	7 020	30 245	91	61	16	7	5	1	1	—	—	—	
423210	Furniture Merchant Wholesalers . . . . .	754	7 020	30 245	91	61	16	7	5	1	1	—	—	—	
42322	Home Furnishing Merchant Wholesalers . . . . .	1 213	11 719	45 323	107	67	18	10	6	4	1	1	—	—	
423220	Home Furnishing Merchant Wholesalers . . . . .	1 213	11 719	45 323	107	67	18	10	6	4	1	1	—	—	
4233	Lumber and Other Construction Materials Merchant Wholesalers . . . . .	1 387	13 539	59 336	145	86	22	21	11	3	2	—	—	—	
42331	Lumber, Plywood, Millwork, and Wood Panel Merchant Wholesalers . . . . .	837	8 437	36 776	66	40	6	10	6	2	2	—	—	—	
423310	Lumber, Plywood, Millwork, and Wood Panel Merchant Wholesalers . . . . .	837	8 437	36 776	66	40	6	10	6	2	2	—	—	—	
42332	Brick, Stone, and Related Construction Material Merchant Wholesalers . . . . .	178	1 763	8 136	35	20	9	5	1	—	—	—	—	—	
423320	Brick, Stone, and Related Construction Material Merchant Wholesalers . . . . .	178	1 763	8 136	35	20	9	5	1	—	—	—	—	—	
42333	Roofing, Siding, and Insulation Material Merchant Wholesalers . . . . .	157	1 403	6 106	15	4	5	4	2	—	—	—	—	—	
423330	Roofing, Siding, and Insulation Material Merchant Wholesalers . . . . .	157	1 403	6 106	15	4	5	4	2	—	—	—	—	—	
42339	Other Construction Material Merchant Wholesalers . . . . .	215	1 936	8 318	29	22	2	2	2	1	—	—	—	—	
423390	Other Construction Material Merchant Wholesalers . . . . .	215	1 936	8 318	29	22	2	2	2	1	—	—	—	—	
4234	Professional and Commercial Equipment and Supplies Merchant Wholesalers . . . . .	4 701	57 376	239 421	488	303	73	54	41	10	7	—	—	—	
42341	Photographic Equipment and Supplies Merchant Wholesalers . . . . .	155	2 705	17 875	15	9	2	2	1	1	—	—	—	—	
423410	Photographic Equipment and Supplies Merchant Wholesalers . . . . .	155	2 705	17 875	15	9	2	2	1	1	—	—	—	—	
42342	Office Equipment Merchant Wholesalers . . . . .	1 228	13 142	52 594	64	31	5	11	9	6	2	—	—	—	
423420	Office Equipment Merchant Wholesalers . . . . .	1 228	13 142	52 594	64	31	5	11	9	6	2	—	—	—	
42343	Computer and Computer Peripheral Equipment and Software Merchant Wholesalers . . . . .	1 050	17 795	72 680	162	111	22	17	10	1	1	—	—	—	
423430	Computer and Computer Peripheral Equipment and Software Merchant Wholesalers . . . . .	1 050	17 795	72 680	162	111	22	17	10	1	1	—	—	—	
42344	Other Commercial Equipment Merchant Wholesalers . . . . .	501	5 140	19 161	58	32	14	8	3	—	1	—	—	—	
423440	Other Commercial Equipment Merchant Wholesalers . . . . .	501	5 140	19 161	58	32	14	8	3	—	1	—	—	—	
42345	Medical, Dental, and Hospital Equipment and Supplies Merchant Wholesaler . . . . .	1 079	11 955	49 181	136	90	18	11	15	1	1	—	—	—	
423450	Medical, Dental, and Hospital Equipment and Supplies Merchant Wholesaler . . . . .	1 079	11 955	49 181	136	90	18	11	15	1	1	—	—	—	
42346	Ophthalmic Goods Merchant Wholesalers . . . . .	545	4 873	20 771	31	18	6	3	1	1	2	—	—	—	
423460	Ophthalmic Goods Merchant Wholesalers . . . . .	545	4 873	20 771	31	18	6	3	1	1	2	—	—	—	
42349	Other Professional Equipment and Supplies Merchant Wholesalers . . . . .	143	1 766	7 159	22	12	6	2	2	—	—	—	—	—	
423490	Other Professional Equipment and Supplies Merchant Wholesalers . . . . .	143	1 766	7 159	22	12	6	2	2	—	—	—	—	—	
4235	Metal and Mineral (except Petroleum) Merchant Wholesalers . . . . .	803	8 048	33 629	67	29	12	15	8	2	1	—	—	—	
42351	Metal Service Centers and Other Metal Merchant Wholesalers . . . . .	(F)	(D)	(D)	66	29	11	15	8	2	1	—	—	—	
4236	Electrical and Electronic Goods Merchant Wholesalers . . . . .	4 562	65 642	272 359	411	230	79	43	41	11	6	1	—	—	
42361	Electrical Apparatus and Equipment, Wiring Supplies, and Related Equipme . . . . .	1 450	16 154	71 249	136	73	31	14	12	3	3	—	—	—	
423610	Electrical Apparatus and Equipment, Wiring Supplies, and Related Equipme . . . . .	1 450	16 154	71 249	136	73	31	14	12	3	3	—	—	—	
42362	Electrical and Electronic Appliance, Television, and Radio Set Merchant . . . . .	353	3 651	13 890	45	29	4	6	6	—	—	—	—	—	

See footnotes at end of table.

**Table 6. Counties—Employees, Payroll, and Establishments by Industry: 2003—Con.**

[Excludes most government employees, railroad employees, and self-employed persons. Size class 1 to 4 includes establishments with payroll, but no employees, during mid-March pay period. (D) denotes figures withheld to avoid disclosing data for individual companies; the data are included in broader industry totals. Detailed industries with 100 or more employees are shown if industry was not a (D). For explanation of terms, abbreviations, and data reliability/comparability, see introductory text]

NAICS code	Industry	Number of employees for week including March 12	Payroll (\$1,000)		Total number of establishments	Number of establishments by employment-size class																			
			First quarter	Annual		1 to 4	5 to 9	10 to 19	20 to 49	50 to 99	100 to 249	250 to 499	500 to 999	1,000 or more											
<b>BROWARD—Con.</b>																									
<b>42 Wholesale trade—Con.</b>																									
423	Merchant Wholesalers, Durable Goods—Con.																								
4236	Electrical and Electronic Goods Merchant Wholesalers—Con.																								
42362	Electrical and Electronic Appliance, Television, and Radio Set Merchant—Con.																								
423620	Electrical and Electronic Appliance, Television, and Radio Set Merchant .....	353	3 651	13 890	45	29	4	6	6	—	—	—	—	—	—	—	—	—	—	—	—				
42369	Other Electronic Parts and Equipment Merchant Wholesalers .....	2 759	45 837	187 220	230	128	44	23	23	8	3	1	—	—	—	—	—	—	—	—	—				
423690	Other Electronic Parts and Equipment Merchant Wholesalers .....	2 759	45 837	187 220	230	128	44	23	23	8	3	1	—	—	—	—	—	—	—	—	—				
4237	Hardware, and Plumbing and Heating Equipment and Supplies Merchant Whole .....	1 489	16 407	66 390	166	90	32	20	20	4	—	—	—	—	—	—	—	—	—	—	—				
42371	Hardware Merchant Wholesalers .....	618	6 425	26 312	72	39	14	9	8	2	—	—	—	—	—	—	—	—	—	—	—				
423710	Hardware Merchant Wholesalers .....	618	6 425	26 312	72	39	14	9	8	2	—	—	—	—	—	—	—	—	—	—	—				
42372	Plumbing and Heating Equipment and Supplies (Hydronics) Merchant Wholesa .....	455	5 178	20 188	45	24	7	6	7	1	—	—	—	—	—	—	—	—	—	—	—				
423720	Plumbing and Heating Equipment and Supplies (Hydronics) Merchant Wholesa ..	455	5 178	20 188	45	24	7	6	7	1	—	—	—	—	—	—	—	—	—	—	—				
42373	Warm Air Heating and Air-Conditioning Equipment and Supplies Merchant Wh .....	367	4 324	17 948	36	18	7	5	5	1	—	—	—	—	—	—	—	—	—	—	—				
423730	Warm Air Heating and Air-Conditioning Equipment and Supplies Merchant Wh ...	367	4 324	17 948	36	18	7	5	5	1	—	—	—	—	—	—	—	—	—	—	—				
4238	Machinery, Equipment, and Supplies Merchant Wholesalers .....	4 565	52 873	205 377	575	364	109	57	29	11	5	—	—	—	—	—	—	—	—	—	—				
42381	Construction and Mining (except Oil Well) Machinery and Equipment Mercha .....	260	3 350	13 941	28	17	1	4	6	—	—	—	—	—	—	—	—	—	—	—	—				
423810	Construction and Mining (except Oil Well) Machinery and Equipment Mercha .....	260	3 350	13 941	28	17	1	4	6	—	—	—	—	—	—	—	—	—	—	—	—				
42382	Farm and Garden Machinery and Equipment Merchant Wholesalers .....	193	1 565	6 272	21	13	4	2	1	1	—	—	—	—	—	—	—	—	—	—	—				
423820	Farm and Garden Machinery and Equipment Merchant Wholesalers .....	193	1 565	6 272	21	13	4	2	1	1	—	—	—	—	—	—	—	—	—	—	—				
42383	Industrial Machinery and Equipment Wholesalers .....	1 611	17 671	72 981	236	153	49	18	10	6	—	—	—	—	—	—	—	—	—	—	—				
423830	Industrial Machinery and Equipment Merchant Wholesalers .....	1 611	17 671	72 981	236	153	49	18	10	6	—	—	—	—	—	—	—	—	—	—	—				
42384	Industrial Supplies Merchant Wholesalers .....	230	1 882	7 562	56	40	11	3	2	—	—	—	—	—	—	—	—	—	—	—	—				
423840	Industrial Supplies Merchant Wholesalers ..	230	1 882	7 562	56	40	11	3	2	—	—	—	—	—	—	—	—	—	—	—	—				
42385	Service Establishment Equipment and Supplies Merchant Wholesalers .....	313	2 657	11 713	63	39	14	9	1	—	—	—	—	—	—	—	—	—	—	—	—				
423850	Service Establishment Equipment and Supplies Merchant Wholesalers .....	313	2 657	11 713	63	39	14	9	1	—	—	—	—	—	—	—	—	—	—	—	—				
42386	Transportation Equipment and Supplies (except Motor Vehicle) Merchant Wh .....	1 958	25 748	92 908	171	102	30	21	9	4	5	—	—	—	—	—	—	—	—	—	—				
423860	Transportation Equipment and Supplies (except Motor Vehicle) Merchant Wh .....	1 958	25 748	92 908	171	102	30	21	9	4	5	—	—	—	—	—	—	—	—	—	—				
4239	Miscellaneous Durable Goods Merchant Wholesalers .....	4 138	35 013	145 434	514	395	55	35	24	2	1	1	—	—	—	—	—	—	—	—	1				
42391	Sporting and Recreational Goods and Supplies Merchant Wholesalers .....	626	6 413	27 469	96	62	16	10	7	1	—	—	—	—	—	—	—	—	—	—	—				
423910	Sporting and Recreational Goods and Supplies Merchant Wholesalers .....	626	6 413	27 469	96	62	16	10	7	1	—	—	—	—	—	—	—	—	—	—	—				
42392	Toy and Hobby Goods and Supplies Merchant Wholesalers .....	274	2 157	7 805	40	28	5	2	5	—	—	—	—	—	—	—	—	—	—	—	—				
423920	Toy and Hobby Goods and Supplies Merchant Wholesalers .....	274	2 157	7 805	40	28	5	2	5	—	—	—	—	—	—	—	—	—	—	—	—				
42393	Recyclable Material Merchant Wholesalers ..	158	1 129	4 809	29	20	4	2	3	—	—	—	—	—	—	—	—	—	—	—	—				
423930	Recyclable Material Merchant Wholesalers ..	158	1 129	4 809	29	20	4	2	3	—	—	—	—	—	—	—	—	—	—	—	—				
42394	Jewelry, Watch, Precious Stone, and Precious Metal Merchant Wholesalers .....	905	8 036	30 351	121	93	13	10	4	—	—	1	—	—	—	—	—	—	—	—	—				
423940	Jewelry, Watch, Precious Stone, and Precious Metal Merchant Wholesalers ....	905	8 036	30 351	121	93	13	10	4	—	—	1	—	—	—	—	—	—	—	—	—				
42399	Other Miscellaneous Durable Goods Merchant Wholesalers .....	2 175	17 278	75 000	228	192	17	11	5	1	1	—	—	—	—	—	—	—	—	—	1				
423990	Other Miscellaneous Durable Goods Merchant Wholesalers .....	2 175	17 278	75 000	228	192	17	11	5	1	1	—	—	—	—	—	—	—	—	—	1				
424	Merchant Wholesalers, Nondurable Goods .....	14 301	131 818	545 193	1 451	960	217	144	80	30	13	4	3	—	—	—	—	—	—	—	—				
4241	Paper and Paper Product Merchant Wholesalers .....	947	8 837	36 990	114	81	12	9	6	5	1	—	—	—	—	—	—	—	—	—	—				
42411	Printing and Writing Paper Merchant Wholesalers .....	100	1 443	8 536	16	13	—	1	2	—	—	—	—	—	—	—	—	—	—	—	—				
424110	Printing and Writing Paper Merchant Wholesalers .....	100	1 443	8 536	16	13	—	1	2	—	—	—	—	—	—	—	—	—	—	—	—				
42412	Stationery and Office Supplies Merchant Wholesalers .....	482	4 478	16 104	63	44	8	5	3	3	—	—	—	—	—	—	—	—	—	—	—				
424120	Stationery and Office Supplies Merchant Wholesalers .....	482	4 478	16 104	63	44	8	5	3	3	—	—	—	—	—	—	—	—	—	—	—				
42413	Industrial and Personal Service Paper Merchant Wholesalers .....	365	2 916	12 350	35	24	4	3	1	2	1	—	—	—	—	—	—	—	—	—	—				
424130	Industrial and Personal Service Paper Merchant Wholesalers .....	365	2 916	12 350	35	24	4	3	1	2	1	—	—	—	—	—	—	—	—	—	—				
4242	Drugs and Druggists' Sundries Merchant Wholesalers .....	1 996	17 285	83 574	162	91	31	19	16	2	2	—	1	—	—	—	—	—	—	—	—				
42421	Drugs and Druggists' Sundries Merchant Wholesalers .....	1 996	17 285	83 574	162	91	31	19	16	2	2	—	1	—	—	—	—	—	—	—	—				
424210	Drugs and Druggists' Sundries Merchant Wholesalers .....	1 996	17 285	83 574	162	91	31	19	16	2	2	—	1	—	—	—	—	—	—	—	—				
4243	Apparel, Piece Goods, and Notions Merchant Wholesalers .....	1 484	12 036	53 605	222	149	31	28	9	4	1	—	—	—	—	—	—	—	—	—	—				
42431	Piece Goods, Notions, and Other Dry Goods Merchant Wholesalers .....	365	4 032	17 796	49	34	7	4	2	2	—	—	—	—	—	—	—	—	—	—	—				
424310	Piece Goods, Notions, and Other Dry Goods Merchant Wholesalers .....	365	4 032	17 796	49	34	7	4	2	2	—	—	—	—	—	—	—	—	—	—	—				

See footnotes at end of table.

**Table 6. Counties—Employees, Payroll, and Establishments by Industry: 2003—Con.**

[Excludes most government employees, railroad employees, and self-employed persons. Size class 1 to 4 includes establishments with payroll, but no employees, during mid-March pay period. (D) denotes figures withheld to avoid disclosing data for individual companies; the data are included in broader industry totals. Detailed industries with 100 or more employees are shown if industry was not a (D). For explanation of terms, abbreviations, and data reliability/comparability, see introductory text]

NAICS code	Industry	Number of employees for week including March 12	Payroll (\$1,000)		Total number of establishments	Number of establishments by employment-size class									
			First quarter	Annual		1 to 4	5 to 9	10 to 19	20 to 49	50 to 99	100 to 249	250 to 499	500 to 999	1,000 or more	
<b>42</b>	<b>BROWARD—Con.</b>														
	<b>Wholesale trade—Con.</b>														
424	Merchant Wholesalers, Nondurable Goods—Con.														
4243	Apparel, Piece Goods, and Notions Merchant Wholesalers—Con.														
42432	Men's and Boys' Clothing and Furnishings Merchant Wholesalers .....	493	3 603	16 404	55	38	6	6	3	1	1	—	—	—	
424320	Men's and Boys' Clothing and Furnishings Merchant Wholesalers .....	493	3 603	16 404	55	38	6	6	3	1	1	—	—	—	
42433	Women's, Children's, and Infants' Clothing and Accessories Merchant Whol .....	481	2 564	11 103	96	61	16	16	3	—	—	—	—	—	
424330	Women's, Children's, and Infants' Clothing and Accessories Merchant Whol .....	481	2 564	11 103	96	61	16	16	3	—	—	—	—	—	
42434	Footwear Merchant Wholesalers .....	145	1 837	8 302	22	16	2	2	1	1	—	—	—	—	
424340	Footwear Merchant Wholesalers .....	145	1 837	8 302	22	16	2	2	1	1	—	—	—	—	
4244	Grocery and Related Product Wholesalers .....	4 785	41 145	162 887	372	230	61	36	26	12	4	2	1	—	
42441	General Line Grocery Merchant Wholesalers .....	227	1 649	6 127	39	29	5	3	—	2	—	—	—	—	
424410	General Line Grocery Merchant Wholesalers .....	227	1 649	6 127	39	29	5	3	—	2	—	—	—	—	
42442	Packaged Frozen Food Merchant Wholesalers .....	486	4 824	20 277	41	21	7	5	6	2	—	—	—	—	
424420	Packaged Frozen Food Merchant Wholesalers .....	486	4 824	20 277	41	21	7	5	6	2	—	—	—	—	
42443	Dairy Product (except Dried or Canned) Merchant Wholesalers .....	176	1 600	6 312	20	15	—	2	2	1	—	—	—	—	
424430	Dairy Product (except Dried or Canned) Merchant Wholesalers .....	176	1 600	6 312	20	15	—	2	2	1	—	—	—	—	
42445	Confectionery Merchant Wholesalers .....	339	2 112	9 520	27	15	5	3	2	1	1	—	—	—	
424450	Confectionery Merchant Wholesalers .....	339	2 112	9 520	27	15	5	3	2	1	1	—	—	—	
42446	Fish and Seafood Merchant Wholesalers .....	342	3 698	15 484	43	23	9	6	5	—	—	—	—	—	
424460	Fish and Seafood Merchant Wholesalers .....	342	3 698	15 484	43	23	9	6	5	—	—	—	—	—	
42447	Meat and Meat Product Merchant Wholesalers .....	482	5 787	23 362	22	12	6	—	1	2	—	1	—	—	
424470	Meat and Meat Product Merchant Wholesalers .....	482	5 787	23 362	22	12	6	—	1	2	—	1	—	—	
42448	Fresh Fruit and Vegetable Merchant Wholesalers .....	837	6 910	26 453	69	41	13	7	4	2	2	—	—	—	
424480	Fresh Fruit and Vegetable Merchant Wholesalers .....	837	6 910	26 453	69	41	13	7	4	2	2	—	—	—	
42449	Other Grocery and Related Products Merchant Wholesalers .....	1 841	13 761	52 134	107	71	16	10	5	2	1	1	1	—	
424490	Other Grocery and Related Products Merchant Wholesalers .....	1 841	13 761	52 134	107	71	16	10	5	2	1	1	1	—	
4245	Farm Product Raw Material Merchant Wholesalers .....	(C)	(D)	(D)	11	10	—	—	—	—	1	—	—	—	
42459	Other Farm Product Raw Material Merchant Wholesalers .....	(C)	(D)	(D)	6	5	—	—	—	—	1	—	—	—	
4246	Chemical and Allied Products Merchant Wholesalers .....	(F)	(D)	(D)	122	73	28	17	2	2	—	—	—	—	
42461	Plastics Materials and Basic Forms and Shapes Merchant Wholesalers .....	(C)	(D)	(D)	35	21	9	5	—	—	—	—	—	—	
42469	Other Chemical and Allied Products Merchant Wholesalers .....	608	6 462	26 688	87	52	19	12	2	2	—	—	—	—	
424690	Other Chemical and Allied Products Merchant Wholesalers .....	608	6 462	26 688	87	52	19	12	2	2	—	—	—	—	
4247	Petroleum and Petroleum Products Merchant Wholesalers .....	889	8 563	34 918	46	18	11	5	9	1	2	—	—	—	
42471	Petroleum Bulk Stations and Terminals .....	388	5 090	19 874	26	8	8	4	5	1	—	—	—	—	
424710	Petroleum Bulk Stations and Terminals .....	388	5 090	19 874	26	8	8	4	5	1	—	—	—	—	
42472	Petroleum and Petroleum Products Merchant Wholesalers (except Bulk Stati .....	501	3 473	15 044	20	10	3	1	4	—	2	—	—	—	
424720	Petroleum and Petroleum Products Merchant Wholesalers (except Bulk Stati .....	501	3 473	15 044	20	10	3	1	4	—	2	—	—	—	
4248	Beer, Wine, and Distilled Alcoholic Beverage Merchant Wholesalers .....	1 708	22 299	82 409	37	26	3	—	3	—	2	2	1	—	
42481	Beer and Ale Merchant Wholesalers .....	527	6 061	23 071	11	8	—	—	—	—	2	1	—	—	
424810	Beer and Ale Merchant Wholesalers .....	527	6 061	23 071	11	8	—	—	—	—	2	1	—	—	
42482	Wine and Distilled Alcoholic Beverage Merchant Wholesalers .....	1 181	16 238	59 338	26	18	3	—	3	—	—	1	1	—	
424820	Wine and Distilled Alcoholic Beverage Merchant Wholesalers .....	1 181	16 238	59 338	26	18	3	—	3	—	—	1	1	—	
4249	Miscellaneous Nondurable Goods Merchant Wholesalers .....	1 586	10 691	45 187	365	282	40	30	9	4	—	—	—	—	
42492	Book, Periodical, and Newspaper Merchant Wholesalers .....	202	1 456	6 497	27	17	3	2	5	—	—	—	—	—	
424920	Book, Periodical, and Newspaper Merchant Wholesalers .....	202	1 456	6 497	27	17	3	2	5	—	—	—	—	—	
42493	Flower, Nursery Stock, and Florists' Supplies Merchant Wholesalers .....	188	1 149	4 790	48	37	5	5	1	—	—	—	—	—	
424930	Flower, Nursery Stock, and Florists' Supplies Merchant Wholesalers .....	188	1 149	4 790	48	37	5	5	1	—	—	—	—	—	
42499	Other Miscellaneous Nondurable Goods Merchant Wholesalers .....	975	6 263	25 752	229	178	26	19	2	4	—	—	—	—	
424990	Other Miscellaneous Nondurable Goods Merchant Wholesalers .....	975	6 263	25 752	229	178	26	19	2	4	—	—	—	—	
425	Wholesale Electronic Markets and Agents and Brokers .....	2 026	23 247	93 647	461	396	35	17	9	1	2	1	—	—	
4251	Wholesale Electronic Markets and Agents and Brokers .....	2 026	23 247	93 647	461	396	35	17	9	1	2	1	—	—	
42512	Wholesale Trade Agents and Brokers .....	2 018	23 171	93 252	456	391	35	17	9	1	2	1	—	—	
425120	Wholesale Trade Agents and Brokers .....	2 018	23 171	93 252	456	391	35	17	9	1	2	1	—	—	

See footnotes at end of table.



**Table 6. Counties—Employees, Payroll, and Establishments by Industry: 2003—Con.**

[Excludes most government employees, railroad employees, and self-employed persons. Size class 1 to 4 includes establishments with payroll, but no employees, during mid-March pay period. (D) denotes figures withheld to avoid disclosing data for individual companies; the data are included in broader industry totals. Detailed industries with 100 or more employees are shown if industry was not a (D). For explanation of terms, abbreviations, and data reliability/comparability, see introductory text]

NAICS code	Industry	Number of employees for week including March 12	Payroll (\$1,000)		Total number of establishments	Number of establishments by employment-size class								
			First quarter	Annual		1 to 4	5 to 9	10 to 19	20 to 49	50 to 99	100 to 249	250 to 499	500 to 999	1,000 or more
<b>BROWARD—Con.</b>														
<b>44-45</b>	<b>Retail trade</b>	<b>97 021</b>	<b>546 163</b>	<b>2 245 146</b>	<b>7 186</b>	<b>4 066</b>	<b>1 423</b>	<b>825</b>	<b>460</b>	<b>184</b>	<b>187</b>	<b>38</b>	<b>3</b>	—
441	Motor vehicle & parts dealers	15 302	143 021	593 491	799	447	129	102	43	36	30	11	1	—
4411	Automobile dealers	11 656	115 528	479 447	273	160	16	11	16	28	30	11	1	—
44111	New car dealers	10 959	110 631	460 613	132	37	6	6	15	27	30	10	1	—
441110	New car dealers	10 959	110 631	460 613	132	37	6	6	15	27	30	10	1	—
44112	Used car dealers	697	4 897	18 834	141	123	10	5	1	1	—	1	—	—
441120	Used car dealers	697	4 897	18 834	141	123	10	5	1	1	—	1	—	—
4412	Other motor vehicle dealers	1 547	13 338	55 378	237	157	38	24	10	8	—	—	—	—
44122	Motorcycle & boat & other MV dealers	1 516	13 114	54 739	233	156	36	23	10	8	—	—	—	—
441221	Motorcycle dealers	324	2 883	12 800	26	15	4	2	1	4	—	—	—	—
441222	Boat dealers	1 016	8 625	35 402	183	123	29	20	9	2	—	—	—	—
441229	All other motor vehicle dealers	176	1 606	6 537	24	18	3	1	—	2	—	—	—	—
4413	Automotive parts, accessories & tire stores	2 099	14 155	58 666	289	130	75	67	17	—	—	—	—	—
44131	Automotive parts, accessories & tire stores	1 208	6 837	29 031	179	93	35	40	11	—	—	—	—	—
441310	Automotive parts, accessories & tire stores	1 208	6 837	29 031	179	93	35	40	11	—	—	—	—	—
44132	Tire dealers	891	7 318	29 635	110	37	40	27	6	—	—	—	—	—
441320	Tire dealers	891	7 318	29 635	110	37	40	27	6	—	—	—	—	—
442	Furniture & home furnishing stores	4 644	31 579	139 477	512	318	85	54	46	6	2	—	1	—
4421	Furniture stores	2 444	20 665	92 460	229	133	43	30	19	3	—	—	1	—
44211	Furniture stores	2 444	20 665	92 460	229	133	43	30	19	3	—	—	1	—
442110	Furniture stores	2 444	20 665	92 460	229	133	43	30	19	3	—	—	1	—
4422	Home furnishings stores	2 200	10 914	47 017	283	185	42	24	27	3	2	—	—	—
44221	Floor covering stores	522	3 791	17 078	110	76	20	9	5	—	—	—	—	—
442210	Floor covering stores	522	3 791	17 078	110	76	20	9	5	—	—	—	—	—
44229	Other home furnishings stores	1 678	7 123	29 939	173	109	22	15	22	3	2	—	—	—
442291	Window treatment stores	201	871	3 954	32	28	2	1	—	—	—	—	—	—
442299	All other home furnishings stores	1 477	6 252	25 985	141	81	20	14	22	3	1	—	—	—
443	Electronics & appliance stores	2 849	18 477	73 974	351	210	88	28	13	8	4	—	—	—
4431	Electronics & appliance stores	2 849	18 477	73 974	351	210	88	28	13	8	4	—	—	—
44311	Appliance, TV & all other electronics stores	2 141	13 847	53 220	230	134	57	21	8	6	4	—	—	—
443111	Household appliance stores	140	1 077	4 554	39	29	8	2	—	—	—	—	—	—
443112	Radio, television & other electronics stores	2 001	12 740	48 666	191	105	49	19	8	6	4	—	—	—
44312	Computer & software stores	636	4 235	19 180	103	66	23	7	5	2	—	—	—	—
443120	Computer & software stores	636	4 235	19 180	103	66	23	7	5	2	—	—	—	—
444	Bldg material & garden equip & supp dealers	6 717	44 208	175 492	414	225	95	50	19	5	17	3	—	—
4441	Building material & supplies dealers	6 428	42 843	169 045	357	189	80	47	16	5	17	3	—	—
44411	Home centers (H)	(D)	(D)	(D)	29	9	—	—	1	—	16	3	—	—
44412	Paint & wallpaper stores	298	1 992	8 074	53	26	19	8	—	—	—	—	—	—
444120	Paint & wallpaper stores	298	1 992	8 074	53	26	19	8	—	—	—	—	—	—
44413	Hardware stores (E)	(D)	(D)	(D)	46	26	11	7	2	—	—	—	—	—
44419	Other building material dealers	1 965	15 848	65 956	229	128	50	32	13	5	1	—	—	—
444190	Other building material dealers	1 965	15 848	65 956	229	128	50	32	13	5	1	—	—	—
4442	Lawn & garden equip & supplies stores	289	1 365	6 447	57	36	15	3	3	—	—	—	—	—
44422	Nursery & garden centers	202	910	4 320	40	26	10	2	2	—	—	—	—	—
444220	Nursery & garden centers	202	910	4 320	40	26	10	2	2	—	—	—	—	—
445	Food & beverage stores	22 312	94 857	382 890	947	591	123	62	29	47	90	5	—	—
4451	Grocery stores	20 635	87 731	353 261	672	413	71	29	23	42	89	5	—	—
44511	Grocery (except convenience) stores	19 599	84 177	338 234	364	164	35	8	21	42	89	5	—	—
445110	Grocery (except convenience) stores	19 599	84 177	338 234	364	164	35	8	21	42	89	5	—	—
44512	Convenience stores	1 036	3 554	15 027	308	249	36	21	2	—	—	—	—	—
445120	Convenience stores	1 036	3 554	15 027	308	249	36	21	2	—	—	—	—	—
4452	Specialty food stores	1 191	4 991	20 793	186	125	27	24	5	5	—	—	—	—
44521	Meat markets	211	950	3 969	42	31	4	5	2	—	—	—	—	—
445210	Meat markets	211	950	3 969	42	31	4	5	2	—	—	—	—	—
44522	Fish & seafood markets	156	593	1 921	14	8	2	3	—	1	—	—	—	—
445220	Fish & seafood markets	156	593	1 921	14	8	2	3	—	1	—	—	—	—
44523	Fruit & vegetable markets	171	855	3 998	27	18	2	5	2	—	—	—	—	—
445230	Fruit & vegetable markets	171	855	3 998	27	18	2	5	2	—	—	—	—	—
44529	Other specialty food stores	653	2 593	10 905	103	68	19	11	1	4	—	—	—	—
445291	Baked goods stores	295	784	2 992	31	20	2	6	—	3	—	—	—	—
445292	Confectionery & nut stores	198	1 383	5 873	22	12	6	3	—	1	—	—	—	—
445299	All other specialty food stores	160	426	2 040	50	36	11	2	1	—	—	—	—	—
4453	Beer, wine & liquor stores	486	2 135	8 836	89	53	25	9	1	—	1	—	—	—
44531	Beer, wine & liquor stores	486	2 135	8 836	89	53	25	9	1	—	1	—	—	—
445310	Beer, wine & liquor stores	486	2 135	8 836	89	53	25	9	1	—	1	—	—	—
446	Health & personal care stores	7 596	41 958	173 971	689	349	117	91	104	28	—	—	—	—
4461	Health & personal care stores	7 596	41 958	173 971	689	349	117	91	104	28	—	—	—	—
44611	Pharmacies & drug stores	5 573	32 066	134 190	247	54	26	49	90	28	—	—	—	—
446110	Pharmacies & drug stores	5 573	32 066	134 190	247	54	26	49	90	28	—	—	—	—
44612	Cosmetics, beauty supplies & perfume stores	654	2 233	8 673	125	79	22	20	4	—	—	—	—	—
446120	Cosmetics, beauty supplies & perfume stores	654	2 233	8 673	125	79	22	20	4	—	—	—	—	—
44613	Optical goods stores	615	3 064	12 491	140	95	30	8	7	—	—	—	—	—
446130	Optical goods stores	615	3 064	12 491	140	95	30	8	7	—	—	—	—	—
44619	Other health & personal care stores	754	4 595	18 617	177	121	39	14	3	—	—	—	—	—
446191	Food (health) supplement stores	392	1 819	7 892	88	59	19	9	1	—	—	—	—	—
446199	All other health & personal care stores	362	2 776	10 725	89	62	20	5	2	—	—	—	—	—
447	Gasoline stations	3 264	11 973	49 305	484	205	173	92	11	3	—	—	—	—
4471	Gasoline stations	3 264	11 973	49 305	484	205	173	92	11	3	—	—	—	—
44711	Gasoline stations with convenience stores	2 609	10 246	41 493	383	146	142	88	6	1	—	—	—	—
447110	Gasoline stations with convenience stores	2 609	10 246	41 493	383	146	142	88	6	1	—	—	—	—
44719	Other gasoline stations	655	1 727	7 812	101	59	31	4	5	2	—	—	—	—
447190	Other gasoline stations	655	1 727	7 812	101	59	31	4	5	2	—	—	—	—

See footnotes at end of table.

**Table 6. Counties—Employees, Payroll, and Establishments by Industry: 2003—Con.**

[Excludes most government employees, railroad employees, and self-employed persons. Size class 1 to 4 includes establishments with payroll, but no employees, during mid-March pay period. (D) denotes figures withheld to avoid disclosing data for individual companies; the data are included in broader industry totals. Detailed industries with 100 or more employees are shown if industry was not a (D). For explanation of terms, abbreviations, and data reliability/comparability, see introductory text]

NAICS code	Industry	Number of employees for week including March 12	Payroll (\$1,000)		Total number of establishments	Number of establishments by employment-size class									
			First quarter	Annual		1 to 4	5 to 9	10 to 19	20 to 49	50 to 99	100 to 249	250 to 499	500 to 999	1,000 or more	
<b>BROWARD—Con.</b>															
<b>44-45 Retail trade—Con.</b>															
448	Clothing & clothing accessories stores . . . . .	10 168	38 709	155 765	1 210	615	315	168	83	25	4	—	—	—	
4481	Clothing stores . . . . .	7 411	26 395	107 388	722	338	176	112	70	23	3	—	—	—	
44811	Men's clothing stores . . . . .	450	2 263	9 142	68	35	16	12	5	—	—	—	—	—	
448110	Men's clothing stores . . . . .	450	2 263	9 142	68	35	16	12	5	—	—	—	—	—	
44812	Women's clothing stores . . . . .	1 971	6 768	27 498	274	121	91	46	14	2	—	—	—	—	
448120	Women's clothing stores . . . . .	1 971	6 768	27 498	274	121	91	46	14	2	—	—	—	—	
44813	Children's & infants' clothing stores . . . . .	544	1 797	7 202	42	9	10	16	6	1	—	—	—	—	
448130	Children's & infants' clothing stores . . . . .	544	1 797	7 202	42	9	10	16	6	1	—	—	—	—	
44814	Family clothing stores . . . . .	3 348	11 179	44 651	166	61	24	26	35	17	3	—	—	—	
448140	Family clothing stores . . . . .	3 348	11 179	44 651	166	61	24	26	35	17	3	—	—	—	
44815	Clothing accessories stores . . . . .	188	603	2 812	57	40	15	2	—	—	—	—	—	—	
448150	Clothing accessories stores . . . . .	188	603	2 812	57	40	15	2	—	—	—	—	—	—	
44819	Other clothing stores . . . . .	910	3 785	16 083	115	72	20	10	10	3	—	—	—	—	
448190	Other clothing stores . . . . .	910	3 785	16 083	115	72	20	10	10	3	—	—	—	—	
4482	Shoe stores . . . . .	1 544	4 985	20 911	211	82	85	33	10	1	—	—	—	—	
44821	Shoe stores . . . . .	1 544	4 985	20 911	211	82	85	33	10	1	—	—	—	—	
448210	Shoe stores . . . . .	1 544	4 985	20 911	211	82	85	33	10	1	—	—	—	—	
4483	Jewelry, luggage & leather goods stores . . . . .	1 213	7 329	27 466	277	195	54	23	3	1	1	—	—	—	
44831	Jewelry stores . . . . .	1 120	6 991	26 403	257	180	50	23	3	—	1	—	—	—	
448310	Jewelry stores . . . . .	1 120	6 991	26 403	257	180	50	23	3	—	1	—	—	—	
451	Sporting goods, hobby, book & music stores . . . . .	3 106	12 277	49 597	330	189	63	36	32	9	—	1	—	—	
4511	Sporting goods, hobby, musical instrument stores . . . . .	2 256	9 778	39 373	237	139	44	26	21	6	—	1	—	—	
45111	Sporting goods stores . . . . .	1 241	6 012	22 497	140	89	30	11	6	3	—	1	—	—	
451110	Sporting goods stores . . . . .	1 241	6 012	22 497	140	89	30	11	6	3	—	1	—	—	
45112	Hobby, toy & game stores . . . . .	686	2 091	9 837	46	16	9	8	10	3	—	—	—	—	
451120	Hobby, toy & game stores . . . . .	686	2 091	9 837	46	16	9	8	10	3	—	—	—	—	
45113	Sewing, needlework & piece goods stores . . . . .	172	646	2 580	32	22	3	6	1	—	—	—	—	—	
451130	Sewing, needlework & piece goods stores . . . . .	172	646	2 580	32	22	3	6	1	—	—	—	—	—	
45114	Musical instrument & supplies stores . . . . .	157	1 029	4 459	19	12	2	1	4	—	—	—	—	—	
451140	Musical instrument & supplies stores . . . . .	157	1 029	4 459	19	12	2	1	4	—	—	—	—	—	
452	Book, periodical & music stores . . . . .	850	2 499	10 224	93	50	19	10	11	3	—	—	—	—	
4521	Book stores & news dealers . . . . .	602	1 950	7 729	57	31	9	5	10	2	—	—	—	—	
45211	Book stores . . . . .	565	1 839	7 290	46	22	8	4	10	2	—	—	—	—	
45212	Prerecorded tape, CD & record stores . . . . .	248	549	2 495	36	19	10	5	1	1	—	—	—	—	
452120	Prerecorded tape, CD & record stores . . . . .	248	549	2 495	36	19	10	5	1	1	—	—	—	—	
452	General merchandise stores . . . . .	12 278	59 928	238 102	203	75	42	16	14	5	34	16	1	—	
4521	Department stores . . . . .	8 336	41 982	158 227	48	2	—	—	3	2	28	13	—	—	
45211	Department stores . . . . .	8 336	41 982	158 227	48	2	—	—	3	2	28	13	—	—	
452111	Department Stores (except Discount Department Stores) . . . . .	3 969	22 686	73 541	22	—	—	—	1	2	13	6	—	—	
452112	Discount Department Stores . . . . .	4 367	19 296	84 686	26	2	—	—	2	—	15	7	—	—	
4529	Other general merchandise stores . . . . .	3 942	17 946	79 875	155	73	42	16	11	3	6	3	1	—	
45291	Warehouse clubs & superstores . . . . .	3 068	14 760	66 451	13	—	—	—	—	3	6	3	1	—	
452910	Warehouse clubs & superstores . . . . .	3 068	14 760	66 451	13	—	—	—	—	3	6	3	1	—	
45299	All other general merchandise stores . . . . .	874	3 186	13 424	142	73	42	16	11	—	—	—	—	—	
452990	All other general merchandise stores . . . . .	874	3 186	13 424	142	73	42	16	11	—	—	—	—	—	
453	Miscellaneous store retailers . . . . .	4 964	21 838	89 975	770	498	135	85	43	4	5	—	—	—	
4531	Florists . . . . .	382	1 693	6 363	88	64	13	9	2	—	—	—	—	—	
45311	Florists . . . . .	382	1 693	6 363	88	64	13	9	2	—	—	—	—	—	
453110	Florists . . . . .	382	1 693	6 363	88	64	13	9	2	—	—	—	—	—	
4532	Office supplies, stationery & gift stores . . . . .	2 150	9 387	38 256	244	136	49	32	22	2	3	—	—	—	
45321	Office supplies & stationery stores . . . . .	922	4 894	20 962	60	23	11	8	17	—	1	—	—	—	
453210	Office supplies & stationery stores . . . . .	922	4 894	20 962	60	23	11	8	17	—	1	—	—	—	
45322	Gift, novelty & souvenir stores . . . . .	1 228	4 493	17 294	184	113	38	24	5	2	2	—	—	—	
453220	Gift, novelty & souvenir stores . . . . .	1 228	4 493	17 294	184	113	38	24	5	2	2	—	—	—	
4533	Used merchandise stores . . . . .	601	2 409	9 426	123	85	22	11	4	1	—	—	—	—	
45331	Used merchandise stores . . . . .	601	2 409	9 426	123	85	22	11	4	1	—	—	—	—	
453310	Used merchandise stores . . . . .	601	2 409	9 426	123	85	22	11	4	1	—	—	—	—	
4539	Other miscellaneous store retailers . . . . .	1 831	8 349	35 930	315	213	51	33	15	1	2	—	—	—	
45391	Pet & pet supplies stores . . . . .	697	2 616	11 922	68	30	15	16	6	—	1	—	—	—	
453910	Pet & pet supplies stores . . . . .	697	2 616	11 922	68	30	15	16	6	—	1	—	—	—	
45392	Art dealers . . . . .	161	862	3 286	59	52	4	2	1	—	—	—	—	—	
453920	Art dealers . . . . .	161	862	3 286	59	52	4	2	1	—	—	—	—	—	
45399	All other miscellaneous store retailers . . . . .	945	4 728	20 055	180	125	31	14	8	1	1	—	—	—	
453998	All other misc store retailers (exc tobacco) . . . . .	854	4 380	18 635	159	113	23	13	8	1	1	—	—	—	
454	Nonstore retailers . . . . .	3 821	27 338	123 107	477	344	58	41	23	8	1	2	—	—	
4541	Electronic shopping & mail-order houses . . . . .	2 399	17 510	81 845	236	161	35	23	12	2	1	2	—	—	
45411	Electronic shopping & mail-order houses . . . . .	2 399	17 510	81 845	236	161	35	23	12	2	1	2	—	—	
454113	Mail-Order Houses . . . . .	1 407	11 448	57 299	96	62	13	8	9	2	1	1	—	—	
4542	Vending machine operators . . . . .	354	2 506	10 156	53	43	3	2	3	2	—	—	—	—	
45421	Vending machine operators . . . . .	354	2 506	10 156	53	43	3	2	3	2	—	—	—	—	
454210	Vending machine operators . . . . .	354	2 506	10 156	53	43	3	2	3	2	—	—	—	—	
4543	Direct selling establishments . . . . .	1 068	7 322	31 106	188	140	20	16	8	4	—	—	—	—	
45439	Other direct selling establishments . . . . .	978	6 610	28 268	180	138	17	14	7	4	—	—	—	—	
454390	Other direct selling establishments . . . . .	978	6 610	28 268	180	138	17	14	7	4	—	—	—	—	
<b>48-49</b>	<b>Transportation &amp; warehousing . . . . .</b>	<b>18 056</b>	<b>154 695</b>	<b>617 542</b>	<b>1 267</b>	<b>862</b>	<b>132</b>	<b>108</b>	<b>89</b>	<b>30</b>	<b>35</b>	<b>9</b>	<b>2</b>	<b>—</b>	
481	Air transportation . . . . .	3 952	38 870	150 633	89	45	7	13	9	5	7	1	2	—	
4811	Scheduled air transportation . . . . .	3 644	35 276	137 287	45	17	2	6	6	4	7	1	2	—	
48111	Scheduled air transportation . . . . .	3 644	35 276	137 287	45	17	2	6	6	4	7	1	2	—	
481111	Scheduled passenger air transportation . . . . .	3 635	35 191	137 046	38	10	2	6	6	4	7	1	2	—	
4812	Nonscheduled air transportation . . . . .	308	3 594	13 346	44	28	5	7	3	1	—	—	—	—	
48121	Nonscheduled air transportation . . . . .	308	3 594	13 346	44	28	5	7	3	1	—	—	—	—	
481211	Nonscheduled chartered passenger air trans . . . . .	285	3 460	12 649	37	23	4	6	3	1	—	—	—	—	

See footnotes at end of table.

**Table 6. Counties—Employees, Payroll, and Establishments by Industry: 2003—Con.**

[Excludes most government employees, railroad employees, and self-employed persons. Size class 1 to 4 includes establishments with payroll, but no employees, during mid-March pay period. (D) denotes figures withheld to avoid disclosing data for individual companies; the data are included in broader industry totals. Detailed industries with 100 or more employees are shown if industry was not a (D). For explanation of terms, abbreviations, and data reliability/comparability, see introductory text]

NAICS code	Industry	Number of employees for week including March 12	Payroll (\$1,000)		Total number of establishments	Number of establishments by employment-size class								
			First quarter	Annual		1 to 4	5 to 9	10 to 19	20 to 49	50 to 99	100 to 249	250 to 499	500 to 999	1,000 or more
<b>BROWARD—Con.</b>														
<b>48-49 Transportation &amp; warehousing—Con.</b>														
483	Water transportation .....	1 013	14 553	60 288	47	30	4	2	5	2	4	-	-	-
4831	Deep sea, coastal & Great Lakes water trans . . .	888	13 750	57 199	33	21	1	2	4	1	4	-	-	-
48311	Deep sea, coastal & Great Lakes water trans .	888	13 750	57 199	33	21	1	2	4	1	4	-	-	-
483112	Deep sea passenger transportation .....	275	3 579	15 173	8	5	-	1	-	2	-	-	-	-
4832	Inland water transportation .....	125	803	3 089	14	9	3	-	1	1	-	-	-	-
48321	Inland water transportation .....	125	803	3 089	14	9	3	-	1	1	-	-	-	-
483212	Inland water passenger transportation .....	113	708	2 780	11	7	2	-	1	1	-	-	-	-
484	Truck transportation .....	2 839	23 889	102 476	397	285	51	31	18	6	6	-	-	-
4841	General freight trucking .....	1 474	13 159	55 544	189	145	16	13	7	4	4	-	-	-
48411	General freight trucking, local .....	427	3 097	13 546	95	74	10	8	2	-	1	-	-	-
484110	General freight trucking, local .....	427	3 097	13 546	95	74	10	8	2	-	1	-	-	-
48412	General freight trucking, long-distance .....	1 047	10 062	41 998	94	71	6	5	5	4	3	-	-	-
484121	General freight trucking, long-distance, TL .	559	4 730	19 842	80	64	5	5	2	3	1	-	-	-
484122	General freight trucking, long-distance, LTL .....	488	5 332	22 156	14	7	1	-	3	1	2	-	-	-
4842	Specialized freight trucking .....	1 365	10 730	46 932	208	140	35	18	11	2	2	-	-	-
48421	Used household & office goods moving .....	501	2 970	13 528	96	63	19	8	6	-	-	-	-	-
484210	Used household & office goods moving .....	501	2 970	13 528	96	63	19	8	6	-	-	-	-	-
48422	Specialized freight (exc used) trucking, local ..	534	4 634	19 673	79	56	9	8	4	1	1	-	-	-
484220	Specialized freight (exc used) trucking, local .....	534	4 634	19 673	79	56	9	8	4	1	1	-	-	-
48423	Specialized freight (exc used) trucking, LDist .	330	3 126	13 731	33	21	7	2	1	1	1	-	-	-
484230	Specialized freight (exc used) trucking, LDist .....	330	3 126	13 731	33	21	7	2	1	1	1	-	-	-
485	Transit & ground passenger transportation .....	1 249	6 359	25 166	122	89	7	9	11	3	3	-	-	-
4853	Taxi & limousine service .....	353	1 346	5 342	66	54	5	2	3	2	-	-	-	-
48531	Taxi service .....	166	592	2 541	19	15	1	1	1	1	-	-	-	-
485310	Taxi service .....	166	592	2 541	19	15	1	1	1	1	-	-	-	-
48532	Limousine service .....	187	754	2 801	47	39	4	1	2	1	-	-	-	-
485320	Limousine service .....	187	754	2 801	47	39	4	1	2	1	-	-	-	-
4855	Charter bus industry .....	(C)	(D)	(D)	5	3	-	-	1	-	1	-	-	-
48551	Charter bus industry .....	(C)	(D)	(D)	5	3	-	-	1	-	1	-	-	-
4859	Oth transit & ground passenger transportation ..	509	2 897	11 741	29	19	1	2	5	-	2	-	-	-
48599	Oth transit & ground passenger transportation ..	509	2 897	11 741	29	19	1	2	5	-	2	-	-	-
485991	Special needs transportation .....	320	1 877	7 635	13	8	-	-	4	-	1	-	-	-
485999	All other transit & ground passenger trans ..	189	1 020	4 106	16	11	1	2	1	-	1	-	-	-
487	Scenic & sightseeing transportation .....	(C)	(D)	(D)	43	35	2	2	4	-	-	-	-	-
4872	Scenic & sightseeing transportation, water .....	229	1 367	5 572	40	32	2	2	4	-	-	-	-	-
48721	Scenic & sightseeing transportation, water ..	229	1 367	5 572	40	32	2	2	4	-	-	-	-	-
487210	Scenic & sightseeing transportation, water ..	229	1 367	5 572	40	32	2	2	4	-	-	-	-	-
488	Transportation support activities .....	4 180	30 318	119 682	376	258	45	31	26	8	5	3	-	-
4881	Air transportation support activities .....	1 582	11 967	47 313	91	48	13	10	11	5	4	-	-	-
48811	Airport operations .....	993	6 525	22 607	20	7	2	2	2	3	4	-	-	-
48819	Other air transportation support activities ..	589	5 442	24 706	71	41	11	8	9	2	-	-	-	-
488190	Other air transportation support activities ..	589	5 442	24 706	71	41	11	8	9	2	-	-	-	-
4883	Water transportation support activities .....	1 486	10 249	39 068	78	60	3	6	4	1	1	3	-	-
48832	Marine cargo handling .....	1 141	5 660	23 289	11	5	2	-	-	-	1	3	-	-
488320	Marine cargo handling .....	1 141	5 660	23 289	11	5	2	-	-	-	1	3	-	-
48833	Navigational services to shipping .....	138	2 068	7 874	27	22	-	3	-	-	-	-	-	-
488330	Navigational services to shipping .....	138	2 068	7 874	27	22	-	3	-	-	-	-	-	-
48839	Other water transportation support activities ..	170	2 365	7 141	36	31	1	2	1	1	-	-	-	-
488390	Other water transportation support activities ..	170	2 365	7 141	36	31	1	2	1	1	-	-	-	-
4884	Road transportation support activities .....	376	2 208	8 743	67	45	12	5	4	1	-	-	-	-
48841	Motor vehicle towing .....	260	1 518	5 444	56	38	11	4	3	-	-	-	-	-
488410	Motor vehicle towing .....	260	1 518	5 444	56	38	11	4	3	-	-	-	-	-
48849	Other road transportation support activities ..	116	690	3 299	11	7	1	1	1	1	-	-	-	-
488490	Other road transportation support activities ..	116	690	3 299	11	7	1	1	1	1	-	-	-	-
4885	Freight transportation arrangement .....	610	5 111	21 180	122	91	16	9	5	1	-	-	-	-
48851	Freight transportation arrangement .....	610	5 111	21 180	122	91	16	9	5	1	-	-	-	-
488510	Freight transportation arrangement .....	610	5 111	21 180	122	91	16	9	5	1	-	-	-	-
4889	Other transportation support activities .....	(C)	(D)	(D)	16	13	1	-	2	-	-	-	-	-
48899	Other transportation support activities .....	(C)	(D)	(D)	16	13	1	-	2	-	-	-	-	-
492	Couriers & messengers .....	2 588	19 768	79 271	132	95	9	7	9	2	8	2	-	-
4921	Couriers .....	2 362	17 983	71 930	71	42	5	5	8	1	8	2	-	-
49211	Couriers .....	2 362	17 983	71 930	71	42	5	5	8	1	8	2	-	-
492110	Couriers .....	2 362	17 983	71 930	71	42	5	5	8	1	8	2	-	-
4922	Local messengers & local delivery .....	226	1 785	7 341	61	53	4	2	1	1	-	-	-	-
49221	Local messengers & local delivery .....	226	1 785	7 341	61	53	4	2	1	1	-	-	-	-
492210	Local messengers & local delivery .....	226	1 785	7 341	61	53	4	2	1	1	-	-	-	-
493	Warehousing & storage .....	1 976	19 206	73 035	57	23	7	11	7	4	2	3	-	-
4931	Warehousing & storage .....	1 976	19 206	73 035	57	23	7	11	7	4	2	3	-	-
49311	General warehousing & storage .....	1 018	10 361	38 531	42	17	7	7	6	2	2	1	-	-
493110	General warehousing & storage .....	1 018	10 361	38 531	42	17	7	7	6	2	2	1	-	-
49313	Farm product warehousing & storage .....	(C)	(D)	(D)	2	-	-	-	1	-	-	-	-	-
49319	Other warehousing & storage .....	777	7 510	29 619	8	4	-	-	1	-	-	2	-	-
493190	Other warehousing & storage .....	777	7 510	29 619	8	4	-	-	1	-	-	2	-	-

See footnotes at end of table.

**Table 6. Counties—Employees, Payroll, and Establishments by Industry: 2003—Con.**

[Excludes most government employees, railroad employees, and self-employed persons. Size class 1 to 4 includes establishments with payroll, but no employees, during mid-March pay period. (D) denotes figures withheld to avoid disclosing data for individual companies; the data are included in broader industry totals. Detailed industries with 100 or more employees are shown if industry was not a (D). For explanation of terms, abbreviations, and data reliability/comparability, see introductory text]

NAICS code	Industry	Number of employees for week including March 12	Payroll (\$1,000)		Total number of establishments	Number of establishments by employment-size class								
			First quarter	Annual		1 to 4	5 to 9	10 to 19	20 to 49	50 to 99	100 to 249	250 to 499	500 to 999	1,000 or more
<b>BROWARD—Con.</b>														
<b>51</b>	<b>Information</b>	<b>18 536</b>	<b>234 707</b>	<b>949 515</b>	<b>965</b>	<b>597</b>	<b>132</b>	<b>77</b>	<b>82</b>	<b>46</b>	<b>21</b>	<b>4</b>	<b>4</b>	<b>2</b>
511	Publishing industries	4 716	67 889	307 581	189	119	30	15	10	10	3	—	—	2
5111	Newspaper, periodical, book, database publishers	3 047	29 653	117 718	135	88	23	11	3	6	3	—	—	1
51111	Newspaper publishers	2 029	18 301	72 275	24	14	6	—	1	1	1	—	—	1
511110	Newspaper publishers	2 029	18 301	72 275	24	14	6	—	1	1	1	—	—	1
51112	Periodical publishers	491	4 306	16 083	65	41	13	7	1	3	—	—	—	—
511120	Periodical publishers	491	4 306	16 083	65	41	13	7	1	3	—	—	—	—
51113	Book publishers	251	2 249	10 022	21	14	3	2	—	1	1	—	—	—
511130	Book publishers	251	2 249	10 022	21	14	3	2	—	1	1	—	—	—
51114	Database and directory publishers	247	4 469	17 867	16	12	—	1	1	1	1	—	—	—
511140	Database and directory publishers	247	4 469	17 867	16	12	—	1	1	1	1	—	—	—
5112	Software publishers	1 669	38 236	189 863	54	31	7	4	7	4	—	—	—	1
51121	Software publishers	1 669	38 236	189 863	54	31	7	4	7	4	—	—	—	1
511210	Software publishers	1 669	38 236	189 863	54	31	7	4	7	4	—	—	—	1
512	Motion picture & sound recording industries	1 636	7 993	33 748	163	117	15	7	14	8	2	—	—	—
5121	Motion picture & video industries	1 536	7 454	31 707	137	93	15	6	14	7	2	—	—	—
51211	Motion picture & video production	557	5 077	21 679	97	78	12	2	3	1	1	—	—	—
512110	Motion picture & video production	557	5 077	21 679	97	78	12	2	3	1	1	—	—	—
51213	Motion picture & video exhibition	935	2 115	9 044	26	5	1	2	11	6	1	—	—	—
512131	Motion picture theaters (except drive-ins)	935	2 115	9 044	26	5	1	2	11	6	1	—	—	—
5122	Sound recording industries	100	539	2 041	26	24	—	1	—	1	—	—	—	—
515	Broadcasting (except Internet)	1 095	19 157	72 919	45	16	6	6	12	2	3	—	—	—
5151	Radio and Television Broadcasting	(F)	(D)	(D)	43	16	6	6	11	2	2	—	—	—
51511	Radio Broadcasting	(F)	(D)	(D)	33	12	6	5	8	2	—	—	—	—
515112	Radio Stations	520	8 195	30 189	29	9	6	4	8	2	—	—	—	—
51512	Television Broadcasting	406	8 358	33 140	10	4	—	1	3	—	2	—	—	—
515120	Television Broadcasting	406	8 358	33 140	10	4	—	1	3	—	2	—	—	—
5152	Cable and Other Subscription Programming	(C)	(D)	(D)	2	—	—	—	1	—	1	—	—	—
51521	Cable and Other Subscription Programming	(C)	(D)	(D)	2	—	—	—	1	—	1	—	—	—
516	Internet Publishing and Broadcasting	438	5 685	21 966	24	13	5	2	2	1	1	—	—	—
5161	Internet Publishing and Broadcasting	438	5 685	21 966	24	13	5	2	2	1	1	—	—	—
51611	Internet Publishing and Broadcasting	438	5 685	21 966	24	13	5	2	2	1	1	—	—	—
516110	Internet Publishing and Broadcasting	438	5 685	21 966	24	13	5	2	2	1	1	—	—	—
517	Telecommunications	8 150	101 382	381 643	346	185	54	34	38	23	6	2	4	—
5171	Wired Telecommunications Carriers	3 833	54 888	185 758	146	82	16	7	21	14	4	—	2	—
51711	Wired Telecommunications Carriers	3 833	54 888	185 758	146	82	16	7	21	14	4	—	2	—
517110	Wired Telecommunications Carriers	3 833	54 888	185 758	146	82	16	7	21	14	4	—	2	—
5172	Wireless Telecommunications Carriers (except Satellite)	1 746	17 310	78 760	103	53	25	12	8	3	1	—	1	—
51721	Wireless Telecommunications Carriers (except Satellite)	1 746	17 310	78 760	103	53	25	12	8	3	1	—	1	—
517211	Paging	200	1 699	6 431	17	9	4	1	2	1	—	—	—	—
517212	Cellular and Other Wireless Telecommunications	1 546	15 611	72 329	86	44	21	11	6	2	1	—	1	—
5173	Telecommunications Resellers	262	2 070	7 646	37	22	3	10	2	—	—	—	—	—
51731	Telecommunications Resellers	262	2 070	7 646	37	22	3	10	2	—	—	—	—	—
517310	Telecommunications Resellers	262	2 070	7 646	37	22	3	10	2	—	—	—	—	—
5174	Satellite Telecommunications	161	2 276	9 059	14	6	3	2	2	1	—	—	—	—
51741	Satellite Telecommunications	161	2 276	9 059	14	6	3	2	2	1	—	—	—	—
517410	Satellite Telecommunications	161	2 276	9 059	14	6	3	2	2	1	—	—	—	—
5175	Cable and Other Program Distribution	2 112	24 514	98 292	34	12	6	3	4	5	1	2	1	—
51751	Cable and Other Program Distribution	2 112	24 514	98 292	34	12	6	3	4	5	1	2	1	—
517510	Cable and Other Program Distribution	2 112	24 514	98 292	34	12	6	3	4	5	1	2	1	—
518	Internet Service Providers, Web Search Portals, and Data Processing Serv	2 213	30 807	125 641	172	127	21	10	5	2	5	2	—	—
5181	Internet Service Providers and Web Search Portals	399	4 766	21 121	61	47	8	2	2	1	1	—	—	—
51811	Internet Service Providers and Web Search Portals	399	4 766	21 121	61	47	8	2	2	1	1	—	—	—
518111	Internet Service Providers	382	4 331	19 482	53	40	7	2	2	1	1	—	—	—
5182	Data Processing, Hosting, and Related Services	1 814	26 041	104 520	111	80	13	8	3	1	4	2	—	—
51821	Data Processing, Hosting, and Related Services	1 814	26 041	104 520	111	80	13	8	3	1	4	2	—	—
518210	Data Processing, Hosting, and Related Services	1 814	26 041	104 520	111	80	13	8	3	1	4	2	—	—
519	Other Information Services	288	1 794	6 017	26	20	1	3	1	—	1	—	—	—
5191	Other Information Services	288	1 794	6 017	26	20	1	3	1	—	1	—	—	—
51919	All Other Information Services	203	1 237	4 142	10	9	—	—	—	—	1	—	—	—
519190	All Other Information Services	203	1 237	4 142	10	9	—	—	—	—	1	—	—	—
<b>52</b>	<b>Finance &amp; insurance</b>	<b>37 090</b>	<b>492 772</b>	<b>1 965 456</b>	<b>3 568</b>	<b>2 324</b>	<b>558</b>	<b>392</b>	<b>185</b>	<b>58</b>	<b>33</b>	<b>11</b>	<b>4</b>	<b>3</b>
522	Credit intermediation & related activities	16 358	198 950	795 652	1 445	754	278	270	98	21	18	5	1	—
5221	Depository credit intermediation	8 914	101 300	381 545	520	106	143	192	56	9	12	2	—	—
52211	Commercial banking	6 117	68 156	254 868	372	83	99	135	39	7	9	—	—	—
522110	Commercial banking	6 117	68 156	254 868	372	83	99	135	39	7	9	—	—	—
52212	Savings institutions	1 875	24 327	91 503	109	10	32	49	14	1	2	1	—	—
522120	Savings institutions	1 875	24 327	91 503	109	10	32	49	14	1	2	1	—	—
52213	Credit unions	922	8 817	35 174	39	13	12	8	3	1	1	1	—	—
522130	Credit unions	922	8 817	35 174	39	13	12	8	3	1	1	1	—	—

See footnotes at end of table.

**Table 6. Counties—Employees, Payroll, and Establishments by Industry: 2003—Con.**

[Excludes most government employees, railroad employees, and self-employed persons. Size class 1 to 4 includes establishments with payroll, but no employees, during mid-March pay period. (D) denotes figures withheld to avoid disclosing data for individual companies; the data are included in broader industry totals. Detailed industries with 100 or more employees are shown if industry was not a (D). For explanation of terms, abbreviations, and data reliability/comparability, see introductory text]

NAICS code	Industry	Number of employees for week including March 12	Payroll (\$1,000)		Total number of establishments	Number of establishments by employment-size class																		
			First quarter	Annual		1 to 4	5 to 9	10 to 19	20 to 49	50 to 99	100 to 249	250 to 499	500 to 999	1,000 or more										
<b>BROWARD—Con.</b>																								
<b>52</b>	<b>Finance &amp; insurance—Con.</b>																							
	Credit intermediation & related activities—Con.																							
5222	Nondepository credit intermediation .....	3 787	56 159	236 794	501	345	72	47	27	5	4	1	—	—	—	—	—	—	—	—	—			
52222	Sales financing .....	827	15 788	64 667	58	33	9	5	9	—	2	—	—	—	—	—	—	—	—	—	—			
522220	Sales financing .....	827	15 788	64 667	58	33	9	5	9	—	2	—	—	—	—	—	—	—	—	—	—			
52229	Other nondepository credit intermediation ....	2 935	39 573	169 860	439	309	63	41	18	5	2	1	—	—	—	—	—	—	—	—	—			
522291	Consumer lending .....	197	2 254	9 053	67	49	15	3	—	—	—	—	—	—	—	—	—	—	—	—	—			
522292	Real estate credit .....	2 332	32 302	143 875	278	187	33	35	17	3	2	1	—	—	—	—	—	—	—	—	—			
522298	All oth nondepository credit intermediation .	257	1 699	7 218	75	57	14	3	1	—	—	—	—	—	—	—	—	—	—	—	—			
5223	Activities related to credit intermediation .....	3 657	41 491	177 313	424	303	63	31	15	7	2	1	—	—	—	—	—	—	—	—	—			
52231	Mortgage & nonmortgage brokers .....	1 559	12 047	55 421	282	217	35	14	10	4	1	1	—	—	—	—	—	—	—	—	—			
522310	Mortgage & nonmortgage brokers .....	1 559	12 047	55 421	282	217	35	14	10	4	1	1	—	—	—	—	—	—	—	—	—			
52232	Financial clearinghouse & reserve activities ..	1 562	25 688	108 250	37	22	2	4	3	3	1	1	—	—	—	—	—	—	—	—	—			
522320	Financial clearinghouse & reserve activities .....	1 562	25 688	108 250	37	22	2	4	3	3	1	1	—	—	—	—	—	—	—	—	—			
52239	Other credit intermediation activities .....	536	3 756	13 642	105	64	26	13	2	—	—	—	—	—	—	—	—	—	—	—	—			
522390	Other credit intermediation activities .....	536	3 756	13 642	105	64	26	13	2	—	—	—	—	—	—	—	—	—	—	—	—			
523	Security, commodity contracts & like activity .....	4 594	96 459	394 982	640	507	59	27	25	16	4	1	1	—	—	—	—	—	—	—	—			
5231	Sorty & comdty contracts intermed & brokerage .	2 893	69 994	267 413	302	215	35	18	17	13	3	1	—	—	—	—	—	—	—	—	—			
52311	Investment banking & securities dealing .....	210	5 599	21 511	42	7	1	1	1	1	—	—	—	—	—	—	—	—	—	—	—			
523110	Investment banking & securities dealing .....	210	5 599	21 511	42	7	1	1	1	—	—	—	—	—	—	—	—	—	—	—	—			
52312	Securities brokerage .....	2 406	58 783	226 402	195	135	22	9	14	11	3	1	—	—	—	—	—	—	—	—	—			
523120	Securities brokerage .....	2 406	58 783	226 402	195	135	22	9	14	11	3	1	—	—	—	—	—	—	—	—	—			
52314	Commodity contracts brokerage .....	239	5 313	17 647	27	13	3	8	2	1	—	—	—	—	—	—	—	—	—	—	—			
523140	Commodity contracts brokerage .....	239	5 313	17 647	27	13	3	8	2	1	—	—	—	—	—	—	—	—	—	—	—			
5239	Other financial investment activities .....	1 701	26 465	127 569	338	292	24	9	8	3	1	—	1	—	—	—	—	—	—	—	—			
52391	Miscellaneous intermediation .....	116	1 354	6 515	31	27	2	1	—	1	—	—	—	—	—	—	—	—	—	—	—			
523910	Miscellaneous intermediation .....	116	1 354	6 515	31	27	2	1	—	1	—	—	—	—	—	—	—	—	—	—	—			
52392	Portfolio management .....	685	12 842	67 137	70	60	7	1	1	—	—	—	—	—	—	—	—	—	—	—	—			
523920	Portfolio management .....	685	12 842	67 137	70	60	7	1	1	—	—	—	—	—	—	—	—	—	—	—	—			
52393	Investment advice .....	817	11 772	51 991	222	193	14	7	5	2	1	—	—	—	—	—	—	—	—	—	—			
523930	Investment advice .....	817	11 772	51 991	222	193	14	7	5	2	1	—	—	—	—	—	—	—	—	—	—			
524	Insurance carriers & related activities .....	16 018	196 388	770 194	1 429	1 017	216	92	62	21	11	5	2	3	—	—	—	—	—	—	—			
5241	Insurance carriers .....	9 718	117 117	449 479	239	133	34	21	23	13	6	4	2	3	—	—	—	—	—	—	—			
52411	Direct life, health, medical insurance carriers .	4 959	63 818	233 712	91	49	10	8	9	8	1	3	2	1	—	—	—	—	—	—	—			
524113	Direct life insurance carriers .....	642	7 764	30 503	48	29	7	2	5	4	1	—	—	—	—	—	—	—	—	—	—			
524114	Direct health & medical insurance carriers ..	4 317	56 054	203 209	43	20	3	6	4	4	—	3	2	1	—	—	—	—	—	—	—			
52412	Other direct insurance carriers .....	4 720	52 417	212 329	142	79	24	13	13	5	5	1	—	—	—	—	—	—	—	—	—			
524126	Direct property & casualty insurance carriers .....	4 152	45 771	185 242	80	43	11	7	8	4	4	1	—	—	—	—	—	—	—	—	—			
524127	Direct title insurance carriers .....	409	4 659	17 976	52	28	13	6	4	1	—	—	—	—	—	—	—	—	—	—	—			
524128	All other direct insurance carriers .....	159	1 987	9 111	10	8	—	—	1	—	1	—	—	—	—	—	—	—	—	—	—			
5242	Agencies & other insurance related activities ...	6 300	79 271	320 715	1 190	884	182	71	39	8	5	1	—	—	—	—	—	—	—	—	—			
52421	Insurance agencies & brokerages .....	5 140	66 750	269 309	1 055	794	165	62	24	5	4	1	—	—	—	—	—	—	—	—	—			
524210	Insurance agencies & brokerages .....	5 140	66 750	269 309	1 055	794	165	62	24	5	4	1	—	—	—	—	—	—	—	—	—			
52429	Other insurance related activities .....	1 160	12 521	51 406	135	90	17	9	15	3	1	—	—	—	—	—	—	—	—	—	—			
524291	Claims adjusting .....	429	4 720	20 000	74	56	10	2	4	2	—	—	—	—	—	—	—	—	—	—	—			
524292	Insurance & pension funds, third party admin .....	691	7 433	29 852	42	19	3	7	11	1	1	—	—	—	—	—	—	—	—	—	—			
525	Funds, trusts, & other financial vehicles (part) ....	(C)	(D)	(D)	53	45	5	3	—	—	—	—	—	—	—	—	—	—	—	—	—			
5259	Other investment pools & funds .....	(C)	(D)	(D)	53	45	5	3	—	—	—	—	—	—	—	—	—	—	—	—	—			
<b>53</b>	<b>Real estate &amp; rental &amp; leasing .....</b>	<b>17 826</b>	<b>143 986</b>	<b>597 328</b>	<b>3 030</b>	<b>2 321</b>	<b>388</b>	<b>200</b>	<b>78</b>	<b>18</b>	<b>20</b>	<b>4</b>	<b>—</b>	<b>—</b>	<b>—</b>	<b>—</b>	<b>—</b>	<b>—</b>	<b>—</b>	<b>—</b>	<b>—</b>			
531	Real estate .....	11 099	91 487	388 785	2 606	2 124	297	119	43	8	12	3	—	—	—	—	—	—	—	—	—			
5311	Lessors of real estate .....	4 236	27 910	119 661	862	650	138	51	13	5	4	1	—	—	—	—	—	—	—	—	—			
53111	Lessors of residential buildings & dwellings ...	2 209	12 896	51 439	404	272	86	34	7	2	3	—	—	—	—	—	—	—	—	—	—			
531110	Lessors of residential buildings & dwellings .	2 209	12 896	51 439	404	272	86	34	7	2	3	—	—	—	—	—	—	—	—	—	—			
53112	Lessors of nonres bldg (exc miniwarehouses) .....	1 554	12 299	54 740	301	250	30	10	6	3	1	—	—	—	—	—	—	—	—	—	—			
531120	Lessors of nonres bldg (exc miniwarehouses) .....	1 554	12 299	54 740	301	250	30	10	6	3	1	—	—	—	—	—	—	—	—	—	—			
53113	Lessors of miniwarehouses & self storage units .....	217	973	5 636	81	71	8	2	—	—	—	—	—	—	—	—	—	—	—	—	—			
531130	Lessors of miniwarehouses & self storage units .....	217	973	5 636	81	71	8	2	—	—	—	—	—	—	—	—	—	—	—	—	—			
53119	Lessors of other real estate property .....	256	1 742	7 846	76	57	14	5	—	—	—	—	—	—	—	—	—	—	—	—	—			
531190	Lessors of other real estate property .....	256	1 742	7 846	76	57	14	5	—	—	—	—	—	—	—	—	—	—	—	—	—			
5312	Offices of real estate agents & brokers .....	2 829	34 632	142 301	1 017	902	76	28	6	1	4	—	—	—	—	—	—	—	—	—	—			
53121	Offices of real estate agents & brokers .....	2 829	34 632	142 301	1 017	902	76	28	6	1	4	—	—	—	—	—	—	—	—	—	—			
531210	Offices of real estate agents & brokers .....	2 829	34 632	142 301	1 017	902	76	28	6	1	4	—	—	—	—	—	—	—	—	—	—			
5313	Activities related to real estate .....	4 034	28 945	126 823	727	572	83	40	24	2	4													

**Table 6. Counties—Employees, Payroll, and Establishments by Industry: 2003—Con.**

[Excludes most government employees, railroad employees, and self-employed persons. Size class 1 to 4 includes establishments with payroll, but no employees, during mid-March pay period. (D) denotes figures withheld to avoid disclosing data for individual companies; the data are included in broader industry totals. Detailed industries with 100 or more employees are shown if industry was not a (D). For explanation of terms, abbreviations, and data reliability/comparability, see introductory text]

NAICS code	Industry	Number of employees for week including March 12	Payroll (\$1,000)		Total number of establishments	Number of establishments by employment-size class									
			First quarter	Annual		1 to 4	5 to 9	10 to 19	20 to 49	50 to 99	100 to 249	250 to 499	500 to 999	1,000 or more	
<b>BROWARD—Con.</b>															
<b>53</b>	<b>Real estate &amp; rental &amp; leasing—Con.</b>														
	Rental & leasing services—Con.														
532	General rental centers . . . . .	257	2 066	8 999	30	16	7	4	2	1	—	—	—	—	
53231	General rental centers . . . . .	257	2 066	8 999	30	16	7	4	2	1	—	—	—	—	
532310	General rental centers . . . . .	257	2 066	8 999	30	16	7	4	2	1	—	—	—	—	
5324	Commercial, industrial equip rental & leasing . . .	1 252	13 581	52 128	98	46	20	12	15	3	2	—	—	—	
53241	Const, trans, mining equip rental & leasing . . .	500	6 444	24 302	33	16	3	6	6	—	2	—	—	—	
532412	Const, mining, forestry equip rental & leasing . . . . .	472	5 606	20 689	23	8	2	5	6	—	2	—	—	—	
53249	Oth commercial, industrial equip rental, lease . . . . .	722	6 865	26 880	57	24	15	6	9	3	—	—	—	—	
532490	Oth commercial, industrial equip rental, lease . . . . .	722	6 865	26 880	57	24	15	6	9	3	—	—	—	—	
533	Lessors of other nonfinancial intangible asset . . . . .	114	973	4 846	16	9	1	5	1	—	—	—	—	—	
5331	Lessors of other nonfinancial intangible asset . . .	114	973	4 846	16	9	1	5	1	—	—	—	—	—	
53311	Lessors of other nonfinancial intangible asset . . .	114	973	4 846	16	9	1	5	1	—	—	—	—	—	
533110	Lessors of other nonfinancial intangible asset . . . . .	114	973	4 846	16	9	1	5	1	—	—	—	—	—	
<b>54</b>	<b>Professional, scientific &amp; technical services</b>	<b>39 892</b>	<b>410 608</b>	<b>1 869 978</b>	<b>8 224</b>	<b>6 478</b>	<b>918</b>	<b>458</b>	<b>264</b>	<b>70</b>	<b>31</b>	<b>4</b>	<b>1</b>	<b>—</b>	
541	Professional, scientific & technical services . . . . .	39 892	410 608	1 869 978	8 224	6 478	918	458	264	70	31	4	1	—	
5411	Legal services . . . . .	10 597	126 252	649 601	2 256	1 760	282	119	66	22	7	—	—	—	
54111	Offices of lawyers . . . . .	9 439	116 748	602 868	2 059	1 632	247	97	56	21	6	—	—	—	
541110	Offices of lawyers . . . . .	9 439	116 748	602 868	2 059	1 632	247	97	56	21	6	—	—	—	
54119	Other legal services . . . . .	1 158	9 504	46 733	197	128	35	22	10	1	1	—	—	—	
541191	Title abstract & settlement offices . . . . .	1 001	8 095	40 710	148	86	32	19	9	1	1	—	—	—	
541199	All other legal services . . . . .	157	1 409	6 023	49	42	3	3	1	—	—	—	—	—	
5412	Accounting, tax prep, bookkeep, payroll services . . . . .	6 696	51 179	217 762	1 210	944	134	68	49	9	3	3	—	—	
54121	Accounting, tax prep, bookkeep, payroll services . . . . .	6 696	51 179	217 762	1 210	944	134	68	49	9	3	3	—	—	
541211	Offices of certified public accountants . . . . .	2 707	28 148	129 237	636	511	75	27	16	6	—	1	—	—	
541213	Tax preparation services . . . . .	1 147	3 059	7 223	134	70	22	22	—	—	—	—	—	—	
541214	Payroll services . . . . .	1 310	9 522	34 939	26	11	4	2	1	2	2	—	—	—	
541219	Other accounting services . . . . .	1 532	10 450	46 363	414	352	35	15	9	2	1	—	—	—	
5413	Architectural, engineering & related services . . .	5 137	55 018	242 749	728	483	128	59	40	12	6	—	—	—	
54131	Architectural services . . . . .	773	8 042	35 930	190	142	32	8	7	1	—	—	—	—	
541310	Architectural services . . . . .	773	8 042	35 930	190	142	32	8	7	1	—	—	—	—	
54132	Landscape architectural services . . . . .	317	2 833	13 233	50	37	8	2	2	—	1	—	—	—	
541320	Landscape architectural services . . . . .	317	2 833	13 233	50	37	8	2	2	—	1	—	—	—	
54133	Engineering services . . . . .	3 086	36 520	160 914	332	202	61	37	18	9	5	—	—	—	
541330	Engineering services . . . . .	3 086	36 520	160 914	332	202	61	37	18	9	5	—	—	—	
54135	Building inspection services . . . . .	157	885	4 114	52	46	2	2	2	—	—	—	—	—	
541350	Building inspection services . . . . .	157	885	4 114	52	46	2	2	2	—	—	—	—	—	
54137	Surveying, mapping (exc geophysical) services . . . . .	514	4 262	18 199	51	23	13	6	8	1	—	—	—	—	
541370	Surveying, mapping (exc geophysical) services . . . . .	514	4 262	18 199	51	23	13	6	8	1	—	—	—	—	
54138	Testing laboratories . . . . .	220	1 750	7 207	27	10	12	3	1	1	—	—	—	—	
541380	Testing laboratories . . . . .	220	1 750	7 207	27	10	12	3	1	1	—	—	—	—	
5414	Specialized design services . . . . .	1 029	7 588	34 089	418	369	31	14	3	1	—	—	—	—	
54141	Interior design services . . . . .	537	4 468	20 697	202	174	18	8	1	1	—	—	—	—	
541410	Interior design services . . . . .	537	4 468	20 697	202	174	18	8	1	1	—	—	—	—	
54143	Graphic design services . . . . .	426	2 799	11 765	177	157	13	5	2	—	—	—	—	—	
541430	Graphic design services . . . . .	426	2 799	11 765	177	157	13	5	2	—	—	—	—	—	
5415	Computer systems design & related services . . .	3 956	58 499	238 910	873	713	68	49	28	12	3	—	—	—	
54151	Computer systems design & related services . . .	3 956	58 499	238 910	873	713	68	49	28	12	3	—	—	—	
541511	Custom computer programming services . . . . .	1 956	31 047	123 734	381	315	28	20	9	6	3	—	—	—	
541512	Computer systems design services . . . . .	1 471	20 173	86 230	331	264	31	17	14	5	—	—	—	—	
541513	Computer facilities management services . . . . .	212	3 252	13 698	33	24	1	5	2	1	—	—	—	—	
541519	Other computer related services . . . . .	317	4 027	15 248	128	110	8	7	3	—	—	—	—	—	
5416	Management, sci & tech consulting services . . . . .	5 506	54 803	249 996	1 537	1 337	112	47	30	4	6	—	1	—	
54161	Management consulting services . . . . .	4 995	51 070	232 245	1 341	1 169	92	42	28	4	5	—	—	—	
541611	Admin & gen management consulting services . . . . .	2 747	28 985	127 828	714	631	48	23	6	2	3	—	1	—	
541612	Human res & exec search consulting services . . . . .	986	9 473	41 576	175	137	13	10	12	2	1	—	—	—	
541613	Marketing consulting services . . . . .	934	9 072	48 211	323	289	20	7	6	—	1	—	—	—	
541614	Process, phys dist & log consulting services . . . . .	201	2 475	9 548	74	62	9	—	3	—	—	—	—	—	
541618	Other management consulting services . . . . .	127	1 065	5 082	55	50	2	2	1	—	—	—	—	—	
54162	Environmental consulting services . . . . .	161	1 385	5 982	47	33	10	3	1	—	—	—	—	—	
541620	Environmental consulting services . . . . .	161	1 385	5 982	47	33	10	3	1	—	—	—	—	—	
54169	Oth scientific & technical consulting services . . . . .	350	2 348	11 769	149	135	10	2	1	—	1	—	—	—	
541690	Oth scientific & technical consulting services . . . . .	350	2 348	11 769	149	135	10	2	1	—	1	—	—	—	
5417	Scientific R&D services . . . . .	350	6 762	26 595	53	39	6	3	4	1	—	—	—	—	
54171	R&D in physical, engineering & life sciences . . .	336	6 665	25 970	47	34	5	3	4	1	—	—	—	—	
541710	R&D in physical, engineering & life sciences . . . . .	336	6 665	25 970	47	34	5	3	4	1	—	—	—	—	
5418	Advertising & related services . . . . .	3 062	26 597	106 796	445	328	61	31	16	4	4	1	—	—	
54181	Advertising agencies . . . . .	1 034	12 255	48 897	139	101	18	11	8	—	—	1	—	—	
541810	Advertising agencies . . . . .	1 034	12 255	48 897	139	101	18	11	8	—	—	1	—	—	
54182	Public relations agencies . . . . .	169	1 533	7 087	52	38	8	6	—	—	—	—	—	—	
541820	Public relations agencies . . . . .	169	1 533	7 087	52	38	8	6	—	—	—	—	—	—	
54184	Media representatives . . . . .	184	2 163	7 665	34	23	7	1	2	1	—	—	—	—	
541840	Media representatives . . . . .	184	2 163	7 665	34	23	7	1	2	1	—	—	—	—	
54185	Display advertising . . . . .	412	1 878	8 784	32	24	3	2	1	1	1	—	—	—	
541850	Display advertising . . . . .	412	1 878	8 784	32	24	3	2	1	1	1	—	—	—	
54186	Direct mail advertising . . . . .	698	5 483	19 953	46	28	7	3	4	2	2	—	—	—	
541860	Direct mail advertising . . . . .	698	5 483	19 953	46	28	7	3	4	2	2	—	—	—	

See footnotes at end of table.

**Table 6. Counties—Employees, Payroll, and Establishments by Industry: 2003—Con.**

[Excludes most government employees, railroad employees, and self-employed persons. Size class 1 to 4 includes establishments with payroll, but no employees, during mid-March pay period. (D) denotes figures withheld to avoid disclosing data for individual companies; the data are included in broader industry totals. Detailed industries with 100 or more employees are shown if industry was not a (D). For explanation of terms, abbreviations, and data reliability/comparability, see introductory text]

NAICS code	Industry	Number of employees for week including March 12	Payroll (\$1,000)		Total number of establishments	Number of establishments by employment-size class									
			First quarter	Annual		1 to 4	5 to 9	10 to 19	20 to 49	50 to 99	100 to 249	250 to 499	500 to 999	1,000 or more	
<b>BROWARD—Con.</b>															
<b>54</b>	<b>Professional, scientific &amp; technical services—Con.</b>														
541	Professional, scientific & technical services—Con.														
5418	Advertising & related services—Con.														
54189	Other services related to advertising .....	513	2 922	12 695	116	90	17	8	—	—	1	—	—	—	
541890	Other services related to advertising .....	513	2 922	12 695	116	90	17	8	—	—	1	—	—	—	
5419	Oth professional, scientific, technical services ..	3 559	23 910	103 480	704	505	96	68	28	5	2	—	—	—	
54191	Marketing research & public opinion polling ..	330	3 972	12 101	46	29	8	3	5	1	—	—	—	—	
541910	Marketing research & public opinion polling .....	330	3 972	12 101	46	29	8	3	5	1	—	—	—	—	
54192	Photographic services .....	560	2 579	11 083	146	115	7	—	—	—	—	—	—	—	
541921	Photography studios, portrait .....	397	1 513	6 533	104	81	15	3	5	—	—	—	—	—	
541922	Commercial photography .....	163	1 066	4 550	42	34	2	—	—	—	—	—	—	—	
54194	Veterinary services .....	1 538	8 417	37 205	155	50	43	49	11	1	1	—	—	—	
541940	Veterinary services .....	1 538	8 417	37 205	155	50	43	49	11	1	1	—	—	—	
54199	All oth prof, scientific & technical services ....	1 100	8 820	42 491	327	281	26	11	5	3	1	—	—	—	
541990	All oth prof, scientific & technical services ..	1 100	8 820	42 491	327	281	26	11	5	3	1	—	—	—	
<b>55</b>	<b>Management of companies &amp; enterprises .</b>	<b>13 099</b>	<b>206 604</b>	<b>866 635</b>	<b>283</b>	<b>112</b>	<b>42</b>	<b>36</b>	<b>37</b>	<b>22</b>	<b>23</b>	<b>6</b>	<b>4</b>	<b>1</b>	
551	Management of companies & enterprises .....	13 099	206 604	866 635	283	112	42	36	37	22	23	6	4	1	
5511	Management of companies & enterprises .....	13 099	206 604	866 635	283	112	42	36	37	22	23	6	4	1	
55111	Management of companies & enterprises .....	13 099	206 604	866 635	283	112	42	36	37	22	23	6	4	1	
551112	Offices of other holding companies .....	623	9 058	84 368	74	56	6	7	3	1	1	—	—	—	
551114	Corp, subsidiary & regional managing offices .....	12 460	197 435	781 882	203	52	34	29	34	21	22	6	4	1	
<b>56</b>	<b>Admin, support, waste mgt, remediation services .....</b>	<b>68 140</b>	<b>416 204</b>	<b>1 705 182</b>	<b>3 538</b>	<b>2 393</b>	<b>426</b>	<b>258</b>	<b>229</b>	<b>104</b>	<b>81</b>	<b>32</b>	<b>9</b>	<b>6</b>	
561	Administrative & support services .....	65 728	394 293	1 619 534	3 460	2 365	413	248	215	96	78	30	9	6	
5611	Office administrative services .....	4 823	48 685	202 161	361	266	32	26	15	14	4	2	2	—	
56111	Office administrative services .....	4 823	48 685	202 161	361	266	32	26	15	14	4	2	2	—	
561110	Office administrative services .....	4 823	48 685	202 161	361	266	32	26	15	14	4	2	2	—	
5612	Facilities support services .....	151	1 485	6 614	20	15	1	2	1	1	—	—	—	—	
56121	Facilities support services .....	151	1 485	6 614	20	15	1	2	1	1	—	—	—	—	
561210	Facilities support services .....	151	1 485	6 614	20	15	1	2	1	1	—	—	—	—	
5613	Employment services .....	20 568	128 184	514 264	273	102	26	25	39	36	31	8	4	2	
56131	Employment placement agencies .....	1 736	7 655	31 951	77	51	11	5	4	3	2	—	1	—	
561310	Employment placement agencies .....	1 736	7 655	31 951	77	51	11	5	4	3	2	—	1	—	
56132	Temporary help services .....	13 555	86 561	341 535	165	35	11	16	33	30	29	7	3	1	
561320	Temporary help services .....	13 555	86 561	341 535	165	35	11	16	33	30	29	7	3	1	
56133	Employee leasing services .....	5 277	33 968	140 778	31	16	4	2	3	3	—	1	—	1	
561330	Employee leasing services .....	5 277	33 968	140 778	31	16	4	2	3	3	—	1	—	1	
5614	Business support services .....	9 777	54 358	226 511	459	331	41	30	31	10	9	5	—	2	
56141	Document preparation services .....	296	1 815	8 256	54	47	4	1	1	—	1	—	—	—	
561410	Document preparation services .....	296	1 815	8 256	54	47	4	1	1	—	1	—	—	—	
56142	Telephone call centers .....	7 045	37 335	156 080	72	41	3	4	9	4	4	5	—	2	
561421	Telephone answering services .....	1 101	7 318	34 011	25	13	—	3	6	—	1	2	—	—	
561422	Telemarketing bureaus .....	5 944	30 017	122 069	47	28	3	1	3	4	3	3	—	2	
56143	Business service centers .....	689	3 524	14 240	88	55	10	13	9	—	1	—	—	—	
561431	Private mail centers .....	312	889	3 968	46	37	4	1	3	—	1	—	—	—	
561439	Oth business service centers (incl copy shops) .....	377	2 635	10 272	42	18	6	12	6	—	—	—	—	—	
56144	Collection agencies .....	1 058	6 936	27 757	65	36	9	5	8	4	3	—	—	—	
561440	Collection agencies .....	1 058	6 936	27 757	65	36	9	5	8	4	3	—	—	—	
56149	Other business support services .....	611	4 100	17 537	164	142	12	4	4	2	—	—	—	—	
561491	Repossession services .....	101	754	3 007	12	6	3	2	1	—	—	—	—	—	
561492	Court reporting & stenotype services .....	230	1 545	6 204	116	106	8	1	1	—	—	—	—	—	
561499	All other business support services .....	280	1 801	8 326	36	30	1	1	2	2	—	—	—	—	
5615	Travel arrangement & reservation services .....	8 391	60 141	250 340	343	218	62	25	19	5	9	4	—	1	
56151	Travel agencies .....	5 811	40 797	167 664	240	167	43	12	9	3	4	1	—	1	
561510	Travel agencies .....	5 811	40 797	167 664	240	167	43	12	9	3	4	1	—	1	
56152	Tour operators .....	1 203	8 358	32 217	59	30	12	6	7	—	3	1	—	—	
561520	Tour operators .....	1 203	8 358	32 217	59	30	12	6	7	—	3	1	—	—	
56159	Oth travel arrangement & reservation services .....	1 377	10 986	50 459	44	21	7	7	3	2	2	2	—	—	
5616	Investigation & security services .....	7 173	37 175	153 215	276	159	37	25	29	10	7	8	1	—	
56161	Investigation, guard & armored car services ..	5 975	28 024	115 750	165	96	12	20	7	5	8	1	—	—	
561612	Security guards & patrol services .....	4 940	22 765	95 495	63	20	4	7	14	6	4	7	1	—	
56162	Security systems services .....	1 198	9 151	37 465	111	63	21	13	9	3	2	—	—	—	
561621	Security systems services (except locksmiths) .....	1 047	8 336	34 011	65	29	12	10	9	3	2	—	—	—	
561622	Locksmiths .....	151	815	3 454	46	34	9	3	—	—	—	—	—	—	
5617	Services to buildings & dwellings .....	12 571	50 264	211 095	1 488	1 098	186	99	70	18	11	3	2	1	
56171	Exterminating & pest control services .....	1 254	7 348	31 306	169	123	21	10	13	1	—	1	—	—	
561710	Exterminating & pest control services .....	1 254	7 348	31 306	169	123	21	10	13	1	—	1	—	—	
56172	Janitorial services .....	6 644	21 615	87 918	405	279	50	30	23	13	5	2	2	1	
561720	Janitorial services .....	6 644	21 615	87 918	405	279	50	30	23	13	5	2	2	1	
56173	Landscaping services .....	3 692	16 078	69 213	633	466	87	46	25	3	6	—	—	—	
561730	Landscaping services .....	3 692	16 078	69 213	633	466	87	46	25	3	6	—	—	—	
56174	Carpet & upholstery cleaning services .....	360	2 402	9 604	87	68	11	4	—	—	—	—	—	—	
561740	Carpet & upholstery cleaning services .....	360	2 402	9 604	87	68	11	4	—	—	—	—	—	—	
56179	Other services to buildings & dwellings .....	621	2 821	13 054	194	162	17	9	5	1	—	—	—	—	
561790	Other services to buildings & dwellings .....	621	2 821	13 054	194	162	17	9	5	1	—	—	—	—	
5619	Other support services .....	2 274	14 001	55 334	240	176	28	16	11	2	7	—	—	—	
56192	Convention & trade show organizers .....	982	5 891	21 934	59	35	11	7	2	1	3	—	—	—	
561920	Convention & trade show organizers .....	982	5 891	21 934	59	35	11	7	2	1	3	—	—	—	
56199	All other support services .....	1 217	7 665	30 351	167	130	17	7	8	1	4	—	—	—	
561990	All other support services .....	1 217	7 665	30 351	167	130	17	7	8	1	4	—	—	—	

See footnotes at end of table.

**Table 6. Counties—Employees, Payroll, and Establishments by Industry: 2003—Con.**

[Excludes most government employees, railroad employees, and self-employed persons. Size class 1 to 4 includes establishments with payroll, but no employees, during mid-March pay period. (D) denotes figures withheld to avoid disclosing data for individual companies; the data are included in broader industry totals. Detailed industries with 100 or more employees are shown if industry was not a (D). For explanation of terms, abbreviations, and data reliability/comparability, see introductory text]

NAICS code	Industry	Number of employees for week including March 12	Payroll (\$1,000)		Total number of establishments	Number of establishments by employment-size class									
			First quarter	Annual		1 to 4	5 to 9	10 to 19	20 to 49	50 to 99	100 to 249	250 to 499	500 to 999	1,000 or more	
<b>BROWARD—Con.</b>															
<b>56</b>	<b>Admin, support, waste mgmt, remediation services—Con.</b>														
562	Waste management & remediation services .....	2 412	21 911	85 648	78	28	13	10	14	8	3	2	—	—	
5621	Waste collection .....	1 422	12 541	49 705	30	12	6	4	2	1	3	2	—	—	
56211	Waste collection .....	1 422	12 541	49 705	30	12	6	4	2	1	3	2	—	—	
562111	Solid waste collection .....	1 378	12 265	48 598	21	6	5	2	2	1	3	2	—	—	
5622	Waste treatment & disposal .....	273	3 502	11 867	8	2	—	1	2	3	—	—	—	—	
56221	Waste treatment & disposal .....	273	3 502	11 867	8	2	—	1	2	3	—	—	—	—	
5629	Remediation & oth waste management services .....	717	5 868	24 076	40	14	7	5	10	4	—	—	—	—	
56291	Remediation services .....	244	2 393	9 914	16	6	3	3	3	1	—	—	—	—	
562910	Remediation services .....	244	2 393	9 914	16	6	3	3	3	1	—	—	—	—	
56292	Materials recovery facilities .....	174	913	3 631	9	2	2	2	2	1	—	—	—	—	
562920	Materials recovery facilities .....	174	913	3 631	9	2	2	2	2	1	—	—	—	—	
56299	All other waste management services .....	299	2 562	10 531	15	6	2	—	5	2	—	—	—	—	
562998	All other miscellaneous waste management .....	209	1 815	7 429	6	1	—	—	3	2	—	—	—	—	
<b>61</b>	<b>Educational services .....</b>	<b>13 699</b>	<b>87 702</b>	<b>385 070</b>	<b>555</b>	<b>300</b>	<b>73</b>	<b>61</b>	<b>82</b>	<b>20</b>	<b>15</b>	<b>3</b>	—	<b>1</b>	
611	Educational services .....	13 699	87 702	385 070	555	300	73	61	82	20	15	3	—	1	
6111	Elementary & secondary schools .....	4 635	29 409	118 947	114	17	13	14	47	14	7	2	—	—	
61111	Elementary & secondary schools .....	4 635	29 409	118 947	114	17	13	14	47	14	7	2	—	—	
611110	Elementary & secondary schools .....	4 635	29 409	118 947	114	17	13	14	47	14	7	2	—	—	
6112	Junior colleges .....	450	1 427	14 140	4	1	—	—	—	—	3	—	—	—	
61121	Junior colleges .....	450	1 427	14 140	4	1	—	—	—	—	3	—	—	—	
611210	Junior colleges .....	450	1 427	14 140	4	1	—	—	—	—	3	—	—	—	
6113	Colleges, universities & professional schools .....	5 349	39 403	178 347	16	7	1	1	2	—	4	—	—	1	
61131	Colleges, universities & professional schools .....	5 349	39 403	178 347	16	7	1	1	2	—	4	—	—	1	
611310	Colleges, universities & professional schools .....	5 349	39 403	178 347	16	7	1	1	2	—	4	—	—	1	
6114	Business schools & computer & mgt training .....	363	3 167	14 023	62	48	5	4	3	2	—	—	—	—	
61142	Computer training .....	243	2 315	10 266	22	15	1	2	2	2	—	—	—	—	
611420	Computer training .....	243	2 315	10 266	22	15	1	2	2	2	—	—	—	—	
6115	Technical & trade schools .....	966	6 932	29 126	62	28	14	9	8	2	—	1	—	—	
61151	Technical & trade schools .....	966	6 932	29 126	62	28	14	9	8	2	—	1	—	—	
611512	Flight training .....	131	729	3 025	15	8	3	2	2	—	—	—	—	—	
611519	Other technical & trade schools .....	725	5 724	23 959	36	16	7	5	6	1	—	1	—	—	
6116	Other schools & instruction .....	1 688	6 048	25 468	257	169	35	30	21	2	—	—	—	—	
61161	Fine arts schools .....	330	908	3 571	61	39	10	8	4	—	—	—	—	—	
611610	Fine arts schools .....	330	908	3 571	61	39	10	8	4	—	—	—	—	—	
61162	Sports & recreation instruction .....	432	1 605	7 480	107	80	16	8	3	—	—	—	—	—	
611620	Sports & recreation instruction .....	432	1 605	7 480	107	80	16	8	3	—	—	—	—	—	
61163	Language schools .....	210	1 212	4 598	20	9	2	5	4	—	—	—	—	—	
611630	Language schools .....	210	1 212	4 598	20	9	2	5	4	—	—	—	—	—	
61169	All other schools & instruction .....	716	2 323	9 819	69	41	7	9	10	2	—	—	—	—	
611691	Exam preparation & tutoring .....	529	1 028	4 533	41	21	6	4	8	2	—	—	—	—	
611699	All other miscellaneous schools & instruction .....	159	1 209	4 984	21	15	1	3	2	—	—	—	—	—	
6117	Educational support services .....	248	1 316	5 019	40	30	5	3	1	—	1	—	—	—	
61171	Educational support services .....	248	1 316	5 019	40	30	5	3	1	—	1	—	—	—	
611710	Educational support services .....	248	1 316	5 019	40	30	5	3	1	—	1	—	—	—	
<b>62</b>	<b>Health care and social assistance .....</b>	<b>83 272</b>	<b>735 684</b>	<b>3 247 578</b>	<b>5 156</b>	<b>2 823</b>	<b>1 111</b>	<b>661</b>	<b>356</b>	<b>87</b>	<b>79</b>	<b>19</b>	<b>14</b>	<b>6</b>	
621	Ambulatory health care services .....	37 271	374 910	1 664 488	4 299	2 550	952	476	230	40	38	10	3	—	
6211	Offices of physicians .....	13 493	211 143	974 816	1 854	1 021	441	254	120	11	5	2	—	—	
62111	Offices of physicians .....	13 493	211 143	974 816	1 854	1 021	441	254	120	11	5	2	—	—	
621111	Offices of physicians (exc mental health) .....	13 231	207 886	959 551	1 756	938	429	252	119	11	5	2	—	—	
621112	Offices of physicians, mental health .....	262	3 257	15 265	98	83	12	2	1	—	—	—	—	—	
6212	Offices of dentists .....	4 640	35 893	160 824	783	367	287	110	17	2	—	—	—	—	
62121	Offices of dentists .....	4 640	35 893	160 824	783	367	287	110	17	2	—	—	—	—	
621210	Offices of dentists .....	4 640	35 893	160 824	783	367	287	110	17	2	—	—	—	—	
6213	Offices of other health practitioners .....	4 210	25 322	113 922	1 156	938	144	53	14	3	4	—	—	—	
62131	Offices of chiropractors .....	1 090	6 070	28 860	333	262	55	14	2	—	—	—	—	—	
621310	Offices of chiropractors .....	1 090	6 070	28 860	333	262	55	14	2	—	—	—	—	—	
62132	Offices of optometrists .....	591	3 294	14 580	149	103	34	9	3	—	—	—	—	—	
621320	Offices of optometrists .....	591	3 294	14 580	149	103	34	9	3	—	—	—	—	—	
62133	Offices of other mental health practitioners .....	694	3 806	16 216	205	183	9	7	3	2	1	—	—	—	
621330	Offices of other mental health practitioners .....	694	3 806	16 216	205	183	9	7	3	2	1	—	—	—	
62134	Offices of PT, OT, speech therapy & audiology .....	1 178	8 108	35 768	201	162	18	12	5	1	3	—	—	—	
621340	Offices of PT, OT, speech therapy & audiology .....	1 178	8 108	35 768	201	162	18	12	5	1	3	—	—	—	
62139	Offices of all other health practitioners .....	657	4 044	18 498	268	228	11	1	—	—	—	—	—	—	
621391	Offices of podiatrists .....	335	1 944	8 701	97	73	19	5	—	—	—	—	—	—	
621399	Offices of all other misc health practitioners .....	322	2 100	9 797	171	155	9	6	1	—	—	—	—	—	
6214	Outpatient care centers .....	2 220	16 726	66 921	155	70	20	27	30	5	3	—	—	—	
62142	Outpatient mental health, substance abuse ctrs .....	577	3 416	15 242	37	21	4	3	6	1	2	—	—	—	
621420	Outpatient mental health, substance abuse ctrs .....	577	3 416	15 242	37	21	4	3	6	1	2	—	—	—	
62149	Other outpatient care centers .....	1 599	13 067	50 693	111	46	15	21	24	4	1	—	—	—	
621492	Kidney dialysis centers .....	518	4 438	15 295	22	2	1	4	15	—	—	—	—	—	
621493	Freestanding ambulatory surgery, emergency ctr .....	489	3 729	15 985	18	7	3	2	2	3	1	—	—	—	
621498	All other outpatient care centers .....	553	4 300	17 518	66	35	9	15	6	1	—	—	—	—	
6215	Medical & diagnostic laboratories .....	2 485	25 875	98 255	114	59	28	11	11	—	2	2	1	—	
62151	Medical & diagnostic laboratories .....	2 485	25 875	98 255	114	59	28	11	11	—	2	2	1	—	
621511	Medical laboratories .....	1 764	19 934	73 314	41	21	7	3	7	—	—	2	1	—	
621512	Diagnostic Imaging centers .....	721	5 941	24 941	73	38	21	8	4	—	2	—	—	—	

See footnotes at end of table.



**Table 6. Counties—Employees, Payroll, and Establishments by Industry: 2003—Con.**

[Excludes most government employees, railroad employees, and self-employed persons. Size class 1 to 4 includes establishments with payroll, but no employees, during mid-March pay period. (D) denotes figures withheld to avoid disclosing data for individual companies; the data are included in broader industry totals. Detailed industries with 100 or more employees are shown if industry was not a (D). For explanation of terms, abbreviations, and data reliability/comparability, see introductory text]

NAICS code	Industry	Number of employees for week including March 12	Payroll (\$1,000)		Total number of establishments	Number of establishments by employment-size class								
			First quarter	Annual		1 to 4	5 to 9	10 to 19	20 to 49	50 to 99	100 to 249	250 to 499	500 to 999	1,000 or more
<b>BROWARD—Con.</b>														
<b>62</b>	<b>Health care and social assistance—Con.</b>													
	Ambulatory health care services—Con.													
621	Home health care services . . . . .	9 082	50 846	212 511	179	70	18	16	30	18	19	6	2	—
62161	Home health care services . . . . .	9 082	50 846	212 511	179	70	18	16	30	18	19	6	2	—
621610	Home health care services . . . . .	9 082	50 846	212 511	179	70	18	16	30	18	19	6	2	—
6219	Other ambulatory health care services . . . . .	1 141	9 105	37 239	58	25	14	5	8	1	5	—	—	—
62191	Ambulance services . . . . .	493	3 052	11 828	8	2	1	1	1	—	3	—	—	—
621910	Ambulance services . . . . .	493	3 052	11 828	8	2	1	1	1	—	3	—	—	—
62199	All other ambulatory health care services . . . . .	648	6 053	25 411	50	23	13	4	7	1	2	—	—	—
622	Hospitals . . . . .	24 475	263 935	1 062 635	30	6	1	2	—	1	1	3	11	5
6221	General medical & surgical hospitals . . . . .	23 062	252 208	1 017 055	19	2	1	—	—	—	—	—	11	5
62211	General medical & surgical hospitals . . . . .	23 062	252 208	1 017 055	19	2	1	—	—	—	—	—	11	5
622110	General medical & surgical hospitals . . . . .	23 062	252 208	1 017 055	19	2	1	—	—	—	—	—	11	5
6222	Psychiatric & substance abuse hospitals . . . . .	(C)	(D)	(D)	2	—	—	—	—	1	1	—	—	—
62221	Psychiatric & substance abuse hospitals . . . . .	(C)	(D)	(D)	2	—	—	—	—	1	1	—	—	—
6223	Other specialty hospitals . . . . .	(G)	(D)	(D)	9	4	—	2	—	—	—	3	—	—
62231	Other specialty hospitals . . . . .	(G)	(D)	(D)	9	4	—	2	—	—	—	3	—	—
623	Nursing & residential care facilities . . . . .	10 130	54 747	222 953	255	68	46	44	40	27	25	5	—	—
6231	Nursing care facilities . . . . .	4 905	29 303	126 787	55	13	—	5	7	11	17	2	—	—
62311	Nursing care facilities . . . . .	4 905	29 303	126 787	55	13	—	5	7	11	17	2	—	—
623110	Nursing care facilities . . . . .	4 905	29 303	126 787	55	13	—	5	7	11	17	2	—	—
6232	Residential mental retardation, health facil . . . . .	1 377	7 816	31 271	64	11	20	19	10	2	1	1	—	—
62321	Residential mental retardation facilities . . . . .	793	3 954	16 398	48	8	16	16	6	1	1	—	—	—
623210	Residential mental retardation facilities . . . . .	793	3 954	16 398	48	8	16	16	6	1	1	—	—	—
62322	Residential mental health, subst abuse facil . . . . .	584	3 862	14 873	16	3	4	3	4	1	—	1	—	—
623220	Residential mental health, subst abuse facil . . . . .	584	3 862	14 873	16	3	4	3	4	1	—	1	—	—
6233	Community care facilities for the elderly . . . . .	3 221	14 285	51 674	108	40	17	14	16	14	5	2	—	—
62331	Community care facilities for the elderly . . . . .	3 221	14 285	51 674	108	40	17	14	16	14	5	2	—	—
623311	Continuing care retirement communities . . . . .	1 129	5 579	22 330	22	7	2	2	7	2	—	2	—	—
623312	Homes for the elderly . . . . .	2 092	8 706	29 344	86	33	15	12	9	12	5	—	—	—
6239	Other residential care facilities . . . . .	627	3 343	13 221	28	4	9	6	7	—	2	—	—	—
62399	Other residential care facilities . . . . .	627	3 343	13 221	28	4	9	6	7	—	2	—	—	—
623990	Other residential care facilities . . . . .	627	3 343	13 221	28	4	9	6	7	—	2	—	—	—
624	Social assistance . . . . .	11 396	42 092	297 502	572	199	112	139	86	19	15	1	—	1
6241	Individual & family services . . . . .	2 722	14 726	64 035	183	102	22	26	20	6	6	1	—	—
62411	Child & youth services . . . . .	647	3 610	18 302	33	16	3	7	2	3	2	—	—	—
624110	Child & youth services . . . . .	647	3 610	18 302	33	16	3	7	2	3	2	—	—	—
62412	Services for elderly & disabled persons . . . . .	762	3 741	15 251	47	21	7	8	8	1	2	—	—	—
624120	Services for elderly & disabled persons . . . . .	762	3 741	15 251	47	21	7	8	8	1	2	—	—	—
62419	Other individual & family services . . . . .	1 313	7 375	30 482	103	65	12	11	10	2	2	1	—	—
624190	Other individual & family services . . . . .	1 313	7 375	30 482	103	65	12	11	10	2	2	1	—	—
6242	Community, emergency & other relief services . . . . .	710	3 261	14 030	30	8	8	7	4	1	2	—	—	—
62421	Community food services . . . . .	(E)	(D)	(D)	9	2	3	2	1	—	1	—	—	—
62422	Community housing services . . . . .	390	2 339	10 063	19	4	5	5	3	1	1	—	—	—
624221	Temporary shelters . . . . .	226	1 536	6 496	7	1	2	1	1	1	1	—	—	—
624229	Other community housing services . . . . .	164	803	3 567	12	3	3	4	2	—	—	—	—	—
6243	Vocational rehabilitation services . . . . .	2 913	8 515	152 830	26	9	5	1	3	4	3	—	—	1
62431	Vocational rehabilitation services . . . . .	2 913	8 515	152 830	26	9	5	1	3	4	3	—	—	1
624310	Vocational rehabilitation services . . . . .	2 913	8 515	152 830	26	9	5	1	3	4	3	—	—	1
6244	Child day care services . . . . .	5 051	15 590	66 607	333	80	77	105	59	8	4	—	—	—
62441	Child day care services . . . . .	5 051	15 590	66 607	333	80	77	105	59	8	4	—	—	—
624410	Child day care services . . . . .	5 051	15 590	66 607	333	80	77	105	59	8	4	—	—	—
<b>71</b>	<b>Arts, entertainment &amp; recreation . . . . .</b>													
711	Performing arts, spectator sports & related industries . . . . .	2 618	42 347	171 218	333	273	28	12	11	3	5	—	1	—
7111	Performing arts companies . . . . .	331	2 245	5 192	61	51	2	5	2	—	1	—	—	—
711113	Musical groups & artists . . . . .	231	1 830	3 820	39	34	1	2	1	—	1	—	—	—
711130	Musical groups & artists . . . . .	231	1 830	3 820	39	34	1	2	1	—	1	—	—	—
7112	Spectator sports . . . . .	1 571	35 697	146 507	65	38	14	5	3	—	4	—	1	—
71121	Spectator sports . . . . .	1 571	35 697	146 507	65	38	14	5	3	—	4	—	1	—
711212	Racetracks . . . . .	930	5 657	13 091	4	—	—	1	—	—	2	—	1	—
7113	Promoters of entertainment events . . . . .	302	1 921	8 044	40	34	2	—	2	2	—	—	—	—
71131	Promoters of entertainment events with facility . . . . .	177	858	2 751	10	7	1	—	—	2	—	—	—	—
711310	Promoters of entertainment events with facility . . . . .	177	858	2 751	10	7	1	—	—	2	—	—	—	—
71132	Promoters of entertainment events without facility . . . . .	125	1 063	5 293	30	27	1	—	2	—	—	—	—	—
711320	Promoters of entertainment events without facility . . . . .	125	1 063	5 293	30	27	1	—	2	—	—	—	—	—
7114	Agents, managers for artists & other public figures . . . . .	112	578	3 842	45	39	5	—	1	—	—	—	—	—
71141	Agents, managers for artists & other public figures . . . . .	112	578	3 842	45	39	5	—	1	—	—	—	—	—
711410	Agents, managers for artists & other public figures . . . . .	112	578	3 842	45	39	5	—	1	—	—	—	—	—
7115	Independent artists, writers & performers . . . . .	302	1 906	7 633	122	111	5	2	3	1	—	—	—	—
71151	Independent artists, writers & performers . . . . .	302	1 906	7 633	122	111	5	2	3	1	—	—	—	—
711510	Independent artists, writers & performers . . . . .	302	1 906	7 633	122	111	5	2	3	1	—	—	—	—
712	Museums, historical sites & like institutions . . . . .	278	1 607	7 017	21	10	4	3	3	1	—	—	—	—
7121	Museums, historical sites & like institutions . . . . .	278	1 607	7 017	21	10	4	3	3	1	—	—	—	—
71211	Museums . . . . .	226	1 269	5 500	17	7	4	3	2	1	—	—	—	—
712110	Museums . . . . .	226	1 269	5 500	17	7	4	3	2	1	—	—	—	—

See footnotes at end of table.

**Table 6. Counties—Employees, Payroll, and Establishments by Industry: 2003—Con.**

[Excludes most government employees, railroad employees, and self-employed persons. Size class 1 to 4 includes establishments with payroll, but no employees, during mid-March pay period. (D) denotes figures withheld to avoid disclosing data for individual companies; the data are included in broader industry totals. Detailed industries with 100 or more employees are shown if industry was not a (D). For explanation of terms, abbreviations, and data reliability/comparability, see introductory text]

NAICS code	Industry	Number of employees for week including March 12	Payroll (\$1,000)		Total number of establishments	Number of establishments by employment-size class								
			First quarter	Annual		1 to 4	5 to 9	10 to 19	20 to 49	50 to 99	100 to 249	250 to 499	500 to 999	1,000 or more
<b>BROWARD—Con.</b>														
<b>71 Arts, entertainment &amp; recreation—Con.</b>														
713	Amusement, gambling & recreation industries . . . . .	6 931	30 001	122 595	435	260	57	37	38	29	12	1	1	—
7131	Amusement parks & arcades . . . . .	283	1 088	5 592	16	9	3	2	—	1	1	—	—	—
71312	Amusement arcades . . . . .	(E)	(D)	(D)	13	7	2	—	—	1	1	—	—	—
7132	Gambling industries . . . . .	1 089	5 073	23 634	15	7	3	1	—	1	1	1	1	—
71321	Casinos (except hotel casinos) . . . . .	409	1 948	9 586	5	1	2	—	—	—	1	1	—	—
713210	Casinos (except hotel casinos) . . . . .	409	1 948	9 586	5	1	2	—	—	—	1	1	—	—
71329	Other gambling industries . . . . .	680	3 125	14 048	10	6	1	—	—	1	—	—	1	—
713290	Other gambling industries . . . . .	680	3 125	14 048	10	6	1	—	—	1	—	—	1	—
7139	Other amusement & recreation industries . . . . .	5 559	23 840	93 369	404	244	51	34	38	27	10	—	—	—
71391	Golf courses & country clubs . . . . .	1 740	8 037	29 328	37	7	3	4	8	10	5	—	—	—
713910	Golf courses & country clubs . . . . .	1 740	8 037	29 328	37	7	3	4	8	10	5	—	—	—
71393	Marinas . . . . .	864	5 508	23 196	98	66	16	5	5	6	—	—	—	—
713930	Marinas . . . . .	864	5 508	23 196	98	66	16	5	5	6	—	—	—	—
71394	Fitness & recreational sports centers . . . . .	2 380	7 885	30 820	155	83	19	19	21	8	5	—	—	—
713940	Fitness & recreational sports centers . . . . .	2 380	7 885	30 820	155	83	19	19	21	8	5	—	—	—
71395	Bowling centers . . . . .	(C)	(D)	(D)	9	1	2	2	2	2	—	—	—	—
71399	All other amusement & recreation industries . . . . .	356	1 697	7 210	104	86	11	4	2	1	—	—	—	—
713990	All other amusement & recreation industries . . . . .	356	1 697	7 210	104	86	11	4	2	1	—	—	—	—
<b>72</b>	<b>Accommodation &amp; food services . . . . .</b>	<b>64 798</b>	<b>214 822</b>	<b>840 976</b>	<b>3 387</b>	<b>1 340</b>	<b>550</b>	<b>529</b>	<b>639</b>	<b>243</b>	<b>76</b>	<b>8</b>	<b>1</b>	<b>1</b>
721	Accommodation . . . . .	9 775	52 403	201 183	341	171	36	43	48	19	17	5	1	1
7211	Traveler accommodation . . . . .	9 740	52 174	200 117	324	156	35	42	48	19	17	5	1	1
72111	Hotels (exc casino hotels) & motels . . . . .	9 700	51 937	199 251	313	148	33	41	48	19	17	5	1	1
721110	Hotels (exc casino hotels) & motels . . . . .	9 700	51 937	199 251	313	148	33	41	48	19	17	5	1	1
722	Food services & drinking places . . . . .	55 023	162 419	639 793	3 046	1 169	514	486	591	224	59	3	—	—
7221	Full-service restaurants . . . . .	30 516	100 669	386 677	1 333	470	219	195	245	154	49	1	—	—
72211	Full-service restaurants . . . . .	30 516	100 669	386 677	1 333	470	219	195	245	154	49	1	—	—
722110	Full-service restaurants . . . . .	30 516	100 669	386 677	1 333	470	219	195	245	154	49	1	—	—
7222	Limited-service eating places . . . . .	19 959	47 236	193 821	1 342	499	224	249	312	50	7	1	—	—
72221	Limited-service eating places . . . . .	19 959	47 236	193 821	1 342	499	224	249	312	50	7	1	—	—
722211	Limited-service restaurants . . . . .	17 366	40 975	167 637	1 095	396	163	193	293	44	5	1	—	—
722212	Cafeterias . . . . .	697	1 905	8 054	38	18	7	3	5	4	1	—	—	—
722213	Snack & nonalcoholic beverage bars . . . . .	1 896	4 356	18 130	209	85	54	53	14	2	1	—	—	—
7223	Special food services . . . . .	2 577	8 992	35 866	159	80	29	17	17	13	2	1	—	—
72231	Food service contractors . . . . .	1 643	6 863	26 960	61	24	10	7	7	11	1	1	—	—
722310	Food service contractors . . . . .	1 643	6 863	26 960	61	24	10	7	7	11	1	1	—	—
72232	Caterers . . . . .	863	1 848	7 703	81	42	17	10	9	2	1	—	—	—
722320	Caterers . . . . .	863	1 848	7 703	81	42	17	10	9	2	1	—	—	—
7224	Drinking places (alcoholic beverages) . . . . .	1 971	5 522	23 429	212	120	42	25	17	7	1	—	—	—
72241	Drinking places (alcoholic beverages) . . . . .	1 971	5 522	23 429	212	120	42	25	17	7	1	—	—	—
722410	Drinking places (alcoholic beverages) . . . . .	1 971	5 522	23 429	212	120	42	25	17	7	1	—	—	—
<b>81</b>	<b>Other services (except public administration) . . . . .</b>	<b>30 241</b>	<b>159 590</b>	<b>660 220</b>	<b>4 721</b>	<b>3 264</b>	<b>760</b>	<b>426</b>	<b>196</b>	<b>46</b>	<b>23</b>	<b>5</b>	<b>1</b>	<b>—</b>
811	Repair & maintenance . . . . .	8 123	51 713	217 660	1 784	1 333	283	115	42	5	5	1	—	—
8111	Automotive repair & maintenance . . . . .	4 339	24 316	98 931	1 038	749	196	64	28	1	—	—	—	—
81111	Automotive mechanical & electrical R&M . . . . .	2 287	13 417	55 417	640	485	113	34	7	1	—	—	—	—
811111	General automotive repair . . . . .	1 882	11 613	47 370	519	393	89	30	6	1	—	—	—	—
811113	Automotive transmission repair . . . . .	196	743	3 108	49	34	12	2	1	—	—	—	—	—
811118	Other automotive mechanical & electrical R&M . . . . .	162	845	3 958	49	39	8	2	—	—	—	—	—	—
81112	Automotive body, paint, interior & glass repair . . . . .	1 087	6 768	26 957	256	183	49	16	8	—	—	—	—	—
811121	Automotive body, paint & interior R&M . . . . .	957	5 972	23 654	221	160	39	14	8	—	—	—	—	—
811122	Automotive glass replacement shops . . . . .	130	796	3 303	35	23	10	2	—	—	—	—	—	—
81119	Other automotive R&M . . . . .	965	4 131	16 557	142	81	34	14	13	—	—	—	—	—
811191	Automotive oil change & lubrication shops . . . . .	270	1 247	5 151	40	17	15	5	3	—	—	—	—	—
811192	Car washes . . . . .	621	2 548	9 866	84	49	18	8	9	—	—	—	—	—
8112	Electronic & precision equipment R&M . . . . .	738	5 878	23 951	160	122	17	16	3	2	—	—	—	—
81121	Electronic & precision equipment R&M . . . . .	738	5 878	23 951	160	122	17	16	3	2	—	—	—	—
811211	Consumer electronics R&M . . . . .	155	1 339	5 287	30	25	2	—	1	—	—	—	—	—
811212	Computer & office machine R&M . . . . .	312	2 282	8 816	79	59	11	7	2	—	—	—	—	—
811219	Other electronic & precision equipment R&M . . . . .	192	1 793	7 833	29	21	2	4	1	1	—	—	—	—
8113	Commercial equipment (exc auto & elec) R&M . . . . .	656	4 664	21 166	183	139	26	17	1	—	—	—	—	—
81131	Commercial equipment (exc auto & elec) R&M . . . . .	656	4 664	21 166	183	139	26	17	1	—	—	—	—	—
811310	Commercial equipment (exc auto & elec) R&M . . . . .	656	4 664	21 166	183	139	26	17	1	—	—	—	—	—
8114	Personal & household goods R&M . . . . .	2 390	16 855	73 612	403	323	44	18	10	2	5	1	—	—
81141	Home, garden equipment & appliance R&M . . . . .	1 322	9 822	39 799	99	71	11	6	5	—	5	1	—	—
811412	Appliance repair & maintenance . . . . .	1 249	9 290	37 715	85	62	8	5	4	—	5	1	—	—
81142	Reupholstery & furniture repair . . . . .	178	701	3 017	72	61	9	2	—	—	—	—	—	—
811420	Reupholstery & furniture repair . . . . .	178	701	3 017	72	61	9	2	—	—	—	—	—	—
81149	Other personal & household goods R&M . . . . .	871	6 257	30 454	220	180	23	10	5	2	—	—	—	—
811490	Other personal & household goods R&M . . . . .	871	6 257	30 454	220	180	23	10	5	2	—	—	—	—
812	Personal & laundry services . . . . .	9 541	42 805	172 936	1 629	1 143	242	167	57	12	7	—	1	—
8121	Personal care services . . . . .	3 969	15 707	67 778	823	561	133	105	21	1	2	—	—	—
81211	Hair, nail & skin care services . . . . .	3 575	13 125	53 925	714	476	113	102	21	1	1	—	—	—
812112	Beauty salons . . . . .	3 240	12 195	50 287	624	402	105	96	20	—	1	—	—	—
812113	Nail salons . . . . .	286	749	2 936	59	45	7	5	1	1	—	—	—	—
81219	Other personal care services . . . . .	394	2 582	13 853	109	85	20	3	—	—	1	—	—	—
812191	Diet & weight reducing centers . . . . .	203	2 050	11 101	25	14	9	1	—	—	1	—	—	—
812199	Other personal care services . . . . .	191	532	2 752	84	71	11	2	—	—	—	—	—	—

See footnotes at end of table.

**Table 6. Counties—Employees, Payroll, and Establishments by Industry: 2003—Con.**

[Excludes most government employees, railroad employees, and self-employed persons. Size class 1 to 4 includes establishments with payroll, but no employees, during mid-March pay period. (D) denotes figures withheld to avoid disclosing data for individual companies; the data are included in broader industry totals. Detailed industries with 100 or more employees are shown if industry was not a (D). For explanation of terms, abbreviations, and data reliability/comparability, see introductory text]

NAICS code	Industry	Number of employees for week including March 12	Payroll (\$1,000)		Total number of establishments	Number of establishments by employment-size class								
			First quarter	Annual		1 to 4	5 to 9	10 to 19	20 to 49	50 to 99	100 to 249	250 to 499	500 to 999	1,000 or more
<b>BROWARD—Con.</b>														
<b>81</b>	<b>Other services (except public administration)—Con.</b>													
812	Personal & laundry services—Con.													
8122	Death care services	822	4 813	18 200	71	38	8	10	12	3	—	—	—	—
81221	Funeral homes	433	2 585	9 360	50	33	6	4	5	2	—	—	—	—
812210	Funeral homes	433	2 585	9 360	50	33	6	4	5	2	—	—	—	—
81222	Cemeteries & crematories	389	2 228	8 840	21	5	2	6	7	1	—	—	—	—
812220	Cemeteries & crematories	389	2 228	8 840	21	5	2	6	7	1	—	—	—	—
8123	Drycleaning & laundry services	2 127	9 928	42 539	355	248	58	32	13	2	2	—	—	—
81231	Coin-operated laundries & drycleaners	393	1 463	6 270	106	88	13	—	5	—	—	—	—	—
812310	Coin-operated laundries & drycleaners	393	1 463	6 270	106	88	13	—	5	—	—	—	—	—
81232	Drycleaning & laundry services (exc coin-op)	1 125	4 270	17 869	237	157	44	31	5	—	—	—	—	—
812320	Drycleaning & laundry services (exc coin-op)	1 125	4 270	17 869	237	157	44	31	5	—	—	—	—	—
81233	Linen & uniform supply	609	4 195	18 400	12	3	1	1	3	2	2	—	—	—
812331	Linen supply	152	711	3 163	7	2	1	1	2	1	—	—	—	—
812332	Industrial launderers	457	3 484	15 237	5	1	—	—	1	1	2	—	—	—
8129	Other personal services	2 623	12 357	44 419	380	296	43	20	11	6	3	—	1	—
81291	Pet care (except veterinary) services	311	941	4 211	69	43	18	6	2	—	—	—	—	—
812910	Pet care (except veterinary) services	311	941	4 211	69	43	18	6	2	—	—	—	—	—
81292	Photofinishing	231	1 959	5 086	29	19	5	2	2	1	—	—	—	—
812921	Photofinishing laboratories (except one-hour)	193	1 820	4 565	15	7	3	2	2	1	—	—	—	—
81293	Parking lots & garages	517	1 986	9 002	61	43	7	5	3	2	1	—	—	—
812930	Parking lots & garages	517	1 986	9 002	61	43	7	5	3	2	1	—	—	—
81299	All other personal services	1 564	7 471	26 120	221	191	13	7	4	3	2	—	1	—
812990	All other personal services	1 564	7 471	26 120	221	191	13	7	4	3	2	—	1	—
813	Religious, grantmaking, civic, prof & like organizations	12 577	65 072	269 624	1 308	788	235	144	97	29	11	4	—	—
8131	Religious organizations	6 274	28 793	116 312	492	260	95	65	45	18	6	3	—	—
81311	Religious organizations	6 274	28 793	116 312	492	260	95	65	45	18	6	3	—	—
813110	Religious organizations	6 274	28 793	116 312	492	260	95	65	45	18	6	3	—	—
8132	Grantmaking & giving services	927	6 805	27 710	74	45	12	7	5	3	2	—	—	—
81321	Grantmaking & giving services	927	6 805	27 710	74	45	12	7	5	3	2	—	—	—
813211	Grantmaking foundations	321	1 915	7 565	40	29	4	3	2	1	1	—	—	—
813212	Voluntary health organizations	180	1 641	5 791	20	11	4	3	1	1	—	—	—	—
813219	Other grantmaking & giving services	426	3 249	14 354	14	5	4	1	2	1	1	—	—	—
8133	Social advocacy organizations	341	1 420	6 301	35	22	8	4	—	—	1	—	—	—
81331	Social advocacy organizations	341	1 420	6 301	35	22	8	4	—	—	1	—	—	—
813319	Other social advocacy organizations	282	911	4 125	20	13	3	3	—	—	1	—	—	—
8134	Civic & social organizations	1 048	6 868	27 584	80	39	18	12	8	2	—	1	—	—
81341	Civic & social organizations	1 048	6 868	27 584	80	39	18	12	8	2	—	1	—	—
813410	Civic & social organizations	1 048	6 868	27 584	80	39	18	12	8	2	—	1	—	—
8139	Business, labor, political, like organizations	3 987	21 186	91 717	627	422	102	56	39	6	2	—	—	—
81391	Business associations	311	2 709	14 266	68	54	7	3	4	—	—	—	—	—
813910	Business associations	311	2 709	14 266	68	54	7	3	4	—	—	—	—	—
81392	Professional organizations	147	1 104	5 133	52	37	12	3	—	—	—	—	—	—
813920	Professional organizations	147	1 104	5 133	52	37	12	3	—	—	—	—	—	—
81393	Labor unions & similar labor organizations	404	2 822	11 684	42	19	10	8	4	1	—	—	—	—
813930	Labor unions & similar labor organizations	404	2 822	11 684	42	19	10	8	4	1	—	—	—	—
81399	Oth similar organizations (exc business, prof, labor, pol)	3 104	14 446	59 971	453	301	72	42	31	5	2	—	—	—
813990	Oth similar organizations (exc business, prof, labor, pol)	3 104	14 446	59 971	453	301	72	42	31	5	2	—	—	—
<b>99</b>	<b>Unclassified establishments</b>	<b>365</b>	<b>1 447</b>	<b>5 463</b>	<b>218</b>	<b>196</b>	<b>14</b>	<b>6</b>	<b>2</b>	<b>—</b>	<b>—</b>	<b>—</b>	<b>—</b>	<b>—</b>
<b>CALHOUN</b>														
	<b>Total</b>	<b>1 657</b>	<b>7 870</b>	<b>32 378</b>	<b>209</b>	<b>120</b>	<b>52</b>	<b>23</b>	<b>9</b>	<b>3</b>	<b>2</b>	<b>—</b>	<b>—</b>	<b>—</b>
<b>11</b>	<b>Forestry, fishing, hunting, and agriculture support</b>	(C)	(D)	(D)	21	8	9	3	—	1	—	—	—	—
113	Forestry and logging	(C)	(D)	(D)	20	7	9	3	—	1	—	—	—	—
1133	Logging	(C)	(D)	(D)	20	7	9	3	—	1	—	—	—	—
11331	Logging	(C)	(D)	(D)	20	7	9	3	—	1	—	—	—	—
<b>23</b>	<b>Construction</b>	<b>164</b>	<b>931</b>	<b>3 867</b>	<b>26</b>	<b>14</b>	<b>8</b>	<b>2</b>	<b>2</b>	<b>—</b>	<b>—</b>	<b>—</b>	<b>—</b>	<b>—</b>
<b>31-33</b>	<b>Manufacturing</b>	<b>110</b>	<b>664</b>	<b>2 752</b>	<b>8</b>	<b>3</b>	<b>3</b>	<b>—</b>	<b>2</b>	<b>—</b>	<b>—</b>	<b>—</b>	<b>—</b>	<b>—</b>
<b>42</b>	<b>Wholesale trade</b>	(B)	(D)	(D)	8	7	—	—	1	—	—	—	—	—
<b>44-45</b>	<b>Retail trade</b>	<b>473</b>	<b>1 741</b>	<b>7 252</b>	<b>50</b>	<b>28</b>	<b>12</b>	<b>6</b>	<b>2</b>	<b>1</b>	<b>1</b>	<b>—</b>	<b>—</b>	<b>—</b>
445	Food & beverage stores	131	397	1 641	6	4	—	—	1	1	—	—	—	—
4451	Grocery stores	(C)	(D)	(D)	4	2	—	—	1	1	—	—	—	—
44511	Grocery (except convenience) stores	(C)	(D)	(D)	2	—	—	—	1	1	—	—	—	—
447	Gasoline stations	127	369	1 529	7	5	1	—	—	—	1	—	—	—
4471	Gasoline stations	127	369	1 529	7	5	1	—	—	—	1	—	—	—
44719	Other gasoline stations	(C)	(D)	(D)	4	3	—	—	—	—	1	—	—	—
<b>48-49</b>	<b>Transportation &amp; warehousing</b>	(B)	(D)	(D)	9	6	2	1	—	—	—	—	—	—
<b>52</b>	<b>Finance &amp; insurance</b>	<b>67</b>	<b>379</b>	<b>1 527</b>	<b>15</b>	<b>10</b>	<b>3</b>	<b>2</b>	<b>—</b>	<b>—</b>	<b>—</b>	<b>—</b>	<b>—</b>	<b>—</b>
<b>53</b>	<b>Real estate &amp; rental &amp; leasing</b>	(A)	(D)	(D)	4	3	1	—	—	—	—	—	—	—
<b>54</b>	<b>Professional, scientific &amp; technical services</b>	(B)	(D)	(D)	10	8	2	—	—	—	—	—	—	—

See footnotes at end of table.

**Table 6. Counties—Employees, Payroll, and Establishments by Industry: 2003—Con.**

[Excludes most government employees, railroad employees, and self-employed persons. Size class 1 to 4 includes establishments with payroll, but no employees, during mid-March pay period. (D) denotes figures withheld to avoid disclosing data for individual companies; the data are included in broader industry totals. Detailed industries with 100 or more employees are shown if industry was not a (D). For explanation of terms, abbreviations, and data reliability/comparability, see introductory text]

NAICS code	Industry	Number of employees for week including March 12	Payroll (\$1,000)		Total number of establishments	Number of establishments by employment-size class								
			First quarter	Annual		1 to 4	5 to 9	10 to 19	20 to 49	50 to 99	100 to 249	250 to 499	500 to 999	1,000 or more
<b>CALHOUN—Con.</b>														
<b>62</b>	<b>Health care and social assistance</b> .....	<b>324</b>	<b>2 064</b>	<b>8 064</b>	<b>25</b>	<b>14</b>	<b>6</b>	<b>3</b>	—	<b>1</b>	<b>1</b>	—	—	—
623	Nursing & residential care facilities .....	(C)	(D)	(D)	1	—	—	—	—	—	1	—	—	—
6231	Nursing care facilities .....	(C)	(D)	(D)	1	—	—	—	—	—	1	—	—	—
62311	Nursing care facilities .....	(C)	(D)	(D)	1	—	—	—	—	—	1	—	—	—
<b>71</b>	<b>Arts, entertainment &amp; recreation</b> .....	<b>(A)</b>	<b>(D)</b>	<b>(D)</b>	<b>1</b>	<b>1</b>	—	—	—	—	—	—	—	—
<b>72</b>	<b>Accommodation &amp; food services</b> .....	<b>142</b>	<b>278</b>	<b>1 203</b>	<b>11</b>	<b>3</b>	<b>2</b>	<b>4</b>	<b>2</b>	—	—	—	—	—
722	Food services & drinking places .....	(C)	(D)	(D)	10	2	2	4	2	—	—	—	—	—
7222	Limited-service eating places .....	116	220	966	6	—	1	3	2	—	—	—	—	—
72221	Limited-service eating places .....	116	220	966	6	—	1	3	2	—	—	—	—	—
722211	Limited-service restaurants .....	116	220	966	6	—	1	3	2	—	—	—	—	—
<b>81</b>	<b>Other services (except public administration)</b> .....	<b>83</b>	<b>277</b>	<b>1 143</b>	<b>20</b>	<b>14</b>	<b>4</b>	<b>2</b>	—	—	—	—	—	—
<b>99</b>	<b>Unclassified establishments</b> .....	<b>(A)</b>	<b>(D)</b>	<b>(D)</b>	<b>1</b>	<b>1</b>	—	—	—	—	—	—	—	—
<b>CHARLOTTE</b>														
	<b>Total</b> .....	<b>33 566</b>	<b>202 122</b>	<b>842 853</b>	<b>3 432</b>	<b>2 065</b>	<b>641</b>	<b>385</b>	<b>234</b>	<b>62</b>	<b>38</b>	<b>3</b>	<b>3</b>	<b>1</b>
<b>11</b>	<b>Forestry, fishing, hunting, and agriculture support</b> .....	<b>(A)</b>	<b>(D)</b>	<b>(D)</b>	<b>2</b>	<b>1</b>	<b>1</b>	—	—	—	—	—	—	—
<b>21</b>	<b>Mining</b> .....	<b>(B)</b>	<b>(D)</b>	<b>(D)</b>	<b>2</b>	—	—	—	<b>2</b>	—	—	—	—	—
<b>22</b>	<b>Utilities</b> .....	<b>89</b>	<b>809</b>	<b>3 431</b>	<b>9</b>	<b>5</b>	<b>2</b>	—	<b>2</b>	—	—	—	—	—
<b>23</b>	<b>Construction</b> .....	<b>3 253</b>	<b>21 350</b>	<b>93 624</b>	<b>499</b>	<b>339</b>	<b>77</b>	<b>46</b>	<b>27</b>	<b>9</b>	<b>1</b>	—	—	—
236	Construction of Buildings .....	510	3 671	16 544	101	69	15	14	2	1	—	—	—	—
2361	Residential Building Construction .....	428	3 141	13 899	90	64	11	14	—	1	—	—	—	—
23611	Residential Building Construction .....	428	3 141	13 899	90	64	11	14	—	1	—	—	—	—
236115	New Single-Family Housing Construction (except Operative Builders) .....	329	2 162	10 475	69	52	5	11	—	1	—	—	—	—
237	Heavy and Civil Engineering Construction .....	258	2 264	10 518	31	20	4	5	1	1	—	—	—	—
2371	Utility System Construction .....	147	1 277	6 222	12	6	2	3	—	1	—	—	—	—
23711	Water and Sewer Line and Related Structures Construction .....	121	1 108	5 721	9	5	1	2	—	1	—	—	—	—
237110	Water and Sewer Line and Related Structures Construction .....	121	1 108	5 721	9	5	1	2	—	1	—	—	—	—
238	Specialty Trade Contractors .....	2 485	15 415	66 562	367	250	58	27	24	7	1	—	—	—
2381	Foundation, Structure, and Building Exterior Contractors .....	865	4 981	20 701	95	60	17	7	6	4	1	—	—	—
23811	Poured Concrete Foundation and Structure Contractors .....	299	2 126	9 778	28	15	5	3	3	2	—	—	—	—
238110	Poured Concrete Foundation and Structure Contractors .....	299	2 126	9 778	28	15	5	3	3	2	—	—	—	—
23813	Framing Contractors .....	113	458	1 767	23	14	7	1	1	—	—	—	—	—
238130	Framing Contractors .....	113	458	1 767	23	14	7	1	1	—	—	—	—	—
23814	Masonry Contractors .....	126	644	1 919	15	10	3	—	1	1	—	—	—	—
238140	Masonry Contractors .....	126	644	1 919	15	10	3	—	1	1	—	—	—	—
23816	Roofing Contractors .....	281	1 484	6 130	17	11	2	1	1	1	—	—	—	—
238160	Roofing Contractors .....	281	1 484	6 130	17	11	2	1	1	1	—	—	—	—
2382	Building Equipment Contractors .....	811	5 117	21 818	95	54	21	9	9	2	—	—	—	—
23821	Electrical Contractors .....	(E)	(D)	(D)	40	24	7	4	4	1	—	—	—	—
23822	Plumbing, Heating, and Air-Conditioning Contractors .....	409	2 543	11 100	52	28	14	5	4	1	—	—	—	—
238220	Plumbing, Heating, and Air-Conditioning Contractors .....	409	2 543	11 100	52	28	14	5	4	1	—	—	—	—
2383	Building Finishing Contractors .....	428	2 553	10 921	115	96	10	5	3	1	—	—	—	—
23835	Finish Carpentry Contractors .....	171	848	3 698	30	23	3	2	1	1	—	—	—	—
238350	Finish Carpentry Contractors .....	171	848	3 698	30	23	3	2	1	1	—	—	—	—
2389	Other Specialty Trade Contractors .....	381	2 764	13 122	62	40	10	6	6	—	—	—	—	—
23891	Site Preparation Contractors .....	126	856	4 398	21	13	4	2	2	—	—	—	—	—
238910	Site Preparation Contractors .....	126	856	4 398	21	13	4	2	2	—	—	—	—	—
23899	All Other Specialty Trade Contractors .....	255	1 908	8 724	41	27	6	4	4	—	—	—	—	—
238990	All Other Specialty Trade Contractors .....	255	1 908	8 724	41	27	6	4	4	—	—	—	—	—
<b>31-33</b>	<b>Manufacturing</b> .....	<b>697</b>	<b>4 750</b>	<b>18 030</b>	<b>80</b>	<b>49</b>	<b>13</b>	<b>8</b>	<b>7</b>	<b>3</b>	—	—	—	—
326	Plastics & rubber products mfg .....	105	388	1 429	5	2	—	2	—	1	—	—	—	—
3261	Plastics product mfg .....	105	388	1 429	5	2	—	2	—	1	—	—	—	—
32619	Other plastics product mfg .....	105	388	1 429	5	2	—	2	—	1	—	—	—	—
327	Nonmetallic mineral product mfg .....	195	1 497	5 992	10	2	2	2	3	1	—	—	—	—
3273	Cement & concrete product mfg .....	(C)	(D)	(D)	8	—	2	2	3	1	—	—	—	—
32732	Ready-mix concrete mfg .....	129	1 208	4 695	7	—	2	2	3	—	—	—	—	—
327320	Ready-mix concrete mfg .....	129	1 208	4 695	7	—	2	2	3	—	—	—	—	—
333	Machinery mfg .....	106	1 373	4 320	6	3	1	1	—	1	—	—	—	—
<b>42</b>	<b>Wholesale trade</b> .....	<b>547</b>	<b>3 942</b>	<b>17 283</b>	<b>121</b>	<b>83</b>	<b>24</b>	<b>12</b>	<b>1</b>	<b>1</b>	—	—	—	—
423	Merchant Wholesalers, Durable Goods .....	272	1 957	8 825	74	52	14	8	—	—	—	—	—	—
424	Merchant Wholesalers, Nondurable Goods .....	256	1 880	7 862	35	20	9	4	1	1	—	—	—	—

See footnotes at end of table.

**Table 6. Counties—Employees, Payroll, and Establishments by Industry: 2003—Con.**

[Excludes most government employees, railroad employees, and self-employed persons. Size class 1 to 4 includes establishments with payroll, but no employees, during mid-March pay period. (D) denotes figures withheld to avoid disclosing data for individual companies; the data are included in broader industry totals. Detailed industries with 100 or more employees are shown if industry was not a (D). For explanation of terms, abbreviations, and data reliability/comparability, see introductory text]

NAICS code	Industry	Number of employees for week including March 12	Payroll (\$1,000)		Total number of establishments	Number of establishments by employment-size class								
			First quarter	Annual		1 to 4	5 to 9	10 to 19	20 to 49	50 to 99	100 to 249	250 to 499	500 to 999	1,000 or more
<b>CHARLOTTE—Con.</b>														
<b>44-45</b>	<b>Retail trade</b> .....	<b>8 015</b>	<b>38 931</b>	<b>154 512</b>	<b>575</b>	<b>271</b>	<b>157</b>	<b>75</b>	<b>38</b>	<b>13</b>	<b>19</b>	<b>1</b>	<b>1</b>	<b>-</b>
441	Motor vehicle & parts dealers .....	688	5 021	22 061	66	27	17	15	4	2	1	-	-	-
4411	Automobile dealers .....	394	3 219	14 524	21	11	2	1	4	2	1	-	-	-
44111	New car dealers .....	336	2 981	12 762	10	4	-	-	3	2	1	-	-	-
441110	New car dealers .....	336	2 981	12 762	10	4	-	-	3	2	1	-	-	-
4413	Automotive parts, accessories & tire stores .....	212	1 343	5 525	33	11	14	8	-	-	-	-	-	-
44131	Automotive parts, accessories & tire stores .....	110	489	2 130	19	8	6	5	-	-	-	-	-	-
441310	Automotive parts, accessories & tire stores .....	110	489	2 130	19	8	6	5	-	-	-	-	-	-
44132	Tire dealers .....	102	854	3 395	14	3	8	3	-	-	-	-	-	-
441320	Tire dealers .....	102	854	3 395	14	3	8	3	-	-	-	-	-	-
442	Furniture & home furnishing stores .....	303	1 574	6 413	52	32	10	7	3	-	-	-	-	-
4421	Furniture stores .....	140	857	3 487	18	7	5	4	2	-	-	-	-	-
44211	Furniture stores .....	140	857	3 487	18	7	5	4	2	-	-	-	-	-
442110	Furniture stores .....	140	857	3 487	18	7	5	4	2	-	-	-	-	-
4422	Home furnishings stores .....	163	717	2 926	34	25	5	3	1	-	-	-	-	-
44229	Other home furnishings stores .....	103	387	1 397	19	15	1	2	1	-	-	-	-	-
443	Electronics & appliance stores .....	153	785	3 218	25	12	12	-	-	1	-	-	-	-
4431	Electronics & appliance stores .....	153	785	3 218	25	12	12	-	-	1	-	-	-	-
44311	Appliance, TV & all other electronics stores ..	120	655	2 669	16	7	8	-	-	1	-	-	-	-
444	Bldg material & garden equip & supp dealers .....	750	4 694	18 420	53	21	17	8	5	1	-	1	-	-
4441	Building material & supplies dealers .....	674	4 419	17 222	42	18	11	7	4	1	-	1	-	-
44411	Home centers .....	(E)	(D)	(D)	1	-	-	-	-	-	-	1	-	-
44419	Other building material dealers .....	338	2 543	10 310	28	10	6	7	4	1	-	-	-	-
444190	Other building material dealers .....	338	2 543	10 310	28	10	6	7	4	1	-	-	-	-
445	Food & beverage stores .....	1 833	7 472	29 223	45	23	4	2	2	3	11	-	-	-
4451	Grocery stores .....	1 799	7 339	28 586	28	9	1	2	2	3	11	-	-	-
44511	Grocery (except convenience) stores .....	1 784	7 290	28 365	21	3	-	2	2	3	11	-	-	-
445110	Grocery (except convenience) stores .....	1 784	7 290	28 365	21	3	-	2	2	3	11	-	-	-
446	Health & personal care stores .....	485	2 747	10 816	51	26	11	5	9	-	-	-	-	-
4461	Health & personal care stores .....	485	2 747	10 816	51	26	11	5	9	-	-	-	-	-
44611	Pharmacies & drug stores .....	317	2 033	8 153	17	3	3	4	7	-	-	-	-	-
446110	Pharmacies & drug stores .....	317	2 033	8 153	17	3	3	4	7	-	-	-	-	-
447	Gasoline stations .....	405	1 747	7 054	56	26	18	10	1	1	-	-	-	-
4471	Gasoline stations .....	405	1 747	7 054	56	26	18	10	1	1	-	-	-	-
44711	Gasoline stations with convenience stores ...	369	1 591	6 425	49	20	18	10	-	1	-	-	-	-
447110	Gasoline stations with convenience stores .	369	1 591	6 425	49	20	18	10	-	1	-	-	-	-
448	Clothing & clothing accessories stores .....	655	2 105	8 306	70	26	27	10	5	2	-	-	-	-
4481	Clothing stores .....	521	1 489	5 928	45	13	18	7	5	2	-	-	-	-
44814	Family clothing stores .....	348	949	3 984	18	4	5	3	4	2	-	-	-	-
448140	Family clothing stores .....	348	949	3 984	18	4	5	3	4	2	-	-	-	-
451	Sporting goods, hobby, book & music stores .....	220	702	3 071	34	21	7	3	3	-	-	-	-	-
4511	Sporting goods, hobby, musical instrument stores .....	157	546	2 412	26	17	5	2	2	-	-	-	-	-
452	General merchandise stores .....	1 965	9 494	35 759	26	4	9	1	1	3	7	-	1	-
4521	Department stores .....	1 092	4 981	18 511	9	-	-	-	-	3	6	-	-	-
45211	Department stores .....	1 092	4 981	18 511	9	-	-	-	-	3	6	-	-	-
452111	Department Stores (except Discount Department Stores) .....	435	2 080	7 278	4	-	-	-	-	1	3	-	-	-
452112	Discount Department Stores .....	657	2 901	11 233	5	-	-	-	-	2	3	-	-	-
4529	Other general merchandise stores .....	873	4 513	17 248	17	4	9	1	1	-	1	-	1	-
45291	Warehouse clubs & superstores .....	(F)	(D)	(D)	2	-	-	-	-	-	1	-	1	-
45299	All other general merchandise stores .....	(C)	(D)	(D)	15	4	9	1	1	-	-	-	-	-
453	Miscellaneous store retailers .....	402	1 306	5 219	69	37	19	10	3	-	-	-	-	-
4532	Office supplies, stationery & gift stores .....	153	562	2 089	23	11	8	2	2	-	-	-	-	-
4539	Other miscellaneous store retailers .....	113	337	1 375	24	16	5	2	1	-	-	-	-	-
454	Nonstore retailers .....	156	1 284	4 952	28	16	6	4	2	-	-	-	-	-
<b>48-49</b>	<b>Transportation &amp; warehousing</b> .....	<b>296</b>	<b>1 737</b>	<b>6 763</b>	<b>64</b>	<b>52</b>	<b>4</b>	<b>5</b>	<b>2</b>	<b>1</b>	<b>-</b>	<b>-</b>	<b>-</b>	<b>-</b>
492	Couriers & messengers .....	127	1 073	4 227	8	6	-	-	1	1	-	-	-	-
4921	Couriers .....	127	1 073	4 227	8	6	-	-	1	1	-	-	-	-
49211	Couriers .....	127	1 073	4 227	8	6	-	-	1	1	-	-	-	-
492110	Couriers .....	127	1 073	4 227	8	6	-	-	1	1	-	-	-	-
<b>51</b>	<b>Information</b> .....	<b>463</b>	<b>5 099</b>	<b>19 762</b>	<b>45</b>	<b>28</b>	<b>8</b>	<b>1</b>	<b>5</b>	<b>3</b>	<b>-</b>	<b>-</b>	<b>-</b>	<b>-</b>
517	Telecommunications .....	285	3 646	13 758	16	8	3	-	3	2	-	-	-	-
5171	Wired Telecommunications Carriers .....	(C)	(D)	(D)	7	2	2	-	2	1	-	-	-	-
51711	Wired Telecommunications Carriers .....	(C)	(D)	(D)	7	2	2	-	2	1	-	-	-	-
5175	Cable and Other Program Distribution .....	(C)	(D)	(D)	3	1	-	-	1	1	-	-	-	-
51751	Cable and Other Program Distribution .....	(C)	(D)	(D)	3	1	-	-	1	1	-	-	-	-

See footnotes at end of table.

**Table 6. Counties—Employees, Payroll, and Establishments by Industry: 2003—Con.**

[Excludes most government employees, railroad employees, and self-employed persons. Size class 1 to 4 includes establishments with payroll, but no employees, during mid-March pay period. (D) denotes figures withheld to avoid disclosing data for individual companies; the data are included in broader industry totals. Detailed industries with 100 or more employees are shown if industry was not a (D). For explanation of terms, abbreviations, and data reliability/comparability, see introductory text]

NAICS code	Industry	Number of employees for week including March 12	Payroll (\$1,000)		Total number of establishments	Number of establishments by employment-size class								
			First quarter	Annual		1 to 4	5 to 9	10 to 19	20 to 49	50 to 99	100 to 249	250 to 499	500 to 999	1,000 or more
<b>CHARLOTTE—Con.</b>														
<b>52</b>	<b>Finance &amp; insurance</b>	<b>1 252</b>	<b>11 871</b>	<b>48 511</b>	<b>199</b>	<b>119</b>	<b>39</b>	<b>28</b>	<b>11</b>	<b>2</b>	—	—	—	—
522	Credit intermediation & related activities	829	7 283	29 025	88	32	29	16	9	2	—	—	—	—
5221	Depository credit intermediation	703	6 136	23 547	55	8	22	14	9	2	—	—	—	—
52211	Commercial banking	648	5 641	21 766	49	8	18	13	8	2	—	—	—	—
522110	Commercial banking	648	5 641	21 766	49	8	18	13	8	2	—	—	—	—
523	Security, commodity contracts & like activity	166	2 579	10 734	36	29	—	5	2	—	—	—	—	—
5231	Scrt'y & comdty contracts intermed & brokerage	(C)	(D)	(D)	22	15	—	5	2	—	—	—	—	—
52312	Securities brokerage	113	2 292	9 305	19	13	—	5	1	—	—	—	—	—
523120	Securities brokerage	113	2 292	9 305	19	13	—	5	1	—	—	—	—	—
524	Insurance carriers & related activities	(C)	(D)	(D)	73	57	9	7	—	—	—	—	—	—
5242	Agencies & other insurance related activities	212	1 608	7 019	65	53	6	6	—	—	—	—	—	—
52421	Insurance agencies & brokerages	203	1 568	6 758	60	48	6	6	—	—	—	—	—	—
524210	Insurance agencies & brokerages	203	1 568	6 758	60	48	6	6	—	—	—	—	—	—
<b>53</b>	<b>Real estate &amp; rental &amp; leasing</b>	<b>796</b>	<b>4 292</b>	<b>18 623</b>	<b>246</b>	<b>201</b>	<b>27</b>	<b>13</b>	<b>5</b>	—	—	—	—	—
531	Real estate	580	3 232	14 693	212	187	15	7	3	—	—	—	—	—
5311	Lessors of real estate	187	893	3 507	42	35	3	1	3	—	—	—	—	—
5312	Offices of real estate agents & brokers	270	1 697	7 963	121	110	7	4	—	—	—	—	—	—
53121	Offices of real estate agents & brokers	270	1 697	7 963	121	110	7	4	—	—	—	—	—	—
531210	Offices of real estate agents & brokers	270	1 697	7 963	121	110	7	4	—	—	—	—	—	—
5313	Activities related to real estate	123	642	3 223	49	42	5	2	—	—	—	—	—	—
532	Rental & leasing services	216	1 060	3 930	34	14	12	6	2	—	—	—	—	—
5322	Consumer goods rental	130	453	1 813	20	7	10	1	2	—	—	—	—	—
53223	Video tape & disc rental	101	225	841	13	4	6	1	2	—	—	—	—	—
532230	Video tape & disc rental	101	225	841	13	4	6	1	2	—	—	—	—	—
<b>54</b>	<b>Professional, scientific &amp; technical services</b>	<b>1 679</b>	<b>12 751</b>	<b>63 538</b>	<b>284</b>	<b>204</b>	<b>39</b>	<b>25</b>	<b>14</b>	<b>1</b>	—	<b>1</b>	—	—
541	Professional, scientific & technical services	1 679	12 751	63 538	284	204	39	25	14	1	—	1	—	—
5411	Legal services	297	2 769	16 272	61	52	4	1	3	1	—	—	—	—
54111	Offices of lawyers	276	2 630	15 660	53	45	3	1	3	1	—	—	—	—
541110	Offices of lawyers	276	2 630	15 660	53	45	3	1	3	1	—	—	—	—
5412	Accounting, tax prep, bookkeep, payroll services	303	1 196	5 738	44	25	7	9	3	—	—	—	—	—
54121	Accounting, tax prep, bookkeep, payroll services	303	1 196	5 738	44	25	7	9	3	—	—	—	—	—
541211	Offices of certified public accountants	134	716	4 053	18	9	3	5	1	—	—	—	—	—
5413	Architectural, engineering & related services	326	2 869	13 411	58	35	13	7	3	—	—	—	—	—
54133	Engineering services	226	2 184	10 254	29	14	7	5	3	—	—	—	—	—
541330	Engineering services	226	2 184	10 254	29	14	7	5	3	—	—	—	—	—
5416	Management, sci & tech consulting services	417	3 787	19 231	46	41	2	—	2	—	—	1	—	—
54161	Management consulting services	406	3 727	18 323	41	37	1	—	2	—	—	1	—	—
541611	Admin & gen management consulting services	367	3 244	16 165	18	15	1	—	1	—	—	1	—	—
5419	Oth professional, scientific, technical services	209	1 086	4 570	36	21	6	7	2	—	—	—	—	—
54194	Veterinary services	160	886	3 602	18	7	3	6	2	—	—	—	—	—
541940	Veterinary services	160	886	3 602	18	7	3	6	2	—	—	—	—	—
<b>55</b>	<b>Management of companies &amp; enterprises</b>	<b>26</b>	<b>463</b>	<b>1 849</b>	<b>5</b>	<b>4</b>	—	—	<b>1</b>	—	—	—	—	—
<b>56</b>	<b>Admin, support, waste mgt, remediation services</b>	<b>1 696</b>	<b>7 500</b>	<b>31 074</b>	<b>217</b>	<b>155</b>	<b>21</b>	<b>23</b>	<b>12</b>	<b>3</b>	<b>3</b>	—	—	—
561	Administrative & support services	1 554	6 201	26 072	206	148	18	23	12	3	2	—	—	—
5613	Employment services	403	1 408	5 492	8	1	—	—	4	2	1	—	—	—
56131	Employment placement agencies	(C)	(D)	(D)	2	1	—	—	—	—	1	—	—	—
56132	Temporary help services	(E)	(D)	(D)	6	—	—	—	4	2	—	—	—	—
5614	Business support services	325	876	4 014	22	14	3	3	1	—	1	—	—	—
56142	Telephone call centers	255	529	2 309	5	1	—	2	—	—	1	—	—	—
5615	Travel arrangement & reservation services	115	766	3 045	15	11	2	—	1	1	—	—	—	—
5617	Services to buildings & dwellings	593	2 475	10 882	135	102	13	14	6	—	—	—	—	—
56171	Exterminating & pest control services	179	1 058	4 446	23	12	3	6	2	—	—	—	—	—
561710	Exterminating & pest control services	179	1 058	4 446	23	12	3	6	2	—	—	—	—	—
56172	Janitorial services	152	419	1 733	30	22	2	4	2	—	—	—	—	—
561720	Janitorial services	152	419	1 733	30	22	2	4	2	—	—	—	—	—
56173	Landscaping services	217	785	3 676	63	51	6	4	2	—	—	—	—	—
561730	Landscaping services	217	785	3 676	63	51	6	4	2	—	—	—	—	—
562	Waste management & remediation services	142	1 299	5 002	11	7	3	—	—	—	1	—	—	—
5621	Waste collection	(C)	(D)	(D)	4	2	1	—	—	—	1	—	—	—
56211	Waste collection	(C)	(D)	(D)	4	2	1	—	—	—	1	—	—	—
<b>61</b>	<b>Educational services</b>	<b>144</b>	<b>627</b>	<b>2 756</b>	<b>20</b>	<b>13</b>	<b>3</b>	<b>1</b>	<b>3</b>	—	—	—	—	—
611	Educational services	144	627	2 756	20	13	3	1	3	—	—	—	—	—
<b>62</b>	<b>Health care and social assistance</b>	<b>8 307</b>	<b>66 303</b>	<b>280 204</b>	<b>435</b>	<b>207</b>	<b>108</b>	<b>53</b>	<b>44</b>	<b>9</b>	<b>10</b>	<b>1</b>	<b>2</b>	<b>1</b>

See footnotes at end of table.

**Table 6. Counties—Employees, Payroll, and Establishments by Industry: 2003—Con.**

[Excludes most government employees, railroad employees, and self-employed persons. Size class 1 to 4 includes establishments with payroll, but no employees, during mid-March pay period. (D) denotes figures withheld to avoid disclosing data for individual companies; the data are included in broader industry totals. Detailed industries with 100 or more employees are shown if industry was not a (D). For explanation of terms, abbreviations, and data reliability/comparability, see introductory text]

NAICS code	Industry	Number of employees for week including March 12	Payroll (\$1,000)		Total number of establishments	Number of establishments by employment-size class									
			First quarter	Annual		1 to 4	5 to 9	10 to 19	20 to 49	50 to 99	100 to 249	250 to 499	500 to 999	1,000 or more	
<b>CHARLOTTE—Con.</b>															
<b>62 Health care and social assistance—Con.</b>															
621	Ambulatory health care services .....	3 167	30 959	141 879	362	187	87	44	36	6	2	—	—	—	
6211	Offices of physicians .....	1 643	19 884	93 023	195	103	48	22	17	4	1	—	—	—	
62111	Offices of physicians .....	1 643	19 884	93 023	195	103	48	22	17	4	1	—	—	—	
621111	Offices of physicians (exc mental health) ...	1 621	19 696	92 255	190	101	45	22	17	4	1	—	—	—	
6212	Offices of dentists .....	346	3 056	13 998	46	16	19	7	4	—	—	—	—	—	
62121	Offices of dentists .....	346	3 056	13 998	46	16	19	7	4	—	—	—	—	—	
621210	Offices of dentists .....	346	3 056	13 998	46	16	19	7	4	—	—	—	—	—	
6213	Offices of other health practitioners .....	269	2 054	8 938	72	51	14	7	—	—	—	—	—	—	
6214	Outpatient care centers .....	349	2 263	10 400	16	4	2	6	3	—	1	—	—	—	
62149	Other outpatient care centers .....	(E)	(D)	(D)	13	2	2	5	3	—	1	—	—	—	
621498	All other outpatient care centers .....	241	1 355	6 192	6	1	2	1	1	—	1	—	—	—	
6215	Medical & diagnostic laboratories .....	(C)	(D)	(D)	11	4	3	—	4	—	—	—	—	—	
62151	Medical & diagnostic laboratories .....	(C)	(D)	(D)	11	4	3	—	4	—	—	—	—	—	
621512	Diagnostic imaging centers .....	119	975	4 004	9	3	2	—	4	—	—	—	—	—	
6216	Home health care services .....	347	2 087	8 664	17	6	1	2	7	1	—	—	—	—	
62161	Home health care services .....	347	2 087	8 664	17	6	1	2	7	1	—	—	—	—	
621610	Home health care services .....	347	2 087	8 664	17	6	1	2	7	1	—	—	—	—	
622	Hospitals .....	2 739	23 390	88 168	4	—	—	—	1	—	—	—	2	1	
6221	General medical & surgical hospitals .....	2 739	23 390	88 168	4	—	—	—	1	—	—	—	2	1	
62211	General medical & surgical hospitals .....	2 739	23 390	88 168	4	—	—	—	1	—	—	—	2	1	
622110	General medical & surgical hospitals .....	2 739	23 390	88 168	4	—	—	—	1	—	—	—	2	1	
623	Nursing & residential care facilities .....	2 056	10 648	44 957	28	5	5	2	5	2	8	1	—	—	
6231	Nursing care facilities .....	1 543	8 569	36 809	10	1	1	—	—	—	7	1	—	—	
62311	Nursing care facilities .....	1 543	8 569	36 809	10	1	1	—	—	—	7	1	—	—	
623110	Nursing care facilities .....	1 543	8 569	36 809	10	1	1	—	—	—	7	1	—	—	
6233	Community care facilities for the elderly .....	438	1 653	6 557	13	2	4	—	4	2	1	—	—	—	
62331	Community care facilities for the elderly .....	438	1 653	6 557	13	2	4	—	4	2	1	—	—	—	
623311	Continuing care retirement communities ...	249	840	3 433	5	—	3	—	—	1	1	—	—	—	
623312	Homes for the elderly .....	189	813	3 124	8	2	1	—	4	1	—	—	—	—	
624	Social assistance .....	345	1 306	5 200	41	15	16	7	2	1	—	—	—	—	
6241	Individual & family services .....	146	569	2 096	17	11	3	1	1	1	—	—	—	—	
6244	Child day care services .....	141	488	2 128	17	4	8	4	1	—	—	—	—	—	
62441	Child day care services .....	141	488	2 128	17	4	8	4	1	—	—	—	—	—	
624410	Child day care services .....	141	488	2 128	17	4	8	4	1	—	—	—	—	—	
<b>71 Arts, entertainment &amp; recreation</b>															
713	Amusement, gambling & recreation industries ....	(F)	(D)	(D)	41	16	6	9	8	2	—	—	—	—	
7139	Other amusement & recreation industries .....	(F)	(D)	(D)	40	16	6	8	8	2	—	—	—	—	
71391	Golf courses & country clubs .....	215	658	2 773	12	3	1	4	3	1	—	—	—	—	
713910	Golf courses & country clubs .....	215	658	2 773	12	3	1	4	3	1	—	—	—	—	
71393	Marinas .....	171	783	2 839	11	4	3	—	3	1	—	—	—	—	
713930	Marinas .....	171	783	2 839	11	4	3	—	3	1	—	—	—	—	
<b>72 Accommodation &amp; food services</b>															
721	Accommodation .....	306	1 062	4 262	28	12	8	4	3	—	1	—	—	—	
7211	Traveler accommodation .....	277	951	3 865	22	10	4	4	3	—	1	—	—	—	
72111	Hotels (exc casino hotels) & motels .....	277	951	3 865	22	10	4	4	3	—	1	—	—	—	
721110	Hotels (exc casino hotels) & motels .....	277	951	3 865	22	10	4	4	3	—	1	—	—	—	
722	Food services & drinking places .....	3 442	9 687	37 412	199	63	42	38	38	15	3	—	—	—	
7221	Full-service restaurants .....	2 115	6 387	23 973	90	22	22	11	20	12	3	—	—	—	
72211	Full-service restaurants .....	2 115	6 387	23 973	90	22	22	11	20	12	3	—	—	—	
722110	Full-service restaurants .....	2 115	6 387	23 973	90	22	22	11	20	12	3	—	—	—	
7222	Limited-service eating places .....	1 193	2 966	11 891	88	32	12	24	17	3	—	—	—	—	
72221	Limited-service eating places .....	1 193	2 966	11 891	88	32	12	24	17	3	—	—	—	—	
722211	Limited-service restaurants .....	1 098	2 683	10 807	74	26	9	19	17	3	—	—	—	—	
7224	Drinking places (alcoholic beverages) .....	105	238	1 004	16	7	6	2	1	—	—	—	—	—	
72241	Drinking places (alcoholic beverages) .....	105	238	1 004	16	7	6	2	1	—	—	—	—	—	
722410	Drinking places (alcoholic beverages) .....	105	238	1 004	16	7	6	2	1	—	—	—	—	—	
<b>81 Other services (except public administration)</b>															
811	Repair & maintenance .....	299	1 679	6 736	95	77	11	7	—	—	—	—	—	—	
8111	Automotive repair & maintenance .....	228	1 314	5 273	66	52	8	6	—	—	—	—	—	—	
81111	Automotive mechanical & electrical R&M .....	121	634	2 471	45	41	3	1	—	—	—	—	—	—	
812	Personal & laundry services .....	560	2 470	9 771	114	74	25	14	1	—	—	—	—	—	
8121	Personal care services .....	335	1 344	4 843	76	52	14	10	—	—	—	—	—	—	
81211	Hair, nail & skin care services .....	304	1 270	4 514	68	45	14	9	—	—	—	—	—	—	
812112	Beauty salons .....	285	1 231	4 315	58	35	14	9	—	—	—	—	—	—	
8122	Death care services .....	102	477	2 152	14	4	8	2	—	—	—	—	—	—	
813	Religious, grantmaking, civic, prof & like organizations .....	1 074	3 421	13 819	133	75	24	23	10	—	1	—	—	—	
8131	Religious organizations .....	612	1 995	8 250	73	36	16	12	9	—	—	—	—	—	
81311	Religious organizations .....	612	1 995	8 250	73	36	16	12	9	—	—	—	—	—	
813110	Religious organizations .....	612	1 995	8 250	73	36	16	12	9	—	—	—	—	—	
8134	Civic & social organizations .....	260	547	2 119	14	6	3	3	1	—	1	—	—	—	
81341	Civic & social organizations .....	260	547	2 119	14	6	3	3	1	—	1	—	—	—	
813410	Civic & social organizations .....	260	547	2 119	14	6	3	3	1	—	1	—	—	—	
8139	Business, labor, political, like organizations .....	161	650	2 466	37	26	5	6	—	—	—	—	—	—	
81399	Oth similar organizations (exc business, prof, labor, pol) .....	137	553	2 095	33	24	4	5	—	—	—	—	—	—	
813990	Oth similar organizations (exc business, prof, labor, pol) .....	137	553	2 095	33	24	4	5	—	—	—	—	—	—	

See footnotes at end of table.

**Table 6. Counties—Employees, Payroll, and Establishments by Industry: 2003—Con.**

[Excludes most government employees, railroad employees, and self-employed persons. Size class 1 to 4 includes establishments with payroll, but no employees, during mid-March pay period. (D) denotes figures withheld to avoid disclosing data for individual companies; the data are included in broader industry totals. Detailed industries with 100 or more employees are shown if industry was not a (D). For explanation of terms, abbreviations, and data reliability/comparability, see introductory text]

NAICS code	Industry	Number of employees for week including March 12	Payroll (\$1,000)		Total number of establishments	Number of establishments by employment-size class								
			First quarter	Annual		1 to 4	5 to 9	10 to 19	20 to 49	50 to 99	100 to 249	250 to 499	500 to 999	1,000 or more
<b>99</b>	<b>CHARLOTTE—Con.</b>													
	<b>Unclassified establishments</b> .....	<b>13</b>	<b>36</b>	<b>217</b>	<b>10</b>	<b>9</b>	<b>1</b>	—	—	—	—	—	—	—
	<b>CITRUS</b>													
	<b>Total</b> .....	<b>25 194</b>	<b>154 989</b>	<b>625 819</b>	<b>2 516</b>	<b>1 537</b>	<b>464</b>	<b>278</b>	<b>158</b>	<b>39</b>	<b>32</b>	<b>4</b>	<b>4</b>	—
<b>11</b>	<b>Forestry, fishing, hunting, and agriculture support</b> .....	<b>(C)</b>	<b>(D)</b>	<b>(D)</b>	<b>13</b>	<b>11</b>	<b>1</b>	—	—	<b>1</b>	—	—	—	—
115	Agriculture & forestry support activities .....	(C)	(D)	(D)	5	3	1	—	—	1	—	—	—	—
1151	Crop production support activities .....	(C)	(D)	(D)	5	3	1	—	—	1	—	—	—	—
11511	Crop production support activities .....	(C)	(D)	(D)	5	3	1	—	—	1	—	—	—	—
<b>21</b>	<b>Mining</b> .....	<b>(B)</b>	<b>(D)</b>	<b>(D)</b>	<b>4</b>	—	—	<b>3</b>	<b>1</b>	—	—	—	—	—
<b>22</b>	<b>Utilities</b> .....	<b>(G)</b>	<b>(D)</b>	<b>(D)</b>	<b>30</b>	<b>10</b>	<b>4</b>	<b>5</b>	<b>4</b>	<b>2</b>	<b>2</b>	<b>1</b>	<b>2</b>	—
221	Utilities .....	(G)	(D)	(D)	30	10	4	5	4	2	2	1	2	—
2211	Elec pwr generation, transmsn & distribution .....	(G)	(D)	(D)	23	8	1	3	4	2	2	1	2	—
22111	Electric power generation .....	(G)	(D)	(D)	19	7	1	2	2	2	2	1	2	—
<b>23</b>	<b>Construction</b> .....	<b>2 240</b>	<b>10 833</b>	<b>48 353</b>	<b>296</b>	<b>190</b>	<b>47</b>	<b>31</b>	<b>23</b>	<b>1</b>	<b>4</b>	—	—	—
236	Construction of Buildings .....	342	2 295	9 803	64	47	9	6	1	—	1	—	—	—
2361	Residential Building Construction .....	179	1 044	4 481	55	43	7	5	—	—	—	—	—	—
23611	Residential Building Construction .....	179	1 044	4 481	55	43	7	5	—	—	—	—	—	—
236115	New Single-Family Housing Construction (except Operative Builders) .....	135	838	3 878	43	33	6	4	—	—	—	—	—	—
2362	Nonresidential Building Construction .....	163	1 251	5 322	9	4	2	1	1	—	1	—	—	—
23622	Commercial and Institutional Building Construction .....	(C)	(D)	(D)	8	4	2	1	—	—	1	—	—	—
237	Heavy and Civil Engineering Construction .....	240	1 346	6 817	31	19	5	—	7	—	—	—	—	—
2371	Utility System Construction .....	(C)	(D)	(D)	15	8	2	—	5	—	—	—	—	—
238	Specialty Trade Contractors .....	1 658	7 192	31 733	201	124	33	25	15	1	3	—	—	—
2381	Foundation, Structure, and Building Exterior Contractors .....	548	1 895	8 943	61	36	10	7	7	—	1	—	—	—
23814	Masonry Contractors .....	171	528	2 313	17	8	3	3	3	—	—	—	—	—
238140	Masonry Contractors .....	171	528	2 313	17	8	3	3	3	—	—	—	—	—
23817	Siding Contractors .....	(C)	(D)	(D)	3	2	—	—	—	—	1	—	—	—
2382	Building Equipment Contractors .....	582	3 427	14 215	56	30	9	10	5	1	1	—	—	—
23821	Electrical Contractors .....	316	1 880	7 387	28	17	3	3	4	—	1	—	—	—
238210	Electrical Contractors .....	316	1 880	7 387	28	17	3	3	4	—	1	—	—	—
23822	Plumbing, Heating, and Air-Conditioning Contractors .....	266	1 547	6 828	28	13	6	7	1	1	—	—	—	—
238220	Plumbing, Heating, and Air-Conditioning Contractors .....	266	1 547	6 828	28	13	6	7	1	1	—	—	—	—
2383	Building Finishing Contractors .....	220	872	4 116	52	38	8	3	3	—	—	—	—	—
2389	Other Specialty Trade Contractors .....	308	998	4 459	32	20	6	5	—	—	1	—	—	—
23891	Site Preparation Contractors .....	227	681	2 991	15	8	4	2	—	—	1	—	—	—
238910	Site Preparation Contractors .....	227	681	2 991	15	8	4	2	—	—	1	—	—	—
<b>31-33</b>	<b>Manufacturing</b> .....	<b>684</b>	<b>3 870</b>	<b>15 447</b>	<b>63</b>	<b>40</b>	<b>14</b>	<b>4</b>	<b>3</b>	<b>1</b>	—	<b>1</b>	—	—
336	Transportation equipment mfg .....	(E)	(D)	(D)	3	2	—	—	—	—	—	1	—	—
3366	Ship & boat building .....	(E)	(D)	(D)	2	1	—	—	—	—	—	1	—	—
33661	Ship & boat building .....	(E)	(D)	(D)	2	1	—	—	—	—	—	1	—	—
<b>42</b>	<b>Wholesale trade</b> .....	<b>503</b>	<b>3 307</b>	<b>13 622</b>	<b>92</b>	<b>74</b>	<b>13</b>	—	<b>3</b>	<b>1</b>	<b>1</b>	—	—	—
423	Merchant Wholesalers, Durable Goods .....	412	2 712	11 443	56	43	9	—	2	1	1	—	—	—
4231	Motor Vehicle and Motor Vehicle Parts and Supplies Merchant Wholesalers .....	239	1 782	7 184	8	4	2	—	—	1	1	—	—	—
42314	Motor Vehicle Parts (Used) Merchant Wholesalers .....	(C)	(D)	(D)	2	—	—	—	—	1	1	—	—	—
<b>44-45</b>	<b>Retail trade</b> .....	<b>5 380</b>	<b>24 328</b>	<b>103 475</b>	<b>492</b>	<b>279</b>	<b>102</b>	<b>64</b>	<b>24</b>	<b>10</b>	<b>13</b>	—	—	—
441	Motor vehicle & parts dealers .....	906	6 866	29 359	81	41	13	16	8	2	1	—	—	—
4411	Automobile dealers .....	600	5 281	22 779	25	10	1	3	8	2	1	—	—	—
44111	New car dealers .....	524	5 047	22 169	14	1	—	3	8	1	1	—	—	—
441110	New car dealers .....	524	5 047	22 169	14	1	—	3	8	1	1	—	—	—
4412	Other motor vehicle dealers .....	111	628	2 653	25	17	3	5	—	—	—	—	—	—
4413	Automotive parts, accessories & tire stores .....	195	957	3 927	31	14	9	8	—	—	—	—	—	—
44131	Automotive parts, accessories & tire stores .....	139	569	2 382	22	10	6	6	—	—	—	—	—	—
441310	Automotive parts, accessories & tire stores .....	139	569	2 382	22	10	6	6	—	—	—	—	—	—
442	Furniture & home furnishing stores .....	161	593	2 546	34	22	7	5	—	—	—	—	—	—
4421	Furniture stores .....	101	379	1 534	16	7	5	4	—	—	—	—	—	—
44211	Furniture stores .....	101	379	1 534	16	7	5	4	—	—	—	—	—	—
442110	Furniture stores .....	101	379	1 534	16	7	5	4	—	—	—	—	—	—
444	Bldg material & garden equip & supp dealers .....	467	2 004	7 887	39	23	7	4	4	—	1	—	—	—
4441	Building material & supplies dealers .....	445	1 944	7 608	32	17	6	4	4	—	1	—	—	—
44411	Home centers .....	(C)	(D)	(D)	1	—	—	—	—	—	1	—	—	—
44419	Other building material dealers .....	128	568	2 561	15	8	3	3	1	—	—	—	—	—
444190	Other building material dealers .....	128	568	2 561	15	8	3	3	1	—	—	—	—	—
445	Food & beverage stores .....	1 628	5 624	22 944	58	30	8	7	1	3	9	—	—	—
4451	Grocery stores .....	1 512	5 251	21 395	36	17	4	2	1	3	9	—	—	—
44511	Grocery (except convenience) stores .....	1 479	5 132	20 854	21	4	2	2	1	3	8	—	—	—
445110	Grocery (except convenience) stores .....	1 479	5 132	20 854	21	4	2	2	1	3	8	—	—	—

See footnotes at end of table.



**Table 6. Counties—Employees, Payroll, and Establishments by Industry: 2003—Con.**

[Excludes most government employees, railroad employees, and self-employed persons. Size class 1 to 4 includes establishments with payroll, but no employees, during mid-March pay period. (D) denotes figures withheld to avoid disclosing data for individual companies; the data are included in broader industry totals. Detailed industries with 100 or more employees are shown if industry was not a (D). For explanation of terms, abbreviations, and data reliability/comparability, see introductory text]

NAICS code	Industry	Number of employees for week including March 12	Payroll (\$1,000)		Total number of establishments	Number of establishments by employment-size class								
			First quarter	Annual		1 to 4	5 to 9	10 to 19	20 to 49	50 to 99	100 to 249	250 to 499	500 to 999	1,000 or more
<b>CITRUS—Con.</b>														
<b>44-45 Retail trade—Con.</b>														
446	Health & personal care stores .....	289	1 889	8 275	40	22	8	6	4	—	—	—	—	—
4461	Health & personal care stores .....	289	1 889	8 275	40	22	8	6	4	—	—	—	—	—
44611	Pharmacies & drug stores .....	212	1 533	6 555	12	—	2	6	4	—	—	—	—	—
446110	Pharmacies & drug stores .....	212	1 533	6 555	12	—	2	6	4	—	—	—	—	—
447	Gasoline stations .....	373	1 199	4 947	68	32	24	11	1	—	—	—	—	—
4471	Gasoline stations .....	373	1 199	4 947	68	32	24	11	1	—	—	—	—	—
44711	Gasoline stations with convenience stores .....	346	1 108	4 552	62	28	23	10	1	—	—	—	—	—
447110	Gasoline stations with convenience stores .....	346	1 108	4 552	62	28	23	10	1	—	—	—	—	—
448	Clothing & clothing accessories stores .....	298	862	3 616	36	18	10	5	2	1	—	—	—	—
4481	Clothing stores .....	194	491	2 184	15	5	4	3	2	1	—	—	—	—
44814	Family clothing stores .....	(C)	(D)	(D)	8	2	1	2	2	1	—	—	—	—
452	General merchandise stores .....	835	3 608	16 456	18	1	8	—	3	4	2	—	—	—
4521	Department stores .....	514	2 230	8 767	6	—	—	—	1	4	1	—	—	—
45211	Department stores .....	514	2 230	8 767	6	—	—	—	1	4	1	—	—	—
4529	Other general merchandise stores .....	321	1 378	7 689	12	1	8	—	2	—	1	—	—	—
45291	Warehouse clubs & superstores .....	(C)	(D)	(D)	1	—	—	—	—	—	1	—	—	—
45299	All other general merchandise stores .....	(C)	(D)	(D)	11	1	8	—	2	—	—	—	—	—
453	Miscellaneous store retailers .....	219	683	3 132	60	48	4	7	1	—	—	—	—	—
<b>48-49</b>	<b>Transportation &amp; warehousing .....</b>	<b>(C)</b>	<b>(D)</b>	<b>(D)</b>	<b>43</b>	<b>40</b>	<b>2</b>	<b>—</b>	<b>1</b>	<b>—</b>	<b>—</b>	<b>—</b>	<b>—</b>	<b>—</b>
<b>51</b>	<b>Information .....</b>	<b>393</b>	<b>2 587</b>	<b>9 919</b>	<b>29</b>	<b>14</b>	<b>6</b>	<b>4</b>	<b>4</b>	<b>—</b>	<b>1</b>	<b>—</b>	<b>—</b>	<b>—</b>
511	Publishing industries .....	(C)	(D)	(D)	2	—	1	—	—	—	1	—	—	—
5111	Newspaper, periodical, book, database publishers .....	(C)	(D)	(D)	2	—	1	—	—	—	1	—	—	—
51111	Newspaper publishers .....	(C)	(D)	(D)	2	—	1	—	—	—	1	—	—	—
<b>52</b>	<b>Finance &amp; insurance .....</b>	<b>772</b>	<b>6 011</b>	<b>24 915</b>	<b>129</b>	<b>64</b>	<b>43</b>	<b>17</b>	<b>5</b>	<b>—</b>	<b>—</b>	<b>—</b>	<b>—</b>	<b>—</b>
522	Credit intermediation & related activities .....	492	3 611	14 424	60	18	28	9	5	—	—	—	—	—
5221	Depository credit intermediation .....	454	3 386	13 479	44	4	26	9	5	—	—	—	—	—
52211	Commercial banking .....	419	3 132	12 486	39	3	23	8	5	—	—	—	—	—
522110	Commercial banking .....	419	3 132	12 486	39	3	23	8	5	—	—	—	—	—
524	Insurance carriers & related activities .....	240	1 619	7 127	46	25	13	8	—	—	—	—	—	—
5242	Agencies & other insurance related activities .....	205	1 414	6 312	42	24	12	6	—	—	—	—	—	—
52421	Insurance agencies & brokerages .....	203	1 380	6 169	39	21	12	6	—	—	—	—	—	—
524210	Insurance agencies & brokerages .....	203	1 380	6 169	39	21	12	6	—	—	—	—	—	—
<b>53</b>	<b>Real estate &amp; rental &amp; leasing .....</b>	<b>491</b>	<b>1 841</b>	<b>8 252</b>	<b>138</b>	<b>115</b>	<b>9</b>	<b>11</b>	<b>2</b>	<b>1</b>	<b>—</b>	<b>—</b>	<b>—</b>	<b>—</b>
531	Real estate .....	281	1 066	5 131	116	105	5	4	2	—	—	—	—	—
5311	Lessors of real estate .....	122	312	1 488	39	36	—	2	1	—	—	—	—	—
5312	Offices of real estate agents & brokers .....	109	487	2 493	53	48	3	1	1	—	—	—	—	—
53121	Offices of real estate agents & brokers .....	109	487	2 493	53	48	3	1	1	—	—	—	—	—
531210	Offices of real estate agents & brokers .....	109	487	2 493	53	48	3	1	1	—	—	—	—	—
532	Rental & leasing services .....	(C)	(D)	(D)	21	9	4	7	—	1	—	—	—	—
5322	Consumer goods rental .....	160	397	1 600	14	5	3	5	—	1	—	—	—	—
<b>54</b>	<b>Professional, scientific &amp; technical services .....</b>	<b>649</b>	<b>3 955</b>	<b>18 105</b>	<b>199</b>	<b>159</b>	<b>24</b>	<b>12</b>	<b>4</b>	<b>—</b>	<b>—</b>	<b>—</b>	<b>—</b>	<b>—</b>
541	Professional, scientific & technical services .....	649	3 955	18 105	199	159	24	12	4	—	—	—	—	—
5411	Legal services .....	180	1 317	6 114	45	31	10	4	—	—	—	—	—	—
54111	Offices of lawyers .....	158	1 169	5 487	37	25	8	4	—	—	—	—	—	—
541110	Offices of lawyers .....	158	1 169	5 487	37	25	8	4	—	—	—	—	—	—
5412	Accounting, tax prep, bookkeep, payroll services .....	152	688	2 858	42	33	6	1	2	—	—	—	—	—
54121	Accounting, tax prep, bookkeep, payroll services .....	152	688	2 858	42	33	6	1	2	—	—	—	—	—
5413	Architectural, engineering & related services .....	109	690	3 152	32	24	3	5	—	—	—	—	—	—
<b>55</b>	<b>Management of companies &amp; enterprises .....</b>	<b>58</b>	<b>629</b>	<b>4 620</b>	<b>6</b>	<b>2</b>	<b>1</b>	<b>3</b>	<b>—</b>	<b>—</b>	<b>—</b>	<b>—</b>	<b>—</b>	<b>—</b>
<b>56</b>	<b>Admin, support, waste mgt, remediation services .....</b>	<b>1 368</b>	<b>5 944</b>	<b>25 064</b>	<b>159</b>	<b>110</b>	<b>28</b>	<b>7</b>	<b>8</b>	<b>5</b>	<b>—</b>	<b>1</b>	<b>—</b>	<b>—</b>
561	Administrative & support services .....	1 177	5 120	22 431	152	110	25	6	7	3	—	1	—	—
5613	Employment services .....	192	646	2 014	8	4	—	—	2	2	—	—	—	—
56132	Temporary help services .....	190	642	1 999	5	1	—	—	2	2	—	—	—	—
561320	Temporary help services .....	190	642	1 999	5	1	—	—	2	2	—	—	—	—
5616	Investigation & security services .....	(E)	(D)	(D)	4	1	2	—	—	—	—	1	—	—
56161	Investigation, guard & armored car services .....	(E)	(D)	(D)	2	—	1	—	—	—	—	1	—	—
5617	Services to buildings & dwellings .....	397	1 474	6 149	99	76	15	5	3	—	—	—	—	—
56171	Exterminating & pest control services .....	126	660	2 496	17	8	5	3	1	—	—	—	—	—
561710	Exterminating & pest control services .....	126	660	2 496	17	8	5	3	1	—	—	—	—	—
56173	Landscaping services .....	142	442	2 259	49	43	4	1	1	—	—	—	—	—
561730	Landscaping services .....	142	442	2 259	49	43	4	1	1	—	—	—	—	—
562	Waste management & remediation services .....	191	824	2 633	7	—	3	1	1	2	—	—	—	—
<b>61</b>	<b>Educational services .....</b>	<b>(C)</b>	<b>(D)</b>	<b>(D)</b>	<b>19</b>	<b>13</b>	<b>—</b>	<b>4</b>	<b>2</b>	<b>—</b>	<b>—</b>	<b>—</b>	<b>—</b>	<b>—</b>
611	Educational services .....	(C)	(D)	(D)	19	13	—	4	2	—	—	—	—	—

See footnotes at end of table.

**Table 6. Counties—Employees, Payroll, and Establishments by Industry: 2003—Con.**

[Excludes most government employees, railroad employees, and self-employed persons. Size class 1 to 4 includes establishments with payroll, but no employees, during mid-March pay period. (D) denotes figures withheld to avoid disclosing data for individual companies; the data are included in broader industry totals. Detailed industries with 100 or more employees are shown if industry was not a (D). For explanation of terms, abbreviations, and data reliability/comparability, see introductory text]

NAICS code	Industry	Number of employees for week including March 12	Payroll (\$1,000)		Total number of establishments	Number of establishments by employment-size class								
			First quarter	Annual		1 to 4	5 to 9	10 to 19	20 to 49	50 to 99	100 to 249	250 to 499	500 to 999	1,000 or more
<b>CITRUS—Con.</b>														
<b>62</b>	<b>Health care and social assistance</b> .....	<b>5 993</b>	<b>41 769</b>	<b>182 479</b>	<b>298</b>	<b>123</b>	<b>75</b>	<b>49</b>	<b>30</b>	<b>8</b>	<b>10</b>	<b>1</b>	<b>2</b>	—
621	Ambulatory health care services .....	2 735	21 931	99 828	236	102	67	35	23	7	1	1	—	—
6211	Offices of physicians .....	921	10 228	49 285	106	41	37	15	12	1	—	—	—	—
62111	Offices of physicians .....	921	10 228	49 285	106	41	37	15	12	1	—	—	—	—
6212	Offices of dentists .....	269	2 008	9 553	33	10	16	5	1	1	—	—	—	—
62121	Offices of dentists .....	269	2 008	9 553	33	10	16	5	1	1	—	—	—	—
621210	Offices of dentists .....	269	2 008	9 553	33	10	16	5	1	1	—	—	—	—
6213	Offices of other health practitioners .....	816	5 057	22 670	61	38	12	5	3	2	—	1	—	—
62134	Offices of PT, OT, speech therapy & audiology .....	671	4 012	17 879	22	9	6	1	3	2	—	1	—	—
621340	Offices of PT, OT, speech therapy & audiology .....	671	4 012	17 879	22	9	6	1	3	2	—	1	—	—
6214	Outpatient care centers .....	192	1 374	5 149	10	3	1	3	2	1	—	—	—	—
62149	Other outpatient care centers .....	(C)	(D)	(D)	8	1	1	3	2	1	—	—	—	—
6216	Home health care services .....	389	2 035	7 734	11	1	1	2	5	1	1	—	—	—
62161	Home health care services .....	389	2 035	7 734	11	1	1	2	5	1	1	—	—	—
621610	Home health care services .....	389	2 035	7 734	11	1	1	2	5	1	1	—	—	—
622	Hospitals .....	(G)	(D)	(D)	2	—	—	—	—	—	—	—	2	—
6221	General medical & surgical hospitals .....	(G)	(D)	(D)	2	—	—	—	—	—	—	—	2	—
62211	General medical & surgical hospitals .....	(G)	(D)	(D)	2	—	—	—	—	—	—	—	2	—
623	Nursing & residential care facilities .....	1 528	8 098	32 559	16	1	—	1	4	1	9	—	—	—
6231	Nursing care facilities .....	995	5 560	23 755	7	—	—	—	—	—	7	—	—	—
62311	Nursing care facilities .....	995	5 560	23 755	7	—	—	—	—	—	7	—	—	—
623110	Nursing care facilities .....	995	5 560	23 755	7	—	—	—	—	—	7	—	—	—
6233	Community care facilities for the elderly .....	(E)	(D)	(D)	7	1	—	1	4	—	1	—	—	—
62331	Community care facilities for the elderly .....	(E)	(D)	(D)	7	1	—	1	4	—	1	—	—	—
6239	Other residential care facilities .....	(C)	(D)	(D)	2	—	—	—	—	1	1	—	—	—
62399	Other residential care facilities .....	(C)	(D)	(D)	2	—	—	—	—	1	1	—	—	—
624	Social assistance .....	(E)	(D)	(D)	44	20	8	13	3	—	—	—	—	—
6244	Child day care services .....	(E)	(D)	(D)	25	5	7	11	2	—	—	—	—	—
62441	Child day care services .....	(E)	(D)	(D)	25	5	7	11	2	—	—	—	—	—
<b>71</b>	<b>Arts, entertainment &amp; recreation</b> .....	<b>349</b>	<b>1 072</b>	<b>4 359</b>	<b>37</b>	<b>16</b>	<b>9</b>	<b>8</b>	<b>3</b>	<b>1</b>	—	—	—	—
713	Amusement, gambling & recreation industries .....	331	988	4 062	30	11	7	8	3	1	—	—	—	—
7139	Other amusement & recreation industries .....	(E)	(D)	(D)	29	10	7	8	3	1	—	—	—	—
71391	Golf courses & country clubs .....	177	562	2 254	7	1	1	1	3	1	—	—	—	—
713910	Golf courses & country clubs .....	177	562	2 254	7	1	1	1	3	1	—	—	—	—
<b>72</b>	<b>Accommodation &amp; food services</b> .....	<b>2 337</b>	<b>5 837</b>	<b>22 208</b>	<b>176</b>	<b>69</b>	<b>33</b>	<b>31</b>	<b>36</b>	<b>6</b>	<b>1</b>	—	—	—
721	Accommodation .....	253	681	2 655	19	10	1	6	1	—	1	—	—	—
7211	Traveler accommodation .....	240	656	2 550	14	6	—	6	1	—	1	—	—	—
72111	Hotels (exc casino hotels) & motels .....	240	656	2 550	14	6	—	6	1	—	1	—	—	—
721110	Hotels (exc casino hotels) & motels .....	240	656	2 550	14	6	—	6	1	—	1	—	—	—
722	Food services & drinking places .....	2 084	5 156	19 553	157	59	32	25	35	6	—	—	—	—
7221	Full-service restaurants .....	1 137	3 013	10 522	89	34	18	18	14	5	—	—	—	—
72211	Full-service restaurants .....	1 137	3 013	10 522	89	34	18	18	14	5	—	—	—	—
722110	Full-service restaurants .....	1 137	3 013	10 522	89	34	18	18	14	5	—	—	—	—
7222	Limited-service eating places .....	843	1 827	7 708	55	17	11	7	19	1	—	—	—	—
72221	Limited-service eating places .....	843	1 827	7 708	55	17	11	7	19	1	—	—	—	—
722211	Limited-service restaurants .....	800	1 749	7 461	49	16	7	6	19	1	—	—	—	—
<b>81</b>	<b>Other services (except public administration)</b> .....	<b>1 385</b>	<b>4 792</b>	<b>19 898</b>	<b>285</b>	<b>200</b>	<b>53</b>	<b>25</b>	<b>5</b>	<b>2</b>	—	—	—	—
811	Repair & maintenance .....	315	1 417	5 522	81	64	13	3	—	1	—	—	—	—
8111	Automotive repair & maintenance .....	164	865	3 601	59	48	9	2	—	—	—	—	—	—
812	Personal & laundry services .....	372	1 315	5 436	94	73	10	9	2	—	—	—	—	—
8121	Personal care services .....	232	743	2 869	60	47	6	6	1	—	—	—	—	—
81211	Hair, nail & skin care services .....	(C)	(D)	(D)	58	45	6	6	1	—	—	—	—	—
812112	Beauty salons .....	215	684	2 663	52	39	6	6	1	—	—	—	—	—
813	Religious, grantmaking, civic, prof & like organizations .....	698	2 060	8 940	110	63	30	13	3	1	—	—	—	—
8131	Religious organizations .....	495	1 590	6 962	73	41	21	8	2	1	—	—	—	—
81311	Religious organizations .....	495	1 590	6 962	73	41	21	8	2	1	—	—	—	—
813110	Religious organizations .....	495	1 590	6 962	73	41	21	8	2	1	—	—	—	—
<b>99</b>	<b>Unclassified establishments</b> .....	<b>(A)</b>	<b>(D)</b>	<b>(D)</b>	<b>8</b>	<b>8</b>	—	—	—	—	—	—	—	—
<b>CLAY</b>														
	<b>Total</b> .....	<b>34 605</b>	<b>190 114</b>	<b>806 105</b>	<b>3 180</b>	<b>1 855</b>	<b>599</b>	<b>365</b>	<b>245</b>	<b>64</b>	<b>44</b>	<b>6</b>	<b>1</b>	<b>1</b>
<b>11</b>	<b>Forestry, fishing, hunting, and agriculture support</b> .....	<b>76</b>	<b>463</b>	<b>2 032</b>	<b>20</b>	<b>11</b>	<b>9</b>	—	—	—	—	—	—	—
<b>21</b>	<b>Mining</b> .....	<b>(C)</b>	<b>(D)</b>	<b>(D)</b>	<b>2</b>	—	<b>1</b>	—	—	—	<b>1</b>	—	—	—
212	Mining (except oil & gas) .....	(C)	(D)	(D)	2	—	1	—	—	—	1	—	—	—
2122	Metal ore mining .....	(C)	(D)	(D)	1	—	—	—	—	—	1	—	—	—
21229	Other metal ore mining .....	(C)	(D)	(D)	1	—	—	—	—	—	1	—	—	—
<b>22</b>	<b>Utilities</b> .....	<b>(E)</b>	<b>(D)</b>	<b>(D)</b>	<b>8</b>	<b>3</b>	—	<b>2</b>	<b>2</b>	—	<b>1</b>	—	—	—
221	Utilities .....	(E)	(D)	(D)	8	3	—	2	2	—	1	—	—	—
2211	Elec pwr generation, transmsn & distribution ...	(E)	(D)	(D)	4	1	—	—	2	—	1	—	—	—
22112	Electric pwr transmsn, control & distribution ...	(E)	(D)	(D)	3	—	—	—	2	—	1	—	—	—

See footnotes at end of table.

**Table 6. Counties—Employees, Payroll, and Establishments by Industry: 2003—Con.**

[Excludes most government employees, railroad employees, and self-employed persons. Size class 1 to 4 includes establishments with payroll, but no employees, during mid-March pay period. (D) denotes figures withheld to avoid disclosing data for individual companies; the data are included in broader industry totals. Detailed industries with 100 or more employees are shown if industry was not a (D). For explanation of terms, abbreviations, and data reliability/comparability, see introductory text]

NAICS code	Industry	Number of employees for week including March 12	Payroll (\$1,000)		Total number of establishments	Number of establishments by employment-size class								
			First quarter	Annual		1 to 4	5 to 9	10 to 19	20 to 49	50 to 99	100 to 249	250 to 499	500 to 999	1,000 or more
<b>CLAY—Con.</b>														
<b>23</b>	<b>Construction</b>	<b>2 662</b>	<b>15 824</b>	<b>71 506</b>	<b>451</b>	<b>306</b>	<b>65</b>	<b>46</b>	<b>28</b>	<b>6</b>	—	—	—	—
236	Construction of Buildings	485	3 591	20 658	114	86	16	8	3	1	—	—	—	—
2361	Residential Building Construction	283	2 259	14 864	87	72	9	4	1	1	—	—	—	—
23611	Residential Building Construction	283	2 259	14 864	87	72	9	4	1	1	—	—	—	—
236115	New Single-Family Housing Construction (except Operative Builders)	153	1 001	9 710	58	49	6	2	1	—	—	—	—	—
236117	New Housing Operative Builders	102	1 113	4 471	8	3	2	2	—	1	—	—	—	—
2362	Nonresidential Building Construction	202	1 332	5 794	27	14	7	4	2	—	—	—	—	—
23622	Commercial and Institutional Building Construction	(C)	(D)	(D)	25	14	6	4	1	—	—	—	—	—
237	Heavy and Civil Engineering Construction	378	2 831	12 257	33	17	5	3	7	1	—	—	—	—
2371	Utility System Construction	(C)	(D)	(D)	13	6	2	1	4	—	—	—	—	—
2373	Highway, Street, and Bridge Construction	107	927	4 095	5	2	1	1	—	1	—	—	—	—
23731	Highway, Street, and Bridge Construction	107	927	4 095	5	2	1	1	—	1	—	—	—	—
237310	Highway, Street, and Bridge Construction	107	927	4 095	5	2	1	1	—	1	—	—	—	—
238	Specialty Trade Contractors	1 799	9 402	38 591	304	203	44	35	18	4	—	—	—	—
2381	Foundation, Structure, and Building Exterior Contractors	467	2 440	10 376	90	61	12	13	4	—	—	—	—	—
23811	Poured Concrete Foundation and Structure Contractors	136	768	3 258	21	14	3	2	2	—	—	—	—	—
238110	Poured Concrete Foundation and Structure Contractors	136	768	3 258	21	14	3	2	2	—	—	—	—	—
23814	Masonry Contractors	117	597	2 505	21	14	3	3	1	—	—	—	—	—
238140	Masonry Contractors	117	597	2 505	21	14	3	3	1	—	—	—	—	—
2382	Building Equipment Contractors	552	3 227	14 043	83	49	16	11	5	2	—	—	—	—
23821	Electrical Contractors	(C)	(D)	(D)	30	17	6	3	3	1	—	—	—	—
23822	Plumbing, Heating, and Air-Conditioning Contractors	304	1 807	7 188	51	31	10	7	2	1	—	—	—	—
238220	Plumbing, Heating, and Air-Conditioning Contractors	304	1 807	7 188	51	31	10	7	2	1	—	—	—	—
2383	Building Finishing Contractors	569	2 527	9 615	96	70	13	5	6	2	—	—	—	—
23831	Drywall and Insulation Contractors	146	811	3 070	21	12	4	3	2	—	—	—	—	—
238310	Drywall and Insulation Contractors	146	811	3 070	21	12	4	3	2	—	—	—	—	—
23832	Painting and Wall Covering Contractors	205	595	2 435	27	21	2	—	3	1	—	—	—	—
238320	Painting and Wall Covering Contractors	205	595	2 435	27	21	2	—	3	1	—	—	—	—
23835	Finish Carpentry Contractors	107	472	1 696	23	18	2	2	1	—	—	—	—	—
238350	Finish Carpentry Contractors	107	472	1 696	23	18	2	2	1	—	—	—	—	—
2389	Other Specialty Trade Contractors	211	1 208	4 557	35	23	3	6	3	—	—	—	—	—
23899	All Other Specialty Trade Contractors	127	748	2 756	23	15	3	4	1	—	—	—	—	—
238990	All Other Specialty Trade Contractors	127	748	2 756	23	15	3	4	1	—	—	—	—	—
<b>31-33</b>	<b>Manufacturing</b>	<b>1 319</b>	<b>10 645</b>	<b>43 318</b>	<b>74</b>	<b>35</b>	<b>18</b>	<b>4</b>	<b>10</b>	<b>4</b>	<b>3</b>	—	—	—
325	Chemical mfg	(C)	(D)	(D)	1	—	—	—	—	—	1	—	—	—
3256	Soap, cleaners & toilet preparation mfg	(C)	(D)	(D)	1	—	—	—	—	—	1	—	—	—
32561	Soap & cleaning compound mfg	(C)	(D)	(D)	1	—	—	—	—	—	1	—	—	—
327	Nonmetallic mineral product mfg	253	1 813	7 627	11	3	2	1	4	—	1	—	—	—
3273	Cement & concrete product mfg	253	1 813	7 627	11	3	2	1	4	—	1	—	—	—
32739	Other concrete product mfg	(C)	(D)	(D)	4	1	1	—	1	—	1	—	—	—
332	Fabricated metal product mfg	235	1 684	7 174	12	3	4	1	3	1	—	—	—	—
3323	Architectural & structural metals mfg	103	881	3 489	3	—	1	—	2	—	—	—	—	—
333	Machinery mfg	(E)	(D)	(D)	4	1	2	—	—	—	1	—	—	—
3333	Commercial & service industry machinery mfg	(C)	(D)	(D)	1	—	—	—	—	—	1	—	—	—
33331	Commercial & service industry machinery mfg	(C)	(D)	(D)	1	—	—	—	—	—	1	—	—	—
335	Electrical equip, appliance & component mfg	(C)	(D)	(D)	3	1	—	—	1	1	—	—	—	—
<b>42</b>	<b>Wholesale trade</b>	<b>596</b>	<b>4 432</b>	<b>22 305</b>	<b>125</b>	<b>96</b>	<b>17</b>	<b>7</b>	<b>4</b>	—	<b>1</b>	—	—	—
423	Merchant Wholesalers, Durable Goods	453	3 366	17 802	69	50	10	4	4	—	1	—	—	—
4238	Machinery, Equipment, and Supplies Merchant Wholesalers	164	1 221	5 695	26	18	3	2	3	—	—	—	—	—
4239	Miscellaneous Durable Goods Merchant Wholesalers	159	1 257	5 858	9	6	2	—	—	—	1	—	—	—
42391	Sporting and Recreational Goods and Supplies Merchant Wholesalers	(C)	(D)	(D)	2	1	—	—	—	—	1	—	—	—
<b>44-45</b>	<b>Retail trade</b>	<b>8 380</b>	<b>38 663</b>	<b>160 715</b>	<b>574</b>	<b>251</b>	<b>158</b>	<b>86</b>	<b>43</b>	<b>19</b>	<b>15</b>	<b>2</b>	—	—
441	Motor vehicle & parts dealers	917	7 960	32 478	74	28	23	11	8	3	1	—	—	—
4411	Automobile dealers	533	5 504	20 704	25	13	2	1	5	3	1	—	—	—
44111	New car dealers	508	5 368	20 144	12	1	1	1	5	3	1	—	—	—
441110	New car dealers	508	5 368	20 144	12	1	1	1	5	3	1	—	—	—
4412	Other motor vehicle dealers	112	901	4 957	13	5	3	3	2	—	—	—	—	—
44122	Motorcycle & boat & other MV dealers	(C)	(D)	(D)	11	4	2	3	2	—	—	—	—	—
4413	Automotive parts, accessories & tire stores	272	1 555	6 817	36	10	18	7	1	—	—	—	—	—
44131	Automotive parts, accessories & tire stores	135	569	2 529	15	5	5	4	1	—	—	—	—	—
441310	Automotive parts, accessories & tire stores	135	569	2 529	15	5	5	4	1	—	—	—	—	—
44132	Tire dealers	137	986	4 288	21	5	13	3	—	—	—	—	—	—
441320	Tire dealers	137	986	4 288	21	5	13	3	—	—	—	—	—	—
442	Furniture & home furnishing stores	250	1 500	6 757	32	14	8	8	2	—	—	—	—	—
4421	Furniture stores	147	1 062	4 495	18	9	3	5	1	—	—	—	—	—
44211	Furniture stores	147	1 062	4 495	18	9	3	5	1	—	—	—	—	—
442110	Furniture stores	147	1 062	4 495	18	9	3	5	1	—	—	—	—	—
4422	Home furnishings stores	103	438	2 262	14	5	5	3	1	—	—	—	—	—

See footnotes at end of table.

**Table 6. Counties—Employees, Payroll, and Establishments by Industry: 2003—Con.**

[Excludes most government employees, railroad employees, and self-employed persons. Size class 1 to 4 includes establishments with payroll, but no employees, during mid-March pay period. (D) denotes figures withheld to avoid disclosing data for individual companies; the data are included in broader industry totals. Detailed industries with 100 or more employees are shown if industry was not a (D). For explanation of terms, abbreviations, and data reliability/comparability, see introductory text]

NAICS code	Industry	Number of employees for week including March 12	Payroll (\$1,000)		Total number of establishments	Number of establishments by employment-size class																					
			First quarter	Annual		1 to 4	5 to 9	10 to 19	20 to 49	50 to 99	100 to 249	250 to 499	500 to 999	1,000 or more													
<b>CLAY—Con.</b>																											
<b>44-45 Retail trade—Con.</b>																											
443	Electronics & appliance stores .....	101	472	1 851	30	19	9	2	—	—	—	—	—	—	—	—	—										
4431	Electronics & appliance stores .....	101	472	1 851	30	19	9	2	—	—	—	—	—	—	—	—	—										
444	Bldg material & garden equip & supp dealers .....	847	4 253	18 143	52	23	12	8	6	1	2	—	—	—	—	—	—										
4441	Building material & supplies dealers .....	726	3 819	16 153	39	17	8	7	4	1	2	—	—	—	—	—	—										
44411	Home centers (E) .....	(D)	(D)	(D)	5	2	—	1	—	—	2	—	—	—	—	—	—										
44413	Hardware stores .....	172	665	2 993	8	2	1	2	2	1	—	—	—	—	—	—	—										
444130	Hardware stores .....	172	665	2 993	8	2	1	2	2	1	—	—	—	—	—	—	—										
44419	Other building material dealers .....	149	1 027	4 855	21	10	5	4	2	—	—	—	—	—	—	—	—										
444190	Other building material dealers .....	149	1 027	4 855	21	10	5	4	2	—	—	—	—	—	—	—	—										
4442	Lawn & garden equip & supplies stores .....	121	434	1 990	13	6	4	1	2	—	—	—	—	—	—	—	—										
44422	Nursery & garden centers (C) .....	(D)	(D)	(D)	11	6	2	1	2	—	—	—	—	—	—	—	—										
445	Food & beverage stores .....	1 674	5 908	25 064	56	29	5	3	5	8	6	—	—	—	—	—	—										
4451	Grocery stores .....	1 611	5 646	23 799	35	12	2	2	5	8	6	—	—	—	—	—	—										
44511	Grocery (except convenience) stores .....	1 577	5 543	23 297	23	2	1	1	5	8	6	—	—	—	—	—	—										
445110	Grocery (except convenience) stores .....	1 577	5 543	23 297	23	2	1	1	5	8	6	—	—	—	—	—	—										
446	Health & personal care stores .....	585	3 211	13 506	50	13	13	13	11	—	—	—	—	—	—	—	—										
4461	Health & personal care stores .....	585	3 211	13 506	50	13	13	13	11	—	—	—	—	—	—	—	—										
44611	Pharmacies & drug stores .....	348	2 178	8 990	19	1	3	6	9	—	—	—	—	—	—	—	—										
446110	Pharmacies & drug stores .....	348	2 178	8 990	19	1	3	6	9	—	—	—	—	—	—	—	—										
44619	Other health & personal care stores .....	119	642	2 979	14	4	4	6	—	—	—	—	—	—	—	—	—										
447	Gasoline stations .....	475	1 782	7 492	71	37	24	8	1	1	—	—	—	—	—	—	—										
4471	Gasoline stations .....	475	1 782	7 492	71	37	24	8	1	1	—	—	—	—	—	—	—										
44711	Gasoline stations with convenience stores .....	347	1 559	6 340	65	34	23	8	—	—	—	—	—	—	—	—	—										
447110	Gasoline stations with convenience stores .....	347	1 559	6 340	65	34	23	8	—	—	—	—	—	—	—	—	—										
44719	Other gasoline stations .....	128	223	1 152	6	3	1	—	1	1	—	—	—	—	—	—	—										
447190	Other gasoline stations .....	128	223	1 152	6	3	1	—	1	1	—	—	—	—	—	—	—										
448	Clothing & clothing accessories stores .....	745	2 275	9 343	71	18	31	15	4	3	—	—	—	—	—	—	—										
4481	Clothing stores .....	578	1 475	6 134	40	8	14	11	4	3	—	—	—	—	—	—	—										
44812	Women's clothing stores .....	102	271	1 116	12	2	5	5	—	—	—	—	—	—	—	—	—										
448120	Women's clothing stores .....	102	271	1 116	12	2	5	5	—	—	—	—	—	—	—	—	—										
44814	Family clothing stores .....	370	886	3 620	16	2	3	5	3	3	—	—	—	—	—	—	—										
448140	Family clothing stores .....	370	886	3 620	16	2	3	5	3	3	—	—	—	—	—	—	—										
451	Sporting goods, hobby, book & music stores .....	275	873	3 840	30	14	7	5	4	—	—	—	—	—	—	—	—										
4511	Sporting goods, hobby, musical instrument stores .....	203	677	3 109	23	12	4	4	3	—	—	—	—	—	—	—	—										
452	General merchandise stores .....	2 033	8 843	35 323	24	1	10	2	1	3	5	2	—	—	—	—	—										
4521	Department stores .....	1 165	5 000	19 586	7	—	—	—	—	2	4	1	—	—	—	—	—										
45211	Department stores .....	1 165	5 000	19 586	7	—	—	—	—	2	4	1	—	—	—	—	—										
452111	Department Stores (except Discount Department Stores) .....	652	2 846	10 769	4	—	—	—	—	1	3	—	—	—	—	—	—										
452112	Discount Department Stores .....	513	2 154	8 817	3	—	—	—	—	1	1	1	—	—	—	—	—										
4529	Other general merchandise stores .....	868	3 843	15 737	17	1	10	2	1	1	1	1	—	—	—	—	—										
45291	Warehouse clubs & superstores (F) .....	(D)	(D)	(D)	3	—	—	—	—	1	1	1	—	—	—	—	—										
45299	All other general merchandise stores (C) .....	(D)	(D)	(D)	14	1	10	2	1	—	—	—	—	—	—	—	—										
453	Miscellaneous store retailers .....	385	1 091	4 550	58	35	14	7	1	—	1	—	—	—	—	—	—										
4532	Office supplies, stationery & gift stores (C) .....	(D)	(D)	(D)	16	7	5	2	1	—	1	—	—	—	—	—	—										
45322	Gift, novelty & souvenir stores .....	171	367	1 407	14	7	5	1	—	—	1	—	—	—	—	—	—										
453220	Gift, novelty & souvenir stores .....	171	367	1 407	14	7	5	1	—	—	1	—	—	—	—	—	—										
<b>48-49 Transportation &amp; warehousing</b>																											
484	Truck transportation .....	230	1 419	5 809	45	35	5	2	2	1	—	—	—	—	—	—	—										
4842	Specialized freight trucking .....	132	911	4 404	22	18	2	—	1	1	—	—	—	—	—	—	—										
488	Transportation support activities .....	143	2 319	9 709	20	14	3	1	1	1	—	—	—	—	—	—	—										
<b>51 Information</b>																											
512	Motion picture & sound recording industries .....	124	269	1 120	6	5	—	—	—	—	1	—	—	—	—	—	—										
5121	Motion picture & video industries (C) .....	(D)	(D)	(D)	5	4	—	—	—	—	1	—	—	—	—	—	—										
51213	Motion picture & video exhibition (C) .....	(D)	(D)	(D)	1	—	—	—	—	—	1	—	—	—	—	—	—										
517	Telecommunications .....	476	4 941	20 525	21	13	3	2	2	—	—	1	—	—	—	—	—										
5171	Wired Telecommunications Carriers (E) .....	(D)	(D)	(D)	9	6	—	1	1	—	—	1	—	—	—	—	—										
51711	Wired Telecommunications Carriers (E) .....	(D)	(D)	(D)	9	6	—	1	1	—	—	1	—	—	—	—	—										
<b>52 Finance &amp; insurance</b>																											
522	Credit intermediation & related activities .....	537	4 125	16 866	85	45	22	14	4	—	—	—	—	—	—	—	—										
5221	Depository credit intermediation .....	403	2 825	11 585	44	12	16	12	4	—	—	—	—	—	—	—	—										
52211	Commercial banking .....	276	2 142	8 617	35	11	11	11	2	—	—	—	—	—	—	—	—										
522110	Commercial banking .....	276	2 142	8 617	35	11	11	11	2	—	—	—	—	—	—	—	—										
52213	Credit unions (C) .....	(D)	(D)	(D)	8	1	4	1	2	—	—	—	—	—	—	—	—										
524	Insurance carriers & related activities .....	(C)	(D)	(D)	65	51	12	2	—	—	—	—	—	—	—	—	—										
5242	Agencies & other insurance related activities ...	158	1 127	4 844	60	49	10	1	—	—	—	—	—	—	—	—	—										
52421	Insurance agencies & brokerages .....	155	1 108	4 717	56	45	10	1	—	—	—	—	—	—	—	—	—										
524210	Insurance agencies & brokerages .....	155	1 108	4 717	56	45	10	1	—	—	—	—	—	—	—	—	—										

See footnotes at end of table.

**Table 6. Counties—Employees, Payroll, and Establishments by Industry: 2003—Con.**

[Excludes most government employees, railroad employees, and self-employed persons. Size class 1 to 4 includes establishments with payroll, but no employees, during mid-March pay period. (D) denotes figures withheld to avoid disclosing data for individual companies; the data are included in broader industry totals. Detailed industries with 100 or more employees are shown if industry was not a (D). For explanation of terms, abbreviations, and data reliability/comparability, see introductory text]

NAICS code	Industry	Number of employees for week including March 12	Payroll (\$1,000)		Total number of establishments	Number of establishments by employment-size class								
			First quarter	Annual		1 to 4	5 to 9	10 to 19	20 to 49	50 to 99	100 to 249	250 to 499	500 to 999	1,000 or more
<b>CLAY—Con.</b>														
<b>53</b>	<b>Real estate &amp; rental &amp; leasing</b>	<b>578</b>	<b>3 307</b>	<b>14 479</b>	<b>150</b>	<b>109</b>	<b>25</b>	<b>12</b>	<b>4</b>	—	—	—	—	—
531	Real estate	381	2 353	10 596	123	99	14	8	2	—	—	—	—	—
5311	Lessors of real estate	119	788	3 342	36	26	7	3	—	—	—	—	—	—
5312	Offices of real estate agents & brokers	159	779	3 472	50	42	4	3	1	—	—	—	—	—
53121	Offices of real estate agents & brokers	159	779	3 472	50	42	4	3	1	—	—	—	—	—
531210	Offices of real estate agents & brokers	159	779	3 472	50	42	4	3	1	—	—	—	—	—
5313	Activities related to real estate	103	786	3 782	37	31	3	2	1	—	—	—	—	—
532	Rental & leasing services	(C)	(D)	(D)	26	9	11	4	2	—	—	—	—	—
5322	Consumer goods rental	132	431	1 847	16	5	6	4	1	—	—	—	—	—
53223	Video tape & disc rental	109	267	1 138	10	2	3	4	1	—	—	—	—	—
532230	Video tape & disc rental	109	267	1 138	10	2	3	4	1	—	—	—	—	—
<b>54</b>	<b>Professional, scientific &amp; technical services</b>	<b>2 780</b>	<b>17 266</b>	<b>76 825</b>	<b>324</b>	<b>224</b>	<b>52</b>	<b>31</b>	<b>14</b>	<b>2</b>	—	—	—	<b>1</b>
541	Professional, scientific & technical services	2 780	17 266	76 825	324	224	52	31	14	2	—	—	—	1
5411	Legal services	203	1 392	7 492	50	35	13	—	2	—	—	—	—	—
54111	Offices of lawyers	180	1 266	6 778	44	31	11	—	2	—	—	—	—	—
541110	Offices of lawyers	180	1 266	6 778	44	31	11	—	2	—	—	—	—	—
5412	Accounting, tax prep, bookkeep, payroll services	1 475	8 274	35 505	55	28	15	11	—	—	—	—	—	1
54121	Accounting, tax prep, bookkeep, payroll services	1 475	8 274	35 505	55	28	15	11	—	—	—	—	—	1
5413	Architectural, engineering & related services	285	2 297	9 508	55	37	8	8	1	1	—	—	—	—
54133	Engineering services	146	1 424	6 565	21	12	4	4	—	1	—	—	—	—
541330	Engineering services	146	1 424	6 565	21	12	4	4	—	1	—	—	—	—
5415	Computer systems design & related services	190	1 785	7 826	48	43	3	—	1	1	—	—	—	—
54151	Computer systems design & related services	190	1 785	7 826	48	43	3	—	1	1	—	—	—	—
541511	Custom computer programming services	154	1 495	6 407	26	23	1	—	1	1	—	—	—	—
5416	Management, sci & tech consulting services	163	1 599	7 606	49	41	3	2	3	—	—	—	—	—
54161	Management consulting services	148	1 499	6 983	40	34	1	2	3	—	—	—	—	—
5419	Oth professional, scientific, technical services	408	1 671	7 697	49	24	10	8	7	—	—	—	—	—
54194	Veterinary services	294	1 322	6 149	23	5	7	5	6	—	—	—	—	—
541940	Veterinary services	294	1 322	6 149	23	5	7	5	6	—	—	—	—	—
<b>55</b>	<b>Management of companies &amp; enterprises</b>	<b>503</b>	<b>5 155</b>	<b>20 007</b>	<b>13</b>	<b>5</b>	<b>2</b>	<b>2</b>	<b>1</b>	<b>2</b>	—	<b>1</b>	—	—
551	Management of companies & enterprises	503	5 155	20 007	13	5	2	2	1	2	—	1	—	—
5511	Management of companies & enterprises	503	5 155	20 007	13	5	2	2	1	2	—	1	—	—
55111	Management of companies & enterprises	503	5 155	20 007	13	5	2	2	1	2	—	1	—	—
<b>56</b>	<b>Admin, support, waste mgt, remediation services</b>	<b>1 570</b>	<b>7 059</b>	<b>32 899</b>	<b>170</b>	<b>123</b>	<b>20</b>	<b>11</b>	<b>10</b>	<b>4</b>	<b>1</b>	<b>1</b>	—	—
561	Administrative & support services	1 539	6 848	32 003	164	120	18	10	10	4	1	1	—	—
5612	Facilities support services	(E)	(D)	(D)	1	—	—	—	—	—	—	1	—	—
56121	Facilities support services	(E)	(D)	(D)	1	—	—	—	—	—	—	1	—	—
5613	Employment services	294	866	3 718	10	4	—	3	2	—	1	—	—	—
56132	Temporary help services	258	725	3 162	6	1	—	3	1	—	1	—	—	—
561320	Temporary help services	258	725	3 162	6	1	—	3	1	—	1	—	—	—
5617	Services to buildings & dwellings	714	2 675	12 794	112	88	12	2	6	4	—	—	—	—
56171	Exterminating & pest control services	107	646	2 779	13	9	2	—	2	—	—	—	—	—
561710	Exterminating & pest control services	107	646	2 779	13	9	2	—	2	—	—	—	—	—
56172	Janitorial services	295	863	4 305	30	22	3	1	1	3	—	—	—	—
561720	Janitorial services	295	863	4 305	30	22	3	1	1	3	—	—	—	—
56173	Landscaping services	177	783	4 127	53	45	5	1	2	—	—	—	—	—
561730	Landscaping services	177	783	4 127	53	45	5	1	2	—	—	—	—	—
<b>61</b>	<b>Educational services</b>	<b>417</b>	<b>1 862</b>	<b>8 204</b>	<b>31</b>	<b>17</b>	<b>6</b>	<b>2</b>	<b>4</b>	<b>1</b>	<b>1</b>	—	—	—
611	Educational services	417	1 862	8 204	31	17	6	2	4	1	1	—	—	—
6111	Elementary & secondary schools	272	1 245	5 107	4	—	—	—	2	1	1	—	—	—
61111	Elementary & secondary schools	272	1 245	5 107	4	—	—	—	2	1	1	—	—	—
611110	Elementary & secondary schools	272	1 245	5 107	4	—	—	—	2	1	1	—	—	—
<b>62</b>	<b>Health care and social assistance</b>	<b>5 650</b>	<b>37 818</b>	<b>164 201</b>	<b>332</b>	<b>147</b>	<b>80</b>	<b>63</b>	<b>28</b>	<b>2</b>	<b>10</b>	<b>1</b>	<b>1</b>	—
621	Ambulatory health care services	1 792	14 717	71 779	252	125	66	44	17	—	—	—	—	—
6211	Offices of physicians	848	8 214	40 162	98	46	19	23	10	—	—	—	—	—
62111	Offices of physicians	848	8 214	40 162	98	46	19	23	10	—	—	—	—	—
621111	Offices of physicians (exc mental health)	814	7 916	38 727	93	44	17	22	10	—	—	—	—	—
6212	Offices of dentists	468	3 496	17 925	63	23	26	11	3	—	—	—	—	—
62121	Offices of dentists	468	3 496	17 925	63	23	26	11	3	—	—	—	—	—
621210	Offices of dentists	468	3 496	17 925	63	23	26	11	3	—	—	—	—	—
6213	Offices of other health practitioners	277	1 584	7 533	65	42	15	7	1	—	—	—	—	—
622	Hospitals	(G)	(D)	(D)	2	—	—	—	—	—	1	—	—	—
6221	General medical & surgical hospitals	(F)	(D)	(D)	1	—	—	—	—	—	—	—	1	—
62211	General medical & surgical hospitals	(F)	(D)	(D)	1	—	—	—	—	—	—	—	1	—
6223	Other specialty hospitals	(C)	(D)	(D)	1	—	—	—	—	—	1	—	—	—
62231	Other specialty hospitals	(C)	(D)	(D)	1	—	—	—	—	—	1	—	—	—
623	Nursing & residential care facilities	1 875	9 523	37 620	25	6	2	5	3	—	8	1	—	—
6231	Nursing care facilities	1 373	7 003	27 955	12	2	1	1	1	—	6	1	—	—
62311	Nursing care facilities	1 373	7 003	27 955	12	2	1	1	1	—	6	1	—	—
623110	Nursing care facilities	1 373	7 003	27 955	12	2	1	1	1	—	6	1	—	—
6233	Community care facilities for the elderly	443	2 296	8 764	8	3	1	—	2	—	2	—	—	—
62331	Community care facilities for the elderly	443	2 296	8 764	8	3	1	—	2	—	2	—	—	—
623311	Continuing care retirement communities	393	2 065	7 857	3	—	—	—	1	—	2	—	—	—

See footnotes at end of table.

**Table 6. Counties—Employees, Payroll, and Establishments by Industry: 2003—Con.**

[Excludes most government employees, railroad employees, and self-employed persons. Size class 1 to 4 includes establishments with payroll, but no employees, during mid-March pay period. (D) denotes figures withheld to avoid disclosing data for individual companies; the data are included in broader industry totals. Detailed industries with 100 or more employees are shown if industry was not a (D). For explanation of terms, abbreviations, and data reliability/comparability, see introductory text]

NAICS code	Industry	Number of employees for week including March 12	Payroll (\$1,000)		Total number of establishments	Number of establishments by employment-size class								
			First quarter	Annual		1 to 4	5 to 9	10 to 19	20 to 49	50 to 99	100 to 249	250 to 499	500 to 999	1,000 or more
<b>CLAY—Con.</b>														
<b>62</b>	<b>Health care and social assistance—Con.</b>													
624	Social assistance .....	(F)	(D)	(D)	53	16	12	14	8	2	1	—	—	—
6241	Individual & family services .....	(E)	(D)	(D)	15	9	2	—	1	2	1	—	—	—
62412	Services for elderly & disabled persons .....	186	570	2 314	8	4	1	—	1	2	—	—	—	—
624120	Services for elderly & disabled persons .....	186	570	2 314	8	4	1	—	1	2	—	—	—	—
62419	Other individual & family services .....	(C)	(D)	(D)	6	5	—	—	—	—	1	—	—	—
6244	Child day care services .....	409	1 254	5 211	30	3	8	14	5	—	—	—	—	—
62441	Child day care services .....	409	1 254	5 211	30	3	8	14	5	—	—	—	—	—
624410	Child day care services .....	409	1 254	5 211	30	3	8	14	5	—	—	—	—	—
<b>71</b>	<b>Arts, entertainment &amp; recreation .....</b>	<b>718</b>	<b>2 762</b>	<b>9 257</b>	<b>35</b>	<b>17</b>	<b>7</b>	<b>3</b>	<b>5</b>	<b>1</b>	<b>2</b>	<b>—</b>	<b>—</b>	<b>—</b>
711	Performing arts, spectator sports & related industries .....	245	1 375	4 006	10	8	1	—	—	—	1	—	—	—
7112	Spectator sports .....	(C)	(D)	(D)	3	2	—	—	—	—	1	—	—	—
71121	Spectator sports .....	(C)	(D)	(D)	3	2	—	—	—	—	1	—	—	—
713	Amusement, gambling & recreation industries .....	473	1 387	5 251	25	9	6	3	5	1	1	—	—	—
7139	Other amusement & recreation industries .....	(E)	(D)	(D)	23	9	4	3	5	1	1	—	—	—
71394	Fitness & recreational sports centers .....	338	989	3 626	14	7	1	2	2	1	1	—	—	—
713940	Fitness & recreational sports centers .....	338	989	3 626	14	7	1	2	2	1	1	—	—	—
<b>72</b>	<b>Accommodation &amp; food services .....</b>	<b>4 658</b>	<b>11 504</b>	<b>48 751</b>	<b>227</b>	<b>82</b>	<b>21</b>	<b>42</b>	<b>57</b>	<b>19</b>	<b>6</b>	<b>—</b>	<b>—</b>	<b>—</b>
721	Accommodation .....	114	430	2 074	13	7	1	2	3	—	—	—	—	—
722	Food services & drinking places .....	4 544	11 074	46 677	214	75	20	40	54	19	6	—	—	—
7221	Full-service restaurants .....	2 036	5 045	21 170	84	33	6	11	18	12	4	—	—	—
72211	Full-service restaurants .....	2 036	5 045	21 170	84	33	6	11	18	12	4	—	—	—
722110	Full-service restaurants .....	2 036	5 045	21 170	84	33	6	11	18	12	4	—	—	—
7222	Limited-service eating places .....	2 013	4 679	20 335	108	31	11	27	34	4	1	—	—	—
72221	Limited-service eating places .....	2 013	4 679	20 335	108	31	11	27	34	4	1	—	—	—
722211	Limited-service restaurants .....	1 760	3 885	16 690	88	20	9	25	31	2	1	—	—	—
722212	Cafeterias .....	153	466	1 970	6	3	—	—	1	2	—	—	—	—
722213	Snack & nonalcoholic beverage bars .....	100	328	1 675	14	8	2	2	2	—	—	—	—	—
7223	Special food services .....	207	790	3 106	8	3	1	1	2	—	—	—	—	—
72231	Food service contractors .....	(C)	(D)	(D)	6	2	1	1	1	1	—	—	—	—
7224	Drinking places (alcoholic beverages) .....	288	560	2 066	14	8	2	1	1	1	1	—	—	—
72241	Drinking places (alcoholic beverages) .....	288	560	2 066	14	8	2	1	1	1	1	—	—	—
722410	Drinking places (alcoholic beverages) .....	288	560	2 066	14	8	2	1	1	1	1	—	—	—
<b>81</b>	<b>Other services (except public administration) .....</b>	<b>2 360</b>	<b>9 606</b>	<b>41 173</b>	<b>346</b>	<b>216</b>	<b>70</b>	<b>31</b>	<b>25</b>	<b>2</b>	<b>2</b>	<b>—</b>	<b>—</b>	<b>—</b>
811	Repair & maintenance .....	530	3 390	15 076	96	70	16	6	3	—	1	—	—	—
8111	Automotive repair & maintenance .....	475	3 169	13 941	73	49	15	5	3	—	1	—	—	—
81111	Automotive mechanical & electrical R&M .....	145	818	3 472	38	29	6	2	1	—	—	—	—	—
81112	Automotive body, paint, interior & glass repair .....	182	1 650	7 154	16	10	3	2	—	—	1	—	—	—
811121	Automotive body, paint & interior R&M .....	164	1 527	6 615	11	6	3	1	—	—	1	—	—	—
81119	Other automotive R&M .....	148	701	3 315	19	10	6	1	2	—	—	—	—	—
812	Personal & laundry services .....	678	2 603	11 337	124	77	26	12	9	—	—	—	—	—
8121	Personal care services .....	326	1 028	4 738	56	32	14	6	4	—	—	—	—	—
81211	Hair, nail & skin care services .....	252	823	3 811	43	25	9	6	3	—	—	—	—	—
812112	Beauty salons .....	242	792	3 634	36	18	9	6	3	—	—	—	—	—
8123	Drycleaning & laundry services .....	160	491	2 078	25	13	6	3	3	—	—	—	—	—
81232	Drycleaning & laundry services (exc coin-op) .....	137	439	1 885	21	12	3	3	3	—	—	—	—	—
812320	Drycleaning & laundry services (exc coin-op) .....	137	439	1 885	21	12	3	3	3	—	—	—	—	—
8129	Other personal services .....	137	640	2 735	35	27	5	2	1	—	—	—	—	—
81299	All other personal services .....	102	505	2 177	24	17	4	2	1	—	—	—	—	—
812990	All other personal services .....	102	505	2 177	24	17	4	2	1	—	—	—	—	—
813	Religious, grantmaking, civic, prof & like organizations .....	1 152	3 613	14 760	126	69	28	13	13	2	1	—	—	—
8131	Religious organizations .....	1 041	3 018	12 148	98	48	25	9	13	2	1	—	—	—
81311	Religious organizations .....	1 041	3 018	12 148	98	48	25	9	13	2	1	—	—	—
813110	Religious organizations .....	1 041	3 018	12 148	98	48	25	9	13	2	1	—	—	—
<b>99</b>	<b>Unclassified establishments .....</b>	<b>(A)</b>	<b>(D)</b>	<b>(D)</b>	<b>5</b>	<b>4</b>	<b>—</b>	<b>1</b>	<b>—</b>	<b>—</b>	<b>—</b>	<b>—</b>	<b>—</b>	<b>—</b>
<b>COLLIER</b>														
	<b>Total .....</b>	<b>99 406</b>	<b>767 619</b>	<b>3 105 776</b>	<b>9 492</b>	<b>5 880</b>	<b>1 637</b>	<b>999</b>	<b>594</b>	<b>217</b>	<b>142</b>	<b>18</b>	<b>3</b>	<b>2</b>
<b>11</b>	<b>Forestry, fishing, hunting, and agriculture support .....</b>	<b>262</b>	<b>1 071</b>	<b>4 319</b>	<b>13</b>	<b>8</b>	<b>2</b>	<b>1</b>	<b>—</b>	<b>1</b>	<b>1</b>	<b>—</b>	<b>—</b>	<b>—</b>
115	Agriculture & forestry support activities .....	259	1 053	4 223	8	3	2	1	—	1	1	—	—	—
1151	Crop production support activities .....	(E)	(D)	(D)	7	2	2	1	—	1	1	—	—	—
11511	Crop production support activities .....	(E)	(D)	(D)	7	2	2	1	—	1	1	—	—	—
<b>21</b>	<b>Mining .....</b>	<b>74</b>	<b>680</b>	<b>2 783</b>	<b>11</b>	<b>8</b>	<b>1</b>	<b>1</b>	<b>1</b>	<b>—</b>	<b>—</b>	<b>—</b>	<b>—</b>	<b>—</b>
<b>22</b>	<b>Utilities .....</b>	<b>196</b>	<b>2 566</b>	<b>10 167</b>	<b>11</b>	<b>6</b>	<b>—</b>	<b>3</b>	<b>1</b>	<b>—</b>	<b>1</b>	<b>—</b>	<b>—</b>	<b>—</b>
221	Utilities .....	196	2 566	10 167	11	6	—	3	1	—	1	—	—	—
2211	Elec pwr generation, transmsn & distribution .....	(C)	(D)	(D)	6	3	—	2	—	—	1	—	—	—
22112	Electric pwr transmsn, control & distribution .....	146	2 242	8 768	5	2	—	2	—	—	1	—	—	—
221122	Electric power distribution .....	146	2 242	8 768	5	2	—	2	—	—	1	—	—	—

See footnotes at end of table.

**Table 6. Counties—Employees, Payroll, and Establishments by Industry: 2003—Con.**

[Excludes most government employees, railroad employees, and self-employed persons. Size class 1 to 4 includes establishments with payroll, but no employees, during mid-March pay period. (D) denotes figures withheld to avoid disclosing data for individual companies; the data are included in broader industry totals. Detailed industries with 100 or more employees are shown if industry was not a (D). For explanation of terms, abbreviations, and data reliability/comparability, see introductory text]

NAICS code	Industry	Number of employees for week including March 12	Payroll (\$1,000)		Total number of establishments	Number of establishments by employment-size class								
			First quarter	Annual		1 to 4	5 to 9	10 to 19	20 to 49	50 to 99	100 to 249	250 to 499	500 to 999	1,000 or more
<b>COLLIER—Con.</b>														
<b>23</b>	<b>Construction</b>	<b>12 877</b>	<b>110 200</b>	<b>473 091</b>	<b>1 346</b>	<b>867</b>	<b>184</b>	<b>137</b>	<b>107</b>	<b>35</b>	<b>13</b>	<b>3</b>	—	—
236	Construction of Buildings	3 429	36 646	164 307	381	263	45	36	25	5	6	1	—	—
2361	Residential Building Construction	3 185	33 768	151 704	346	241	41	30	23	4	6	1	—	—
23611	Residential Building Construction	3 185	33 768	151 704	346	241	41	30	23	4	6	1	—	—
236115	New Single-Family Housing Construction (except Operative Builders)	1 518	14 081	62 100	216	143	34	22	12	3	2	—	—	—
236116	New Multifamily Housing Construction (except Operative Builders)	1 060	12 835	55 598	23	9	2	3	5	—	3	1	—	—
236117	New Housing Operative Builders	312	4 657	23 395	25	17	1	3	2	1	1	—	—	—
236118	Residential Remodelers	295	2 195	10 611	82	72	4	2	4	—	—	—	—	—
2362	Nonresidential Building Construction	244	2 878	12 603	35	22	4	6	2	1	—	—	—	—
23622	Commercial and Institutional Building Construction	(C)	(D)	(D)	34	21	4	6	2	1	—	—	—	—
237	Heavy and Civil Engineering Construction	1 554	14 708	57 406	88	46	13	10	10	7	1	1	—	—
2371	Utility System Construction	598	5 001	20 675	23	8	5	3	3	3	1	—	—	—
23711	Water and Sewer Line and Related Structures Construction	567	4 808	19 802	18	5	4	3	2	3	1	—	—	—
237110	Water and Sewer Line and Related Structures Construction	567	4 808	19 802	18	5	4	3	2	3	1	—	—	—
2372	Land Subdivision	306	4 160	14 199	43	30	5	4	2	2	—	—	—	—
23721	Land Subdivision	306	4 160	14 199	43	30	5	4	2	2	—	—	—	—
237210	Land Subdivision	306	4 160	14 199	43	30	5	4	2	2	—	—	—	—
2373	Highway, Street, and Bridge Construction	457	4 039	16 147	7	4	—	—	—	2	—	1	—	—
23731	Highway, Street, and Bridge Construction	457	4 039	16 147	7	4	—	—	—	2	—	1	—	—
237310	Highway, Street, and Bridge Construction	457	4 039	16 147	7	4	—	—	—	2	—	1	—	—
2379	Other Heavy and Civil Engineering Construction	193	1 508	6 385	15	4	3	3	5	—	—	—	—	—
23799	Other Heavy and Civil Engineering Construction	193	1 508	6 385	15	4	3	3	5	—	—	—	—	—
237990	Other Heavy and Civil Engineering Construction	193	1 508	6 385	15	4	3	3	5	—	—	—	—	—
238	Specialty Trade Contractors	7 894	58 846	251 378	877	558	126	91	72	23	6	1	—	—
2381	Foundation, Structure, and Building Exterior Contractors	2 515	16 353	72 661	204	107	32	30	24	8	3	—	—	—
23811	Poured Concrete Foundation and Structure Contractors	1 126	7 080	31 984	73	39	11	9	10	1	3	—	—	—
238110	Poured Concrete Foundation and Structure Contractors	1 126	7 080	31 984	73	39	11	9	10	1	3	—	—	—
23813	Framing Contractors	194	1 164	5 460	28	14	6	5	3	—	—	—	—	—
238130	Framing Contractors	194	1 164	5 460	28	14	6	5	3	—	—	—	—	—
23814	Masonry Contractors	688	4 584	21 209	39	18	3	7	6	5	—	—	—	—
238140	Masonry Contractors	688	4 584	21 209	39	18	3	7	6	5	—	—	—	—
23815	Glass and Glazing Contractors	156	1 004	4 086	19	8	6	4	—	1	—	—	—	—
238150	Glass and Glazing Contractors	156	1 004	4 086	19	8	6	4	—	1	—	—	—	—
23816	Roofing Contractors	269	2 037	7 543	33	20	4	4	4	1	—	—	—	—
238160	Roofing Contractors	269	2 037	7 543	33	20	4	4	4	1	—	—	—	—
2382	Building Equipment Contractors	2 296	19 784	81 696	208	113	36	29	22	6	1	1	—	—
23821	Electrical Contractors	1 076	8 434	35 735	93	52	19	10	10	—	1	1	—	—
238210	Electrical Contractors	1 076	8 434	35 735	93	52	19	10	10	—	1	1	—	—
23822	Plumbing, Heating, and Air-Conditioning Contractors	1 029	9 362	38 770	103	55	15	19	9	5	—	—	—	—
238220	Plumbing, Heating, and Air-Conditioning Contractors	1 029	9 362	38 770	103	55	15	19	9	5	—	—	—	—
23829	Other Building Equipment Contractors	191	1 988	7 191	12	6	2	—	3	1	—	—	—	—
238290	Other Building Equipment Contractors	191	1 988	7 191	12	6	2	—	3	1	—	—	—	—
2383	Building Finishing Contractors	2 235	16 014	67 820	327	237	44	21	17	6	2	—	—	—
23831	Drywall and Insulation Contractors	616	5 025	20 349	47	31	6	1	5	3	1	—	—	—
238310	Drywall and Insulation Contractors	616	5 025	20 349	47	31	6	1	5	3	1	—	—	—
23832	Painting and Wall Covering Contractors	717	4 354	18 891	109	79	14	10	4	1	1	—	—	—
238320	Painting and Wall Covering Contractors	717	4 354	18 891	109	79	14	10	4	1	1	—	—	—
23833	Flooring Contractors	111	845	3 462	19	12	5	1	1	—	—	—	—	—
238330	Flooring Contractors	111	845	3 462	19	12	5	1	1	—	—	—	—	—
23834	Tile and Terrazzo Contractors	424	3 538	15 045	65	44	11	4	5	1	—	—	—	—
238340	Tile and Terrazzo Contractors	424	3 538	15 045	65	44	11	4	5	1	—	—	—	—
23835	Finish Carpentry Contractors	357	2 171	9 804	80	65	7	5	2	1	—	—	—	—
238350	Finish Carpentry Contractors	357	2 171	9 804	80	65	7	5	2	1	—	—	—	—
2389	Other Specialty Trade Contractors	848	6 695	29 201	138	101	14	11	9	3	—	—	—	—
23891	Site Preparation Contractors	371	3 194	13 587	59	42	6	5	5	1	—	—	—	—
238910	Site Preparation Contractors	371	3 194	13 587	59	42	6	5	5	1	—	—	—	—
23899	All Other Specialty Trade Contractors	477	3 501	15 614	79	59	8	6	4	2	—	—	—	—
238990	All Other Specialty Trade Contractors	477	3 501	15 614	79	59	8	6	4	2	—	—	—	—
<b>31-33</b>	<b>Manufacturing</b>	<b>2 476</b>	<b>22 749</b>	<b>91 096</b>	<b>243</b>	<b>146</b>	<b>44</b>	<b>25</b>	<b>18</b>	<b>6</b>	<b>4</b>	—	—	—
311	Food mfg	204	1 636	6 949	14	9	2	—	1	2	—	—	—	—
323	Printing & related support activities	221	1 671	7 319	24	12	8	2	1	1	—	—	—	—
3231	Printing & related support activities	221	1 671	7 319	24	12	8	2	1	1	—	—	—	—
32311	Printing	(C)	(D)	(D)	23	11	8	2	1	1	—	—	—	—
326	Plastics & rubber products mfg	167	905	4 144	8	4	1	1	1	—	1	—	—	—
3261	Plastics product mfg	(C)	(D)	(D)	7	3	1	1	1	—	1	—	—	—
32619	Other plastics product mfg	(C)	(D)	(D)	7	3	1	1	1	—	1	—	—	—
327	Nonmetallic mineral product mfg	520	6 003	22 314	25	5	3	12	4	—	1	—	—	—
3273	Cement & concrete product mfg	423	5 430	19 353	13	—	2	6	4	—	1	—	—	—
32732	Ready-mix concrete mfg	145	1 322	5 543	9	—	2	5	2	—	—	—	—	—
327320	Ready-mix concrete mfg	145	1 322	5 543	9	—	2	5	2	—	—	—	—	—
32733	Concrete pipe, brick & block mfg	(C)	(D)	(D)	1	—	—	—	—	—	1	—	—	—
332	Fabricated metal product mfg	229	1 617	5 837	27	17	4	2	3	1	—	—	—	—

See footnotes at end of table.

**Table 6. Counties—Employees, Payroll, and Establishments by Industry: 2003—Con.**

[Excludes most government employees, railroad employees, and self-employed persons. Size class 1 to 4 includes establishments with payroll, but no employees, during mid-March pay period. (D) denotes figures withheld to avoid disclosing data for individual companies; the data are included in broader industry totals. Detailed industries with 100 or more employees are shown if industry was not a (D). For explanation of terms, abbreviations, and data reliability/comparability, see introductory text]

NAICS code	Industry	Number of employees for week including March 12	Payroll (\$1,000)		Total number of establishments	Number of establishments by employment-size class																					
			First quarter	Annual		1 to 4	5 to 9	10 to 19	20 to 49	50 to 99	100 to 249	250 to 499	500 to 999	1,000 or more													
<b>COLLIER—Con.</b>																											
<b>31-33 Manufacturing—Con.</b>																											
336	Transportation equipment mfg . . . . .	(E)	(D)	(D)	8	5	1	—	—	1	1	—	—	—	—	—	—										
3364	Aerospace product & parts mfg . . . . .	(C)	(D)	(D)	2	1	—	—	—	—	1	—	—	—	—	—	—										
33641	Aerospace product & parts mfg . . . . .	(C)	(D)	(D)	2	1	—	—	—	—	1	—	—	—	—	—	—										
337	Furniture & related product mfg . . . . .	323	2 763	12 510	44	31	7	3	2	—	1	—	—	—	—	—	—										
3379	Other furniture related product mfg . . . . .	(C)	(D)	(D)	2	1	—	—	—	—	1	—	—	—	—	—	—										
33792	Blind & shade mfg . . . . .	(C)	(D)	(D)	2	1	—	—	—	—	1	—	—	—	—	—	—										
339	Miscellaneous mfg . . . . .	134	876	3 784	33	24	7	—	2	—	—	—	—	—	—	—	—										
<b>42</b>	<b>Wholesale trade</b>	<b>2 675</b>	<b>30 026</b>	<b>109 619</b>	<b>382</b>	<b>246</b>	<b>72</b>	<b>39</b>	<b>18</b>	<b>3</b>	<b>4</b>	—	—	—	—	—	—										
423	Merchant Wholesalers, Durable Goods . . . . .	1 367	14 651	60 708	218	130	52	26	8	1	1	—	—	—	—	—	—										
4232	Furniture and Home Furnishing Merchant Wholesalers . . . . .	154	1 006	3 867	25	14	7	2	2	—	—	—	—	—	—	—	—										
42322	Home Furnishing Merchant Wholesalers . . . . .	108	825	3 186	17	10	5	—	2	—	—	—	—	—	—	—	—										
423220	Home Furnishing Merchant Wholesalers . . . . .	108	825	3 186	17	10	5	—	2	—	—	—	—	—	—	—	—										
4233	Lumber and Other Construction Materials Merchant Wholesalers . . . . .	288	2 900	10 656	25	9	8	5	2	1	—	—	—	—	—	—	—										
42331	Lumber, Plywood, Millwork, and Wood Panel Merchant Wholesalers . . . . .	105	1 281	4 843	11	5	1	3	2	—	—	—	—	—	—	—	—										
423310	Lumber, Plywood, Millwork, and Wood Panel Merchant Wholesalers . . . . .	105	1 281	4 843	11	5	1	3	2	—	—	—	—	—	—	—	—										
42332	Brick, Stone, and Related Construction Material Merchant Wholesalers . . . . .	145	1 182	4 107	9	4	3	1	—	1	—	—	—	—	—	—	—										
423320	Brick, Stone, and Related Construction Material Merchant Wholesalers . . . . .	145	1 182	4 107	9	4	3	1	—	1	—	—	—	—	—	—	—										
4234	Professional and Commercial Equipment and Supplies Merchant Wholesalers . . . . .	194	3 756	18 528	20	14	5	—	—	—	1	—	—	—	—	—	—										
42345	Medical, Dental, and Hospital Equipment and Supplies Merchant Wholesaler . . . . .	155	3 365	16 977	5	1	3	—	—	—	1	—	—	—	—	—	—										
423450	Medical, Dental, and Hospital Equipment and Supplies Merchant Wholesaler . . . . .	155	3 365	16 977	5	1	3	—	—	—	1	—	—	—	—	—	—										
4236	Electrical and Electronic Goods Merchant Wholesalers . . . . .	111	1 102	4 655	23	16	4	2	1	—	—	—	—	—	—	—	—										
4237	Hardware, and Plumbing and Heating Equipment and Supplies Merchant Whole . . . . .	164	2 058	6 363	26	13	7	5	1	—	—	—	—	—	—	—	—										
4238	Machinery, Equipment, and Supplies Merchant Wholesalers . . . . .	205	1 614	6 619	38	24	7	5	2	—	—	—	—	—	—	—	—										
4239	Miscellaneous Durable Goods Merchant Wholesalers . . . . .	126	928	3 948	37	25	9	3	—	—	—	—	—	—	—	—	—										
424	Merchant Wholesalers, Nondurable Goods . . . . .	1 150	13 559	42 078	121	78	18	12	8	2	3	—	—	—	—	—	—										
4244	Grocery and Related Product Wholesalers . . . . .	618	9 017	21 613	39	21	7	3	5	—	3	—	—	—	—	—	—										
42448	Fresh Fruit and Vegetable Merchant Wholesalers . . . . .	422	8 013	17 638	11	4	1	2	1	—	3	—	—	—	—	—	—										
424480	Fresh Fruit and Vegetable Merchant Wholesalers . . . . .	422	8 013	17 638	11	4	1	2	1	—	3	—	—	—	—	—	—										
42449	Other Grocery and Related Products Merchant Wholesalers . . . . .	125	504	2 244	11	6	1	1	3	—	—	—	—	—	—	—	—										
424490	Other Grocery and Related Products Merchant Wholesalers . . . . .	125	504	2 244	11	6	1	1	3	—	—	—	—	—	—	—	—										
4249	Miscellaneous Nondurable Goods Merchant Wholesalers . . . . .	285	2 332	9 394	46	31	7	5	3	—	—	—	—	—	—	—	—										
42491	Farm Supplies Merchant Wholesalers . . . . .	107	1 056	4 438	13	7	2	3	1	—	—	—	—	—	—	—	—										
424910	Farm Supplies Merchant Wholesalers . . . . .	107	1 056	4 438	13	7	2	3	1	—	—	—	—	—	—	—	—										
42493	Flower, Nursery Stock, and Florists' Supplies Merchant Wholesalers . . . . .	115	661	2 607	12	8	1	1	2	—	—	—	—	—	—	—	—										
424930	Flower, Nursery Stock, and Florists' Supplies Merchant Wholesalers . . . . .	115	661	2 607	12	8	1	1	2	—	—	—	—	—	—	—	—										
425	Wholesale Electronic Markets and Agents and Brokers . . . . .	158	1 816	6 833	43	38	2	1	2	—	—	—	—	—	—	—	—										
4251	Wholesale Electronic Markets and Agents and Brokers . . . . .	158	1 816	6 833	43	38	2	1	2	—	—	—	—	—	—	—	—										
42512	Wholesale Trade Agents and Brokers . . . . .	158	1 816	6 833	43	38	2	1	2	—	—	—	—	—	—	—	—										
425120	Wholesale Trade Agents and Brokers . . . . .	158	1 816	6 833	43	38	2	1	2	—	—	—	—	—	—	—	—										
<b>44-45</b>	<b>Retail trade</b>	<b>18 623</b>	<b>110 301</b>	<b>440 438</b>	<b>1 469</b>	<b>707</b>	<b>388</b>	<b>199</b>	<b>92</b>	<b>43</b>	<b>38</b>	<b>2</b>	—	—	—	—	—										
441	Motor vehicle & parts dealers . . . . .	1 774	19 070	80 697	114	57	18	19	10	6	4	—	—	—	—	—	—										
4411	Automobile dealers . . . . .	1 281	15 584	65 192	36	14	3	2	7	6	4	—	—	—	—	—	—										
44111	New car dealers . . . . .	1 241	15 246	63 807	22	2	2	1	7	6	4	—	—	—	—	—	—										
441110	New car dealers . . . . .	1 241	15 246	63 807	22	2	2	1	7	6	4	—	—	—	—	—	—										
4412	Other motor vehicle dealers . . . . .	232	1 766	8 555	33	18	5	8	2	—	—	—	—	—	—	—	—										
44122	Motorcycle & boat & other MV dealers . . . . .	(C)	(D)	(D)	31	17	5	7	2	—	—	—	—	—	—	—	—										
441222	Boat dealers . . . . .	205	1 689	7 732	20	7	4	7	2	—	—	—	—	—	—	—	—										
4413	Automotive parts, accessories & tire stores . . . . .	261	1 720	6 950	45	25	10	9	1	—	—	—	—	—	—	—	—										
44131	Automotive parts, accessories & tire stores . . . . .	151	694	2 982	31	21	4	5	1	—	—	—	—	—	—	—	—										
441310	Automotive parts, accessories & tire stores . . . . .	151	694	2 982	31	21	4	5	1	—	—	—	—	—	—	—	—										
44132	Tire dealers . . . . .	110	1 026	3 968	14	4	6	4	—	—	—	—	—	—	—	—	—										
441320	Tire dealers . . . . .	110	1 026	3 968	14	4	6	4	—	—	—	—	—	—	—	—	—										
442	Furniture & home furnishing stores . . . . .	1 449	10 422	41 089	187	106	45	17	16	2	1	—	—	—	—	—	—										
4421	Furniture stores . . . . .	716	6 350	25 305	81	45	18	8	9	—	1	—	—	—	—	—	—										
44211	Furniture stores . . . . .	716	6 350	25 305	81	45	18	8	9	—	1	—	—	—	—	—	—										
442110	Furniture stores . . . . .	716	6 350	25 305	81	45	18	8	9	—	1	—	—	—	—	—	—										
4422	Home furnishings stores . . . . .	733	4 072	15 784	106	61	27	9	7	2	—	—	—	—	—	—	—										
44221	Floor covering stores . . . . .	186	1 630	6 513	31	20	8	2	—	1	—	—	—	—	—	—	—										
442210	Floor covering stores . . . . .	186	1 630	6 513	31	20	8	2	—	1	—	—	—	—	—	—	—										
44229	Other home furnishings stores . . . . .	547	2 442	9 271	75	41	19	7	1	—	—	—	—	—	—	—	—										
442299	All other home furnishings stores . . . . .	490	2 160	8 284	61	33	14	6	7	1	—	—	—	—	—	—	—										

See footnotes at end of table.



**Table 6. Counties—Employees, Payroll, and Establishments by Industry: 2003—Con.**

[Excludes most government employees, railroad employees, and self-employed persons. Size class 1 to 4 includes establishments with payroll, but no employees, during mid-March pay period. (D) denotes figures withheld to avoid disclosing data for individual companies; the data are included in broader industry totals. Detailed industries with 100 or more employees are shown if industry was not a (D). For explanation of terms, abbreviations, and data reliability/comparability, see introductory text]

NAICS code	Industry	Number of employees for week including March 12	Payroll (\$1,000)		Total number of establishments	Number of establishments by employment-size class									
			First quarter	Annual		1 to 4	5 to 9	10 to 19	20 to 49	50 to 99	100 to 249	250 to 499	500 to 999	1,000 or more	
<b>COLLIER—Con.</b>															
<b>44-45 Retail trade—Con.</b>															
443	Electronics & appliance stores	444	3 133	12 528	56	31	14	7	2	2	—	—	—	—	
4431	Electronics & appliance stores	444	3 133	12 528	56	31	14	7	2	2	—	—	—	—	
44311	Appliance, TV & all other electronics stores	367	2 730	11 036	42	25	9	4	2	2	—	—	—	—	
443112	Radio, television & other electronics stores	293	2 117	8 915	33	21	7	2	1	2	—	—	—	—	
444	Bldg material & garden equip & supp dealers	1 924	14 768	59 171	112	48	26	20	8	6	4	—	—	—	
4441	Building material & supplies dealers	1 786	13 844	55 314	96	40	25	14	7	6	4	—	—	—	
44411	Home centers (F)	(D)	(D)	(D)	5	—	1	—	—	—	4	—	—	—	
44413	Hardware stores	189	979	3 716	13	5	4	1	1	2	—	—	—	—	
444130	Hardware stores	189	979	3 716	13	5	4	1	1	2	—	—	—	—	
44419	Other building material dealers	787	7 471	32 347	62	27	13	12	6	4	—	—	—	—	
444190	Other building material dealers	787	7 471	32 347	62	27	13	12	6	4	—	—	—	—	
4442	Lawn & garden equip & supplies stores	138	924	3 857	16	8	1	6	1	—	—	—	—	—	
44422	Nursery & garden centers	105	620	2 594	11	5	1	4	1	—	—	—	—	—	
444220	Nursery & garden centers	105	620	2 594	11	5	1	4	1	—	—	—	—	—	
445	Food & beverage stores	4 052	19 144	73 582	131	62	19	20	1	9	20	—	—	—	
4451	Grocery stores	3 856	18 296	70 237	89	36	10	13	1	9	20	—	—	—	
44511	Grocery (except convenience) stores	3 729	17 877	68 409	61	16	7	8	1	9	20	—	—	—	
445110	Grocery (except convenience) stores	3 729	17 877	68 409	61	16	7	8	1	9	20	—	—	—	
44512	Convenience stores	127	419	1 828	28	20	3	5	—	—	—	—	—	—	
445120	Convenience stores	127	419	1 828	28	20	3	5	—	—	—	—	—	—	
4452	Specialty food stores	106	422	1 540	24	16	4	4	—	—	—	—	—	—	
446	Health & personal care stores	1 194	6 804	27 464	100	39	23	18	16	4	—	—	—	—	
4461	Health & personal care stores	1 194	6 804	27 464	100	39	23	18	16	4	—	—	—	—	
44611	Pharmacies & drug stores	859	5 172	20 700	40	8	3	11	14	4	—	—	—	—	
446110	Pharmacies & drug stores	859	5 172	20 700	40	8	3	11	14	4	—	—	—	—	
44619	Other health & personal care stores	152	796	3 549	31	19	9	2	1	—	—	—	—	—	
446191	Food (health) supplement stores	113	481	1 951	18	10	5	2	1	—	—	—	—	—	
447	Gasoline stations	699	3 306	12 944	88	29	28	28	3	—	—	—	—	—	
4471	Gasoline stations	699	3 306	12 944	88	29	28	28	3	—	—	—	—	—	
44711	Gasoline stations with convenience stores	649	3 033	11 836	78	23	27	25	3	—	—	—	—	—	
447110	Gasoline stations with convenience stores	649	3 033	11 836	78	23	27	25	3	—	—	—	—	—	
448	Clothing & clothing accessories stores	2 839	12 983	50 928	321	134	122	39	16	8	2	—	—	—	
4481	Clothing stores	2 356	9 744	38 862	228	92	80	31	15	8	2	—	—	—	
44812	Women's clothing stores	902	4 688	18 526	113	47	41	18	6	—	1	—	—	—	
448120	Women's clothing stores	902	4 688	18 526	113	47	41	18	6	—	1	—	—	—	
44814	Family clothing stores	1 043	3 623	14 525	46	8	17	6	6	8	1	—	—	—	
448140	Family clothing stores	1 043	3 623	14 525	46	8	17	6	6	8	1	—	—	—	
44819	Other clothing stores	205	588	2 223	28	16	7	2	3	—	—	—	—	—	
448190	Other clothing stores	205	588	2 223	28	16	7	2	3	—	—	—	—	—	
4482	Shoe stores	237	1 243	3 885	35	11	18	5	1	—	—	—	—	—	
44821	Shoe stores	237	1 243	3 885	35	11	18	5	1	—	—	—	—	—	
448210	Shoe stores	237	1 243	3 885	35	11	18	5	1	—	—	—	—	—	
4483	Jewelry, luggage & leather goods stores	246	1 996	8 181	58	31	24	3	—	—	—	—	—	—	
44831	Jewelry stores	228	1 904	7 732	51	26	22	3	—	—	—	—	—	—	
448310	Jewelry stores	228	1 904	7 732	51	26	22	3	—	—	—	—	—	—	
451	Sporting goods, hobby, book & music stores	700	2 391	9 928	79	37	26	8	6	2	—	—	—	—	
4511	Sporting goods, hobby, musical instrument stores	466	1 733	7 160	64	34	20	5	4	1	—	—	—	—	
45111	Sporting goods stores	228	885	3 550	35	19	11	3	1	1	—	—	—	—	
451110	Sporting goods stores	228	885	3 550	35	19	11	3	1	1	—	—	—	—	
45112	Hobby, toy & game stores	142	465	1 912	11	6	2	—	3	—	—	—	—	—	
451120	Hobby, toy & game stores	142	465	1 912	11	6	2	—	3	—	—	—	—	—	
4512	Book, periodical & music stores	234	658	2 768	15	3	6	3	2	1	—	—	—	—	
45121	Book stores & news dealers	194	507	2 108	8	1	2	2	2	1	—	—	—	—	
451211	Book stores	194	507	2 108	8	1	2	2	2	1	—	—	—	—	
452	General merchandise stores	2 126	11 390	44 281	29	8	6	3	—	3	7	2	—	—	
4521	Department stores	1 657	8 688	33 142	10	—	—	—	—	3	5	2	—	—	
45211	Department stores	1 657	8 688	33 142	10	—	—	—	—	3	5	2	—	—	
452111	Department Stores (except Discount Department Stores)	633	3 550	12 275	4	—	—	—	—	—	4	—	—	—	
452112	Discount Department Stores	1 024	5 138	20 867	6	—	—	—	—	3	1	2	—	—	
4529	Other general merchandise stores	469	2 702	11 139	19	8	6	3	—	—	2	—	—	—	
45291	Warehouse clubs & superstores (E)	(D)	(D)	(D)	2	—	—	—	—	—	2	—	—	—	
453	Miscellaneous store retailers	1 084	4 195	15 805	195	121	48	14	11	1	—	—	—	—	
4531	Florists	216	655	2 180	30	14	12	2	1	1	—	—	—	—	
45311	Florists	216	655	2 180	30	14	12	2	1	1	—	—	—	—	
453110	Florists	216	655	2 180	30	14	12	2	1	1	—	—	—	—	
4532	Office supplies, stationery & gift stores	374	1 409	5 384	59	35	14	3	7	—	—	—	—	—	
45321	Office supplies & stationery stores	155	818	3 108	11	3	3	—	5	—	—	—	—	—	
453210	Office supplies & stationery stores	155	818	3 108	11	3	3	—	5	—	—	—	—	—	
45322	Gift, novelty & souvenir stores	219	591	2 276	48	32	11	3	2	—	—	—	—	—	
453220	Gift, novelty & souvenir stores	219	591	2 276	48	32	11	3	2	—	—	—	—	—	
4533	Used merchandise stores	127	519	1 969	33	21	9	3	—	—	—	—	—	—	
45331	Used merchandise stores	127	519	1 969	33	21	9	3	—	—	—	—	—	—	
453310	Used merchandise stores	127	519	1 969	33	21	9	3	—	—	—	—	—	—	
4539	Other miscellaneous store retailers	367	1 612	6 272	73	51	13	6	3	—	—	—	—	—	
45391	Pet & pet supplies stores	124	243	1 096	9	2	3	2	2	—	—	—	—	—	
453910	Pet & pet supplies stores	124	243	1 096	9	2	3	2	2	—	—	—	—	—	
45392	Art dealers	135	843	3 104	33	25	6	1	1	—	—	—	—	—	
453920	Art dealers	135	843	3 104	33	25	6	1	1	—	—	—	—	—	
45399	All other miscellaneous store retailers (C)	(D)	(D)	(D)	30	23	4	3	—	—	—	—	—	—	

See footnotes at end of table.

**Table 6. Counties—Employees, Payroll, and Establishments by Industry: 2003—Con.**

[Excludes most government employees, railroad employees, and self-employed persons. Size class 1 to 4 includes establishments with payroll, but no employees, during mid-March pay period. (D) denotes figures withheld to avoid disclosing data for individual companies; the data are included in broader industry totals. Detailed industries with 100 or more employees are shown if industry was not a (D). For explanation of terms, abbreviations, and data reliability/comparability, see introductory text]

NAICS code	Industry	Number of employees for week including March 12	Payroll (\$1,000)		Total number of establishments	Number of establishments by employment-size class									
			First quarter	Annual		1 to 4	5 to 9	10 to 19	20 to 49	50 to 99	100 to 249	250 to 499	500 to 999	1,000 or more	
<b>COLLIER—Con.</b>															
<b>44-45 Retail trade—Con.</b>															
454	Nonstore retailers .....	338	2 695	12 021	57	35	13	6	3	—	—	—	—	—	
4543	Direct selling establishments .....	239	1 898	7 992	41	26	8	5	2	—	—	—	—	—	
45439	Other direct selling establishments .....	180	1 398	6 207	35	24	8	1	2	—	—	—	—	—	
454390	Other direct selling establishments .....	180	1 398	6 207	35	24	8	1	2	—	—	—	—	—	
<b>48-49 Transportation &amp; warehousing .....</b>															
481	Air transportation .....	309	3 766	16 509	9	3	2	3	—	—	1	—	—	—	
4812	Nonscheduled air transportation .....	(E)	(D)	(D)	6	3	1	1	—	—	1	—	—	—	
48121	Nonscheduled air transportation .....	(E)	(D)	(D)	6	3	1	1	—	—	1	—	—	—	
484	Truck transportation .....	286	1 852	7 654	78	62	11	1	4	—	—	—	—	—	
4842	Specialized freight trucking .....	195	1 069	4 332	56	45	8	—	3	—	—	—	—	—	
48421	Used household & office goods moving .....	121	668	2 670	16	9	4	—	3	—	—	—	—	—	
484210	Used household & office goods moving .....	121	668	2 670	16	9	4	—	3	—	—	—	—	—	
485	Transit & ground passenger transportation .....	125	555	1 917	18	12	3	1	2	—	—	—	—	—	
487	Scenic & sightseeing transportation .....	(C)	(D)	(D)	22	13	1	4	4	—	—	—	—	—	
4872	Scenic & sightseeing transportation, water .....	135	740	2 615	20	13	1	4	2	—	—	—	—	—	
48721	Scenic & sightseeing transportation, water .....	135	740	2 615	20	13	1	4	2	—	—	—	—	—	
487210	Scenic & sightseeing transportation, water .....	135	740	2 615	20	13	1	4	2	—	—	—	—	—	
488	Transportation support activities .....	158	988	4 245	37	29	6	1	—	1	—	—	—	—	
492	Couriers & messengers .....	291	2 458	9 583	13	9	1	—	1	1	1	—	—	—	
4921	Couriers .....	278	2 366	9 175	7	3	1	—	1	1	1	—	—	—	
49211	Couriers .....	278	2 366	9 175	7	3	1	—	1	1	1	—	—	—	
492110	Couriers .....	278	2 366	9 175	7	3	1	—	1	1	1	—	—	—	
<b>51 Information .....</b>															
511	Publishing industries .....	526	5 744	23 636	34	24	3	3	3	—	—	1	—	—	
5111	Newspaper, periodical, book, database publishers .....	433	4 303	18 110	24	19	1	1	2	—	—	1	—	—	
51111	Newspaper publishers .....	(E)	(D)	(D)	7	4	—	1	1	—	—	1	—	—	
512	Motion picture & sound recording industries .....	134	704	3 058	13	9	1	1	1	1	—	—	—	—	
5121	Motion picture & video industries .....	(C)	(D)	(D)	11	8	—	1	1	1	—	—	—	—	
51213	Motion picture & video exhibition .....	119	522	2 272	4	1	—	1	1	1	—	—	—	—	
517	Telecommunications .....	1 024	10 539	39 843	39	17	8	6	2	3	2	1	—	—	
5171	Wired Telecommunications Carriers .....	(C)	(D)	(D)	17	8	2	5	1	1	—	—	—	—	
51711	Wired Telecommunications Carriers .....	(C)	(D)	(D)	17	8	2	5	1	1	—	—	—	—	
5175	Cable and Other Program Distribution .....	745	6 826	26 018	8	—	2	1	—	2	2	1	—	—	
51751	Cable and Other Program Distribution .....	745	6 826	26 018	8	—	2	1	—	2	2	1	—	—	
517510	Cable and Other Program Distribution .....	745	6 826	26 018	8	—	2	1	—	2	2	1	—	—	
518	Internet Service Providers, Web Search Portals, and Data Processing Serv .....	(E)	(D)	(D)	17	12	2	1	1	—	1	—	—	—	
5182	Data Processing, Hosting, and Related Services .....	240	2 005	7 765	13	10	1	1	—	—	1	—	—	—	
51821	Data Processing, Hosting, and Related Services .....	240	2 005	7 765	13	10	1	1	—	—	1	—	—	—	
518210	Data Processing, Hosting, and Related Services .....	240	2 005	7 765	13	10	1	1	—	—	1	—	—	—	
<b>52 Finance &amp; insurance .....</b>															
522	Credit intermediation & related activities .....	2 359	30 948	116 584	262	123	75	44	13	5	2	—	—	—	
5221	Depository credit intermediation .....	1 881	24 708	90 099	145	37	51	39	12	5	1	—	—	—	
52211	Commercial banking .....	1 755	23 128	84 841	126	32	40	36	12	5	1	—	—	—	
522110	Commercial banking .....	1 755	23 128	84 841	126	32	40	36	12	5	1	—	—	—	
5222	Nondepository credit intermediation .....	219	3 118	11 675	66	47	14	4	1	—	—	—	—	—	
52229	Other nondepository credit intermediation .....	195	2 747	10 372	58	41	12	4	1	—	—	—	—	—	
522292	Real estate credit .....	141	2 357	8 810	39	26	9	3	1	—	—	—	—	—	
5223	Activities related to credit intermediation .....	259	3 122	14 810	51	39	10	1	—	—	1	—	—	—	
52231	Mortgage & nonmortgage brokers .....	231	2 825	13 762	42	32	9	—	—	—	1	—	—	—	
522310	Mortgage & nonmortgage brokers .....	231	2 825	13 762	42	32	9	—	—	—	1	—	—	—	
523	Security, commodity contracts & like activity .....	809	18 746	82 006	147	108	18	9	11	1	—	—	—	—	
5231	Secrty & comdty contracts intermed & brokerage .....	509	13 417	64 053	65	44	8	4	8	1	—	—	—	—	
52312	Securities brokerage .....	453	12 485	59 949	49	31	6	4	7	1	—	—	—	—	
523120	Securities brokerage .....	453	12 485	59 949	49	31	6	4	7	1	—	—	—	—	
5239	Other financial investment activities .....	(E)	(D)	(D)	81	64	9	5	3	—	—	—	—	—	
52392	Portfolio management .....	124	2 321	8 867	28	18	6	3	1	—	—	—	—	—	
523920	Portfolio management .....	124	2 321	8 867	28	18	6	3	1	—	—	—	—	—	
524	Insurance carriers & related activities .....	(F)	(D)	(D)	152	102	30	14	5	1	—	—	—	—	
5241	Insurance carriers .....	(C)	(D)	(D)	28	18	5	3	1	1	—	—	—	—	
52412	Other direct insurance carriers .....	139	1 349	5 476	20	12	4	3	—	1	—	—	—	—	
5242	Agencies & other insurance related activities .....	577	5 913	24 427	124	84	25	11	4	—	—	—	—	—	
52421	Insurance agencies & brokerages .....	552	5 721	23 586	116	78	24	10	4	—	—	—	—	—	
524210	Insurance agencies & brokerages .....	552	5 721	23 586	116	78	24	10	4	—	—	—	—	—	

See footnotes at end of table.

**Table 6. Counties—Employees, Payroll, and Establishments by Industry: 2003—Con.**

[Excludes most government employees, railroad employees, and self-employed persons. Size class 1 to 4 includes establishments with payroll, but no employees, during mid-March pay period. (D) denotes figures withheld to avoid disclosing data for individual companies; the data are included in broader industry totals. Detailed industries with 100 or more employees are shown if industry was not a (D). For explanation of terms, abbreviations, and data reliability/comparability, see introductory text]

NAICS code	Industry	Number of employees for week including March 12	Payroll (\$1,000)		Total number of establishments	Number of establishments by employment-size class								
			First quarter	Annual		1 to 4	5 to 9	10 to 19	20 to 49	50 to 99	100 to 249	250 to 499	500 to 999	1,000 or more
<b>COLLIER—Con.</b>														
<b>53</b>	<b>Real estate &amp; rental &amp; leasing</b>	<b>3 148</b>	<b>29 704</b>	<b>120 570</b>	<b>785</b>	<b>653</b>	<b>70</b>	<b>40</b>	<b>17</b>	<b>2</b>	<b>2</b>	<b>—</b>	<b>1</b>	<b>—</b>
531	Real estate	2 620	26 551	106 223	704	607	55	25	12	2	2	—	1	—
5311	Lessors of real estate	1 082	7 011	28 492	117	97	11	4	2	1	1	—	1	—
53111	Lessors of residential buildings & dwellings	745	4 275	17 437	44	35	3	3	1	1	—	—	1	—
531110	Lessors of residential buildings & dwellings	745	4 275	17 437	44	35	3	3	1	1	—	—	1	—
53119	Lessors of other real estate property	212	1 954	8 057	16	11	3	—	1	—	1	—	—	—
531190	Lessors of other real estate property	212	1 954	8 057	16	11	3	—	1	—	1	—	—	—
5312	Offices of real estate agents & brokers	937	11 005	47 291	435	394	24	11	5	—	1	—	—	—
53121	Offices of real estate agents & brokers	937	11 005	47 291	435	394	24	11	5	—	1	—	—	—
531210	Offices of real estate agents & brokers	937	11 005	47 291	435	394	24	11	5	—	1	—	—	—
5313	Activities related to real estate	601	8 535	30 440	152	116	20	10	5	1	—	—	—	—
53131	Real estate property managers	475	7 169	23 555	76	48	14	8	5	1	—	—	—	—
531311	Residential property managers	325	5 187	14 697	56	36	11	7	1	1	—	—	—	—
531312	Nonresidential property managers	150	1 982	8 858	20	12	3	1	4	—	—	—	—	—
532	Rental & leasing services	(F)	(D)	(D)	79	44	15	15	5	—	—	—	—	—
5322	Consumer goods rental	285	1 299	5 356	35	16	7	10	2	—	—	—	—	—
53223	Video tape & disc rental	137	410	1 499	13	4	2	6	1	—	—	—	—	—
532230	Video tape & disc rental	137	410	1 499	13	4	2	6	1	—	—	—	—	—
53229	Other consumer goods rental	125	770	3 334	15	6	4	4	1	—	—	—	—	—
5324	Commercial, industrial equip rental & leasing	145	1 313	6 479	15	8	2	2	3	—	—	—	—	—
53241	Const, trans, mining equip rental & leasing	128	1 110	5 393	10	4	1	2	3	—	—	—	—	—
<b>54</b>	<b>Professional, scientific &amp; technical services</b>	<b>4 885</b>	<b>53 239</b>	<b>238 540</b>	<b>1 148</b>	<b>874</b>	<b>161</b>	<b>77</b>	<b>29</b>	<b>4</b>	<b>3</b>	<b>—</b>	<b>—</b>	<b>—</b>
541	Professional, scientific & technical services	4 885	53 239	238 540	1 148	874	161	77	29	4	3	—	—	—
5411	Legal services	1 381	17 613	82 433	253	171	48	20	13	—	1	—	—	—
54111	Offices of lawyers	1 189	15 861	74 946	222	152	43	15	11	—	1	—	—	—
541110	Offices of lawyers	1 189	15 861	74 946	222	152	43	15	11	—	1	—	—	—
54119	Other legal services	192	1 752	7 487	31	19	5	5	2	—	—	—	—	—
541191	Title abstract & settlement offices	191	1 748	7 248	28	16	5	5	2	—	—	—	—	—
5412	Accounting, tax prep, bookkeep, payroll services	707	4 877	21 017	180	136	22	20	1	1	—	—	—	—
54121	Accounting, tax prep, bookkeep, payroll services	707	4 877	21 017	180	136	22	20	1	1	—	—	—	—
541211	Offices of certified public accountants	299	2 844	13 064	81	61	11	9	—	—	—	—	—	—
541213	Tax preparation services	214	577	1 542	22	11	3	6	1	1	—	—	—	—
541219	Other accounting services	186	1 394	6 044	72	59	8	5	—	—	—	—	—	—
5413	Architectural, engineering & related services	976	10 788	49 771	164	109	34	14	5	1	1	—	—	—
54131	Architectural services	209	2 361	11 062	52	34	13	5	—	—	—	—	—	—
541310	Architectural services	209	2 361	11 062	52	34	13	5	—	—	—	—	—	—
54133	Engineering services	565	7 069	32 638	60	39	10	5	4	1	1	—	—	—
541330	Engineering services	565	7 069	32 638	60	39	10	5	4	1	1	—	—	—
54137	Surveying, mapping (exc geophysical) services	114	854	3 679	17	7	6	3	1	—	—	—	—	—
541370	Surveying, mapping (exc geophysical) services	114	854	3 679	17	7	6	3	1	—	—	—	—	—
5414	Specialized design services	274	2 149	9 796	114	98	10	5	1	—	—	—	—	—
54141	Interior design services	233	1 887	8 458	87	74	7	5	1	—	—	—	—	—
541410	Interior design services	233	1 887	8 458	87	74	7	5	1	—	—	—	—	—
5415	Computer systems design & related services	415	5 791	23 518	82	70	9	1	1	—	1	—	—	—
54151	Computer systems design & related services	415	5 791	23 518	82	70	9	1	1	—	1	—	—	—
541511	Custom computer programming services	347	4 995	19 748	41	34	5	—	1	—	1	—	—	—
5416	Management, sci & tech consulting services	471	5 420	25 407	214	192	12	7	2	1	—	—	—	—
54161	Management consulting services	420	4 997	23 484	188	169	11	6	1	1	—	—	—	—
541611	Admin & gen management consulting services	295	3 746	16 073	112	101	5	4	1	1	—	—	—	—
5417	Scientific R&D services	153	2 485	9 470	8	5	—	1	1	1	—	—	—	—
54171	R&D in physical, engineering & life sciences	153	2 485	9 470	8	5	—	1	1	1	—	—	—	—
541710	R&D in physical, engineering & life sciences	153	2 485	9 470	8	5	—	1	1	1	—	—	—	—
5418	Advertising & related services	143	1 525	6 388	44	31	11	2	—	—	—	—	—	—
5419	Oth professional, scientific, technical services	365	2 591	10 740	89	62	15	7	5	—	—	—	—	—
54194	Veterinary services	246	1 618	6 048	34	15	9	6	4	—	—	—	—	—
541940	Veterinary services	246	1 618	6 048	34	15	9	6	4	—	—	—	—	—
<b>55</b>	<b>Management of companies &amp; enterprises</b>	<b>584</b>	<b>23 827</b>	<b>101 328</b>	<b>33</b>	<b>18</b>	<b>5</b>	<b>4</b>	<b>3</b>	<b>2</b>	<b>1</b>	<b>—</b>	<b>—</b>	<b>—</b>
551	Management of companies & enterprises	584	23 827	101 328	33	18	5	4	3	2	1	—	—	—
5511	Management of companies & enterprises	584	23 827	101 328	33	18	5	4	3	2	1	—	—	—
55111	Management of companies & enterprises	584	23 827	101 328	33	18	5	4	3	2	1	—	—	—
551114	Corp, subsidiary & regional managing offices	493	19 412	86 275	23	11	4	4	2	1	1	—	—	—
<b>56</b>	<b>Admin, support, waste mgt, remediation services</b>	<b>6 867</b>	<b>43 407</b>	<b>166 953</b>	<b>699</b>	<b>478</b>	<b>91</b>	<b>71</b>	<b>36</b>	<b>9</b>	<b>12</b>	<b>1</b>	<b>1</b>	<b>—</b>
561	Administrative & support services	6 484	39 704	152 952	688	476	91	66	34	9	10	1	1	—
5611	Office administrative services	461	5 511	21 084	41	24	6	6	3	1	1	—	—	—
56111	Office administrative services	461	5 511	21 084	41	24	6	6	3	1	1	—	—	—
561110	Office administrative services	461	5 511	21 084	41	24	6	6	3	1	1	—	—	—
5613	Employment services	1 843	12 156	39 996	25	11	2	1	3	3	3	1	1	—
56132	Temporary help services	598	2 306	8 198	14	6	—	1	2	3	2	—	—	—
561320	Temporary help services	598	2 306	8 198	14	6	—	1	2	3	2	—	—	—
56133	Employee leasing services	1 244	9 849	31 761	8	2	2	—	1	—	1	1	1	—
561330	Employee leasing services	1 244	9 849	31 761	8	2	2	—	1	—	1	1	1	—
5614	Business support services	172	959	4 383	54	43	8	3	—	—	—	—	—	—
56143	Business service centers	101	548	2 459	25	17	6	2	—	—	—	—	—	—

See footnotes at end of table.

**Table 6. Counties—Employees, Payroll, and Establishments by Industry: 2003—Con.**

[Excludes most government employees, railroad employees, and self-employed persons. Size class 1 to 4 includes establishments with payroll, but no employees, during mid-March pay period. (D) denotes figures withheld to avoid disclosing data for individual companies; the data are included in broader industry totals. Detailed industries with 100 or more employees are shown if industry was not a (D). For explanation of terms, abbreviations, and data reliability/comparability, see introductory text]

NAICS code	Industry	Number of employees for week including March 12	Payroll (\$1,000)		Total number of establishments	Number of establishments by employment-size class														
			First quarter	Annual		1 to 4	5 to 9	10 to 19	20 to 49	50 to 99	100 to 249	250 to 499	500 to 999	1,000 or more						
<b>56</b>	<b>COLLIER—Con.</b>																			
	<b>Admin, support, waste mgt, remediation services—Con.</b>																			
561	Administrative & support services—Con.																			
5615	Travel arrangement & reservation services	184	1 038	4 740	37	27	5	3	2	—	—	—	—	—	—	—	—	—	—	—
56151	Travel agencies	105	631	2 593	27	20	4	3	—	—	—	—	—	—	—	—	—	—	—	—
561510	Travel agencies	105	631	2 593	27	20	4	3	—	—	—	—	—	—	—	—	—	—	—	—
5616	Investigation & security services	316	1 469	6 144	24	17	3	2	—	—	—	—	2	—	—	—	—	—	—	—
56161	Investigation, guard & armored car services	286	1 234	5 243	11	6	1	2	—	—	—	—	2	—	—	—	—	—	—	—
561612	Security guards & patrol services	281	1 209	4 635	7	2	1	2	—	—	—	—	2	—	—	—	—	—	—	—
5617	Services to buildings & dwellings	3 364	18 201	75 047	485	336	64	51	26	5	3	—	—	—	—	—	—	—	—	—
56171	Exterminating & pest control services	227	1 398	5 920	40	26	6	6	2	—	—	—	—	—	—	—	—	—	—	—
561710	Exterminating & pest control services	227	1 398	5 920	40	26	6	6	2	—	—	—	—	—	—	—	—	—	—	—
56172	Janitorial services	525	2 422	7 418	123	98	12	11	1	—	—	—	1	—	—	—	—	—	—	—
561720	Janitorial services	525	2 422	7 418	123	98	12	11	1	—	—	—	1	—	—	—	—	—	—	—
56173	Landscaping services	2 159	11 836	51 475	239	158	30	26	18	5	2	—	—	—	—	—	—	—	—	—
561730	Landscaping services	2 159	11 836	51 475	239	158	30	26	18	5	2	—	—	—	—	—	—	—	—	—
56179	Other services to buildings & dwellings	402	2 305	9 336	66	38	16	8	4	—	—	—	—	—	—	—	—	—	—	—
561790	Other services to buildings & dwellings	402	2 305	9 336	66	38	16	8	4	—	—	—	—	—	—	—	—	—	—	—
5619	Other support services	(C)	(D)	(D)	21	17	3	—	—	—	—	—	1	—	—	—	—	—	—	—
56199	All other support services	124	233	961	15	12	2	—	—	—	—	—	1	—	—	—	—	—	—	—
561990	All other support services	124	233	961	15	12	2	—	—	—	—	—	1	—	—	—	—	—	—	—
562	Waste management & remediation services	383	3 703	14 001	11	2	—	5	2	—	—	—	2	—	—	—	—	—	—	—
5621	Waste collection	215	1 991	8 546	7	1	—	4	1	—	—	—	1	—	—	—	—	—	—	—
56211	Waste collection	215	1 991	8 546	7	1	—	4	1	—	—	—	1	—	—	—	—	—	—	—
562111	Solid waste collection	215	1 991	8 546	7	1	—	4	1	—	—	—	1	—	—	—	—	—	—	—
5622	Waste treatment & disposal	(C)	(D)	(D)	1	—	—	—	—	—	—	—	1	—	—	—	—	—	—	—
56221	Waste treatment & disposal	(C)	(D)	(D)	1	—	—	—	—	—	—	—	1	—	—	—	—	—	—	—
<b>61</b>	<b>Educational services</b>	<b>1 314</b>	<b>9 249</b>	<b>40 753</b>	<b>74</b>	<b>45</b>	<b>9</b>	<b>8</b>	<b>6</b>	<b>3</b>	<b>2</b>	<b>1</b>	<b>—</b>	<b>—</b>	<b>—</b>	<b>—</b>	<b>—</b>	<b>—</b>	<b>—</b>	<b>—</b>
611	Educational services	1 314	9 249	40 753	74	45	9	8	6	3	2	1	—	—	—	—	—	—	—	—
6111	Elementary & secondary schools	541	4 134	16 671	15	3	—	4	5	2	1	—	—	—	—	—	—	—	—	—
61111	Elementary & secondary schools	541	4 134	16 671	15	3	—	4	5	2	1	—	—	—	—	—	—	—	—	—
611110	Elementary & secondary schools	541	4 134	16 671	15	3	—	4	5	2	1	—	—	—	—	—	—	—	—	—
6113	Colleges, universities & professional schools	515	4 151	19 943	5	3	—	—	—	—	—	—	1	—	—	—	—	—	—	—
61131	Colleges, universities & professional schools	515	4 151	19 943	5	3	—	—	—	—	—	—	1	—	—	—	—	—	—	—
611310	Colleges, universities & professional schools	515	4 151	19 943	5	3	—	—	—	—	—	—	1	—	—	—	—	—	—	—
6116	Other schools & instruction	209	592	2 674	37	26	5	4	1	—	—	—	—	—	—	—	—	—	—	—
61162	Sports & recreation instruction	105	235	1 201	15	10	2	2	—	—	—	—	1	—	—	—	—	—	—	—
611620	Sports & recreation instruction	105	235	1 201	15	10	2	2	—	—	—	—	1	—	—	—	—	—	—	—
<b>62</b>	<b>Health care and social assistance</b>	<b>12 080</b>	<b>111 325</b>	<b>466 835</b>	<b>720</b>	<b>367</b>	<b>171</b>	<b>93</b>	<b>52</b>	<b>20</b>	<b>12</b>	<b>4</b>	<b>—</b>	<b>—</b>	<b>—</b>	<b>—</b>	<b>—</b>	<b>—</b>	<b>—</b>	<b>1</b>
621	Ambulatory health care services	4 502	53 842	240 232	591	326	145	76	33	7	4	—	—	—	—	—	—	—	—	—
6211	Offices of physicians	2 027	32 202	148 421	252	128	64	40	16	2	2	—	—	—	—	—	—	—	—	—
62111	Offices of physicians	2 027	32 202	148 421	252	128	64	40	16	2	2	—	—	—	—	—	—	—	—	—
621111	Offices of physicians (exc mental health)	2 002	31 999	147 465	241	119	62	40	16	2	2	—	—	—	—	—	—	—	—	—
6212	Offices of dentists	748	7 258	32 601	130	57	52	19	2	—	—	—	—	—	—	—	—	—	—	—
62121	Offices of dentists	748	7 258	32 601	130	57	52	19	2	—	—	—	—	—	—	—	—	—	—	—
621210	Offices of dentists	748	7 258	32 601	130	57	52	19	2	—	—	—	—	—	—	—	—	—	—	—
6213	Offices of other health practitioners	487	3 619	15 760	140	113	16	9	1	—	—	—	—	—	—	—	—	—	—	—
62131	Offices of chiropractors	143	1 068	4 627	43	35	5	3	—	—	—	—	—	—	—	—	—	—	—	—
621310	Offices of chiropractors	143	1 068	4 627	43	35	5	3	—	—	—	—	—	—	—	—	—	—	—	—
62134	Offices of PT, OT, speech therapy & audiology	120	1 045	4 269	29	21	4	3	1	—	—	—	—	—	—	—	—	—	—	—
621340	Offices of PT, OT, speech therapy & audiology	120	1 045	4 269	29	21	4	3	1	—	—	—	—	—	—	—	—	—	—	—
62139	Offices of all other health practitioners	122	779	3 601	32	28	2	1	—	—	—	—	—	—	—	—	—	—	—	—
6214	Outpatient care centers	510	4 503	19 649	28	9	6	5	6	1	1	—	—	—	—	—	—	—	—	—
62149	Other outpatient care centers	420	4 043	17 529	18	3	5	4	4	1	1	—	—	—	—	—	—	—	—	—
621493	Freestanding ambulatory surgery, emergency ctr.	116	1 084	6 398	7	2	1	1	3	—	—	—	—	—	—	—	—	—	—	—
621498	All other outpatient care centers	187	1 936	7 711	8	1	4	2	—	—	—	—	—	—	—	—	—	—	—	—
6215	Medical & diagnostic laboratories	194	1 894	7 629	16	8	4	1	2	1	—	—	—	—	—	—	—	—	—	—
62151	Medical & diagnostic laboratories	194	1 894	7 629	16	8	4	1	2	1	—	—	—	—	—	—	—	—	—	—
621512	Diagnostic Imaging centers	187	1 862	7 491	12	4	4	1	2	1	—	—	—	—	—	—	—	—	—	—
6216	Home health care services	529	4 313	15 920	21	7	3	2	6	2	1	—	—	—	—	—	—	—	—	—
62161	Home health care services	529	4 313	15 920	21	7	3	2	6	2	1	—	—	—	—	—	—	—	—	—
621610	Home health care services	529	4 313	15 920	21	7	3	2	6	2	1	—	—	—	—	—	—	—	—	—
622	Hospitals	(H)	(D)	(D)	3	—	—	—	—	—	—	—	1	—	—	—	—	—	—	—
6221	General medical & surgical hospitals	(H)	(D)	(D)	2	—	—	—	—	—	—	—	—	—	—	—	—	—	—	—
62211	General medical & surgical hospitals	(H)	(D)	(D)	2	—	—	—	—	—	—	—	—	—	—	—	—	—	—	—
6222	Psychiatric & substance abuse hospitals	(C)	(D)	(D)	1	—	—	—	—	—	—	—	—	—	—	—	—	—	—	—
62221	Psychiatric & substance abuse hospitals	(C)	(D)	(D)	1	—	—	—	—	—	—	—	—	—	—	—	—	—	—	—
623	Nursing & residential care facilities	3 133	17 411	71 494	33	2	1	1	10	9	7	3	—	—	—	—	—	—	—	—
6231	Nursing care facilities																			

**Table 6. Counties—Employees, Payroll, and Establishments by Industry: 2003—Con.**

[Excludes most government employees, railroad employees, and self-employed persons. Size class 1 to 4 includes establishments with payroll, but no employees, during mid-March pay period. (D) denotes figures withheld to avoid disclosing data for individual companies; the data are included in broader industry totals. Detailed industries with 100 or more employees are shown if industry was not a (D). For explanation of terms, abbreviations, and data reliability/comparability, see introductory text]

NAICS code	Industry	Number of employees for week including March 12	Payroll (\$1,000)		Total number of establishments	Number of establishments by employment-size class								
			First quarter	Annual		1 to 4	5 to 9	10 to 19	20 to 49	50 to 99	100 to 249	250 to 499	500 to 999	1,000 or more
<b>COLLIER—Con.</b>														
<b>62 Health care and social assistance—Con.</b>														
624	Social assistance .....	(F)	(D)	(D)	93	39	25	16	9	4	—	—	—	—
6241	Individual & family services .....	(C)	(D)	(D)	37	20	10	5	2	—	—	—	—	—
62419	Other individual & family services .....	(C)	(D)	(D)	26	18	6	1	1	—	—	—	—	—
6242	Community, emergency & other relief services ..	(C)	(D)	(D)	6	2	2	—	—	2	—	—	—	—
62421	Community food services .....	(C)	(D)	(D)	2	—	—	—	—	2	—	—	—	—
6244	Child day care services .....	542	1 901	8 352	48	17	11	11	7	2	—	—	—	—
62441	Child day care services .....	542	1 901	8 352	48	17	11	11	7	2	—	—	—	—
624410	Child day care services .....	542	1 901	8 352	48	17	11	11	7	2	—	—	—	—
<b>71</b>	<b>Arts, entertainment &amp; recreation .....</b>	<b>5 383</b>	<b>37 194</b>	<b>138 161</b>	<b>177</b>	<b>94</b>	<b>22</b>	<b>10</b>	<b>13</b>	<b>18</b>	<b>18</b>	<b>2</b>	<b>—</b>	<b>—</b>
711	Performing arts, spectator sports & related industries .....	451	5 424	25 555	48	42	3	1	—	1	—	1	—	—
7111	Performing arts companies .....	124	666	2 276	9	6	1	1	—	1	—	—	—	—
71111	Theater companies & dinner theaters .....	(C)	(D)	(D)	4	1	1	1	—	1	—	—	—	—
7113	Promoters of entertainment events .....	(E)	(D)	(D)	10	8	1	—	—	—	—	1	—	—
71131	Promoters of entertainment events with facility .....	(E)	(D)	(D)	4	3	—	—	—	—	—	1	—	—
712	Museums, historical sites & like institutions .....	181	1 138	4 596	13	6	3	—	3	1	—	—	—	—
7121	Museums, historical sites & like institutions .....	181	1 138	4 596	13	6	3	—	3	1	—	—	—	—
713	Amusement, gambling & recreation industries .....	4 751	30 632	108 010	116	46	16	9	10	16	18	1	—	—
7132	Gambling industries .....	(E)	(D)	(D)	1	—	—	—	—	—	—	1	—	—
71321	Casinos (except hotel casinos) .....	(E)	(D)	(D)	1	—	—	—	—	—	—	1	—	—
7139	Other amusement & recreation industries .....	(H)	(D)	(D)	114	45	16	9	10	16	18	—	—	—
71391	Golf courses & country clubs .....	3 767	26 180	89 969	44	3	1	1	9	13	17	—	—	—
713910	Golf courses & country clubs .....	3 767	26 180	89 969	44	3	1	1	9	13	17	—	—	—
71393	Marinas .....	370	1 589	6 022	27	16	4	4	1	1	1	—	—	—
713930	Marinas .....	370	1 589	6 022	27	16	4	4	1	1	1	—	—	—
71394	Fitness & recreational sports centers .....	205	891	4 065	20	12	5	1	—	2	—	—	—	—
713940	Fitness & recreational sports centers .....	205	891	4 065	20	12	5	1	—	2	—	—	—	—
<b>72</b>	<b>Accommodation &amp; food services .....</b>	<b>14 698</b>	<b>62 365</b>	<b>226 953</b>	<b>605</b>	<b>210</b>	<b>89</b>	<b>124</b>	<b>111</b>	<b>49</b>	<b>17</b>	<b>3</b>	<b>1</b>	<b>1</b>
721	Accommodation .....	4 556	24 797	91 579	66	21	8	11	13	2	6	3	1	1
7211	Traveler accommodation .....	(H)	(D)	(D)	55	16	6	7	13	2	6	3	1	1
72111	Hotels (exc casino hotels) & motels .....	4 467	24 422	90 480	53	15	5	7	13	2	6	3	1	1
721110	Hotels (exc casino hotels) & motels .....	4 467	24 422	90 480	53	15	5	7	13	2	6	3	1	1
722	Food services & drinking places .....	10 142	37 568	135 374	539	189	81	113	98	47	11	—	—	—
7221	Full-service restaurants .....	7 370	28 357	99 044	297	82	42	62	58	43	10	—	—	—
72211	Full-service restaurants .....	7 370	28 357	99 044	297	82	42	62	58	43	10	—	—	—
722110	Full-service restaurants .....	7 370	28 357	99 044	297	82	42	62	58	43	10	—	—	—
7222	Limited-service eating places .....	2 150	6 770	26 965	196	79	34	45	36	2	—	—	—	—
72221	Limited-service eating places .....	2 150	6 770	26 965	196	79	34	45	36	2	—	—	—	—
722211	Limited-service restaurants .....	1 830	6 020	23 923	154	61	23	35	33	2	—	—	—	—
722213	Snack & nonalcoholic beverage bars .....	268	641	2 581	36	16	10	7	3	—	—	—	—	—
7223	Special food services .....	481	1 947	7 529	32	19	2	6	3	1	1	—	—	—
72231	Food service contractors .....	(E)	(D)	(D)	15	7	2	3	1	1	1	—	—	—
72232	Caterers .....	(C)	(D)	(D)	15	10	—	3	2	—	—	—	—	—
7224	Drinking places (alcoholic beverages) .....	141	494	1 836	14	9	3	—	1	1	—	—	—	—
72241	Drinking places (alcoholic beverages) .....	141	494	1 836	14	9	3	—	1	1	—	—	—	—
722410	Drinking places (alcoholic beverages) .....	141	494	1 836	14	9	3	—	1	1	—	—	—	—
<b>81</b>	<b>Other services (except public administration) .....</b>	<b>5 806</b>	<b>30 791</b>	<b>117 552</b>	<b>879</b>	<b>587</b>	<b>161</b>	<b>73</b>	<b>42</b>	<b>9</b>	<b>7</b>	<b>—</b>	<b>—</b>	<b>—</b>
811	Repair & maintenance .....	1 086	6 552	26 299	238	165	52	11	9	1	—	—	—	—
8111	Automotive repair & maintenance .....	762	4 756	19 140	143	92	35	8	7	1	—	—	—	—
81111	Automotive mechanical & electrical R&M .....	423	2 697	10 679	91	60	26	3	1	1	—	—	—	—
811111	General automotive repair .....	380	2 364	9 255	80	52	24	2	1	1	—	—	—	—
81112	Automotive body, paint, interior & glass repair .....	180	1 488	6 021	32	21	6	3	2	—	—	—	—	—
81119	Other automotive R&M .....	159	571	2 440	20	11	3	2	4	—	—	—	—	—
811192	Car washes .....	115	352	1 588	13	7	2	—	4	—	—	—	—	—
8114	Personal & household goods R&M .....	220	1 125	4 665	66	53	9	2	2	—	—	—	—	—
81149	Other personal & household goods R&M .....	140	691	2 850	35	26	7	—	2	—	—	—	—	—
811490	Other personal & household goods R&M .....	140	691	2 850	35	26	7	—	2	—	—	—	—	—
812	Personal & laundry services .....	1 649	8 099	28 332	280	190	41	33	10	5	1	—	—	—
8121	Personal care services .....	894	4 834	16 504	171	112	27	24	7	1	—	—	—	—
81211	Hair, nail & skin care services .....	837	4 650	15 833	150	93	27	22	7	1	—	—	—	—
812112	Beauty salons .....	745	4 372	14 733	132	82	24	18	7	1	—	—	—	—
8123	Drycleaning & laundry services .....	489	2 178	7 406	36	22	4	4	1	4	1	—	—	—
81232	Drycleaning & laundry services (exc coin-op) ..	289	1 434	4 658	22	11	3	4	1	3	—	—	—	—
812320	Drycleaning & laundry services (exc coin-op) ..	289	1 434	4 658	22	11	3	4	1	3	—	—	—	—
81233	Linen & uniform supply .....	(C)	(D)	(D)	2	—	—	—	—	1	1	—	—	—
8129	Other personal services .....	168	631	2 545	63	52	9	1	1	—	—	—	—	—
81299	All other personal services .....	122	477	1 929	44	36	7	—	1	—	—	—	—	—
812990	All other personal services .....	122	477	1 929	44	36	7	—	1	—	—	—	—	—

See footnotes at end of table.

**Table 6. Counties—Employees, Payroll, and Establishments by Industry: 2003—Con.**

[Excludes most government employees, railroad employees, and self-employed persons. Size class 1 to 4 includes establishments with payroll, but no employees, during mid-March pay period. (D) denotes figures withheld to avoid disclosing data for individual companies; the data are included in broader industry totals. Detailed industries with 100 or more employees are shown if industry was not a (D). For explanation of terms, abbreviations, and data reliability/comparability, see introductory text]

NAICS code	Industry	Number of employees for week including March 12	Payroll (\$1,000)		Total number of establishments	Number of establishments by employment-size class								
			First quarter	Annual		1 to 4	5 to 9	10 to 19	20 to 49	50 to 99	100 to 249	250 to 499	500 to 999	1,000 or more
<b>COLLIER—Con.</b>														
<b>81</b>	<b>Other services (except public administration)—Con.</b>													
813	Religious, grantmaking, civic, prof & like organizations .....	3 071	16 140	62 921	361	232	68	29	23	3	6	—	—	—
8131	Religious organizations .....	1 120	5 468	22 036	88	36	21	13	15	2	1	—	—	—
81311	Religious organizations .....	1 120	5 468	22 036	88	36	21	13	15	2	1	—	—	—
813110	Religious organizations .....	1 120	5 468	22 036	88	36	21	13	15	2	1	—	—	—
8134	Civic & social organizations .....	559	2 225	8 359	20	9	4	—	4	1	2	—	—	—
81341	Civic & social organizations .....	559	2 225	8 359	20	9	4	—	4	1	2	—	—	—
813410	Civic & social organizations .....	559	2 225	8 359	20	9	4	—	4	1	2	—	—	—
8139	Business, labor, political, like organizations .....	1 296	7 771	29 912	230	169	41	14	3	—	3	—	—	—
81399	Oth similar organizations (exc business, prof, labor, pol) .....	1 199	7 050	26 395	202	151	33	12	3	—	3	—	—	—
813990	Oth similar organizations (exc business, prof, labor, pol) .....	1 199	7 050	26 395	202	151	33	12	3	—	3	—	—	—
<b>99</b>	<b>Unclassified establishments .....</b>	<b>68</b>	<b>301</b>	<b>1 515</b>	<b>28</b>	<b>25</b>	<b>1</b>	<b>1</b>	<b>1</b>	<b>—</b>	<b>—</b>	<b>—</b>	<b>—</b>	<b>—</b>
<b>COLUMBIA</b>														
	<b>Total .....</b>	<b>15 983</b>	<b>97 616</b>	<b>414 733</b>	<b>1 180</b>	<b>606</b>	<b>267</b>	<b>158</b>	<b>106</b>	<b>22</b>	<b>12</b>	<b>6</b>	<b>3</b>	<b>—</b>
<b>11</b>	<b>Forestry, fishing, hunting, and agriculture support .....</b>	<b>63</b>	<b>442</b>	<b>4 980</b>	<b>11</b>	<b>8</b>	<b>—</b>	<b>2</b>	<b>1</b>	<b>—</b>	<b>—</b>	<b>—</b>	<b>—</b>	<b>—</b>
<b>22</b>	<b>Utilities .....</b>	<b>(B)</b>	<b>(D)</b>	<b>(D)</b>	<b>2</b>	<b>—</b>	<b>—</b>	<b>—</b>	<b>2</b>	<b>—</b>	<b>—</b>	<b>—</b>	<b>—</b>	<b>—</b>
<b>23</b>	<b>Construction .....</b>	<b>1 657</b>	<b>11 170</b>	<b>45 586</b>	<b>145</b>	<b>96</b>	<b>31</b>	<b>12</b>	<b>4</b>	<b>—</b>	<b>1</b>	<b>—</b>	<b>1</b>	<b>—</b>
236	Construction of Buildings .....	146	693	2 928	34	23	8	3	—	—	—	—	—	—
2361	Residential Building Construction .....	116	525	2 270	29	20	7	2	—	—	—	—	—	—
23611	Residential Building Construction .....	116	525	2 270	29	20	7	2	—	—	—	—	—	—
237	Heavy and Civil Engineering Construction .....	1 027	7 776	32 165	14	9	2	1	—	—	1	—	1	—
2371	Utility System Construction .....	(C)	(D)	(D)	4	1	1	1	—	—	1	—	—	—
23711	Water and Sewer Line and Related Structures Construction .....	(C)	(D)	(D)	3	—	1	1	—	—	1	—	—	—
2373	Highway, Street, and Bridge Construction .....	(F)	(D)	(D)	5	3	1	—	—	—	—	—	1	—
23731	Highway, Street, and Bridge Construction .....	(F)	(D)	(D)	5	3	1	—	—	—	—	—	1	—
238	Specialty Trade Contractors .....	484	2 701	10 493	97	64	21	8	4	—	—	—	—	—
2381	Foundation, Structure, and Building Exterior Contractors .....	213	1 419	5 693	31	20	7	1	3	—	—	—	—	—
23816	Roofing Contractors .....	102	742	3 504	8	4	2	—	2	—	—	—	—	—
238160	Roofing Contractors .....	102	742	3 504	8	4	2	—	2	—	—	—	—	—
2382	Building Equipment Contractors .....	139	687	2 656	27	15	7	4	1	—	—	—	—	—
<b>31-33</b>	<b>Manufacturing .....</b>	<b>837</b>	<b>5 209</b>	<b>20 985</b>	<b>35</b>	<b>11</b>	<b>9</b>	<b>6</b>	<b>7</b>	<b>1</b>	<b>—</b>	<b>1</b>	<b>—</b>	<b>—</b>
321	Wood product mfg .....	510	3 396	13 258	4	—	—	1	1	1	—	1	—	—
3219	Other wood product mfg .....	(E)	(D)	(D)	3	—	—	—	1	1	—	1	—	—
32191	Millwork .....	(C)	(D)	(D)	2	—	—	—	1	1	—	—	—	—
32199	All other wood product mfg .....	(E)	(D)	(D)	1	—	—	—	—	—	—	1	—	—
<b>42</b>	<b>Wholesale trade .....</b>	<b>1 677</b>	<b>14 866</b>	<b>60 346</b>	<b>77</b>	<b>37</b>	<b>13</b>	<b>11</b>	<b>13</b>	<b>—</b>	<b>1</b>	<b>2</b>	<b>—</b>	<b>—</b>
423	Merchant Wholesalers, Durable Goods .....	948	8 609	41 833	53	25	11	10	6	—	—	1	—	—
4231	Motor Vehicle and Motor Vehicle Parts and Supplies Merchant Wholesalers .....	183	1 428	6 536	14	6	1	4	3	—	—	—	—	—
42311	Automobile and Other Motor Vehicle Merchant Wholesalers .....	117	1 010	4 664	7	3	1	1	2	—	—	—	—	—
423110	Automobile and Other Motor Vehicle Merchant Wholesalers .....	117	1 010	4 664	7	3	1	1	2	—	—	—	—	—
4238	Machinery, Equipment, and Supplies Merchant Wholesalers .....	603	5 748	30 973	15	4	5	4	1	—	—	1	—	—
42386	Transportation Equipment and Supplies (except Motor Vehicle) Merchant Wh .....	(E)	(D)	(D)	2	—	1	—	—	—	—	1	—	—
424	Merchant Wholesalers, Nondurable Goods .....	661	6 124	17 897	19	9	2	1	5	—	1	1	—	—
4244	Grocery and Related Product Wholesalers .....	150	2 428	3 639	5	2	1	—	1	—	1	—	—	—
42444	Poultry and Poultry Product Merchant Wholesalers .....	(C)	(D)	(D)	1	—	—	—	—	—	1	—	—	—
4249	Miscellaneous Nondurable Goods Merchant Wholesalers .....	435	3 037	10 929	8	4	—	1	2	—	—	1	—	—
42491	Farm Supplies Merchant Wholesalers .....	424	2 977	10 754	4	—	—	1	2	—	—	1	—	—
424910	Farm Supplies Merchant Wholesalers .....	424	2 977	10 754	4	—	—	1	2	—	—	1	—	—
<b>44-45</b>	<b>Retail trade .....</b>	<b>2 775</b>	<b>12 861</b>	<b>57 534</b>	<b>250</b>	<b>116</b>	<b>81</b>	<b>29</b>	<b>17</b>	<b>3</b>	<b>3</b>	<b>1</b>	<b>—</b>	<b>—</b>
441	Motor vehicle & parts dealers .....	330	2 506	14 113	37	17	9	6	5	—	—	—	—	—
4411	Automobile dealers .....	166	1 467	9 581	13	6	1	3	3	—	—	—	—	—
44111	New car dealers .....	145	1 303	8 868	8	3	—	2	3	—	—	—	—	—
441110	New car dealers .....	145	1 303	8 868	8	3	—	2	3	—	—	—	—	—
4413	Automotive parts, accessories & tire stores .....	117	755	3 240	18	9	6	1	2	—	—	—	—	—
444	Bldg material & garden equip & supp dealers .....	243	1 154	4 927	17	7	6	2	1	—	1	—	—	—
4441	Building material & supplies dealers .....	212	1 046	4 411	13	6	4	1	1	—	1	—	—	—
44411	Home centers .....	(C)	(D)	(D)	1	—	—	—	—	—	1	—	—	—
445	Food & beverage stores .....	325	1 228	5 258	24	19	2	—	1	—	2	—	—	—
4451	Grocery stores .....	284	1 080	4 589	11	8	—	—	1	—	2	—	—	—
44511	Grocery (except convenience) stores .....	276	1 058	4 471	4	1	—	—	1	—	2	—	—	—
445110	Grocery (except convenience) stores .....	276	1 058	4 471	4	1	—	—	1	—	2	—	—	—

See footnotes at end of table.

**Table 6. Counties—Employees, Payroll, and Establishments by Industry: 2003—Con.**

[Excludes most government employees, railroad employees, and self-employed persons. Size class 1 to 4 includes establishments with payroll, but no employees, during mid-March pay period. (D) denotes figures withheld to avoid disclosing data for individual companies; the data are included in broader industry totals. Detailed industries with 100 or more employees are shown if industry was not a (D). For explanation of terms, abbreviations, and data reliability/comparability, see introductory text]

NAICS code	Industry	Number of employees for week including March 12	Payroll (\$1,000)		Total number of establishments	Number of establishments by employment-size class								
			First quarter	Annual		1 to 4	5 to 9	10 to 19	20 to 49	50 to 99	100 to 249	250 to 499	500 to 999	1,000 or more
<b>COLUMBIA—Con.</b>														
<b>44-45</b>	<b>Retail trade—Con.</b>													
446	Health & personal care stores .....	195	940	4 485	17	7	1	5	4	—	—	—	—	—
4461	Health & personal care stores .....	195	940	4 485	17	7	1	5	4	—	—	—	—	—
44611	Pharmacies & drug stores .....	154	832	4 008	9	2	—	3	4	—	—	—	—	—
446110	Pharmacies & drug stores .....	154	832	4 008	9	2	—	3	4	—	—	—	—	—
447	Gasoline stations .....	425	1 190	5 198	56	19	28	7	1	1	—	—	—	—
4471	Gasoline stations .....	425	1 190	5 198	56	19	28	7	1	1	—	—	—	—
44711	Gasoline stations with convenience stores ...	391	1 036	4 482	51	18	25	6	1	1	—	—	—	—
447110	Gasoline stations with convenience stores .	391	1 036	4 482	51	18	25	6	1	1	—	—	—	—
448	Clothing & clothing accessories stores .....	240	870	3 241	23	11	8	—	3	1	—	—	—	—
4481	Clothing stores .....	183	712	2 603	12	4	5	—	2	1	—	—	—	—
44814	Family clothing stores .....	156	639	2 304	5	—	2	—	2	1	—	—	—	—
448140	Family clothing stores .....	156	639	2 304	5	—	2	—	2	1	—	—	—	—
452	General merchandise stores .....	673	3 190	12 251	9	—	5	1	1	1	—	1	—	—
4529	Other general merchandise stores .....	(F)	(D)	(D)	8	—	5	1	1	—	—	1	—	—
45291	Warehouse clubs & superstores .....	(E)	(D)	(D)	1	—	—	—	—	—	—	1	—	—
453	Miscellaneous store retailers .....	159	802	4 119	29	15	10	3	1	—	—	—	—	—
<b>48-49</b>	<b>Transportation &amp; warehousing .....</b>	<b>187</b>	<b>1 380</b>	<b>5 323</b>	<b>42</b>	<b>34</b>	<b>4</b>	<b>2</b>	<b>2</b>	—	—	—	—	—
484	Truck transportation .....	107	687	2 688	31	26	2	2	1	—	—	—	—	—
<b>51</b>	<b>Information .....</b>	<b>213</b>	<b>1 710</b>	<b>7 233</b>	<b>19</b>	<b>7</b>	<b>5</b>	<b>3</b>	<b>4</b>	—	—	—	—	—
<b>52</b>	<b>Finance &amp; insurance .....</b>	<b>422</b>	<b>3 118</b>	<b>12 548</b>	<b>59</b>	<b>29</b>	<b>13</b>	<b>12</b>	<b>5</b>	—	—	—	—	—
522	Credit intermediation & related activities .....	309	2 255	8 872	34	13	6	12	3	—	—	—	—	—
5221	Depository credit intermediation .....	262	1 911	7 526	21	3	4	11	3	—	—	—	—	—
52211	Commercial banking .....	212	1 651	6 445	15	2	2	8	3	—	—	—	—	—
522110	Commercial banking .....	212	1 651	6 445	15	2	2	8	3	—	—	—	—	—
<b>53</b>	<b>Real estate &amp; rental &amp; leasing .....</b>	<b>224</b>	<b>881</b>	<b>3 743</b>	<b>52</b>	<b>39</b>	<b>9</b>	<b>2</b>	<b>1</b>	<b>1</b>	—	—	—	—
531	Real estate .....	145	498	2 133	39	33	4	1	—	1	—	—	—	—
<b>54</b>	<b>Professional, scientific &amp; technical services .....</b>	<b>470</b>	<b>2 871</b>	<b>13 277</b>	<b>87</b>	<b>60</b>	<b>11</b>	<b>11</b>	<b>4</b>	<b>1</b>	—	—	—	—
541	Professional, scientific & technical services .....	470	2 871	13 277	87	60	11	11	4	1	—	—	—	—
5411	Legal services .....	113	792	4 146	25	19	4	1	1	—	—	—	—	—
54111	Offices of lawyers .....	113	792	4 146	25	19	4	1	1	—	—	—	—	—
541110	Offices of lawyers .....	113	792	4 146	25	19	4	1	1	—	—	—	—	—
5412	Accounting, tax prep, bookkeep, payroll services .....	107	390	1 539	25	18	4	2	1	—	—	—	—	—
54121	Accounting, tax prep, bookkeep, payroll services .....	107	390	1 539	25	18	4	2	1	—	—	—	—	—
5413	Architectural, engineering & related services ...	165	1 246	5 094	14	6	2	3	2	1	—	—	—	—
<b>55</b>	<b>Management of companies &amp; enterprises .</b>	<b>61</b>	<b>492</b>	<b>1 926</b>	<b>6</b>	<b>3</b>	<b>1</b>	<b>1</b>	<b>1</b>	—	—	—	—	—
<b>56</b>	<b>Admin, support, waste mgmt, remediation services .....</b>	<b>1 378</b>	<b>6 070</b>	<b>27 662</b>	<b>41</b>	<b>20</b>	<b>4</b>	<b>6</b>	<b>6</b>	<b>2</b>	<b>2</b>	—	<b>1</b>	—
561	Administrative & support services .....	1 348	5 849	26 720	37	18	3	6	5	2	2	—	1	—
5612	Facilities support services .....	(C)	(D)	(D)	1	—	—	—	—	—	1	—	—	—
56121	Facilities support services .....	(C)	(D)	(D)	1	—	—	—	—	—	1	—	—	—
5613	Employment services .....	257	1 192	4 739	5	2	—	—	1	1	1	—	—	—
56132	Temporary help services .....	(E)	(D)	(D)	3	—	—	—	1	1	1	—	—	—
5614	Business support services .....	(F)	(D)	(D)	9	4	2	2	—	—	—	—	1	—
56149	Other business support services .....	(F)	(D)	(D)	5	2	2	—	—	—	—	—	1	—
5617	Services to buildings & dwellings .....	157	754	3 606	16	10	—	3	3	—	—	—	—	—
56173	Landscaping services .....	108	488	2 498	6	2	—	1	3	—	—	—	—	—
561730	Landscaping services .....	108	488	2 498	6	2	—	1	3	—	—	—	—	—
<b>61</b>	<b>Educational services .....</b>	<b>70</b>	<b>217</b>	<b>1 128</b>	<b>8</b>	<b>3</b>	<b>2</b>	<b>2</b>	<b>1</b>	—	—	—	—	—
<b>62</b>	<b>Health care and social assistance .....</b>	<b>3 420</b>	<b>28 626</b>	<b>121 332</b>	<b>138</b>	<b>49</b>	<b>37</b>	<b>29</b>	<b>12</b>	<b>5</b>	<b>3</b>	<b>2</b>	<b>1</b>	—
621	Ambulatory health care services .....	1 001	8 284	35 775	95	34	29	20	9	2	1	—	—	—
6211	Offices of physicians .....	445	4 454	19 666	52	23	12	13	3	1	—	—	—	—
62111	Offices of physicians .....	445	4 454	19 666	52	23	12	13	3	1	—	—	—	—
6214	Outpatient care centers .....	255	1 720	7 122	7	—	2	—	3	1	1	—	—	—
62142	Outpatient mental health, substance abuse ctrs .....	(C)	(D)	(D)	2	—	1	—	—	—	1	—	—	—
62149	Other outpatient care centers .....	(C)	(D)	(D)	5	—	1	—	3	1	—	—	—	—
622	Hospitals .....	1 662	16 994	70 577	3	—	—	—	—	—	—	—	2	1
6221	General medical & surgical hospitals .....	1 662	16 994	70 577	3	—	—	—	—	—	—	—	2	1
62211	General medical & surgical hospitals .....	1 662	16 994	70 577	3	—	—	—	—	—	—	—	2	1
622110	General medical & surgical hospitals .....	1 662	16 994	70 577	3	—	—	—	—	—	—	—	2	1
623	Nursing & residential care facilities .....	352	1 750	8 857	10	3	1	2	1	2	1	—	—	—
6231	Nursing care facilities .....	245	1 306	7 238	5	3	—	—	—	1	1	—	—	—
62311	Nursing care facilities .....	245	1 306	7 238	5	3	—	—	—	1	1	—	—	—
623110	Nursing care facilities .....	245	1 306	7 238	5	3	—	—	—	1	1	—	—	—
624	Social assistance .....	405	1 598	6 123	30	12	7	7	2	1	1	—	—	—
6244	Child day care services .....	309	1 291	4 744	21	6	6	6	2	—	1	—	—	—
62441	Child day care services .....	309	1 291	4 744	21	6	6	6	2	—	1	—	—	—
624410	Child day care services .....	309	1 291	4 744	21	6	6	6	2	—	1	—	—	—
<b>71</b>	<b>Arts, entertainment &amp; recreation .....</b>	<b>(B)</b>	<b>(D)</b>	<b>(D)</b>	<b>9</b>	<b>4</b>	<b>2</b>	<b>3</b>	—	—	—	—	—	—

See footnotes at end of table.

**Table 6. Counties—Employees, Payroll, and Establishments by Industry: 2003—Con.**

[Excludes most government employees, railroad employees, and self-employed persons. Size class 1 to 4 includes establishments with payroll, but no employees, during mid-March pay period. (D) denotes figures withheld to avoid disclosing data for individual companies; the data are included in broader industry totals. Detailed industries with 100 or more employees are shown if industry was not a (D). For explanation of terms, abbreviations, and data reliability/comparability, see introductory text]

NAICS code	Industry	Number of employees for week including March 12	Payroll (\$1,000)		Total number of establishments	Number of establishments by employment-size class								
			First quarter	Annual		1 to 4	5 to 9	10 to 19	20 to 49	50 to 99	100 to 249	250 to 499	500 to 999	1,000 or more
<b>COLUMBIA—Con.</b>														
<b>72</b>	<b>Accommodation &amp; food services</b> .....	<b>1 892</b>	<b>4 657</b>	<b>19 106</b>	<b>94</b>	<b>21</b>	<b>23</b>	<b>15</b>	<b>24</b>	<b>9</b>	<b>2</b>	—	—	—
721	Accommodation .....	308	859	3 574	25	10	7	2	5	1	—	—	—	—
7211	Traveler accommodation .....	(E)	(D)	(D)	23	9	6	2	5	1	—	—	—	—
72111	Hotels (exc casino hotels) & motels .....	(E)	(D)	(D)	23	9	6	2	5	1	—	—	—	—
722	Food services & drinking places .....	1 584	3 798	15 532	69	11	16	13	19	8	2	—	—	—
7221	Full-service restaurants .....	915	2 298	9 205	30	2	8	7	5	6	2	—	—	—
72211	Full-service restaurants .....	915	2 298	9 205	30	2	8	7	5	6	2	—	—	—
722110	Full-service restaurants .....	915	2 298	9 205	30	2	8	7	5	6	2	—	—	—
7222	Limited-service eating places .....	656	1 466	6 190	34	5	7	6	14	2	—	—	—	—
72221	Limited-service eating places .....	656	1 466	6 190	34	5	7	6	14	2	—	—	—	—
722211	Limited-service restaurants .....	584	1 327	5 494	28	2	5	6	14	1	—	—	—	—
<b>81</b>	<b>Other services (except public administration)</b> .....	<b>510</b>	<b>1 839</b>	<b>7 599</b>	<b>103</b>	<b>67</b>	<b>22</b>	<b>12</b>	<b>2</b>	—	—	—	—	—
811	Repair & maintenance .....	119	698	2 944	33	22	10	1	—	—	—	—	—	—
812	Personal & laundry services .....	108	355	1 450	21	13	6	2	—	—	—	—	—	—
813	Religious, grantmaking, civic, prof & like organizations .....	283	786	3 205	49	32	6	9	2	—	—	—	—	—
8131	Religious organizations .....	189	596	2 411	34	24	1	8	1	—	—	—	—	—
81311	Religious organizations .....	189	596	2 411	34	24	1	8	1	—	—	—	—	—
813110	Religious organizations .....	189	596	2 411	34	24	1	8	1	—	—	—	—	—
<b>99</b>	<b>Unclassified establishments</b> .....	<b>(A)</b>	<b>(D)</b>	<b>(D)</b>	<b>2</b>	<b>2</b>	—	—	—	—	—	—	—	—
<b>DE SOTO</b>														
	<b>Total</b> .....	<b>4 378</b>	<b>23 296</b>	<b>96 253</b>	<b>456</b>	<b>267</b>	<b>103</b>	<b>52</b>	<b>19</b>	<b>9</b>	<b>4</b>	<b>2</b>	—	—
<b>11</b>	<b>Forestry, fishing, hunting, and agriculture support</b> .....	<b>183</b>	<b>994</b>	<b>2 789</b>	<b>12</b>	<b>6</b>	<b>1</b>	<b>2</b>	<b>2</b>	<b>1</b>	—	—	—	—
115	Agriculture & forestry support activities .....	(C)	(D)	(D)	11	6	—	2	2	1	—	—	—	—
1151	Crop production support activities .....	(C)	(D)	(D)	9	4	—	2	2	1	—	—	—	—
11511	Crop production support activities .....	(C)	(D)	(D)	9	4	—	2	2	1	—	—	—	—
<b>22</b>	<b>Utilities</b> .....	<b>(B)</b>	<b>(D)</b>	<b>(D)</b>	<b>3</b>	<b>1</b>	<b>1</b>	<b>1</b>	—	—	—	—	—	—
<b>23</b>	<b>Construction</b> .....	<b>292</b>	<b>1 384</b>	<b>6 663</b>	<b>56</b>	<b>34</b>	<b>15</b>	<b>6</b>	<b>1</b>	—	—	—	—	—
238	Specialty Trade Contractors .....	200	948	4 821	38	25	8	4	1	—	—	—	—	—
2389	Other Specialty Trade Contractors .....	117	515	2 364	16	10	3	2	1	—	—	—	—	—
23891	Site Preparation Contractors .....	104	467	2 153	12	8	1	2	1	—	—	—	—	—
238910	Site Preparation Contractors .....	104	467	2 153	12	8	1	2	1	—	—	—	—	—
<b>31-33</b>	<b>Manufacturing</b> .....	<b>193</b>	<b>1 827</b>	<b>6 546</b>	<b>10</b>	<b>6</b>	<b>1</b>	<b>2</b>	—	—	<b>1</b>	—	—	—
311	Food mfg .....	(C)	(D)	(D)	2	—	1	—	—	—	1	—	—	—
3114	Fruit & veg preserving & specialty food mfg .....	(C)	(D)	(D)	1	—	—	—	—	—	1	—	—	—
31141	Frozen food mfg .....	(C)	(D)	(D)	1	—	—	—	—	—	1	—	—	—
<b>42</b>	<b>Wholesale trade</b> .....	<b>181</b>	<b>1 238</b>	<b>5 029</b>	<b>16</b>	<b>8</b>	<b>3</b>	<b>3</b>	<b>1</b>	<b>1</b>	—	—	—	—
<b>44-45</b>	<b>Retail trade</b> .....	<b>1 257</b>	<b>5 248</b>	<b>23 448</b>	<b>77</b>	<b>35</b>	<b>23</b>	<b>10</b>	<b>3</b>	<b>4</b>	<b>1</b>	<b>1</b>	—	—
441	Motor vehicle & parts dealers .....	231	1 760	8 442	11	1	5	3	—	2	—	—	—	—
4411	Automobile dealers .....	(C)	(D)	(D)	3	1	—	—	—	2	—	—	—	—
44111	New car dealers .....	(C)	(D)	(D)	2	—	—	—	—	2	—	—	—	—
445	Food & beverage stores .....	361	1 129	4 013	13	6	2	—	2	2	1	—	—	—
4451	Grocery stores .....	(E)	(D)	(D)	12	5	2	—	2	2	1	—	—	—
44511	Grocery (except convenience) stores .....	314	962	3 472	6	—	2	—	1	2	1	—	—	—
445110	Grocery (except convenience) stores .....	314	962	3 472	6	—	2	—	1	2	1	—	—	—
452	General merchandise stores .....	(E)	(D)	(D)	5	1	2	1	—	—	—	1	—	—
4529	Other general merchandise stores .....	(E)	(D)	(D)	5	1	2	1	—	—	—	1	—	—
45291	Warehouse clubs & superstores .....	(E)	(D)	(D)	1	—	—	—	—	—	—	1	—	—
<b>48-49</b>	<b>Transportation &amp; warehousing</b> .....	<b>58</b>	<b>258</b>	<b>1 087</b>	<b>17</b>	<b>13</b>	<b>2</b>	<b>2</b>	—	—	—	—	—	—
<b>51</b>	<b>Information</b> .....	<b>17</b>	<b>189</b>	<b>725</b>	<b>3</b>	<b>2</b>	—	<b>1</b>	—	—	—	—	—	—
<b>52</b>	<b>Finance &amp; insurance</b> .....	<b>157</b>	<b>1 284</b>	<b>5 458</b>	<b>22</b>	<b>12</b>	<b>6</b>	<b>3</b>	—	<b>1</b>	—	—	—	—
522	Credit intermediation & related activities .....	131	1 073	4 606	12	4	4	3	—	1	—	—	—	—
<b>53</b>	<b>Real estate &amp; rental &amp; leasing</b> .....	<b>127</b>	<b>551</b>	<b>2 082</b>	<b>35</b>	<b>24</b>	<b>8</b>	<b>2</b>	<b>1</b>	—	—	—	—	—
<b>54</b>	<b>Professional, scientific &amp; technical services</b> .....	<b>113</b>	<b>721</b>	<b>3 633</b>	<b>26</b>	<b>16</b>	<b>7</b>	<b>3</b>	—	—	—	—	—	—
541	Professional, scientific & technical services .....	113	721	3 633	26	16	7	3	—	—	—	—	—	—
<b>56</b>	<b>Admin, support, waste mgt, remediation services</b> .....	<b>72</b>	<b>348</b>	<b>1 730</b>	<b>23</b>	<b>19</b>	<b>2</b>	<b>1</b>	<b>1</b>	—	—	—	—	—
<b>61</b>	<b>Educational services</b> .....	<b>(B)</b>	<b>(D)</b>	<b>(D)</b>	<b>3</b>	<b>1</b>	<b>1</b>	—	<b>1</b>	—	—	—	—	—

See footnotes at end of table.



**Table 6. Counties—Employees, Payroll, and Establishments by Industry: 2003—Con.**

[Excludes most government employees, railroad employees, and self-employed persons. Size class 1 to 4 includes establishments with payroll, but no employees, during mid-March pay period. (D) denotes figures withheld to avoid disclosing data for individual companies; the data are included in broader industry totals. Detailed industries with 100 or more employees are shown if industry was not a (D). For explanation of terms, abbreviations, and data reliability/comparability, see introductory text]

NAICS code	Industry	Number of employees for week including March 12	Payroll (\$1,000)		Total number of establishments	Number of establishments by employment-size class								
			First quarter	Annual		1 to 4	5 to 9	10 to 19	20 to 49	50 to 99	100 to 249	250 to 499	500 to 999	1,000 or more
<b>DE SOTO—Con.</b>														
<b>62</b>	<b>Health care and social assistance . . . . .</b>	<b>941</b>	<b>7 066</b>	<b>28 452</b>	<b>48</b>	<b>25</b>	<b>13</b>	<b>5</b>	<b>2</b>	—	<b>2</b>	<b>1</b>	—	—
621	Ambulatory health care services . . . . .	127	1 313	5 651	26	15	9	2	—	—	—	—	—	—
622	Hospitals . . . . .	(E)	(D)	(D)	1	—	—	—	—	—	—	1	—	—
6221	General medical & surgical hospitals . . . . .	(E)	(D)	(D)	1	—	—	—	—	—	—	1	—	—
62211	General medical & surgical hospitals . . . . .	(E)	(D)	(D)	1	—	—	—	—	—	—	1	—	—
623	Nursing & residential care facilities . . . . .	379	2 503	10 250	6	2	1	—	1	—	2	—	—	—
6231	Nursing care facilities . . . . .	(C)	(D)	(D)	1	—	—	—	—	—	1	—	—	—
62311	Nursing care facilities . . . . .	(C)	(D)	(D)	1	—	—	—	—	—	1	—	—	—
6233	Community care facilities for the elderly . . . . .	(E)	(D)	(D)	4	1	1	—	1	—	1	—	—	—
62331	Community care facilities for the elderly . . . . .	(E)	(D)	(D)	4	1	1	—	1	—	1	—	—	—
624	Social assistance . . . . .	(C)	(D)	(D)	15	8	3	3	1	—	—	—	—	—
6244	Child day care services . . . . .	(C)	(D)	(D)	9	3	3	2	1	—	—	—	—	—
62441	Child day care services . . . . .	(C)	(D)	(D)	9	3	3	2	1	—	—	—	—	—
<b>71</b>	<b>Arts, entertainment &amp; recreation . . . . .</b>	<b>(B)</b>	<b>(D)</b>	<b>(D)</b>	<b>7</b>	<b>4</b>	—	<b>2</b>	<b>1</b>	—	—	—	—	—
<b>72</b>	<b>Accommodation &amp; food services . . . . .</b>	<b>403</b>	<b>832</b>	<b>3 212</b>	<b>30</b>	<b>10</b>	<b>8</b>	<b>6</b>	<b>4</b>	<b>2</b>	—	—	—	—
722	Food services & drinking places . . . . .	361	714	2 729	26	10	6	5	3	2	—	—	—	—
7222	Limited-service eating places . . . . .	215	502	1 917	12	4	—	4	3	1	—	—	—	—
72221	Limited-service eating places . . . . .	215	502	1 917	12	4	—	4	3	1	—	—	—	—
7224	Drinking places (alcoholic beverages) . . . . .	101	40	169	4	2	1	—	—	1	—	—	—	—
72241	Drinking places (alcoholic beverages) . . . . .	101	40	169	4	2	1	—	—	1	—	—	—	—
722410	Drinking places (alcoholic beverages) . . . . .	101	40	169	4	2	1	—	—	1	—	—	—	—
<b>81</b>	<b>Other services (except public administration) . . . . .</b>	<b>243</b>	<b>848</b>	<b>3 393</b>	<b>62</b>	<b>45</b>	<b>12</b>	<b>3</b>	<b>2</b>	—	—	—	—	—
813	Religious, grantmaking, civic, prof & like organizations . . . . .	142	424	1 678	32	24	4	2	2	—	—	—	—	—
8131	Religious organizations . . . . .	129	374	1 443	24	16	4	2	2	—	—	—	—	—
81311	Religious organizations . . . . .	129	374	1 443	24	16	4	2	2	—	—	—	—	—
813110	Religious organizations . . . . .	129	374	1 443	24	16	4	2	2	—	—	—	—	—
<b>99</b>	<b>Unclassified establishments . . . . .</b>	<b>(A)</b>	<b>(D)</b>	<b>(D)</b>	<b>6</b>	<b>6</b>	—	—	—	—	—	—	—	—
<b>DIXIE</b>														
	<b>Total . . . . .</b>	<b>1 414</b>	<b>7 261</b>	<b>29 736</b>	<b>190</b>	<b>120</b>	<b>40</b>	<b>14</b>	<b>12</b>	<b>2</b>	<b>2</b>	—	—	—
<b>11</b>	<b>Forestry, fishing, hunting, and agriculture support . . . . .</b>	<b>155</b>	<b>1 104</b>	<b>4 051</b>	<b>15</b>	<b>4</b>	<b>6</b>	<b>3</b>	<b>2</b>	—	—	—	—	—
113	Forestry and logging . . . . .	(C)	(D)	(D)	14	4	5	3	2	—	—	—	—	—
1133	Logging . . . . .	111	865	3 392	12	4	4	3	1	—	—	—	—	—
11331	Logging . . . . .	111	865	3 392	12	4	4	3	1	—	—	—	—	—
113310	Logging . . . . .	111	865	3 392	12	4	4	3	1	—	—	—	—	—
<b>22</b>	<b>Utilities . . . . .</b>	<b>(A)</b>	<b>(D)</b>	<b>(D)</b>	<b>1</b>	<b>1</b>	—	—	—	—	—	—	—	—
<b>23</b>	<b>Construction . . . . .</b>	<b>35</b>	<b>144</b>	<b>627</b>	<b>10</b>	<b>9</b>	—	<b>1</b>	—	—	—	—	—	—
<b>31-33</b>	<b>Manufacturing . . . . .</b>	<b>364</b>	<b>2 845</b>	<b>11 745</b>	<b>10</b>	<b>5</b>	<b>1</b>	<b>1</b>	—	<b>1</b>	<b>2</b>	—	—	—
321	Wood product mfg . . . . .	(E)	(D)	(D)	3	—	—	—	—	1	2	—	—	—
3211	Sawmills & wood preservation . . . . .	(E)	(D)	(D)	2	—	—	—	—	—	2	—	—	—
32111	Sawmills & wood preservation . . . . .	(E)	(D)	(D)	2	—	—	—	—	—	2	—	—	—
<b>42</b>	<b>Wholesale trade . . . . .</b>	<b>(B)</b>	<b>(D)</b>	<b>(D)</b>	<b>5</b>	<b>4</b>	—	—	<b>1</b>	—	—	—	—	—
<b>44-45</b>	<b>Retail trade . . . . .</b>	<b>263</b>	<b>1 032</b>	<b>4 186</b>	<b>40</b>	<b>23</b>	<b>11</b>	<b>2</b>	<b>4</b>	—	—	—	—	—
<b>48-49</b>	<b>Transportation &amp; warehousing . . . . .</b>	<b>(A)</b>	<b>(D)</b>	<b>(D)</b>	<b>12</b>	<b>11</b>	<b>1</b>	—	—	—	—	—	—	—
<b>51</b>	<b>Information . . . . .</b>	<b>(B)</b>	<b>(D)</b>	<b>(D)</b>	<b>4</b>	<b>3</b>	—	—	<b>1</b>	—	—	—	—	—
<b>52</b>	<b>Finance &amp; insurance . . . . .</b>	<b>25</b>	<b>143</b>	<b>623</b>	<b>6</b>	<b>4</b>	<b>2</b>	—	—	—	—	—	—	—
<b>53</b>	<b>Real estate &amp; rental &amp; leasing . . . . .</b>	<b>8</b>	<b>25</b>	<b>123</b>	<b>5</b>	<b>5</b>	—	—	—	—	—	—	—	—
<b>54</b>	<b>Professional, scientific &amp; technical services . . . . .</b>	<b>34</b>	<b>224</b>	<b>784</b>	<b>10</b>	<b>6</b>	<b>4</b>	—	—	—	—	—	—	—
<b>56</b>	<b>Admin, support, waste mgt, remediation services . . . . .</b>	<b>(A)</b>	<b>(D)</b>	<b>(D)</b>	<b>5</b>	<b>4</b>	<b>1</b>	—	—	—	—	—	—	—
<b>62</b>	<b>Health care and social assistance . . . . .</b>	<b>173</b>	<b>739</b>	<b>3 198</b>	<b>16</b>	<b>7</b>	<b>5</b>	<b>2</b>	<b>1</b>	<b>1</b>	—	—	—	—
<b>71</b>	<b>Arts, entertainment &amp; recreation . . . . .</b>	<b>(A)</b>	<b>(D)</b>	<b>(D)</b>	<b>7</b>	<b>5</b>	<b>2</b>	—	—	—	—	—	—	—
<b>72</b>	<b>Accommodation &amp; food services . . . . .</b>	<b>158</b>	<b>333</b>	<b>1 453</b>	<b>22</b>	<b>14</b>	<b>2</b>	<b>3</b>	<b>3</b>	—	—	—	—	—
722	Food services & drinking places . . . . .	129	272	1 185	15	8	2	2	3	—	—	—	—	—
<b>81</b>	<b>Other services (except public administration) . . . . .</b>	<b>80</b>	<b>231</b>	<b>921</b>	<b>20</b>	<b>13</b>	<b>5</b>	<b>2</b>	—	—	—	—	—	—
<b>99</b>	<b>Unclassified establishments . . . . .</b>	<b>(A)</b>	<b>(D)</b>	<b>(D)</b>	<b>2</b>	<b>2</b>	—	—	—	—	—	—	—	—

See footnotes at end of table.

**Table 6. Counties—Employees, Payroll, and Establishments by Industry: 2003—Con.**

[Excludes most government employees, railroad employees, and self-employed persons. Size class 1 to 4 includes establishments with payroll, but no employees, during mid-March pay period. (D) denotes figures withheld to avoid disclosing data for individual companies; the data are included in broader industry totals. Detailed industries with 100 or more employees are shown if industry was not a (D). For explanation of terms, abbreviations, and data reliability/comparability, see introductory text]

NAICS code	Industry	Number of employees for week including March 12	Payroll (\$1,000)		Total number of establishments	Number of establishments by employment-size class									
			First quarter	Annual		1 to 4	5 to 9	10 to 19	20 to 49	50 to 99	100 to 249	250 to 499	500 to 999	1,000 or more	
<b>DUVAL</b>															
	<b>Total</b> .....	<b>395 844</b>	<b>3 450 342</b>	<b>13 852 069</b>	<b>22 057</b>	<b>11 667</b>	<b>4 095</b>	<b>2 784</b>	<b>2 080</b>	<b>771</b>	<b>475</b>	<b>107</b>	<b>51</b>	<b>27</b>	
11	Forestry, fishing, hunting, and agriculture support .....	67	421	2 005	26	22	3	1	—	—	—	—	—	—	
21	Mining .....	68	413	2 763	10	7	1	1	1	—	—	—	—	—	
22	Utilities .....	318	7 734	22 956	25	10	9	2	2	2	—	—	—	—	
221	Utilities .....	318	7 734	22 956	25	10	9	2	2	2	—	—	—	—	
2211	Elec pwr generation, transmn & distribution ...	(C)	(D)	(D)	4	2	—	—	—	2	—	—	—	—	
22112	Electric pwr transmn, control & distribution ..	(C)	(D)	(D)	3	1	—	—	—	2	—	—	—	—	
2213	Water, sewage & other systems .....	108	1 203	5 227	18	7	8	2	1	—	—	—	—	—	
23	Construction .....	26 472	226 061	961 672	2 039	1 167	357	226	175	75	33	1	3	2	
236	Construction of Buildings .....	5 867	66 406	281 539	495	309	87	47	32	13	5	—	1	1	
2361	Residential Building Construction .....	2 029	21 708	97 987	354	255	58	20	13	6	2	—	—	—	
23611	Residential Building Construction .....	2 029	21 708	97 987	354	255	58	20	13	6	2	—	—	—	
236115	New Single-Family Housing Construction (except Operative Builders) .....	785	6 737	32 359	204	148	41	9	4	2	—	—	—	—	
236117	New Housing Operative Builders .....	627	10 390	44 315	22	8	3	1	5	4	1	—	—	—	
236118	Residential Remodelers .....	529	3 195	16 033	116	91	13	9	2	—	1	—	—	—	
2362	Nonresidential Building Construction .....	3 838	44 698	183 552	141	54	29	27	19	7	3	—	1	1	
23621	Industrial Building Construction .....	(G)	(D)	(D)	7	2	—	3	—	1	—	—	—	1	
23622	Commercial and Institutional Building Construction .....	(H)	(D)	(D)	134	52	29	24	19	6	3	—	1	—	
237	Heavy and Civil Engineering Construction .....	3 943	34 587	155 132	176	73	26	23	32	12	9	1	—	—	
2371	Utility System Construction .....	1 628	13 797	64 598	60	20	8	10	13	4	5	—	—	—	
23711	Water and Sewer Line and Related Structures Construction .....	1 231	10 675	50 961	41	15	3	5	11	3	4	—	—	—	
237110	Water and Sewer Line and Related Structures Construction .....	1 231	10 675	50 961	41	15	3	5	11	3	4	—	—	—	
23713	Power and Communication Line and Related Structures Construction .....	308	2 365	10 390	15	4	3	5	2	—	1	—	—	—	
237130	Power and Communication Line and Related Structures Construction .....	308	2 365	10 390	15	4	3	5	2	—	1	—	—	—	
2372	Land Subdivision .....	485	5 625	24 542	51	32	6	5	5	3	—	—	—	—	
23721	Land Subdivision .....	485	5 625	24 542	51	32	6	5	5	3	—	—	—	—	
237210	Land Subdivision .....	485	5 625	24 542	51	32	6	5	5	3	—	—	—	—	
2373	Highway, Street, and Bridge Construction .....	1 533	12 695	53 100	42	10	9	6	8	4	4	1	—	—	
23731	Highway, Street, and Bridge Construction .....	1 533	12 695	53 100	42	10	9	6	8	4	4	1	—	—	
237310	Highway, Street, and Bridge Construction ..	1 533	12 695	53 100	42	10	9	6	8	4	4	1	—	—	
2379	Other Heavy and Civil Engineering Construction .....	297	2 470	12 892	23	11	3	2	6	1	—	—	—	—	
23799	Other Heavy and Civil Engineering Construction .....	297	2 470	12 892	23	11	3	2	6	1	—	—	—	—	
237990	Other Heavy and Civil Engineering Construction .....	297	2 470	12 892	23	11	3	2	6	1	—	—	—	—	
238	Specialty Trade Contractors .....	16 662	125 068	525 001	1 368	785	244	156	111	50	19	—	2	1	
2381	Foundation, Structure, and Building Exterior Contractors .....	2 768	17 361	71 202	315	175	65	44	18	11	2	—	—	—	
23811	Poured Concrete Foundation and Structure Contractors .....	664	4 367	18 956	78	45	11	13	5	4	—	—	—	—	
238110	Poured Concrete Foundation and Structure Contractors .....	664	4 367	18 956	78	45	11	13	5	4	—	—	—	—	
23812	Structural Steel and Precast Concrete Contractors .....	262	2 327	8 944	10	3	2	1	2	2	—	—	—	—	
238120	Structural Steel and Precast Concrete Contractors .....	262	2 327	8 944	10	3	2	1	2	2	—	—	—	—	
23813	Framing Contractors .....	481	2 798	11 275	61	34	20	3	2	2	—	—	—	—	
238130	Framing Contractors .....	481	2 798	11 275	61	34	20	3	2	2	—	—	—	—	
23814	Masonry Contractors .....	345	2 024	7 304	53	33	8	8	4	—	—	—	—	—	
238140	Masonry Contractors .....	345	2 024	7 304	53	33	8	8	4	—	—	—	—	—	
23816	Roofing Contractors .....	812	4 498	18 940	66	24	21	13	3	3	2	—	—	—	
238160	Roofing Contractors .....	812	4 498	18 940	66	24	21	13	3	3	2	—	—	—	
23817	Siding Contractors .....	106	647	2 772	28	23	1	3	1	—	—	—	—	—	
238170	Siding Contractors .....	106	647	2 772	28	23	1	3	1	—	—	—	—	—	
2382	Building Equipment Contractors .....	9 910	82 921	346 185	477	231	75	67	55	33	13	—	2	1	
23821	Electrical Contractors .....	3 938	35 159	146 855	191	90	30	30	16	17	7	—	1	—	
238210	Electrical Contractors .....	3 938	35 159	146 855	191	90	30	30	16	17	7	—	1	—	
23822	Plumbing, Heating, and Air-Conditioning Contractors .....	5 657	44 895	187 498	270	136	44	33	34	15	6	—	1	1	
238220	Plumbing, Heating, and Air-Conditioning Contractors .....	5 657	44 895	187 498	270	136	44	33	34	15	6	—	1	1	
23829	Other Building Equipment Contractors .....	315	2 867	11 832	16	5	1	4	5	1	—	—	—	—	
238290	Other Building Equipment Contractors .....	315	2 867	11 832	16	5	1	4	5	1	—	—	—	—	
2383	Building Finishing Contractors .....	2 969	18 991	82 039	426	285	76	30	27	5	3	—	—	—	
23831	Drywall and Insulation Contractors .....	916	6 757	28 800	81	49	15	6	7	2	2	—	—	—	
238310	Drywall and Insulation Contractors .....	916	6 757	28 800	81	49	15	6	7	2	2	—	—	—	
23832	Painting and Wall Covering Contractors .....	918	5 769	25 256	127	89	18	9	8	2	1	—	—	—	
238320	Painting and Wall Covering Contractors .....	918	5 769	25 256	127	89	18	9	8	2	1	—	—	—	
23833	Flooring Contractors .....	146	747	3 301	48	39	6	2	1	—	—	—	—	—	
238330	Flooring Contractors .....	146	747	3 301	48	39	6	2	1	—	—	—	—	—	
23834	Tile and Terrazzo Contractors .....	237	1 277	5 395	44	29	9	4	2	—	—	—	—	—	
238340	Tile and Terrazzo Contractors .....	237	1 277	5 395	44	29	9	4	2	—	—	—	—	—	
23835	Finish Carpentry Contractors .....	439	2 665	11 854	98	70	19	4	5	—	—	—	—	—	
238350	Finish Carpentry Contractors .....	439	2 665	11 854	98	70	19	4	5	—	—	—	—	—	
23839	Other Building Finishing Contractors .....	313	1 776	7 433	28	9	9	5	4	1	—	—	—	—	
238390	Other Building Finishing Contractors .....	313	1 776	7 433	28	9	9	5	4	1	—	—	—	—	

See footnotes at end of table.

**Table 6. Counties—Employees, Payroll, and Establishments by Industry: 2003—Con.**

[Excludes most government employees, railroad employees, and self-employed persons. Size class 1 to 4 includes establishments with payroll, but no employees, during mid-March pay period. (D) denotes figures withheld to avoid disclosing data for individual companies; the data are included in broader industry totals. Detailed industries with 100 or more employees are shown if industry was not a (D). For explanation of terms, abbreviations, and data reliability/comparability, see introductory text]

NAICS code	Industry	Number of employees for week including March 12	Payroll (\$1,000)		Total number of establishments	Number of establishments by employment-size class										
			First quarter	Annual		1 to 4	5 to 9	10 to 19	20 to 49	50 to 99	100 to 249	250 to 499	500 to 999	1,000 or more		
<b>23</b>	<b>DUVAL—Con.</b>															
	<b>Construction—Con.</b>															
238	Specialty Trade Contractors—Con.															
2389	Other Specialty Trade Contractors	1 015	5 795	25 575	150	94	28	15	11	1	1	—	—	—	—	—
23891	Site Preparation Contractors	352	2 166	8 603	45	25	11	3	5	1	—	—	—	—	—	—
238910	Site Preparation Contractors	352	2 166	8 603	45	25	11	3	5	1	—	—	—	—	—	—
23899	All Other Specialty Trade Contractors	663	3 629	16 972	105	69	17	12	6	—	1	—	—	—	—	—
238990	All Other Specialty Trade Contractors	663	3 629	16 972	105	69	17	12	6	—	1	—	—	—	—	—
<b>31-33</b>	<b>Manufacturing</b>	<b>25 450</b>	<b>270 546</b>	<b>1 092 773</b>	<b>659</b>	<b>229</b>	<b>122</b>	<b>108</b>	<b>94</b>	<b>42</b>	<b>48</b>	<b>11</b>	<b>3</b>	<b>2</b>		
311	Food mfg	2 285	22 260	90 087	34	9	8	2	3	4	6	1	1	—	—	—
3116	Animal slaughtering & processing	(D)	(D)	(D)	2	—	1	—	—	—	1	—	—	—	—	—
31161	Animal slaughtering & processing	(C)	(D)	(D)	2	—	1	—	—	—	1	—	—	—	—	—
3117	Seafood product preparation & packaging	229	2 374	10 319	3	—	—	—	1	1	1	—	—	—	—	—
31171	Seafood product preparation & packaging	229	2 374	10 319	3	—	—	—	1	1	1	—	—	—	—	—
311712	Fresh & frozen seafood processing	229	2 374	10 319	3	—	—	—	1	1	1	—	—	—	—	—
3118	Bakeries & tortilla mfg	950	8 275	36 084	16	6	4	2	1	1	1	—	1	—	—	—
31181	Bread & bakery product mfg	950	8 275	36 084	16	6	4	2	1	1	1	—	1	—	—	—
311812	Commercial bakeries	886	8 105	35 354	6	2	—	—	1	1	1	—	1	—	—	—
3119	Other food mfg	840	9 656	37 605	7	—	2	—	—	1	3	1	—	—	—	—
31192	Coffee & tea mfg	(E)	(D)	(D)	2	—	1	—	—	—	—	1	—	—	—	—
31194	Seasoning & dressing mfg	(E)	(D)	(D)	2	—	—	—	—	—	2	—	—	—	—	—
31199	All other food mfg	(C)	(D)	(D)	3	—	1	—	—	1	1	—	—	—	—	—
312	Beverage & tobacco product mfg	2 586	33 215	124 268	11	2	1	—	2	—	4	—	1	—	—	1
3121	Beverage mfg	(G)	(D)	(D)	10	2	1	—	2	—	4	—	1	—	—	—
31211	Soft drink & ice mfg	522	4 543	20 712	6	—	1	—	2	—	3	—	—	—	—	—
312111	Soft drink mfg	431	3 844	17 663	3	—	—	—	—	—	3	—	—	—	—	—
31212	Breweries	(F)	(D)	(D)	1	—	—	—	—	—	—	—	—	—	1	—
31214	Distilleries	(C)	(D)	(D)	1	—	—	—	—	—	1	—	—	—	—	—
3122	Tobacco mfg	(G)	(D)	(D)	1	—	—	—	—	—	—	—	—	—	—	1
31222	Tobacco product mfg	(G)	(D)	(D)	1	—	—	—	—	—	—	—	—	—	—	1
314	Textile product mills	(C)	(D)	(D)	21	9	9	—	3	—	—	—	—	—	—	—
3149	Other textile product mills	155	1 035	4 370	14	5	6	—	3	—	—	—	—	—	—	—
315	Apparel manufacturing	420	2 335	9 449	14	7	1	4	—	—	2	—	—	—	—	—
3152	Cut & sew apparel mfg	(E)	(D)	(D)	12	5	1	4	—	—	2	—	—	—	—	—
31523	Women's, girls' cut & sew apparel mfg	(C)	(D)	(D)	2	—	—	1	—	—	1	—	—	—	—	—
31529	Other cut & sew apparel mfg	(C)	(D)	(D)	2	—	—	1	—	—	1	—	—	—	—	—
321	Wood product mfg	649	5 604	23 388	22	5	4	5	5	—	3	—	—	—	—	—
3211	Sawmills & wood preservation	323	2 956	11 993	5	—	—	1	2	—	2	—	—	—	—	—
32111	Sawmills & wood preservation	323	2 956	11 993	5	—	—	1	2	—	2	—	—	—	—	—
3212	Veneer, plywood & engineered wood product mfg	(C)	(D)	(D)	3	—	—	1	1	—	1	—	—	—	—	—
32121	Veneer, plywood & engineered wood product mfg	(C)	(D)	(D)	3	—	—	1	1	—	1	—	—	—	—	—
3219	Other wood product mfg	(C)	(D)	(D)	14	5	4	3	2	—	—	—	—	—	—	—
322	Paper mfg	1 606	15 929	64 595	19	1	2	1	6	2	7	—	—	—	—	—
3221	Pulp, paper & paperboard mills	(C)	(D)	(D)	1	—	—	—	—	—	1	—	—	—	—	—
32213	Paperboard mills	(C)	(D)	(D)	1	—	—	—	—	—	1	—	—	—	—	—
3222	Converted paper product mfg	(G)	(D)	(D)	18	1	2	1	6	2	6	—	—	—	—	—
32221	Paperboard container mfg	745	8 619	33 154	10	—	1	1	3	2	3	—	—	—	—	—
322211	Corrugated & solid fiber box mfg	320	3 451	13 513	5	—	—	1	1	2	1	—	—	—	—	—
32223	Stationery product mfg	554	4 866	18 121	3	—	—	—	—	—	3	—	—	—	—	—
322232	Envelope mfg	554	4 866	18 121	3	—	—	—	—	—	3	—	—	—	—	—
323	Printing & related support activities	1 816	14 112	58 247	107	44	23	15	16	6	3	—	—	—	—	—
3231	Printing & related support activities	1 816	14 112	58 247	107	44	23	15	16	6	3	—	—	—	—	—
32311	Printing	1 608	12 921	52 928	96	39	21	14	14	6	2	—	—	—	—	—
323110	Commercial lithographic printing	988	7 960	32 821	44	16	8	7	4	2	—	—	—	—	—	—
323112	Commercial flexographic printing	145	1 675	6 716	5	1	1	1	1	1	—	—	—	—	—	—
323114	Quick printing	115	643	3 151	23	13	7	3	—	—	—	—	—	—	—	—
323117	Book printing	118	622	2 657	6	2	2	1	—	1	—	—	—	—	—	—
32312	Printing support activities	208	1 191	5 319	11	5	2	1	2	—	1	—	—	—	—	—
323122	Prepress services	118	499	2 203	5	3	1	—	—	—	1	—	—	—	—	—
324	Petroleum & coal products mfg	347	3 381	13 781	7	2	1	1	—	1	2	—	—	—	—	—
3241	Petroleum & coal products mfg	347	3 381	13 781	7	2	1	1	—	1	2	—	—	—	—	—
32412	Asphalt paving, roofing & saturated mat mfg	(C)	(D)	(D)	4	1	1	—	—	1	1	—	—	—	—	—
32419	Other petroleum & coal products mfg	(C)	(D)	(D)	3	1	—	—	—	—	1	—	—	—	—	—
325	Chemical mfg	956	15 677	62 231	34	12	4	7	6	1	4	—	—	—	—	—
3251	Basic chemical mfg	345	8 313	27 815	6	3	—	1	—	—	2	—	—	—	—	—
32519	Other basic organic chemical mfg	(E)	(D)	(D)	2	—	—	—	—	—	2	—	—	—	—	—
3254	Pharmaceutical & medicine mfg	(C)	(D)	(D)	1	—	—	—	—	—	1	—	—	—	—	—
32541	Pharmaceutical & medicine mfg	(C)	(D)	(D)	1	—	—	—	—	—	1	—	—	—	—	—
3259	Other chemical product & preparation mfg	269	2 355	12 290	10	2	3	1	2	1	1	—	—	—	—	—
32591	Printing ink mfg	106	1 536	5 814	5	1	1	1	1	1	—	—	—	—	—	—
325910	Printing ink mfg	106	1 536	5 814	5	1	1	1	1	1	—	—	—	—	—	—
32599	All other chemical product & preparation mfg	163	819	6 476	5	1	2	—	1	—	1	—	—	—	—	—
326	Plastics & rubber products mfg	699	6 165	27 630	24	6	3	6	4	3	2	—	—	—	—	—
3261	Plastics product mfg	643	5 690	25 924	20	5	3	5	2	3	2	—	—	—	—	—
32611	Unsupported plastics film, sheet, & bag mfg	(C)	(D)	(D)	3	—	—	1	—	1	1	—	—	—	—	—
32619	Other plastics product mfg	240	2 447	9 875	10	2	2	4	—	1	1	—	—	—	—	—
326199	All other plastics product mfg	240	2 447	9 875	10	2	2	4	—	1	1	—	—	—	—	—

See footnotes at end of table.

**Table 6. Counties—Employees, Payroll, and Establishments by Industry: 2003—Con.**

[Excludes most government employees, railroad employees, and self-employed persons. Size class 1 to 4 includes establishments with payroll, but no employees, during mid-March pay period. (D) denotes figures withheld to avoid disclosing data for individual companies; the data are included in broader industry totals. Detailed industries with 100 or more employees are shown if industry was not a (D). For explanation of terms, abbreviations, and data reliability/comparability, see introductory text]

NAICS code	Industry	Number of employees for week including March 12	Payroll (\$1,000)		Total number of establishments	Number of establishments by employment-size class																				
			First quarter	Annual		1 to 4	5 to 9	10 to 19	20 to 49	50 to 99	100 to 249	250 to 499	500 to 999	1,000 or more												
<b>DUVAL—Con.</b>																										
<b>31-33 Manufacturing—Con.</b>																										
327	Nonmetallic mineral product mfg . . . . .	1 641	16 726	69 159	36	7	3	13	5	5	1	2	—	—												
3272	Glass & glass product mfg . . . . .	(C)	(D)	(D)	3	2	—	—	—	—	1	—	—													
32721	Glass & glass product mfg . . . . .	(C)	(D)	(D)	3	2	—	—	—	—	1	—	—													
3273	Cement & concrete product mfg . . . . .	739	6 263	26 430	22	2	3	10	3	3	—	1	—													
32732	Ready-mix concrete mfg . . . . .	243	2 088	9 008	11	—	1	7	2	1	—	—	—													
327320	Ready-mix concrete mfg . . . . .	243	2 088	9 008	11	—	1	7	2	1	—	—	—													
32733	Concrete pipe, brick & block mfg . . . . .	118	1 404	4 719	4	—	1	1	1	1	—	—	—													
32739	Other concrete product mfg . . . . .	378	2 771	12 703	7	2	1	2	—	1	—	1	—													
327390	Other concrete product mfg . . . . .	378	2 771	12 703	7	2	1	2	—	1	—	1	—													
3274	Lime & gypsum product mfg . . . . .	(F)	(D)	(D)	3	1	—	—	—	1	—	1	—													
32742	Gypsum product mfg . . . . .	(F)	(D)	(D)	3	1	—	—	—	1	—	1	—													
3279	Other nonmetallic mineral product mfg . . . . .	(C)	(D)	(D)	8	2	—	3	2	1	—	—	—													
32799	All other nonmetallic mineral product mfg . . . . .	(C)	(D)	(D)	8	2	—	3	2	1	—	—	—													
331	Primary metal mfg . . . . .	759	8 914	36 823	8	2	—	1	—	2	2	1	—													
3311	Iron & steel mills & ferroalloy mfg . . . . .	(E)	(D)	(D)	2	—	—	—	—	—	1	1	—													
33111	Iron & steel mills & ferroalloy mfg . . . . .	(E)	(D)	(D)	2	—	—	—	—	—	1	1	—													
3312	Steel product mfg from purchased steel . . . . .	(E)	(D)	(D)	4	1	—	—	—	2	1	—	—													
33122	Rolling & drawing of purchased steel . . . . .	(E)	(D)	(D)	4	1	—	—	—	2	1	—	—													
332	Fabricated metal product mfg . . . . .	2 700	21 575	91 013	96	30	20	15	19	6	5	1	—													
3323	Architectural & structural metals mfg . . . . .	1 690	12 468	52 278	43	15	7	5	9	2	4	1	—													
33231	Plate work & fabricated structural prod mfg . . . . .	401	3 373	13 878	16	5	4	2	3	1	1	—	—													
332312	Fabricated structural metal mfg . . . . .	363	3 165	13 077	11	4	1	1	3	1	1	—	—													
33232	Ornamental & architectural metal prod mfg . . . . .	1 289	9 095	38 400	27	10	3	3	6	1	3	1	—													
332321	Metal window & door mfg . . . . .	791	5 588	22 960	7	2	2	—	—	—	2	1	—													
332322	Sheet metal work mfg . . . . .	392	2 770	12 061	12	5	—	1	4	1	1	—	—													
332323	Ornamental & architectural metal work mfg . . . . .	106	737	3 379	8	3	1	2	2	—	—	—	—													
3324	Boiler, tank & shipping container mfg . . . . .	297	3 536	15 475	4	—	—	1	1	1	1	—	—													
33242	Metal tank (heavy gauge) mfg . . . . .	(C)	(D)	(D)	3	—	—	1	1	1	—	—	—													
33243	Light gauge metal container mfg . . . . .	(C)	(D)	(D)	1	—	—	—	—	—	1	—	—													
3327	Mach shops, turn prod, screw, nut, bolt mfg . . . . .	314	2 536	10 346	29	11	7	5	6	—	—	—	—													
33271	Machine shops . . . . .	(E)	(D)	(D)	27	11	5	5	6	—	—	—	—													
3328	Coating, engrave, heat treating & oth activity . . . . .	123	950	4 335	7	1	3	1	1	1	—	—	—													
33281	Coating, engrave, heat treating & oth activity . . . . .	123	950	4 335	7	1	3	1	1	1	—	—	—													
3329	Other fabricated metal product mfg . . . . .	143	1 076	4 433	7	2	1	1	2	1	—	—	—													
333	Machinery mfg . . . . .	720	6 714	27 318	38	10	7	9	9	2	1	—	—													
3331	Ag, construction & mining machinery mfg . . . . .	113	1 192	4 681	5	1	1	—	3	—	—	—	—													
3332	Industrial machinery mfg . . . . .	125	1 549	6 175	5	1	—	2	1	1	—	—	—													
33329	Other industrial machinery mfg . . . . .	(C)	(D)	(D)	4	—	—	2	1	1	—	—	—													
3334	HVAC & commercial refrigeration equipment mfg . . . . .	220	1 643	7 342	5	1	1	—	1	1	1	—	—													
33341	HVAC & commercial refrigeration equipment mfg . . . . .	220	1 643	7 342	5	1	1	—	1	1	1	—	—													
3339	Other general purpose machinery mfg . . . . .	193	1 749	6 435	11	2	1	4	4	—	—	—	—													
33399	All other general purpose machinery mfg . . . . .	105	818	3 232	6	2	1	1	2	—	—	—	—													
334	Computer & electronic product mfg . . . . .	381	4 481	16 978	14	7	4	—	—	2	1	—	—													
3344	Semiconductor & oth electronic component mfg . . . . .	(C)	(D)	(D)	2	1	—	—	—	—	1	—	—													
33441	Semiconductor & oth electronic component mfg . . . . .	(C)	(D)	(D)	2	1	—	—	—	—	1	—	—													
335	Electrical equip, appliance & component mfg . . . . .	145	1 234	5 231	7	3	—	—	3	1	—	—	—													
336	Transportation equipment mfg . . . . .	2 318	21 094	80 248	26	9	5	4	1	1	—	6	—													
3363	Motor vehicle parts mfg . . . . .	801	5 058	21 127	10	3	3	2	—	—	—	2	—													
33632	MV electrical & electronic equipment mfg . . . . .	(E)	(D)	(D)	2	1	—	—	—	—	—	1	—													
33639	Other motor vehicle parts mfg . . . . .	(F)	(D)	(D)	5	1	2	1	—	—	—	1	—													
3364	Aerospace product & parts mfg . . . . .	(F)	(D)	(D)	2	—	—	—	—	1	—	—	—													
33641	Aerospace product & parts mfg . . . . .	(F)	(D)	(D)	2	—	—	—	—	1	—	1	—													
3366	Ship & boat building . . . . .	975	11 151	38 604	10	4	2	—	1	—	—	3	—													
33661	Ship & boat building . . . . .	975	11 151	38 604	10	4	2	—	1	—	—	3	—													
337	Furniture & related product mfg . . . . .	1 099	7 441	33 517	61	25	16	9	7	2	2	—	—													
3371	HH & institutional furniture & kitchen cabinet mfg . . . . .	696	5 368	22 715	47	20	13	8	4	1	1	—	—													
33711	Wood kitchen cabinet & countertop mfg . . . . .	185	1 140	5 329	25	11	8	5	1	—	—	—	—													
337110	Wood kitchen cabinet & countertop mfg . . . . .	185	1 140	5 329	25	11	8	5	1	—	—	—	—													
33712	Household & institutional furniture mfg . . . . .	511	4 228	17 386	22	9	5	3	3	1	1	—	—													
337127	Institutional furniture mfg . . . . .	363	3 189	12 999	5	—	2	—	1	1	1	—	—													
3372	Office furniture (including fixtures) mfg . . . . .	(C)	(D)	(D)	8	3	1	1	3	—	—	—	—													
33721	Office furniture (including fixtures) mfg . . . . .	(C)	(D)	(D)	8	3	1	1	3	—	—	—	—													
3379	Other furniture related product mfg . . . . .	(E)	(D)	(D)	6	2	2	—	—	1	1	—	—													
33791	Mattress mfg . . . . .	(C)	(D)	(D)	3	1	1	—	—	—	1	—	—													
339	Miscellaneous mfg . . . . .	4 059	61 863	251 281	76	37	11	15	5	3	3	—	1													
3391	Medical equipment & supplies mfg . . . . .	3 494	57 508	233 777	36	14	6	8	3	2	1	—	1													
33911	Medical equipment & supplies mfg . . . . .	3 494	57 508	233 777	36	14	6	8	3	2	1	—	1													
339113	Surgical appliance & supplies mfg . . . . .	201	2 426	10 396	5	—	2	2	—	—	1	—	—													
3399	Other miscellaneous mfg . . . . .	565	4 355	17 504	40	23	5	7	2	1	2	—	—													
33994	Office supplies (exc paper) mfg . . . . .	(C)	(D)	(D)	2	—	—	1	—	—	1	—	—													
33995	Sign mfg . . . . .	139	879	3 641	18	10	3	3	2	—	—	—	—													
339950	Sign mfg . . . . .	139	879	3 641	18	10	3	3	2	—	—	—	—													
33999	All other misc mfg . . . . .	216	1 806	7 389	11	6	1	2	—	1	1	—	—													

See footnotes at end of table.

**Table 6. Counties—Employees, Payroll, and Establishments by Industry: 2003—Con.**

[Excludes most government employees, railroad employees, and self-employed persons. Size class 1 to 4 includes establishments with payroll, but no employees, during mid-March pay period. (D) denotes figures withheld to avoid disclosing data for individual companies; the data are included in broader industry totals. Detailed industries with 100 or more employees are shown if industry was not a (D). For explanation of terms, abbreviations, and data reliability/comparability, see introductory text]

NAICS code	Industry	Number of employees for week including March 12	Payroll (\$1,000)		Total number of establishments	Number of establishments by employment-size class								
			First quarter	Annual		1 to 4	5 to 9	10 to 19	20 to 49	50 to 99	100 to 249	250 to 499	500 to 999	1,000 or more
<b>DUVAL—Con.</b>														
<b>42</b>	<b>Wholesale trade</b>	<b>21 102</b>	<b>233 181</b>	<b>925 072</b>	<b>1 317</b>	<b>614</b>	<b>263</b>	<b>213</b>	<b>153</b>	<b>39</b>	<b>24</b>	<b>8</b>	<b>3</b>	—
423	Merchant Wholesalers, Durable Goods	11 460	129 537	523 860	855	385	181	151	102	24	9	1	2	—
4231	Motor Vehicle and Motor Vehicle Parts and Supplies Merchant Wholesalers	1 452	14 514	57 885	109	49	25	12	14	9	—	—	—	—
42311	Automobile and Other Motor Vehicle Merchant Wholesalers	368	5 467	21 810	24	13	3	2	3	3	—	—	—	—
423110	Automobile and Other Motor Vehicle Merchant Wholesalers	368	5 467	21 810	24	13	3	2	3	3	—	—	—	—
42312	Motor Vehicle Supplies and New Parts Merchant Wholesalers	788	6 798	26 963	62	30	15	5	7	5	—	—	—	—
423120	Motor Vehicle Supplies and New Parts Merchant Wholesalers	788	6 798	26 963	62	30	15	5	7	5	—	—	—	—
42313	Tire and Tube Merchant Wholesalers	174	1 537	6 188	15	4	4	3	4	—	—	—	—	—
423130	Tire and Tube Merchant Wholesalers	174	1 537	6 188	15	4	4	3	4	—	—	—	—	—
42314	Motor Vehicle Parts (Used) Merchant Wholesalers	122	712	2 924	8	2	3	2	—	1	—	—	—	—
423140	Motor Vehicle Parts (Used) Merchant Wholesalers	122	712	2 924	8	2	3	2	—	1	—	—	—	—
4232	Furniture and Home Furnishing Merchant Wholesalers	424	3 825	17 264	47	24	8	10	4	1	—	—	—	—
42321	Furniture Merchant Wholesalers	254	2 362	10 966	21	10	2	5	3	1	—	—	—	—
423210	Furniture Merchant Wholesalers	254	2 362	10 966	21	10	2	5	3	1	—	—	—	—
42322	Home Furnishing Merchant Wholesalers	170	1 463	6 298	26	14	6	5	1	—	—	—	—	—
423220	Home Furnishing Merchant Wholesalers	170	1 463	6 298	26	14	6	5	1	—	—	—	—	—
4233	Lumber and Other Construction Materials Merchant Wholesalers	1 461	13 954	58 133	79	33	18	17	8	1	1	—	1	—
42331	Lumber, Plywood, Millwork, and Wood Panel Merchant Wholesalers	1 022	9 624	40 807	36	16	5	10	2	1	1	—	1	—
423310	Lumber, Plywood, Millwork, and Wood Panel Merchant Wholesalers	1 022	9 624	40 807	36	16	5	10	2	1	1	—	1	—
42332	Brick, Stone, and Related Construction Material Merchant Wholesalers	130	996	4 398	18	10	5	2	1	—	—	—	—	—
423320	Brick, Stone, and Related Construction Material Merchant Wholesalers	130	996	4 398	18	10	5	2	1	—	—	—	—	—
42333	Roofing, Siding, and Insulation Material Merchant Wholesalers	145	1 332	5 014	11	1	3	5	2	—	—	—	—	—
423330	Roofing, Siding, and Insulation Material Merchant Wholesalers	145	1 332	5 014	11	1	3	5	2	—	—	—	—	—
42339	Other Construction Material Merchant Wholesalers	164	2 002	7 914	14	6	5	—	3	—	—	—	—	—
423390	Other Construction Material Merchant Wholesalers	164	2 002	7 914	14	6	5	—	3	—	—	—	—	—
4234	Professional and Commercial Equipment and Supplies Merchant Wholesalers	3 008	42 070	161 326	137	63	20	21	19	9	4	—	1	—
42342	Office Equipment Merchant Wholesalers	1 462	14 222	59 573	31	4	6	10	5	4	1	—	1	—
423420	Office Equipment Merchant Wholesalers	1 462	14 222	59 573	31	4	6	10	5	4	1	—	1	—
42343	Computer and Computer Peripheral Equipment and Software Merchant Wholesalers	498	13 986	48 198	42	25	6	4	6	—	1	—	—	—
423430	Computer and Computer Peripheral Equipment and Software Merchant Wholesalers	498	13 986	48 198	42	25	6	4	6	—	1	—	—	—
42345	Medical, Dental, and Hospital Equipment and Supplies Merchant Wholesalers	826	11 401	43 559	38	18	5	2	7	4	2	—	—	—
423450	Medical, Dental, and Hospital Equipment and Supplies Merchant Wholesalers	826	11 401	43 559	38	18	5	2	7	4	2	—	—	—
42346	Ophthalmic Goods Merchant Wholesalers	105	1 462	5 751	5	3	—	—	1	1	—	—	—	—
423460	Ophthalmic Goods Merchant Wholesalers	105	1 462	5 751	5	3	—	—	1	1	—	—	—	—
4235	Metal and Mineral (except Petroleum) Merchant Wholesalers	358	3 617	14 593	33	11	9	6	6	1	—	—	—	—
42351	Metal Service Centers and Other Metal Merchant Wholesalers	358	3 617	14 593	33	11	9	6	6	1	—	—	—	—
423510	Metal Service Centers and Other Metal Merchant Wholesalers	358	3 617	14 593	33	11	9	6	6	1	—	—	—	—
4236	Electrical and Electronic Goods Merchant Wholesalers	1 001	13 146	55 766	87	35	19	15	17	1	—	—	—	—
42361	Electrical Apparatus and Equipment, Wiring Supplies, and Related Equipment	483	5 856	26 255	41	19	6	7	8	1	—	—	—	—
423610	Electrical Apparatus and Equipment, Wiring Supplies, and Related Equipment	483	5 856	26 255	41	19	6	7	8	1	—	—	—	—
42362	Electrical and Electronic Appliance, Television, and Radio Set Merchant	110	904	3 562	12	4	4	3	1	—	—	—	—	—
423620	Electrical and Electronic Appliance, Television, and Radio Set Merchant	110	904	3 562	12	4	4	3	1	—	—	—	—	—
42369	Other Electronic Parts and Equipment Merchant Wholesalers	408	6 386	25 949	34	12	9	5	8	—	—	—	—	—
423690	Other Electronic Parts and Equipment Merchant Wholesalers	408	6 386	25 949	34	12	9	5	8	—	—	—	—	—
4237	Hardware, and Plumbing and Heating Equipment and Supplies Merchant Whole	935	10 316	40 748	90	31	24	24	10	—	1	—	—	—
42371	Hardware Merchant Wholesalers	297	2 530	10 589	27	10	4	9	4	—	—	—	—	—
423710	Hardware Merchant Wholesalers	297	2 530	10 589	27	10	4	9	4	—	—	—	—	—
42372	Plumbing and Heating Equipment and Supplies (Hydronics) Merchant Wholesa	232	2 444	8 971	27	10	6	9	2	—	—	—	—	—
423720	Plumbing and Heating Equipment and Supplies (Hydronics) Merchant Wholesa	232	2 444	8 971	27	10	6	9	2	—	—	—	—	—
42373	Warm Air Heating and Air-Conditioning Equipment and Supplies Merchant Wh	310	3 936	16 048	28	10	10	5	2	—	1	—	—	—
423730	Warm Air Heating and Air-Conditioning Equipment and Supplies Merchant Wh	310	3 936	16 048	28	10	10	5	2	—	1	—	—	—
4238	Machinery, Equipment, and Supplies Merchant Wholesalers	2 127	22 363	93 374	192	86	48	35	20	2	—	1	—	—
42381	Construction and Mining (except Oil Well) Machinery and Equipment Mercha	623	7 438	30 580	10	2	1	2	3	1	—	1	—	—

See footnotes at end of table.

**Table 6. Counties—Employees, Payroll, and Establishments by Industry: 2003—Con.**

[Excludes most government employees, railroad employees, and self-employed persons. Size class 1 to 4 includes establishments with payroll, but no employees, during mid-March pay period. (D) denotes figures withheld to avoid disclosing data for individual companies; the data are included in broader industry totals. Detailed industries with 100 or more employees are shown if industry was not a (D). For explanation of terms, abbreviations, and data reliability/comparability, see introductory text]

NAICS code	Industry	Number of employees for week including March 12	Payroll (\$1,000)		Total number of establishments	Number of establishments by employment-size class									
			First quarter	Annual		1 to 4	5 to 9	10 to 19	20 to 49	50 to 99	100 to 249	250 to 499	500 to 999	1,000 or more	
<b>42</b>	<b>DUVAL—Con.</b>														
	<b>Wholesale trade—Con.</b>														
423	Merchant Wholesalers, Durable Goods—Con.														
4238	Machinery, Equipment, and Supplies Merchant Wholesalers—Con.														
42381	Construction and Mining (except Oil Well) Machinery and Equipment Mercha—Con.														
423810	Construction and Mining (except Oil Well) Machinery and Equipment Mercha . . . . .	623	7 438	30 580	10	2	1	2	3	1	—	1	—	—	—
42382	Farm and Garden Machinery and Equipment Merchant Wholesalers . . . . .	145	995	4 468	12	3	2	5	2	—	—	—	—	—	—
423820	Farm and Garden Machinery and Equipment Merchant Wholesalers . . . . .	145	995	4 468	12	3	2	5	2	—	—	—	—	—	—
42383	Industrial Machinery and Equipment Merchant Wholesalers . . . . .	659	7 342	31 879	82	40	17	18	7	—	—	—	—	—	—
423830	Industrial Machinery and Equipment Merchant Wholesalers . . . . .	659	7 342	31 879	82	40	17	18	7	—	—	—	—	—	—
42384	Industrial Supplies Merchant Wholesalers . . . . .	359	4 221	15 915	50	22	17	7	4	—	—	—	—	—	—
423840	Industrial Supplies Merchant Wholesalers . . . . .	359	4 221	15 915	50	22	17	7	4	—	—	—	—	—	—
42385	Service Establishment Equipment and Supplies Merchant Wholesalers . . . . .	271	1 726	7 736	25	10	8	3	3	1	—	—	—	—	—
423850	Service Establishment Equipment and Supplies Merchant Wholesalers . . . . .	271	1 726	7 736	25	10	8	3	3	1	—	—	—	—	—
4239	Miscellaneous Durable Goods Merchant Wholesalers . . . . .	694	5 732	24 771	81	53	10	11	4	—	3	—	—	—	—
42392	Toy and Hobby Goods and Supplies Merchant Wholesalers . . . . .	(C)	(D)	(D)	4	2	1	—	—	—	1	—	—	—	—
42393	Recyclable Material Merchant Wholesalers . . . . .	248	1 876	8 879	22	13	3	3	2	—	1	—	—	—	—
423930	Recyclable Material Merchant Wholesalers . . . . .	248	1 876	8 879	22	13	3	3	2	—	1	—	—	—	—
42399	Other Miscellaneous Durable Goods Merchant Wholesalers . . . . .	225	2 166	8 817	35	25	4	3	2	—	1	—	—	—	—
423990	Other Miscellaneous Durable Goods Merchant Wholesalers . . . . .	225	2 166	8 817	35	25	4	3	2	—	1	—	—	—	—
424	Merchant Wholesalers, Non-durable Goods . . . . .	7 905	86 312	342 128	358	156	68	56	47	13	13	4	1	—	—
4241	Paper and Paper Product Merchant Wholesalers . . . . .	870	7 830	32 615	49	17	9	11	9	2	1	—	—	—	—
42411	Printing and Writing Paper Merchant Wholesalers . . . . .	163	2 477	10 063	8	1	3	2	1	1	—	—	—	—	—
424110	Printing and Writing Paper Merchant Wholesalers . . . . .	163	2 477	10 063	8	1	3	2	1	1	—	—	—	—	—
42412	Stationery and Office Supplies Merchant Wholesalers . . . . .	314	3 047	12 304	28	11	6	6	4	1	—	—	—	—	—
424120	Stationery and Office Supplies Merchant Wholesalers . . . . .	314	3 047	12 304	28	11	6	6	4	1	—	—	—	—	—
42413	Industrial and Personal Service Paper Merchant Wholesalers . . . . .	393	2 306	10 248	13	5	—	3	4	—	1	—	—	—	—
424130	Industrial and Personal Service Paper Merchant Wholesalers . . . . .	393	2 306	10 248	13	5	—	3	4	—	1	—	—	—	—
4242	Drugs and Druggists' Sundries Merchant Wholesalers . . . . .	1 050	15 786	56 607	22	6	2	7	4	—	1	2	—	—	—
42421	Drugs and Druggists' Sundries Merchant Wholesalers . . . . .	1 050	15 786	56 607	22	6	2	7	4	—	1	2	—	—	—
424210	Drugs and Druggists' Sundries Merchant Wholesalers . . . . .	1 050	15 786	56 607	22	6	2	7	4	—	1	2	—	—	—
4243	Apparel, Piece Goods, and Notions Merchant Wholesalers . . . . .	462	5 937	20 671	26	12	5	4	2	2	1	—	—	—	—
42432	Men's and Boys' Clothing and Furnishings Merchant Wholesalers . . . . .	163	764	3 305	13	6	2	2	2	1	—	—	—	—	—
424320	Men's and Boys' Clothing and Furnishings Merchant Wholesalers . . . . .	163	764	3 305	13	6	2	2	2	1	—	—	—	—	—
42433	Women's, Children's, and Infants' Clothing and Accessories Merchant Whol . . . . .	(C)	(D)	(D)	6	4	1	—	—	—	1	—	—	—	—
4244	Grocery and Related Product Wholesalers . . . . .	2 611	24 571	106 932	96	40	19	11	16	5	3	1	1	—	—
42441	General Line Grocery Merchant Wholesalers . . . . .	(F)	(D)	(D)	9	6	1	—	1	—	—	—	1	—	—
42442	Packaged Frozen Food Merchant Wholesalers . . . . .	419	5 048	25 469	16	5	5	3	—	1	2	—	—	—	—
424420	Packaged Frozen Food Merchant Wholesalers . . . . .	419	5 048	25 469	16	5	5	3	—	1	2	—	—	—	—
42443	Dairy Product (except Dried or Canned) Merchant Wholesalers . . . . .	148	1 675	6 567	12	5	2	2	3	—	—	—	—	—	—
424430	Dairy Product (except Dried or Canned) Merchant Wholesalers . . . . .	148	1 675	6 567	12	5	2	2	3	—	—	—	—	—	—
42445	Confectionery Merchant Wholesalers . . . . .	(C)	(D)	(D)	4	2	1	—	—	1	—	—	—	—	—
42447	Meat and Meat Product Merchant Wholesalers . . . . .	(C)	(D)	(D)	3	—	—	1	1	1	—	—	—	—	—
42448	Fresh Fruit and Vegetable Merchant Wholesalers . . . . .	482	3 257	11 990	16	6	2	1	4	2	1	—	—	—	—
424480	Fresh Fruit and Vegetable Merchant Wholesalers . . . . .	482	3 257	11 990	16	6	2	1	4	2	1	—	—	—	—
42449	Other Grocery and Related Products Merchant Wholesalers . . . . .	653	6 801	26 962	28	13	7	4	3	—	—	1	—	—	—
424490	Other Grocery and Related Products Merchant Wholesalers . . . . .	653	6 801	26 962	28	13	7	4	3	—	—	1	—	—	—
4246	Chemical and Allied Products Merchant Wholesalers . . . . .	507	6 439	25 434	45	21	12	6	5	—	1	—	—	—	—
42461	Plastics Materials and Basic Forms and Shapes Merchant Wholesalers . . . . .	106	923	4 225	12	4	5	2	1	—	—	—	—	—	—
424610	Plastics Materials and Basic Forms and Shapes Merchant Wholesalers . . . . .	106	923	4 225	12	4	5	2	1	—	—	—	—	—	—
42469	Other Chemical and Allied Products Merchant Wholesalers . . . . .	401	5 516	21 209	33	17	7	4	4	—	1	—	—	—	—
424690	Other Chemical and Allied Products Merchant Wholesalers . . . . .	401	5 516	21 209	33	17	7	4	4	—	1	—	—	—	—
4247	Petroleum and Petroleum Products Merchant Wholesalers . . . . .	(E)	(D)	(D)	23	10	7	1	4	1	—	—	—	—	—

See footnotes at end of table.

**Table 6. Counties—Employees, Payroll, and Establishments by Industry: 2003—Con.**

[Excludes most government employees, railroad employees, and self-employed persons. Size class 1 to 4 includes establishments with payroll, but no employees, during mid-March pay period. (D) denotes figures withheld to avoid disclosing data for individual companies; the data are included in broader industry totals. Detailed industries with 100 or more employees are shown if industry was not a (D). For explanation of terms, abbreviations, and data reliability/comparability, see introductory text]

NAICS code	Industry	Number of employees for week including March 12	Payroll (\$1,000)		Total number of establishments	Number of establishments by employment-size class																		
			First quarter	Annual		1 to 4	5 to 9	10 to 19	20 to 49	50 to 99	100 to 249	250 to 499	500 to 999	1,000 or more										
<b>DUVAL—Con.</b>																								
<b>Wholesale trade—Con.</b>																								
424	Merchant Wholesalers, Nondurable Goods—Con.																							
4247	Petroleum and Petroleum Products Merchant Wholesalers—Con.																							
42471	Petroleum Bulk Stations and Terminals . . . . .	217	2 126	8 680	13	3	5	—	4	1	—	—	—	—	—	—	—	—	—	—	—			
424710	Petroleum Bulk Stations and Terminals . . . . .	217	2 126	8 680	13	3	5	—	4	1	—	—	—	—	—	—	—	—	—	—	—			
4248	Beer, Wine, and Distilled Alcoholic Beverage Merchant Wholesalers . . . . .	934	11 527	44 014	10	2	1	2	—	—	—	5	—	—	—	—	—	—	—	—	—			
42481	Beer and Ale Merchant Wholesalers . . . . .	398	4 065	17 482	5	1	1	1	—	—	—	2	—	—	—	—	—	—	—	—	—			
424810	Beer and Ale Merchant Wholesalers . . . . .	398	4 065	17 482	5	1	1	1	—	—	—	2	—	—	—	—	—	—	—	—	—			
42482	Wine and Distilled Alcoholic Beverage Merchant Wholesalers . . . . .	536	7 462	26 532	5	1	—	1	—	—	—	3	—	—	—	—	—	—	—	—	—			
424820	Wine and Distilled Alcoholic Beverage Merchant Wholesalers . . . . .	536	7 462	26 532	5	1	—	1	—	—	—	3	—	—	—	—	—	—	—	—	—			
4249	Miscellaneous Nondurable Goods Merchant Wholesalers . . . . .	1 211	11 475	44 534	86	47	13	14	7	3	1	1	—	—	—	—	—	—	—	—	—			
42492	Book, Periodical, and Newspaper Merchant Wholesalers . . . . .	222	1 964	7 368	14	6	1	3	3	1	—	—	—	—	—	—	—	—	—	—	—			
424920	Book, Periodical, and Newspaper Merchant Wholesalers . . . . .	222	1 964	7 368	14	6	1	3	3	1	—	—	—	—	—	—	—	—	—	—	—			
42494	Tobacco and Tobacco Product Merchant Wholesalers . . . . .	(E)	(D)	(D)	7	5	—	—	1	—	—	1	—	—	—	—	—	—	—	—	—			
42495	Paint, Varnish, and Supplies Merchant Wholesalers . . . . .	151	1 439	5 741	11	—	6	4	—	1	—	—	—	—	—	—	—	—	—	—	—			
424950	Paint, Varnish, and Supplies Merchant Wholesalers . . . . .	151	1 439	5 741	11	—	6	4	—	1	—	—	—	—	—	—	—	—	—	—	—			
42499	Other Miscellaneous Nondurable Goods Merchant Wholesalers . . . . .	430	3 063	12 195	35	21	5	5	2	1	1	—	—	—	—	—	—	—	—	—	—			
424990	Other Miscellaneous Nondurable Goods Merchant Wholesalers . . . . .	430	3 063	12 195	35	21	5	5	2	1	1	—	—	—	—	—	—	—	—	—	—			
425	Wholesale Electronic Markets and Agents and Brokers . . . . .	1 737	17 332	59 084	104	73	14	6	4	2	2	3	—	—	—	—	—	—	—	—	—			
4251	Wholesale Electronic Markets and Agents and Brokers . . . . .	1 737	17 332	59 084	104	73	14	6	4	2	2	3	—	—	—	—	—	—	—	—	—			
42512	Wholesale Trade Agents and Brokers . . . . .	(G)	(D)	(D)	102	72	14	5	4	2	2	3	—	—	—	—	—	—	—	—	—			
<b>44-45</b>	<b>Retail trade . . . . .</b>	<b>47 231</b>	<b>250 915</b>	<b>1 038 767</b>	<b>3 154</b>	<b>1 421</b>	<b>824</b>	<b>431</b>	<b>264</b>	<b>114</b>	<b>89</b>	<b>9</b>	<b>2</b>											
441	Motor vehicle & parts dealers . . . . .	7 763	69 807	293 204	446	170	105	80	43	31	17	—	—	—	—	—	—	—	—	—	—			
4411	Automobile dealers . . . . .	5 372	53 706	223 556	184	82	21	17	19	29	16	—	—	—	—	—	—	—	—	—	—			
44111	New car dealers . . . . .	4 856	49 890	208 203	85	15	4	6	16	28	16	—	—	—	—	—	—	—	—	—	—			
441110	New car dealers . . . . .	4 856	49 890	208 203	85	15	4	6	16	28	16	—	—	—	—	—	—	—	—	—	—			
44112	Used car dealers . . . . .	516	3 816	15 353	99	67	17	11	3	1	—	—	—	—	—	—	—	—	—	—	—			
441120	Used car dealers . . . . .	516	3 816	15 353	99	67	17	11	3	1	—	—	—	—	—	—	—	—	—	—	—			
4412	Other motor vehicle dealers . . . . .	614	4 627	21 827	67	37	10	11	7	1	1	—	—	—	—	—	—	—	—	—	—			
44121	Recreational vehicle dealers . . . . .	171	1 586	6 625	5	2	1	—	—	1	1	—	—	—	—	—	—	—	—	—	—			
441210	Recreational vehicle dealers . . . . .	171	1 586	6 625	5	2	1	—	—	1	1	—	—	—	—	—	—	—	—	—	—			
44122	Motorcycle & boat & other MV dealers . . . . .	443	3 041	15 202	62	35	9	11	7	—	—	—	—	—	—	—	—	—	—	—	—			
441221	Motorcycle dealers . . . . .	148	1 330	6 704	18	11	1	2	4	—	—	—	—	—	—	—	—	—	—	—	—			
441222	Boat dealers . . . . .	234	1 319	6 761	37	21	7	7	2	—	—	—	—	—	—	—	—	—	—	—	—			
4413	Automotive parts, accessories & tire stores . . . . .	1 777	11 474	47 821	195	51	74	52	17	1	—	—	—	—	—	—	—	—	—	—	—			
44131	Automotive parts, accessories & tire stores . . . . .	1 084	5 547	23 340	108	33	30	31	13	1	—	—	—	—	—	—	—	—	—	—	—			
441310	Automotive parts, accessories & tire stores . . . . .	1 084	5 547	23 340	108	33	30	31	13	1	—	—	—	—	—	—	—	—	—	—	—			
44132	Tire dealers . . . . .	693	5 927	24 481	87	18	44	21	4	—	—	—	—	—	—	—	—	—	—	—	—			
441320	Tire dealers . . . . .	693	5 927	24 481	87	18	44	21	4	—	—	—	—	—	—	—	—	—	—	—	—			
442	Furniture & home furnishing stores . . . . .	1 771	9 928	41 557	212	104	51	34	19	3	1	—	—	—	—	—	—	—	—	—	—			
4421	Furniture stores . . . . .	765	5 236	20 941	86	41	16	19	9	1	—	—	—	—	—	—	—	—	—	—	—			
44211	Furniture stores . . . . .	765	5 236	20 941	86	41	16	19	9	1	—	—	—	—	—	—	—	—	—	—	—			
442110	Furniture stores . . . . .	765	5 236	20 941	86	41	16	19	9	1	—	—	—	—	—	—	—	—	—	—	—			
4422	Home furnishings stores . . . . .	1 006	4 692	20 616	126	63	35	15	10	2	1	—	—	—	—	—	—	—	—	—	—			
44221	Floor covering stores . . . . .	283	2 058	9 002	49	26	17	3	3	—	—	—	—	—	—	—	—	—	—	—	—			
442210	Floor covering stores . . . . .	283	2 058	9 002	49	26	17	3	3	—	—	—	—	—	—	—	—	—	—	—	—			
44229	Other home furnishings stores . . . . .	723	2 634	11 614	77	37	18	12	7	2	1	—	—	—	—	—	—	—	—	—	—			
443	Electronics & appliance stores . . . . .	1 385	8 303	33 022	132	67	39	12	7	4	3	—	—	—	—	—	—	—	—	—	—			
4431	Electronics & appliance stores . . . . .	1 385	8 303	33 022	132	67	39	12	7	4	3	—	—	—	—	—	—	—	—	—	—			
44311	Appliance, TV & all other electronics stores . . . . .	1 112	6 427	25 355	101	54	27	9	5	3	3	—	—	—	—	—	—	—	—	—	—			
443111	Household appliance stores . . . . .	110	1 197	3 477	24	18	5	—	1	—	—	—	—	—	—	—	—	—	—	—	—			
443112	Radio, television & other electronics stores . . . . .	1 002	5 230	21 878	77	36	22	9	4	3	3	—	—	—	—	—	—	—	—	—	—			
44312	Computer & software stores . . . . .	(E)	(D)	(D)	27	12	9	3	2	1	—	—	—	—	—	—	—	—	—	—	—			
444	Bldg material & garden equip & supp dealers . . . . .	3 538	23 680	97 486	210	94	47	36	19	5	7	2	—	—	—	—	—	—	—	—	—			
4441	Building material & supplies dealers . . . . .	3 275	22 344	91 360	181	82	38	32	15	5	7	2	—	—	—	—	—	—	—	—	—			
44411	Home centers . . . . .	(G)	(D)	(D)	16	7	1	1	—	—	5	2	—	—	—	—	—	—	—	—	—			
44412	Paint & wallpaper stores . . . . .	(C)	(D)	(D)	25	11	8	5	1	—	—	—	—	—	—	—	—	—	—	—	—			
44413	Hardware stores . . . . .	418	1 672	7 208	36	17	9	4	3	3	—	—	—	—	—	—	—	—	—	—	—			
444130	Hardware stores . . . . .	418	1 672	7 208	36	17	9	4	3	3	—	—	—	—	—	—	—	—	—	—	—			
44419	Other building material dealers . . . . .	1 198	11 578	47 914	104	47	20	22	11	2	2	—	—	—	—	—	—	—	—	—	—			
444190	Other building material dealers . . . . .	1 198	11 578	47 914	104	47	20	22	11	2	2	—	—	—	—	—	—	—	—	—	—			
4442	Lawn & garden equip & supplies stores . . . . .	263	1 336	6 126	29	12	9	4	4	—	—	—	—	—	—	—	—	—	—	—	—			
44422	Nursery & garden centers . . . . .	208	913	3 960	20	7	6	4	3	—	—	—	—	—	—	—	—	—	—	—	—			
444220	Nursery & garden centers . . . . .	208	913	3																				

**Table 6. Counties—Employees, Payroll, and Establishments by Industry: 2003—Con.**

[Excludes most government employees, railroad employees, and self-employed persons. Size class 1 to 4 includes establishments with payroll, but no employees, during mid-March pay period. (D) denotes figures withheld to avoid disclosing data for individual companies; the data are included in broader industry totals. Detailed industries with 100 or more employees are shown if industry was not a (D). For explanation of terms, abbreviations, and data reliability/comparability, see introductory text]

NAICS code	Industry	Number of employees for week including March 12	Payroll (\$1,000)		Total number of establishments	Number of establishments by employment-size class								
			First quarter	Annual		1 to 4	5 to 9	10 to 19	20 to 49	50 to 99	100 to 249	250 to 499	500 to 999	1,000 or more
<b>DUVAL—Con.</b>														
<b>44-45 Retail trade—Con.</b>														
445	Food & beverage stores—Con.													
4453	Beer, wine & liquor stores	312	1 187	4 983	52	23	22	6	1	—	—	—	—	—
44531	Beer, wine & liquor stores	312	1 187	4 983	52	23	22	6	1	—	—	—	—	—
445310	Beer, wine & liquor stores	312	1 187	4 983	52	23	22	6	1	—	—	—	—	—
446	Health & personal care stores	3 079	18 438	77 647	236	102	55	34	39	4	1	1	—	—
4461	Health & personal care stores	3 079	18 438	77 647	236	102	55	34	39	4	1	1	—	—
44611	Pharmacies & drug stores	1 771	10 687	43 872	95	21	17	18	36	3	—	—	—	—
446110	Pharmacies & drug stores	1 771	10 687	43 872	95	21	17	18	36	3	—	—	—	—
44612	Cosmetics, beauty supplies & perfume stores	308	894	3 734	53	33	11	6	2	1	—	—	—	—
446120	Cosmetics, beauty supplies & perfume stores	308	894	3 734	53	33	11	6	2	1	—	—	—	—
44613	Optical goods stores	231	1 340	5 330	37	19	11	6	1	—	—	—	—	—
446130	Optical goods stores	231	1 340	5 330	37	19	11	6	1	—	—	—	—	—
44619	Other health & personal care stores	769	5 517	24 711	51	29	16	4	—	1	1	—	—	—
446191	Food (health) supplement stores	121	387	1 575	32	21	10	4	—	—	—	—	—	—
446199	All other health & personal care stores	648	5 130	23 136	19	8	6	3	—	—	1	1	—	—
447	Gasoline stations	2 349	8 950	36 146	311	126	116	58	6	5	—	—	—	—
4471	Gasoline stations	2 349	8 950	36 146	311	126	116	58	6	5	—	—	—	—
44711	Gasoline stations with convenience stores	1 871	7 794	31 176	272	103	111	52	5	1	—	—	—	—
447110	Gasoline stations with convenience stores	1 871	7 794	31 176	272	103	111	52	5	1	—	—	—	—
44719	Other gasoline stations	478	1 156	4 970	39	23	5	6	1	4	—	—	—	—
447190	Other gasoline stations	478	1 156	4 970	39	23	5	6	1	4	—	—	—	—
448	Clothing & clothing accessories stores	4 431	14 659	61 117	437	165	149	73	35	15	—	—	—	—
4481	Clothing stores	3 426	10 242	42 450	260	85	75	55	30	15	—	—	—	—
44811	Men's clothing stores	255	1 312	5 634	31	13	7	10	—	1	—	—	—	—
448110	Men's clothing stores	255	1 312	5 634	31	13	7	10	—	1	—	—	—	—
44812	Women's clothing stores	1 027	2 555	10 753	107	35	41	20	10	1	—	—	—	—
448120	Women's clothing stores	1 027	2 555	10 753	107	35	41	20	10	1	—	—	—	—
44813	Children's & infants' clothing stores	229	572	2 319	16	4	2	7	3	—	—	—	—	—
448130	Children's & infants' clothing stores	229	572	2 319	16	4	2	7	3	—	—	—	—	—
44814	Family clothing stores	1 450	4 223	17 482	58	10	13	13	10	12	—	—	—	—
448140	Family clothing stores	1 450	4 223	17 482	58	10	13	13	10	12	—	—	—	—
44819	Other clothing stores	392	1 353	5 370	35	16	8	4	6	1	—	—	—	—
448190	Other clothing stores	392	1 353	5 370	35	16	8	4	6	1	—	—	—	—
4482	Shoe stores	558	1 669	7 299	85	32	39	10	4	—	—	—	—	—
44821	Shoe stores	558	1 669	7 299	85	32	39	10	4	—	—	—	—	—
448210	Shoe stores	558	1 669	7 299	85	32	39	10	4	—	—	—	—	—
4483	Jewelry, luggage & leather goods stores	447	2 748	11 368	92	48	35	8	1	—	—	—	—	—
44831	Jewelry stores	(E)	(D)	(D)	91	47	35	8	1	—	—	—	—	—
451	Sporting goods, hobby, book & music stores	1 472	5 570	23 375	155	63	48	25	17	2	—	—	—	—
4511	Sporting goods, hobby, musical instrument stores	978	4 086	17 123	102	46	28	17	9	2	—	—	—	—
45111	Sporting goods stores	471	2 311	9 890	50	23	14	9	2	2	—	—	—	—
451110	Sporting goods stores	471	2 311	9 890	50	23	14	9	2	2	—	—	—	—
45112	Hobby, toy & game stores	293	796	3 484	25	10	7	3	5	—	—	—	—	—
451120	Hobby, toy & game stores	293	796	3 484	25	10	7	3	5	—	—	—	—	—
45113	Sewing, needlework & piece goods stores	131	451	1 733	15	6	4	4	1	—	—	—	—	—
451130	Sewing, needlework & piece goods stores	131	451	1 733	15	6	4	4	1	—	—	—	—	—
4512	Book, periodical & music stores	494	1 484	6 252	53	17	20	8	8	—	—	—	—	—
45121	Book stores & news dealers	417	1 237	5 204	40	14	11	7	8	—	—	—	—	—
451211	Book stores	417	1 237	5 204	40	14	11	7	8	—	—	—	—	—
452	General merchandise stores	7 487	34 267	138 494	112	17	44	10	6	7	21	5	2	—
4521	Department stores	4 287	20 353	78 323	26	—	—	—	—	6	16	4	—	—
45211	Department stores (except Discount Department Stores)	4 287	20 353	78 323	26	—	—	—	—	6	16	4	—	—
452111	Department Stores (except Discount Department Stores)	1 770	8 387	31 665	10	—	—	—	—	1	8	1	—	—
452112	Discount Department Stores	2 517	11 966	46 658	16	—	—	—	—	5	8	3	—	—
4529	Other general merchandise stores	3 200	13 914	60 171	86	17	44	10	6	1	5	1	2	—
45291	Warehouse clubs & superstores	2 572	11 713	50 327	10	1	—	—	—	1	5	1	2	—
452910	Warehouse clubs & superstores	2 572	11 713	50 327	10	1	—	—	—	1	5	1	2	—
45299	All other general merchandise stores	628	2 201	9 844	76	16	44	10	6	—	—	—	—	—
452990	All other general merchandise stores	628	2 201	9 844	76	16	44	10	6	—	—	—	—	—
453	Miscellaneous store retailers	2 010	8 204	34 731	307	186	73	24	21	3	—	—	—	—
4531	Florists	260	1 030	3 938	37	21	12	3	—	1	—	—	—	—
45311	Florists	260	1 030	3 938	37	21	12	3	—	1	—	—	—	—
453110	Florists	260	1 030	3 938	37	21	12	3	—	1	—	—	—	—
4532	Office supplies, stationery & gift stores	815	3 557	14 613	98	52	19	11	16	—	—	—	—	—
45321	Office supplies & stationery stores	398	2 414	9 582	28	12	2	1	13	—	—	—	—	—
453210	Office supplies & stationery stores	398	2 414	9 582	28	12	2	1	13	—	—	—	—	—
45322	Gift, novelty & souvenir stores	417	1 143	5 031	70	40	17	10	3	—	—	—	—	—
453220	Gift, novelty & souvenir stores	417	1 143	5 031	70	40	17	10	3	—	—	—	—	—
4533	Used merchandise stores	421	1 317	5 463	75	45	22	6	1	1	—	—	—	—
45331	Used merchandise stores	421	1 317	5 463	75	45	22	6	1	1	—	—	—	—
453310	Used merchandise stores	421	1 317	5 463	75	45	22	6	1	1	—	—	—	—
4539	Other miscellaneous store retailers	514	2 300	10 717	97	68	20	4	4	1	—	—	—	—
45391	Pet & pet supplies stores	227	757	3 614	25	15	6	1	2	1	—	—	—	—
453910	Pet & pet supplies stores	227	757	3 614	25	15	6	1	2	1	—	—	—	—
45399	All other miscellaneous store retailers	217	1 037	4 701	52	38	9	3	2	—	—	—	—	—
453998	All other misc store retailers (exc tobacco)	192	953	4 347	43	30	8	3	2	—	—	—	—	—

See footnotes at end of table.



**Table 6. Counties—Employees, Payroll, and Establishments by Industry: 2003—Con.**

[Excludes most government employees, railroad employees, and self-employed persons. Size class 1 to 4 includes establishments with payroll, but no employees, during mid-March pay period. (D) denotes figures withheld to avoid disclosing data for individual companies; the data are included in broader industry totals. Detailed industries with 100 or more employees are shown if industry was not a (D). For explanation of terms, abbreviations, and data reliability/comparability, see introductory text]

NAICS code	Industry	Number of employees for week including March 12	Payroll (\$1,000)		Total number of establishments	Number of establishments by employment-size class								
			First quarter	Annual		1 to 4	5 to 9	10 to 19	20 to 49	50 to 99	100 to 249	250 to 499	500 to 999	1,000 or more
<b>DUVAL—Con.</b>														
<b>44-45 Retail trade—Con.</b>														
454	Nonstore retailers .....	1 431	9 869	41 488	142	72	40	15	11	2	1	1	—	—
4541	Electronic shopping & mail-order houses .....	496	3 837	16 892	38	24	9	2	1	1	—	1	—	—
45411	Electronic shopping & mail-order houses .....	496	3 837	16 892	38	24	9	2	1	1	—	1	—	—
454113	Mail-Order Houses .....	419	3 049	12 290	15	8	3	2	—	1	—	1	—	—
4542	Vending machine operators .....	189	904	3 853	21	13	6	—	1	—	1	—	—	—
45421	Vending machine operators .....	189	904	3 853	21	13	6	—	1	—	1	—	—	—
454210	Vending machine operators .....	189	904	3 853	21	13	6	—	1	—	1	—	—	—
4543	Direct selling establishments .....	746	5 128	20 743	83	35	25	13	9	1	—	—	—	—
45431	Fuel dealers .....	244	1 653	6 410	24	8	7	6	3	—	—	—	—	—
454312	Liquified petroleum gas (bottled gas) dealers .....	202	1 459	5 597	16	3	6	4	3	—	—	—	—	—
45439	Other direct selling establishments .....	502	3 475	14 333	59	27	18	7	6	1	—	—	—	—
454390	Other direct selling establishments .....	502	3 475	14 333	59	27	18	7	6	1	—	—	—	—
<b>48-49</b>	<b>Transportation &amp; warehousing .....</b>	<b>23 693</b>	<b>216 774</b>	<b>853 404</b>	<b>760</b>	<b>399</b>	<b>105</b>	<b>67</b>	<b>85</b>	<b>50</b>	<b>39</b>	<b>11</b>	<b>3</b>	<b>1</b>
481	Air transportation .....	449	3 644	14 517	19	9	2	—	4	4	—	—	—	—
4811	Scheduled air transportation .....	424	3 394	13 255	10	2	—	—	4	4	—	—	—	—
48111	Scheduled air transportation .....	424	3 394	13 255	10	2	—	—	4	4	—	—	—	—
481111	Scheduled passenger air transportation .....	424	3 394	13 255	10	2	—	—	4	4	—	—	—	—
483	Water transportation .....	(F)	(D)	(D)	22	11	3	1	—	3	4	—	—	—
4831	Deep sea, coastal & Great Lakes water trans. . .	(F)	(D)	(D)	17	7	2	1	—	3	4	—	—	—
48311	Deep sea, coastal & Great Lakes water trans. . .	(F)	(D)	(D)	17	7	2	1	—	3	4	—	—	—
483113	Coastal & Great Lakes freight transportation .....	185	2 852	12 717	8	4	2	1	—	—	1	—	—	—
484	Truck transportation .....	8 074	89 313	346 556	334	205	34	24	33	17	14	7	—	—
4841	General freight trucking .....	5 300	59 496	236 776	197	125	16	11	18	13	9	5	—	—
48411	General freight trucking, local .....	148	921	4 583	54	45	5	3	1	—	—	—	—	—
484110	General freight trucking, local .....	148	921	4 583	54	45	5	3	1	—	—	—	—	—
48412	General freight trucking, long-distance .....	5 152	58 575	232 193	143	80	11	8	17	13	9	5	—	—
484121	General freight trucking, long-distance, TL ..	3 908	45 328	177 426	113	69	10	7	11	5	6	5	—	—
484122	General freight trucking, long-distance, LTL .....	1 244	13 247	54 767	30	11	1	1	6	8	3	—	—	—
4842	Specialized freight trucking .....	2 774	29 817	109 780	137	80	18	13	15	4	5	2	—	—
48421	Used household & office goods moving .....	701	6 290	21 167	33	17	5	4	4	1	2	—	—	—
484210	Used household & office goods moving .....	701	6 290	21 167	33	17	5	4	4	1	2	—	—	—
48422	Specialized freight (exc used) trucking, local ..	537	4 210	17 516	57	38	6	5	5	2	1	—	—	—
484220	Specialized freight (exc used) trucking, local .....	537	4 210	17 516	57	38	6	5	5	2	1	—	—	—
48423	Specialized freight (exc used) trucking, LDist ..	1 536	19 317	71 097	47	25	7	4	6	1	2	2	—	—
484230	Specialized freight (exc used) trucking, LDist ..	1 536	19 317	71 097	47	25	7	4	6	1	2	2	—	—
485	Transit & ground passenger transportation .....	2 008	7 436	31 764	32	19	4	—	2	2	3	1	1	—
4852	Interurban & rural bus transportation .....	(E)	(D)	(D)	4	1	1	—	—	1	1	—	—	—
48521	Interurban & rural bus transportation .....	(E)	(D)	(D)	4	1	1	—	—	1	1	—	—	—
4853	Taxi & limousine service .....	277	1 113	4 595	7	4	—	—	1	1	1	—	—	—
48532	Limousine service .....	(C)	(D)	(D)	4	2	—	—	1	—	1	—	—	—
4854	School & employee bus transportation .....	1 374	3 981	16 977	14	9	2	—	—	—	1	1	1	—
48541	School & employee bus transportation .....	1 374	3 981	16 977	14	9	2	—	—	—	1	1	1	—
485410	School & employee bus transportation .....	1 374	3 981	16 977	14	9	2	—	—	—	1	1	1	—
487	Scenic & sightseeing transportation .....	(C)	(D)	(D)	7	4	2	—	—	—	1	—	—	—
4872	Scenic & sightseeing transportation, water .....	(C)	(D)	(D)	7	4	2	—	—	—	1	—	—	—
48721	Scenic & sightseeing transportation, water .....	(C)	(D)	(D)	7	4	2	—	—	—	1	—	—	—
488	Transportation support activities .....	4 814	53 194	203 214	226	110	37	23	32	14	8	1	1	—
4881	Air transportation support activities .....	717	8 906	36 300	25	8	6	1	5	4	1	—	—	—
48811	Airport operations .....	184	1 308	3 866	7	1	2	1	1	2	—	—	—	—
48819	Other air transportation support activities .....	533	7 598	32 434	18	7	4	—	4	2	1	—	—	—
488190	Other air transportation support activities .....	533	7 598	32 434	18	7	4	—	4	2	1	—	—	—
4882	Rail transportation support activities .....	537	4 417	17 836	13	1	2	2	6	—	2	—	—	—
48821	Rail transportation support activities .....	537	4 417	17 836	13	1	2	2	6	—	2	—	—	—
488210	Rail transportation support activities .....	537	4 417	17 836	13	1	2	2	6	—	2	—	—	—
4883	Water transportation support activities .....	1 797	14 941	57 558	57	35	5	3	6	2	5	—	1	—
48831	Port & harbor operations .....	(C)	(D)	(D)	4	2	—	—	1	1	—	—	—	—
48832	Marine cargo handling .....	1 333	9 987	37 724	11	2	2	1	—	1	4	—	1	—
488320	Marine cargo handling .....	1 333	9 987	37 724	11	2	2	1	—	1	4	—	1	—
48833	Navigational services to shipping .....	(C)	(D)	(D)	25	21	—	1	3	—	—	—	—	—
48839	Other water transportation support activities ..	219	2 651	10 066	17	10	3	1	2	—	1	—	—	—
488390	Other water transportation support activities .....	219	2 651	10 066	17	10	3	1	2	—	1	—	—	—
4884	Road transportation support activities .....	162	1 208	4 718	31	19	7	3	2	—	—	—	—	—
48841	Motor vehicle towing .....	111	665	2 574	22	14	4	3	1	—	—	—	—	—
488410	Motor vehicle towing .....	111	665	2 574	22	14	4	3	1	—	—	—	—	—
4885	Freight transportation arrangement .....	1 548	23 417	85 446	93	43	16	13	12	8	—	1	—	—
48851	Freight transportation arrangement .....	1 548	23 417	85 446	93	43	16	13	12	8	—	1	—	—
488510	Freight transportation arrangement .....	1 548	23 417	85 446	93	43	16	13	12	8	—	1	—	—
492	Couriers & messengers .....	4 100	27 571	109 207	53	23	10	9	3	1	6	—	—	1
4921	Couriers .....	3 982	26 429	106 346	34	10	8	7	1	1	6	—	—	1
49211	Couriers .....	3 982	26 429	106 346	34	10	8	7	1	1	6	—	—	1
492110	Couriers .....	3 982	26 429	106 346	34	10	8	7	1	1	6	—	—	1
4922	Local messengers & local delivery .....	118	1 142	2 861	19	13	2	2	2	—	—	—	—	—
49221	Local messengers & local delivery .....	118	1 142	2 861	19	13	2	2	2	—	—	—	—	—
492210	Local messengers & local delivery .....	118	1 142	2 861	19	13	2	2	2	—	—	—	—	—

See footnotes at end of table.

**Table 6. Counties—Employees, Payroll, and Establishments by Industry: 2003—Con.**

[Excludes most government employees, railroad employees, and self-employed persons. Size class 1 to 4 includes establishments with payroll, but no employees, during mid-March pay period. (D) denotes figures withheld to avoid disclosing data for individual companies; the data are included in broader industry totals. Detailed industries with 100 or more employees are shown if industry was not a (D). For explanation of terms, abbreviations, and data reliability/comparability, see introductory text]

NAICS code	Industry	Number of employees for week including March 12	Payroll (\$1,000)		Total number of establishments	Number of establishments by employment-size class									
			First quarter	Annual		1 to 4	5 to 9	10 to 19	20 to 49	50 to 99	100 to 249	250 to 499	500 to 999	1,000 or more	
<b>DUVAL—Con.</b>															
<b>48-49 Transportation &amp; warehousing—Con.</b>															
493	Warehousing & storage .....	3 180	24 467	94 709	67	18	13	10	11	9	3	2	1	—	
4931	Warehousing & storage .....	3 180	24 467	94 709	67	18	13	10	11	9	3	2	1	—	
49311	General warehousing & storage .....	2 203	16 234	64 924	50	15	11	7	5	7	3	2	—	—	
493110	General warehousing & storage .....	2 203	16 234	64 924	50	15	11	7	5	7	3	2	—	—	
49312	Refrigerated warehousing & storage .....	147	1 069	4 440	6	1	1	—	3	1	—	—	—	—	
493120	Refrigerated warehousing & storage .....	147	1 069	4 440	6	1	1	—	3	1	—	—	—	—	
49319	Other warehousing & storage .....	830	7 164	25 345	11	2	1	3	3	1	—	—	1	—	
493190	Other warehousing & storage .....	830	7 164	25 345	11	2	1	3	3	1	—	—	1	—	
<b>51</b>	<b>Information .....</b>	<b>14 751</b>	<b>175 108</b>	<b>657 795</b>	<b>433</b>	<b>213</b>	<b>73</b>	<b>54</b>	<b>51</b>	<b>19</b>	<b>13</b>	<b>3</b>	<b>4</b>	<b>3</b>	
511	Publishing industries .....	1 953	21 693	88 291	82	36	21	11	9	2	2	—	1	—	
5111	Newspaper, periodical, book, database publishers .....	1 736	16 795	68 895	62	24	20	8	6	1	2	—	1	—	
51111	Newspaper publishers .....	1 088	9 994	40 915	11	5	2	—	2	1	—	—	1	—	
511110	Newspaper publishers .....	1 088	9 994	40 915	11	5	2	—	2	1	—	—	1	—	
51112	Periodical publishers .....	372	2 948	12 678	37	15	12	7	2	—	1	—	—	—	
511120	Periodical publishers .....	372	2 948	12 678	37	15	12	7	2	—	1	—	—	—	
51114	Database and directory publishers .....	176	2 768	11 546	4	—	3	—	—	1	—	—	—	—	
511140	Database and directory publishers .....	176	2 768	11 546	4	—	3	—	—	1	—	—	—	—	
5112	Software publishers .....	217	4 898	19 396	20	12	1	3	3	1	—	—	—	—	
51121	Software publishers .....	217	4 898	19 396	20	12	1	3	3	1	—	—	—	—	
511210	Software publishers .....	217	4 898	19 396	20	12	1	3	3	1	—	—	—	—	
512	Motion picture & sound recording industries .....	548	2 769	11 835	43	28	4	2	6	2	1	—	—	—	
5121	Motion picture & video industries .....	502	1 941	8 408	36	23	4	1	5	2	1	—	—	—	
51213	Motion picture & video exhibition .....	435	1 387	5 912	10	1	1	—	5	2	1	—	—	—	
515	Broadcasting (except Internet) .....	1 094	13 235	49 485	41	15	5	8	7	3	3	—	—	—	
5151	Radio and Television Broadcasting .....	1 071	13 126	49 267	38	14	4	7	7	3	3	—	—	—	
51511	Radio Broadcasting .....	486	6 048	23 104	31	13	4	6	6	1	1	—	—	—	
515112	Radio Stations .....	470	5 963	22 761	25	8	3	6	6	1	1	—	—	—	
51512	Television Broadcasting .....	585	7 078	26 163	7	1	—	1	1	2	2	—	—	—	
515120	Television Broadcasting .....	585	7 078	26 163	7	1	—	1	1	2	2	—	—	—	
517	Telecommunications .....	8 938	96 723	359 419	180	82	32	21	23	8	6	3	3	2	
5171	Wired Telecommunications Carriers .....	5 859	65 400	237 822	97	40	17	13	14	6	2	2	1	2	
51711	Wired Telecommunications Carriers .....	5 859	65 400	237 822	97	40	17	13	14	6	2	2	1	2	
517110	Wired Telecommunications Carriers .....	5 859	65 400	237 822	97	40	17	13	14	6	2	2	1	2	
5172	Wireless Telecommunications Carriers (except Satellite) .....	1 543	14 037	59 117	52	23	13	7	6	1	—	—	2	—	
51721	Wireless Telecommunications Carriers (except Satellite) .....	1 543	14 037	59 117	52	23	13	7	6	1	—	—	2	—	
517212	Cellular and Other Wireless Telecommunications .....	1 510	13 320	56 906	48	21	13	6	5	1	—	—	2	—	
5173	Telecommunications Resellers .....	(C)	(D)	(D)	14	11	1	1	—	—	1	—	—	—	
51731	Telecommunications Resellers .....	(C)	(D)	(D)	14	11	1	1	—	—	1	—	—	—	
5175	Cable and Other Program Distribution .....	(G)	(D)	(D)	16	7	1	—	3	1	3	1	—	—	
51751	Cable and Other Program Distribution .....	(G)	(D)	(D)	16	7	1	—	3	1	3	1	—	—	
518	Internet Service Providers, Web Search Portals, and Data Processing Serv .....	2 130	39 851	145 461	77	43	11	12	6	3	1	—	—	1	
5182	Data Processing, Hosting, and Related Services .....	2 094	39 500	143 934	60	29	9	11	6	3	1	—	—	1	
51821	Data Processing, Hosting, and Related Services .....	2 094	39 500	143 934	60	29	9	11	6	3	1	—	—	1	
518210	Data Processing, Hosting, and Related Services .....	2 094	39 500	143 934	60	29	9	11	6	3	1	—	—	1	
<b>52</b>	<b>Finance &amp; insurance .....</b>	<b>51 389</b>	<b>702 078</b>	<b>2 433 903</b>	<b>1 861</b>	<b>1 066</b>	<b>310</b>	<b>217</b>	<b>136</b>	<b>48</b>	<b>40</b>	<b>18</b>	<b>18</b>	<b>8</b>	
521	Monetary authorities - central bank .....	(E)	(D)	(D)	1	—	—	—	—	—	—	1	—	—	
5211	Monetary authorities - central bank .....	(E)	(D)	(D)	1	—	—	—	—	—	—	1	—	—	
52111	Monetary authorities - central bank .....	(E)	(D)	(D)	1	—	—	—	—	—	—	1	—	—	
522	Credit intermediation & related activities .....	27 831	347 300	1 241 974	795	392	157	117	57	25	22	12	8	5	
5221	Depository credit intermediation .....	14 206	195 174	613 780	358	128	75	81	37	13	11	6	4	3	
52211	Commercial banking .....	12 103	172 970	521 868	254	96	46	63	19	10	9	4	4	3	
522110	Commercial banking .....	12 103	172 970	521 868	254	96	46	63	19	10	9	4	4	3	
52212	Savings institutions .....	490	9 556	40 969	19	6	4	5	3	—	—	1	—	—	
522120	Savings institutions .....	490	9 556	40 969	19	6	4	5	3	—	—	1	—	—	
52213	Credit unions .....	1 613	12 648	50 943	85	26	25	13	15	3	2	1	—	—	
522130	Credit unions .....	1 613	12 648	50 943	85	26	25	13	15	3	2	1	—	—	
5222	Nondepository credit intermediation .....	8 099	109 661	465 949	275	145	64	24	14	10	8	6	4	—	
52221	Credit card issuing .....	(F)	(D)	(D)	4	2	1	—	—	—	—	—	1	—	
52222	Sales financing .....	1 764	24 248	100 555	66	29	13	9	5	5	4	1	—	—	
522220	Sales financing .....	1 764	24 248	100 555	66	29	13	9	5	5	4	1	—	—	
52229	Other nondepository credit intermediation .....	(I)	(D)	(D)	205	114	50	15	9	5	4	5	3	—	
522292	Real estate credit .....	5 080	72 383	319 418	101	49	15	8	5	4	4	3	—	—	
522298	All oth nondepository credit intermediation .....	496	3 986	16 874	51	30	18	2	—	—	—	1	—	—	
5223	Activities related to credit intermediation .....	5 526	42 465	162 245	162	119	18	12	6	2	3	—	—	2	
52231	Mortgage & nonmortgage brokers .....	452	4 203	19 536	74	52	12	6	2	2	—	—	—	—	
522310	Mortgage & nonmortgage brokers .....	452	4 203	19 536	74	52	12	6	2	2	—	—	—	—	
52232	Financial clearinghouse & reserve activities .....	(H)	(D)	(D)	18	8	—	3	3	—	2	—	—	2	
52239	Other credit intermediation activities .....	(E)	(D)	(D)	70	59	6	3	1	—	1	—	—	—	

See footnotes at end of table.

**Table 6. Counties—Employees, Payroll, and Establishments by Industry: 2003—Con.**

[Excludes most government employees, railroad employees, and self-employed persons. Size class 1 to 4 includes establishments with payroll, but no employees, during mid-March pay period. (D) denotes figures withheld to avoid disclosing data for individual companies; the data are included in broader industry totals. Detailed industries with 100 or more employees are shown if industry was not a (D). For explanation of terms, abbreviations, and data reliability/comparability, see introductory text]

NAICS code	Industry	Number of employees for week including March 12	Payroll (\$1,000)		Total number of establishments	Number of establishments by employment-size class									
			First quarter	Annual		1 to 4	5 to 9	10 to 19	20 to 49	50 to 99	100 to 249	250 to 499	500 to 999	1,000 or more	
<b>DUVAL—Con.</b>															
<b>52</b>	<b>Finance &amp; insurance—Con.</b>														
523	Security, commodity contracts & like activity .....	2 727	83 830	212 372	377	255	50	38	24	8	2	—	—	—	
5231	Secrty & comdty contracts intermed & brokerage .....	1 940	46 355	133 806	229	146	37	21	17	7	1	—	—	—	
52311	Investment banking & securities dealing .....	368	7 039	22 506	48	34	7	3	2	2	—	—	—	—	
523110	Investment banking & securities dealing .....	368	7 039	22 506	48	34	7	3	2	2	—	—	—	—	
52312	Securities brokerage .....	1 566	39 198	110 860	177	108	30	18	15	5	1	—	—	—	
523120	Securities brokerage .....	1 566	39 198	110 860	177	108	30	18	15	5	1	—	—	—	
5239	Other financial investment activities .....	787	37 475	78 566	148	109	13	17	7	1	1	—	—	—	
52391	Miscellaneous intermediation .....	113	2 019	8 264	20	15	3	—	1	1	—	—	—	—	
523910	Miscellaneous intermediation .....	113	2 019	8 264	20	15	3	—	1	1	—	—	—	—	
52392	Portfolio management .....	100	28 833	44 762	32	24	5	3	—	—	—	—	—	—	
523920	Portfolio management .....	100	28 833	44 762	32	24	5	3	—	—	—	—	—	—	
52393	Investment advice .....	172	2 137	9 221	62	57	1	2	2	—	—	—	—	—	
523930	Investment advice .....	172	2 137	9 221	62	57	1	2	2	—	—	—	—	—	
52399	All other financial investment activities .....	402	4 486	16 319	34	13	4	12	4	—	1	—	—	—	
524	Insurance carriers & related activities .....	20 468	266 923	964 303	679	416	99	60	55	15	16	5	10	3	
5241	Insurance carriers .....	13 966	191 371	668 744	213	97	22	27	31	11	12	2	9	2	
52411	Direct life, health, medical insurance carriers .....	12 777	171 060	591 640	122	42	13	15	23	7	9	2	9	2	
524113	Direct life insurance carriers .....	3 408	41 934	154 277	78	27	10	12	19	3	4	1	2	—	
524114	Direct health & medical insurance carriers .....	9 369	129 126	437 363	44	15	3	3	4	4	5	1	7	2	
52412	Other direct insurance carriers .....	1 178	20 166	76 646	87	52	8	12	8	4	3	—	—	—	
524126	Direct property & casualty insurance carriers .....	1 006	18 148	68 556	65	39	5	8	6	4	3	—	—	—	
5242	Agencies & other insurance related activities .....	6 502	75 552	295 559	466	319	77	33	24	4	4	3	1	1	
52421	Insurance agencies & brokerages .....	4 061	48 164	194 557	403	290	65	23	19	1	2	2	1	—	
524210	Insurance agencies & brokerages .....	4 061	48 164	194 557	403	290	65	23	19	1	2	2	1	—	
52429	Other insurance related activities .....	2 441	27 388	101 002	63	29	12	5	3	2	1	—	—	—	
524291	Claims adjusting .....	232	3 966	12 467	19	12	3	1	2	—	1	—	—	—	
524292	Insurance & pension funds, third party admin .....	2 059	21 502	80 985	30	11	7	4	3	2	1	1	—	1	
524298	All other insurance related activities .....	150	1 920	7 550	14	6	2	5	—	1	—	—	—	—	
<b>53</b>	<b>Real estate &amp; rental &amp; leasing</b>														
531	Real estate .....	4 470	65 088	259 882	867	614	153	64	27	8	—	1	—	—	
5311	Lessors of real estate .....	2 218	45 670	168 580	344	216	81	34	9	3	—	1	—	—	
53111	Lessors of residential buildings & dwellings .....	1 201	24 946	77 930	192	93	64	30	2	3	—	—	—	—	
531110	Lessors of residential buildings & dwellings .....	1 201	24 946	77 930	192	93	64	30	2	3	—	—	—	—	
53112	Lessors of nonres bldg (exc miniwarehouses) .....	839	19 866	86 963	89	69	9	4	6	—	—	1	—	—	
531120	Lessors of nonres bldg (exc miniwarehouses) .....	839	19 866	86 963	89	69	9	4	6	—	—	1	—	—	
53119	Lessors of other real estate property .....	110	572	2 415	28	19	8	—	1	—	—	—	—	—	
531190	Lessors of other real estate property .....	110	572	2 415	28	19	8	—	1	—	—	—	—	—	
5312	Offices of real estate agents & brokers .....	804	7 929	42 531	300	253	35	7	5	—	—	—	—	—	
53121	Offices of real estate agents & brokers .....	804	7 929	42 531	300	253	35	7	5	—	—	—	—	—	
531210	Offices of real estate agents & brokers .....	804	7 929	42 531	300	253	35	7	5	—	—	—	—	—	
5313	Activities related to real estate .....	1 448	11 489	48 771	223	145	37	23	13	5	—	—	—	—	
53131	Real estate property managers .....	961	6 947	29 589	128	71	28	19	7	3	—	—	—	—	
531311	Residential property managers .....	682	4 374	18 840	90	48	19	17	4	2	—	—	—	—	
531312	Nonresidential property managers .....	279	2 573	10 749	38	23	9	2	3	1	—	—	—	—	
53132	Offices of real estate appraisers .....	274	3 566	14 749	53	39	6	3	4	1	—	—	—	—	
531320	Offices of real estate appraisers .....	274	3 566	14 749	53	39	6	3	4	1	—	—	—	—	
53139	Other activities related to real estate .....	213	976	4 433	42	35	3	1	2	1	—	—	—	—	
531390	Other activities related to real estate .....	213	976	4 433	42	35	3	1	2	1	—	—	—	—	
532	Rental & leasing services .....	2 902	19 118	79 371	216	69	61	53	28	2	2	1	—	—	
5321	Automotive equipment rental & leasing .....	1 300	8 376	33 867	56	24	13	6	8	2	2	1	—	—	
53211	Passenger car rental & leasing .....	998	6 027	24 440	26	10	5	2	4	2	2	1	—	—	
532111	Passenger car rental .....	964	5 655	22 589	23	9	5	1	3	2	2	1	—	—	
53212	Truck, utility trailer & RV rental & leasing .....	302	2 349	9 427	30	14	8	4	4	—	—	—	—	—	
532120	Truck, utility trailer & RV rental & leasing .....	302	2 349	9 427	30	14	8	4	4	—	—	—	—	—	
5322	Consumer goods rental .....	831	3 616	14 544	92	25	27	35	5	—	—	—	—	—	
53223	Video tape & disc rental .....	544	1 444	5 645	44	4	7	29	4	—	—	—	—	—	
532230	Video tape & disc rental .....	544	1 444	5 645	44	4	7	29	4	—	—	—	—	—	
53229	Other consumer goods rental .....	(C)	(D)	(D)	21	9	5	6	1	—	—	—	—	—	
532299	All other consumer goods rental .....	138	966	4 046	18	9	4	4	1	—	—	—	—	—	
5323	General rental centers .....	172	942	4 765	18	6	7	2	3	—	—	—	—	—	
53231	General rental centers .....	172	942	4 765	18	6	7	2	3	—	—	—	—	—	
532310	General rental centers .....	172	942	4 765	18	6	7	2	3	—	—	—	—	—	
5324	Commercial, industrial equip rental & leasing .....	599	6 184	26 195	50	14	14	10	12	—	—	—	—	—	
53241	Const, trans, mining equip rental & leasing .....	249	2 694	11 415	21	4	6	7	4	—	—	—	—	—	
53249	Oth commercial, industrial equip rental, lease .....	305	2 759	11 655	26	9	7	3	7	—	—	—	—	—	
532490	Oth commercial, industrial equip rental, lease .....	305	2 759	11 655	26	9	7	3	7	—	—	—	—	—	
<b>54</b>	<b>Professional, scientific &amp; technical services</b>														
541	Professional, scientific & technical services .....	21 552	245 427	1 074 965	2 657	1 783	368	265	176	44	15	5	1	—	
5411	Legal services .....	4 655	62 143	293 744	635	419	107	54	43	9	2	1	—	—	
54111	Offices of lawyers .....	4 169	58 776	278 097	597	398	98	48	42	9	2	—	—	—	
541110	Offices of lawyers .....	4 169	58 776	278 097	597	398	98	48	42	9	2	—	—	—	
54119	Other legal services .....	486	3 367	15 647	38	21	9	6	1	—	—	1	—	—	
541191	Title abstract & settlement offices .....	156	1 472	6 504	23	12	6	4	1	—	—	—	—	—	
541199	All other legal services .....	330	1 895	9 143	15	9	3	2	—	—	—	1	—	—	

See footnotes at end of table.

**Table 6. Counties—Employees, Payroll, and Establishments by Industry: 2003—Con.**

[Excludes most government employees, railroad employees, and self-employed persons. Size class 1 to 4 includes establishments with payroll, but no employees, during mid-March pay period. (D) denotes figures withheld to avoid disclosing data for individual companies; the data are included in broader industry totals. Detailed industries with 100 or more employees are shown if industry was not a (D). For explanation of terms, abbreviations, and data reliability/comparability, see introductory text]

NAICS code	Industry	Number of employees for week including March 12	Payroll (\$1,000)		Total number of establishments	Number of establishments by employment-size class														
			First quarter	Annual		1 to 4	5 to 9	10 to 19	20 to 49	50 to 99	100 to 249	250 to 499	500 to 999	1,000 or more						
<b>54</b>	<b>DUVAL—Con.</b>																			
	<b>Professional, scientific &amp; technical services—Con.</b>																			
541	Professional, scientific & technical services—Con.																			
5412	Accounting, tax prep, bookkeep, payroll services	3 021	20 651	84 221	383	246	54	47	30	2	3	1	—	—	—	—	—	—	—	—
54121	Accounting, tax prep, bookkeep, payroll services	3 021	20 651	84 221	383	246	54	47	30	2	3	1	—	—	—	—	—	—	—	—
541211	Offices of certified public accountants	938	9 290	44 523	181	131	28	12	8	2	—	—	—	—	—	—	—	—	—	—
541213	Tax preparation services	990	2 413	5 188	85	39	11	23	11	—	—	1	—	—	—	—	—	—	—	—
541214	Payroll services	445	4 383	15 639	15	4	3	2	4	—	2	—	—	—	—	—	—	—	—	—
541219	Other accounting services	648	4 565	18 871	102	72	12	10	7	—	1	—	—	—	—	—	—	—	—	—
5413	Architectural, engineering & related services	4 558	52 450	234 802	396	215	66	56	43	12	3	1	—	—	—	—	—	—	—	—
54131	Architectural services	541	6 824	31 022	74	44	16	9	4	1	—	—	—	—	—	—	—	—	—	—
541310	Architectural services	541	6 824	31 022	74	44	16	9	4	1	—	—	—	—	—	—	—	—	—	—
54133	Engineering services	2 666	34 973	156 734	201	99	31	33	27	8	3	—	—	—	—	—	—	—	—	—
541330	Engineering services	2 666	34 973	156 734	201	99	31	33	27	8	3	—	—	—	—	—	—	—	—	—
54137	Surveying, mapping (exc geophysical) services	932	7 492	33 418	35	9	5	10	8	2	—	1	—	—	—	—	—	—	—	—
541370	Surveying, mapping (exc geophysical) services	932	7 492	33 418	35	9	5	10	8	2	—	1	—	—	—	—	—	—	—	—
54138	Testing laboratories	254	2 243	9 618	23	11	4	4	3	1	—	—	—	—	—	—	—	—	—	—
541380	Testing laboratories	254	2 243	9 618	23	11	4	4	3	1	—	—	—	—	—	—	—	—	—	—
5414	Specialized design services	405	2 655	11 530	115	97	10	7	—	—	1	—	—	—	—	—	—	—	—	—
54141	Interior design services	251	1 630	7 019	47	38	4	4	—	—	1	—	—	—	—	—	—	—	—	—
541410	Interior design services	251	1 630	7 019	47	38	4	4	—	—	1	—	—	—	—	—	—	—	—	—
54143	Graphic design services	114	838	3 599	45	38	5	2	—	—	—	—	—	—	—	—	—	—	—	—
541430	Graphic design services	114	838	3 599	45	38	5	2	—	—	—	—	—	—	—	—	—	—	—	—
5415	Computer systems design & related services	3 080	44 711	186 232	362	262	38	25	24	9	3	1	—	—	—	—	—	—	—	—
54151	Computer systems design & related services	3 080	44 711	186 232	362	262	38	25	24	9	3	1	—	—	—	—	—	—	—	—
541511	Custom computer programming services	1 000	12 543	54 885	154	114	17	12	9	1	1	—	—	—	—	—	—	—	—	—
541512	Computer systems design services	1 128	16 882	70 132	147	107	15	10	10	3	2	—	—	—	—	—	—	—	—	—
541513	Computer facilities management services	661	11 358	45 145	21	9	4	3	2	2	—	1	—	—	—	—	—	—	—	—
541519	Other computer related services	291	3 928	16 070	40	32	2	—	3	3	—	—	—	—	—	—	—	—	—	—
5416	Management, sci & tech consulting services	3 152	41 133	168 887	418	325	43	27	10	9	2	1	1	—	—	—	—	—	—	—
54161	Management consulting services	2 637	36 469	148 311	327	255	34	27	6	6	2	1	1	—	—	—	—	—	—	—
541611	Admin & gen management consulting services	991	19 773	79 371	167	136	20	6	2	2	—	1	—	—	—	—	—	—	—	—
541612	Human res & exec search consulting services	384	3 827	14 737	53	38	6	6	1	1	1	—	—	—	—	—	—	—	—	—
541613	Marketing consulting services	154	1 564	7 689	63	55	5	2	1	—	—	—	—	—	—	—	—	—	—	—
541614	Process, phys dist & log consulting services	1 076	10 933	44 625	30	14	3	6	2	3	1	—	1	—	—	—	—	—	—	—
54162	Environmental consulting services	406	3 563	15 607	38	25	3	4	3	3	—	—	—	—	—	—	—	—	—	—
541620	Environmental consulting services	406	3 563	15 607	38	25	3	4	3	3	—	—	—	—	—	—	—	—	—	—
54169	Oth scientific & technical consulting services	109	1 101	4 969	53	45	6	1	1	—	—	—	—	—	—	—	—	—	—	—
541690	Oth scientific & technical consulting services	109	1 101	4 969	53	45	6	1	1	—	—	—	—	—	—	—	—	—	—	—
5417	Scientific R&D services	228	3 252	16 484	18	9	3	3	2	1	—	—	—	—	—	—	—	—	—	—
54171	R&D in physical, engineering & life sciences	(C)	(D)	(D)	17	8	3	3	2	1	—	—	—	—	—	—	—	—	—	—
5418	Advertising & related services	1 026	11 027	45 949	135	100	11	14	8	1	1	—	—	—	—	—	—	—	—	—
54181	Advertising agencies	331	4 237	16 996	41	29	2	6	3	1	—	—	—	—	—	—	—	—	—	—
541810	Advertising agencies	331	4 237	16 996	41	29	2	6	3	1	—	—	—	—	—	—	—	—	—	—
54186	Direct mail advertising	330	3 411	14 498	15	8	3	2	1	—	1	—	—	—	—	—	—	—	—	—
541860	Direct mail advertising	330	3 411	14 498	15	8	3	2	1	—	1	—	—	—	—	—	—	—	—	—
54189	Other services related to advertising	157	1 090	4 480	35	28	3	2	2	—	—	—	—	—	—	—	—	—	—	—
541890	Other services related to advertising	157	1 090	4 480	35	28	3	2	2	—	—	—	—	—	—	—	—	—	—	—
5419	Oth professional, scientific, technical services	1 427	7 405	33 116	195	110	36	32	16	1	—	—	—	—	—	—	—	—	—	—
54191	Marketing research & public opinion polling	207	1 010	3 677	17	9	3	1	4	—	—	—	—	—	—	—	—	—	—	—
541910	Marketing research & public opinion polling	207	1 010	3 677	17	9	3	1	4	—	—	—	—	—	—	—	—	—	—	—
54192	Photographic services	(C)	(D)	(D)	46	33	9	3	—	1	—	—	—	—	—	—	—	—	—	—
541921	Photography studios, portrait	189	1 016	4 467	36	27	6	2	—	1	—	—	—	—	—	—	—	—	—	—
54194	Veterinary services	843	3 918	18 550	77	19	21	27	10	—	—	—	—	—	—	—	—	—	—	—
541940	Veterinary services	843	3 918	18 550	77	19	21	27	10	—	—	—	—	—	—	—	—	—	—	—
54199	All oth prof, scientific & technical services	138	1 255	5 601	53	47	3	1	2	—	—	—	—	—	—	—	—	—	—	—
541990	All oth prof, scientific & technical services	138	1 255	5 601	53	47	3	1	2	—	—	—	—	—	—	—	—	—	—	—
<b>55</b>	<b>Management of companies &amp; enterprises</b>	<b>7 916</b>	<b>133 897</b>	<b>515 794</b>	<b>173</b>	<b>52</b>	<b>34</b>	<b>31</b>	<b>19</b>	<b>19</b>	<b>11</b>	<b>5</b>	<b>2</b>	—	—	—	—	—	—	—
551	Management of companies & enterprises	7 916	133 897	515 794	173	52	34	31	19	19	11	5	2	—	—	—	—	—	—	—
5511	Management of companies & enterprises	7 916	133 897	515 794	173	52	34	31	19	19	11	5	2	—	—	—	—	—	—	—
55111	Management of companies & enterprises	7 916	133 897	515 794	173	52	34	31	19	19	11	5	2	—	—	—	—	—	—	—
551112	Offices of other holding companies	341	16 240	46 201	22	8	6	2	4	2	—	—	—	—	—	—	—	—	—	—
551114	Corp, subsidiary & regional managing offices	7 546	117 091	467 770	146	41	28	27	15	17	11	5	2	—	—	—	—	—	—	—
<b>56</b>	<b>Admin, support, waste mgt, remediation services</b>	<b>40 890</b>	<b>266 423</b>	<b>1 145 409</b>	<b>1 408</b>	<b>805</b>	<b>180</b>	<b>133</b>	<b>128</b>	<b>72</b>	<b>64</b>	<b>17</b>	<b>5</b>	<b>4</b>	—	—	—	—	—	—
561	Administrative & support services	39 302	253 564	1 090 102	1 357	790	169	125	118	69	61	16	5	4	—	—	—	—	—	—
5611	Office administrative services	2 419	16 458	92 732	64	37	5	8	7	1	3	1	2	—	—	—	—	—	—	—
56111	Office administrative services	2 419	16 458	92 732	64	37	5	8	7	1	3	1	2	—	—	—	—	—</		

**Table 6. Counties—Employees, Payroll, and Establishments by Industry: 2003—Con.**

[Excludes most government employees, railroad employees, and self-employed persons. Size class 1 to 4 includes establishments with payroll, but no employees, during mid-March pay period. (D) denotes figures withheld to avoid disclosing data for individual companies; the data are included in broader industry totals. Detailed industries with 100 or more employees are shown if industry was not a (D). For explanation of terms, abbreviations, and data reliability/comparability, see introductory text]

NAICS code	Industry	Number of employees for week including March 12	Payroll (\$1,000)		Total number of establishments	Number of establishments by employment-size class											
			First quarter	Annual		1 to 4	5 to 9	10 to 19	20 to 49	50 to 99	100 to 249	250 to 499	500 to 999	1,000 or more			
<b>56</b>	<b>DUVAL—Con.</b>																
	<b>Admin, support, waste mgt, remediation services—Con.</b>																
561	Administrative & support services—Con.																
5614	Business support services	4 258	34 142	144 506	194	127	23	14	19	3	7	—	—	—	—	—	1
56141	Document preparation services	120	900	3 643	23	16	3	2	2	—	—	—	—	—	—	—	—
561410	Document preparation services	120	900	3 643	23	16	3	2	2	—	—	—	—	—	—	—	—
56142	Telephone call centers	2 586	22 118	91 367	16	4	2	3	3	1	2	—	—	—	—	—	1
561422	Telemarketing bureaus	2 500	21 705	89 548	8	1	1	1	1	1	2	—	—	—	—	—	1
56143	Business service centers	219	931	3 920	36	22	8	3	3	—	—	—	—	—	—	—	—
561439	Oth business service centers (incl copy shops)	159	781	3 333	19	10	3	3	3	—	—	—	—	—	—	—	—
56144	Collection agencies	1 082	7 469	32 394	41	21	2	3	8	2	5	—	—	—	—	—	—
561440	Collection agencies	1 082	7 469	32 394	41	21	2	3	8	2	5	—	—	—	—	—	—
56149	Other business support services	225	2 376	12 163	70	58	7	2	3	—	—	—	—	—	—	—	—
561499	All other business support services	121	1 674	8 859	13	6	4	1	2	—	—	—	—	—	—	—	—
5615	Travel arrangement & reservation services	549	3 971	15 795	54	37	6	7	2	—	2	—	—	—	—	—	—
56151	Travel agencies	418	3 040	11 841	38	27	5	4	—	—	2	—	—	—	—	—	—
561510	Travel agencies	418	3 040	11 841	38	27	5	4	—	—	2	—	—	—	—	—	—
56159	Oth travel arrangement & reservation services	103	687	2 909	8	4	—	2	2	—	—	—	—	—	—	—	—
5616	Investigation & security services	5 686	34 151	141 507	109	47	17	11	10	5	12	5	2	—	—	—	—
56161	Investigation, guard & armored car services	4 267	18 477	79 579	70	30	9	5	6	4	11	4	1	—	—	—	—
561611	Investigation services	166	658	2 513	29	20	3	3	3	—	—	—	—	—	—	—	—
561612	Security guards & patrol services	3 933	16 648	72 360	37	10	4	2	3	2	11	4	1	—	—	—	—
561613	Armored car services	168	1 171	4 706	4	—	2	—	—	2	—	—	—	—	—	—	—
56162	Security systems services	1 419	15 674	61 928	39	17	8	6	4	1	1	1	1	—	—	—	—
561621	Security systems services (except locksmiths)	1 340	15 255	60 196	26	11	3	4	4	1	1	1	1	—	—	—	—
5617	Services to buildings & dwellings	6 221	28 923	125 393	683	451	97	62	49	15	8	1	—	—	—	—	—
56171	Exterminating & pest control services	824	5 959	25 462	72	35	16	10	6	5	—	—	—	—	—	—	—
561710	Exterminating & pest control services	824	5 959	25 462	72	35	16	10	6	5	—	—	—	—	—	—	—
56172	Janitorial services	2 901	10 027	40 196	197	111	30	21	23	7	4	1	—	—	—	—	—
561720	Janitorial services	2 901	10 027	40 196	197	111	30	21	23	7	4	1	—	—	—	—	—
56173	Landscaping services	2 257	11 707	55 263	343	248	41	28	19	3	4	—	—	—	—	—	—
561730	Landscaping services	2 257	11 707	55 263	343	248	41	28	19	3	4	—	—	—	—	—	—
56174	Carpet & upholstery cleaning services	176	886	3 028	37	26	8	2	1	—	—	—	—	—	—	—	—
561740	Carpet & upholstery cleaning services	176	886	3 028	37	26	8	2	1	—	—	—	—	—	—	—	—
5619	Other support services	1 017	6 094	22 731	61	40	10	3	2	2	4	—	—	—	—	—	—
56191	Packaging & labeling services	162	1 050	4 261	8	5	2	—	—	—	1	—	—	—	—	—	—
561910	Packaging & labeling services	162	1 050	4 261	8	5	2	—	—	—	1	—	—	—	—	—	—
56199	All other support services	830	4 849	17 655	46	30	7	2	2	2	3	—	—	—	—	—	—
561990	All other support services	830	4 849	17 655	46	30	7	2	2	2	3	—	—	—	—	—	—
562	Waste management & remediation services	1 588	12 859	55 307	51	15	11	8	10	3	3	1	—	—	—	—	—
5621	Waste collection	1 032	8 341	36 953	17	3	3	4	1	3	2	1	—	—	—	—	—
56211	Waste collection	1 032	8 341	36 953	17	3	3	4	1	3	2	1	—	—	—	—	—
5622	Waste treatment & disposal	159	1 164	5 052	6	—	2	—	4	—	—	—	—	—	—	—	—
56221	Waste treatment & disposal	159	1 164	5 052	6	—	2	—	4	—	—	—	—	—	—	—	—
5629	Remediation & oth waste management services	397	3 354	13 302	28	12	6	4	5	—	1	—	—	—	—	—	—
56291	Remediation services	207	1 953	7 800	14	6	3	3	1	—	1	—	—	—	—	—	—
562910	Remediation services	207	1 953	7 800	14	6	3	3	1	—	1	—	—	—	—	—	—
56299	All other waste management services	121	881	3 547	10	4	3	1	2	—	—	—	—	—	—	—	—
<b>61</b>	<b>Educational services</b>	<b>5 705</b>	<b>31 198</b>	<b>133 429</b>	<b>225</b>	<b>103</b>	<b>40</b>	<b>26</b>	<b>31</b>	<b>12</b>	<b>11</b>	<b>1</b>	<b>1</b>	<b>—</b>	<b>—</b>	<b>—</b>	<b>—</b>
611	Educational services	5 705	31 198	133 429	225	103	40	26	31	12	11	1	1	—	—	—	—
6111	Elementary & secondary schools	2 328	13 497	57 205	59	10	6	9	19	10	5	—	—	—	—	—	—
61111	Elementary & secondary schools	2 328	13 497	57 205	59	10	6	9	19	10	5	—	—	—	—	—	—
611110	Elementary & secondary schools	2 328	13 497	57 205	59	10	6	9	19	10	5	—	—	—	—	—	—
6112	Junior colleges	143	805	3 247	3	—	1	—	1	—	1	—	—	—	—	—	—
61121	Junior colleges	143	805	3 247	3	—	1	—	1	—	1	—	—	—	—	—	—
611210	Junior colleges	143	805	3 247	3	—	1	—	1	—	1	—	—	—	—	—	—
6113	Colleges, universities & professional schools	1 812	9 074	37 360	12	3	2	1	1	—	3	1	1	—	—	—	—
61131	Colleges, universities & professional schools	1 812	9 074	37 360	12	3	2	1	1	—	3	1	1	—	—	—	—
611310	Colleges, universities & professional schools	1 812	9 074	37 360	12	3	2	1	1	—	3	1	1	—	—	—	—
6114	Business schools & computer & mgt training	600	4 430	20 745	28	17	6	1	1	1	2	—	—	—	—	—	—
61141	Business & secretarial schools	108	488	2 387	3	—	1	—	1	1	—	—	—	—	—	—	—
611410	Business & secretarial schools	108	488	2 387	3	—	1	—	1	1	—	—	—	—	—	—	—
61142	Computer training	(E)	(D)	(D)	16	10	3	1	—	—	2	—	—	—	—	—	—
6115	Technical & trade schools	300	1 783	7 524	20	9	2	4	4	1	—	—	—	—	—	—	—
61151	Technical & trade schools	300	1 783	7 524	20	9	2	4	4	1	—	—	—	—	—	—	—
611519	Other technical & trade schools	183	1 307	5 433	7	3	—	—	3	1	—	—	—	—	—	—	—
6116	Other schools & instruction	495	1 443	6 412	92	56	21	10	5	—	—	—	—	—	—	—	—
61161	Fine arts schools	182	429	1 786	34	17	12	4	1	—	—	—	—	—	—	—	—
611610	Fine arts schools	182	429	1 786	34	17	12	4	1	—	—	—	—	—	—	—	—
61162	Sports & recreation instruction	125	383	2 149	31	24	5	1	1	—	—	—	—	—	—	—	—
611620	Sports & recreation instruction	125	383	2 149	31	24	5	1	1	—	—	—	—	—	—	—	—
61169	All other schools & instruction	(C)	(D)	(D)	25	13	4	5	3	—	—	—	—	—	—	—	—
611691	Exam preparation & tutoring	118	339	1 407	15	8	1	4	2	—	—	—	—	—	—	—	—
<b>62</b>	<b>Health care and social assistance</b>	<b>48 191</b>	<b>388 475</b>	<b>1 723 003</b>	<b>2 069</b>	<b>981</b>	<b>469</b>	<b>343</b>	<b>160</b>	<b>52</b>	<b>42</b>	<b>11</b>	<b>4</b>	<b>7</b>	<b>—</b>	<b>—</b>	<b>—</b>
621	Ambulatory health care services	17 020	186 595	855 456	1 462	732	363	227	95	28	11	4	1	1	—	—	—
6211	Offices of physicians	8 921	126 154	590 981	712	391	151	107	46	11	2	2	1	1	—	—	—
62111	Offices of physicians	8 921	126 154	590 981	712	391	151	107	46</								

**Table 6. Counties—Employees, Payroll, and Establishments by Industry: 2003—Con.**

[Excludes most government employees, railroad employees, and self-employed persons. Size class 1 to 4 includes establishments with payroll, but no employees, during mid-March pay period. (D) denotes figures withheld to avoid disclosing data for individual companies; the data are included in broader industry totals. Detailed industries with 100 or more employees are shown if industry was not a (D). For explanation of terms, abbreviations, and data reliability/comparability, see introductory text]

NAICS code	Industry	Number of employees for week including March 12	Payroll (\$1,000)		Total number of establishments	Number of establishments by employment-size class									
			First quarter	Annual		1 to 4	5 to 9	10 to 19	20 to 49	50 to 99	100 to 249	250 to 499	500 to 999	1,000 or more	
<b>DUVAL—Con.</b>															
<b>62</b>	<b>Health care and social assistance—Con.</b>														
621	Ambulatory health care services—Con.														
6213	Offices of other health practitioners	1 653	12 013	51 012	262	170	58	25	6	1	1	1	—	—	
62131	Offices of chiropractors	341	2 117	9 992	63	34	21	6	2	—	—	—	—	—	
621310	Offices of chiropractors	341	2 117	9 992	63	34	21	6	2	—	—	—	—	—	
62132	Offices of optometrists	242	1 710	7 625	55	38	11	5	1	—	—	—	—	—	
621320	Offices of optometrists	242	1 710	7 625	55	38	11	5	1	—	—	—	—	—	
62134	Offices of PT, OT, speech therapy & audiology	603	5 255	20 000	41	23	10	5	1	—	1	1	—	—	
621340	Offices of PT, OT, speech therapy & audiology	603	5 255	20 000	41	23	10	5	1	—	1	1	—	—	
62139	Offices of all other health practitioners	371	2 280	10 604	58	32	16	7	2	1	—	—	—	—	
621391	Offices of podiatrists	111	837	4 319	16	9	5	1	1	—	—	—	—	—	
621399	Offices of all other misc health practitioners	260	1 443	6 285	42	23	11	6	1	1	—	—	—	—	
6214	Outpatient care centers	1 756	12 063	49 329	80	26	13	16	14	7	4	—	—	—	
62142	Outpatient mental health, substance abuse ctrs	824	4 213	17 196	34	13	5	7	3	4	2	—	—	—	
621420	Outpatient mental health, substance abuse ctrs	824	4 213	17 196	34	13	5	7	3	4	2	—	—	—	
62149	Other outpatient care centers	887	7 622	31 167	39	10	7	6	11	3	2	—	—	—	
621498	All other outpatient care centers	559	4 660	20 770	20	5	5	3	2	3	2	—	—	—	
6215	Medical & diagnostic laboratories	462	4 407	19 716	42	17	12	4	8	1	—	—	—	—	
62151	Medical & diagnostic laboratories	462	4 407	19 716	42	17	12	4	8	1	—	—	—	—	
621511	Medical laboratories	111	1 500	6 897	15	8	5	1	1	—	—	—	—	—	
621512	Diagnostic Imaging centers	351	2 907	12 819	27	9	7	3	7	1	—	—	—	—	
6216	Home health care services	1 456	9 184	41 107	39	14	2	6	9	5	2	1	—	—	
62161	Home health care services	1 456	9 184	41 107	39	14	2	6	9	5	2	1	—	—	
621610	Home health care services	1 456	9 184	41 107	39	14	2	6	9	5	2	1	—	—	
6219	Other ambulatory health care services	812	6 731	27 015	42	18	4	10	5	3	2	—	—	—	
62191	Ambulance services	303	1 575	7 968	6	—	—	3	—	2	1	—	—	—	
621910	Ambulance services	303	1 575	7 968	6	—	—	3	—	2	1	—	—	—	
62199	All other ambulatory health care services	509	5 156	19 047	36	18	4	7	5	1	1	—	—	—	
621991	Blood & organ banks	312	3 685	12 958	14	6	2	1	4	—	1	—	—	—	
621999	All oth misc ambulatory health care services	197	1 471	6 089	22	12	2	6	1	1	—	—	—	—	
622	Hospitals	16 299	135 298	590 972	10	1	—	—	—	—	2	—	2	5	
6221	General medical & surgical hospitals	15 337	126 362	555 513	7	1	—	—	—	—	—	—	1	5	
62211	General medical & surgical hospitals	15 337	126 362	555 513	7	1	—	—	—	—	—	—	1	5	
622110	General medical & surgical hospitals	15 337	126 362	555 513	7	1	—	—	—	—	—	—	1	5	
6222	Psychiatric & substance abuse hospitals	(C)	(D)	(D)	1	—	—	—	—	—	1	—	—	—	
62221	Psychiatric & substance abuse hospitals	(C)	(D)	(D)	1	—	—	—	—	—	1	—	—	—	
6223	Other specialty hospitals	(F)	(D)	(D)	2	—	—	—	—	—	1	—	1	—	
62231	Other specialty hospitals	(F)	(D)	(D)	2	—	—	—	—	—	1	—	1	—	
623	Nursing & residential care facilities	6 679	36 508	149 015	144	42	22	27	18	9	20	6	—	—	
6231	Nursing care facilities	3 985	22 898	94 751	35	4	3	3	1	4	17	3	—	—	
62311	Nursing care facilities	3 985	22 898	94 751	35	4	3	3	1	4	17	3	—	—	
623110	Nursing care facilities	3 985	22 898	94 751	35	4	3	3	1	4	17	3	—	—	
6232	Residential mental retardation, health facil	624	2 960	12 313	46	15	13	12	3	2	1	—	—	—	
62321	Residential mental retardation facilities	355	1 592	6 361	32	11	9	9	1	2	—	—	—	—	
623210	Residential mental retardation facilities	355	1 592	6 361	32	11	9	9	1	2	—	—	—	—	
62322	Residential mental health, subst abuse facil	269	1 368	5 952	14	4	4	3	2	—	1	—	—	—	
623220	Residential mental health, subst abuse facil	269	1 368	5 952	14	4	4	3	2	—	1	—	—	—	
6233	Community care facilities for the elderly	1 848	9 341	36 424	48	16	6	8	11	2	2	3	—	—	
62331	Community care facilities for the elderly	1 848	9 341	36 424	48	16	6	8	11	2	2	3	—	—	
623311	Continuing care retirement communities	1 153	6 525	25 436	11	2	1	1	3	—	1	3	—	—	
623312	Homes for the elderly	695	2 816	10 988	37	14	5	7	8	2	1	—	—	—	
6239	Other residential care facilities	222	1 309	5 527	15	7	—	4	3	1	—	—	—	—	
62399	Other residential care facilities	222	1 309	5 527	15	7	—	4	3	1	—	—	—	—	
623990	Other residential care facilities	222	1 309	5 527	15	7	—	4	3	1	—	—	—	—	
624	Social assistance	8 193	30 074	127 560	453	206	84	89	47	15	9	1	1	1	
6241	Individual & family services	3 545	14 007	59 162	139	70	23	17	16	7	4	1	—	1	
62411	Child & youth services	675	2 660	10 697	19	5	4	3	3	2	2	—	—	—	
624110	Child & youth services	675	2 660	10 697	19	5	4	3	3	2	2	—	—	—	
62412	Services for elderly & disabled persons	712	2 051	8 558	35	16	6	5	4	3	—	1	—	—	
624120	Services for elderly & disabled persons	712	2 051	8 558	35	16	6	5	4	3	—	1	—	—	
62419	Other individual & family services	2 158	9 296	39 907	85	49	13	9	9	2	2	—	—	1	
624190	Other individual & family services	2 158	9 296	39 907	85	49	13	9	9	2	2	—	—	1	
6242	Community, emergency & other relief services	565	3 432	14 123	25	8	4	4	5	4	—	—	—	—	
62422	Community housing services	460	2 886	11 820	14	3	1	2	4	4	—	—	—	—	
624221	Temporary shelters	352	2 001	8 422	9	1	—	2	3	3	—	—	—	—	
624229	Other community housing services	108	885	3 398	5	2	1	—	1	1	—	—	—	—	
6243	Vocational rehabilitation services	1 482	3 996	17 197	18	9	2	1	—	2	3	—	1	—	
62431	Vocational rehabilitation services	1 482	3 996	17 197	18	9	2	1	—	2	3	—	1	—	
624310	Vocational rehabilitation services	1 482	3 996	17 197	18	9	2	1	—	2	3	—	1	—	
6244	Child day care services	2 601	8 639	37 078	271	119	55	67	26	2	2	—	—	—	
62441	Child day care services	2 601	8 639	37 078	271	119	55	67	26	2	2	—	—	—	
624410	Child day care services	2 601	8 639	37 078	271	119	55	67	26	2	2	—	—	—	
<b>71</b>	<b>Arts, entertainment &amp; recreation</b>														
		<b>5 408</b>	<b>38 503</b>	<b>184 406</b>	<b>259</b>	<b>130</b>	<b>32</b>	<b>32</b>	<b>36</b>	<b>14</b>	<b>13</b>	<b>2</b>	<b>—</b>	<b>—</b>	

See footnotes at end of table.

**Table 6. Counties—Employees, Payroll, and Establishments by Industry: 2003—Con.**

[Excludes most government employees, railroad employees, and self-employed persons. Size class 1 to 4 includes establishments with payroll, but no employees, during mid-March pay period. (D) denotes figures withheld to avoid disclosing data for individual companies; the data are included in broader industry totals. Detailed industries with 100 or more employees are shown if industry was not a (D). For explanation of terms, abbreviations, and data reliability/comparability, see introductory text]

NAICS code	Industry	Number of employees for week including March 12	Payroll (\$1,000)		Total number of establishments	Number of establishments by employment-size class								
			First quarter	Annual		1 to 4	5 to 9	10 to 19	20 to 49	50 to 99	100 to 249	250 to 499	500 to 999	1,000 or more
<b>DUVAL—Con.</b>														
<b>71 Arts, entertainment &amp; recreation—Con.</b>														
711	Performing arts, spectator sports & related industries .....	1 505	25 089	126 538	72	53	7	2	2	3	3	2	—	—
7111	Performing arts companies .....	(E)	(D)	(D)	17	12	2	1	—	1	1	—	—	—
71111	Theater companies & dinner theaters .....	127	754	3 087	7	3	2	1	—	1	—	—	—	—
711110	Theater companies & dinner theaters .....	127	754	3 087	7	3	2	1	—	1	—	—	—	—
71113	Musical groups & artists .....	(C)	(D)	(D)	7	6	—	—	—	—	1	—	—	—
7112	Spectator sports .....	(F)	(D)	(D)	11	6	1	1	—	2	—	1	—	—
71121	Spectator sports .....	(F)	(D)	(D)	11	6	1	1	—	2	—	1	—	—
7113	Promoters of entertainment events .....	548	2 683	11 205	13	8	1	—	2	—	1	1	—	—
71131	Promoters of entertainment events with facility .....	(E)	(D)	(D)	6	4	—	—	1	—	—	1	—	—
71132	Promoters of entertainment events without facility .....	(C)	(D)	(D)	7	4	1	—	1	—	1	—	—	—
7115	Independent artists, writers & performers .....	(C)	(D)	(D)	27	23	3	—	—	—	1	—	—	—
71151	Independent artists, writers & performers .....	(C)	(D)	(D)	27	23	3	—	—	—	1	—	—	—
712	Museums, historical sites & like institutions .....	301	1 611	6 748	15	8	3	1	1	1	1	—	—	—
7121	Museums, historical sites & like institutions .....	301	1 611	6 748	15	8	3	1	1	1	1	—	—	—
71211	Museums .....	(C)	(D)	(D)	12	8	2	—	1	1	—	—	—	—
71213	Zoos & botanical gardens .....	(C)	(D)	(D)	1	—	—	—	—	—	1	—	—	—
713	Amusement, gambling & recreation industries .....	3 602	11 803	51 120	172	69	22	29	33	10	9	—	—	—
7132	Gambling industries .....	(C)	(D)	(D)	1	—	—	—	—	—	1	—	—	—
71321	Casinos (except hotel casinos) .....	(C)	(D)	(D)	1	—	—	—	—	—	1	—	—	—
7139	Other amusement & recreation industries .....	3 459	11 235	48 690	165	65	21	28	33	10	8	—	—	—
71391	Golf courses & country clubs .....	1 005	4 125	17 967	19	3	—	3	6	3	4	—	—	—
713910	Golf courses & country clubs .....	1 005	4 125	17 967	19	3	—	3	6	3	4	—	—	—
71393	Marinas .....	235	1 533	6 825	20	8	7	1	3	1	—	—	—	—
713930	Marinas .....	235	1 533	6 825	20	8	7	1	3	1	—	—	—	—
71394	Fitness & recreational sports centers .....	1 770	4 159	17 525	83	31	9	18	16	5	4	—	—	—
713940	Fitness & recreational sports centers .....	1 770	4 159	17 525	83	31	9	18	16	5	4	—	—	—
71395	Bowling centers .....	208	656	2 131	8	—	—	2	6	—	—	—	—	—
713950	Bowling centers .....	208	656	2 131	8	—	—	2	6	—	—	—	—	—
71399	All other amusement & recreation industries .....	241	762	4 242	35	23	5	4	2	1	—	—	—	—
713990	All other amusement & recreation industries .....	241	762	4 242	35	23	5	4	2	1	—	—	—	—
<b>72</b>	<b>Accommodation &amp; food services .....</b>	<b>29 552</b>	<b>87 692</b>	<b>363 478</b>	<b>1 504</b>	<b>517</b>	<b>206</b>	<b>267</b>	<b>378</b>	<b>113</b>	<b>20</b>	<b>1</b>	<b>2</b>	<b>—</b>
721	Accommodation .....	3 913	16 243	65 176	122	34	12	31	31	5	7	1	1	—
7211	Traveler accommodation .....	3 879	16 130	64 733	116	30	11	31	30	5	7	1	1	—
72111	Hotels (exc casino hotels) & motels .....	3 872	16 121	64 638	111	25	11	31	30	5	7	1	1	—
721110	Hotels (exc casino hotels) & motels .....	3 872	16 121	64 638	111	25	11	31	30	5	7	1	1	—
722	Food services & drinking places .....	25 639	71 449	298 302	1 382	483	194	236	347	108	13	—	1	—
7221	Full-service restaurants .....	11 465	33 816	144 505	523	188	70	76	112	66	11	—	—	—
72211	Full-service restaurants .....	11 465	33 816	144 505	523	188	70	76	112	66	11	—	—	—
722110	Full-service restaurants .....	11 465	33 816	144 505	523	188	70	76	112	66	11	—	—	—
7222	Limited-service eating places .....	11 636	29 696	120 191	682	215	84	132	214	37	—	—	—	—
72221	Limited-service eating places .....	11 636	29 696	120 191	682	215	84	132	214	37	—	—	—	—
722211	Limited-service restaurants .....	9 958	24 856	99 059	584	181	70	109	196	28	—	—	—	—
722212	Cafeterias .....	918	2 909	11 860	27	7	1	3	7	9	—	—	—	—
722213	Snack & nonalcoholic beverage bars .....	760	1 931	9 272	71	27	13	20	11	—	—	—	—	—
7223	Special food services .....	1 952	6 458	27 565	99	39	23	15	16	3	2	—	1	—
72231	Food service contractors .....	1 821	6 143	26 219	74	23	20	10	15	3	2	—	1	—
722310	Food service contractors .....	1 821	6 143	26 219	74	23	20	10	15	3	2	—	1	—
72232	Caterers .....	108	274	1 147	21	14	2	4	1	—	—	—	—	—
722320	Caterers .....	108	274	1 147	21	14	2	4	1	—	—	—	—	—
7224	Drinking places (alcoholic beverages) .....	586	1 479	6 041	78	41	17	13	5	2	—	—	—	—
72241	Drinking places (alcoholic beverages) .....	586	1 479	6 041	78	41	17	13	5	2	—	—	—	—
722410	Drinking places (alcoholic beverages) .....	586	1 479	6 041	78	41	17	13	5	2	—	—	—	—
<b>81</b>	<b>Other services (except public administration) .....</b>	<b>18 550</b>	<b>89 898</b>	<b>374 983</b>	<b>2 323</b>	<b>1 401</b>	<b>480</b>	<b>249</b>	<b>134</b>	<b>46</b>	<b>11</b>	<b>2</b>	<b>—</b>	<b>—</b>
811	Repair & maintenance .....	4 994	34 081	138 975	756	468	164	76	34	12	2	—	—	—
8111	Automotive repair & maintenance .....	3 088	18 342	76 273	478	285	119	45	23	5	1	—	—	—
81111	Automotive mechanical & electrical R&M .....	1 472	9 947	41 377	285	189	67	20	7	1	—	—	—	—
811111	General automotive repair .....	1 153	7 923	32 537	226	151	50	18	6	—	1	—	—	—
811113	Automotive transmission repair .....	160	1 213	5 384	27	18	8	—	—	1	—	—	—	—
81112	Automotive body, paint, interior & glass repair .....	785	5 531	23 050	114	57	30	19	8	—	—	—	—	—
811121	Automotive body, paint & interior R&M .....	602	4 227	17 903	84	45	18	13	8	—	—	—	—	—
811122	Automotive glass replacement shops .....	183	1 304	5 147	30	12	6	—	—	—	—	—	—	—
81119	Other automotive R&M .....	831	2 864	11 846	79	39	22	6	8	4	—	—	—	—
811191	Automotive oil change & lubrication shops .....	170	842	3 690	28	9	16	3	—	—	—	—	—	—
811192	Car washes .....	555	1 332	6 190	40	24	3	2	7	4	—	—	—	—
811198	All other automotive R&M .....	106	690	1 966	11	6	3	1	1	—	—	—	—	—
8112	Electronic & precision equipment R&M .....	531	5 538	21 190	70	47	9	6	6	2	—	—	—	—
81121	Electronic & precision equipment R&M .....	531	5 538	21 190	70	47	9	6	6	2	—	—	—	—
811212	Computer & office machine R&M .....	163	1 781	6 714	27	19	4	3	—	1	—	—	—	—
811213	Communication equipment R&M .....	132	1 615	5 888	13	8	2	—	3	—	—	—	—	—
811219	Other electronic & precision equipment R&M .....	159	1 659	6 602	10	4	1	2	2	1	—	—	—	—
8113	Commercial equipment (exc auto & elec) R&M .....	733	6 246	27 878	97	53	19	19	3	3	—	—	—	—
81131	Commercial equipment (exc auto & elec) R&M .....	733	6 246	27 878	97	53	19	19	3	3	—	—	—	—
811310	Commercial equipment (exc auto & elec) R&M .....	733	6 246	27 878	97	53	19	19	3	3	—	—	—	—

See footnotes at end of table.

**Table 6. Counties—Employees, Payroll, and Establishments by Industry: 2003—Con.**

[Excludes most government employees, railroad employees, and self-employed persons. Size class 1 to 4 includes establishments with payroll, but no employees, during mid-March pay period. (D) denotes figures withheld to avoid disclosing data for individual companies; the data are included in broader industry totals. Detailed industries with 100 or more employees are shown if industry was not a (D). For explanation of terms, abbreviations, and data reliability/comparability, see introductory text]

NAICS code	Industry	Number of employees for week including March 12	Payroll (\$1,000)		Total number of establishments	Number of establishments by employment-size class									
			First quarter	Annual		1 to 4	5 to 9	10 to 19	20 to 49	50 to 99	100 to 249	250 to 499	500 to 999	1,000 or more	
<b>DUVAL—Con.</b>															
<b>81</b>	<b>Other services (except public administration)—Con.</b>														
811	Repair & maintenance—Con.														
8114	Personal & household goods R&M .....	642	3 955	13 634	111	83	17	6	2	2	1	—	—	—	
81141	Home, garden equipment & appliance R&M .....	319	2 442	7 665	33	21	8	2	—	1	1	—	—	—	
811412	Appliance repair & maintenance .....	290	2 366	7 334	24	14	6	2	—	1	1	—	—	—	
81149	Other personal & household goods R&M .....	229	1 233	4 839	53	44	3	2	1	—	—	—	—	—	
811490	Other personal & household goods R&M .....	229	1 233	4 839	53	44	3	3	2	1	—	—	—	—	
812	Personal & laundry services .....	3 901	16 642	72 155	721	487	129	76	21	6	2	—	—	—	
8121	Personal care services .....	1 607	5 878	24 873	336	218	62	48	7	1	—	—	—	—	
81211	Hair, nail & skin care services .....	1 229	4 749	20 499	281	193	43	42	2	1	—	—	—	—	
812112	Beauty salons .....	1 119	4 358	18 808	229	144	41	41	2	—	—	—	—	—	
81219	Other personal care services .....	378	1 129	4 374	55	25	19	6	5	—	—	—	—	—	
812191	Diet & weight reducing centers .....	184	543	2 161	17	4	6	4	3	—	—	—	—	—	
812199	Other personal care services .....	194	586	2 213	38	21	13	2	2	—	—	—	—	—	
8122	Death care services .....	509	2 861	11 608	48	18	13	11	4	2	—	—	—	—	
81221	Funeral homes .....	351	2 037	8 291	39	17	13	5	2	2	—	—	—	—	
812210	Funeral homes .....	351	2 037	8 291	39	17	13	5	2	2	—	—	—	—	
81222	Cemeteries & crematories .....	158	824	3 317	9	1	—	6	2	—	—	—	—	—	
812220	Cemeteries & crematories .....	158	824	3 317	9	1	—	6	2	—	—	—	—	—	
8123	Drycleaning & laundry services .....	1 316	5 692	25 573	188	126	40	10	7	3	2	—	—	—	
81231	Coin-operated laundries & drycleaners .....	166	408	1 739	59	49	8	2	—	—	—	—	—	—	
812310	Coin-operated laundries & drycleaners .....	166	408	1 739	59	49	8	2	—	—	—	—	—	—	
81232	Drycleaning & laundry services (exc coin-op) .....	644	2 245	9 262	119	75	31	6	6	1	—	—	—	—	
812320	Drycleaning & laundry services (exc coin-op) .....	644	2 245	9 262	119	75	31	6	6	1	—	—	—	—	
81233	Linen & uniform supply .....	506	3 039	14 572	10	2	1	2	1	2	—	—	—	—	
8129	Other personal services .....	469	2 211	10 101	149	125	14	7	3	—	—	—	—	—	
81299	All other personal services .....	266	1 560	7 283	89	78	6	3	2	—	—	—	—	—	
812990	All other personal services .....	266	1 560	7 283	89	78	6	3	2	—	—	—	—	—	
813	Religious, grantmaking, civic, prof & like organizations .....	9 655	39 175	163 853	846	446	187	97	79	28	7	2	—	—	
8131	Religious organizations .....	7 497	28 380	118 898	540	267	118	62	63	21	7	2	—	—	
81311	Religious organizations .....	7 497	28 380	118 898	540	267	118	62	63	21	7	2	—	—	
813110	Religious organizations .....	7 497	28 380	118 898	540	267	118	62	63	21	7	2	—	—	
8132	Grantmaking & giving services .....	328	2 607	11 752	43	21	13	5	3	1	—	—	—	—	
81321	Grantmaking & giving services .....	328	2 607	11 752	43	21	13	5	3	1	—	—	—	—	
813212	Voluntary health organizations .....	127	965	5 167	16	6	6	2	2	—	—	—	—	—	
8133	Social advocacy organizations .....	148	895	3 797	22	14	5	2	—	1	—	—	—	—	
81331	Social advocacy organizations .....	148	895	3 797	22	14	5	2	—	1	—	—	—	—	
8134	Civic & social organizations .....	613	2 329	9 107	81	44	24	5	5	3	—	—	—	—	
81341	Civic & social organizations .....	613	2 329	9 107	81	44	24	5	5	3	—	—	—	—	
813410	Civic & social organizations .....	613	2 329	9 107	81	44	24	5	5	3	—	—	—	—	
8139	Business, labor, political, like organizations .....	1 069	4 964	20 299	160	100	27	23	8	2	—	—	—	—	
81391	Business associations .....	139	1 425	4 878	25	17	7	—	—	1	—	—	—	—	
813910	Business associations .....	139	1 425	4 878	25	17	7	—	—	1	—	—	—	—	
81393	Labor unions & similar labor organizations .....	652	1 836	7 737	73	37	11	18	6	1	—	—	—	—	
813930	Labor unions & similar labor organizations .....	652	1 836	7 737	73	37	11	18	6	1	—	—	—	—	
81399	Oth similar organizations (exc business, prof, labor, pol) .....	178	850	4 166	37	28	5	2	2	—	—	—	—	—	
813990	Oth similar organizations (exc business, prof, labor, pol) .....	178	850	4 166	37	28	5	2	2	—	—	—	—	—	
<b>99</b>	<b>Unclassified establishments</b> .....	<b>81</b>	<b>329</b>	<b>1 514</b>	<b>66</b>	<b>61</b>	<b>5</b>	<b>—</b>	<b>—</b>	<b>—</b>	<b>—</b>	<b>—</b>	<b>—</b>	<b>—</b>	
<b>ESCAMBIA</b>															
	<b>Total</b> .....	<b>112 610</b>	<b>699 104</b>	<b>2 935 123</b>	<b>6 772</b>	<b>3 465</b>	<b>1 413</b>	<b>877</b>	<b>654</b>	<b>227</b>	<b>93</b>	<b>25</b>	<b>8</b>	<b>10</b>	
<b>11</b>	<b>Forestry, fishing, hunting, and agriculture support</b> .....	<b>(F)</b>	<b>(D)</b>	<b>(D)</b>	<b>16</b>	<b>10</b>	<b>4</b>	<b>1</b>	<b>—</b>	<b>—</b>	<b>—</b>	<b>—</b>	<b>1</b>	<b>—</b>	
113	Forestry and logging .....	(F)	(D)	(D)	9	4	3	1	—	—	—	—	1	—	
1131	Timber tract operations .....	(F)	(D)	(D)	2	—	1	—	—	—	—	—	1	—	
11311	Timber tract operations .....	(F)	(D)	(D)	2	—	1	—	—	—	—	—	1	—	
<b>21</b>	<b>Mining</b> .....	<b>(B)</b>	<b>(D)</b>	<b>(D)</b>	<b>11</b>	<b>9</b>	<b>—</b>	<b>1</b>	<b>1</b>	<b>—</b>	<b>—</b>	<b>—</b>	<b>—</b>	<b>—</b>	
<b>22</b>	<b>Utilities</b> .....	<b>(F)</b>	<b>(D)</b>	<b>(D)</b>	<b>28</b>	<b>9</b>	<b>10</b>	<b>—</b>	<b>4</b>	<b>1</b>	<b>3</b>	<b>1</b>	<b>—</b>	<b>—</b>	
221	Utilities .....	(F)	(D)	(D)	28	9	10	—	4	1	3	1	—	—	
2211	Elec pwr generation, transmsn & distribution .....	(F)	(D)	(D)	20	7	5	—	3	1	3	1	—	—	
22112	Electric pwr transmsn, control & distribution .....	(F)	(D)	(D)	19	7	4	—	3	1	3	1	—	—	
<b>23</b>	<b>Construction</b> .....	<b>6 789</b>	<b>46 487</b>	<b>195 411</b>	<b>635</b>	<b>372</b>	<b>109</b>	<b>70</b>	<b>50</b>	<b>28</b>	<b>5</b>	<b>1</b>	<b>—</b>	<b>—</b>	
236	Construction of Buildings .....	1 172	8 980	35 846	182	117	31	20	12	2	—	—	—	—	
2361	Residential Building Construction .....	496	3 623	15 017	136	102	21	10	3	—	—	—	—	—	
23611	Residential Building Construction .....	496	3 623	15 017	136	102	21	10	3	—	—	—	—	—	
236115	New Single-Family Housing Construction (except Operative Builders) .....	304	2 172	9 010	87	65	16	5	1	—	—	—	—	—	
236118	Residential Remodelers .....	147	994	4 278	41	33	3	3	2	—	—	—	—	—	
2362	Nonresidential Building Construction .....	676	5 357	20 829	46	15	10	10	9	2	—	—	—	—	
23622	Commercial and Institutional Building Construction .....	676	5 357	20 829	46	15	10	10	9	2	—	—	—	—	
236220	Commercial and Institutional Building Construction .....	676	5 357	20 829	46	15	10	10	9	2	—	—	—	—	

See footnotes at end of table.



**Table 6. Counties—Employees, Payroll, and Establishments by Industry: 2003—Con.**

[Excludes most government employees, railroad employees, and self-employed persons. Size class 1 to 4 includes establishments with payroll, but no employees, during mid-March pay period. (D) denotes figures withheld to avoid disclosing data for individual companies; the data are included in broader industry totals. Detailed industries with 100 or more employees are shown if industry was not a (D). For explanation of terms, abbreviations, and data reliability/comparability, see introductory text]

NAICS code	Industry	Number of employees for week including March 12	Payroll (\$1,000)		Total number of establishments	Number of establishments by employment-size class								
			First quarter	Annual		1 to 4	5 to 9	10 to 19	20 to 49	50 to 99	100 to 249	250 to 499	500 to 999	1,000 or more
<b>ESCAMBIA—Con.</b>														
<b>23 Construction—Con.</b>														
237	Heavy and Civil Engineering Construction .....	808	5 855	23 947	44	23	6	2	7	5	1	—	—	—
2371	Utility System Construction .....	278	2 344	8 991	23	13	4	1	4	1	—	—	—	—
23711	Water and Sewer Line and Related Structures Construction .....	190	1 468	5 153	16	9	3	1	2	1	—	—	—	—
237110	Water and Sewer Line and Related Structures Construction .....	190	1 468	5 153	16	9	3	1	2	1	—	—	—	—
2373	Highway, Street, and Bridge Construction .....	405	2 778	12 065	7	—	1	—	2	3	1	—	—	—
23731	Highway, Street, and Bridge Construction .....	405	2 778	12 065	7	—	1	—	2	3	1	—	—	—
237310	Highway, Street, and Bridge Construction ..	405	2 778	12 065	7	—	1	—	2	3	1	—	—	—
238	Specialty Trade Contractors .....	4 809	31 652	135 618	409	232	72	48	31	21	4	1	—	—
2381	Foundation, Structure, and Building Exterior Contractors .....	887	4 939	20 453	118	72	17	14	12	3	—	—	—	—
23811	Poured Concrete Foundation and Structure Contractors .....	118	532	1 698	13	5	4	2	2	—	—	—	—	—
238110	Poured Concrete Foundation and Structure Contractors .....	118	532	1 698	13	5	4	2	2	—	—	—	—	—
23813	Framing Contractors .....	170	521	3 002	27	20	1	4	1	1	—	—	—	—
238130	Framing Contractors .....	170	521	3 002	27	20	1	4	1	1	—	—	—	—
23814	Masonry Contractors .....	205	936	4 111	36	24	6	2	4	—	—	—	—	—
238140	Masonry Contractors .....	205	936	4 111	36	24	6	2	4	—	—	—	—	—
23816	Roofing Contractors .....	202	1 170	4 694	19	8	3	4	3	1	—	—	—	—
238160	Roofing Contractors .....	202	1 170	4 694	19	8	3	4	3	1	—	—	—	—
2382	Building Equipment Contractors .....	1 875	13 586	57 870	146	68	29	26	12	10	1	—	—	—
23821	Electrical Contractors .....	818	5 888	25 645	47	18	8	12	7	7	—	—	—	—
238210	Electrical Contractors .....	818	5 888	25 645	47	18	8	12	7	7	—	—	—	—
23822	Plumbing, Heating, and Air-Conditioning Contractors .....	930	6 801	28 954	94	49	21	12	9	2	1	—	—	—
238220	Plumbing, Heating, and Air-Conditioning Contractors .....	930	6 801	28 954	94	49	21	12	9	2	1	—	—	—
23829	Other Building Equipment Contractors .....	127	897	3 271	5	1	—	2	1	1	—	—	—	—
238290	Other Building Equipment Contractors .....	127	897	3 271	5	1	—	2	1	1	—	—	—	—
2383	Building Finishing Contractors .....	1 606	10 583	45 552	97	61	18	5	4	5	3	1	—	—
23831	Drywall and Insulation Contractors .....	509	3 244	12 713	20	8	4	1	2	4	1	—	—	—
238310	Drywall and Insulation Contractors .....	509	3 244	12 713	20	8	4	1	2	4	1	—	—	—
23832	Painting and Wall Covering Contractors .....	740	4 568	21 665	31	19	5	4	1	—	1	1	—	—
238320	Painting and Wall Covering Contractors .....	740	4 568	21 665	31	19	5	4	1	—	1	1	—	—
23835	Finish Carpentry Contractors .....	107	724	3 071	21	17	3	—	—	1	—	—	—	—
238350	Finish Carpentry Contractors .....	107	724	3 071	21	17	3	—	—	1	—	—	—	—
23839	Other Building Finishing Contractors .....	(C)	(D)	(D)	4	3	—	—	—	—	1	—	—	—
2389	Other Specialty Trade Contractors .....	441	2 544	11 743	48	31	8	3	3	3	—	—	—	—
23891	Site Preparation Contractors .....	160	928	4 025	18	11	4	—	2	1	—	—	—	—
238910	Site Preparation Contractors .....	160	928	4 025	18	11	4	—	2	1	—	—	—	—
23899	All Other Specialty Trade Contractors .....	281	1 616	7 718	30	20	4	3	1	2	—	—	—	—
238990	All Other Specialty Trade Contractors .....	281	1 616	7 718	30	20	4	3	1	2	—	—	—	—
<b>31-33</b>	<b>Manufacturing .....</b>	<b>6 794</b>	<b>66 923</b>	<b>256 183</b>	<b>220</b>	<b>90</b>	<b>46</b>	<b>38</b>	<b>25</b>	<b>11</b>	<b>4</b>	<b>3</b>	<b>2</b>	<b>1</b>
311	Food mfg .....	172	666	3 511	16	7	2	5	2	—	—	—	—	—
3118	Bakeries & tortilla mfg .....	130	540	3 028	10	3	2	3	2	—	—	—	—	—
31181	Bread & bakery product mfg .....	130	540	3 028	10	3	2	3	2	—	—	—	—	—
313	Textile mills .....	(C)	(D)	(D)	2	—	—	—	1	1	—	—	—	—
321	Wood product mfg .....	176	1 279	5 373	11	6	—	1	3	1	—	—	—	—
322	Paper mfg .....	(G)	(D)	(D)	6	1	—	1	1	—	2	—	1	—
3221	Pulp, paper & paperboard mills .....	(F)	(D)	(D)	2	1	—	—	—	—	—	—	1	—
32212	Paper mills .....	(F)	(D)	(D)	2	1	—	—	—	—	—	—	1	—
3222	Converted paper product mfg .....	465	4 229	15 074	4	—	—	1	1	—	2	—	—	—
32221	Paperboard container mfg .....	(C)	(D)	(D)	2	—	—	1	—	—	1	—	—	—
32222	Paper bag & coated & treated paper mfg .....	(E)	(D)	(D)	2	—	—	—	1	—	1	—	—	—
323	Printing & related support activities .....	226	1 362	5 193	26	9	7	7	3	—	—	—	—	—
3231	Printing & related support activities .....	226	1 362	5 193	26	9	7	7	3	—	—	—	—	—
32311	Printing .....	(C)	(D)	(D)	23	7	7	6	3	—	—	—	—	—
325	Chemical mfg .....	2 021	21 916	74 740	14	3	3	1	2	3	—	—	1	1
3252	Resin, syn rubber, artf & syn fibers, fil mfg .....	1 292	17 645	67 134	4	—	—	—	1	2	—	—	—	1
32521	Resin & synthetic rubber mfg .....	(C)	(D)	(D)	3	—	—	—	1	2	—	—	—	—
32522	Artificial & synthetic fibers, filaments mfg .....	(G)	(D)	(D)	1	—	—	—	—	—	—	—	—	1
3255	Paint, coating & adhesive mfg .....	(F)	(D)	(D)	1	—	—	—	—	—	—	—	—	1
32551	Paint & coating mfg .....	(F)	(D)	(D)	1	—	—	—	—	—	—	—	—	1
326	Plastics & rubber products mfg .....	160	778	3 320	6	1	—	—	2	1	—	—	—	—
3261	Plastics product mfg .....	(C)	(D)	(D)	5	—	2	—	2	1	—	—	—	—
32619	Other plastics product mfg .....	(C)	(D)	(D)	4	—	1	—	2	1	—	—	—	—
327	Nonmetallic mineral product mfg .....	516	5 869	23 739	20	8	4	4	2	1	—	1	—	—
3273	Cement & concrete product mfg .....	(C)	(D)	(D)	15	8	1	3	2	1	—	—	—	—
3279	Other nonmetallic mineral product mfg .....	(E)	(D)	(D)	4	—	2	1	—	—	—	1	—	—
32799	All other nonmetallic mineral product mfg .....	(E)	(D)	(D)	4	—	2	1	—	—	—	1	—	—
332	Fabricated metal product mfg .....	810	6 970	26 894	35	16	8	4	4	1	1	1	—	—
3323	Architectural & structural metals mfg .....	533	4 747	18 380	16	4	4	3	3	1	—	1	—	—
33231	Plate work & fabricated structural prod mfg .....	149	982	4 513	7	2	2	—	2	1	—	—	—	—
332312	Fabricated structural metal mfg .....	149	982	4 513	7	2	2	—	2	1	—	—	—	—
33232	Ornamental & architectural metal prod mfg .....	384	3 765	13 867	9	2	2	3	1	—	—	1	—	—
3324	Boiler, tank & shipping container mfg .....	(C)	(D)	(D)	2	1	—	—	—	—	1	—	—	—
33243	Light gauge metal container mfg .....	(C)	(D)	(D)	2	1	—	—	—	—	1	—	—	—
333	Machinery mfg .....	184	1 810	7 588	8	4	—	2	1	—	1	—	—	—
3339	Other general purpose machinery mfg .....	(C)	(D)	(D)	4	2	—	1	—	—	1	—	—	—
33399	All other general purpose machinery mfg .....	(C)	(D)	(D)	1	—	—	—	—	—	1	—	—	—

See footnotes at end of table.

**Table 6. Counties—Employees, Payroll, and Establishments by Industry: 2003—Con.**

[Excludes most government employees, railroad employees, and self-employed persons. Size class 1 to 4 includes establishments with payroll, but no employees, during mid-March pay period. (D) denotes figures withheld to avoid disclosing data for individual companies; the data are included in broader industry totals. Detailed industries with 100 or more employees are shown if industry was not a (D). For explanation of terms, abbreviations, and data reliability/comparability, see introductory text]

NAICS code	Industry	Number of employees for week including March 12	Payroll (\$1,000)		Total number of establishments	Number of establishments by employment-size class								
			First quarter	Annual		1 to 4	5 to 9	10 to 19	20 to 49	50 to 99	100 to 249	250 to 499	500 to 999	1,000 or more
<b>ESCAMBIA—Con.</b>														
<b>31-33 Manufacturing—Con.</b>														
336	Transportation equipment mfg . . . . .	434	2 841	12 098	10	3	4	1	—	1	—	1	—	—
3363	Motor vehicle parts mfg . . . . .	(E)	(D)	(D)	2	—	1	—	—	—	—	1	—	—
33631	Motor vehicle gas engine & engine parts mfg . . . . .	(E)	(D)	(D)	1	—	—	—	—	—	—	1	—	—
337	Furniture & related product mfg . . . . .	143	854	3 471	18	9	3	4	2	—	—	—	—	—
3371	HH & institutional furniture & kitchen cabinet mfg . . . . .	114	666	2 637	14	7	2	4	1	—	—	—	—	—
339	Miscellaneous mfg . . . . .	275	1 440	6 034	31	14	11	5	—	1	—	—	—	—
3399	Other miscellaneous mfg . . . . .	180	792	3 326	13	4	5	3	—	1	—	—	—	—
33999	All other misc mfg . . . . .	130	547	2 261	5	—	2	2	—	1	—	—	—	—
<b>42</b>	<b>Wholesale trade . . . . .</b>	<b>3 802</b>	<b>30 917</b>	<b>125 503</b>	<b>353</b>	<b>179</b>	<b>87</b>	<b>52</b>	<b>21</b>	<b>9</b>	<b>4</b>	<b>1</b>	<b>—</b>	<b>—</b>
423	Merchant Wholesalers, Durable Goods . . . . .	1 698	14 468	60 280	226	104	69	37	13	3	—	—	—	—
4231	Motor Vehicle and Motor Vehicle Parts and Supplies Merchant Wholesalers . . . . .	218	1 041	4 651	28	15	10	1	1	1	—	—	—	—
42311	Automobile and Other Motor Vehicle Merchant Wholesalers . . . . .	134	539	2 561	12	7	3	—	1	1	—	—	—	—
423110	Automobile and Other Motor Vehicle Merchant Wholesalers . . . . .	134	539	2 561	12	7	3	—	1	1	—	—	—	—
4233	Lumber and Other Construction Materials Merchant Wholesalers . . . . .	192	1 608	5 815	29	12	11	5	1	—	—	—	—	—
42331	Lumber, Plywood, Millwork, and Wood Panel Merchant Wholesalers . . . . .	109	946	3 096	14	5	6	2	1	—	—	—	—	—
423310	Lumber, Plywood, Millwork, and Wood Panel Merchant Wholesalers . . . . .	109	946	3 096	14	5	6	2	1	—	—	—	—	—
4234	Professional and Commercial Equipment and Supplies Merchant Wholesalers . . . . .	196	2 547	8 997	27	14	6	6	1	—	—	—	—	—
4236	Electrical and Electronic Goods Merchant Wholesalers . . . . .	162	1 657	6 368	26	11	9	5	1	—	—	—	—	—
4237	Hardware, and Plumbing and Heating Equipment and Supplies Merchant Whole . . . . .	189	1 417	7 052	26	8	13	2	3	—	—	—	—	—
4238	Machinery, Equipment, and Supplies Merchant Wholesalers . . . . .	464	3 942	17 926	51	20	12	16	2	1	—	—	—	—
42383	Industrial Machinery and Equipment Merchant Wholesalers . . . . .	111	951	4 252	16	10	5	—	1	—	—	—	—	—
423830	Industrial Machinery and Equipment Merchant Wholesalers . . . . .	111	951	4 252	16	10	5	—	1	—	—	—	—	—
4239	Miscellaneous Durable Goods Merchant Wholesalers . . . . .	117	1 076	4 480	18	12	3	2	—	1	—	—	—	—
424	Merchant Wholesalers, Nondurable Goods . . . . .	1 860	15 351	60 645	101	52	16	15	8	6	3	1	—	—
4241	Paper and Paper Product Merchant Wholesalers . . . . .	119	852	3 603	20	12	3	4	1	—	—	—	—	—
4244	Grocery and Related Product Wholesalers . . . . .	888	6 361	27 540	28	13	5	3	4	—	2	1	—	—
42441	General Line Grocery Merchant Wholesalers . . . . .	(E)	(D)	(D)	2	1	—	—	—	—	—	1	—	—
42449	Other Grocery and Related Products Merchant Wholesalers . . . . .	411	2 833	11 810	12	7	1	2	—	—	2	—	—	—
424490	Other Grocery and Related Products Merchant Wholesalers . . . . .	411	2 833	11 810	12	7	1	2	—	—	2	—	—	—
4248	Beer, Wine, and Distilled Alcoholic Beverage Merchant Wholesalers . . . . .	398	5 106	16 418	5	—	—	—	—	4	1	—	—	—
42481	Beer and Ale Merchant Wholesalers . . . . .	(C)	(D)	(D)	2	—	—	—	—	1	1	—	—	—
42482	Wine and Distilled Alcoholic Beverage Merchant Wholesalers . . . . .	(C)	(D)	(D)	3	—	—	—	—	3	—	—	—	—
4249	Miscellaneous Nondurable Goods Merchant Wholesalers . . . . .	245	1 581	6 307	21	12	4	3	—	2	—	—	—	—
425	Wholesale Electronic Markets and Agents and Brokers . . . . .	244	1 098	4 578	26	23	2	—	—	—	1	—	—	—
4251	Wholesale Electronic Markets and Agents and Brokers . . . . .	244	1 098	4 578	26	23	2	—	—	—	1	—	—	—
42512	Wholesale Trade Agents and Brokers . . . . .	244	1 098	4 578	26	23	2	—	—	—	1	—	—	—
425120	Wholesale Trade Agents and Brokers . . . . .	244	1 098	4 578	26	23	2	—	—	—	1	—	—	—
<b>44-45</b>	<b>Retail trade . . . . .</b>	<b>15 728</b>	<b>79 305</b>	<b>325 359</b>	<b>1 232</b>	<b>558</b>	<b>350</b>	<b>178</b>	<b>87</b>	<b>38</b>	<b>16</b>	<b>4</b>	<b>1</b>	<b>—</b>
441	Motor vehicle & parts dealers . . . . .	2 323	19 527	79 342	173	71	42	34	15	8	3	—	—	—
4411	Automobile dealers . . . . .	1 398	14 056	57 289	73	37	12	7	7	7	3	—	—	—
44111	New car dealers . . . . .	1 211	12 925	53 162	29	6	3	4	6	7	3	—	—	—
441110	New car dealers . . . . .	1 211	12 925	53 162	29	6	3	4	6	7	3	—	—	—
44112	Used car dealers . . . . .	187	1 131	4 127	44	31	9	3	1	—	—	—	—	—
441120	Used car dealers . . . . .	187	1 131	4 127	44	31	9	3	1	—	—	—	—	—
4412	Other motor vehicle dealers . . . . .	228	1 433	5 682	23	8	6	5	4	—	—	—	—	—
44122	Motorcycle & boat & other MV dealers . . . . .	143	716	2 791	18	6	6	4	2	—	—	—	—	—
4413	Automotive parts, accessories & tire stores . . . . .	697	4 038	16 371	77	26	24	22	4	1	—	—	—	—
44131	Automotive parts, accessories & tire stores . . . . .	431	2 231	8 984	48	19	12	14	2	1	—	—	—	—
441310	Automotive parts, accessories & tire stores . . . . .	431	2 231	8 984	48	19	12	14	2	1	—	—	—	—
44132	Tire dealers . . . . .	266	1 807	7 387	29	7	12	8	2	—	—	—	—	—
441320	Tire dealers . . . . .	266	1 807	7 387	29	7	12	8	2	—	—	—	—	—
442	Furniture & home furnishing stores . . . . .	649	3 380	12 963	71	37	16	9	7	2	—	—	—	—
4421	Furniture stores . . . . .	191	1 342	5 108	30	17	7	4	2	—	—	—	—	—
44211	Furniture stores . . . . .	191	1 342	5 108	30	17	7	4	2	—	—	—	—	—
442110	Furniture stores . . . . .	191	1 342	5 108	30	17	7	4	2	—	—	—	—	—
4422	Home furnishings stores . . . . .	458	2 038	7 855	41	20	9	5	5	2	—	—	—	—
44221	Floor covering stores . . . . .	300	1 465	5 548	20	7	6	3	2	2	—	—	—	—
442210	Floor covering stores . . . . .	300	1 465	5 548	20	7	6	3	2	2	—	—	—	—
44229	Other home furnishings stores . . . . .	158	573	2 307	21	13	3	2	3	—	—	—	—	—

See footnotes at end of table.

**Table 6. Counties—Employees, Payroll, and Establishments by Industry: 2003—Con.**

[Excludes most government employees, railroad employees, and self-employed persons. Size class 1 to 4 includes establishments with payroll, but no employees, during mid-March pay period. (D) denotes figures withheld to avoid disclosing data for individual companies; the data are included in broader industry totals. Detailed industries with 100 or more employees are shown if industry was not a (D). For explanation of terms, abbreviations, and data reliability/comparability, see introductory text]

NAICS code	Industry	Number of employees for week including March 12	Payroll (\$1,000)		Total number of establishments	Number of establishments by employment-size class								
			First quarter	Annual		1 to 4	5 to 9	10 to 19	20 to 49	50 to 99	100 to 249	250 to 499	500 to 999	1,000 or more
<b>ESCAMBIA—Con.</b>														
<b>44-45 Retail trade—Con.</b>														
443	Electronics & appliance stores	439	2 836	11 926	49	29	13	3	1	2	1	—	—	—
4431	Electronics & appliance stores	439	2 836	11 926	49	29	13	3	1	2	1	—	—	—
44311	Appliance, TV & all other electronics stores	343	2 380	10 504	33	20	10	—	—	2	1	—	—	—
443112	Radio, television & other electronics stores	306	2 154	9 596	22	12	7	—	—	2	1	—	—	—
444	Bldg material & garden equip & supp dealers	1 274	8 625	33 793	94	41	24	16	8	2	3	—	—	—
4441	Building material & supplies dealers	1 216	8 404	32 837	81	31	22	16	7	2	3	—	—	—
44411	Home centers	510	3 192	12 178	8	1	1	2	1	—	3	—	—	—
444110	Home centers	510	3 192	12 178	8	1	1	2	1	—	3	—	—	—
44419	Other building material dealers	566	4 518	17 754	48	20	9	11	6	2	—	—	—	—
444190	Other building material dealers	566	4 518	17 754	48	20	9	11	6	2	—	—	—	—
445	Food & beverage stores	2 034	8 242	34 038	127	73	19	6	13	14	2	—	—	—
4451	Grocery stores	1 812	7 429	30 721	79	41	8	3	11	14	2	—	—	—
44511	Grocery (except convenience) stores	1 763	7 310	30 132	52	15	7	3	11	14	2	—	—	—
445110	Grocery (except convenience) stores	1 763	7 310	30 132	52	15	7	3	11	14	2	—	—	—
4452	Specialty food stores	121	522	2 170	27	19	5	2	1	—	—	—	—	—
4453	Beer, wine & liquor stores	101	291	1 147	21	13	6	1	1	—	—	—	—	—
44531	Beer, wine & liquor stores	101	291	1 147	21	13	6	1	1	—	—	—	—	—
445310	Beer, wine & liquor stores	101	291	1 147	21	13	6	1	1	—	—	—	—	—
446	Health & personal care stores	970	5 033	21 045	94	30	22	29	13	—	—	—	—	—
4461	Health & personal care stores	970	5 033	21 045	94	30	22	29	13	—	—	—	—	—
44611	Pharmacies & drug stores	622	3 744	15 620	40	3	5	22	10	—	—	—	—	—
446110	Pharmacies & drug stores	622	3 744	15 620	40	3	5	22	10	—	—	—	—	—
44612	Cosmetics, beauty supplies & perfume stores	108	260	1 038	21	12	7	2	—	—	—	—	—	—
446120	Cosmetics, beauty supplies & perfume stores	108	260	1 038	21	12	7	2	—	—	—	—	—	—
44613	Optical goods stores	124	538	2 102	15	6	4	3	2	—	—	—	—	—
446130	Optical goods stores	124	538	2 102	15	6	4	3	2	—	—	—	—	—
44619	Other health & personal care stores	116	491	2 285	18	9	6	2	1	—	—	—	—	—
447	Gasoline stations	873	3 345	14 853	137	47	69	19	2	—	—	—	—	—
4471	Gasoline stations	873	3 345	14 853	137	47	69	19	2	—	—	—	—	—
44711	Gasoline stations with convenience stores	838	3 169	13 801	130	43	68	17	2	—	—	—	—	—
447110	Gasoline stations with convenience stores	838	3 169	13 801	130	43	68	17	2	—	—	—	—	—
448	Clothing & clothing accessories stores	1 547	4 789	20 404	179	76	58	31	10	3	1	—	—	—
4481	Clothing stores	1 126	3 071	13 430	110	46	28	25	7	3	1	—	—	—
44812	Women's clothing stores	239	595	2 585	33	11	13	8	1	—	—	—	—	—
448120	Women's clothing stores	239	595	2 585	33	11	13	8	1	—	—	—	—	—
44814	Family clothing stores	601	1 548	6 811	30	7	6	10	3	3	1	—	—	—
448140	Family clothing stores	601	1 548	6 811	30	7	6	10	3	3	1	—	—	—
44819	Other clothing stores	146	469	1 993	22	14	5	1	2	—	—	—	—	—
448190	Other clothing stores	146	469	1 993	22	14	5	1	2	—	—	—	—	—
4482	Shoe stores	217	532	2 359	29	11	14	1	3	—	—	—	—	—
44821	Shoe stores	217	532	2 359	29	11	14	1	3	—	—	—	—	—
448210	Shoe stores	217	532	2 359	29	11	14	1	3	—	—	—	—	—
4483	Jewelry, luggage & leather goods stores	204	1 186	4 615	40	19	16	5	—	—	—	—	—	—
44831	Jewelry stores	(C)	(D)	(D)	38	19	14	5	—	—	—	—	—	—
451	Sporting goods, hobby, book & music stores	712	2 380	9 560	77	35	22	12	6	2	—	—	—	—
4511	Sporting goods, hobby, musical instrument stores	509	1 771	7 127	58	29	16	8	4	1	—	—	—	—
45111	Sporting goods stores	263	897	3 622	30	16	8	4	1	1	—	—	—	—
451110	Sporting goods stores	263	897	3 622	30	16	8	4	1	1	—	—	—	—
45112	Hobby, toy & game stores	161	484	1 968	11	4	3	1	3	—	—	—	—	—
451120	Hobby, toy & game stores	161	484	1 968	11	4	3	1	3	—	—	—	—	—
4512	Book, periodical & music stores	203	609	2 433	19	6	6	4	2	1	—	—	—	—
45121	Book stores & news dealers	165	517	2 124	14	4	5	2	2	1	—	—	—	—
452	General merchandise stores	3 891	17 257	71 085	58	9	27	5	3	3	6	4	1	—
4521	Department stores	1 346	5 480	22 422	9	—	—	—	—	3	5	1	—	—
45211	Department stores	1 346	5 480	22 422	9	—	—	—	—	3	5	1	—	—
4529	Other general merchandise stores	2 545	11 777	48 663	49	9	27	5	3	—	1	3	1	—
45291	Warehouse clubs & superstores	(G)	(D)	(D)	5	—	—	—	—	—	1	3	1	—
45299	All other general merchandise stores	(E)	(D)	(D)	44	9	27	5	3	—	—	—	—	—
453	Miscellaneous store retailers	795	2 858	12 138	128	79	31	9	7	2	—	—	—	—
4532	Office supplies, stationery & gift stores	332	1 249	5 213	41	19	13	4	5	—	—	—	—	—
45321	Office supplies & stationery stores	172	920	3 798	11	4	2	1	4	—	—	—	—	—
453210	Office supplies & stationery stores	172	920	3 798	11	4	2	1	4	—	—	—	—	—
45322	Gift, novelty & souvenir stores	160	329	1 415	30	15	11	3	1	—	—	—	—	—
453220	Gift, novelty & souvenir stores	160	329	1 415	30	15	11	3	1	—	—	—	—	—
4533	Used merchandise stores	123	322	1 440	17	13	2	—	1	1	—	—	—	—
45331	Used merchandise stores	123	322	1 440	17	13	2	—	1	1	—	—	—	—
453310	Used merchandise stores	123	322	1 440	17	13	2	—	1	1	—	—	—	—
4539	Other miscellaneous store retailers	244	1 012	4 405	53	36	13	3	—	1	—	—	—	—
45399	All other miscellaneous store retailers	158	574	2 608	35	27	6	1	—	1	—	—	—	—
453998	All other misc store retailers (exc tobacco)	108	391	1 838	21	16	3	1	—	1	—	—	—	—
454	Nonstore retailers	221	1 033	4 212	45	31	7	5	2	—	—	—	—	—
4543	Direct selling establishments	180	855	3 440	30	19	4	5	2	—	—	—	—	—
45439	Other direct selling establishments	153	695	2 915	27	19	3	3	2	—	—	—	—	—
454390	Other direct selling establishments	153	695	2 915	27	19	3	3	2	—	—	—	—	—

See footnotes at end of table.

**Table 6. Counties—Employees, Payroll, and Establishments by Industry: 2003—Con.**

[Excludes most government employees, railroad employees, and self-employed persons. Size class 1 to 4 includes establishments with payroll, but no employees, during mid-March pay period. (D) denotes figures withheld to avoid disclosing data for individual companies; the data are included in broader industry totals. Detailed industries with 100 or more employees are shown if industry was not a (D). For explanation of terms, abbreviations, and data reliability/comparability, see introductory text]

NAICS code	Industry	Number of employees for week including March 12	Payroll (\$1,000)		Total number of establishments	Number of establishments by employment-size class								
			First quarter	Annual		1 to 4	5 to 9	10 to 19	20 to 49	50 to 99	100 to 249	250 to 499	500 to 999	1,000 or more
<b>ESCAMBIA—Con.</b>														
<b>48-49</b>	<b>Transportation &amp; warehousing</b>	<b>2 182</b>	<b>16 046</b>	<b>68 760</b>	<b>183</b>	<b>102</b>	<b>26</b>	<b>19</b>	<b>25</b>	<b>8</b>	<b>3</b>			
481	Air transportation	116	880	3 572	6	2	—	—	4	—	—	—	—	—
4811	Scheduled air transportation	(C)	(D)	(D)	5	1	—	—	4	—	—	—	—	—
48111	Scheduled air transportation	(C)	(D)	(D)	5	1	—	—	4	—	—	—	—	—
484	Truck transportation	812	5 662	24 409	103	61	15	13	11	3	—	—	—	—
4841	General freight trucking	418	3 428	14 165	43	24	5	8	4	2	—	—	—	—
48412	General freight trucking, long-distance	347	3 026	12 405	31	16	3	7	3	2	—	—	—	—
484121	General freight trucking, long-distance, TL	232	1 718	6 411	20	11	2	4	1	2	—	—	—	—
484122	General freight trucking, long-distance, LTL	115	1 308	5 994	11	5	1	3	2	—	—	—	—	—
4842	Specialized freight trucking	394	2 234	10 244	60	37	10	5	7	1	—	—	—	—
48421	Used household & office goods moving	263	1 302	5 978	20	3	7	5	4	1	—	—	—	—
484210	Used household & office goods moving	263	1 302	5 978	20	3	7	5	4	1	—	—	—	—
485	Transit & ground passenger transportation	201	998	4 366	7	3	1	1	—	1	1	—	—	—
4851	Urban transit systems	(C)	(D)	(D)	1	—	—	—	—	—	1	—	—	—
48511	Urban transit systems	(C)	(D)	(D)	1	—	—	—	—	—	1	—	—	—
488	Transportation support activities	653	5 383	24 083	38	18	5	3	8	3	1	—	—	—
4881	Air transportation support activities	445	4 319	19 432	16	5	2	1	5	2	1	—	—	—
48811	Airport operations	100	469	2 094	3	—	1	—	1	1	—	—	—	—
488119	Other airport operations	100	469	2 094	3	—	1	—	1	1	—	—	—	—
48819	Other air transportation support activities	345	3 850	17 338	13	5	1	1	4	1	1	—	—	—
488190	Other air transportation support activities	345	3 850	17 338	13	5	1	1	4	1	1	—	—	—
4883	Water transportation support activities	133	595	2 784	8	5	—	—	2	1	—	—	—	—
492	Couriers & messengers	326	2 657	10 403	12	6	2	1	1	1	1	—	—	—
4921	Couriers	317	2 622	10 265	9	4	1	1	1	1	1	—	—	—
49211	Couriers	317	2 622	10 265	9	4	1	1	1	1	1	—	—	—
492110	Couriers	317	2 622	10 265	9	4	1	1	1	1	1	—	—	—
<b>51</b>	<b>Information</b>	<b>2 868</b>	<b>25 456</b>	<b>97 201</b>	<b>130</b>	<b>67</b>	<b>19</b>	<b>16</b>	<b>11</b>	<b>11</b>	<b>5</b>	<b>—</b>	<b>1</b>	<b>—</b>
511	Publishing industries	1 128	9 317	37 275	18	4	3	4	2	3	1	—	1	—
5111	Newspaper, periodical, book, database publishers	860	6 024	24 427	11	4	2	1	2	—	1	—	1	—
51111	Newspaper publishers	(F)	(D)	(D)	4	1	2	—	—	—	—	—	1	—
51114	Database and directory publishers	(C)	(D)	(D)	2	—	—	—	1	—	1	—	—	—
5112	Software publishers	268	3 293	12 848	7	—	1	3	—	3	—	—	—	—
51121	Software publishers	268	3 293	12 848	7	—	1	3	—	3	—	—	—	—
511210	Software publishers	268	3 293	12 848	7	—	1	3	—	3	—	—	—	—
512	Motion picture & sound recording industries	(C)	(D)	(D)	12	5	2	2	2	—	1	—	—	—
5121	Motion picture & video industries	173	337	1 705	10	4	2	2	1	—	1	—	—	—
51213	Motion picture & video exhibition	159	220	1 043	4	—	—	2	1	—	1	—	—	—
512131	Motion picture theaters (except drive-ins)	159	220	1 043	4	—	—	2	1	—	1	—	—	—
515	Broadcasting (except Internet)	181	1 888	7 196	11	5	2	1	1	2	—	—	—	—
5151	Radio and Television Broadcasting	181	1 888	7 196	11	5	2	1	1	2	—	—	—	—
51511	Radio Broadcasting	(C)	(D)	(D)	8	4	1	1	1	1	—	—	—	—
517	Telecommunications	1 229	12 887	46 813	66	32	12	8	6	5	3	—	—	—
5171	Wired Telecommunications Carriers	473	6 590	24 212	30	16	2	5	3	3	1	—	—	—
51711	Wired Telecommunications Carriers	473	6 590	24 212	30	16	2	5	3	3	1	—	—	—
517110	Wired Telecommunications Carriers	473	6 590	24 212	30	16	2	5	3	3	1	—	—	—
5172	Wireless Telecommunications Carriers (except Satellite)	421	3 416	12 396	26	12	8	3	2	—	1	—	—	—
51721	Wireless Telecommunications Carriers (except Satellite)	421	3 416	12 396	26	12	8	3	2	—	1	—	—	—
5175	Cable and Other Program Distribution	(C)	(D)	(D)	4	1	1	—	—	1	1	—	—	—
51751	Cable and Other Program Distribution	(C)	(D)	(D)	4	1	1	—	—	1	1	—	—	—
518	Internet Service Providers, Web Search Portals, and Data Processing Serv	129	849	3 817	21	19	—	1	—	1	—	—	—	—
5182	Data Processing, Hosting, and Related Services	123	816	3 642	15	13	—	1	—	1	—	—	—	—
51821	Data Processing, Hosting, and Related Services	123	816	3 642	15	13	—	1	—	1	—	—	—	—
518210	Data Processing, Hosting, and Related Services	123	816	3 642	15	13	—	1	—	1	—	—	—	—
<b>52</b>	<b>Finance &amp; insurance</b>	<b>4 356</b>	<b>40 077</b>	<b>164 710</b>	<b>419</b>	<b>234</b>	<b>89</b>	<b>54</b>	<b>27</b>	<b>11</b>	<b>3</b>	<b>1</b>	<b>—</b>	<b>—</b>
522	Credit intermediation & related activities	2 736	23 405	95 163	202	81	57	41	13	8	1	1	—	—
5221	Depository credit intermediation	1 948	15 694	63 699	110	26	33	31	11	8	1	—	—	—
52211	Commercial banking	1 131	10 375	40 432	74	14	26	25	5	3	1	—	—	—
522110	Commercial banking	1 131	10 375	40 432	74	14	26	25	5	3	1	—	—	—
52212	Savings institutions	(E)	(D)	(D)	3	—	—	—	—	3	—	—	—	—
52213	Credit unions	(F)	(D)	(D)	33	12	7	6	6	2	—	—	—	—
5222	Nondepository credit intermediation	719	7 208	29 180	65	32	21	9	2	—	—	1	—	—
52229	Other nondepository credit intermediation	660	6 421	26 180	55	27	18	7	2	—	—	1	—	—
522291	Consumer lending	444	4 071	16 475	23	13	8	—	1	—	—	1	—	—
522292	Real estate credit	158	2 111	8 743	18	5	5	7	1	—	—	—	—	—
523	Security, commodity contracts & like activity	(E)	(D)	(D)	61	48	4	3	6	—	—	—	—	—
5231	Scrtcy & comdty contracts intermed & brokerage	(E)	(D)	(D)	37	26	2	3	6	—	—	—	—	—
52312	Securities brokerage	259	5 548	21 725	35	25	1	3	6	—	—	—	—	—
523120	Securities brokerage	259	5 548	21 725	35	25	1	3	6	—	—	—	—	—

See footnotes at end of table.

**Table 6. Counties—Employees, Payroll, and Establishments by Industry: 2003—Con.**

[Excludes most government employees, railroad employees, and self-employed persons. Size class 1 to 4 includes establishments with payroll, but no employees, during mid-March pay period. (D) denotes figures withheld to avoid disclosing data for individual companies; the data are included in broader industry totals. Detailed industries with 100 or more employees are shown if industry was not a (D). For explanation of terms, abbreviations, and data reliability/comparability, see introductory text]

NAICS code	Industry	Number of employees for week including March 12	Payroll (\$1,000)		Total number of establishments	Number of establishments by employment-size class								
			First quarter	Annual		1 to 4	5 to 9	10 to 19	20 to 49	50 to 99	100 to 249	250 to 499	500 to 999	1,000 or more
<b>ESCAMBIA—Con.</b>														
<b>52 Finance &amp; insurance—Con.</b>														
524	Insurance carriers & related activities	(G)	(D)	(D)	155	104	28	10	8	3	2	—	—	—
5241	Insurance carriers	(E)	(D)	(D)	35	19	4	5	5	1	1	—	—	—
52411	Direct life, health, medical insurance carriers	363	2 600	10 592	18	9	2	1	4	1	1	—	—	—
524113	Direct life insurance carriers	268	1 498	6 084	13	7	1	1	3	—	1	—	—	—
52412	Other direct insurance carriers	(C)	(D)	(D)	17	10	2	4	1	—	—	—	—	—
5242	Agencies & other insurance related activities	837	6 819	31 018	120	85	24	5	3	2	1	—	—	—
52421	Insurance agencies & brokerages	500	4 769	20 214	108	78	21	5	3	1	—	—	—	—
524210	Insurance agencies & brokerages	500	4 769	20 214	108	78	21	5	3	1	—	—	—	—
52429	Other insurance related activities	337	2 050	10 804	12	7	3	—	—	1	1	—	—	—
<b>53</b>	<b>Real estate &amp; rental &amp; leasing</b>	<b>1 365</b>	<b>7 787</b>	<b>33 325</b>	<b>348</b>	<b>258</b>	<b>54</b>	<b>29</b>	<b>7</b>	<b>—</b>	<b>—</b>	<b>—</b>	<b>—</b>	<b>—</b>
531	Real estate	797	4 660	20 081	264	223	28	8	5	—	—	—	—	—
5311	Lessors of real estate	275	1 412	5 824	90	79	6	4	1	—	—	—	—	—
53111	Lessors of residential buildings & dwellings	143	685	2 750	36	29	3	3	1	—	—	—	—	—
531110	Lessors of residential buildings & dwellings	143	685	2 750	36	29	3	3	1	—	—	—	—	—
5312	Offices of real estate agents & brokers	277	1 618	6 775	98	84	11	—	3	—	—	—	—	—
53121	Offices of real estate agents & brokers	277	1 618	6 775	98	84	11	—	3	—	—	—	—	—
531210	Offices of real estate agents & brokers	277	1 618	6 775	98	84	11	—	3	—	—	—	—	—
5313	Activities related to real estate	245	1 630	7 482	76	60	11	4	1	—	—	—	—	—
53131	Real estate property managers	132	825	3 552	34	26	6	1	1	—	—	—	—	—
531311	Residential property managers	100	599	2 531	25	20	3	1	1	—	—	—	—	—
532	Rental & leasing services	568	3 127	13 244	84	35	26	21	2	—	—	—	—	—
5321	Automotive equipment rental & leasing	188	950	4 042	21	9	4	6	2	—	—	—	—	—
53211	Passenger car rental & leasing	127	624	2 562	13	6	2	3	2	—	—	—	—	—
5322	Consumer goods rental	251	1 101	4 786	43	17	16	10	—	—	—	—	—	—
53223	Video tape & disc rental	136	373	1 484	14	1	6	7	—	—	—	—	—	—
532230	Video tape & disc rental	136	373	1 484	14	1	6	7	—	—	—	—	—	—
5324	Commercial, industrial equip rental & leasing	104	854	3 648	15	7	3	5	—	—	—	—	—	—
<b>54</b>	<b>Professional, scientific &amp; technical services</b>	<b>5 555</b>	<b>49 019</b>	<b>223 917</b>	<b>715</b>	<b>473</b>	<b>106</b>	<b>73</b>	<b>43</b>	<b>15</b>	<b>4</b>	<b>1</b>	<b>—</b>	<b>—</b>
541	Professional, scientific & technical services	5 555	49 019	223 917	715	473	106	73	43	15	4	1	—	—
5411	Legal services	1 413	16 082	85 494	215	154	23	21	12	4	1	—	—	—
54111	Offices of lawyers	1 327	15 411	82 731	200	144	21	19	11	4	1	—	—	—
541110	Offices of lawyers	1 327	15 411	82 731	200	144	21	19	11	4	1	—	—	—
5412	Accounting, tax prep, bookkeep, payroll services	1 504	8 169	33 212	103	57	20	10	7	7	1	1	—	—
54121	Accounting, tax prep, bookkeep, payroll services	1 504	8 169	33 212	103	57	20	10	7	7	1	1	—	—
541211	Offices of certified public accountants	367	3 095	13 404	48	27	15	2	2	2	—	—	—	—
541213	Tax preparation services	279	550	1 141	16	6	1	5	1	3	—	—	—	—
541214	Payroll services	517	2 205	9 311	8	4	—	2	1	—	1	—	—	—
541219	Other accounting services	341	2 319	9 356	31	20	4	3	2	1	1	—	—	—
5413	Architectural, engineering & related services	1 064	10 318	44 356	122	66	28	14	11	1	2	—	—	—
54131	Architectural services	149	1 612	7 373	29	16	9	3	1	—	—	—	—	—
541310	Architectural services	149	1 612	7 373	29	16	9	3	1	—	—	—	—	—
54133	Engineering services	715	7 562	31 581	61	28	15	8	7	1	2	—	—	—
541330	Engineering services	715	7 562	31 581	61	28	15	8	7	1	2	—	—	—
5415	Computer systems design & related services	451	5 015	20 192	71	47	11	7	5	1	—	—	—	—
54151	Computer systems design & related services	451	5 015	20 192	71	47	11	7	5	1	—	—	—	—
541511	Custom computer programming services	131	1 221	4 905	26	19	3	2	2	—	—	—	—	—
541512	Computer systems design services	179	2 128	8 415	28	21	3	2	1	1	—	—	—	—
541513	Computer facilities management services	117	1 382	5 572	10	5	2	2	2	—	—	—	—	—
5416	Management, sci & tech consulting services	396	3 742	16 495	86	67	10	6	2	1	—	—	—	—
54161	Management consulting services	307	2 978	12 982	59	47	5	4	2	1	—	—	—	—
541611	Admin & gen management consulting services	102	1 424	6 334	30	24	3	2	1	—	—	—	—	—
541612	Human res & exec search consulting services	100	1 027	4 749	7	6	—	—	—	1	—	—	—	—
5417	Scientific R&D services	162	2 384	9 607	12	6	2	3	—	1	—	—	—	—
54171	R&D in physical, engineering & life sciences	(C)	(D)	(D)	10	4	2	3	—	1	—	—	—	—
5418	Advertising & related services	135	1 226	5 912	23	17	2	2	2	—	—	—	—	—
5419	Oth professional, scientific, technical services	381	1 864	7 712	65	44	8	9	4	—	—	—	—	—
54194	Veterinary services	233	1 274	5 328	28	13	6	7	2	—	—	—	—	—
541940	Veterinary services	233	1 274	5 328	28	13	6	7	2	—	—	—	—	—
<b>55</b>	<b>Management of companies &amp; enterprises</b>	<b>849</b>	<b>12 447</b>	<b>44 007</b>	<b>38</b>	<b>13</b>	<b>7</b>	<b>9</b>	<b>5</b>	<b>3</b>	<b>—</b>	<b>1</b>	<b>—</b>	<b>—</b>
551	Management of companies & enterprises	849	12 447	44 007	38	13	7	9	5	3	—	1	—	—
5511	Management of companies & enterprises	849	12 447	44 007	38	13	7	9	5	3	—	1	—	—
55111	Management of companies & enterprises	849	12 447	44 007	38	13	7	9	5	3	—	1	—	—
<b>56</b>	<b>Admin, support, waste mgt, remediation services</b>	<b>20 767</b>	<b>99 782</b>	<b>450 643</b>	<b>312</b>	<b>167</b>	<b>52</b>	<b>22</b>	<b>31</b>	<b>16</b>	<b>12</b>	<b>6</b>	<b>1</b>	<b>5</b>
561	Administrative & support services	20 613	98 450	445 263	299	161	47	22	30	15	12	6	1	5
5611	Office administrative services	379	2 518	12 368	15	6	2	2	3	1	1	—	—	—
56111	Office administrative services	379	2 518	12 368	15	6	2	2	3	1	1	—	—	—
561110	Office administrative services	379	2 518	12 368	15	6	2	2	3	1	1	—	—	—
5613	Employment services	15 542	79 247	366 613	43	16	2	2	4	5	4	5	1	4
56131	Employment placement agencies	(G)	(D)	(D)	10	7	—	1	1	—	—	—	—	1
56132	Temporary help services	(G)	(D)	(D)	23	6	2	1	3	5	4	2	—	—
56133	Employee leasing services	12 488	65 229	311 726	10	3	—	—	—	—	—	—	3	1
561330	Employee leasing services	12 488	65 229	311 726	10	3	—	—	—	—	—	—	3	1

See footnotes at end of table.

**Table 6. Counties—Employees, Payroll, and Establishments by Industry: 2003—Con.**

[Excludes most government employees, railroad employees, and self-employed persons. Size class 1 to 4 includes establishments with payroll, but no employees, during mid-March pay period. (D) denotes figures withheld to avoid disclosing data for individual companies; the data are included in broader industry totals. Detailed industries with 100 or more employees are shown if industry was not a (D). For explanation of terms, abbreviations, and data reliability/comparability, see introductory text]

NAICS code	Industry	Number of employees for week including March 12	Payroll (\$1,000)		Total number of establishments	Number of establishments by employment-size class										
			First quarter	Annual		1 to 4	5 to 9	10 to 19	20 to 49	50 to 99	100 to 249	250 to 499	500 to 999	1,000 or more		
<b>56</b>	<b>ESCAMBIA—Con.</b>															
	<b>Admin, support, waste mgt, remediation services—Con.</b>															
561	Administrative & support services—Con.															
5614	Business support services . . . . .	2 159	7 238	28 091	44	22	6	8	2	2	2	1	—	—	—	1
56141	Document preparation services . . . . .	131	509	2 182	8	4	1	1	1	1	—	—	—	—	—	—
561410	Document preparation services . . . . .	131	509	2 182	8	4	1	1	1	1	—	—	—	—	—	—
56142	Telephone call centers . . . . .	1 772	4 681	17 361	8	2	—	2	—	1	1	1	—	—	—	1
56145	Credit bureaus . . . . .	(C)	(D)	(D)	1	—	—	—	—	—	1	—	—	—	—	—
5615	Travel arrangement & reservation services . . . . .	(C)	(D)	(D)	17	11	4	—	2	—	—	—	—	—	—	—
5616	Investigation & security services . . . . .	681	3 051	12 395	23	9	4	2	4	3	1	—	—	—	—	—
56161	Investigation, guard & armored car services . . . . .	558	2 382	9 289	12	4	1	—	4	2	1	—	—	—	—	—
561612	Security guards & patrol services . . . . .	444	1 907	7 248	5	—	1	—	1	2	1	—	—	—	—	—
56162	Security systems services . . . . .	123	669	3 106	11	5	3	2	—	1	—	—	—	—	—	—
561621	Security systems services (except locksmiths) . . . . .	106	586	2 736	6	2	1	2	—	1	—	—	—	—	—	—
5617	Services to buildings & dwellings . . . . .	1 370	4 951	19 747	141	90	26	7	12	3	3	—	—	—	—	—
56171	Exterminating & pest control services . . . . .	142	1 024	4 189	18	9	4	3	2	—	—	—	—	—	—	—
561710	Exterminating & pest control services . . . . .	142	1 024	4 189	18	9	4	3	2	—	—	—	—	—	—	—
56172	Janitorial services . . . . .	759	2 050	7 968	47	26	11	1	5	1	3	—	—	—	—	—
561720	Janitorial services . . . . .	759	2 050	7 968	47	26	11	1	5	1	3	—	—	—	—	—
56173	Landscaping services . . . . .	401	1 550	6 194	59	43	7	3	4	2	—	—	—	—	—	—
561730	Landscaping services . . . . .	401	1 550	6 194	59	43	7	3	4	2	—	—	—	—	—	—
5619	Other support services . . . . .	369	822	3 300	13	5	2	1	3	1	1	—	—	—	—	—
56199	All other support services . . . . .	331	663	2 645	9	3	1	1	2	1	1	—	—	—	—	—
561990	All other support services . . . . .	331	663	2 645	9	3	1	1	2	1	1	—	—	—	—	—
562	Waste management & remediation services . . . . .	154	1 332	5 380	13	6	5	—	1	1	—	—	—	—	—	—
<b>61</b>	<b>Educational services . . . . .</b>	<b>3 837</b>	<b>9 994</b>	<b>52 081</b>	<b>75</b>	<b>26</b>	<b>17</b>	<b>12</b>	<b>12</b>	<b>6</b>	<b>—</b>	<b>1</b>	<b>—</b>	<b>—</b>	<b>—</b>	<b>1</b>
611	Educational services . . . . .	3 837	9 994	52 081	75	26	17	12	12	6	—	1	—	—	—	1
6111	Elementary & secondary schools . . . . .	3 425	7 924	43 042	26	3	2	5	10	4	—	1	—	—	—	1
61111	Elementary & secondary schools . . . . .	3 425	7 924	43 042	26	3	2	5	10	4	—	1	—	—	—	1
611110	Elementary & secondary schools . . . . .	3 425	7 924	43 042	26	3	2	5	10	4	—	1	—	—	—	1
6116	Other schools & instruction . . . . .	155	504	3 395	24	10	9	4	1	—	—	—	—	—	—	—
<b>62</b>	<b>Health care and social assistance . . . . .</b>	<b>18 740</b>	<b>137 470</b>	<b>592 503</b>	<b>692</b>	<b>258</b>	<b>177</b>	<b>128</b>	<b>75</b>	<b>25</b>	<b>19</b>	<b>5</b>	<b>2</b>	<b>3</b>		
621	Ambulatory health care services . . . . .	5 817	61 810	286 599	462	191	131	87	35	11	4	2	1	—	—	—
6211	Offices of physicians . . . . .	2 370	35 696	174 050	197	90	49	36	16	4	1	—	1	—	—	—
62111	Offices of physicians . . . . .	2 370	35 696	174 050	197	90	49	36	16	4	1	—	1	—	—	—
621111	Offices of physicians (exc mental health) . . . . .	2 351	35 575	173 569	189	83	49	35	16	4	1	—	1	—	—	—
6212	Offices of dentists . . . . .	839	6 902	32 625	109	25	49	31	4	—	—	—	—	—	—	—
62121	Offices of dentists . . . . .	839	6 902	32 625	109	25	49	31	4	—	—	—	—	—	—	—
621210	Offices of dentists . . . . .	839	6 902	32 625	109	25	49	31	4	—	—	—	—	—	—	—
6213	Offices of other health practitioners . . . . .	440	2 861	12 502	87	55	18	12	2	—	—	—	—	—	—	—
62131	Offices of chiropractors . . . . .	162	1 096	4 923	31	18	7	6	—	—	—	—	—	—	—	—
621310	Offices of chiropractors . . . . .	162	1 096	4 923	31	18	7	6	—	—	—	—	—	—	—	—
62134	Offices of PT, OT, speech therapy & audiology . . . . .	104	500	2 336	12	5	2	3	2	—	—	—	—	—	—	—
621340	Offices of PT, OT, speech therapy & audiology . . . . .	104	500	2 336	12	5	2	3	2	—	—	—	—	—	—	—
6214	Outpatient care centers . . . . .	730	7 841	31 105	21	5	5	3	6	1	—	1	—	—	—	—
62149	Other outpatient care centers . . . . .	704	7 744	30 759	18	5	3	2	6	1	—	1	—	—	—	—
621498	All other outpatient care centers . . . . .	470	6 199	24 474	7	3	1	—	2	—	—	1	—	—	—	—
6215	Medical & diagnostic laboratories . . . . .	169	2 163	10 072	15	7	4	1	2	1	—	—	—	—	—	—
62151	Medical & diagnostic laboratories . . . . .	169	2 163	10 072	15	7	4	1	2	1	—	—	—	—	—	—
6216	Home health care services . . . . .	1 116	5 617	23 510	21	5	2	2	4	4	3	1	—	—	—	—
62161	Home health care services . . . . .	1 116	5 617	23 510	21	5	2	2	4	4	3	1	—	—	—	—
621610	Home health care services . . . . .	1 116	5 617	23 510	21	5	2	2	4	4	3	1	—	—	—	—
6219	Other ambulatory health care services . . . . .	153	730	2 735	12	4	4	2	1	1	—	—	—	—	—	—
62199	All other ambulatory health care services . . . . .	(C)	(D)	(D)	10	4	2	2	1	1	—	—	—	—	—	—
621991	Blood & organ banks . . . . .	105	388	1 066	4	1	1	—	1	1	—	—	—	—	—	—
622	Hospitals . . . . .	(I)	(D)	(D)	6	2	—	—	—	—	—	—	1	—	—	3
6221	General medical & surgical hospitals . . . . .	5 925	46 532	187 324	4	—	—	—	—	—	—	—	1	—	—	3
62211	General medical & surgical hospitals . . . . .	5 925	46 532	187 324	4	—	—	—	—	—	—	—	1	—	—	3
622110	General medical & surgical hospitals . . . . .	5 925	46 532	187 324	4	—	—	—	—	—	—	—	1	—	—	3
623	Nursing & residential care facilities . . . . .	3 177	14 795	61 589	68	17	11	11	13	3	11	2	—	—	—	—
6231	Nursing care facilities . . . . .	1 549	7 814	33 530	12	1	1	—	—	1	9	—	—	—	—	—
62311	Nursing care facilities . . . . .	1 549	7 814	33 530	12	1	1	—	—	1	9	—	—	—	—	—
623110	Nursing care facilities . . . . .	1 549	7 814	33 530	12	1	1	—	—	1	9	—	—	—	—	—
6232	Residential mental retardation, health facil . . . . .	318	1 210	5 083	13	—	7	2	2	1	1	—	—	—	—	—
62321	Residential mental retardation facilities . . . . .	(E)	(D)	(D)	11	—	6	2	1	1	1	—	—	—	—	—
6233	Community care facilities for the elderly . . . . .	1 063	4 496	18 774	29	14	1	3	7	1	1	2	—	—	—	—
62331	Community care facilities for the elderly . . . . .	1 063	4 496	18 774	29	14	1	3	7	1	1	2	—	—	—	—
6239	Other residential care facilities . . . . .	247	1 275	4 202	14	2	2	6	4	—	—	—	—	—	—	—
62399	Other residential care facilities . . . . .	247	1 275	4 202	14	2	2	6	4	—	—	—	—	—	—	—
623990	Other residential care facilities . . . . .	247	1 275	4 202	14	2	2	6	4	—	—	—	—	—	—	—
624	Social assistance . . . . .	(H)	(D)	(D)	156	48	35	30	27	11	4	—	1	—	—	—
6241	Individual & family services . . . . .	2 145	8 938	35 141	58	24	9	10	5	7	2	—	1	—	—	—
62411	Child & youth services . . . . .	170	865	3 283	13	8	—	3	1	1	—	—	—	—	—	—
624110	Child & youth services . . . . .	170	865	3 283	13	8	—	3	1	1	—	—	—	—	—	—
62412	Services for elderly & disabled persons . . . . .	328	895	3 733	14	3	4	3	2	1	1	—	—	—	—	—
624120	Services for elderly & disabled persons . . . . .	328	895	3 733	14	3	4	3	2	1	1	—	—	—	—	—
62419	Other individual & family services . . . . .	1 647	7 178	28 125	31	13	5	4	2	5	1	—	1	—	—	—
624190	Other individual & family services . . . . .	1 647	7 178	28 125	31	13	5	4	2	5	1	—	1	—	—	—
6242	Community, emergency & other relief services . . . . .	(C)	(D)	(D)	17	5	7	3	2	—	—					

**Table 6. Counties—Employees, Payroll, and Establishments by Industry: 2003—Con.**

[Excludes most government employees, railroad employees, and self-employed persons. Size class 1 to 4 includes establishments with payroll, but no employees, during mid-March pay period. (D) denotes figures withheld to avoid disclosing data for individual companies; the data are included in broader industry totals. Detailed industries with 100 or more employees are shown if industry was not a (D). For explanation of terms, abbreviations, and data reliability/comparability, see introductory text]

NAICS code	Industry	Number of employees for week including March 12	Payroll (\$1,000)		Total number of establishments	Number of establishments by employment-size class								
			First quarter	Annual		1 to 4	5 to 9	10 to 19	20 to 49	50 to 99	100 to 249	250 to 499	500 to 999	1,000 or more
<b>ESCAMBIA—Con.</b>														
<b>62</b>	<b>Health care and social assistance—Con.</b>													
624	Social assistance—Con.													
6243	Vocational rehabilitation services .....	629	1 462	5 620	15	4	1	1	4	4	1	—	—	—
62431	Vocational rehabilitation services .....	629	1 462	5 620	15	4	1	1	4	4	1	—	—	—
624310	Vocational rehabilitation services .....	629	1 462	5 620	15	4	1	1	4	4	1	—	—	—
6244	Child day care services .....	910	3 132	12 948	66	15	18	16	16	—	1	—	—	—
62441	Child day care services .....	910	3 132	12 948	66	15	18	16	16	—	1	—	—	—
624410	Child day care services .....	910	3 132	12 948	66	15	18	16	16	—	1	—	—	—
<b>71</b>	<b>Arts, entertainment &amp; recreation .....</b>	<b>1 334</b>	<b>3 721</b>	<b>15 259</b>	<b>101</b>	<b>50</b>	<b>23</b>	<b>10</b>	<b>12</b>	<b>4</b>	<b>2</b>	<b>—</b>	<b>—</b>	<b>—</b>
711	Performing arts, spectator sports & related industries .....	491	1 535	5 732	29	15	8	3	—	1	2	—	—	—
7112	Spectator sports .....	(C)	(D)	(D)	3	1	—	1	—	—	1	—	—	—
71121	Spectator sports .....	(C)	(D)	(D)	3	1	—	1	—	—	1	—	—	—
7113	Promoters of entertainment events .....	283	858	2 988	9	4	1	2	—	1	1	—	—	—
71131	Promoters of entertainment events with facility .....	273	734	2 374	4	—	—	2	—	1	1	—	—	—
711310	Promoters of entertainment events with facility .....	273	734	2 374	4	—	—	2	—	1	1	—	—	—
713	Amusement, gambling & recreation industries .....	828	2 125	9 280	68	33	13	7	12	3	—	—	—	—
7139	Other amusement & recreation industries .....	725	1 811	7 890	60	29	12	6	10	3	—	—	—	—
71393	Marinas .....	102	256	1 225	7	3	2	1	—	1	—	—	—	—
713930	Marinas .....	102	256	1 225	7	3	2	1	—	1	—	—	—	—
71394	Fitness & recreational sports centers .....	387	877	3 599	27	11	5	4	5	2	—	—	—	—
713940	Fitness & recreational sports centers .....	387	877	3 599	27	11	5	4	5	2	—	—	—	—
<b>72</b>	<b>Accommodation &amp; food services .....</b>	<b>10 298</b>	<b>26 060</b>	<b>114 259</b>	<b>502</b>	<b>132</b>	<b>70</b>	<b>85</b>	<b>171</b>	<b>34</b>	<b>10</b>	<b>—</b>	<b>—</b>	<b>—</b>
721	Accommodation .....	987	3 007	12 813	49	14	4	8	20	3	—	—	—	—
7211	Traveler accommodation .....	(F)	(D)	(D)	48	13	4	8	20	3	—	—	—	—
72111	Hotels (exc casino hotels) & motels .....	(F)	(D)	(D)	47	12	4	8	20	3	—	—	—	—
722	Food services & drinking places .....	9 311	23 053	101 446	453	118	66	77	151	31	10	—	—	—
7221	Full-service restaurants .....	4 041	9 915	45 027	159	41	22	19	53	16	8	—	—	—
72211	Full-service restaurants .....	4 041	9 915	45 027	159	41	22	19	53	16	8	—	—	—
722110	Full-service restaurants .....	4 041	9 915	45 027	159	41	22	19	53	16	8	—	—	—
7222	Limited-service eating places .....	4 099	10 283	44 606	206	36	26	42	87	15	—	—	—	—
72221	Limited-service eating places .....	4 099	10 283	44 606	206	36	26	42	87	15	—	—	—	—
722211	Limited-service restaurants .....	3 584	9 058	38 318	180	29	20	36	84	11	—	—	—	—
722212	Cafeterias .....	350	970	4 974	9	1	2	—	3	3	—	—	—	—
722213	Snack & nonalcoholic beverage bars .....	165	255	1 314	17	6	4	6	—	1	—	—	—	—
7223	Special food services .....	634	1 782	7 078	21	8	3	3	5	—	2	—	—	—
72231	Food service contractors .....	576	1 610	6 326	13	4	—	3	4	—	2	—	—	—
722310	Food service contractors .....	576	1 610	6 326	13	4	—	3	4	—	2	—	—	—
7224	Drinking places (alcoholic beverages) .....	537	1 073	4 735	67	33	15	13	6	—	—	—	—	—
72241	Drinking places (alcoholic beverages) .....	537	1 073	4 735	67	33	15	13	6	—	—	—	—	—
722410	Drinking places (alcoholic beverages) .....	537	1 073	4 735	67	33	15	13	6	—	—	—	—	—
<b>81</b>	<b>Other services (except public administration) .....</b>	<b>5 337</b>	<b>20 742</b>	<b>90 260</b>	<b>742</b>	<b>441</b>	<b>164</b>	<b>80</b>	<b>47</b>	<b>7</b>	<b>3</b>	<b>—</b>	<b>—</b>	<b>—</b>
811	Repair & maintenance .....	1 403	6 940	32 952	237	154	52	17	13	—	1	—	—	—
8111	Automotive repair & maintenance .....	894	4 469	18 423	170	104	45	12	9	—	—	—	—	—
81111	Automotive mechanical & electrical R&M .....	385	2 079	8 655	88	56	26	4	2	—	—	—	—	—
811111	General automotive repair .....	294	1 643	6 759	70	46	19	4	1	—	—	—	—	—
81112	Automotive body, paint, interior & glass repair .....	327	1 781	7 228	53	30	12	7	4	—	—	—	—	—
811121	Automotive body, paint & interior R&M .....	300	1 548	6 357	46	25	10	7	4	—	—	—	—	—
81119	Other automotive R&M .....	182	609	2 540	29	18	7	1	3	—	—	—	—	—
8112	Electronic & precision equipment R&M .....	112	820	3 503	15	10	2	1	2	—	—	—	—	—
81121	Electronic & precision equipment R&M .....	112	820	3 503	15	10	2	1	2	—	—	—	—	—
8113	Commercial equipment (exc auto & elec) R&M .....	111	668	2 678	22	15	3	3	1	—	—	—	—	—
81131	Commercial equipment (exc auto & elec) R&M .....	111	668	2 678	22	15	3	3	1	—	—	—	—	—
811310	Commercial equipment (exc auto & elec) R&M .....	111	668	2 678	22	15	3	3	1	—	—	—	—	—
8114	Personal & household goods R&M .....	286	983	8 348	30	25	2	1	1	—	1	—	—	—
81141	Home, garden equipment & appliance R&M .....	(C)	(D)	(D)	7	5	—	—	1	—	1	—	—	—
812	Personal & laundry services .....	1 346	5 139	21 561	186	118	35	17	14	1	1	—	—	—
8121	Personal care services .....	500	1 657	7 032	94	60	21	9	4	—	—	—	—	—
81211	Hair, nail & skin care services .....	424	1 496	6 301	78	52	15	7	4	—	—	—	—	—
812112	Beauty salons .....	418	1 484	6 232	72	46	15	7	4	—	—	—	—	—
8122	Death care services .....	171	991	3 984	16	5	4	4	3	—	—	—	—	—
81221	Funeral homes .....	127	869	3 507	12	4	3	3	2	—	—	—	—	—
812210	Funeral homes .....	127	869	3 507	12	4	3	3	2	—	—	—	—	—
8123	Drycleaning & laundry services .....	553	2 019	8 392	42	27	4	3	6	1	1	—	—	—
81232	Drycleaning & laundry services (exc coin-op) .....	421	1 351	5 259	30	19	3	2	5	—	1	—	—	—
812320	Drycleaning & laundry services (exc coin-op) .....	421	1 351	5 259	30	19	3	2	5	—	1	—	—	—
8129	Other personal services .....	122	472	2 153	34	26	6	1	1	—	—	—	—	—

See footnotes at end of table.

**Table 6. Counties—Employees, Payroll, and Establishments by Industry: 2003—Con.**

[Excludes most government employees, railroad employees, and self-employed persons. Size class 1 to 4 includes establishments with payroll, but no employees, during mid-March pay period. (D) denotes figures withheld to avoid disclosing data for individual companies; the data are included in broader industry totals. Detailed industries with 100 or more employees are shown if industry was not a (D). For explanation of terms, abbreviations, and data reliability/comparability, see introductory text]

NAICS code	Industry	Number of employees for week including March 12	Payroll (\$1,000)		Total number of establishments	Number of establishments by employment-size class								
			First quarter	Annual		1 to 4	5 to 9	10 to 19	20 to 49	50 to 99	100 to 249	250 to 499	500 to 999	1,000 or more
<b>ESCAMBIA—Con.</b>														
<b>81</b>	<b>Other services (except public administration)—Con.</b>													
813	Religious, grantmaking, civic, prof & like organizations .....	2 588	8 663	35 747	319	169	77	46	20	6	1	—	—	—
8131	Religious organizations .....	1 995	6 052	25 325	213	102	56	33	16	5	1	—	—	—
81311	Religious organizations .....	1 995	6 052	25 325	213	102	56	33	16	5	1	—	—	—
813110	Religious organizations .....	1 995	6 052	25 325	213	102	56	33	16	5	1	—	—	—
8134	Civic & social organizations .....	195	510	2 088	30	18	5	5	2	—	—	—	—	—
81341	Civic & social organizations .....	195	510	2 088	30	18	5	5	2	—	—	—	—	—
813410	Civic & social organizations .....	195	510	2 088	30	18	5	5	2	—	—	—	—	—
8139	Business, labor, political, like organizations .....	346	1 719	6 981	64	41	14	6	2	1	—	—	—	—
81393	Labor unions & similar labor organizations .....	114	95	422	20	10	7	2	1	—	—	—	—	—
813930	Labor unions & similar labor organizations .....	114	95	422	20	10	7	2	1	—	—	—	—	—
81399	Oth similar organizations (exc business, prof, labor, pol) .....	126	570	2 381	28	20	4	3	1	—	—	—	—	—
813990	Oth similar organizations (exc business, prof, labor, pol) .....	126	570	2 381	28	20	4	3	1	—	—	—	—	—
<b>99</b>	<b>Unclassified establishments .....</b>	<b>(B)</b>	<b>(D)</b>	<b>(D)</b>	<b>20</b>	<b>17</b>	<b>3</b>	<b>—</b>	<b>—</b>	<b>—</b>	<b>—</b>	<b>—</b>	<b>—</b>	<b>—</b>
<b>FLAGLER</b>														
	<b>Total .....</b>	<b>12 241</b>	<b>76 598</b>	<b>332 237</b>	<b>1 358</b>	<b>919</b>	<b>217</b>	<b>118</b>	<b>74</b>	<b>14</b>	<b>10</b>	<b>4</b>	<b>2</b>	<b>—</b>
<b>11</b>	<b>Forestry, fishing, hunting, and agriculture support .....</b>	<b>(B)</b>	<b>(D)</b>	<b>(D)</b>	<b>2</b>	<b>—</b>	<b>—</b>	<b>2</b>	<b>—</b>	<b>—</b>	<b>—</b>	<b>—</b>	<b>—</b>	<b>—</b>
<b>21</b>	<b>Mining .....</b>	<b>(A)</b>	<b>(D)</b>	<b>(D)</b>	<b>1</b>	<b>1</b>	<b>—</b>	<b>—</b>	<b>—</b>	<b>—</b>	<b>—</b>	<b>—</b>	<b>—</b>	<b>—</b>
<b>22</b>	<b>Utilities .....</b>	<b>(B)</b>	<b>(D)</b>	<b>(D)</b>	<b>2</b>	<b>—</b>	<b>1</b>	<b>—</b>	<b>1</b>	<b>—</b>	<b>—</b>	<b>—</b>	<b>—</b>	<b>—</b>
<b>23</b>	<b>Construction .....</b>	<b>1 168</b>	<b>11 677</b>	<b>57 528</b>	<b>238</b>	<b>175</b>	<b>38</b>	<b>15</b>	<b>8</b>	<b>1</b>	<b>1</b>	<b>—</b>	<b>—</b>	<b>—</b>
236	Construction of Buildings .....	161	1 070	4 962	66	56	7	3	—	—	—	—	—	—
2361	Residential Building Construction .....	145	980	4 234	60	52	5	3	—	—	—	—	—	—
23611	Residential Building Construction .....	145	980	4 234	60	52	5	3	—	—	—	—	—	—
236115	New Single-Family Housing Construction (except Operative Builders) .....	123	719	3 548	43	36	4	3	—	—	—	—	—	—
237	Heavy and Civil Engineering Construction .....	322	6 652	32 247	21	14	4	1	1	—	1	—	—	—
2372	Land Subdivision .....	(C)	(D)	(D)	5	2	2	—	—	—	1	—	—	—
23721	Land Subdivision .....	(C)	(D)	(D)	5	2	2	—	—	—	1	—	—	—
238	Specialty Trade Contractors .....	685	3 955	20 319	151	105	27	11	7	1	—	—	—	—
2381	Foundation, Structure, and Building Exterior Contractors .....	208	1 099	5 762	41	28	6	4	3	—	—	—	—	—
23816	Roofing Contractors .....	106	613	2 838	7	2	1	1	3	—	—	—	—	—
238160	Roofing Contractors .....	106	613	2 838	7	2	1	1	3	—	—	—	—	—
2382	Building Equipment Contractors .....	246	1 522	8 113	38	19	12	3	4	—	—	—	—	—
23821	Electrical Contractors .....	141	855	4 126	17	6	7	1	3	—	—	—	—	—
238210	Electrical Contractors .....	141	855	4 126	17	6	7	1	3	—	—	—	—	—
23822	Plumbing, Heating, and Air-Conditioning Contractors .....	(C)	(D)	(D)	19	11	5	2	1	—	—	—	—	—
2389	Other Specialty Trade Contractors .....	160	976	4 586	29	20	4	4	—	1	—	—	—	—
23891	Site Preparation Contractors .....	131	787	3 762	16	10	2	3	—	1	—	—	—	—
238910	Site Preparation Contractors .....	131	787	3 762	16	10	2	3	—	1	—	—	—	—
<b>31-33</b>	<b>Manufacturing .....</b>	<b>1 660</b>	<b>14 466</b>	<b>57 063</b>	<b>51</b>	<b>26</b>	<b>11</b>	<b>2</b>	<b>7</b>	<b>2</b>	<b>1</b>	<b>1</b>	<b>1</b>	<b>—</b>
321	Wood product mfg .....	158	939	3 528	4	1	—	—	2	1	—	—	—	—
3212	Veneer, plywood & engineered wood product mfg .....	(C)	(D)	(D)	2	—	—	—	1	1	—	—	—	—
32121	Veneer, plywood & engineered wood product mfg .....	(C)	(D)	(D)	2	—	—	—	1	1	—	—	—	—
335	Electrical equip, appliance & component mfg .....	(C)	(D)	(D)	2	—	—	—	—	1	1	—	—	—
3359	Other electrical equipment & component mfg .....	(C)	(D)	(D)	2	—	—	—	—	1	1	—	—	—
33599	All oth electrical equipment & component mfg .....	(C)	(D)	(D)	1	—	—	—	—	—	1	—	—	—
336	Transportation equipment mfg .....	(G)	(D)	(D)	6	2	—	2	—	—	—	1	1	—
3366	Ship & boat building .....	(G)	(D)	(D)	5	2	—	1	—	—	—	1	1	—
33661	Ship & boat building .....	(G)	(D)	(D)	5	2	—	1	—	—	—	1	1	—
<b>42</b>	<b>Wholesale trade .....</b>	<b>320</b>	<b>3 031</b>	<b>13 967</b>	<b>51</b>	<b>35</b>	<b>8</b>	<b>5</b>	<b>2</b>	<b>—</b>	<b>1</b>	<b>—</b>	<b>—</b>	<b>—</b>
423	Merchant Wholesalers, Durable Goods .....	231	2 328	10 336	34	22	7	4	—	—	1	—	—	—
4236	Electrical and Electronic Goods Merchant Wholesalers .....	(C)	(D)	(D)	4	1	2	—	—	—	1	—	—	—
42361	Electrical Apparatus and Equipment, Wiring Supplies, and Related Equipme .....	(C)	(D)	(D)	3	1	1	—	—	—	1	—	—	—

See footnotes at end of table.



**Table 6. Counties—Employees, Payroll, and Establishments by Industry: 2003—Con.**

[Excludes most government employees, railroad employees, and self-employed persons. Size class 1 to 4 includes establishments with payroll, but no employees, during mid-March pay period. (D) denotes figures withheld to avoid disclosing data for individual companies; the data are included in broader industry totals. Detailed industries with 100 or more employees are shown if industry was not a (D). For explanation of terms, abbreviations, and data reliability/comparability, see introductory text]

NAICS code	Industry	Number of employees for week including March 12	Payroll (\$1,000)		Total number of establishments	Number of establishments by employment-size class								
			First quarter	Annual		1 to 4	5 to 9	10 to 19	20 to 49	50 to 99	100 to 249	250 to 499	500 to 999	1,000 or more
<b>FLAGLER—Con.</b>														
<b>44-45</b>	<b>Retail trade</b>	<b>1 892</b>	<b>8 789</b>	<b>38 502</b>	<b>175</b>	<b>107</b>	<b>40</b>	<b>15</b>	<b>8</b>	<b>2</b>	<b>2</b>	<b>1</b>	—	—
441	Motor vehicle & parts dealers	190	1 520	7 238	23	14	5	1	3	—	—	—	—	—
4411	Automobile dealers	133	1 193	5 786	12	8	1	—	3	—	—	—	—	—
44111	New car dealers	117	1 125	5 469	4	—	1	—	3	—	—	—	—	—
441110	New car dealers	117	1 125	5 469	4	—	1	—	3	—	—	—	—	—
445	Food & beverage stores	561	2 251	9 509	20	12	1	1	2	2	2	—	—	—
4451	Grocery stores	(F)	(D)	(D)	12	5	1	1	1	2	2	—	—	—
44511	Grocery (except convenience) stores	524	2 162	9 122	10	3	1	1	1	2	2	—	—	—
445110	Grocery (except convenience) stores	524	2 162	9 122	10	3	1	1	1	2	2	—	—	—
446	Health & personal care stores	122	608	2 770	15	8	3	3	1	—	—	—	—	—
4461	Health & personal care stores	122	608	2 770	15	8	3	3	1	—	—	—	—	—
447	Gasoline stations	152	555	2 452	19	4	9	6	—	—	—	—	—	—
4471	Gasoline stations	152	555	2 452	19	4	9	6	—	—	—	—	—	—
44711	Gasoline stations with convenience stores	(C)	(D)	(D)	18	3	9	6	—	—	—	—	—	—
452	General merchandise stores	(F)	(D)	(D)	6	1	3	1	—	—	—	1	—	—
4529	Other general merchandise stores	(F)	(D)	(D)	6	1	3	1	—	—	—	1	—	—
45291	Warehouse clubs & superstores	(E)	(D)	(D)	1	—	—	—	—	—	—	1	—	—
<b>48-49</b>	<b>Transportation &amp; warehousing</b>	<b>61</b>	<b>307</b>	<b>1 257</b>	<b>23</b>	<b>19</b>	<b>1</b>	<b>3</b>	—	—	—	—	—	—
<b>51</b>	<b>Information</b>	<b>114</b>	<b>1 003</b>	<b>3 494</b>	<b>16</b>	<b>9</b>	<b>3</b>	<b>2</b>	<b>2</b>	—	—	—	—	—
<b>52</b>	<b>Finance &amp; insurance</b>	<b>417</b>	<b>3 961</b>	<b>16 153</b>	<b>90</b>	<b>62</b>	<b>15</b>	<b>10</b>	<b>3</b>	—	—	—	—	—
522	Credit intermediation & related activities	267	2 234	8 765	41	23	8	7	3	—	—	—	—	—
5221	Depository credit intermediation	(C)	(D)	(D)	21	6	7	6	2	—	—	—	—	—
52211	Commercial banking	170	1 519	5 335	19	5	7	5	2	—	—	—	—	—
522110	Commercial banking	170	1 519	5 335	19	5	7	5	2	—	—	—	—	—
524	Insurance carriers & related activities	124	1 420	5 879	33	25	5	3	—	—	—	—	—	—
<b>53</b>	<b>Real estate &amp; rental &amp; leasing</b>	<b>252</b>	<b>1 840</b>	<b>10 013</b>	<b>110</b>	<b>96</b>	<b>9</b>	<b>5</b>	—	—	—	—	—	—
531	Real estate	210	1 725	9 276	102	91	8	3	—	—	—	—	—	—
5312	Offices of real estate agents & brokers	123	1 036	5 364	60	51	7	2	—	—	—	—	—	—
53121	Offices of real estate agents & brokers	123	1 036	5 364	60	51	7	2	—	—	—	—	—	—
531210	Offices of real estate agents & brokers	123	1 036	5 364	60	51	7	2	—	—	—	—	—	—
<b>54</b>	<b>Professional, scientific &amp; technical services</b>	<b>550</b>	<b>2 994</b>	<b>14 418</b>	<b>138</b>	<b>115</b>	<b>11</b>	<b>7</b>	<b>4</b>	—	<b>1</b>	—	—	—
541	Professional, scientific & technical services	550	2 994	14 418	138	115	11	7	4	—	1	—	—	—
5411	Legal services	138	861	4 542	25	18	3	2	2	—	—	—	—	—
5413	Architectural, engineering & related services	101	782	4 090	22	18	1	1	2	—	—	—	—	—
5416	Management, sci & tech consulting services	177	632	3 004	38	35	1	1	—	—	1	—	—	—
54161	Management consulting services	153	442	2 118	30	28	1	—	—	—	1	—	—	—
541611	Admin & gen management consulting services	137	394	1 818	18	16	1	—	—	—	1	—	—	—
<b>56</b>	<b>Admin, support, waste mgt, remediation services</b>	<b>1 491</b>	<b>8 579</b>	<b>34 039</b>	<b>89</b>	<b>62</b>	<b>12</b>	<b>10</b>	<b>3</b>	—	<b>1</b>	—	<b>1</b>	—
561	Administrative & support services	(G)	(D)	(D)	87	61	12	9	3	—	1	—	1	—
5617	Services to buildings & dwellings	382	1 818	8 062	63	43	11	7	1	—	1	—	—	—
56173	Landscaping services	250	1 293	5 580	29	19	6	2	1	—	1	—	—	—
561730	Landscaping services	250	1 293	5 580	29	19	6	2	1	—	1	—	—	—
5619	Other support services	(G)	(D)	(D)	5	3	—	—	1	—	—	—	1	—
56199	All other support services	(G)	(D)	(D)	5	3	—	—	1	—	—	—	1	—
<b>61</b>	<b>Educational services</b>	<b>(B)</b>	<b>(D)</b>	<b>(D)</b>	<b>7</b>	<b>5</b>	—	—	<b>2</b>	—	—	—	—	—
<b>62</b>	<b>Health care and social assistance</b>	<b>1 309</b>	<b>9 240</b>	<b>41 975</b>	<b>111</b>	<b>65</b>	<b>24</b>	<b>13</b>	<b>6</b>	—	<b>2</b>	<b>1</b>	—	—
621	Ambulatory health care services	484	4 102	19 262	87	52	20	11	4	—	—	—	—	—
6211	Offices of physicians	187	1 988	9 512	33	18	8	6	1	—	—	—	—	—
62111	Offices of physicians	187	1 988	9 512	33	18	8	6	1	—	—	—	—	—
6212	Offices of dentists	124	1 113	5 420	11	2	6	1	2	—	—	—	—	—
62121	Offices of dentists	124	1 113	5 420	11	2	6	1	2	—	—	—	—	—
621210	Offices of dentists	124	1 113	5 420	11	2	6	1	2	—	—	—	—	—
622	Hospitals	(E)	(D)	(D)	1	—	—	—	—	—	—	1	—	—
6221	General medical & surgical hospitals	(E)	(D)	(D)	1	—	—	—	—	—	—	1	—	—
62211	General medical & surgical hospitals	(E)	(D)	(D)	1	—	—	—	—	—	—	1	—	—
623	Nursing & residential care facilities	329	1 782	7 336	12	7	2	—	1	—	2	—	—	—
6231	Nursing care facilities	291	1 616	6 699	4	—	2	—	—	—	2	—	—	—
62311	Nursing care facilities	291	1 616	6 699	4	—	2	—	—	—	2	—	—	—
623110	Nursing care facilities	291	1 616	6 699	4	—	2	—	—	—	2	—	—	—
<b>71</b>	<b>Arts, entertainment &amp; recreation</b>	<b>336</b>	<b>1 393</b>	<b>5 447</b>	<b>19</b>	<b>8</b>	<b>4</b>	<b>1</b>	<b>5</b>	—	<b>1</b>	—	—	—
713	Amusement, gambling & recreation industries	(E)	(D)	(D)	15	4	4	1	5	—	1	—	—	—
7139	Other amusement & recreation industries	(E)	(D)	(D)	15	4	4	1	5	—	1	—	—	—
71391	Golf courses & country clubs	(E)	(D)	(D)	6	1	—	—	4	—	1	—	—	—

See footnotes at end of table.

**Table 6. Counties—Employees, Payroll, and Establishments by Industry: 2003—Con.**

[Excludes most government employees, railroad employees, and self-employed persons. Size class 1 to 4 includes establishments with payroll, but no employees, during mid-March pay period. (D) denotes figures withheld to avoid disclosing data for individual companies; the data are included in broader industry totals. Detailed industries with 100 or more employees are shown if industry was not a (D). For explanation of terms, abbreviations, and data reliability/comparability, see introductory text]

NAICS code	Industry	Number of employees for week including March 12	Payroll (\$1,000)		Total number of establishments	Number of establishments by employment-size class								
			First quarter	Annual		1 to 4	5 to 9	10 to 19	20 to 49	50 to 99	100 to 249	250 to 499	500 to 999	1,000 or more
<b>FLAGLER—Con.</b>														
<b>72</b>	<b>Accommodation &amp; food services</b>	<b>1 748</b>	<b>4 805</b>	<b>20 228</b>	<b>100</b>	<b>40</b>	<b>19</b>	<b>17</b>	<b>15</b>	<b>8</b>	—	<b>1</b>	—	—
721	Accommodation	452	1 858	7 713	16	7	4	1	3	—	—	1	—	—
7211	Traveler accommodation	(E)	(D)	(D)	12	5	2	1	3	—	—	1	—	—
72111	Hotels (exc casino hotels) & motels	432	1 783	7 344	11	4	2	1	3	—	—	1	—	—
721110	Hotels (exc casino hotels) & motels	432	1 783	7 344	11	4	2	1	3	—	—	1	—	—
722	Food services & drinking places	1 296	2 947	12 515	84	33	15	16	12	8	—	—	—	—
7221	Full-service restaurants	893	2 200	9 495	56	23	8	12	8	5	—	—	—	—
72211	Full-service restaurants	893	2 200	9 495	56	23	8	12	8	5	—	—	—	—
722110	Full-service restaurants	893	2 200	9 495	56	23	8	12	8	5	—	—	—	—
7222	Limited-service eating places	374	670	2 708	20	5	5	3	4	3	—	—	—	—
72221	Limited-service eating places	374	670	2 708	20	5	5	3	4	3	—	—	—	—
722211	Limited-service restaurants	354	629	2 525	17	4	4	2	4	3	—	—	—	—
<b>81</b>	<b>Other services (except public administration)</b>	<b>757</b>	<b>2 650</b>	<b>11 018</b>	<b>131</b>	<b>91</b>	<b>20</b>	<b>11</b>	<b>8</b>	<b>1</b>	—	—	—	—
811	Repair & maintenance	117	624	2 658	41	37	2	1	1	—	—	—	—	—
812	Personal & laundry services	180	618	2 614	35	22	10	1	2	—	—	—	—	—
813	Religious, grantmaking, civic, prof & like organizations	460	1 408	5 746	55	32	8	9	5	1	—	—	—	—
8131	Religious organizations	313	885	3 701	27	13	4	5	4	1	—	—	—	—
81311	Religious organizations	313	885	3 701	27	13	4	5	4	1	—	—	—	—
813110	Religious organizations	313	885	3 701	27	13	4	5	4	1	—	—	—	—
<b>99</b>	<b>Unclassified establishments</b>	<b>9</b>	<b>18</b>	<b>78</b>	<b>4</b>	<b>3</b>	<b>1</b>	—	—	—	—	—	—	—
<b>FRANKLIN</b>														
	<b>Total</b>	<b>2 229</b>	<b>11 102</b>	<b>47 998</b>	<b>362</b>	<b>218</b>	<b>79</b>	<b>39</b>	<b>22</b>	<b>4</b>	—	—	—	—
<b>11</b>	<b>Forestry, fishing, hunting, and agriculture support</b>	<b>(B)</b>	<b>(D)</b>	<b>(D)</b>	<b>4</b>	<b>3</b>	—	—	<b>1</b>	—	—	—	—	—
<b>22</b>	<b>Utilities</b>	<b>(B)</b>	<b>(D)</b>	<b>(D)</b>	<b>2</b>	—	<b>1</b>	<b>1</b>	—	—	—	—	—	—
<b>23</b>	<b>Construction</b>	<b>129</b>	<b>718</b>	<b>3 309</b>	<b>38</b>	<b>28</b>	<b>8</b>	<b>2</b>	—	—	—	—	—	—
<b>31-33</b>	<b>Manufacturing</b>	<b>78</b>	<b>479</b>	<b>1 744</b>	<b>7</b>	<b>5</b>	—	<b>1</b>	—	<b>1</b>	—	—	—	—
<b>42</b>	<b>Wholesale trade</b>	<b>214</b>	<b>1 022</b>	<b>3 705</b>	<b>24</b>	<b>9</b>	<b>10</b>	<b>1</b>	<b>4</b>	—	—	—	—	—
	Merchant Wholesalers, Nondurable Goods	191	890	3 196	19	7	7	1	4	—	—	—	—	—
4244	Grocery and Related Product Wholesalers	(C)	(D)	(D)	18	7	6	1	4	—	—	—	—	—
42446	Fish and Seafood Merchant Wholesalers	180	819	2 830	16	6	5	1	4	—	—	—	—	—
424460	Fish and Seafood Merchant Wholesalers	180	819	2 830	16	6	5	1	4	—	—	—	—	—
<b>44-45</b>	<b>Retail trade</b>	<b>423</b>	<b>1 742</b>	<b>7 649</b>	<b>71</b>	<b>39</b>	<b>22</b>	<b>6</b>	<b>3</b>	<b>1</b>	—	—	—	—
445	Food & beverage stores	117	434	1 845	13	8	2	1	1	1	—	—	—	—
4451	Grocery stores	109	413	1 732	9	4	2	1	1	1	—	—	—	—
44511	Grocery (except convenience) stores	109	413	1 732	9	4	2	1	1	1	—	—	—	—
445110	Grocery (except convenience) stores	109	413	1 732	9	4	2	1	1	1	—	—	—	—
<b>48-49</b>	<b>Transportation &amp; warehousing</b>	<b>41</b>	<b>134</b>	<b>638</b>	<b>10</b>	<b>8</b>	—	<b>2</b>	—	—	—	—	—	—
<b>51</b>	<b>Information</b>	<b>31</b>	<b>161</b>	<b>359</b>	<b>5</b>	<b>3</b>	—	<b>2</b>	—	—	—	—	—	—
<b>52</b>	<b>Finance &amp; insurance</b>	<b>134</b>	<b>1 040</b>	<b>4 490</b>	<b>16</b>	<b>6</b>	<b>7</b>	<b>1</b>	<b>2</b>	—	—	—	—	—
522	Credit intermediation & related activities	(C)	(D)	(D)	12	5	4	1	2	—	—	—	—	—
5221	Depository credit intermediation	(C)	(D)	(D)	10	3	4	1	2	—	—	—	—	—
52211	Commercial banking	(C)	(D)	(D)	10	3	4	1	2	—	—	—	—	—
<b>53</b>	<b>Real estate &amp; rental &amp; leasing</b>	<b>201</b>	<b>1 265</b>	<b>5 840</b>	<b>30</b>	<b>19</b>	<b>6</b>	<b>2</b>	<b>2</b>	<b>1</b>	—	—	—	—
531	Real estate	(C)	(D)	(D)	25	16	4	2	2	1	—	—	—	—
5312	Offices of real estate agents & brokers	138	940	4 386	16	9	3	2	1	1	—	—	—	—
53121	Offices of real estate agents & brokers	138	940	4 386	16	9	3	2	1	1	—	—	—	—
531210	Offices of real estate agents & brokers	138	940	4 386	16	9	3	2	1	1	—	—	—	—
<b>54</b>	<b>Professional, scientific &amp; technical services</b>	<b>73</b>	<b>616</b>	<b>2 711</b>	<b>31</b>	<b>25</b>	<b>4</b>	<b>2</b>	—	—	—	—	—	—
<b>56</b>	<b>Admin, support, waste mgt, remediation services</b>	<b>(B)</b>	<b>(D)</b>	<b>(D)</b>	<b>9</b>	<b>8</b>	—	<b>1</b>	—	—	—	—	—	—
<b>61</b>	<b>Educational services</b>	<b>(B)</b>	<b>(D)</b>	<b>(D)</b>	<b>7</b>	<b>6</b>	—	—	<b>1</b>	—	—	—	—	—
<b>62</b>	<b>Health care and social assistance</b>	<b>184</b>	<b>1 303</b>	<b>5 514</b>	<b>24</b>	<b>14</b>	<b>7</b>	<b>1</b>	<b>1</b>	<b>1</b>	—	—	—	—
<b>71</b>	<b>Arts, entertainment &amp; recreation</b>	<b>(B)</b>	<b>(D)</b>	<b>(D)</b>	<b>10</b>	<b>8</b>	<b>2</b>	—	—	—	—	—	—	—
<b>72</b>	<b>Accommodation &amp; food services</b>	<b>488</b>	<b>1 328</b>	<b>6 847</b>	<b>46</b>	<b>15</b>	<b>8</b>	<b>16</b>	<b>7</b>	—	—	—	—	—
721	Accommodation	180	555	2 480	16	4	3	8	1	—	—	—	—	—
7211	Traveler accommodation	(C)	(D)	(D)	13	3	2	7	1	—	—	—	—	—
72111	Hotels (exc casino hotels) & motels	151	462	2 040	12	3	1	7	1	—	—	—	—	—
721110	Hotels (exc casino hotels) & motels	151	462	2 040	12	3	1	7	1	—	—	—	—	—
722	Food services & drinking places	308	773	4 367	30	11	5	8	6	—	—	—	—	—
7221	Full-service restaurants	236	575	3 326	20	6	4	4	6	—	—	—	—	—
72211	Full-service restaurants	236	575	3 326	20	6	4	4	6	—	—	—	—	—
722110	Full-service restaurants	236	575	3 326	20	6	4	4	6	—	—	—	—	—
<b>81</b>	<b>Other services (except public administration)</b>	<b>92</b>	<b>382</b>	<b>1 522</b>	<b>26</b>	<b>20</b>	<b>4</b>	<b>1</b>	<b>1</b>	—	—	—	—	—
<b>99</b>	<b>Unclassified establishments</b>	<b>(A)</b>	<b>(D)</b>	<b>(D)</b>	<b>2</b>	<b>2</b>	—	—	—	—	—	—	—	—

See footnotes at end of table.

**Table 6. Counties—Employees, Payroll, and Establishments by Industry: 2003—Con.**

[Excludes most government employees, railroad employees, and self-employed persons. Size class 1 to 4 includes establishments with payroll, but no employees, during mid-March pay period. (D) denotes figures withheld to avoid disclosing data for individual companies; the data are included in broader industry totals. Detailed industries with 100 or more employees are shown if industry was not a (D). For explanation of terms, abbreviations, and data reliability/comparability, see introductory text]

NAICS code	Industry	Number of employees for week including March 12	Payroll (\$1,000)		Total number of establishments	Number of establishments by employment-size class								
			First quarter	Annual		1 to 4	5 to 9	10 to 19	20 to 49	50 to 99	100 to 249	250 to 499	500 to 999	1,000 or more
<b>GADSDEN</b>														
	<b>Total</b> .....	<b>9 465</b>	<b>59 078</b>	<b>234 879</b>	<b>585</b>	<b>334</b>	<b>120</b>	<b>60</b>	<b>45</b>	<b>9</b>	<b>12</b>	<b>4</b>	<b>-</b>	<b>1</b>
<b>11</b>	<b>Forestry, fishing, hunting, and agriculture support</b> .....	<b>(A)</b>	<b>(D)</b>	<b>(D)</b>	<b>3</b>	<b>3</b>	<b>-</b>	<b>-</b>	<b>-</b>	<b>-</b>	<b>-</b>	<b>-</b>	<b>-</b>	<b>-</b>
<b>21</b>	<b>Mining</b> .....	<b>(C)</b>	<b>(D)</b>	<b>(D)</b>	<b>3</b>	<b>1</b>	<b>-</b>	<b>1</b>	<b>-</b>	<b>-</b>	<b>1</b>	<b>-</b>	<b>-</b>	<b>-</b>
212	Mining (except oil & gas) .....	(C)	(D)	(D)	2	1	-	-	-	-	1	-	-	-
2123	Nonmetallic mineral mining & quarrying .....	(C)	(D)	(D)	2	1	-	-	-	-	1	-	-	-
21232	Sand, gravel, clay, refractory minerals mining .....	(C)	(D)	(D)	2	1	-	-	-	-	1	-	-	-
<b>22</b>	<b>Utilities</b> .....	<b>(B)</b>	<b>(D)</b>	<b>(D)</b>	<b>2</b>	<b>-</b>	<b>1</b>	<b>-</b>	<b>-</b>	<b>1</b>	<b>-</b>	<b>-</b>	<b>-</b>	<b>-</b>
<b>23</b>	<b>Construction</b> .....	<b>630</b>	<b>4 954</b>	<b>21 363</b>	<b>53</b>	<b>32</b>	<b>7</b>	<b>6</b>	<b>5</b>	<b>2</b>	<b>1</b>	<b>-</b>	<b>-</b>	<b>-</b>
236	Construction of Buildings .....	269	2 618	11 555	15	9	1	3	-	1	1	-	-	-
2362	Nonresidential Building Construction .....	240	2 511	11 052	5	1	-	2	-	1	1	-	-	-
23622	Commercial and Institutional Building Construction .....	240	2 511	11 052	5	1	-	2	-	1	1	-	-	-
236220	Commercial and Institutional Building Construction .....	240	2 511	11 052	5	1	-	2	-	1	1	-	-	-
237	Heavy and Civil Engineering Construction .....	173	1 161	5 417	5	1	-	1	2	1	-	-	-	-
238	Specialty Trade Contractors .....	188	1 175	4 391	33	22	6	2	3	-	-	-	-	-
<b>31-33</b>	<b>Manufacturing</b> .....	<b>1 423</b>	<b>10 551</b>	<b>41 279</b>	<b>34</b>	<b>11</b>	<b>7</b>	<b>5</b>	<b>3</b>	<b>3</b>	<b>3</b>	<b>2</b>	<b>-</b>	<b>-</b>
321	Wood product mfg .....	(E)	(D)	(D)	3	-	-	1	-	1	-	1	-	-
3212	Veneer, plywood & engineered wood product mfg .....	(E)	(D)	(D)	3	-	-	1	-	1	-	1	-	-
32121	Veneer, plywood & engineered wood product mfg .....	(E)	(D)	(D)	3	-	-	1	-	1	-	1	-	-
323	Printing & related support activities .....	(E)	(D)	(D)	3	1	-	-	-	1	-	1	-	-
3231	Printing & related support activities .....	(E)	(D)	(D)	3	1	-	-	-	1	-	1	-	-
32311	Printing .....	(E)	(D)	(D)	3	1	-	-	-	1	-	1	-	-
332	Fabricated metal product mfg .....	(C)	(D)	(D)	4	2	-	-	1	-	1	-	-	-
3323	Architectural & structural metals mfg .....	(C)	(D)	(D)	3	1	-	-	1	-	1	-	-	-
33231	Plate work & fabricated structural prod mfg .....	(C)	(D)	(D)	2	-	-	-	1	-	1	-	-	-
334	Computer & electronic product mfg .....	(C)	(D)	(D)	3	1	1	-	-	-	1	-	-	-
3344	Semiconductor & oth electronic component mfg .....	(C)	(D)	(D)	2	-	1	-	-	-	1	-	-	-
33441	Semiconductor & oth electronic component mfg .....	(C)	(D)	(D)	2	-	1	-	-	-	1	-	-	-
337	Furniture & related product mfg .....	312	1 660	6 505	6	3	-	1	-	1	1	-	-	-
3371	HH & institutional furniture & kitchen cabinet mfg .....	312	1 660	6 505	6	3	-	1	-	1	1	-	-	-
33712	Household & institutional furniture mfg .....	(E)	(D)	(D)	2	-	-	-	-	1	1	-	-	-
<b>42</b>	<b>Wholesale trade</b> .....	<b>698</b>	<b>4 754</b>	<b>16 296</b>	<b>25</b>	<b>10</b>	<b>9</b>	<b>1</b>	<b>2</b>	<b>1</b>	<b>1</b>	<b>1</b>	<b>-</b>	<b>-</b>
424	Merchant Wholesalers, Nondurable Goods .....	616	4 228	13 806	12	5	2	1	1	1	1	1	-	-
4244	Grocery and Related Product Wholesalers .....	269	2 930	8 585	5	1	1	1	-	1	1	-	-	-
42441	General Line Grocery Merchant Wholesalers .....	(C)	(D)	(D)	1	-	-	-	-	-	1	-	-	-
4249	Miscellaneous Nondurable Goods Merchant Wholesalers .....	(E)	(D)	(D)	3	2	-	-	-	-	-	1	-	-
42493	Flower, Nursery Stock, and Florists' Supplies Merchant Wholesalers .....	(E)	(D)	(D)	1	-	-	-	-	-	-	1	-	-
<b>44-45</b>	<b>Retail trade</b> .....	<b>1 210</b>	<b>5 282</b>	<b>22 129</b>	<b>134</b>	<b>66</b>	<b>38</b>	<b>21</b>	<b>6</b>	<b>1</b>	<b>2</b>	<b>-</b>	<b>-</b>	<b>-</b>
441	Motor vehicle & parts dealers .....	120	1 036	4 609	17	8	5	2	2	-	-	-	-	-
445	Food & beverage stores .....	328	1 040	4 353	32	17	8	3	3	-	1	-	-	-
4451	Grocery stores .....	303	971	4 009	24	12	5	3	3	-	1	-	-	-
44511	Grocery (except convenience) stores .....	246	821	3 343	11	4	2	1	3	-	1	-	-	-
445110	Grocery (except convenience) stores .....	246	821	3 343	11	4	2	1	3	-	1	-	-	-
447	Gasoline stations .....	230	885	3 764	28	14	8	5	-	1	-	-	-	-
4471	Gasoline stations .....	230	885	3 764	28	14	8	5	-	1	-	-	-	-
44711	Gasoline stations with convenience stores .....	132	435	1 806	22	10	8	4	-	-	-	-	-	-
447110	Gasoline stations with convenience stores .....	132	435	1 806	22	10	8	4	-	-	-	-	-	-
452	General merchandise stores .....	137	1 021	4 181	6	-	4	1	-	-	1	-	-	-
4529	Other general merchandise stores .....	237	1 021	4 181	6	-	4	1	-	-	1	-	-	-
45291	Warehouse clubs & superstores .....	(C)	(D)	(D)	1	-	-	-	-	-	1	-	-	-
<b>48-49</b>	<b>Transportation &amp; warehousing</b> .....	<b>129</b>	<b>824</b>	<b>3 546</b>	<b>18</b>	<b>12</b>	<b>3</b>	<b>-</b>	<b>3</b>	<b>-</b>	<b>-</b>	<b>-</b>	<b>-</b>	<b>-</b>
<b>51</b>	<b>Information</b> .....	<b>91</b>	<b>679</b>	<b>2 948</b>	<b>13</b>	<b>7</b>	<b>3</b>	<b>2</b>	<b>1</b>	<b>-</b>	<b>-</b>	<b>-</b>	<b>-</b>	<b>-</b>
<b>52</b>	<b>Finance &amp; insurance</b> .....	<b>160</b>	<b>1 351</b>	<b>4 807</b>	<b>28</b>	<b>21</b>	<b>4</b>	<b>1</b>	<b>2</b>	<b>-</b>	<b>-</b>	<b>-</b>	<b>-</b>	<b>-</b>
522	Credit intermediation & related activities .....	124	1 047	3 336	15	9	4	-	2	-	-	-	-	-
<b>53</b>	<b>Real estate &amp; rental &amp; leasing</b> .....	<b>56</b>	<b>265</b>	<b>1 343</b>	<b>25</b>	<b>22</b>	<b>2</b>	<b>1</b>	<b>-</b>	<b>-</b>	<b>-</b>	<b>-</b>	<b>-</b>	<b>-</b>
<b>54</b>	<b>Professional, scientific &amp; technical services</b> .....	<b>169</b>	<b>903</b>	<b>3 682</b>	<b>43</b>	<b>32</b>	<b>7</b>	<b>3</b>	<b>1</b>	<b>-</b>	<b>-</b>	<b>-</b>	<b>-</b>	<b>-</b>
541	Professional, scientific & technical services .....	169	903	3 682	43	32	7	3	1	-	-	-	-	-

See footnotes at end of table.

**Table 6. Counties—Employees, Payroll, and Establishments by Industry: 2003—Con.**

[Excludes most government employees, railroad employees, and self-employed persons. Size class 1 to 4 includes establishments with payroll, but no employees, during mid-March pay period. (D) denotes figures withheld to avoid disclosing data for individual companies; the data are included in broader industry totals. Detailed industries with 100 or more employees are shown if industry was not a (D). For explanation of terms, abbreviations, and data reliability/comparability, see introductory text]

NAICS code	Industry	Number of employees for week including March 12	Payroll (\$1,000)		Total number of establishments	Number of establishments by employment-size class								
			First quarter	Annual		1 to 4	5 to 9	10 to 19	20 to 49	50 to 99	100 to 249	250 to 499	500 to 999	1,000 or more
<b>GADSDEN—Con.</b>														
<b>56</b>	<b>Admin, support, waste mgt, remediation services</b>	<b>627</b>	<b>3 541</b>	<b>14 651</b>	<b>25</b>	<b>16</b>	<b>3</b>	<b>1</b>	<b>3</b>	—	<b>1</b>	<b>1</b>	—	—
561	Administrative & support services	(F)	(D)	(D)	24	15	3	1	3	—	1	1	—	—
5612	Facilities support services	(C)	(D)	(D)	1	—	—	—	—	—	1	—	—	—
56121	Facilities support services	(C)	(D)	(D)	1	—	—	—	—	—	1	—	—	—
5616	Investigation & security services	(E)	(D)	(D)	3	2	—	—	—	—	—	1	—	—
56161	Investigation, guard & armored car services	(E)	(D)	(D)	3	2	—	—	—	—	—	1	—	—
<b>61</b>	<b>Educational services</b>	<b>91</b>	<b>485</b>	<b>1 917</b>	<b>10</b>	<b>5</b>	<b>1</b>	<b>2</b>	<b>2</b>	—	—	—	—	—
<b>62</b>	<b>Health care and social assistance</b>	<b>3 259</b>	<b>20 839</b>	<b>81 763</b>	<b>58</b>	<b>28</b>	<b>13</b>	<b>5</b>	<b>7</b>	<b>1</b>	<b>3</b>	—	—	<b>1</b>
621	Ambulatory health care services	175	1 220	4 834	21	11	5	2	3	—	—	—	—	—
622	Hospitals	(G)	(D)	(D)	2	—	—	—	—	—	1	—	—	1
6221	General medical & surgical hospitals	(C)	(D)	(D)	1	—	—	—	—	—	1	—	—	—
62211	General medical & surgical hospitals	(C)	(D)	(D)	1	—	—	—	—	—	1	—	—	—
6222	Psychiatric & substance abuse hospitals	(G)	(D)	(D)	1	—	—	—	—	—	—	—	—	1
62221	Psychiatric & substance abuse hospitals	(G)	(D)	(D)	1	—	—	—	—	—	—	—	—	1
623	Nursing & residential care facilities	(E)	(D)	(D)	8	2	1	1	2	1	1	—	—	—
6231	Nursing care facilities	(C)	(D)	(D)	2	—	—	—	—	1	1	—	—	—
62311	Nursing care facilities	(C)	(D)	(D)	2	—	—	—	—	1	1	—	—	—
624	Social assistance	302	720	3 062	27	15	7	2	2	—	1	—	—	—
6243	Vocational rehabilitation services	(C)	(D)	(D)	2	—	1	—	—	—	1	—	—	—
62431	Vocational rehabilitation services	(C)	(D)	(D)	2	—	1	—	—	—	1	—	—	—
<b>71</b>	<b>Arts, entertainment &amp; recreation</b>	<b>(B)</b>	<b>(D)</b>	<b>(D)</b>	<b>3</b>	<b>1</b>	—	<b>1</b>	<b>1</b>	—	—	—	—	—
<b>72</b>	<b>Accommodation &amp; food services</b>	<b>323</b>	<b>756</b>	<b>3 419</b>	<b>37</b>	<b>19</b>	<b>6</b>	<b>5</b>	<b>7</b>	—	—	—	—	—
722	Food services & drinking places	291	674	3 106	30	15	4	4	7	—	—	—	—	—
7221	Full-service restaurants	102	219	937	11	3	3	3	2	—	—	—	—	—
72211	Full-service restaurants	102	219	937	11	3	3	3	2	—	—	—	—	—
722110	Full-service restaurants	102	219	937	11	3	3	3	2	—	—	—	—	—
7222	Limited-service eating places	157	345	1 679	11	6	—	—	5	—	—	—	—	—
72221	Limited-service eating places	157	345	1 679	11	6	—	—	5	—	—	—	—	—
722211	Limited-service restaurants	157	345	1 679	11	6	—	—	5	—	—	—	—	—
<b>81</b>	<b>Other services (except public administration)</b>	<b>294</b>	<b>923</b>	<b>3 929</b>	<b>69</b>	<b>46</b>	<b>16</b>	<b>5</b>	<b>2</b>	—	—	—	—	—
813	Religious, grantmaking, civic, prof & like organizations	173	364	1 656	39	24	10	4	1	—	—	—	—	—
8131	Religious organizations	154	311	1 420	33	20	8	4	1	—	—	—	—	—
81311	Religious organizations	154	311	1 420	33	20	8	4	1	—	—	—	—	—
813110	Religious organizations	154	311	1 420	33	20	8	4	1	—	—	—	—	—
<b>99</b>	<b>Unclassified establishments</b>	<b>(A)</b>	<b>(D)</b>	<b>(D)</b>	<b>2</b>	<b>2</b>	—	—	—	—	—	—	—	—
<b>GILCHRIST</b>														
	<b>Total</b>	<b>1 376</b>	<b>6 900</b>	<b>29 290</b>	<b>204</b>	<b>139</b>	<b>33</b>	<b>16</b>	<b>12</b>	<b>3</b>	<b>1</b>	—	—	—
<b>11</b>	<b>Forestry, fishing, hunting, and agriculture support</b>	<b>(B)</b>	<b>(D)</b>	<b>(D)</b>	<b>7</b>	<b>6</b>	—	—	<b>1</b>	—	—	—	—	—
<b>22</b>	<b>Utilities</b>	<b>(A)</b>	<b>(D)</b>	<b>(D)</b>	<b>2</b>	<b>1</b>	—	<b>1</b>	—	—	—	—	—	—
<b>23</b>	<b>Construction</b>	<b>74</b>	<b>323</b>	<b>1 286</b>	<b>27</b>	<b>23</b>	<b>2</b>	<b>2</b>	—	—	—	—	—	—
<b>31-33</b>	<b>Manufacturing</b>	<b>223</b>	<b>1 397</b>	<b>6 168</b>	<b>8</b>	<b>3</b>	<b>2</b>	—	<b>1</b>	<b>2</b>	—	—	—	—
312	Beverage & tobacco product mfg	(C)	(D)	(D)	2	—	—	—	—	2	—	—	—	—
3121	Beverage mfg	(C)	(D)	(D)	2	—	—	—	—	2	—	—	—	—
31211	Soft drink & ice mfg	(C)	(D)	(D)	2	—	—	—	—	2	—	—	—	—
<b>42</b>	<b>Wholesale trade</b>	<b>(B)</b>	<b>(D)</b>	<b>(D)</b>	<b>8</b>	<b>7</b>	<b>1</b>	—	—	—	—	—	—	—
<b>44-45</b>	<b>Retail trade</b>	<b>226</b>	<b>967</b>	<b>4 291</b>	<b>31</b>	<b>16</b>	<b>6</b>	<b>7</b>	<b>2</b>	—	—	—	—	—
<b>48-49</b>	<b>Transportation &amp; warehousing</b>	<b>11</b>	<b>61</b>	<b>318</b>	<b>7</b>	<b>7</b>	—	—	—	—	—	—	—	—
<b>51</b>	<b>Information</b>	<b>(A)</b>	<b>(D)</b>	<b>(D)</b>	<b>3</b>	<b>1</b>	<b>2</b>	—	—	—	—	—	—	—
<b>52</b>	<b>Finance &amp; insurance</b>	<b>44</b>	<b>294</b>	<b>1 142</b>	<b>5</b>	<b>3</b>	—	<b>1</b>	<b>1</b>	—	—	—	—	—
<b>53</b>	<b>Real estate &amp; rental &amp; leasing</b>	<b>32</b>	<b>195</b>	<b>653</b>	<b>7</b>	<b>5</b>	<b>1</b>	<b>1</b>	—	—	—	—	—	—
<b>54</b>	<b>Professional, scientific &amp; technical services</b>	<b>50</b>	<b>241</b>	<b>1 121</b>	<b>22</b>	<b>19</b>	<b>3</b>	—	—	—	—	—	—	—
<b>56</b>	<b>Admin, support, waste mgt, remediation services</b>	<b>(B)</b>	<b>(D)</b>	<b>(D)</b>	<b>12</b>	<b>9</b>	<b>3</b>	—	—	—	—	—	—	—
<b>61</b>	<b>Educational services</b>	<b>(A)</b>	<b>(D)</b>	<b>(D)</b>	<b>2</b>	<b>1</b>	<b>1</b>	—	—	—	—	—	—	—
<b>62</b>	<b>Health care and social assistance</b>	<b>352</b>	<b>2 329</b>	<b>9 178</b>	<b>21</b>	<b>9</b>	<b>5</b>	<b>2</b>	<b>3</b>	<b>1</b>	<b>1</b>	—	—	—
623	Nursing & residential care facilities	(C)	(D)	(D)	3	1	—	—	—	1	1	—	—	—
6231	Nursing care facilities	(C)	(D)	(D)	2	—	—	—	—	1	1	—	—	—
62311	Nursing care facilities	(C)	(D)	(D)	2	—	—	—	—	1	1	—	—	—
<b>71</b>	<b>Arts, entertainment &amp; recreation</b>	<b>(A)</b>	<b>(D)</b>	<b>(D)</b>	<b>2</b>	<b>2</b>	—	—	—	—	—	—	—	—
<b>72</b>	<b>Accommodation &amp; food services</b>	<b>176</b>	<b>312</b>	<b>1 308</b>	<b>16</b>	<b>7</b>	<b>4</b>	<b>1</b>	<b>4</b>	—	—	—	—	—
722	Food services & drinking places	(C)	(D)	(D)	15	6	4	1	4	—	—	—	—	—
<b>81</b>	<b>Other services (except public administration)</b>	<b>74</b>	<b>212</b>	<b>908</b>	<b>22</b>	<b>18</b>	<b>3</b>	<b>1</b>	—	—	—	—	—	—
<b>99</b>	<b>Unclassified establishments</b>	<b>(A)</b>	<b>(D)</b>	<b>(D)</b>	<b>2</b>	<b>2</b>	—	—	—	—	—	—	—	—

See footnotes at end of table.

**Table 6. Counties—Employees, Payroll, and Establishments by Industry: 2003—Con.**

[Excludes most government employees, railroad employees, and self-employed persons. Size class 1 to 4 includes establishments with payroll, but no employees, during mid-March pay period. (D) denotes figures withheld to avoid disclosing data for individual companies; the data are included in broader industry totals. Detailed industries with 100 or more employees are shown if industry was not a (D). For explanation of terms, abbreviations, and data reliability/comparability, see introductory text]

NAICS code	Industry	Number of employees for week including March 12	Payroll (\$1,000)		Total number of establishments	Number of establishments by employment-size class									
			First quarter	Annual		1 to 4	5 to 9	10 to 19	20 to 49	50 to 99	100 to 249	250 to 499	500 to 999	1,000 or more	
<b>GLADES</b>															
	<b>Total</b> .....	<b>682</b>	<b>4 194</b>	<b>17 658</b>	<b>76</b>	<b>46</b>	<b>16</b>	<b>7</b>	<b>6</b>	<b>-</b>	<b>1</b>	<b>-</b>	<b>-</b>	<b>-</b>	
11	Forestry, fishing, hunting, and agriculture support .....	(A)	(D)	(D)	2	1	1	-	-	-	-	-	-	-	
22	Utilities .....	(B)	(D)	(D)	2	1	-	-	1	-	-	-	-	-	
23	Construction .....	47	308	1 451	10	9	-	-	1	-	-	-	-	-	
31-33	Manufacturing .....	62	600	2 351	4	1	-	2	1	-	-	-	-	-	
42	Wholesale trade .....	(A)	(D)	(D)	2	2	-	-	-	-	-	-	-	-	
44-45	Retail trade .....	64	202	837	11	7	3	-	1	-	-	-	-	-	
48-49	Transportation & warehousing .....	(B)	(D)	(D)	3	1	1	-	1	-	-	-	-	-	
51	Information .....	(A)	(D)	(D)	1	1	-	-	-	-	-	-	-	-	
52	Finance & insurance .....	(A)	(D)	(D)	2	-	2	-	-	-	-	-	-	-	
53	Real estate & rental & leasing .....	(A)	(D)	(D)	2	1	-	1	-	-	-	-	-	-	
56	Admin. support, waste mgt, remediation services .....	(C)	(D)	(D)	7	3	3	-	-	-	1	-	-	-	
561	Administrative & support services .....	(C)	(D)	(D)	7	3	3	-	-	-	1	-	-	-	
5616	Investigation & security services .....	(C)	(D)	(D)	1	-	-	-	-	-	1	-	-	-	
56161	Investigation, guard & armored car services ..	(C)	(D)	(D)	1	-	-	-	-	-	1	-	-	-	
62	Health care and social assistance .....	(B)	(D)	(D)	5	2	1	2	-	-	-	-	-	-	
71	Arts, entertainment & recreation .....	(A)	(D)	(D)	4	3	1	-	-	-	-	-	-	-	
72	Accommodation & food services .....	76	207	838	13	7	3	2	1	-	-	-	-	-	
81	Other services (except public administration) .....	(B)	(D)	(D)	7	6	1	-	-	-	-	-	-	-	
99	Unclassified establishments .....	(A)	(D)	(D)	1	1	-	-	-	-	-	-	-	-	
<b>GULF</b>															
	<b>Total</b> .....	<b>2 285</b>	<b>12 849</b>	<b>54 886</b>	<b>285</b>	<b>168</b>	<b>66</b>	<b>27</b>	<b>14</b>	<b>8</b>	<b>2</b>	<b>-</b>	<b>-</b>	<b>-</b>	
11	Forestry, fishing, hunting, and agriculture support .....	60	706	2 086	5	2	1	1	1	-	-	-	-	-	
22	Utilities .....	56	644	2 501	4	-	2	1	1	-	-	-	-	-	
23	Construction .....	162	831	3 992	39	24	9	6	-	-	-	-	-	-	
31-33	Manufacturing .....	221	1 985	7 944	9	5	-	1	-	3	-	-	-	-	
42	Wholesale trade .....	(B)	(D)	(D)	7	5	2	-	-	-	-	-	-	-	
44-45	Retail trade .....	359	1 257	5 518	54	29	18	4	2	1	-	-	-	-	
445	Food & beverage stores .....	162	417	1 910	9	5	1	-	2	1	-	-	-	-	
4451	Grocery stores .....	(C)	(D)	(D)	4	1	1	-	1	1	-	-	-	-	
44511	Grocery (except convenience) stores .....	119	368	1 762	3	-	1	-	1	1	-	-	-	-	
445110	Grocery (except convenience) stores .....	119	368	1 762	3	-	1	-	1	1	-	-	-	-	
48-49	Transportation & warehousing .....	(B)	(D)	(D)	9	8	-	1	-	-	-	-	-	-	
51	Information .....	(C)	(D)	(D)	7	5	1	-	-	1	-	-	-	-	
517	Telecommunications .....	(C)	(D)	(D)	5	3	1	-	-	1	-	-	-	-	
5171	Wired Telecommunications Carriers .....	(C)	(D)	(D)	3	2	-	-	-	1	-	-	-	-	
51711	Wired Telecommunications Carriers .....	(C)	(D)	(D)	3	2	-	-	-	1	-	-	-	-	
52	Finance & insurance .....	97	662	3 023	13	7	2	2	2	-	-	-	-	-	
53	Real estate & rental & leasing .....	(B)	(D)	(D)	16	13	3	-	-	-	-	-	-	-	
54	Professional, scientific & technical services .....	131	929	4 446	23	14	6	2	-	1	-	-	-	-	
541	Professional, scientific & technical services .....	131	929	4 446	23	14	6	2	-	1	-	-	-	-	
55	Management of companies & enterprises ..	(A)	(D)	(D)	2	2	-	-	-	-	-	-	-	-	
56	Admin. support, waste mgt, remediation services .....	76	579	2 204	13	8	2	2	1	-	-	-	-	-	
61	Educational services .....	(B)	(D)	(D)	2	1	-	-	-	1	-	-	-	-	
62	Health care and social assistance .....	428	2 267	8 686	25	10	8	3	1	2	1	-	-	-	
621	Ambulatory health care services .....	152	793	3 295	18	8	7	2	-	1	-	-	-	-	
623	Nursing & residential care facilities .....	(C)	(D)	(D)	1	-	-	-	-	1	-	-	-	-	
6231	Nursing care facilities .....	(C)	(D)	(D)	1	-	-	-	-	1	-	-	-	-	
62311	Nursing care facilities .....	(C)	(D)	(D)	1	-	-	-	-	1	-	-	-	-	
71	Arts, entertainment & recreation .....	(B)	(D)	(D)	4	2	-	1	1	-	-	-	-	-	
72	Accommodation & food services .....	230	641	2 586	23	10	6	2	5	-	-	-	-	-	
722	Food services & drinking places .....	(C)	(D)	(D)	19	7	6	2	4	-	-	-	-	-	
81	Other services (except public administration) .....	110	396	1 578	30	23	6	1	-	-	-	-	-	-	

See footnotes at end of table.

**Table 6. Counties—Employees, Payroll, and Establishments by Industry: 2003—Con.**

[Excludes most government employees, railroad employees, and self-employed persons. Size class 1 to 4 includes establishments with payroll, but no employees, during mid-March pay period. (D) denotes figures withheld to avoid disclosing data for individual companies; the data are included in broader industry totals. Detailed industries with 100 or more employees are shown if industry was not a (D). For explanation of terms, abbreviations, and data reliability/comparability, see introductory text]

NAICS code	Industry	Number of employees for week including March 12	Payroll (\$1,000)		Total number of establishments	Number of establishments by employment-size class								
			First quarter	Annual		1 to 4	5 to 9	10 to 19	20 to 49	50 to 99	100 to 249	250 to 499	500 to 999	1,000 or more
<b>HAMILTON</b>														
	<b>Total</b> .....	<b>1 776</b>	<b>11 841</b>	<b>55 453</b>	<b>181</b>	<b>118</b>	<b>34</b>	<b>15</b>	<b>9</b>	<b>2</b>	<b>2</b>	<b>1</b>	-	-
<b>11</b>	<b>Forestry, fishing, hunting, and agriculture support</b> .....	(A)	(D)	(D)	4	4	-	-	-	-	-	-	-	-
<b>21</b>	<b>Mining</b> .....	(C)	(D)	(D)	1	-	-	-	-	-	1	-	-	-
212	Mining (except oil & gas) .....	(C)	(D)	(D)	1	-	-	-	-	-	1	-	-	-
2123	Nonmetallic mineral mining & quarrying .....	(C)	(D)	(D)	1	-	-	-	-	-	1	-	-	-
21239	Other nonmetallic mineral mining & quarrying .....	(C)	(D)	(D)	1	-	-	-	-	-	1	-	-	-
<b>22</b>	<b>Utilities</b> .....	(A)	(D)	(D)	1	-	1	-	-	-	-	-	-	-
<b>23</b>	<b>Construction</b> .....	<b>124</b>	<b>687</b>	<b>2 484</b>	<b>17</b>	<b>10</b>	<b>2</b>	<b>4</b>	<b>1</b>	-	-	-	-	-
<b>31-33</b>	<b>Manufacturing</b> .....	(E)	(D)	(D)	3	2	-	-	-	-	-	1	-	-
325	Chemical mfg .....	(E)	(D)	(D)	1	-	-	-	-	-	-	1	-	-
3253	Pesticide, fertilizer & oth ag chemical mfg .....	(E)	(D)	(D)	1	-	-	-	-	-	-	1	-	-
32531	Fertilizer mfg .....	(E)	(D)	(D)	1	-	-	-	-	-	-	1	-	-
<b>42</b>	<b>Wholesale trade</b> .....	(A)	(D)	(D)	5	4	1	-	-	-	-	-	-	-
<b>44-45</b>	<b>Retail trade</b> .....	<b>347</b>	<b>1 496</b>	<b>6 699</b>	<b>48</b>	<b>27</b>	<b>12</b>	<b>7</b>	<b>1</b>	<b>1</b>	-	-	-	-
447	Gasoline stations .....	122	438	1 904	18	8	6	4	-	-	-	-	-	-
4471	Gasoline stations .....	122	438	1 904	18	8	6	4	-	-	-	-	-	-
44711	Gasoline stations with convenience stores .....	(C)	(D)	(D)	16	7	6	3	-	-	-	-	-	-
<b>48-49</b>	<b>Transportation &amp; warehousing</b> .....	<b>57</b>	<b>413</b>	<b>1 796</b>	<b>12</b>	<b>11</b>	-	-	<b>1</b>	-	-	-	-	-
<b>51</b>	<b>Information</b> .....	(B)	(D)	(D)	4	2	1	-	1	-	-	-	-	-
<b>52</b>	<b>Finance &amp; insurance</b> .....	(A)	(D)	(D)	6	6	-	-	-	-	-	-	-	-
<b>53</b>	<b>Real estate &amp; rental &amp; leasing</b> .....	(A)	(D)	(D)	4	4	-	-	-	-	-	-	-	-
<b>54</b>	<b>Professional, scientific &amp; technical services</b> .....	(A)	(D)	(D)	8	7	1	-	-	-	-	-	-	-
<b>56</b>	<b>Admin, support, waste mgt, remediation services</b> .....	(A)	(D)	(D)	2	2	-	-	-	-	-	-	-	-
<b>61</b>	<b>Educational services</b> .....	(A)	(D)	(D)	2	1	-	1	-	-	-	-	-	-
<b>62</b>	<b>Health care and social assistance</b> .....	<b>341</b>	<b>1 828</b>	<b>7 620</b>	<b>21</b>	<b>9</b>	<b>5</b>	<b>2</b>	<b>3</b>	<b>1</b>	<b>1</b>	-	-	-
623	Nursing & residential care facilities .....	(C)	(D)	(D)	4	1	-	-	2	-	1	-	-	-
6231	Nursing care facilities .....	(C)	(D)	(D)	1	-	-	-	-	-	1	-	-	-
62311	Nursing care facilities .....	(C)	(D)	(D)	1	-	-	-	-	-	1	-	-	-
<b>72</b>	<b>Accommodation &amp; food services</b> .....	<b>121</b>	<b>217</b>	<b>997</b>	<b>21</b>	<b>12</b>	<b>6</b>	<b>1</b>	<b>2</b>	-	-	-	-	-
722	Food services & drinking places .....	(C)	(D)	(D)	15	8	4	1	2	-	-	-	-	-
<b>81</b>	<b>Other services (except public administration)</b> .....	(B)	(D)	(D)	22	17	5	-	-	-	-	-	-	-
<b>HARDEE</b>														
	<b>Total</b> .....	<b>4 083</b>	<b>23 659</b>	<b>100 067</b>	<b>405</b>	<b>224</b>	<b>87</b>	<b>57</b>	<b>23</b>	<b>9</b>	<b>3</b>	<b>2</b>	-	-
<b>11</b>	<b>Forestry, fishing, hunting, and agriculture support</b> .....	(B)	(D)	(D)	12	9	2	1	-	-	-	-	-	-
<b>21</b>	<b>Mining</b> .....	(C)	(D)	(D)	3	2	-	-	-	-	1	-	-	-
212	Mining (except oil & gas) .....	(C)	(D)	(D)	1	-	-	-	-	-	1	-	-	-
2123	Nonmetallic mineral mining & quarrying .....	(C)	(D)	(D)	1	-	-	-	-	-	1	-	-	-
21239	Other nonmetallic mineral mining & quarrying .....	(C)	(D)	(D)	1	-	-	-	-	-	1	-	-	-
<b>22</b>	<b>Utilities</b> .....	(C)	(D)	(D)	2	-	-	-	1	1	-	-	-	-
221	Utilities .....	(C)	(D)	(D)	2	-	-	-	1	1	-	-	-	-
2211	Elec pwr generation, transmsn & distribution .....	(C)	(D)	(D)	2	-	-	-	1	1	-	-	-	-
<b>23</b>	<b>Construction</b> .....	<b>129</b>	<b>591</b>	<b>1 744</b>	<b>21</b>	<b>11</b>	<b>6</b>	<b>2</b>	<b>2</b>	-	-	-	-	-
<b>31-33</b>	<b>Manufacturing</b> .....	(C)	(D)	(D)	14	8	3	-	2	1	-	-	-	-
<b>42</b>	<b>Wholesale trade</b> .....	<b>170</b>	<b>1 340</b>	<b>7 854</b>	<b>22</b>	<b>8</b>	<b>7</b>	<b>5</b>	<b>2</b>	-	-	-	-	-
424	Merchant Wholesalers, Nondurable Goods .....	(C)	(D)	(D)	16	6	6	3	1	-	-	-	-	-
<b>44-45</b>	<b>Retail trade</b> .....	<b>883</b>	<b>4 020</b>	<b>16 839</b>	<b>84</b>	<b>46</b>	<b>20</b>	<b>13</b>	<b>1</b>	<b>3</b>	-	<b>1</b>	-	-
441	Motor vehicle & parts dealers .....	193	1 317	5 339	18	9	5	2	1	1	-	-	-	-
4411	Automobile dealers .....	158	1 146	4 583	11	6	2	1	1	1	-	-	-	-
44111	New car dealers .....	(C)	(D)	(D)	3	1	-	-	1	1	-	-	-	-
445	Food & beverage stores .....	206	663	2 631	17	10	3	2	-	2	-	-	-	-
4451	Grocery stores .....	(C)	(D)	(D)	15	8	3	2	-	2	-	-	-	-
44511	Grocery (except convenience) stores .....	180	594	2 417	9	4	1	2	-	2	-	-	-	-
445110	Grocery (except convenience) stores .....	180	594	2 417	9	4	1	2	-	2	-	-	-	-
452	General merchandise stores .....	(E)	(D)	(D)	3	-	2	-	-	-	-	1	-	-
4529	Other general merchandise stores .....	(E)	(D)	(D)	3	-	2	-	-	-	-	1	-	-
45291	Warehouse clubs & superstores .....	(E)	(D)	(D)	1	-	-	-	-	-	-	1	-	-
<b>48-49</b>	<b>Transportation &amp; warehousing</b> .....	<b>59</b>	<b>733</b>	<b>2 894</b>	<b>13</b>	<b>11</b>	<b>1</b>	-	<b>1</b>	-	-	-	-	-
<b>51</b>	<b>Information</b> .....	(B)	(D)	(D)	5	2	1	2	-	-	-	-	-	-

See footnotes at end of table.

**Table 6. Counties—Employees, Payroll, and Establishments by Industry: 2003—Con.**

[Excludes most government employees, railroad employees, and self-employed persons. Size class 1 to 4 includes establishments with payroll, but no employees, during mid-March pay period. (D) denotes figures withheld to avoid disclosing data for individual companies; the data are included in broader industry totals. Detailed industries with 100 or more employees are shown if industry was not a (D). For explanation of terms, abbreviations, and data reliability/comparability, see introductory text]

NAICS code	Industry	Number of employees for week including March 12	Payroll (\$1,000)		Total number of establishments	Number of establishments by employment-size class								
			First quarter	Annual		1 to 4	5 to 9	10 to 19	20 to 49	50 to 99	100 to 249	250 to 499	500 to 999	1,000 or more
<b>HARDEE—Con.</b>														
<b>52</b>	<b>Finance &amp; insurance</b> .....	<b>184</b>	<b>1 338</b>	<b>5 741</b>	<b>17</b>	<b>10</b>	<b>4</b>	<b>1</b>	<b>1</b>	<b>1</b>	—	—	—	—
522	Credit intermediation & related activities .....	166	1 284	5 501	8	2	3	1	1	1	—	—	—	—
5221	Depository credit intermediation .....	(C)	(D)	(D)	6	1	3	—	1	1	—	—	—	—
52211	Commercial banking .....	144	1 137	4 907	5	1	2	—	1	1	—	—	—	—
522110	Commercial banking .....	144	1 137	4 907	5	1	2	—	1	1	—	—	—	—
<b>53</b>	<b>Real estate &amp; rental &amp; leasing</b> .....	<b>65</b>	<b>297</b>	<b>1 254</b>	<b>23</b>	<b>18</b>	<b>4</b>	<b>1</b>	—	—	—	—	—	—
<b>54</b>	<b>Professional, scientific &amp; technical services</b> .....	<b>86</b>	<b>481</b>	<b>2 093</b>	<b>22</b>	<b>15</b>	<b>5</b>	<b>2</b>	—	—	—	—	—	—
<b>56</b>	<b>Admin, support, waste mgt, remediation services</b> .....	<b>(E)</b>	<b>(D)</b>	<b>(D)</b>	<b>17</b>	<b>9</b>	<b>2</b>	<b>3</b>	<b>1</b>	<b>1</b>	<b>1</b>	—	—	—
561	Administrative & support services .....	(E)	(D)	(D)	14	6	2	3	1	1	1	—	—	—
5613	Employment services .....	(C)	(D)	(D)	3	1	—	—	—	1	1	—	—	—
56132	Temporary help services .....	(C)	(D)	(D)	2	—	—	—	—	1	1	—	—	—
<b>62</b>	<b>Health care and social assistance</b> .....	<b>1 052</b>	<b>5 237</b>	<b>22 625</b>	<b>53</b>	<b>12</b>	<b>16</b>	<b>17</b>	<b>5</b>	<b>1</b>	<b>1</b>	<b>1</b>	—	—
621	Ambulatory health care services .....	503	2 741	12 797	15	4	5	4	1	—	—	1	—	—
6214	Outpatient care centers .....	411	2 104	10 175	6	3	1	—	1	—	—	1	—	—
62149	Other outpatient care centers .....	(E)	(D)	(D)	3	1	—	—	1	—	—	1	—	—
622	Hospitals .....	(C)	(D)	(D)	1	—	—	—	—	—	1	—	—	—
6221	General medical & surgical hospitals .....	(C)	(D)	(D)	1	—	—	—	—	—	1	—	—	—
62211	General medical & surgical hospitals .....	(C)	(D)	(D)	1	—	—	—	—	—	1	—	—	—
623	Nursing & residential care facilities .....	192	924	3 869	15	3	5	5	1	1	—	—	—	—
6231	Nursing care facilities .....	(C)	(D)	(D)	4	—	—	3	—	1	—	—	—	—
62311	Nursing care facilities .....	(C)	(D)	(D)	4	—	—	3	—	1	—	—	—	—
624	Social assistance .....	(C)	(D)	(D)	22	5	6	8	3	—	—	—	—	—
6244	Child day care services .....	145	358	1 560	15	5	2	7	1	—	—	—	—	—
62441	Child day care services .....	145	358	1 560	15	5	2	7	1	—	—	—	—	—
624410	Child day care services .....	145	358	1 560	15	5	2	7	1	—	—	—	—	—
<b>71</b>	<b>Arts, entertainment &amp; recreation</b> .....	<b>50</b>	<b>149</b>	<b>596</b>	<b>6</b>	<b>3</b>	<b>1</b>	<b>1</b>	<b>1</b>	—	—	—	—	—
<b>72</b>	<b>Accommodation &amp; food services</b> .....	<b>354</b>	<b>711</b>	<b>2 501</b>	<b>28</b>	<b>11</b>	<b>6</b>	<b>5</b>	<b>5</b>	<b>1</b>	—	—	—	—
722	Food services & drinking places .....	339	681	2 364	25	10	4	5	5	1	—	—	—	—
7222	Limited-service eating places .....	282	565	1 874	12	1	2	3	5	1	—	—	—	—
72221	Limited-service eating places .....	282	565	1 874	12	1	2	3	5	1	—	—	—	—
<b>81</b>	<b>Other services (except public administration)</b> .....	<b>220</b>	<b>717</b>	<b>2 975</b>	<b>61</b>	<b>47</b>	<b>9</b>	<b>4</b>	<b>1</b>	—	—	—	—	—
813	Religious, grantmaking, civic, prof & like organizations .....	156	469	1 910	41	32	6	2	1	—	—	—	—	—
8131	Religious organizations .....	130	381	1 551	30	22	5	2	1	—	—	—	—	—
81311	Religious organizations .....	130	381	1 551	30	22	5	2	1	—	—	—	—	—
813110	Religious organizations .....	130	381	1 551	30	22	5	2	1	—	—	—	—	—
<b>99</b>	<b>Unclassified establishments</b> .....	<b>(A)</b>	<b>(D)</b>	<b>(D)</b>	<b>2</b>	<b>2</b>	—	—	—	—	—	—	—	—
<b>HENDRY</b>														
	<b>Total</b> .....	<b>5 786</b>	<b>35 172</b>	<b>145 193</b>	<b>528</b>	<b>282</b>	<b>120</b>	<b>71</b>	<b>38</b>	<b>8</b>	<b>7</b>	<b>2</b>	—	—
<b>11</b>	<b>Forestry, fishing, hunting, and agriculture support</b> .....	<b>243</b>	<b>1 609</b>	<b>6 552</b>	<b>14</b>	<b>7</b>	<b>1</b>	<b>5</b>	—	—	<b>1</b>	—	—	—
115	Agriculture & forestry support activities .....	243	1 609	6 552	14	7	1	5	—	—	1	—	—	—
1151	Crop production support activities .....	(C)	(D)	(D)	13	7	—	5	—	—	1	—	—	—
11511	Crop production support activities .....	(C)	(D)	(D)	13	7	—	5	—	—	1	—	—	—
<b>21</b>	<b>Mining</b> .....	<b>21</b>	<b>224</b>	<b>882</b>	<b>4</b>	<b>2</b>	<b>1</b>	<b>1</b>	—	—	—	—	—	—
<b>22</b>	<b>Utilities</b> .....	<b>(B)</b>	<b>(D)</b>	<b>(D)</b>	<b>3</b>	<b>2</b>	—	—	—	<b>1</b>	—	—	—	—
<b>23</b>	<b>Construction</b> .....	<b>281</b>	<b>1 443</b>	<b>6 632</b>	<b>49</b>	<b>32</b>	<b>8</b>	<b>4</b>	<b>5</b>	—	—	—	—	—
238	Specialty Trade Contractors .....	138	571	2 634	31	21	6	3	1	—	—	—	—	—
<b>31-33</b>	<b>Manufacturing</b> .....	<b>(F)</b>	<b>(D)</b>	<b>(D)</b>	<b>14</b>	<b>5</b>	<b>2</b>	<b>3</b>	<b>1</b>	—	<b>2</b>	<b>1</b>	—	—
311	Food mfg .....	(F)	(D)	(D)	4	—	1	—	—	—	2	1	—	—
3113	Sugar & confectionery product mfg .....	(E)	(D)	(D)	1	—	—	—	—	—	—	1	—	—
31131	Sugar mfg .....	(E)	(D)	(D)	1	—	—	—	—	—	—	1	—	—
3114	Fruit & veg preserving & specialty food mfg .....	(E)	(D)	(D)	2	—	—	—	—	—	2	—	—	—
31141	Frozen food mfg .....	(C)	(D)	(D)	1	—	—	—	—	—	1	—	—	—
31142	Fruit & veg canning, pickling & drying .....	(C)	(D)	(D)	1	—	—	—	—	—	1	—	—	—
<b>42</b>	<b>Wholesale trade</b> .....	<b>171</b>	<b>1 194</b>	<b>4 783</b>	<b>25</b>	<b>15</b>	<b>6</b>	<b>2</b>	<b>2</b>	—	—	—	—	—
424	Merchant Wholesalers, Nondurable Goods .....	(C)	(D)	(D)	15	9	3	2	1	—	—	—	—	—

See footnotes at end of table.

**Table 6. Counties—Employees, Payroll, and Establishments by Industry: 2003—Con.**

[Excludes most government employees, railroad employees, and self-employed persons. Size class 1 to 4 includes establishments with payroll, but no employees, during mid-March pay period. (D) denotes figures withheld to avoid disclosing data for individual companies; the data are included in broader industry totals. Detailed industries with 100 or more employees are shown if industry was not a (D). For explanation of terms, abbreviations, and data reliability/comparability, see introductory text]

NAICS code	Industry	Number of employees for week including March 12	Payroll (\$1,000)		Total number of establishments	Number of establishments by employment-size class								
			First quarter	Annual		1 to 4	5 to 9	10 to 19	20 to 49	50 to 99	100 to 249	250 to 499	500 to 999	1,000 or more
<b>HENDRY—Con.</b>														
<b>44-45</b>	<b>Retail trade</b> .....	<b>1 478</b>	<b>6 184</b>	<b>27 485</b>	<b>123</b>	<b>59</b>	<b>36</b>	<b>17</b>	<b>5</b>	<b>4</b>	<b>1</b>	<b>1</b>	—	—
441	Motor vehicle & parts dealers .....	181	1 370	7 895	18	9	5	1	2	1	—	—	—	—
4411	Automobile dealers .....	124	1 112	6 723	7	3	1	—	2	1	—	—	—	—
44111	New car dealers .....	122	1 108	6 680	4	—	1	—	2	1	—	—	—	—
441110	New car dealers .....	122	1 108	6 680	4	—	1	—	2	1	—	—	—	—
444	Bldg material & garden equip & supp dealers .....	114	419	1 749	9	2	2	4	—	1	—	—	—	—
4441	Building material & supplies dealers .....	(C)	(D)	(D)	6	—	1	4	—	1	—	—	—	—
445	Food & beverage stores .....	445	1 409	5 580	33	21	3	4	2	2	1	—	—	—
4451	Grocery stores .....	428	1 366	5 407	27	15	3	4	2	2	1	—	—	—
44511	Grocery (except convenience) stores .....	349	1 105	4 441	10	4	—	1	2	2	1	—	—	—
445110	Grocery (except convenience) stores .....	349	1 105	4 441	10	4	—	1	2	2	1	—	—	—
447	Gasoline stations .....	101	430	1 735	15	4	9	2	—	—	—	—	—	—
4471	Gasoline stations .....	101	430	1 735	15	4	9	2	—	—	—	—	—	—
452	General merchandise stores .....	(E)	(D)	(D)	6	1	3	1	—	—	—	1	—	—
4529	Other general merchandise stores .....	(E)	(D)	(D)	6	1	3	1	—	—	—	1	—	—
45291	Warehouse clubs & superstores .....	(E)	(D)	(D)	1	—	—	—	—	—	—	1	—	—
453	Miscellaneous store retailers .....	109	530	2 093	21	11	7	3	—	—	—	—	—	—
<b>48-49</b>	<b>Transportation &amp; warehousing</b> .....	<b>136</b>	<b>548</b>	<b>2 418</b>	<b>13</b>	<b>8</b>	<b>2</b>	<b>2</b>	—	<b>1</b>	—	—	—	—
<b>51</b>	<b>Information</b> .....	<b>96</b>	<b>740</b>	<b>3 024</b>	<b>14</b>	<b>5</b>	<b>7</b>	<b>1</b>	<b>1</b>	—	—	—	—	—
<b>52</b>	<b>Finance &amp; insurance</b> .....	<b>236</b>	<b>1 538</b>	<b>6 467</b>	<b>24</b>	<b>10</b>	<b>7</b>	<b>3</b>	<b>4</b>	—	—	—	—	—
522	Credit intermediation & related activities .....	183	1 222	5 085	11	1	5	1	4	—	—	—	—	—
5221	Depository credit intermediation .....	(C)	(D)	(D)	10	—	5	1	4	—	—	—	—	—
52211	Commercial banking .....	119	768	3 300	5	—	2	—	3	—	—	—	—	—
522110	Commercial banking .....	119	768	3 300	5	—	2	—	3	—	—	—	—	—
<b>53</b>	<b>Real estate &amp; rental &amp; leasing</b> .....	<b>92</b>	<b>326</b>	<b>1 640</b>	<b>26</b>	<b>18</b>	<b>6</b>	<b>2</b>	—	—	—	—	—	—
<b>54</b>	<b>Professional, scientific &amp; technical services</b> .....	<b>118</b>	<b>760</b>	<b>3 241</b>	<b>32</b>	<b>22</b>	<b>7</b>	<b>3</b>	—	—	—	—	—	—
541	Professional, scientific & technical services .....	118	760	3 241	32	22	7	3	—	—	—	—	—	—
<b>55</b>	<b>Management of companies &amp; enterprises</b> .....	<b>(C)</b>	<b>(D)</b>	<b>(D)</b>	<b>2</b>	—	<b>1</b>	—	—	—	<b>1</b>	—	—	—
551	Management of companies & enterprises .....	(C)	(D)	(D)	2	—	1	—	—	—	1	—	—	—
5511	Management of companies & enterprises .....	(C)	(D)	(D)	2	—	1	—	—	—	1	—	—	—
55111	Management of companies & enterprises .....	(C)	(D)	(D)	2	—	1	—	—	—	1	—	—	—
<b>56</b>	<b>Admin, support, waste mgt, remediation services</b> .....	<b>99</b>	<b>350</b>	<b>1 465</b>	<b>17</b>	<b>11</b>	<b>4</b>	<b>1</b>	<b>1</b>	—	—	—	—	—
<b>61</b>	<b>Educational services</b> .....	<b>(B)</b>	<b>(D)</b>	<b>(D)</b>	<b>4</b>	<b>2</b>	<b>1</b>	—	<b>1</b>	—	—	—	—	—
<b>62</b>	<b>Health care and social assistance</b> .....	<b>830</b>	<b>4 673</b>	<b>19 949</b>	<b>52</b>	<b>18</b>	<b>16</b>	<b>10</b>	<b>4</b>	<b>2</b>	<b>2</b>	—	—	—
621	Ambulatory health care services .....	252	1 590	6 112	31	11	13	5	1	1	—	—	—	—
6214	Outpatient care centers .....	101	666	2 524	4	—	—	2	1	1	—	—	—	—
622	Hospitals .....	(C)	(D)	(D)	3	—	1	1	—	—	1	—	—	—
6221	General medical & surgical hospitals .....	(C)	(D)	(D)	3	—	1	1	—	—	1	—	—	—
62211	General medical & surgical hospitals .....	(C)	(D)	(D)	3	—	1	1	—	—	1	—	—	—
623	Nursing & residential care facilities .....	(C)	(D)	(D)	3	—	1	—	1	—	1	—	—	—
6231	Nursing care facilities .....	(C)	(D)	(D)	1	—	—	—	—	—	1	—	—	—
62311	Nursing care facilities .....	(C)	(D)	(D)	1	—	—	—	—	—	1	—	—	—
624	Social assistance .....	196	910	3 964	15	7	1	4	2	1	—	—	—	—
6244	Child day care services .....	(C)	(D)	(D)	12	6	—	4	2	—	—	—	—	—
62441	Child day care services .....	(C)	(D)	(D)	12	6	—	4	2	—	—	—	—	—
<b>71</b>	<b>Arts, entertainment &amp; recreation</b> .....	<b>81</b>	<b>281</b>	<b>906</b>	<b>9</b>	<b>4</b>	<b>2</b>	<b>2</b>	<b>1</b>	—	—	—	—	—
<b>72</b>	<b>Accommodation &amp; food services</b> .....	<b>532</b>	<b>1 419</b>	<b>5 714</b>	<b>51</b>	<b>25</b>	<b>7</b>	<b>8</b>	<b>11</b>	—	—	—	—	—
722	Food services & drinking places .....	459	1 244	5 006	41	19	6	7	9	—	—	—	—	—
7221	Full-service restaurants .....	161	460	1 552	16	9	2	2	3	—	—	—	—	—
72211	Full-service restaurants .....	161	460	1 552	16	9	2	2	3	—	—	—	—	—
722110	Full-service restaurants .....	161	460	1 552	16	9	2	2	3	—	—	—	—	—
7222	Limited-service eating places .....	274	749	3 318	20	8	1	5	6	—	—	—	—	—
72221	Limited-service eating places .....	274	749	3 318	20	8	1	5	6	—	—	—	—	—
722211	Limited-service restaurants .....	263	710	3 148	15	4	—	5	6	—	—	—	—	—
<b>81</b>	<b>Other services (except public administration)</b> .....	<b>244</b>	<b>943</b>	<b>4 325</b>	<b>49</b>	<b>34</b>	<b>6</b>	<b>7</b>	<b>2</b>	—	—	—	—	—
813	Religious, grantmaking, civic, prof & like organizations .....	(C)	(D)	(D)	27	16	6	5	—	—	—	—	—	—
<b>99</b>	<b>Unclassified establishments</b> .....	<b>(A)</b>	<b>(D)</b>	<b>(D)</b>	<b>3</b>	<b>3</b>	—	—	—	—	—	—	—	—

See footnotes at end of table.



**Table 6. Counties—Employees, Payroll, and Establishments by Industry: 2003—Con.**

[Excludes most government employees, railroad employees, and self-employed persons. Size class 1 to 4 includes establishments with payroll, but no employees, during mid-March pay period. (D) denotes figures withheld to avoid disclosing data for individual companies; the data are included in broader industry totals. Detailed industries with 100 or more employees are shown if industry was not a (D). For explanation of terms, abbreviations, and data reliability/comparability, see introductory text]

NAICS code	Industry	Number of employees for week including March 12	Payroll (\$1,000)		Total number of establishments	Number of establishments by employment-size class								
			First quarter	Annual		1 to 4	5 to 9	10 to 19	20 to 49	50 to 99	100 to 249	250 to 499	500 to 999	1,000 or more
<b>HERNANDO</b>														
	<b>Total</b> .....	<b>26 588</b>	<b>148 655</b>	<b>634 504</b>	<b>2 683</b>	<b>1 635</b>	<b>525</b>	<b>284</b>	<b>143</b>	<b>59</b>	<b>30</b>	<b>3</b>	<b>3</b>	<b>1</b>
<b>11</b>	<b>Forestry, fishing, hunting, and agriculture support</b> .....	(A)	(D)	(D)	2	2	—	—	—	—	—	—	—	—
<b>21</b>	<b>Mining</b> .....	<b>215</b>	<b>2 026</b>	<b>8 680</b>	<b>5</b>	<b>2</b>	—	<b>1</b>	—	<b>1</b>	<b>1</b>	—	—	—
212	Mining (except oil & gas) .....	(C)	(D)	(D)	4	1	—	1	—	1	1	—	—	—
2123	Nonmetallic mineral mining & quarrying .....	(C)	(D)	(D)	4	1	—	1	—	1	1	—	—	—
21231	Stone mining & quarrying .....	(C)	(D)	(D)	4	1	—	1	—	1	1	—	—	—
<b>22</b>	<b>Utilities</b> .....	<b>192</b>	<b>2 080</b>	<b>7 882</b>	<b>5</b>	<b>1</b>	<b>1</b>	—	<b>1</b>	<b>2</b>	—	—	—	—
221	Utilities .....	192	2 080	7 882	5	1	1	—	1	2	—	—	—	—
2211	Elec pwr generation, transmsn & distribution ...	(C)	(D)	(D)	3	—	1	—	—	2	—	—	—	—
<b>23</b>	<b>Construction</b> .....	<b>1 761</b>	<b>9 462</b>	<b>43 275</b>	<b>377</b>	<b>268</b>	<b>68</b>	<b>31</b>	<b>5</b>	<b>4</b>	<b>1</b>	—	—	—
236	Construction of Buildings .....	249	1 649	8 691	68	51	10	7	—	—	—	—	—	—
2361	Residential Building Construction .....	178	1 254	6 767	53	42	7	4	—	—	—	—	—	—
23611	Residential Building Construction .....	178	1 254	6 767	53	42	7	4	—	—	—	—	—	—
236115	New Single-Family Housing Construction (except Operative Builders) .....	144	1 102	5 783	38	30	4	4	—	—	—	—	—	—
237	Heavy and Civil Engineering Construction .....	269	1 321	6 065	23	12	2	6	1	2	—	—	—	—
2372	Land Subdivision .....	138	702	2 866	7	3	—	2	1	1	—	—	—	—
23721	Land Subdivision .....	138	702	2 866	7	3	—	2	1	1	—	—	—	—
237210	Land Subdivision .....	138	702	2 866	7	3	—	2	1	1	—	—	—	—
238	Specialty Trade Contractors .....	1 243	6 492	28 519	286	205	56	18	4	2	1	—	—	—
2381	Foundation, Structure, and Building Exterior Contractors .....	368	1 759	7 808	80	55	15	8	1	1	—	—	—	—
23816	Roofing Contractors .....	122	717	3 571	16	11	1	3	—	1	—	—	—	—
238160	Roofing Contractors .....	122	717	3 571	16	11	1	3	—	1	—	—	—	—
2382	Building Equipment Contractors .....	337	1 746	8 068	71	47	21	2	—	—	1	—	—	—
23821	Electrical Contractors .....	(C)	(D)	(D)	28	15	12	1	—	—	—	—	—	—
23822	Plumbing, Heating, and Air-Conditioning Contractors .....	229	1 154	5 226	41	31	8	1	—	—	1	—	—	—
238220	Plumbing, Heating, and Air-Conditioning Contractors .....	229	1 154	5 226	41	31	8	1	—	—	1	—	—	—
2383	Building Finishing Contractors .....	365	2 038	8 317	95	79	9	4	2	1	—	—	—	—
23831	Drywall and Insulation Contractors .....	169	1 274	4 902	14	10	—	1	2	1	—	—	—	—
238310	Drywall and Insulation Contractors .....	169	1 274	4 902	14	10	—	1	2	1	—	—	—	—
2389	Other Specialty Trade Contractors .....	173	949	4 326	40	24	11	4	1	—	—	—	—	—
23899	All Other Specialty Trade Contractors .....	108	604	2 552	27	16	9	2	—	—	—	—	—	—
238990	All Other Specialty Trade Contractors .....	108	604	2 552	27	16	9	2	—	—	—	—	—	—
<b>31-33</b>	<b>Manufacturing</b> .....	<b>1 125</b>	<b>7 999</b>	<b>34 349</b>	<b>74</b>	<b>26</b>	<b>23</b>	<b>9</b>	<b>11</b>	<b>3</b>	<b>2</b>	—	—	—
325	Chemical mfg .....	(C)	(D)	(D)	1	—	—	—	—	—	1	—	—	—
3252	Resin, syn rubber, artf & syn fibers, fil mfg .....	(C)	(D)	(D)	1	—	—	—	—	—	1	—	—	—
32521	Resin & synthetic rubber mfg .....	(C)	(D)	(D)	1	—	—	—	—	—	1	—	—	—
327	Nonmetallic mineral product mfg .....	(E)	(D)	(D)	10	2	3	2	1	1	1	—	—	—
3273	Cement & concrete product mfg .....	(E)	(D)	(D)	9	1	3	2	1	1	1	—	—	—
32731	Cement mfg .....	(E)	(D)	(D)	3	—	—	1	—	1	1	—	—	—
332	Fabricated metal product mfg .....	182	1 218	4 671	11	3	3	3	1	1	—	—	—	—
<b>42</b>	<b>Wholesale trade</b> .....	<b>609</b>	<b>4 173</b>	<b>17 439</b>	<b>118</b>	<b>85</b>	<b>21</b>	<b>8</b>	<b>3</b>	—	<b>1</b>	—	—	—
423	Merchant Wholesalers, Durable Goods .....	261	1 865	8 218	62	49	7	3	3	—	—	—	—	—
424	Merchant Wholesalers, Nondurable Goods .....	317	2 081	8 173	44	26	12	5	—	—	1	—	—	—
4244	Grocery and Related Product Wholesalers .....	201	1 334	4 644	18	10	6	1	—	—	1	—	—	—
42449	Other Grocery and Related Products Merchant Wholesalers .....	159	886	3 485	9	6	2	—	—	—	1	—	—	—
424490	Other Grocery and Related Products Merchant Wholesalers .....	159	886	3 485	9	6	2	—	—	—	1	—	—	—
<b>44-45</b>	<b>Retail trade</b> .....	<b>6 229</b>	<b>27 878</b>	<b>113 031</b>	<b>407</b>	<b>219</b>	<b>94</b>	<b>49</b>	<b>15</b>	<b>12</b>	<b>15</b>	<b>2</b>	<b>1</b>	—
441	Motor vehicle & parts dealers .....	642	4 804	19 155	47	17	17	7	—	5	1	—	—	—
4411	Automobile dealers .....	352	3 231	12 504	13	7	1	—	—	4	1	—	—	—
44111	New car dealers .....	348	3 213	12 414	8	2	1	—	—	4	1	—	—	—
441110	New car dealers .....	348	3 213	12 414	8	2	1	—	—	4	1	—	—	—
4412	Other motor vehicle dealers .....	133	596	2 467	12	3	6	2	—	1	—	—	—	—
44122	Motorcycle & boat & other MV dealers .....	(C)	(D)	(D)	10	2	6	1	—	1	—	—	—	—
4413	Automotive parts, accessories & tire stores .....	157	977	4 184	22	7	10	5	—	—	—	—	—	—
44131	Automotive parts, accessories & tire stores .....	126	687	2 999	18	7	6	5	—	—	—	—	—	—
441310	Automotive parts, accessories & tire stores .....	126	687	2 999	18	7	6	5	—	—	—	—	—	—
442	Furniture & home furnishing stores .....	115	544	2 193	25	18	4	2	1	—	—	—	—	—
444	Bldg material & garden equip & supp dealers .....	582	3 161	12 588	35	21	6	3	2	1	2	—	—	—
4441	Building material & supplies dealers .....	547	3 028	12 040	27	16	4	2	2	1	2	—	—	—
44411	Home centers .....	373	2 048	7 880	5	2	—	—	1	—	2	—	—	—
444110	Home centers .....	373	2 048	7 880	5	2	—	—	1	—	2	—	—	—
44419	Other building material dealers .....	145	887	3 774	14	8	2	2	1	1	—	—	—	—
444190	Other building material dealers .....	145	887	3 774	14	8	2	2	1	1	—	—	—	—
445	Food & beverage stores .....	1 711	6 257	24 959	54	29	7	3	2	3	10	—	—	—
4451	Grocery stores .....	1 635	5 997	23 624	39	19	4	2	1	3	10	—	—	—
44511	Grocery (except convenience) stores .....	1 597	5 877	23 204	23	6	1	2	1	3	10	—	—	—
445110	Grocery (except convenience) stores .....	1 597	5 877	23 204	23	6	1	2	1	3	10	—	—	—

See footnotes at end of table.

**Table 6. Counties—Employees, Payroll, and Establishments by Industry: 2003—Con.**

[Excludes most government employees, railroad employees, and self-employed persons. Size class 1 to 4 includes establishments with payroll, but no employees, during mid-March pay period. (D) denotes figures withheld to avoid disclosing data for individual companies; the data are included in broader industry totals. Detailed industries with 100 or more employees are shown if industry was not a (D). For explanation of terms, abbreviations, and data reliability/comparability, see introductory text]

NAICS code	Industry	Number of employees for week including March 12	Payroll (\$1,000)		Total number of establishments	Number of establishments by employment-size class								
			First quarter	Annual		1 to 4	5 to 9	10 to 19	20 to 49	50 to 99	100 to 249	250 to 499	500 to 999	1,000 or more
<b>HERNANDO—Con.</b>														
<b>44-45</b>	<b>Retail trade—Con.</b>													
446	Health & personal care stores .....	324	2 194	8 770	42	25	5	8	4	—	—	—	—	—
4461	Health & personal care stores .....	324	2 194	8 770	42	25	5	8	4	—	—	—	—	—
44611	Pharmacies & drug stores .....	242	1 874	7 456	15	1	3	7	4	—	—	—	—	—
446110	Pharmacies & drug stores .....	242	1 874	7 456	15	1	3	7	4	—	—	—	—	—
447	Gasoline stations .....	304	1 320	5 436	45	20	14	11	—	—	—	—	—	—
4471	Gasoline stations .....	304	1 320	5 436	45	20	14	11	—	—	—	—	—	—
44711	Gasoline stations with convenience stores .....	293	1 262	5 191	41	16	14	11	—	—	—	—	—	—
447110	Gasoline stations with convenience stores .....	293	1 262	5 191	41	16	14	11	—	—	—	—	—	—
448	Clothing & clothing accessories stores .....	210	763	3 181	34	18	10	5	—	1	—	—	—	—
4481	Clothing stores .....	166	578	2 490	22	10	6	5	—	1	—	—	—	—
44814	Family clothing stores .....	115	419	1 868	9	2	2	4	—	1	—	—	—	—
448140	Family clothing stores .....	115	419	1 868	9	2	2	4	—	1	—	—	—	—
452	General merchandise stores .....	1 822	6 943	29 095	26	7	8	2	2	2	2	2	1	—
4521	Department stores .....	828	2 628	12 690	7	1	—	—	1	2	2	1	—	—
45211	Department stores .....	828	2 628	12 690	7	1	—	—	1	2	2	1	—	—
4529	Other general merchandise stores .....	994	4 315	16 405	19	6	8	2	1	—	—	1	1	—
45291	Warehouse clubs & superstores .....	(F)	(D)	(D)	2	—	—	—	—	—	—	1	1	—
45299	All other general merchandise stores .....	(C)	(D)	(D)	17	6	8	2	1	—	—	—	—	—
453	Miscellaneous store retailers .....	309	946	3 842	50	28	14	5	3	—	—	—	—	—
4532	Office supplies, stationery & gift stores .....	143	438	1 670	15	6	6	—	3	—	—	—	—	—
<b>48-49</b>	<b>Transportation &amp; warehousing</b> .....	<b>1 987</b>	<b>15 217</b>	<b>66 930</b>	<b>73</b>	<b>56</b>	<b>8</b>	<b>2</b>	<b>3</b>	<b>—</b>	<b>2</b>	<b>1</b>	<b>—</b>	<b>1</b>
484	Truck transportation .....	1 732	13 260	58 922	52	42	6	—	1	—	1	1	—	1
4841	General freight trucking .....	(G)	(D)	(D)	26	21	2	—	—	—	1	1	—	1
48412	General freight trucking, long-distance .....	(G)	(D)	(D)	17	13	1	—	—	—	1	1	—	1
492	Couriers & messengers .....	(C)	(D)	(D)	6	3	—	1	1	—	1	—	—	—
4921	Couriers .....	(C)	(D)	(D)	3	—	—	1	1	—	1	—	—	—
49211	Couriers .....	(C)	(D)	(D)	3	—	—	1	1	—	1	—	—	—
<b>51</b>	<b>Information</b> .....	<b>183</b>	<b>1 467</b>	<b>5 659</b>	<b>35</b>	<b>25</b>	<b>5</b>	<b>3</b>	<b>2</b>	<b>—</b>	<b>—</b>	<b>—</b>	<b>—</b>	<b>—</b>
<b>52</b>	<b>Finance &amp; insurance</b> .....	<b>1 018</b>	<b>9 131</b>	<b>36 508</b>	<b>158</b>	<b>85</b>	<b>42</b>	<b>22</b>	<b>7</b>	<b>2</b>	<b>—</b>	<b>—</b>	<b>—</b>	<b>—</b>
522	Credit intermediation & related activities .....	618	5 878	23 210	64	20	22	17	3	2	—	—	—	—
5221	Depository credit intermediation .....	520	4 975	19 026	40	4	16	15	3	2	—	—	—	—
52211	Commercial banking .....	488	4 800	18 272	36	3	15	13	3	2	—	—	—	—
522110	Commercial banking .....	488	4 800	18 272	36	3	15	13	3	2	—	—	—	—
524	Insurance carriers & related activities .....	317	2 208	9 215	72	48	18	3	3	—	—	—	—	—
5242	Agencies & other insurance related activities .....	(E)	(D)	(D)	62	42	15	3	2	—	—	—	—	—
52421	Insurance agencies & brokerages .....	255	1 831	7 502	60	41	14	3	2	—	—	—	—	—
524210	Insurance agencies & brokerages .....	255	1 831	7 502	60	41	14	3	2	—	—	—	—	—
<b>53</b>	<b>Real estate &amp; rental &amp; leasing</b> .....	<b>317</b>	<b>1 465</b>	<b>6 866</b>	<b>150</b>	<b>124</b>	<b>22</b>	<b>4</b>	<b>—</b>	<b>—</b>	<b>—</b>	<b>—</b>	<b>—</b>	<b>—</b>
531	Real estate .....	212	1 012	4 811	121	107	12	2	—	—	—	—	—	—
5312	Offices of real estate agents & brokers .....	108	583	2 838	61	54	6	1	—	—	—	—	—	—
53121	Offices of real estate agents & brokers .....	108	583	2 838	61	54	6	1	—	—	—	—	—	—
531210	Offices of real estate agents & brokers .....	108	583	2 838	61	54	6	1	—	—	—	—	—	—
532	Rental & leasing services .....	105	453	2 055	29	17	10	2	—	—	—	—	—	—
<b>54</b>	<b>Professional, scientific &amp; technical services</b> .....	<b>915</b>	<b>5 215</b>	<b>22 857</b>	<b>203</b>	<b>140</b>	<b>35</b>	<b>22</b>	<b>5</b>	<b>1</b>	<b>—</b>	<b>—</b>	<b>—</b>	<b>—</b>
541	Professional, scientific & technical services .....	915	5 215	22 857	203	140	35	22	5	1	—	—	—	—
5411	Legal services .....	205	1 335	6 379	42	26	11	4	1	—	—	—	—	—
54111	Offices of lawyers .....	159	1 120	5 415	35	21	11	3	—	—	—	—	—	—
541110	Offices of lawyers .....	159	1 120	5 415	35	21	11	3	—	—	—	—	—	—
5412	Accounting, tax prep, bookkeep, payroll services .....	235	959	3 486	41	26	8	4	2	1	—	—	—	—
54121	Accounting, tax prep, bookkeep, payroll services .....	235	959	3 486	41	26	8	4	2	1	—	—	—	—
541211	Offices of certified public accountants .....	110	583	2 258	13	7	3	2	—	1	—	—	—	—
541213	Tax preparation services .....	105	303	769	14	6	4	2	2	—	—	—	—	—
5413	Architectural, engineering & related services .....	175	1 256	5 881	37	26	5	5	1	—	—	—	—	—
5419	Oth professional, scientific, technical services .....	146	791	3 453	21	8	7	6	—	—	—	—	—	—
54194	Veterinary services .....	116	633	2 725	13	3	5	5	—	—	—	—	—	—
541940	Veterinary services .....	116	633	2 725	13	3	5	5	—	—	—	—	—	—
<b>55</b>	<b>Management of companies &amp; enterprises</b> .....	<b>22</b>	<b>188</b>	<b>785</b>	<b>3</b>	<b>—</b>	<b>2</b>	<b>1</b>	<b>—</b>	<b>—</b>	<b>—</b>	<b>—</b>	<b>—</b>	<b>—</b>
<b>56</b>	<b>Admin. support, waste mgt, remediation services</b> .....	<b>1 061</b>	<b>5 042</b>	<b>21 704</b>	<b>147</b>	<b>104</b>	<b>22</b>	<b>7</b>	<b>10</b>	<b>4</b>	<b>—</b>	<b>—</b>	<b>—</b>	<b>—</b>
561	Administrative & support services .....	1 042	4 945	21 329	141	99	22	6	10	4	—	—	—	—
5612	Facilities support services .....	(C)	(D)	(D)	2	—	—	1	—	1	—	—	—	—
56121	Facilities support services .....	(C)	(D)	(D)	2	—	—	1	—	1	—	—	—	—
5613	Employment services .....	229	907	3 577	5	1	—	—	2	2	—	—	—	—
56132	Temporary help services .....	(C)	(D)	(D)	4	—	—	—	2	2	—	—	—	—
5614	Business support services .....	122	768	3 442	16	14	1	—	—	1	—	—	—	—
56141	Document preparation services .....	(C)	(D)	(D)	8	6	1	—	—	1	—	—	—	—
5617	Services to buildings & dwellings .....	484	2 025	8 611	91	64	16	3	8	—	—	—	—	—
56171	Exterminating & pest control services .....	105	632	2 308	15	5	7	2	1	—	—	—	—	—
561710	Exterminating & pest control services .....	105	632	2 308	15	5	7	2	1	—	—	—	—	—
56173	Landscaping services .....	267	1 086	4 949	45	34	5	—	6	—	—	—	—	—
561730	Landscaping services .....	267	1 086	4 949	45	34	5	—	6	—	—	—	—	—
<b>61</b>	<b>Educational services</b> .....	<b>78</b>	<b>250</b>	<b>1 124</b>	<b>12</b>	<b>7</b>	<b>2</b>	<b>2</b>	<b>1</b>	<b>—</b>	<b>—</b>	<b>—</b>	<b>—</b>	<b>—</b>

See footnotes at end of table.

**Table 6. Counties—Employees, Payroll, and Establishments by Industry: 2003—Con.**

[Excludes most government employees, railroad employees, and self-employed persons. Size class 1 to 4 includes establishments with payroll, but no employees, during mid-March pay period. (D) denotes figures withheld to avoid disclosing data for individual companies; the data are included in broader industry totals. Detailed industries with 100 or more employees are shown if industry was not a (D). For explanation of terms, abbreviations, and data reliability/comparability, see introductory text]

NAICS code	Industry	Number of employees for week including March 12	Payroll (\$1,000)		Total number of establishments	Number of establishments by employment-size class								
			First quarter	Annual		1 to 4	5 to 9	10 to 19	20 to 49	50 to 99	100 to 249	250 to 499	500 to 999	1,000 or more
<b>HERNANDO—Con.</b>														
<b>62</b>	<b>Health care and social assistance . . . . .</b>	<b>5 518</b>	<b>42 088</b>	<b>185 478</b>	<b>380</b>	<b>188</b>	<b>94</b>	<b>55</b>	<b>26</b>	<b>10</b>	<b>5</b>	<b>—</b>	<b>2</b>	<b>—</b>
621	Ambulatory health care services . . . . .	2 064	19 008	94 402	308	163	82	42	19	2	—	—	—	—
6211	Offices of physicians . . . . .	1 007	11 116	60 583	171	95	46	23	6	1	—	—	—	—
62111	Offices of physicians . . . . .	1 007	11 116	60 583	171	95	46	23	6	1	—	—	—	—
6212	Offices of dentists . . . . .	312	2 767	12 748	40	9	20	8	3	—	—	—	—	—
62121	Offices of dentists . . . . .	312	2 767	12 748	40	9	20	8	3	—	—	—	—	—
621210	Offices of dentists . . . . .	312	2 767	12 748	40	9	20	8	3	—	—	—	—	—
6213	Offices of other health practitioners . . . . .	249	1 778	7 004	62	42	12	8	—	—	—	—	—	—
6214	Outpatient care centers . . . . .	(C)	(D)	(D)	10	6	—	1	3	—	—	—	—	—
6215	Medical & diagnostic laboratories . . . . .	101	621	2 755	6	3	1	—	2	—	—	—	—	—
62151	Medical & diagnostic laboratories . . . . .	101	621	2 755	6	3	1	—	2	—	—	—	—	—
6216	Home health care services . . . . .	265	1 840	7 483	16	6	3	2	4	1	—	—	—	—
62161	Home health care services . . . . .	265	1 840	7 483	16	6	3	2	4	1	—	—	—	—
621610	Home health care services . . . . .	265	1 840	7 483	16	6	3	2	4	1	—	—	—	—
622	Hospitals . . . . .	1 829	15 500	57 761	3	—	—	—	—	—	1	—	2	—
6221	General medical & surgical hospitals . . . . .	(G)	(D)	(D)	2	—	—	—	—	—	—	—	2	—
62211	General medical & surgical hospitals . . . . .	(G)	(D)	(D)	2	—	—	—	—	—	—	—	2	—
6222	Psychiatric & substance abuse hospitals . . . . .	(C)	(D)	(D)	1	—	—	—	—	—	1	—	—	—
62221	Psychiatric & substance abuse hospitals . . . . .	(C)	(D)	(D)	1	—	—	—	—	—	1	—	—	—
623	Nursing & residential care facilities . . . . .	1 113	5 592	24 972	20	6	—	2	2	6	4	—	—	—
6231	Nursing care facilities . . . . .	541	3 568	16 132	9	3	—	2	—	1	3	—	—	—
62311	Nursing care facilities . . . . .	541	3 568	16 132	9	3	—	2	—	1	3	—	—	—
623110	Nursing care facilities . . . . .	541	3 568	16 132	9	3	—	2	—	1	3	—	—	—
6233	Community care facilities for the elderly . . . . .	(E)	(D)	(D)	8	3	—	—	2	2	1	—	—	—
62331	Community care facilities for the elderly . . . . .	(E)	(D)	(D)	8	3	—	—	2	2	1	—	—	—
623312	Homes for the elderly . . . . .	244	695	2 947	6	3	—	—	1	1	1	—	—	—
6239	Other residential care facilities . . . . .	(C)	(D)	(D)	3	—	—	—	—	3	—	—	—	—
62399	Other residential care facilities . . . . .	(C)	(D)	(D)	3	—	—	—	—	3	—	—	—	—
624	Social assistance . . . . .	512	1 988	8 343	49	19	12	11	5	2	—	—	—	—
6241	Individual & family services . . . . .	(C)	(D)	(D)	13	6	4	1	2	—	—	—	—	—
6244	Child day care services . . . . .	372	1 196	5 120	30	10	6	9	3	2	—	—	—	—
62441	Child day care services . . . . .	372	1 196	5 120	30	10	6	9	3	2	—	—	—	—
624410	Child day care services . . . . .	372	1 196	5 120	30	10	6	9	3	2	—	—	—	—
<b>71</b>	<b>Arts, entertainment &amp; recreation . . . . .</b>	<b>240</b>	<b>789</b>	<b>4 021</b>	<b>32</b>	<b>22</b>	<b>5</b>	<b>1</b>	<b>3</b>	<b>1</b>	<b>—</b>	<b>—</b>	<b>—</b>	<b>—</b>
713	Amusement, gambling & recreation industries . . . . .	222	611	2 658	21	12	4	1	3	1	—	—	—	—
7139	Other amusement & recreation industries . . . . .	(C)	(D)	(D)	19	10	4	1	3	1	—	—	—	—
71391	Golf courses & country clubs . . . . .	193	549	2 420	8	1	2	1	3	1	—	—	—	—
713910	Golf courses & country clubs . . . . .	193	549	2 420	8	1	2	1	3	1	—	—	—	—
<b>72</b>	<b>Accommodation &amp; food services . . . . .</b>	<b>3 185</b>	<b>7 411</b>	<b>30 392</b>	<b>204</b>	<b>89</b>	<b>27</b>	<b>34</b>	<b>37</b>	<b>15</b>	<b>2</b>	<b>—</b>	<b>—</b>	<b>—</b>
721	Accommodation . . . . .	144	385	1 444	15	8	2	3	2	—	—	—	—	—
7211	Traveler accommodation . . . . .	105	294	1 071	8	2	2	3	1	—	—	—	—	—
72111	Hotels (exc casino hotels) & motels . . . . .	105	294	1 071	8	2	2	3	1	—	—	—	—	—
721110	Hotels (exc casino hotels) & motels . . . . .	105	294	1 071	8	2	2	3	1	—	—	—	—	—
722	Food services & drinking places . . . . .	3 041	7 026	28 948	189	81	25	31	35	15	2	—	—	—
7221	Full-service restaurants . . . . .	1 648	3 991	16 753	93	36	17	15	15	8	2	—	—	—
72211	Full-service restaurants . . . . .	1 648	3 991	16 753	93	36	17	15	15	8	2	—	—	—
722110	Full-service restaurants . . . . .	1 648	3 991	16 753	93	36	17	15	15	8	2	—	—	—
7222	Limited-service eating places . . . . .	1 284	2 774	11 218	70	23	7	14	19	7	—	—	—	—
72221	Limited-service eating places . . . . .	1 284	2 774	11 218	70	23	7	14	19	7	—	—	—	—
722211	Limited-service restaurants . . . . .	1 100	2 273	9 201	63	19	7	14	19	4	—	—	—	—
<b>81</b>	<b>Other services (except public administration) . . . . .</b>	<b>1 926</b>	<b>6 726</b>	<b>27 281</b>	<b>288</b>	<b>183</b>	<b>53</b>	<b>33</b>	<b>14</b>	<b>4</b>	<b>1</b>	<b>—</b>	<b>—</b>	<b>—</b>
811	Repair & maintenance . . . . .	421	1 954	8 225	96	66	20	7	2	1	—	—	—	—
8111	Automotive repair & maintenance . . . . .	302	1 388	5 887	61	39	15	5	1	1	—	—	—	—
81111	Automotive mechanical & electrical R&M . . . . .	161	876	3 785	40	28	9	2	1	—	—	—	—	—
811111	General automotive repair . . . . .	143	771	3 248	35	24	9	1	1	—	—	—	—	—
812	Personal & laundry services . . . . .	429	1 378	5 284	92	65	15	10	1	1	—	—	—	—
8121	Personal care services . . . . .	225	757	2 852	51	36	11	3	—	1	—	—	—	—
81211	Hair, nail & skin care services . . . . .	211	733	2 751	47	33	10	3	—	1	—	—	—	—
813	Religious, grantmaking, civic, prof & like organizations . . . . .	1 076	3 394	13 772	100	52	18	16	11	2	1	—	—	—
8131	Religious organizations . . . . .	643	2 032	8 093	64	32	11	12	8	1	—	—	—	—
81311	Religious organizations . . . . .	643	2 032	8 093	64	32	11	12	8	1	—	—	—	—
813110	Religious organizations . . . . .	643	2 032	8 093	64	32	11	12	8	1	—	—	—	—
8134	Civic & social organizations . . . . .	139	216	962	13	7	2	3	—	1	—	—	—	—
81341	Civic & social organizations . . . . .	139	216	962	13	7	2	3	—	1	—	—	—	—
813410	Civic & social organizations . . . . .	139	216	962	13	7	2	3	—	1	—	—	—	—
8139	Business, labor, political, like organizations . . . . .	244	896	3 698	20	11	5	1	2	—	1	—	—	—
81399	Oth similar organizations (exc business, prof, labor, pol) . . . . .	196	705	2 934	7	2	2	—	2	—	1	—	—	—
813990	Oth similar organizations (exc business, prof, labor, pol) . . . . .	196	705	2 934	7	2	2	—	2	—	1	—	—	—
<b>99</b>	<b>Unclassified establishments . . . . .</b>	<b>(A)</b>	<b>(D)</b>	<b>(D)</b>	<b>10</b>	<b>9</b>	<b>1</b>	<b>—</b>	<b>—</b>	<b>—</b>	<b>—</b>	<b>—</b>	<b>—</b>	<b>—</b>

See footnotes at end of table.

**Table 6. Counties—Employees, Payroll, and Establishments by Industry: 2003—Con.**

[Excludes most government employees, railroad employees, and self-employed persons. Size class 1 to 4 includes establishments with payroll, but no employees, during mid-March pay period. (D) denotes figures withheld to avoid disclosing data for individual companies; the data are included in broader industry totals. Detailed industries with 100 or more employees are shown if industry was not a (D). For explanation of terms, abbreviations, and data reliability/comparability, see introductory text]

NAICS code	Industry	Number of employees for week including March 12	Payroll (\$1,000)		Total number of establishments	Number of establishments by employment-size class								
			First quarter	Annual		1 to 4	5 to 9	10 to 19	20 to 49	50 to 99	100 to 249	250 to 499	500 to 999	1,000 or more
<b>HIGHLANDS</b>														
	<b>Total</b> .....	<b>19 007</b>	<b>100 091</b>	<b>418 858</b>	<b>1 834</b>	<b>1 035</b>	<b>401</b>	<b>225</b>	<b>107</b>	<b>44</b>	<b>18</b>		<b>4</b>	
<b>11</b>	<b>Forestry, fishing, hunting, and agriculture support</b> .....	<b>288</b>	<b>1 197</b>	<b>3 715</b>	<b>19</b>	<b>11</b>	<b>5</b>		<b>1</b>		<b>2</b>			
115	Agriculture & forestry support activities .....	288	1 197	3 715	19	11	5		1		2			
1151	Crop production support activities .....	(E)	(D)	(D)	18	10	5		1		2			
11511	Crop production support activities .....	(E)	(D)	(D)	18	10	5		1		2			
115114	Postharvest crop activities (exc ginning) .....	122	583	1 116	3		2				1			
115116	Farm management services .....	116	154	720	5	3	1				1			
<b>21</b>	<b>Mining</b> .....	<b>(A)</b>	<b>(D)</b>	<b>(D)</b>	<b>2</b>	<b>1</b>	<b>1</b>							
<b>22</b>	<b>Utilities</b> .....	<b>137</b>	<b>1 754</b>	<b>6 390</b>	<b>15</b>	<b>6</b>	<b>7</b>	<b>1</b>		<b>1</b>				
221	Utilities .....	137	1 754	6 390	15	6	7	1		1				
<b>23</b>	<b>Construction</b> .....	<b>1 161</b>	<b>5 986</b>	<b>26 959</b>	<b>187</b>	<b>121</b>	<b>29</b>	<b>21</b>	<b>15</b>	<b>1</b>				
236	Construction of Buildings .....	236	775	3 265	58	45	7	3	3					
2361	Residential Building Construction .....	225	720	3 054	53	40	7	3	3					
23611	Residential Building Construction .....	225	720	3 054	53	40	7	3	3					
237	Heavy and Civil Engineering Construction .....	146	1 068	5 218	14	7	2	3	1	1				
238	Specialty Trade Contractors .....	779	4 143	18 476	115	69	20	15	11					
2381	Foundation, Structure, and Building Exterior Contractors .....	246	1 120	4 636	32	20	4	3	5					
2382	Building Equipment Contractors .....	313	1 760	7 922	41	18	11	8	4					
23821	Electrical Contractors .....	111	604	2 667	17	8	4	4	1					
238210	Electrical Contractors .....	111	604	2 667	17	8	4	4	1					
23822	Plumbing, Heating, and Air-Conditioning Contractors .....	202	1 156	5 255	24	10	7	4	3					
238220	Plumbing, Heating, and Air-Conditioning Contractors .....	202	1 156	5 255	24	10	7	4	3					
2389	Other Specialty Trade Contractors .....	145	817	3 764	26	17	5	3	1					
23891	Site Preparation Contractors .....	108	680	3 059	14	7	4	2	1					
238910	Site Preparation Contractors .....	108	680	3 059	14	7	4	2	1					
<b>31-33</b>	<b>Manufacturing</b> .....	<b>981</b>	<b>6 921</b>	<b>28 408</b>	<b>47</b>	<b>23</b>	<b>11</b>	<b>2</b>	<b>4</b>	<b>5</b>	<b>2</b>			
321	Wood product mfg .....	186	1 064	4 929	4	1	1			2				
322	Paper mfg .....	(C)	(D)	(D)	1						1			
3222	Converted paper product mfg .....	(C)	(D)	(D)	1						1			
32221	Paperboard container mfg .....	(C)	(D)	(D)	1						1			
325	Chemical mfg .....	(C)	(D)	(D)	4	1	1		1	1				
3253	Pesticide, fertilizer & oth ag chemical mfg .....	(C)	(D)	(D)	2				1	1				
32531	Fertilizer mfg .....	(C)	(D)	(D)	2				1	1				
326	Plastics & rubber products mfg .....	254	1 623	6 522	5	1	1		1	1	1			
3261	Plastics product mfg .....	(E)	(D)	(D)	4		1		1	1	1			
32614	Polystyrene foam product mfg .....	(C)	(D)	(D)	1					1				
<b>42</b>	<b>Wholesale trade</b> .....	<b>564</b>	<b>3 800</b>	<b>16 337</b>	<b>71</b>	<b>40</b>	<b>18</b>	<b>8</b>	<b>4</b>		<b>1</b>			
423	Merchant Wholesalers, Durable Goods .....	229	1 878	8 320	35	19	9	4	3					
424	Merchant Wholesalers, Nondurable Goods .....	314	1 751	7 090	32	18	9	3	1		1			
4244	Grocery and Related Product Wholesalers .....	190	974	3 729	9	4	3	1			1			
42449	Other Grocery and Related Products Merchant Wholesalers .....	(C)	(D)	(D)	3	2					1			
<b>44-45</b>	<b>Retail trade</b> .....	<b>4 185</b>	<b>18 466</b>	<b>73 513</b>	<b>349</b>	<b>173</b>	<b>97</b>	<b>42</b>	<b>17</b>	<b>16</b>	<b>3</b>		<b>1</b>	
441	Motor vehicle & parts dealers .....	588	3 558	14 293	52	22	14	8	5	3				
4411	Automobile dealers .....	324	2 266	9 110	17	9	1	2	2	3				
44111	New car dealers .....	209	1 850	7 456	6	2			2	2				
441110	New car dealers .....	209	1 850	7 456	6	2			2	2				
44112	Used car dealers .....	115	416	1 654	11	7	1	2		1				
441120	Used car dealers .....	115	416	1 654	11	7	1	2		1				
4413	Automotive parts, accessories & tire stores .....	198	1 089	4 226	23	7	9	5	2					
44131	Automotive parts, accessories & tire stores .....	112	431	1 779	15	6	7	1	1					
441310	Automotive parts, accessories & tire stores .....	112	431	1 779	15	6	7	1	1					
442	Furniture & home furnishing stores .....	142	509	2 024	20	12	5	1	2					
444	Bldg material & garden equip & supp dealers .....	513	2 261	9 678	35	11	12	9		2	1			
4441	Building material & supplies dealers .....	375	1 633	6 729	23	9	6	6		1	1			
44411	Home centers .....	(C)	(D)	(D)	3	2				1				
44419	Other building material dealers .....	149	577	2 657	13	6	2	4		1				
444190	Other building material dealers .....	149	577	2 657	13	6	2	4		1				
4442	Lawn & garden equip & supplies stores .....	138	628	2 949	12	2	6	3		1				
44422	Nursery & garden centers .....	122	551	2 606	9	2	3	3		1				
444220	Nursery & garden centers .....	122	551	2 606	9	2	3	3		1				
445	Food & beverage stores .....	987	3 706	14 581	37	18	6	2	1	8	2			
4451	Grocery stores .....	915	3 430	13 421	22	8	3		1	8	2			
44511	Grocery (except convenience) stores .....	893	3 372	13 194	17	6			1	8	2			
445110	Grocery (except convenience) stores .....	893	3 372	13 194	17	6			1	8	2			
446	Health & personal care stores .....	213	1 258	5 340	28	15	5	6	2					
4461	Health & personal care stores .....	213	1 258	5 340	28	15	5	6	2					
44611	Pharmacies & drug stores .....	148	1 036	4 460	10	1	2	5	2					
446110	Pharmacies & drug stores .....	148	1 036	4 460	10	1	2	5	2					

See footnotes at end of table.

**Table 6. Counties—Employees, Payroll, and Establishments by Industry: 2003—Con.**

[Excludes most government employees, railroad employees, and self-employed persons. Size class 1 to 4 includes establishments with payroll, but no employees, during mid-March pay period. (D) denotes figures withheld to avoid disclosing data for individual companies; the data are included in broader industry totals. Detailed industries with 100 or more employees are shown if industry was not a (D). For explanation of terms, abbreviations, and data reliability/comparability, see introductory text]

NAICS code	Industry	Number of employees for week including March 12	Payroll (\$1,000)		Total number of establishments	Number of establishments by employment-size class								
			First quarter	Annual		1 to 4	5 to 9	10 to 19	20 to 49	50 to 99	100 to 249	250 to 499	500 to 999	1,000 or more
<b>HIGHLANDS—Con.</b>														
<b>44-45 Retail trade—Con.</b>														
447	Gasoline stations .....	217	1 001	3 923	42	20	17	5	—	—	—	—	—	—
4471	Gasoline stations .....	217	1 001	3 923	42	20	17	5	—	—	—	—	—	—
44711	Gasoline stations with convenience stores .....	172	732	2 921	36	18	15	3	—	—	—	—	—	—
447110	Gasoline stations with convenience stores .....	172	732	2 921	36	18	15	3	—	—	—	—	—	—
448	Clothing & clothing accessories stores .....	214	657	2 539	34	14	15	4	1	—	—	—	—	—
4481	Clothing stores .....	153	422	1 636	21	9	7	4	1	—	—	—	—	—
452	General merchandise stores .....	915	4 022	15 091	18	2	9	1	2	3	—	—	1	—
4521	Department stores .....	303	1 200	4 523	4	—	—	—	1	3	—	—	—	—
45211	Department stores .....	303	1 200	4 523	4	—	—	—	1	3	—	—	—	—
4529	Other general merchandise stores .....	612	2 822	10 568	14	2	9	1	1	—	—	—	1	—
45291	Warehouse clubs & superstores .....	(F)	(D)	(D)	1	—	—	—	—	—	—	—	1	—
45299	All other general merchandise stores .....	(C)	(D)	(D)	13	2	9	1	1	—	—	—	—	—
453	Miscellaneous store retailers .....	220	832	3 539	38	26	5	4	3	—	—	—	—	—
48-49	<b>Transportation &amp; warehousing .....</b>	<b>243</b>	<b>1 369</b>	<b>5 143</b>	<b>41</b>	<b>29</b>	<b>5</b>	<b>5</b>	<b>1</b>	<b>1</b>	—	—	—	—
51	<b>Information .....</b>	<b>399</b>	<b>3 098</b>	<b>12 103</b>	<b>26</b>	<b>9</b>	<b>5</b>	<b>4</b>	<b>7</b>	<b>1</b>	—	—	—	—
511	Publishing industries .....	104	661	2 645	5	3	—	—	1	1	—	—	—	—
5111	Newspaper, periodical, book, database publishers .....	104	661	2 645	5	3	—	—	1	1	—	—	—	—
51111	Newspaper publishers .....	(C)	(D)	(D)	4	2	—	—	1	1	—	—	—	—
517	Telecommunications .....	192	1 918	7 278	12	3	2	3	4	—	—	—	—	—
52	<b>Finance &amp; insurance .....</b>	<b>675</b>	<b>6 239</b>	<b>23 071</b>	<b>102</b>	<b>50</b>	<b>28</b>	<b>19</b>	<b>4</b>	<b>1</b>	—	—	—	—
522	Credit intermediation & related activities .....	446	3 053	12 173	53	17	17	15	4	—	—	—	—	—
5221	Depository credit intermediation .....	(E)	(D)	(D)	43	9	16	14	4	—	—	—	—	—
52211	Commercial banking .....	382	2 695	10 419	39	9	14	12	4	—	—	—	—	—
522110	Commercial banking .....	382	2 695	10 419	39	9	14	12	4	—	—	—	—	—
524	Insurance carriers & related activities .....	181	1 482	5 705	36	25	7	3	—	1	—	—	—	—
5242	Agencies & other insurance related activities .....	(C)	(D)	(D)	34	23	7	3	—	1	—	—	—	—
52421	Insurance agencies & brokerages .....	(C)	(D)	(D)	32	21	7	3	—	1	—	—	—	—
53	<b>Real estate &amp; rental &amp; leasing .....</b>	<b>384</b>	<b>1 704</b>	<b>7 254</b>	<b>85</b>	<b>61</b>	<b>13</b>	<b>10</b>	—	<b>1</b>	—	—	—	—
531	Real estate .....	278	1 204	5 070	70	57	6	6	—	1	—	—	—	—
5313	Activities related to real estate .....	113	522	2 062	11	8	—	2	—	1	—	—	—	—
532	Rental & leasing services .....	106	500	2 184	15	4	7	4	—	—	—	—	—	—
54	<b>Professional, scientific &amp; technical services .....</b>	<b>895</b>	<b>5 208</b>	<b>22 140</b>	<b>123</b>	<b>80</b>	<b>22</b>	<b>16</b>	<b>2</b>	<b>2</b>	<b>1</b>	—	—	—
541	Professional, scientific & technical services .....	895	5 208	22 140	123	80	22	16	2	2	1	—	—	—
5411	Legal services .....	165	1 193	5 349	37	22	11	3	1	—	—	—	—	—
54111	Offices of lawyers .....	(C)	(D)	(D)	35	20	11	3	1	—	—	—	—	—
5412	Accounting, tax prep, bookkeep, payroll services .....	458	2 480	10 066	32	19	5	5	1	1	1	—	—	—
54121	Accounting, tax prep, bookkeep, payroll services .....	458	2 480	10 066	32	19	5	5	1	1	1	—	—	—
541219	Other accounting services .....	100	168	855	8	6	—	1	—	1	—	—	—	—
55	<b>Management of companies &amp; enterprises .....</b>	<b>63</b>	<b>709</b>	<b>2 709</b>	<b>6</b>	<b>3</b>	<b>2</b>	—	<b>1</b>	—	—	—	—	—
56	<b>Admin, support, waste mgt, remediation services .....</b>	<b>525</b>	<b>1 988</b>	<b>15 523</b>	<b>104</b>	<b>77</b>	<b>16</b>	<b>4</b>	<b>6</b>	<b>1</b>	—	—	—	—
561	Administrative & support services .....	490	1 754	14 562	100	75	15	4	5	1	—	—	—	—
5617	Services to buildings & dwellings .....	235	776	3 366	66	50	11	3	2	—	—	—	—	—
56173	Landscaping services .....	120	303	1 399	40	31	7	2	—	—	—	—	—	—
561730	Landscaping services .....	120	303	1 399	40	31	7	2	—	—	—	—	—	—
61	<b>Educational services .....</b>	<b>80</b>	<b>394</b>	<b>1 555</b>	<b>14</b>	<b>10</b>	<b>2</b>	—	<b>2</b>	—	—	—	—	—
62	<b>Health care and social assistance .....</b>	<b>4 670</b>	<b>29 998</b>	<b>130 578</b>	<b>272</b>	<b>124</b>	<b>75</b>	<b>45</b>	<b>11</b>	<b>8</b>	<b>7</b>	—	<b>2</b>	—
621	Ambulatory health care services .....	1 404	11 749	55 105	206	103	58	35	7	3	—	—	—	—
6211	Offices of physicians .....	605	5 841	29 692	102	51	30	19	2	—	—	—	—	—
62111	Offices of physicians .....	605	5 841	29 692	102	51	30	19	2	—	—	—	—	—
621111	Offices of physicians (exc mental health) .....	592	5 746	29 225	98	48	29	19	2	—	—	—	—	—
6212	Offices of dentists .....	180	1 383	6 028	28	8	15	5	—	—	—	—	—	—
62121	Offices of dentists .....	180	1 383	6 028	28	8	15	5	—	—	—	—	—	—
621210	Offices of dentists .....	180	1 383	6 028	28	8	15	5	—	—	—	—	—	—
6213	Offices of other health practitioners .....	189	1 352	6 033	43	27	10	6	—	—	—	—	—	—
6214	Outpatient care centers .....	149	990	3 214	14	7	1	2	4	—	—	—	—	—
62149	Other outpatient care centers .....	104	732	2 106	9	5	—	1	3	—	—	—	—	—
6216	Home health care services .....	249	1 984	9 263	8	1	1	2	1	3	—	—	—	—
62161	Home health care services .....	249	1 984	9 263	8	1	1	2	1	3	—	—	—	—
621610	Home health care services .....	249	1 984	9 263	8	1	1	2	1	3	—	—	—	—
622	Hospitals .....	(G)	(D)	(D)	4	—	—	1	—	—	1	—	2	—
6221	General medical & surgical hospitals .....	(G)	(D)	(D)	3	—	—	—	—	—	1	—	2	—
62211	General medical & surgical hospitals .....	(G)	(D)	(D)	3	—	—	—	—	—	1	—	2	—
623	Nursing & residential care facilities .....	1 154	6 088	25 672	23	6	7	1	—	4	5	—	—	—
6231	Nursing care facilities .....	672	3 929	16 971	6	1	—	—	—	1	4	—	—	—
62311	Nursing care facilities .....	672	3 929	16 971	6	1	—	—	—	1	4	—	—	—
623110	Nursing care facilities .....	672	3 929	16 971	6	1	—	—	—	1	4	—	—	—
6232	Residential mental retardation, health facil .....	144	623	2 595	8	1	5	—	—	2	—	—	—	—
6233	Community care facilities for the elderly .....	338	1 536	6 106	9	4	2	1	—	1	1	—	—	—
62331	Community care facilities for the elderly .....	338	1 536	6 106	9	4	2	1	—	1	1	—	—	—

See footnotes at end of table.

**Table 6. Counties—Employees, Payroll, and Establishments by Industry: 2003—Con.**

[Excludes most government employees, railroad employees, and self-employed persons. Size class 1 to 4 includes establishments with payroll, but no employees, during mid-March pay period. (D) denotes figures withheld to avoid disclosing data for individual companies; the data are included in broader industry totals. Detailed industries with 100 or more employees are shown if industry was not a (D). For explanation of terms, abbreviations, and data reliability/comparability, see introductory text]

NAICS code	Industry	Number of employees for week including March 12	Payroll (\$1,000)		Total number of establishments	Number of establishments by employment-size class								
			First quarter	Annual		1 to 4	5 to 9	10 to 19	20 to 49	50 to 99	100 to 249	250 to 499	500 to 999	1,000 or more
<b>HIGHLANDS—Con.</b>														
<b>62</b>	<b>Health care and social assistance—Con.</b>													
624	Social assistance .....	(F)	(D)	(D)	39	15	10	8	4	1	1	—	—	—
6241	Individual & family services .....	(C)	(D)	(D)	8	5	—	2	—	—	1	—	—	—
62412	Services for elderly & disabled persons .....	(C)	(D)	(D)	4	2	—	1	—	—	1	—	—	—
6244	Child day care services .....	288	791	3 316	28	8	10	6	4	—	—	—	—	—
62441	Child day care services .....	288	791	3 316	28	8	10	6	4	—	—	—	—	—
624410	Child day care services .....	288	791	3 316	28	8	10	6	4	—	—	—	—	—
<b>71</b>	<b>Arts, entertainment &amp; recreation .....</b>	<b>677</b>	<b>2 188</b>	<b>8 685</b>	<b>32</b>	<b>14</b>	<b>3</b>	<b>4</b>	<b>7</b>	<b>3</b>	<b>1</b>	—	—	—
713	Amusement, gambling & recreation industries .....	551	1 893	7 718	27	11	3	4	6	2	1	—	—	—
7139	Other amusement & recreation industries .....	(F)	(D)	(D)	25	10	2	4	6	2	1	—	—	—
71391	Golf courses & country clubs .....	325	889	3 903	9	1	—	3	3	1	1	—	—	—
713910	Golf courses & country clubs .....	325	889	3 903	9	1	—	3	3	1	1	—	—	—
71395	Bowling centers .....	(C)	(D)	(D)	2	—	—	—	1	1	—	—	—	—
<b>72</b>	<b>Accommodation &amp; food services .....</b>	<b>2 126</b>	<b>5 628</b>	<b>20 691</b>	<b>127</b>	<b>53</b>	<b>26</b>	<b>22</b>	<b>21</b>	<b>3</b>	<b>1</b>	—	<b>1</b>	—
721	Accommodation .....	145	416	1 566	27	19	4	2	2	—	—	—	—	—
7211	Traveler accommodation .....	116	330	1 215	14	8	2	2	—	—	—	—	—	—
72111	Hotels (exc casino hotels) & motels .....	116	330	1 215	14	8	2	2	—	—	—	—	—	—
721110	Hotels (exc casino hotels) & motels .....	116	330	1 215	14	8	2	2	—	—	—	—	—	—
722	Food services & drinking places .....	1 981	5 212	19 125	100	34	22	20	19	3	1	—	1	—
7221	Full-service restaurants .....	1 236	3 347	11 952	50	20	9	11	6	2	1	—	1	—
72211	Full-service restaurants .....	1 236	3 347	11 952	50	20	9	11	6	2	1	—	1	—
722110	Full-service restaurants .....	1 236	3 347	11 952	50	20	9	11	6	2	1	—	1	—
7222	Limited-service eating places .....	732	1 854	7 009	44	10	11	9	13	1	—	—	—	—
72221	Limited-service eating places .....	732	1 854	7 009	44	10	11	9	13	1	—	—	—	—
722211	Limited-service restaurants .....	600	1 472	5 739	35	5	10	8	12	—	—	—	—	—
<b>81</b>	<b>Other services (except public administration) .....</b>	<b>940</b>	<b>3 405</b>	<b>13 896</b>	<b>207</b>	<b>146</b>	<b>35</b>	<b>22</b>	<b>4</b>	—	—	—	—	—
811	Repair & maintenance .....	202	1 094	4 509	66	54	9	2	1	—	—	—	—	—
8111	Automotive repair & maintenance .....	124	586	2 511	41	32	7	2	—	—	—	—	—	—
812	Personal & laundry services .....	176	556	2 174	45	36	5	4	—	—	—	—	—	—
813	Religious, grantmaking, civic, prof & like organizations .....	562	1 755	7 213	96	56	21	16	3	—	—	—	—	—
8131	Religious organizations .....	468	1 472	6 027	73	40	18	12	3	—	—	—	—	—
81311	Religious organizations .....	468	1 472	6 027	73	40	18	12	3	—	—	—	—	—
813110	Religious organizations .....	468	1 472	6 027	73	40	18	12	3	—	—	—	—	—
<b>99</b>	<b>Unclassified establishments .....</b>	<b>(A)</b>	<b>(D)</b>	<b>(D)</b>	<b>5</b>	<b>4</b>	<b>1</b>	—	—	—	—	—	—	—
<b>HILLSBOROUGH</b>														
	<b>Total .....</b>	<b>490 103</b>	<b>4 525 392</b>	<b>18 002 938</b>	<b>29 042</b>	<b>16 370</b>	<b>5 001</b>	<b>3 375</b>	<b>2 444</b>	<b>979</b>	<b>623</b>	<b>154</b>	<b>65</b>	<b>31</b>
<b>11</b>	<b>Forestry, fishing, hunting, and agriculture support .....</b>	<b>(C)</b>	<b>(D)</b>	<b>(D)</b>	<b>29</b>	<b>23</b>	<b>3</b>	—	<b>3</b>	—	—	—	—	—
<b>21</b>	<b>Mining .....</b>	<b>(B)</b>	<b>(D)</b>	<b>(D)</b>	<b>5</b>	<b>2</b>	<b>1</b>	<b>2</b>	—	—	—	—	—	—
<b>22</b>	<b>Utilities .....</b>	<b>(H)</b>	<b>(D)</b>	<b>(D)</b>	<b>40</b>	<b>14</b>	<b>3</b>	<b>4</b>	<b>4</b>	<b>4</b>	<b>8</b>	<b>3</b>	—	—
221	Utilities .....	(H)	(D)	(D)	40	14	3	4	4	4	8	3	—	—
2211	Elec pwr generation, transmsn & distribution .....	(H)	(D)	(D)	25	4	2	2	4	2	8	3	—	—
22111	Electric power generation .....	(C)	(D)	(D)	4	2	—	1	—	—	1	—	—	—
22112	Electric pwr transmsn, control & distribution .....	(G)	(D)	(D)	21	2	2	1	4	2	7	3	—	—
2212	Natural gas distribution .....	(C)	(D)	(D)	4	1	—	1	—	2	—	—	—	—
22121	Natural gas distribution .....	(C)	(D)	(D)	4	1	—	1	—	2	—	—	—	—
<b>23</b>	<b>Construction .....</b>	<b>30 530</b>	<b>260 008</b>	<b>1 128 586</b>	<b>2 253</b>	<b>1 359</b>	<b>342</b>	<b>234</b>	<b>188</b>	<b>74</b>	<b>44</b>	<b>8</b>	<b>3</b>	<b>1</b>
236	Construction of Buildings .....	7 082	78 918	330 922	563	371	78	48	40	13	11	1	—	1
2361	Residential Building Construction .....	4 240	46 855	192 314	402	299	49	23	16	8	6	—	—	1
23611	Residential Building Construction .....	4 240	46 855	192 314	402	299	49	23	16	8	6	—	—	1
236115	New Single-Family Housing Construction (except Operative Builders) .....	2 446	18 401	79 180	251	194	31	18	5	1	1	—	—	1
236116	New Multifamily Housing Construction (except Operative Builders) .....	200	2 268	11 232	14	7	4	1	1	—	1	—	—	—
236117	New Housing Operative Builders .....	1 020	22 400	87 422	32	16	3	—	3	7	3	—	—	—
236118	Residential Remodelers .....	574	3 786	14 480	105	82	11	4	7	—	1	—	—	—
2362	Nonresidential Building Construction .....	2 842	32 063	138 608	161	72	29	25	24	5	5	1	—	—
23621	Industrial Building Construction .....	121	1 013	6 240	9	6	—	1	1	—	—	—	—	—
236210	Industrial Building Construction .....	121	1 013	6 240	9	6	—	1	1	—	—	—	—	—
23622	Commercial and Institutional Building Construction .....	2 721	31 050	132 368	152	66	29	24	23	4	5	1	—	—
236220	Commercial and Institutional Building Construction .....	2 721	31 050	132 368	152	66	29	24	23	4	5	1	—	—

See footnotes at end of table.

**Table 6. Counties—Employees, Payroll, and Establishments by Industry: 2003—Con.**

[Excludes most government employees, railroad employees, and self-employed persons. Size class 1 to 4 includes establishments with payroll, but no employees, during mid-March pay period. (D) denotes figures withheld to avoid disclosing data for individual companies; the data are included in broader industry totals. Detailed industries with 100 or more employees are shown if industry was not a (D). For explanation of terms, abbreviations, and data reliability/comparability, see introductory text]

NAICS code	Industry	Number of employees for week including March 12	Payroll (\$1,000)		Total number of establishments	Number of establishments by employment-size class									
			First quarter	Annual		1 to 4	5 to 9	10 to 19	20 to 49	50 to 99	100 to 249	250 to 499	500 to 999	1,000 or more	
<b>HILLSBOROUGH—Con.</b>															
<b>23 Construction—Con.</b>															
237	Heavy and Civil Engineering Construction .....	5 032	43 345	193 102	162	76	27	25	12	8	9	4	1	—	
2371	Utility System Construction .....	2 241	19 974	88 789	67	26	15	14	4	2	3	3	—	—	
23711	Water and Sewer Line and Related Structures Construction .....	1 499	12 789	59 847	43	20	8	7	2	2	2	—	—	—	
237110	Water and Sewer Line and Related Structures Construction .....	1 499	12 789	59 847	43	20	8	7	2	2	2	—	—	—	
23713	Power and Communication Line and Related Structures Construction .....	677	6 786	27 276	19	5	7	3	2	—	1	1	—	—	
237130	Power and Communication Line and Related Structures Construction .....	677	6 786	27 276	19	5	7	3	2	—	1	1	—	—	
2372	Land Subdivision .....	258	2 431	10 257	49	36	9	3	—	—	1	—	—	—	
23721	Land Subdivision .....	258	2 431	10 257	49	36	9	3	—	—	1	—	—	—	
237210	Land Subdivision .....	258	2 431	10 257	49	36	9	3	—	—	1	—	—	—	
2373	Highway, Street, and Bridge Construction .....	1 836	15 017	64 222	29	8	2	4	6	5	2	1	1	—	
23731	Highway, Street, and Bridge Construction .....	1 836	15 017	64 222	29	8	2	4	6	5	2	1	1	—	
237310	Highway, Street, and Bridge Construction .....	1 836	15 017	64 222	29	8	2	4	6	5	2	1	1	—	
2379	Other Heavy and Civil Engineering Construction .....	697	5 923	29 834	17	6	1	4	2	1	3	—	—	—	
23799	Other Heavy and Civil Engineering Construction .....	697	5 923	29 834	17	6	1	4	2	1	3	—	—	—	
237990	Other Heavy and Civil Engineering Construction .....	697	5 923	29 834	17	6	1	4	2	1	3	—	—	—	
238	Specialty Trade Contractors .....	18 416	137 745	604 562	1 528	912	237	161	136	53	24	3	2	—	
2381	Foundation, Structure, and Building Exterior Contractors .....	3 805	27 312	119 151	333	185	57	40	35	10	6	—	—	—	
23811	Poured Concrete Foundation and Structure Contractors .....	704	4 531	22 197	68	36	13	8	9	1	1	—	—	—	
238110	Poured Concrete Foundation and Structure Contractors .....	704	4 531	22 197	68	36	13	8	9	1	1	—	—	—	
23812	Structural Steel and Precast Concrete Contractors .....	193	1 364	5 041	18	9	1	6	1	1	—	—	—	—	
238120	Structural Steel and Precast Concrete Contractors .....	193	1 364	5 041	18	9	1	6	1	1	—	—	—	—	
23813	Framing Contractors .....	422	2 421	10 517	50	34	8	3	3	1	1	—	—	—	
238130	Framing Contractors .....	422	2 421	10 517	50	34	8	3	3	1	1	—	—	—	
23814	Masonry Contractors .....	614	2 915	13 916	66	36	17	2	9	1	1	—	—	—	
238140	Masonry Contractors .....	614	2 915	13 916	66	36	17	2	9	1	1	—	—	—	
23815	Glass and Glazing Contractors .....	201	1 554	6 723	18	6	1	9	2	—	—	—	—	—	
238150	Glass and Glazing Contractors .....	201	1 554	6 723	18	6	1	9	2	—	—	—	—	—	
23816	Roofing Contractors .....	1 401	13 070	55 763	68	32	10	9	9	5	3	—	—	—	
238160	Roofing Contractors .....	1 401	13 070	55 763	68	32	10	9	9	5	3	—	—	—	
23817	Siding Contractors .....	137	649	2 653	32	25	4	1	2	—	—	—	—	—	
238170	Siding Contractors .....	137	649	2 653	32	25	4	1	2	—	—	—	—	—	
23819	Other Foundation, Structure, and Building Exterior Contractors .....	133	808	2 341	13	7	3	2	—	1	—	—	—	—	
238190	Other Foundation, Structure, and Building Exterior Contractors .....	133	808	2 341	13	7	3	2	—	1	—	—	—	—	
2382	Building Equipment Contractors .....	8 466	67 467	288 475	564	298	94	63	68	26	13	1	1	—	
23821	Electrical Contractors .....	4 180	32 990	142 795	219	116	42	18	19	13	10	—	—	—	
238210	Electrical Contractors .....	4 180	32 990	142 795	219	116	42	18	19	13	10	—	—	—	
23822	Plumbing, Heating, and Air-Conditioning Contractors .....	3 719	28 592	123 015	319	174	46	44	41	11	2	1	—	—	
238220	Plumbing, Heating, and Air-Conditioning Contractors .....	3 719	28 592	123 015	319	174	46	44	41	11	2	1	—	—	
23829	Other Building Equipment Contractors .....	567	5 885	22 665	26	8	6	1	8	2	1	—	—	—	
238290	Other Building Equipment Contractors .....	567	5 885	22 665	26	8	6	1	8	2	1	—	—	—	
2383	Building Finishing Contractors .....	4 221	28 985	133 765	401	277	55	32	20	12	2	2	1	—	
23831	Drywall and Insulation Contractors .....	2 090	16 232	79 876	84	48	13	9	5	5	2	1	1	—	
238310	Drywall and Insulation Contractors .....	2 090	16 232	79 876	84	48	13	9	5	5	2	1	1	—	
23832	Painting and Wall Covering Contractors .....	1 170	6 375	27 048	124	85	16	11	6	5	—	—	—	—	
238320	Painting and Wall Covering Contractors .....	1 170	6 375	27 048	124	85	16	11	6	5	—	—	—	—	
23833	Flooring Contractors .....	285	2 087	9 735	48	32	7	5	3	1	—	—	—	—	
238330	Flooring Contractors .....	285	2 087	9 735	48	32	7	5	3	1	—	—	—	—	
23834	Tile and Terrazzo Contractors .....	295	1 896	6 904	44	32	6	2	3	1	—	—	—	—	
238340	Tile and Terrazzo Contractors .....	295	1 896	6 904	44	32	6	2	3	1	—	—	—	—	
23835	Finish Carpentry Contractors .....	222	1 395	5 754	75	62	10	2	1	—	—	—	—	—	
238350	Finish Carpentry Contractors .....	222	1 395	5 754	75	62	10	2	1	—	—	—	—	—	
23839	Other Building Finishing Contractors .....	159	1 000	4 448	26	18	3	3	2	—	—	—	—	—	
238390	Other Building Finishing Contractors .....	159	1 000	4 448	26	18	3	3	2	—	—	—	—	—	
2389	Other Specialty Trade Contractors .....	1 924	13 981	63 171	230	152	31	26	13	5	3	—	—	—	
23891	Site Preparation Contractors .....	858	7 205	32 692	82	51	10	10	8	1	2	—	—	—	
238910	Site Preparation Contractors .....	858	7 205	32 692	82	51	10	10	8	1	2	—	—	—	
23899	All Other Specialty Trade Contractors .....	1 066	6 776	30 479	148	101	21	16	5	4	1	—	—	—	
238990	All Other Specialty Trade Contractors .....	1 066	6 776	30 479	148	101	21	16	5	4	1	—	—	—	
<b>31-33</b>	<b>Manufacturing .....</b>	<b>26 337</b>	<b>244 029</b>	<b>1 037 697</b>	<b>900</b>	<b>375</b>	<b>133</b>	<b>139</b>	<b>130</b>	<b>65</b>	<b>40</b>	<b>12</b>	<b>6</b>	<b>—</b>	
311	Food mfg .....	3 213	34 577	151 473	64	22	8	10	11	6	4	2	1	—	
3113	Sugar & confectionery product mfg .....	(C)	(D)	(D)	3	2	—	—	—	—	1	—	—	—	
31134	Nonchocolate confectionery mfg .....	(C)	(D)	(D)	1	—	—	—	—	—	1	—	—	—	
3114	Fruit & veg preserving & specialty food mfg .....	123	836	5 645	5	2	—	1	—	2	—	—	—	—	
3115	Dairy product mfg .....	(E)	(D)	(D)	4	—	—	1	1	1	1	—	—	—	
31152	Ice cream & frozen dessert mfg .....	(E)	(D)	(D)	3	—	—	1	—	1	1	—	—	—	
3116	Animal slaughtering & processing .....	826	7 064	28 048	8	2	1	1	2	1	—	—	1	—	
31161	Animal slaughtering & processing .....	826	7 064	28 048	8	2	1	1	2	1	—	—	1	—	
3117	Seafood product preparation & packaging .....	(F)	(D)	(D)	6	3	1	—	—	—	—	2	—	—	
31171	Seafood product preparation & packaging .....	(F)	(D)	(D)	6	3	1	—	—	—	—	2	—	—	
3118	Bakeries & tortilla mfg .....	644	3 191	13 351	27	11	6	5	2	1	2	—	—	—	
31181	Bread & bakery product mfg .....	(E)	(D)	(D)	26	11	6	5	2	1	1	—	—	—	
311812	Commercial bakeries .....	207	848	3 989	8	3	2	1	1	—	1	—	—	—	
31182	Cookie, cracker & pasta mfg .....	(C)	(D)	(D)	1	—	—	—	—	—	1	—	—	—	

See footnotes at end of table.

**Table 6. Counties—Employees, Payroll, and Establishments by Industry: 2003—Con.**

[Excludes most government employees, railroad employees, and self-employed persons. Size class 1 to 4 includes establishments with payroll, but no employees, during mid-March pay period. (D) denotes figures withheld to avoid disclosing data for individual companies; the data are included in broader industry totals. Detailed industries with 100 or more employees are shown if industry was not a (D). For explanation of terms, abbreviations, and data reliability/comparability, see introductory text]

NAICS code	Industry	Number of employees for week including March 12	Payroll (\$1,000)		Total number of establishments	Number of establishments by employment-size class									
			First quarter	Annual		1 to 4	5 to 9	10 to 19	20 to 49	50 to 99	100 to 249	250 to 499	500 to 999	1,000 or more	
<b>HILLSBOROUGH—Con.</b>															
<b>31-33 Manufacturing—Con.</b>															
311	Food mfg—Con.														
3119	Other food mfg .....	226	1 598	7 370	9	2	—	1	5	1	—	—	—	—	
31199	All other food mfg .....	130	1 031	4 888	4	1	—	—	2	1	—	—	—	—	
312	Beverage & tobacco product mfg .....	1 036	8 233	39 869	9	3	—	—	1	2	2	—	1	—	
3121	Beverage mfg .....	(E)	(D)	(D)	7	2	—	—	1	2	—	—	—	—	
31211	Soft drink & ice mfg .....	(E)	(D)	(D)	6	2	—	—	1	1	2	—	—	—	
312111	Soft drink mfg .....	396	3 973	18 485	3	—	—	—	—	1	2	—	—	—	
3122	Tobacco mfg .....	(F)	(D)	(D)	2	1	—	—	—	—	—	—	1	—	
31222	Tobacco product mfg .....	(F)	(D)	(D)	2	1	—	—	—	—	—	—	1	—	
314	Textile product mills .....	111	621	3 122	18	10	3	4	1	—	—	—	—	—	
315	Apparel manufacturing .....	1 581	11 757	63 716	25	17	1	2	2	—	1	1	1	—	
3152	Cut & sew apparel mfg .....	(G)	(D)	(D)	24	16	1	2	2	—	1	1	1	—	
31522	Men's, boys' cut & sew apparel mfg .....	(G)	(D)	(D)	3	—	—	1	—	—	—	1	1	—	
31529	Other cut & sew apparel mfg .....	(C)	(D)	(D)	4	3	—	—	—	—	1	—	—	—	
321	Wood product mfg .....	1 328	9 622	43 814	31	8	5	2	6	6	3	1	—	—	
3211	Sawmills & wood preservation .....	(C)	(D)	(D)	6	3	1	—	1	1	—	—	—	—	
32111	Sawmills & wood preservation .....	(C)	(D)	(D)	6	3	1	—	1	1	—	—	—	—	
3212	Veneer, plywood & engineered wood product mfg .....	(E)	(D)	(D)	4	—	—	—	1	2	1	—	—	—	
32121	Veneer, plywood & engineered wood product mfg .....	(E)	(D)	(D)	4	—	—	—	1	2	1	—	—	—	
3219	Other wood product mfg .....	903	5 604	28 344	21	5	4	2	4	3	2	1	—	—	
32191	Millwork .....	263	1 818	7 879	5	1	1	—	1	1	1	—	—	—	
32199	All other wood product mfg .....	576	3 348	18 282	10	1	3	1	2	1	1	—	—	—	
322	Paper mfg .....	1 009	8 473	41 667	24	3	3	7	6	2	3	—	—	—	
3222	Converted paper product mfg .....	1 009	8 473	41 667	24	3	3	7	6	2	3	—	—	—	
32221	Paperboard container mfg .....	822	7 281	36 671	14	1	1	4	4	1	3	—	—	—	
323	Printing & related support activities .....	1 701	12 462	52 737	138	65	32	19	17	3	2	—	—	—	
3231	Printing & related support activities .....	1 701	12 462	52 737	138	65	32	19	17	3	2	—	—	—	
32311	Printing .....	1 640	11 884	50 059	130	60	31	19	15	3	2	—	—	—	
323110	Commercial lithographic printing .....	943	7 653	32 929	46	23	7	6	6	2	2	—	—	—	
323112	Commercial flexographic printing .....	130	913	3 375	4	1	—	—	2	1	—	—	—	—	
323113	Commercial screen printing .....	162	1 031	4 211	15	4	4	5	2	—	—	—	—	—	
323114	Quick printing .....	206	1 094	4 627	41	22	13	5	1	—	—	—	—	—	
324	Petroleum & coal products mfg .....	323	4 355	17 078	8	1	2	1	2	1	1	—	—	—	
3241	Petroleum & coal products mfg .....	323	4 355	17 078	8	1	2	1	2	1	1	—	—	—	
32412	Asphalt paving, roofing & saturated mat mfg ..	(E)	(D)	(D)	5	—	1	1	2	—	1	—	—	—	
325	Chemical mfg .....	2 047	25 634	104 577	54	21	9	9	8	4	—	3	—	—	
3253	Pesticide, fertilizer & oth ag chemical mfg .....	1 094	15 564	65 371	9	—	—	4	2	1	—	2	—	—	
32531	Fertilizer mfg .....	1 094	15 564	65 371	9	—	—	4	2	1	—	2	—	—	
3254	Pharmaceutical & medicine mfg .....	(E)	(D)	(D)	5	1	2	1	—	—	—	1	—	—	
32541	Pharmaceutical & medicine mfg .....	(E)	(D)	(D)	5	1	2	1	—	—	—	1	—	—	
3256	Soap, cleaners & toilet preparation mfg .....	277	3 080	12 308	15	6	2	1	4	2	—	—	—	—	
32561	Soap & cleaning compound mfg .....	(C)	(D)	(D)	11	4	2	1	2	2	—	—	—	—	
325612	Polish & other sanitation goods mfg .....	170	1 638	6 998	8	3	1	1	1	2	—	—	—	—	
326	Plastics & rubber products mfg .....	1 268	9 625	42 613	41	9	8	7	8	6	3	—	—	—	
3261	Plastics product mfg .....	1 109	8 390	37 630	33	7	6	7	5	5	3	—	—	—	
32611	Unsupported plastics film, sheet, & bag mfg ..	155	1 553	6 168	5	2	1	1	—	—	—	—	—	—	
32614	Polystyrene foam product mfg .....	(C)	(D)	(D)	3	—	—	1	—	—	—	—	—	—	
32619	Other plastics product mfg .....	530	3 388	16 503	15	4	—	3	4	3	1	—	—	—	
3262	Rubber product mfg .....	159	1 235	4 983	8	2	2	—	3	1	—	—	—	—	
32629	Other rubber product mfg .....	(C)	(D)	(D)	6	2	2	—	1	1	—	—	—	—	
327	Nonmetallic mineral product mfg .....	1 893	18 655	75 101	56	14	5	15	9	6	7	—	—	—	
3272	Glass & glass product mfg .....	108	856	3 599	8	6	1	—	—	1	—	—	—	—	
32721	Glass & glass product mfg .....	108	856	3 599	8	6	1	—	—	1	—	—	—	—	
3273	Cement & concrete product mfg .....	1 443	13 974	55 734	32	—	3	12	8	3	6	—	—	—	
32732	Ready-mix concrete mfg .....	314	2 926	11 854	16	—	1	10	4	1	—	—	—	—	
327320	Ready-mix concrete mfg .....	314	2 926	11 854	16	—	1	10	4	1	—	—	—	—	
32733	Concrete pipe, brick & block mfg .....	(C)	(D)	(D)	6	—	1	2	2	1	—	—	—	—	
32739	Other concrete product mfg .....	955	9 586	37 311	9	—	1	—	1	1	6	—	—	—	
327390	Other concrete product mfg .....	955	9 586	37 311	9	—	1	—	1	1	6	—	—	—	
3274	Lime & gypsum product mfg .....	(C)	(D)	(D)	3	1	—	—	—	1	1	—	—	—	
32742	Gypsum product mfg .....	(C)	(D)	(D)	3	1	—	—	—	1	1	—	—	—	
331	Primary metal mfg .....	651	5 119	19 611	10	1	1	1	1	5	1	—	—	—	
3312	Steel product mfg from purchased steel .....	116	819	3 310	3	—	1	—	1	1	—	—	—	—	
33122	Rolling & drawing of purchased steel .....	(C)	(D)	(D)	2	—	—	—	1	1	—	—	—	—	
3313	Alumina & aluminum production & processing ..	(E)	(D)	(D)	4	1	—	1	—	1	1	—	—	—	
33131	Alumina & aluminum production & processing .....	(E)	(D)	(D)	4	1	—	1	—	1	1	—	—	—	

See footnotes at end of table.



**Table 6. Counties—Employees, Payroll, and Establishments by Industry: 2003—Con.**

[Excludes most government employees, railroad employees, and self-employed persons. Size class 1 to 4 includes establishments with payroll, but no employees, during mid-March pay period. (D) denotes figures withheld to avoid disclosing data for individual companies; the data are included in broader industry totals. Detailed industries with 100 or more employees are shown if industry was not a (D). For explanation of terms, abbreviations, and data reliability/comparability, see introductory text]

NAICS code	Industry	Number of employees for week including March 12	Payroll (\$1,000)		Total number of establishments	Number of establishments by employment-size class								
			First quarter	Annual		1 to 4	5 to 9	10 to 19	20 to 49	50 to 99	100 to 249	250 to 499	500 to 999	1,000 or more
<b>HILLSBOROUGH—Con.</b>														
<b>31-33 Manufacturing—Con.</b>														
332	Fabricated metal product mfg .....	3 025	26 504	101 951	121	49	21	18	17	10	4	2	-	-
3322	Cutlery & handtool mfg .....	114	765	3 599	4	1	-	2	-	1	-	-	-	-
33221	Cutlery & handtool mfg .....	114	765	3 599	4	1	-	2	-	1	-	-	-	-
3323	Architectural & structural metals mfg .....	1 251	9 119	36 523	49	15	7	7	14	5	-	1	-	-
33231	Plate work & fabricated structural prod mfg .....	470	3 815	16 511	16	4	2	1	6	3	-	-	-	-
332312	Fabricated structural metal mfg .....	430	3 489	14 547	12	2	1	1	5	3	-	-	-	-
33232	Ornamental & architectural metal prod mfg .....	781	5 304	20 012	33	11	5	6	8	2	-	1	-	-
332321	Metal window & door mfg .....	466	3 152	12 745	8	1	1	2	2	1	-	1	-	-
332322	Sheet metal work mfg .....	235	1 581	5 792	18	6	4	3	4	1	-	-	-	-
3324	Boiler, tank & shipping container mfg .....	354	5 447	17 487	5	1	-	-	2	-	2	-	-	-
33242	Metal tank (heavy gauge) mfg .....	(C)	(D)	(D)	4	1	-	-	2	-	1	-	-	-
33243	Light gauge metal container mfg .....	(C)	(D)	(D)	1	-	-	-	-	-	1	-	-	-
3326	Spring & wire product mfg .....	125	867	2 951	6	4	1	-	-	-	1	-	-	-
33261	Spring & wire product mfg .....	125	867	2 951	6	4	1	-	-	-	1	-	-	-
332618	Other fabricated wire product mfg .....	125	867	2 951	6	4	1	-	-	-	1	-	-	-
3327	Mach shops, turn prod, screw, nut, bolt mfg .....	290	2 137	9 007	27	15	6	4	-	2	-	-	-	-
33271	Machine shops .....	(C)	(D)	(D)	25	15	5	4	-	1	-	-	-	-
3329	Other fabricated metal product mfg .....	726	6 962	27 004	11	3	3	2	-	1	1	1	-	-
33291	Metal valve mfg .....	(C)	(D)	(D)	1	-	-	-	-	-	1	-	-	-
33299	All other fabricated metal product mfg .....	(F)	(D)	(D)	10	3	3	2	-	1	-	1	-	-
332999	All other misc fabricated metal product mfg .....	423	3 648	14 702	6	1	2	2	-	-	-	1	-	-
333	Machinery mfg .....	1 031	12 145	54 772	39	18	5	6	8	1	-	-	1	-
3333	Commercial & service industry machinery mfg ..	702	9 061	41 738	9	3	1	1	2	1	-	-	1	-
33331	Commercial & service industry machinery mfg .....	702	9 061	41 738	9	3	1	1	2	1	-	-	1	-
334	Computer & electronic product mfg .....	2 325	27 197	105 616	34	14	-	5	7	2	3	1	2	-
3342	Communications equipment mfg .....	348	6 377	22 947	9	3	-	1	4	-	1	-	-	-
33422	Radio, TV broadcast & wireless comm equip mfg .....	234	3 900	13 537	5	2	-	1	1	-	1	-	-	-
334220	Radio, TV broadcast & wireless comm equip mfg .....	234	3 900	13 537	5	2	-	1	1	-	1	-	-	-
3344	Semiconductor & oth electronic component mfg .....	1 796	18 981	74 434	10	2	-	1	1	1	2	1	2	-
33441	Semiconductor & oth electronic component mfg .....	1 796	18 981	74 434	10	2	-	1	1	1	2	1	2	-
3345	Nav, measuring, medical, control instruments mfg .....	164	1 687	7 626	11	6	-	2	2	1	-	-	-	-
33451	Nav, measuring, medical, control instruments mfg .....	164	1 687	7 626	11	6	-	2	2	1	-	-	-	-
335	Electrical equip, appliance & component mfg .....	747	7 624	28 824	17	5	3	1	3	4	-	1	-	-
3351	Electric lighting equipment mfg .....	107	722	2 384	5	2	2	-	-	1	-	-	-	-
33512	Lighting fixture mfg .....	107	722	2 384	5	2	2	-	-	1	-	-	-	-
3353	Electrical equipment mfg .....	107	1 148	4 488	3	-	1	-	1	1	-	-	-	-
33531	Electrical equipment mfg .....	107	1 148	4 488	3	-	1	-	1	1	-	-	-	-
3359	Other electrical equipment & component mfg .....	533	5 754	21 952	9	3	-	1	2	2	-	1	-	-
33591	Battery mfg .....	(E)	(D)	(D)	1	-	-	-	-	-	-	1	-	-
33592	Communication & energy wire & cable mfg .....	(C)	(D)	(D)	2	-	-	1	-	1	-	-	-	-
336	Transportation equipment mfg .....	1 145	9 377	39 799	34	15	5	5	3	2	3	1	-	-
3362	Motor vehicle body & trailer mfg .....	216	1 573	7 240	8	2	1	1	3	1	-	-	-	-
33621	Motor vehicle body & trailer mfg .....	216	1 573	7 240	8	2	1	1	3	1	-	-	-	-
3364	Aerospace product & parts mfg .....	246	1 724	6 423	6	3	-	1	-	1	-	-	-	-
33641	Aerospace product & parts mfg .....	246	1 724	6 423	6	3	-	1	-	1	-	-	-	-
3366	Ship & boat building .....	616	5 711	24 499	7	2	1	1	-	-	2	1	-	-
33661	Ship & boat building .....	616	5 711	24 499	7	2	1	1	-	-	2	1	-	-
337	Furniture & related product mfg .....	961	6 317	25 775	70	34	8	16	8	1	3	-	-	-
3371	HH & institutional furniture & kitchen cabinet mfg .....	410	2 650	10 258	53	29	7	13	3	1	-	-	-	-
33711	Wood kitchen cabinet & countertop mfg .....	247	1 599	6 390	34	20	3	9	2	-	-	-	-	-
337110	Wood kitchen cabinet & countertop mfg .....	247	1 599	6 390	34	20	3	9	2	-	-	-	-	-
33712	Household & institutional furniture mfg .....	163	1 051	3 868	19	9	4	4	1	1	-	-	-	-
337121	Upholstered household furniture mfg .....	102	715	2 566	7	1	2	3	-	1	-	-	-	-
3372	Office furniture (including fixtures) mfg .....	373	2 591	11 355	12	4	1	2	3	-	2	-	-	-
33721	Office furniture (including fixtures) mfg .....	373	2 591	11 355	12	4	1	2	3	-	2	-	-	-
3379	Other furniture related product mfg .....	178	1 076	4 162	5	1	-	1	2	-	1	-	-	-
33792	Blind & shade mfg .....	(C)	(D)	(D)	3	-	-	-	2	-	1	-	-	-
339	Miscellaneous mfg .....	874	5 372	23 953	95	58	12	10	11	4	-	-	-	-
3391	Medical equipment & supplies mfg .....	378	2 305	10 239	44	28	7	3	4	2	-	-	-	-
33911	Medical equipment & supplies mfg .....	378	2 305	10 239	44	28	7	3	4	2	-	-	-	-
339116	Dental laboratories .....	217	1 136	4 670	32	22	5	3	1	1	-	-	-	-
3399	Other miscellaneous mfg .....	496	3 067	13 714	51	30	5	7	7	2	-	-	-	-
33995	Sign mfg .....	132	866	2 746	22	17	-	4	-	1	-	-	-	-
339950	Sign mfg .....	132	866	2 746	22	17	-	4	-	1	-	-	-	-
33999	All other misc mfg .....	275	1 716	7 845	16	6	2	1	6	1	-	-	-	-

See footnotes at end of table.

**Table 6. Counties—Employees, Payroll, and Establishments by Industry: 2003—Con.**

[Excludes most government employees, railroad employees, and self-employed persons. Size class 1 to 4 includes establishments with payroll, but no employees, during mid-March pay period. (D) denotes figures withheld to avoid disclosing data for individual companies; the data are included in broader industry totals. Detailed industries with 100 or more employees are shown if industry was not a (D). For explanation of terms, abbreviations, and data reliability/comparability, see introductory text]

NAICS code	Industry	Number of employees for week including March 12	Payroll (\$1,000)		Total number of establishments	Number of establishments by employment-size class								
			First quarter	Annual		1 to 4	5 to 9	10 to 19	20 to 49	50 to 99	100 to 249	250 to 499	500 to 999	1,000 or more
<b>HILLSBOROUGH—Con.</b>														
<b>42</b>	<b>Wholesale trade .....</b>	<b>32 591</b>	<b>328 533</b>	<b>1 339 545</b>	<b>2 079</b>	<b>1 075</b>	<b>369</b>	<b>285</b>	<b>225</b>	<b>73</b>	<b>36</b>	<b>12</b>	<b>4</b>	<b>-</b>
423	Merchant Wholesalers, Durable Goods .....	16 955	177 320	731 141	1 203	590	227	184	136	46	15	4	1	-
4231	Motor Vehicle and Motor Vehicle Parts and Supplies Merchant Wholesalers .....	2 145	17 192	71 111	133	61	25	17	17	11	2	-	-	-
42311	Automobile and Other Motor Vehicle Merchant Wholesalers .....	631	5 758	24 652	41	23	6	3	5	3	1	-	-	-
423110	Automobile and Other Motor Vehicle Merchant Wholesalers .....	631	5 758	24 652	41	23	6	3	5	3	1	-	-	-
42312	Motor Vehicle Supplies and New Parts Merchant Wholesalers .....	1 200	8 672	35 358	67	27	16	10	6	7	1	-	-	-
423120	Motor Vehicle Supplies and New Parts Merchant Wholesalers .....	1 200	8 672	35 358	67	27	16	10	6	7	1	-	-	-
42313	Tire and Tube Merchant Wholesalers .....	196	1 824	7 138	17	7	2	3	5	-	-	-	-	-
423130	Tire and Tube Merchant Wholesalers .....	196	1 824	7 138	17	7	2	3	5	-	-	-	-	-
42314	Motor Vehicle Parts (Used) Merchant Wholesalers .....	118	938	3 963	8	4	1	1	1	1	-	-	-	-
423140	Motor Vehicle Parts (Used) Merchant Wholesalers .....	118	938	3 963	8	4	1	1	1	1	-	-	-	-
4232	Furniture and Home Furnishing Merchant Wholesalers .....	508	6 093	24 203	60	32	13	7	7	1	-	-	-	-
42321	Furniture Merchant Wholesalers .....	156	1 545	6 323	24	16	4	1	3	-	-	-	-	-
423210	Furniture Merchant Wholesalers .....	156	1 545	6 323	24	16	4	1	3	-	-	-	-	-
42322	Home Furnishing Merchant Wholesalers .....	352	4 548	17 880	36	16	9	6	4	1	-	-	-	-
423220	Home Furnishing Merchant Wholesalers .....	352	4 548	17 880	36	16	9	6	4	1	-	-	-	-
4233	Lumber and Other Construction Materials Merchant Wholesalers .....	1 248	13 594	55 291	104	46	24	18	13	2	1	-	-	-
42331	Lumber, Plywood, Millwork, and Wood Panel Merchant Wholesalers .....	526	6 096	24 609	41	19	8	4	9	1	-	-	-	-
423310	Lumber, Plywood, Millwork, and Wood Panel Merchant Wholesalers .....	526	6 096	24 609	41	19	8	4	9	1	-	-	-	-
42332	Brick, Stone, and Related Construction Material Merchant Wholesalers .....	161	1 712	7 686	31	16	10	5	-	-	-	-	-	-
423320	Brick, Stone, and Related Construction Material Merchant Wholesalers .....	161	1 712	7 686	31	16	10	5	-	-	-	-	-	-
42333	Roofing, Siding, and Insulation Material Merchant Wholesalers .....	353	4 651	18 311	15	3	4	4	3	-	1	-	-	-
423330	Roofing, Siding, and Insulation Material Merchant Wholesalers .....	353	4 651	18 311	15	3	4	4	3	-	1	-	-	-
42339	Other Construction Material Merchant Wholesalers .....	208	1 135	4 685	17	8	2	5	1	1	-	-	-	-
423390	Other Construction Material Merchant Wholesalers .....	208	1 135	4 685	17	8	2	5	1	1	-	-	-	-
4234	Professional and Commercial Equipment and Supplies Merchant Wholesalers .....	4 796	54 077	230 818	205	97	38	24	23	13	7	2	1	-
42342	Office Equipment Merchant Wholesalers .....	1 396	15 747	68 143	41	12	10	8	4	4	1	2	-	-
423420	Office Equipment Merchant Wholesalers .....	1 396	15 747	68 143	41	12	10	8	4	4	1	2	-	-
42343	Computer and Computer Peripheral Equipment and Software Merchant Wholesalers .....	711	10 674	44 748	50	27	7	4	9	2	1	-	-	-
423430	Computer and Computer Peripheral Equipment and Software Merchant Wholesalers .....	711	10 674	44 748	50	27	7	4	9	2	1	-	-	-
42344	Other Commercial Equipment Merchant Wholesalers .....	431	3 477	14 553	29	12	7	4	4	1	1	-	-	-
423440	Other Commercial Equipment Merchant Wholesalers .....	431	3 477	14 553	29	12	7	4	4	1	1	-	-	-
42345	Medical, Dental, and Hospital Equipment and Supplies Merchant Wholesaler .....	1 869	20 790	90 519	66	37	10	4	6	5	3	-	1	-
423450	Medical, Dental, and Hospital Equipment and Supplies Merchant Wholesaler .....	1 869	20 790	90 519	66	37	10	4	6	5	3	-	1	-
42346	Ophthalmic Goods Merchant Wholesalers .....	245	1 711	6 433	8	3	1	3	-	-	1	-	-	-
423460	Ophthalmic Goods Merchant Wholesalers .....	245	1 711	6 433	8	3	1	3	-	-	1	-	-	-
42349	Other Professional Equipment and Supplies Merchant Wholesalers .....	119	1 241	4 434	8	5	2	-	-	1	-	-	-	-
423490	Other Professional Equipment and Supplies Merchant Wholesalers .....	119	1 241	4 434	8	5	2	-	-	1	-	-	-	-
4235	Metal and Mineral (except Petroleum) Merchant Wholesalers .....	845	8 483	36 003	50	17	9	7	14	2	1	-	-	-
42351	Metal Service Centers and Other Metal Merchant Wholesalers .....	(F)	(D)	(D)	49	16	9	7	14	2	1	-	-	-
4236	Electrical and Electronic Goods Merchant Wholesalers .....	2 158	23 713	94 461	163	87	26	24	17	6	2	1	-	-
42361	Electrical Apparatus and Equipment, Wiring Supplies, and Related Equipment .....	1 233	14 990	61 808	72	38	9	12	7	4	1	1	-	-
423610	Electrical Apparatus and Equipment, Wiring Supplies, and Related Equipment .....	1 233	14 990	61 808	72	38	9	12	7	4	1	1	-	-
42362	Electrical and Electronic Appliance, Television, and Radio Set Merchant Wholesalers .....	186	1 134	4 620	16	8	3	3	1	-	1	-	-	-
423620	Electrical and Electronic Appliance, Television, and Radio Set Merchant Wholesalers .....	186	1 134	4 620	16	8	3	3	1	-	1	-	-	-
42369	Other Electronic Parts and Equipment Merchant Wholesalers .....	739	7 589	28 033	75	41	14	9	9	2	-	-	-	-
423690	Other Electronic Parts and Equipment Merchant Wholesalers .....	739	7 589	28 033	75	41	14	9	9	2	-	-	-	-
4237	Hardware, and Plumbing and Heating Equipment and Supplies Merchant Wholesale .....	1 267	13 314	50 727	116	45	32	29	8	1	1	-	-	-
42371	Hardware Merchant Wholesalers .....	386	3 283	13 352	39	12	15	10	1	1	-	-	-	-
423710	Hardware Merchant Wholesalers .....	386	3 283	13 352	39	12	15	10	1	1	-	-	-	-
42372	Plumbing and Heating Equipment and Supplies (Hydronics) Merchant Wholesale .....	330	3 603	13 323	35	17	4	10	4	-	-	-	-	-
423720	Plumbing and Heating Equipment and Supplies (Hydronics) Merchant Wholesale .....	330	3 603	13 323	35	17	4	10	4	-	-	-	-	-
42373	Warm Air Heating and Air-Conditioning Equipment and Supplies Merchant Wholesale .....	294	3 670	14 334	33	10	12	8	3	-	-	-	-	-

See footnotes at end of table.

**Table 6. Counties—Employees, Payroll, and Establishments by Industry: 2003—Con.**

[Excludes most government employees, railroad employees, and self-employed persons. Size class 1 to 4 includes establishments with payroll, but no employees, during mid-March pay period. (D) denotes figures withheld to avoid disclosing data for individual companies; the data are included in broader industry totals. Detailed industries with 100 or more employees are shown if industry was not a (D). For explanation of terms, abbreviations, and data reliability/comparability, see introductory text]

NAICS code	Industry	Number of employees for week including March 12	Payroll (\$1,000)		Total number of establishments	Number of establishments by employment-size class																					
			First quarter	Annual		1 to 4	5 to 9	10 to 19	20 to 49	50 to 99	100 to 249	250 to 499	500 to 999	1,000 or more													
<b>HILLSBOROUGH—Con.</b>																											
<b>42 Wholesale trade—Con.</b>																											
423	Merchant Wholesalers, Durable Goods—Con.																										
4237	Hardware, and Plumbing and Heating Equipment and Supplies Merchant Wholesale—Con.																										
42373	Warm Air Heating and Air-Conditioning Equipment and Supplies Merchant Wholesale—Con.																										
423730	Warm Air Heating and Air-Conditioning Equipment and Supplies Merchant Wholesale—Con.																										
42374	Refrigeration Equipment and Supplies Merchant Wholesalers	294	3 670	14 334	33	10	12	8	3	—	—	—	—	—	—	—	—	—	—	—	—	—	—	—			
423740	Refrigeration Equipment and Supplies Merchant Wholesalers	257	2 758	9 718	9	6	1	1	—	—	1	—	—	—	—	—	—	—	—	—	—	—	—	—			
4238	Machinery, Equipment, and Supplies Merchant Wholesalers	257	2 758	9 718	9	6	1	1	—	—	1	—	—	—	—	—	—	—	—	—	—	—	—	—			
42381	Machinery, Equipment, and Supplies Merchant Wholesalers	3 153	33 627	137 190	235	110	39	46	30	8	1	1	—	—	—	—	—	—	—	—	—	—	—	—			
423810	Construction and Mining (except Oil Well) Machinery and Equipment Merchant Wholesalers	847	9 888	40 776	18	7	1	—	6	3	—	1	—	—	—	—	—	—	—	—	—	—	—	—			
42382	Construction and Mining (except Oil Well) Machinery and Equipment Merchant Wholesalers	847	9 888	40 776	18	7	1	—	6	3	—	1	—	—	—	—	—	—	—	—	—	—	—	—			
423820	Farm and Garden Machinery and Equipment Merchant Wholesalers	133	782	3 416	20	12	2	6	—	—	—	—	—	—	—	—	—	—	—	—	—	—	—	—			
42383	Farm and Garden Machinery and Equipment Merchant Wholesalers	133	782	3 416	20	12	2	6	—	—	—	—	—	—	—	—	—	—	—	—	—	—	—	—			
423830	Industrial Machinery and Equipment Merchant Wholesalers	1 421	15 781	62 661	108	48	16	23	16	4	1	—	—	—	—	—	—	—	—	—	—	—	—	—			
423830	Industrial Machinery and Equipment Merchant Wholesalers	1 421	15 781	62 661	108	48	16	23	16	4	1	—	—	—	—	—	—	—	—	—	—	—	—	—			
42384	Industrial Supplies Merchant Wholesalers	423	3 919	16 590	47	22	11	10	3	1	—	—	—	—	—	—	—	—	—	—	—	—	—	—			
423840	Industrial Supplies Merchant Wholesalers	423	3 919	16 590	47	22	11	10	3	1	—	—	—	—	—	—	—	—	—	—	—	—	—	—			
42385	Service Establishment Equipment and Supplies Merchant Wholesalers	259	2 565	11 014	29	12	7	6	4	—	—	—	—	—	—	—	—	—	—	—	—	—	—	—			
423850	Service Establishment Equipment and Supplies Merchant Wholesalers	259	2 565	11 014	29	12	7	6	4	—	—	—	—	—	—	—	—	—	—	—	—	—	—	—			
4239	Miscellaneous Durable Goods Merchant Wholesalers	835	7 227	31 337	137	95	21	12	7	2	—	—	—	—	—	—	—	—	—	—	—	—	—	—			
42391	Sporting and Recreational Goods and Supplies Merchant Wholesalers	110	866	3 963	27	17	7	3	—	—	—	—	—	—	—	—	—	—	—	—	—	—	—	—			
423910	Sporting and Recreational Goods and Supplies Merchant Wholesalers	110	866	3 963	27	17	7	3	—	—	—	—	—	—	—	—	—	—	—	—	—	—	—	—			
42393	Recyclable Material Merchant Wholesalers	309	2 764	11 418	24	14	1	5	3	1	—	—	—	—	—	—	—	—	—	—	—	—	—	—			
423930	Recyclable Material Merchant Wholesalers	309	2 764	11 418	24	14	1	5	3	1	—	—	—	—	—	—	—	—	—	—	—	—	—	—			
42399	Other Miscellaneous Durable Goods Merchant Wholesalers	292	2 366	9 861	51	37	7	3	3	1	—	—	—	—	—	—	—	—	—	—	—	—	—	—			
423990	Other Miscellaneous Durable Goods Merchant Wholesalers	292	2 366	9 861	51	37	7	3	3	1	—	—	—	—	—	—	—	—	—	—	—	—	—	—			
424	Merchant Wholesalers, Nondurable Goods	12 951	129 864	520 378	661	323	119	90	79	25	17	5	3	—	—	—	—	—	—	—	—	—	—	—			
4241	Paper and Paper Product Merchant Wholesalers	1 081	11 582	43 675	72	33	12	8	15	3	1	—	—	—	—	—	—	—	—	—	—	—	—	—			
42411	Printing and Writing Paper Merchant Wholesalers	155	2 346	8 476	11	6	1	—	3	1	—	—	—	—	—	—	—	—	—	—	—	—	—	—			
424110	Printing and Writing Paper Merchant Wholesalers	155	2 346	8 476	11	6	1	—	3	1	—	—	—	—	—	—	—	—	—	—	—	—	—	—			
42412	Stationery and Office Supplies Merchant Wholesalers	523	5 371	20 114	34	18	5	3	6	1	1	—	—	—	—	—	—	—	—	—	—	—	—	—			
424120	Stationery and Office Supplies Merchant Wholesalers	523	5 371	20 114	34	18	5	3	6	1	1	—	—	—	—	—	—	—	—	—	—	—	—	—			
42413	Industrial and Personal Service Paper Merchant Wholesalers	403	3 865	15 085	27	9	6	5	6	1	—	—	—	—	—	—	—	—	—	—	—	—	—	—			
424130	Industrial and Personal Service Paper Merchant Wholesalers	403	3 865	15 085	27	9	6	5	6	1	—	—	—	—	—	—	—	—	—	—	—	—	—	—			
4242	Drugs and Druggists' Sundries Merchant Wholesalers	446	6 395	26 649	34	13	7	6	6	2	—	—	—	—	—	—	—	—	—	—	—	—	—	—			
42421	Drugs and Druggists' Sundries Merchant Wholesalers	446	6 395	26 649	34	13	7	6	6	2	—	—	—	—	—	—	—	—	—	—	—	—	—	—			
424210	Drugs and Druggists' Sundries Merchant Wholesalers	446	6 395	26 649	34	13	7	6	6	2	—	—	—	—	—	—	—	—	—	—	—	—	—	—			
4243	Apparel, Piece Goods, and Notions Merchant Wholesalers	327	1 775	11 317	26	12	4	8	1	—	1	—	—	—	—	—	—	—	—	—	—	—	—	—			
42432	Men's and Boys' Clothing and Furnishings Merchant Wholesalers	177	232	4 666	7	5	—	1	—	—	1	—	—	—	—	—	—	—	—	—	—	—	—	—			
424320	Men's and Boys' Clothing and Furnishings Merchant Wholesalers	177	232	4 666	7	5	—	1	—	—	1	—	—	—	—	—	—	—	—	—	—	—	—	—			
4244	Grocery and Related Product Wholesalers	4 970	45 206	179 289	227	110	32	32	24	18	9	2	—	—	—	—	—	—	—	—	—	—	—	—			
42441	General Line Grocery Merchant Wholesalers	393	4 402	17 103	19	12	1	2	1	1	2	—	—	—	—	—	—	—	—	—	—	—	—	—			
424410	General Line Grocery Merchant Wholesalers	393	4 402	17 103	19	12	1	2	1	1	2	—	—	—	—	—	—	—	—	—	—	—	—	—			
42442	Packaged Frozen Food Merchant Wholesalers	408	3 548	15 609	26	15	5	2	1	2	1	—	—	—	—	—	—	—	—	—	—	—	—	—			
424420	Packaged Frozen Food Merchant Wholesalers	408	3 548	15 609	26	15	5	2	1	2	1	—	—	—	—	—	—	—	—	—	—	—	—	—			
42443	Dairy Product (except Dried or Canned) Merchant Wholesalers	316	3 663	17 213	16	6	1	5	2	2	—	—	—	—	—	—	—	—	—	—	—	—	—	—			
424430	Dairy Product (except Dried or Canned) Merchant Wholesalers	316	3 663	17 213	16	6	1	5	2	2	—	—	—	—	—	—	—	—	—	—	—	—	—	—			
42444	Poultry and Poultry Product Merchant Wholesalers	180	1 240	5 179	3	—	—	1	1	—	1	—	—	—	—	—	—	—	—	—	—	—	—	—			
424440	Poultry and Poultry Product Merchant Wholesalers	180	1 240	5 179	3	—	—	1	1	—	1	—	—	—	—	—	—	—	—	—	—	—	—	—			
42445	Confectionery Merchant Wholesalers	150	680	4 534	7	3	—	1	1	1	—	—	—	—	—	—	—	—	—	—	—	—	—	—			
424450	Confectionery Merchant Wholesalers	150	680	4 534	7	3	—	1	1	1	—	—	—	—	—	—	—	—	—	—	—	—	—	—			
42448	Fresh Fruit and Vegetable Merchant Wholesalers	1 806	15 289	54 663	65	22	11	15	8	5	3	1	—	—	—	—	—	—	—	—	—	—	—	—			
424480	Fresh Fruit and Vegetable Merchant Wholesalers	1 806	15 289	54 663	65	22	11	15	8	5	3	1	—	—	—	—	—	—	—	—	—	—	—	—			

See footnotes at end of table.

**Table 6. Counties—Employees, Payroll, and Establishments by Industry: 2003—Con.**

[Excludes most government employees, railroad employees, and self-employed persons. Size class 1 to 4 includes establishments with payroll, but no employees, during mid-March pay period. (D) denotes figures withheld to avoid disclosing data for individual companies; the data are included in broader industry totals. Detailed industries with 100 or more employees are shown if industry was not a (D). For explanation of terms, abbreviations, and data reliability/comparability, see introductory text]

NAICS code	Industry	Number of employees for week including March 12	Payroll (\$1,000)		Total number of establishments	Number of establishments by employment-size class											
			First quarter	Annual		1 to 4	5 to 9	10 to 19	20 to 49	50 to 99	100 to 249	250 to 499	500 to 999	1,000 or more			
<b>42</b>	<b>HILLSBOROUGH—Con.</b>																
	<b>Wholesale trade—Con.</b>																
424	Merchant Wholesalers, Nondurable Goods—Con.																
4244	Grocery and Related Product Wholesalers—Con.																
42449	Other Grocery and Related Products																
424490	Merchant Wholesalers	1 646	15 861	62 896	70	34	12	5	9	7	2	1	—	—	—	—	—
	Other Grocery and Related Products																
4246	Chemical and Allied Products Merchant Wholesalers	628	6 750	27 205	69	30	18	10	11	—	—	—	—	—	—	—	—
42461	Plastics Materials and Basic Forms and Shapes Merchant Wholesalers	199	1 979	8 695	21	11	3	3	4	—	—	—	—	—	—	—	—
424610	Plastics Materials and Basic Forms and Shapes Merchant Wholesalers	199	1 979	8 695	21	11	3	3	4	—	—	—	—	—	—	—	—
42469	Other Chemical and Allied Products Merchant Wholesalers	429	4 771	18 510	48	19	15	7	7	—	—	—	—	—	—	—	—
424690	Other Chemical and Allied Products Merchant Wholesalers	429	4 771	18 510	48	19	15	7	7	—	—	—	—	—	—	—	—
4247	Petroleum and Petroleum Products Merchant Wholesalers	577	7 374	26 479	34	9	8	9	7	—	1	—	—	—	—	—	—
42471	Petroleum Bulk Stations and Terminals	494	6 553	22 758	22	3	5	7	6	—	1	—	—	—	—	—	—
424710	Petroleum Bulk Stations and Terminals	494	6 553	22 758	22	3	5	7	6	—	1	—	—	—	—	—	—
4248	Beer, Wine, and Distilled Alcoholic Beverage																
42481	Merchant Wholesalers	2 383	29 176	111 849	9	3	—	—	—	—	1	3	2	—	—	—	—
42481	Beer and Ale Merchant Wholesalers	(F)	(D)	(D)	3	1	—	—	—	—	—	2	—	—	—	—	—
42482	Wine and Distilled Alcoholic Beverage Merchant Wholesalers	(G)	(D)	(D)	6	2	—	—	—	—	1	1	2	—	—	—	—
4249	Miscellaneous Nondurable Goods Merchant Wholesalers	2 469	21 163	89 213	183	110	37	15	14	2	4	—	1	—	—	—	—
42491	Farm Supplies Merchant Wholesalers	433	5 894	25 246	38	18	10	4	5	—	1	—	—	—	—	—	—
424910	Farm Supplies Merchant Wholesalers	433	5 894	25 246	38	18	10	4	5	—	1	—	—	—	—	—	—
42492	Book, Periodical, and Newspaper Merchant Wholesalers	262	3 136	14 278	9	4	2	1	—	1	1	—	—	—	—	—	—
424920	Book, Periodical, and Newspaper Merchant Wholesalers	262	3 136	14 278	9	4	2	1	—	1	1	—	—	—	—	—	—
42493	Flower, Nursery Stock, and Florists' Supplies Merchant Wholesalers	215	1 405	5 654	35	20	9	4	2	—	—	—	—	—	—	—	—
424930	Flower, Nursery Stock, and Florists' Supplies Merchant Wholesalers	215	1 405	5 654	35	20	9	4	2	—	—	—	—	—	—	—	—
42494	Tobacco and Tobacco Product Merchant Wholesalers	1 022	6 807	27 655	14	6	2	2	1	1	1	—	1	—	—	—	—
424940	Tobacco and Tobacco Product Merchant Wholesalers	1 022	6 807	27 655	14	6	2	2	1	1	1	—	1	—	—	—	—
42495	Paint, Varnish, and Supplies Merchant Wholesalers	137	1 259	5 125	21	11	6	2	2	—	—	—	—	—	—	—	—
424950	Paint, Varnish, and Supplies Merchant Wholesalers	137	1 259	5 125	21	11	6	2	2	—	—	—	—	—	—	—	—
42499	Other Miscellaneous Nondurable Goods Merchant Wholesalers	400	2 662	11 255	66	51	8	2	4	—	1	—	—	—	—	—	—
424990	Other Miscellaneous Nondurable Goods Merchant Wholesalers	400	2 662	11 255	66	51	8	2	4	—	1	—	—	—	—	—	—
425	Wholesale Electronic Markets and Agents and Brokers	2 685	21 349	88 026	215	162	23	11	10	2	4	3	—	—	—	—	—
4251	Wholesale Electronic Markets and Agents and Brokers	2 685	21 349	88 026	215	162	23	11	10	2	4	3	—	—	—	—	—
42512	Wholesale Trade Agents and Brokers	2 683	21 332	87 982	212	159	23	11	10	2	4	3	—	—	—	—	—
425120	Wholesale Trade Agents and Brokers	2 683	21 332	87 982	212	159	23	11	10	2	4	3	—	—	—	—	—
<b>44-45</b>	<b>Retail trade</b>	<b>63 138</b>	<b>347 957</b>	<b>1 421 343</b>	<b>4 214</b>	<b>2 079</b>	<b>942</b>	<b>609</b>	<b>323</b>	<b>131</b>	<b>110</b>	<b>15</b>	<b>5</b>	—	—	—	—
441	Motor vehicle & parts dealers	9 675	94 163	388 136	468	214	93	80	38	19	20	3	1	—	—	—	—
4411	Automobile dealers	6 305	63 624	268 782	187	107	16	10	16	16	19	3	—	—	—	—	—
44111	New car dealers	5 657	59 377	251 354	77	21	4	2	13	16	18	3	—	—	—	—	—
441110	New car dealers	5 657	59 377	251 354	77	21	4	2	13	16	18	3	—	—	—	—	—
44112	Used car dealers	648	4 247	17 428	110	86	12	8	3	—	1	—	—	—	—	—	—
441120	Used car dealers	648	4 247	17 428	110	86	12	8	3	—	1	—	—	—	—	—	—
4412	Other motor vehicle dealers	1 347	15 213	56 506	62	34	9	10	5	3	—	—	1	—	—	—	—
44121	Recreational vehicle dealers	912	12 478	44 156	13	5	1	3	1	2	—	—	1	—	—	—	—
441210	Recreational vehicle dealers	912	12 478	44 156	13	5	1	3	1	2	—	—	1	—	—	—	—
44122	Motorcycle & boat & other MV dealers	435	2 735	12 350	49	29	8	7	4	1	—	—	—	—	—	—	—
441221	Motorcycle dealers	193	1 352	6 183	14	8	2	1	2	1	—	—	—	—	—	—	—
441222	Boat dealers	197	1 079	4 920	26	16	3	5	2	—	—	—	—	—	—	—	—
4413	Automotive parts, accessories & tire stores	2 023	15 326	62 848	219	73	68	60	17	—	1	—	—	—	—	—	—
44131	Automotive parts, accessories & tire stores	1 278	9 413	38 871	142	57	38	35	11	—	1	—	—	—	—	—	—
441310	Automotive parts, accessories & tire stores	1 278	9 413	38 871	142	57	38	35	11	—	1	—	—	—	—	—	—
44132	Tire dealers	745	5 913	23 977	77	16	30	25	6	—	—	—	—	—	—	—	—
441320	Tire dealers	745	5 913	23 977	77	16	30	25	6	—	—	—	—	—	—	—	—
442	Furniture & home furnishing stores	2 686	16 524	69 173	294	153	63	51	25	1	—	1	—	—	—	—	—
4421	Furniture stores	1 522	11 416	47 060	140	67	36	23	12	1	—	1	—	—	—	—	—
44211	Furniture stores	1 522	11 416	47 060	140	67	36	23	12	1	—	1	—	—	—	—	—
442110	Furniture stores	1 522	11 416	47 060	140	67	36	23	12	1	—	1	—	—	—	—	—
4422	Home furnishings stores	1 164	5 108	22 113	154	86	27	28	13	—	—	—	—	—	—	—	—
44221	Floor covering stores	253	1 755	7 282	43	29	8	4	2	—	—	—	—	—	—	—	—
442210	Floor covering stores	253	1 755	7 282	43	29	8	4	2	—	—	—	—	—	—	—	—
44229	Other home furnishings stores	911	3 353	14 831	111	57	19	24	11	—	—	—	—	—	—	—	—
442299	All other home furnishings stores	847	2 969	13 204	99	52	13	23	11	—	—	—	—	—	—	—	—

See footnotes at end of table.

**Table 6. Counties—Employees, Payroll, and Establishments by Industry: 2003—Con.**

[Excludes most government employees, railroad employees, and self-employed persons. Size class 1 to 4 includes establishments with payroll, but no employees, during mid-March pay period. (D) denotes figures withheld to avoid disclosing data for individual companies; the data are included in broader industry totals. Detailed industries with 100 or more employees are shown if industry was not a (D). For explanation of terms, abbreviations, and data reliability/comparability, see introductory text]

NAICS code	Industry	Number of employees for week including March 12	Payroll (\$1,000)		Total number of establishments	Number of establishments by employment-size class									
			First quarter	Annual		1 to 4	5 to 9	10 to 19	20 to 49	50 to 99	100 to 249	250 to 499	500 to 999	1,000 or more	
<b>HILLSBOROUGH—Con.</b>															
<b>44-45 Retail trade—Con.</b>															
443	Electronics & appliance stores	2 463	14 730	63 147	197	105	52	20	9	7	3	—	1	—	
4431	Electronics & appliance stores	2 463	14 730	63 147	197	105	52	20	9	7	3	—	1	—	
44311	Appliance, TV & all other electronics stores	1 992	12 220	51 587	133	67	38	15	4	5	3	—	1	—	
443111	Household appliance stores	234	1 696	7 367	30	16	7	6	—	1	—	—	—	—	
443112	Radio, television & other electronics stores	1 758	10 524	44 220	103	51	31	9	4	4	3	—	1	—	
44312	Computer & software stores	418	2 247	10 541	56	35	11	3	5	2	—	—	—	—	
443120	Computer & software stores	418	2 247	10 541	56	35	11	3	5	2	—	—	—	—	
444	Bldg material & garden equip & supp dealers	4 096	26 132	107 668	236	121	46	31	22	4	12	—	—	—	
4441	Building material & supplies dealers	3 835	24 846	101 958	199	103	36	25	19	4	12	—	—	—	
44411	Home centers	(D)	(D)	(D)	17	4	1	—	1	—	11	—	—	—	
44412	Paint & wallpaper stores	163	1 217	5 139	30	14	11	5	—	—	—	—	—	—	
444120	Paint & wallpaper stores	163	1 217	5 139	30	14	11	5	—	—	—	—	—	—	
44413	Hardware stores	(D)	(D)	(D)	32	17	6	2	—	—	—	—	—	—	
44419	Other building material dealers	1 324	11 074	46 331	120	68	18	13	16	4	1	—	—	—	
444190	Other building material dealers	1 324	11 074	46 331	120	68	18	13	16	4	1	—	—	—	
4442	Lawn & garden equip & supplies stores	261	1 286	5 710	37	18	10	6	3	—	—	—	—	—	
44422	Nursery & garden centers	198	910	3 949	27	13	7	4	3	—	—	—	—	—	
444220	Nursery & garden centers	198	910	3 949	27	13	7	4	3	—	—	—	—	—	
445	Food & beverage stores	12 102	49 456	196 574	552	342	67	27	24	51	40	1	—	—	
4451	Grocery stores	11 351	46 238	183 014	389	230	36	12	19	51	40	1	—	—	
44511	Grocery (except convenience) stores	10 957	44 947	177 143	236	98	20	7	19	51	40	1	—	—	
445110	Grocery (except convenience) stores	10 957	44 947	177 143	236	98	20	7	19	51	40	1	—	—	
44512	Convenience stores	394	1 291	5 871	153	132	16	5	—	—	—	—	—	—	
445120	Convenience stores	394	1 291	5 871	153	132	16	5	—	—	—	—	—	—	
4452	Specialty food stores	455	2 167	9 055	102	76	15	6	5	—	—	—	—	—	
44521	Meat markets	110	418	1 733	23	14	7	1	1	—	—	—	—	—	
445210	Meat markets	110	418	1 733	23	14	7	1	1	—	—	—	—	—	
44529	Other specialty food stores	261	1 345	5 758	60	45	7	5	3	—	—	—	—	—	
4453	Beer, wine & liquor stores	296	1 051	4 505	61	36	16	9	—	—	—	—	—	—	
44531	Beer, wine & liquor stores	296	1 051	4 505	61	36	16	9	—	—	—	—	—	—	
445310	Beer, wine & liquor stores	296	1 051	4 505	61	36	16	9	—	—	—	—	—	—	
446	Health & personal care stores	4 164	23 229	96 655	363	161	73	54	63	12	—	—	—	—	
4461	Health & personal care stores	4 164	23 229	96 655	363	161	73	54	63	12	—	—	—	—	
44611	Pharmacies & drug stores	2 874	16 867	70 723	142	25	19	36	52	10	—	—	—	—	
446110	Pharmacies & drug stores	2 874	16 867	70 723	142	25	19	36	52	10	—	—	—	—	
44612	Cosmetics, beauty supplies & perfume stores	320	925	3 988	51	32	11	3	4	1	—	—	—	—	
446120	Cosmetics, beauty supplies & perfume stores	320	925	3 988	51	32	11	3	4	1	—	—	—	—	
44613	Optical goods stores	404	2 095	8 291	70	40	18	8	4	—	—	—	—	—	
446130	Optical goods stores	404	2 095	8 291	70	40	18	8	4	—	—	—	—	—	
44619	Other health & personal care stores	566	3 342	13 653	100	64	25	7	3	1	—	—	—	—	
446191	Food (health) supplement stores	299	1 038	4 638	52	26	19	5	2	—	—	—	—	—	
446199	All other health & personal care stores	267	2 304	9 015	48	38	6	2	1	1	—	—	—	—	
447	Gasoline stations	3 150	11 980	49 773	433	205	107	103	13	4	1	—	—	—	
4471	Gasoline stations	3 150	11 980	49 773	433	205	107	103	13	4	1	—	—	—	
44711	Gasoline stations with convenience stores	2 697	10 472	42 323	397	182	104	97	13	1	—	—	—	—	
447110	Gasoline stations with convenience stores	2 697	10 472	42 323	397	182	104	97	13	1	—	—	—	—	
44719	Other gasoline stations	453	1 508	7 450	36	23	3	6	—	3	1	—	—	—	
447190	Other gasoline stations	453	1 508	7 450	36	23	3	6	—	3	1	—	—	—	
448	Clothing & clothing accessories stores	7 090	25 031	104 889	659	248	205	140	45	18	1	2	—	—	
4481	Clothing stores	5 569	17 556	72 866	396	121	108	106	41	17	1	2	—	—	
44811	Men's clothing stores	288	1 578	6 813	43	16	14	13	—	—	—	—	—	—	
448110	Men's clothing stores	288	1 578	6 813	43	16	14	13	—	—	—	—	—	—	
44812	Women's clothing stores	1 777	4 491	18 473	143	38	53	41	9	—	1	1	—	—	
448120	Women's clothing stores	1 777	4 491	18 473	143	38	53	41	9	—	1	1	—	—	
44813	Children's & infants' clothing stores	330	950	3 866	32	11	7	11	3	—	—	—	—	—	
448130	Children's & infants' clothing stores	330	950	3 866	32	11	7	11	3	—	—	—	—	—	
44814	Family clothing stores	2 565	8 212	34 115	102	14	14	34	25	14	—	1	—	—	
448140	Family clothing stores	2 565	8 212	34 115	102	14	14	34	25	14	—	1	—	—	
44815	Clothing accessories stores	150	575	2 736	25	10	12	2	1	—	—	—	—	—	
448150	Clothing accessories stores	150	575	2 736	25	10	12	2	1	—	—	—	—	—	
44819	Other clothing stores	459	1 750	6 863	51	32	8	5	3	3	—	—	—	—	
448190	Other clothing stores	459	1 750	6 863	51	32	8	5	3	3	—	—	—	—	
4482	Shoe stores	738	2 393	10 445	106	40	48	15	2	1	—	—	—	—	
44821	Shoe stores	738	2 393	10 445	106	40	48	15	2	1	—	—	—	—	
448210	Shoe stores	738	2 393	10 445	106	40	48	15	2	1	—	—	—	—	
4483	Jewelry, luggage & leather goods stores	783	5 082	21 578	157	87	49	19	2	—	—	—	—	—	
44831	Jewelry stores	752	4 881	20 869	146	80	45	19	2	—	—	—	—	—	
448310	Jewelry stores	752	4 881	20 869	146	80	45	19	2	—	—	—	—	—	
451	Sporting goods, hobby, book & music stores	1 831	6 516	26 487	193	94	53	18	24	4	—	—	—	—	
4511	Sporting goods, hobby, musical instrument stores	1 334	4 863	19 734	137	72	32	11	18	4	—	—	—	—	
45111	Sporting goods stores	523	2 285	8 983	72	45	15	4	8	—	—	—	—	—	
451110	Sporting goods stores	523	2 285	8 983	72	45	15	4	8	—	—	—	—	—	
45112	Hobby, toy & game stores	496	1 312	5 454	37	16	10	2	6	3	—	—	—	—	
451120	Hobby, toy & game stores	496	1 312	5 454	37	16	10	2	6	3	—	—	—	—	
45113	Sewing, needlework & piece goods stores	184	560	2 123	15	6	3	3	2	1	—	—	—	—	
451130	Sewing, needlework & piece goods stores	184	560	2 123	15	6	3	3	2	1	—	—	—	—	
45114	Musical instrument & supplies stores	131	706	3 174	13	5	4	2	2	—	—	—	—	—	
451140	Musical instrument & supplies stores	131	706	3 174	13	5	4	2	2	—	—	—	—	—	
4512	Book, periodical & music stores	497	1 653	6 753	56	22	21	7	6	—	—	—	—	—	
45121	Book stores & news dealers	389	1 294	5 152	37	16	10	5	6	—	—	—	—	—	
451211	Book stores	385	1 284	5 125	33	12	10	5	6	—	—	—	—	—	
45122	Prerecorded tape, CD & record stores	108	359	1 601	19	6	11	2	—	—	—	—	—	—	
451220	Prerecorded tape, CD & record stores	108	359	1 601	19	6	11	2	—	—	—	—	—	—	

See footnotes at end of table.

**Table 6. Counties—Employees, Payroll, and Establishments by Industry: 2003—Con.**

[Excludes most government employees, railroad employees, and self-employed persons. Size class 1 to 4 includes establishments with payroll, but no employees, during mid-March pay period. (D) denotes figures withheld to avoid disclosing data for individual companies; the data are included in broader industry totals. Detailed industries with 100 or more employees are shown if industry was not a (D). For explanation of terms, abbreviations, and data reliability/comparability, see introductory text]

NAICS code	Industry	Number of employees for week including March 12	Payroll (\$1,000)		Total number of establishments	Number of establishments by employment-size class																					
			First quarter	Annual		1 to 4	5 to 9	10 to 19	20 to 49	50 to 99	100 to 249	250 to 499	500 to 999	1,000 or more													
<b>HILLSBOROUGH—Con.</b>																											
<b>44-45 Retail trade—Con.</b>																											
452	General merchandise stores	9 889	45 132	177 499	137	21	48	14	8	6	32	6	2	—													
4521	Department stores	6 293	29 567	109 193	41	3	—	—	—	6	28	4	—	—													
45211	Department stores	6 293	29 567	109 193	41	3	—	—	—	6	28	4	—	—													
452111	Department Stores (except Discount Department Stores)	2 997	14 965	51 332	19	1	—	—	—	1	17	—	—	—													
452112	Discount Department Stores	3 296	14 602	57 861	22	2	—	—	—	5	11	4	—	—													
4529	Other general merchandise stores	3 596	15 565	68 306	96	18	48	14	8	—	4	2	2	—													
45291	Warehouse clubs & superstores	(H)	(D)	(D)	9	1	—	—	—	—	4	2	2	—													
45299	All other general merchandise stores	(F)	(D)	(D)	87	17	48	14	8	—	—	—	—	—													
453	Miscellaneous store retailers	3 117	11 934	50 785	453	254	108	55	33	3	—	—	—	—													
4531	Florists	332	1 179	4 883	68	43	16	8	1	—	—	—	—	—													
45311	Florists	332	1 179	4 883	68	43	16	8	1	—	—	—	—	—													
453110	Florists	332	1 179	4 883	68	43	16	8	1	—	—	—	—	—													
4532	Office supplies, stationery & gift stores	1 170	4 178	17 287	143	67	43	18	14	1	—	—	—	—													
45321	Office supplies & stationery stores	355	2 103	8 430	34	16	4	6	8	—	—	—	—	—													
453210	Office supplies & stationery stores	355	2 103	8 430	34	16	4	6	8	—	—	—	—	—													
45322	Gift, novelty & souvenir stores	815	2 075	8 857	109	51	39	12	6	1	—	—	—	—													
453220	Gift, novelty & souvenir stores	815	2 075	8 857	109	51	39	12	6	1	—	—	—	—													
4533	Used merchandise stores	491	1 668	7 294	71	45	10	10	5	1	—	—	—	—													
45331	Used merchandise stores	491	1 668	7 294	71	45	10	10	5	1	—	—	—	—													
453310	Used merchandise stores	491	1 668	7 294	71	45	10	10	5	1	—	—	—	—													
4539	Other miscellaneous store retailers	1 124	4 909	21 321	171	99	39	19	13	1	—	—	—	—													
45391	Pet & pet supplies stores	386	1 284	5 590	37	17	7	9	3	1	—	—	—	—													
453910	Pet & pet supplies stores	386	1 284	5 590	37	17	7	9	3	1	—	—	—	—													
45393	Manufactured (mobile) home dealers	154	841	3 514	18	6	8	1	3	—	—	—	—	—													
453930	Manufactured (mobile) home dealers	154	841	3 514	18	6	8	1	3	—	—	—	—	—													
45399	All other miscellaneous store retailers	533	2 595	11 387	99	64	20	8	7	—	—	—	—	—													
453998	All other misc store retailers (exc tobacco)	438	2 278	9 919	83	56	13	7	7	—	—	—	—	—													
454	Nonstore retailers	2 875	23 130	90 557	229	161	27	16	19	2	1	2	1	—													
4541	Electronic shopping & mail-order houses	1 990	16 903	65 461	85	57	10	7	6	1	1	2	1	—													
45411	Electronic shopping & mail-order houses	1 990	16 903	65 461	85	57	10	7	6	1	1	2	1	—													
454113	Mail-Order Houses	1 664	15 048	57 313	38	24	3	3	4	1	—	2	1	—													
4543	Direct selling establishments	791	5 729	22 994	111	75	15	8	12	1	—	—	—	—													
45439	Other direct selling establishments	692	4 876	19 199	98	68	14	4	11	1	—	—	—	—													
454390	Other direct selling establishments	692	4 876	19 199	98	68	14	4	11	1	—	—	—	—													
<b>48-49</b>	<b>Transportation &amp; warehousing</b>	<b>16 135</b>	<b>133 563</b>	<b>536 295</b>	<b>729</b>	<b>428</b>	<b>102</b>	<b>68</b>	<b>52</b>	<b>47</b>	<b>23</b>	<b>6</b>	<b>1</b>	<b>2</b>													
481	Air transportation	4 340	37 795	144 805	30	11	4	4	2	3	1	2	1	2													
4811	Scheduled air transportation	4 321	37 604	144 031	25	8	2	4	2	3	1	2	1	2													
48111	Scheduled air transportation	4 321	37 604	144 031	25	8	2	4	2	3	1	2	1	2													
481111	Scheduled passenger air transportation	4 308	37 374	142 829	22	6	2	3	2	3	1	2	1	2													
483	Water transportation	(E)	(D)	(D)	11	6	2	—	2	—	—	1	—	—													
4831	Deep sea, coastal & Great Lakes water trans	360	4 923	18 463	9	5	2	—	1	—	—	1	—	—													
48311	Deep sea, coastal & Great Lakes water trans	360	4 923	18 463	9	5	2	—	1	—	—	1	—	—													
484	Truck transportation	4 464	38 058	159 117	341	217	41	29	23	23	8	—	—	—													
4841	General freight trucking	2 984	26 330	110 789	193	123	20	14	13	17	6	—	—	—													
48411	General freight trucking, local	572	3 576	18 108	83	61	10	6	4	1	1	—	—	—													
484110	General freight trucking, local	572	3 576	18 108	83	61	10	6	4	1	1	—	—	—													
48412	General freight trucking, long-distance	2 412	22 754	92 681	110	62	10	8	9	16	5	—	—	—													
484121	General freight trucking, long-distance, TL	1 064	8 381	34 453	79	51	8	7	6	5	2	—	—	—													
484122	General freight trucking, long-distance, LTL	1 348	14 373	58 228	31	11	2	1	3	11	3	—	—	—													
4842	Specialized freight trucking	1 480	11 728	48 328	148	94	21	15	10	6	2	—	—	—													
48421	Used household & office goods moving	238	1 735	7 486	32	20	3	5	4	—	—	—	—	—													
484210	Used household & office goods moving	238	1 735	7 486	32	20	3	5	4	—	—	—	—	—													
48422	Specialized freight (exc used) trucking, local	748	5 826	24 591	76	47	14	6	5	3	1	—	—	—													
484220	Specialized freight (exc used) trucking, local	748	5 826	24 591	76	47	14	6	5	3	1	—	—	—													
48423	Specialized freight (exc used) trucking, LDist	494	4 167	16 251	40	27	4	4	1	3	1	—	—	—													
484230	Specialized freight (exc used) trucking, LDist	494	4 167	16 251	40	27	4	4	1	3	1	—	—	—													
485	Transit & ground passenger transportation	286	1 058	4 251	21	15	1	1	1	2	1	—	—	—													
4859	Oth transit & ground passenger transportation	138	319	1 063	10	7	1	1	—	—	1	—	—	—													
48599	Oth transit & ground passenger transportation	138	319	1 063	10	7	1	1	—	—	1	—	—	—													
487	Scenic & sightseeing transportation	(C)	(D)	(D)	7	6	—	—	—	—	1	—	—	—													
4872	Scenic & sightseeing transportation, water	(C)	(D)	(D)	5	4	—	—	—	—	1	—	—	—													
48721	Scenic & sightseeing transportation, water	(C)	(D)	(D)	5	4	—	—	—	—	1	—	—	—													
488	Transportation support activities	2 371	19 608	80 034	186	115	27	20	12	7	5	—	—	—													
4881	Air transportation support activities	523	2 316	9 633	21	12	2	2	1	2	—	—	—	—													
48811	Airport operations	472	2 061	8 344	11	4	1	2	1	1	2	—	—	—													
488119	Other airport operations	472	2 061	8 344	11	4	1	2	1	1	2	—	—	—													
4883	Water transportation support activities	973	10 420	42 271	37	20	6	3	2	3	3	—	—	—													
48832	Marine cargo handling	321	4 187	16 019	9	2	1	2	1	3	—	—	—	—													
488320	Marine cargo handling	321	4 187	16 019	9	2	1	2	1	3	—	—	—	—													
48833	Navigational services to shipping	(C)	(D)	(D)	13	11	—	1	—	—	1	—	—	—													
48839	Other water transportation support activities	381	4 213	15 160	14	7	5	—	—	—	2	—	—	—													
488390	Other water transportation support activities	381	4 213	15 160	14	7	5	—	—	—	2	—	—	—													
4884	Road transportation support activities	266	1 183	5 263	41	25	7	6	2	1	—	—	—	—													
48841	Motor vehicle towing	232	916	3 917	32	19	5	5	2	1	—	—	—	—													
488410	Motor vehicle towing	232	916	3 917	32	19	5	5	2	1	—	—	—	—													
4885	Freight transportation arrangement	564	5 434	21 930	79	52	11	9	5	2	—	—	—	—													
48851	Freight transportation arrangement	564	5 434	21 930	79	52	11	9	5	2	—	—	—	—													
488510	Freight transportation arrangement	564	5 434	21 930	79	52	11	9	5	2	—	—	—	—													

See footnotes at end of table.

**Table 6. Counties—Employees, Payroll, and Establishments by Industry: 2003—Con.**

[Excludes most government employees, railroad employees, and self-employed persons. Size class 1 to 4 includes establishments with payroll, but no employees, during mid-March pay period. (D) denotes figures withheld to avoid disclosing data for individual companies; the data are included in broader industry totals. Detailed industries with 100 or more employees are shown if industry was not a (D). For explanation of terms, abbreviations, and data reliability/comparability, see introductory text]

NAICS code	Industry	Number of employees for week including March 12	Payroll (\$1,000)		Total number of establishments	Number of establishments by employment-size class									
			First quarter	Annual		1 to 4	5 to 9	10 to 19	20 to 49	50 to 99	100 to 249	250 to 499	500 to 999	1,000 or more	
<b>HILLSBOROUGH—Con.</b>															
<b>48-49 Transportation &amp; warehousing—Con.</b>															
492	Couriers & messengers .....	2 178	15 433	58 899	84	48	16	4	5	4	6	1	—	—	
4921	Couriers .....	1 724	12 481	48 242	45	20	13	2	1	3	5	1	—	—	
49211	Couriers .....	1 724	12 481	48 242	45	20	13	2	1	3	5	1	—	—	
492110	Couriers .....	1 724	12 481	48 242	45	20	13	2	1	3	5	1	—	—	
4922	Local messengers & local delivery .....	454	2 952	10 657	39	28	3	2	4	1	1	—	—	—	
49221	Local messengers & local delivery .....	454	2 952	10 657	39	28	3	2	4	1	1	—	—	—	
492210	Local messengers & local delivery .....	454	2 952	10 657	39	28	3	2	4	1	1	—	—	—	
493	Warehousing & storage .....	1 956	15 433	65 365	46	9	10	10	6	8	1	2	—	—	
4931	Warehousing & storage .....	1 956	15 433	65 365	46	9	10	10	6	8	1	2	—	—	
49311	General warehousing & storage .....	1 119	8 888	37 792	25	5	7	3	4	4	1	1	—	—	
493110	General warehousing & storage .....	1 119	8 888	37 792	25	5	7	3	4	4	1	1	—	—	
49312	Refrigerated warehousing & storage .....	192	1 199	4 832	9	2	2	2	1	2	—	—	—	—	
493120	Refrigerated warehousing & storage .....	192	1 199	4 832	9	2	2	2	1	2	—	—	—	—	
49319	Other warehousing & storage .....	645	5 346	22 741	12	2	1	5	1	2	—	1	—	—	
493190	Other warehousing & storage .....	645	5 346	22 741	12	2	1	5	1	2	—	1	—	—	
<b>51</b>	<b>Information .....</b>	<b>23 517</b>	<b>576 469</b>	<b>1 870 469</b>	<b>668</b>	<b>361</b>	<b>91</b>	<b>61</b>	<b>71</b>	<b>37</b>	<b>31</b>	<b>5</b>	<b>7</b>	<b>4</b>	
511	Publishing industries .....	4 025	49 919	208 546	110	47	19	17	13	8	4	1	—	1	
5111	Newspaper, periodical, book, database publishers .....	3 107	29 923	117 076	65	32	8	10	6	4	3	1	—	1	
51111	Newspaper publishers .....	1 704	16 397	60 091	12	1	3	4	3	—	—	—	—	1	
511110	Newspaper publishers .....	1 704	16 397	60 091	12	1	3	4	3	—	—	—	—	1	
51112	Periodical publishers .....	603	6 408	26 111	26	14	3	3	3	1	2	—	—	—	
511120	Periodical publishers .....	603	6 408	26 111	26	14	3	3	3	1	2	—	—	—	
51113	Book publishers .....	456	3 485	15 766	11	8	1	1	—	—	—	1	—	—	
511130	Book publishers .....	456	3 485	15 766	11	8	1	1	—	—	—	1	—	—	
51114	Database and directory publishers .....	(E)	(D)	(D)	8	3	—	2	—	2	1	—	—	—	
5112	Software publishers .....	918	19 996	91 470	45	15	11	7	7	4	1	—	—	—	
51121	Software publishers .....	918	19 996	91 470	45	15	11	7	7	4	1	—	—	—	
511210	Software publishers .....	918	19 996	91 470	45	15	11	7	7	4	1	—	—	—	
512	Motion picture & sound recording industries .....	832	3 239	13 235	65	45	5	4	6	3	2	—	—	—	
5121	Motion picture & video industries .....	802	3 027	12 425	56	39	2	4	6	3	2	—	—	—	
51211	Motion picture & video production .....	129	1 118	4 478	36	30	2	3	1	—	—	—	—	—	
512110	Motion picture & video production .....	129	1 118	4 478	36	30	2	3	1	—	—	—	—	—	
51213	Motion picture & video exhibition .....	628	1 414	5 863	12	2	—	1	4	3	2	—	—	—	
515	Broadcasting (except Internet) .....	1 286	19 093	74 161	41	12	7	5	10	4	3	—	—	—	
5151	Radio and Television Broadcasting .....	(G)	(D)	(D)	38	10	7	5	9	4	3	—	—	—	
51511	Radio Broadcasting .....	(F)	(D)	(D)	28	7	7	3	8	3	—	—	—	—	
515112	Radio Stations .....	510	6 752	26 190	23	4	6	2	8	3	—	—	—	—	
51512	Television Broadcasting .....	708	11 297	44 818	10	3	—	2	1	1	3	—	—	—	
515120	Television Broadcasting .....	708	11 297	44 818	10	3	—	2	1	1	3	—	—	—	
517	Telecommunications .....	16 360	491 774	1 519 036	332	171	47	29	31	19	21	4	7	3	
5171	Wired Telecommunications Carriers .....	11 950	426 911	1 286 403	229	127	24	18	19	14	16	4	5	2	
51711	Wired Telecommunications Carriers .....	11 950	426 911	1 286 403	229	127	24	18	19	14	16	4	5	2	
517110	Wired Telecommunications Carriers .....	11 950	426 911	1 286 403	229	127	24	18	19	14	16	4	5	2	
5172	Wireless Telecommunications Carriers (except Satellite) .....	3 702	58 317	204 720	71	29	18	7	7	4	3	—	2	1	
51721	Wireless Telecommunications Carriers (except Satellite) .....	3 702	58 317	204 720	71	29	18	7	7	4	3	—	2	1	
5173	Telecommunications Resellers .....	(C)	(D)	(D)	17	9	4	—	3	1	—	—	—	—	
51731	Telecommunications Resellers .....	(C)	(D)	(D)	17	9	4	—	3	1	—	—	—	—	
5175	Cable and Other Program Distribution .....	521	4 796	19 809	14	5	1	4	2	—	2	—	—	—	
51751	Cable and Other Program Distribution .....	521	4 796	19 809	14	5	1	4	2	—	2	—	—	—	
517510	Cable and Other Program Distribution .....	521	4 796	19 809	14	5	1	4	2	—	2	—	—	—	
518	Internet Service Providers, Web Search Portals, and Data Processing Serv .....	937	11 676	52 654	101	70	12	6	9	3	1	—	—	—	
5181	Internet Service Providers and Web Search Portals .....	164	1 581	8 526	35	29	2	1	3	—	—	—	—	—	
51811	Internet Service Providers and Web Search Portals .....	164	1 581	8 526	35	29	2	1	3	—	—	—	—	—	
5182	Data Processing, Hosting, and Related Services .....	773	10 095	44 128	66	41	10	5	6	3	1	—	—	—	
51821	Data Processing, Hosting, and Related Services .....	773	10 095	44 128	66	41	10	5	6	3	1	—	—	—	
518210	Data Processing, Hosting, and Related Services .....	773	10 095	44 128	66	41	10	5	6	3	1	—	—	—	
<b>52</b>	<b>Finance &amp; insurance .....</b>	<b>46 766</b>	<b>622 838</b>	<b>2 274 871</b>	<b>2 347</b>	<b>1 365</b>	<b>429</b>	<b>269</b>	<b>151</b>	<b>51</b>	<b>43</b>	<b>22</b>	<b>8</b>	<b>9</b>	
522	Credit intermediation & related activities .....	24 905	330 692	1 212 767	1 076	547	245	156	69	18	19	11	6	5	
5221	Depository credit intermediation .....	11 532	130 066	457 460	455	148	128	110	40	11	10	5	1	2	
52211	Commercial banking .....	7 046	96 874	326 066	334	106	97	83	31	6	5	4	1	1	
522110	Commercial banking .....	7 046	96 874	326 066	334	106	97	83	31	6	5	4	1	1	
52212	Savings institutions .....	(H)	(D)	(D)	51	23	13	8	4	1	1	—	—	1	
52213	Credit unions .....	1 780	14 248	59 775	69	19	18	19	5	4	3	1	—	—	
522130	Credit unions .....	1 780	14 248	59 775	69	19	18	19	5	4	3	1	—	—	
52219	Other depository credit intermediation .....	(C)	(D)	(D)	1	—	—	—	—	—	1	—	—	—	
5222	Nondepository credit intermediation .....	10 995	169 810	636 294	355	203	85	24	21	3	6	6	4	3	
52221	Credit card issuing .....	(H)	(D)	(D)	12	2	1	1	—	1	—	2	3	2	
52222	Sales financing .....	2 614	38 658	157 225	51	26	13	4	3	—	2	2	—	1	
522220	Sales financing .....	2 614	38 658	157 225	51	26	13	4	3	—	2	2	—	1	
52229	Other nondepository credit intermediation .....	(H)	(D)	(D)	292	175	71	19	18	2	4	2	1	—	
522291	Consumer lending .....	1 072	11 940	52 320	57	37	15	2	1	—	1	—	1	—	
522292	Real estate credit .....	1 876	31 528	128 230	173	106	29	16	17	2	2	1	—	—	

See footnotes at end of table.

**Table 6. Counties—Employees, Payroll, and Establishments by Industry: 2003—Con.**

[Excludes most government employees, railroad employees, and self-employed persons. Size class 1 to 4 includes establishments with payroll, but no employees, during mid-March pay period. (D) denotes figures withheld to avoid disclosing data for individual companies; the data are included in broader industry totals. Detailed industries with 100 or more employees are shown if industry was not a (D). For explanation of terms, abbreviations, and data reliability/comparability, see introductory text]

NAICS code	Industry	Number of employees for week including March 12	Payroll (\$1,000)		Total number of establishments	Number of establishments by employment-size class																				
			First quarter	Annual		1 to 4	5 to 9	10 to 19	20 to 49	50 to 99	100 to 249	250 to 499	500 to 999	1,000 or more												
<b>HILLSBOROUGH—Con.</b>																										
<b>52</b>	<b>Finance &amp; insurance—Con.</b>																									
522	Credit intermediation & related activities—Con.																									
5223	Activities related to credit intermediation	2 378	30 816	119 013	266	196	32	22	8	4	3	—	1	—	—	—	—	—	—							
52231	Mortgage & nonmortgage brokers	716	10 565	44 013	162	129	15	11	5	1	1	—	—	—	—	—	—	—	—							
522310	Mortgage & nonmortgage brokers	716	10 565	44 013	162	129	15	11	5	1	1	—	—	—	—	—	—	—	—							
52232	Financial clearinghouse & reserve activities	1 169	16 529	60 436	30	18	5	3	—	1	2	—	—	—	—	—	—	—	—							
522320	Financial clearinghouse & reserve activities	1 169	16 529	60 436	30	18	5	3	—	1	2	—	—	—	—	—	—	—	—							
52239	Other credit intermediation activities	493	3 722	14 564	74	49	12	8	3	2	—	—	—	—	—	—	—	—	—							
522390	Other credit intermediation activities	493	3 722	14 564	74	49	12	8	3	2	—	—	—	—	—	—	—	—	—							
523	Security, commodity contracts & like activity	3 877	63 257	222 037	317	244	26	23	12	5	5	1	—	—	—	—	—	—	—							
5231	Secrty & comdty contracts intermed & brokerage	2 992	51 375	171 109	151	104	16	11	10	4	5	—	—	—	—	—	—	—	—							
52311	Investment banking & securities dealing	272	3 852	14 792	23	16	3	1	2	—	1	—	—	—	—	—	—	—	—							
523110	Investment banking & securities dealing	272	3 852	14 792	23	16	3	1	2	—	1	—	—	—	—	—	—	—	—							
52312	Securities brokerage	2 707	47 406	155 864	120	80	13	10	8	4	4	—	—	—	—	—	—	—	—							
523120	Securities brokerage	2 707	47 406	155 864	120	80	13	10	8	4	4	—	—	—	—	—	—	—	—							
5239	Other financial investment activities	885	11 882	50 928	166	140	10	12	2	1	—	1	—	—	—	—	—	—	—							
52392	Portfolio management	546	7 184	27 084	38	29	3	4	—	1	—	1	—	—	—	—	—	—	—							
523920	Portfolio management	546	7 184	27 084	38	29	3	4	—	1	—	1	—	—	—	—	—	—	—							
52393	Investment advice	237	2 863	12 510	105	92	5	7	1	—	—	—	—	—	—	—	—	—	—							
523930	Investment advice	237	2 863	12 510	105	92	5	7	1	—	—	—	—	—	—	—	—	—	—							
524	Insurance carriers & related activities	17 805	226 305	830 821	926	558	150	87	70	27	19	10	2	3												
5241	Insurance carriers	13 489	182 452	644 159	280	117	40	37	37	21	13	10	2	3												
52411	Direct life, health, medical insurance carriers	6 255	88 017	306 146	110	37	13	17	19	8	7	7	1	1												
524113	Direct life Insurance carriers	2 823	46 007	157 908	72	26	8	14	13	6	2	2	—	—												
524114	Direct health & medical insurance carriers	3 432	42 010	148 238	38	11	5	3	6	2	5	5	1	—												
52412	Other direct insurance carriers	(I)	(D)	(D)	168	79	27	19	18	13	6	3	1	2												
524126	Direct property & casualty insurance carriers	6 578	86 609	307 363	107	47	11	13	13	12	5	3	1	2												
5242	Agencies & other insurance related activities	4 316	43 853	186 662	646	441	110	50	33	6	6	—	—	—												
52421	Insurance agencies & brokerages	3 339	32 730	140 199	555	396	93	36	21	4	5	—	—	—												
524210	Insurance agencies & brokerages	3 339	32 730	140 199	555	396	93	36	21	4	5	—	—	—												
52429	Other insurance related activities	977	11 123	46 463	91	45	17	14	12	2	1	—	—	—												
524291	Claims adjusting	401	3 947	19 051	43	25	7	6	4	—	1	—	—	—												
524292	Insurance & pension funds, third party admin	488	6 423	24 183	37	13	9	8	5	2	—	—	—	—												
525	Funds, trusts, & other financial vehicles (part)	179	2 584	9 246	28	16	8	3	—	1	—	—	—	—												
5259	Other investment pools & funds	179	2 584	9 246	28	16	8	3	—	1	—	—	—	—												
52593	Real estate investment trusts	159	2 407	8 145	21	11	6	3	—	1	—	—	—	—												
525930	Real estate investment trusts	159	2 407	8 145	21	11	6	3	—	1	—	—	—	—												
<b>53</b>	<b>Real estate &amp; rental &amp; leasing</b>													<b>9 917</b>	<b>85 987</b>	<b>353 556</b>	<b>1 555</b>	<b>1 100</b>	<b>241</b>	<b>132</b>	<b>60</b>	<b>9</b>	<b>11</b>	<b>1</b>	<b>1</b>	
531	Real estate	5 325	49 307	204 903	1 262	963	190	71	29	5	4	—	—	—												
5311	Lessors of real estate	2 404	16 056	63 123	457	318	94	31	10	1	3	—	—	—												
53111	Lessors of residential buildings & dwellings	1 594	8 824	35 066	206	116	63	18	5	1	3	—	—	—												
531110	Lessors of residential buildings & dwellings	1 594	8 824	35 066	206	116	63	18	5	1	3	—	—	—												
53112	Lessors of nonresidential bldg (exc miniwarehouses)	464	5 434	20 284	134	107	14	9	4	—	—	—	—	—												
531120	Lessors of nonresidential bldg (exc miniwarehouses)	464	5 434	20 284	134	107	14	9	4	—	—	—	—	—												
53113	Lessors of miniwarehouses & self storage units	110	475	2 152	51	48	3	—	—	—	—	—	—	—												
531130	Lessors of miniwarehouses & self storage units	110	475	2 152	51	48	3	—	—	—	—	—	—	—												
53119	Lessors of other real estate property	236	1 323	5 621	66	47	14	4	1	—	—	—	—	—												
531190	Lessors of other real estate property	236	1 323	5 621	66	47	14	4	1	—	—	—	—	—												
5312	Offices of real estate agents & brokers	1 178	15 444	67 804	440	375	43	13	9	—	—	—	—	—												
53121	Offices of real estate agents & brokers	1 178	15 444	67 804	440	375	43	13	9	—	—	—	—	—												
531210	Offices of real estate agents & brokers	1 178	15 444	67 804	440	375	43	13	9	—	—	—	—	—												
5313	Activities related to real estate	1 743	17 807	73 976	365	270	53	27	10	4	1	—	—	—												
53131	Real estate property managers	1 250	13 039	51 549	163	97	33	20	8	4	1	—	—	—												
531311	Residential property managers	779	6 946	26 743	109	62	27	13	5	1	1	—	—	—												
531312	Nonresidential property managers	471	6 093	24 806	54	35	6	7	3	3	—	—	—	—												
53132	Offices of real estate appraisers	292	3 065	13 187	104	85	15	4	—	—	—	—	—	—												
531320	Offices of real estate appraisers	292	3 065	13 187	104	85	15	4	—	—	—	—	—	—												
53139	Other activities related to real estate	201	1 703	9 240	98	88	5	3	2	—	—	—	—	—												
531390	Other activities related to real estate	201	1 703	9 240	98	88	5	3	2	—	—	—	—	—												
532	Rental & leasing services	4 565	36 440	145 910	280	125	51	60	31	4	7	1	1	—												
5321	Automotive equipment rental & leasing	2 104	14 527	59 729	61	30	12	6	5	1	5	1	1	—												
53211	Passenger car rental & leasing	1 809	12 136	49 906	22	8	3	2	1	1	5	1	1	—												
532111	Passenger car rental	1 809	12 136	49 906	22	8	3	2	1	1	5	1	1	—												
53212	Truck, utility trailer & RV rental & leasing	295	2 391	9 823	39	22	9	4	4	—	—	—	—	—												
532120	Truck, utility trailer & RV rental & leasing	295	2 391	9 823	39	22	9	4	4	—	—	—	—	—												
5322	Consumer goods rental	1 161	5 302	21 804	62	40	22	40	11	1	—	—	—	—												
53223	Video tape & disc rental	617	1 682	6 642	57	14	8	29	6	—	—	—	—	—												
532230	Video tape & disc rental	617	1 682	6 642	57	14	8	29	6	—	—	—	—	—												
53229	Other consumer goods rental	382	2 551	10 462	44	25	4	9	5	1	—	—	—	—												
532291	Home health equipment rental	114	1 093	4 714	16	9	3	2	2	—	—	—	—	—												
532299	All other consumer goods rental	247	1 382	5 450	19	8	1	6	3	1	—	—	—	—												
5323	General rental centers	183	1 181	4 617	22	8	9	3	2	—	—	—	—													



**Table 6. Counties—Employees, Payroll, and Establishments by Industry: 2003—Con.**

[Excludes most government employees, railroad employees, and self-employed persons. Size class 1 to 4 includes establishments with payroll, but no employees, during mid-March pay period. (D) denotes figures withheld to avoid disclosing data for individual companies; the data are included in broader industry totals. Detailed industries with 100 or more employees are shown if industry was not a (D). For explanation of terms, abbreviations, and data reliability/comparability, see introductory text]

NAICS code	Industry	Number of employees for week including March 12	Payroll (\$1,000)		Total number of establishments	Number of establishments by employment-size class									
			First quarter	Annual		1 to 4	5 to 9	10 to 19	20 to 49	50 to 99	100 to 249	250 to 499	500 to 999	1,000 or more	
<b>HILLSBOROUGH—Con.</b>															
<b>54</b>	<b>Professional, scientific &amp; technical services</b>	<b>36 958</b>	<b>438 130</b>	<b>1 920 347</b>	<b>4 215</b>	<b>2 954</b>	<b>552</b>	<b>370</b>	<b>220</b>	<b>62</b>	<b>42</b>	<b>9</b>	<b>5</b>	<b>1</b>	
541	Professional, scientific & technical services	36 958	438 130	1 920 347	4 215	2 954	552	370	220	62	42	9	5	1	
5411	Legal services	7 861	108 007	534 418	1 067	744	168	79	50	14	11	1	—	—	
54111	Offices of lawyers	7 564	104 905	521 115	998	693	158	73	49	13	11	1	—	—	
541110	Offices of lawyers	7 564	104 905	521 115	998	693	158	73	49	13	11	1	—	—	
54119	Other legal services	297	3 102	13 303	69	51	10	6	1	1	—	—	—	—	
541191	Title abstract & settlement offices	257	2 783	11 901	49	34	8	5	1	1	—	—	—	—	
5412	Accounting, tax prep, bookkeep, payroll services	6 067	53 856	214 677	552	392	82	44	16	6	7	2	3	—	
54121	Accounting, tax prep, bookkeep, payroll services	6 067	53 856	214 677	552	392	82	44	16	6	7	2	3	—	
541211	Offices of certified public accountants	2 518	32 398	141 675	288	190	59	25	8	2	2	1	1	—	
541213	Tax preparation services	1 252	2 538	7 214	64	52	1	3	3	1	3	—	1	—	
541214	Payroll services	838	10 417	36 320	29	14	5	5	2	1	1	1	—	—	
541219	Other accounting services	1 459	8 503	29 468	171	136	17	11	3	2	1	—	1	—	
5413	Architectural, engineering & related services	8 522	114 592	495 775	600	328	90	87	67	16	8	2	2	—	
54131	Architectural services	688	8 447	38 273	94	57	13	13	11	—	—	—	—	—	
541310	Architectural services	688	8 447	38 273	94	57	13	13	11	—	—	—	—	—	
54132	Landscape architectural services	108	911	4 319	21	16	3	—	2	—	—	—	—	—	
541320	Landscape architectural services	108	911	4 319	21	16	3	—	2	—	—	—	—	—	
54133	Engineering services	6 668	95 625	410 251	376	199	55	54	43	13	8	2	2	—	
541330	Engineering services	6 668	95 625	410 251	376	199	55	54	43	13	8	2	2	—	
54137	Surveying, mapping (exc geophysical) services	427	3 520	16 353	36	9	11	10	5	1	—	—	—	—	
541370	Surveying, mapping (exc geophysical) services	427	3 520	16 353	36	9	11	10	5	1	—	—	—	—	
54138	Testing laboratories	498	4 802	19 818	29	8	6	8	5	2	—	—	—	—	
541380	Testing laboratories	498	4 802	19 818	29	8	6	8	5	2	—	—	—	—	
5414	Specialized design services	433	2 772	11 689	125	110	7	5	2	—	1	—	—	—	
54141	Interior design services	268	1 550	6 276	49	41	3	2	2	—	1	—	—	—	
541410	Interior design services	268	1 550	6 276	49	41	3	2	2	—	1	—	—	—	
54143	Graphic design services	141	1 037	4 595	64	58	3	3	—	—	—	—	—	—	
541430	Graphic design services	141	1 037	4 595	64	58	3	3	—	—	—	—	—	—	
5415	Computer systems design & related services	4 450	65 797	272 517	534	397	50	37	28	14	6	2	—	—	
54151	Computer systems design & related services	4 450	65 797	272 517	534	397	50	37	28	14	6	2	—	—	
541511	Custom computer programming services	1 655	24 751	102 816	212	156	26	9	12	4	5	—	—	—	
541512	Computer systems design services	1 891	30 719	122 881	222	165	15	20	14	6	1	1	—	—	
541513	Computer facilities management services	231	3 603	14 890	28	19	2	5	—	2	—	—	—	—	
541519	Other computer related services	673	6 724	31 930	72	57	7	3	2	2	—	1	—	—	
5416	Management, sci & tech consulting services	5 105	58 618	253 878	777	628	71	44	23	4	5	1	—	1	
54161	Management consulting services	4 444	50 919	219 971	642	530	51	35	16	3	5	1	—	1	
541611	Admin & gen management consulting services	2 991	34 316	146 582	336	285	21	15	9	1	3	1	—	1	
541612	Human res & exec search consulting services	726	8 621	36 600	92	66	11	10	3	—	2	—	—	—	
541613	Marketing consulting services	475	5 844	27 698	154	133	11	7	1	2	—	—	—	—	
541614	Process, phys dist & log consulting services	176	1 575	6 784	35	24	7	2	2	—	—	—	—	—	
54162	Environmental consulting services	447	4 820	20 675	63	38	14	5	5	1	—	—	—	—	
541620	Environmental consulting services	447	4 820	20 675	63	38	14	5	5	1	—	—	—	—	
54169	Oth scientific & technical consulting services	214	2 879	13 232	72	60	6	4	2	—	—	—	—	—	
541690	Oth scientific & technical consulting services	214	2 879	13 232	72	60	6	4	2	—	—	—	—	—	
5417	Scientific R&D services	427	5 697	21 303	44	24	10	4	4	2	—	—	—	—	
54171	R&D in physical, engineering & life sciences	392	5 401	19 899	38	21	8	3	4	2	—	—	—	—	
541710	R&D in physical, engineering & life sciences	392	5 401	19 899	38	21	8	3	4	2	—	—	—	—	
5418	Advertising & related services	1 570	14 226	55 566	186	124	25	25	8	2	1	1	—	—	
54181	Advertising agencies	446	6 396	25 084	81	52	10	17	1	1	—	—	—	—	
541810	Advertising agencies	446	6 396	25 084	81	52	10	17	1	1	—	—	—	—	
54185	Display advertising	390	1 953	8 092	16	10	2	1	2	—	—	1	—	—	
541850	Display advertising	390	1 953	8 092	16	10	2	1	2	—	—	1	—	—	
54186	Direct mail advertising	180	1 414	4 994	14	6	3	1	4	—	—	—	—	—	
541860	Direct mail advertising	180	1 414	4 994	14	6	3	1	4	—	—	—	—	—	
54187	Advertising material distribution services	(C)	(D)	(D)	4	3	—	—	—	—	1	—	—	—	
54189	Other services related to advertising	160	978	4 884	38	28	6	3	1	—	—	—	—	—	
541890	Other services related to advertising	160	978	4 884	38	28	6	3	1	—	—	—	—	—	
5419	Oth professional, scientific, technical services	2 523	14 565	60 524	330	207	49	45	22	4	3	—	—	—	
54191	Marketing research & public opinion polling	330	1 586	7 377	33	17	8	4	3	—	1	—	—	—	
541910	Marketing research & public opinion polling	330	1 586	7 377	33	17	8	4	3	—	1	—	—	—	
54192	Photographic services	321	1 317	6 242	65	50	11	1	2	1	—	—	—	—	
541921	Photography studios, portrait	199	683	2 978	49	37	9	1	2	—	—	—	—	—	
541922	Commercial photography	122	634	3 264	16	13	2	—	—	1	—	—	—	—	
54194	Veterinary services	1 213	6 968	29 847	104	32	25	34	11	1	1	—	—	—	
541940	Veterinary services	1 213	6 968	29 847	104	32	25	34	11	1	1	—	—	—	
54199	All oth prof, scientific & technical services	646	4 626	16 729	120	100	5	6	6	2	1	—	—	—	
541990	All oth prof, scientific & technical services	646	4 626	16 729	120	100	5	6	6	2	1	—	—	—	
<b>55</b>	<b>Management of companies &amp; enterprises</b>	<b>13 937</b>	<b>224 399</b>	<b>886 219</b>	<b>226</b>	<b>76</b>	<b>30</b>	<b>17</b>	<b>46</b>	<b>29</b>	<b>13</b>	<b>10</b>	<b>4</b>	<b>1</b>	
551	Management of companies & enterprises	13 937	224 399	886 219	226	76	30	17	46	29	13	10	4	1	
5511	Management of companies & enterprises	13 937	224 399	886 219	226	76	30	17	46	29	13	10	4	1	
55111	Management of companies & enterprises	13 937	224 399	886 219	226	76	30	17	46	29	13	10	4	1	
551112	Offices of other holding companies	811	22 394	91 291	36	19	5	3	4	2	3	—	—	—	
551114	Corp, subsidiary & regional managing offices	13 120	201 839	794 191	186	53	25	14	42	27	10	10	4	1	

See footnotes at end of table.

**Table 6. Counties—Employees, Payroll, and Establishments by Industry: 2003—Con.**

[Excludes most government employees, railroad employees, and self-employed persons. Size class 1 to 4 includes establishments with payroll, but no employees, during mid-March pay period. (D) denotes figures withheld to avoid disclosing data for individual companies; the data are included in broader industry totals. Detailed industries with 100 or more employees are shown if industry was not a (D). For explanation of terms, abbreviations, and data reliability/comparability, see introductory text]

NAICS code	Industry	Number of employees for week including March 12	Payroll (\$1,000)		Total number of establishments	Number of establishments by employment-size class									
			First quarter	Annual		1 to 4	5 to 9	10 to 19	20 to 49	50 to 99	100 to 249	250 to 499	500 to 999	1,000 or more	
<b>HILLSBOROUGH—Con.</b>															
<b>56</b>	<b>Admin. support, waste mgmt, remediation services</b>	<b>52 753</b>	<b>350 434</b>	<b>1 477 520</b>	<b>1 916</b>	<b>1 116</b>	<b>244</b>	<b>184</b>	<b>169</b>	<b>88</b>	<b>78</b>	<b>19</b>	<b>13</b>	<b>5</b>	
561	Administrative & support services	51 507	337 367	1 417 021	1 867	1 099	235	177	162	82	75	19	13	5	
5611	Office administrative services	2 112	18 655	78 705	144	91	16	14	14	5	3	1	—	—	
56111	Office administrative services	2 112	18 655	78 705	144	91	16	14	14	5	3	1	—	—	
561110	Office administrative services	2 112	18 655	78 705	144	91	16	14	14	5	3	1	—	—	
5612	Facilities support services	386	2 376	8 884	5	2	—	—	—	2	1	—	—	—	
56121	Facilities support services	386	2 376	8 884	5	2	—	—	—	2	1	—	—	—	
561210	Facilities support services	386	2 376	8 884	5	2	—	—	—	2	1	—	—	—	
5613	Employment services	29 514	205 507	850 815	342	123	22	29	63	42	39	12	7	5	
56131	Employment placement agencies	486	3 229	14 076	56	37	7	7	2	3	—	—	—	—	
561310	Employment placement agencies	486	3 229	14 076	56	37	7	7	2	3	—	—	—	—	
56132	Temporary help services	16 290	115 602	470 613	209	43	14	16	54	35	33	11	1	2	
561320	Temporary help services	16 290	115 602	470 613	209	43	14	16	54	35	33	11	1	2	
56133	Employee leasing services	12 738	86 676	366 126	77	43	1	6	7	4	6	1	6	3	
561330	Employee leasing services	12 738	86 676	366 126	77	43	1	6	7	4	6	1	6	3	
5614	Business support services	3 897	25 979	120 509	231	148	29	25	18	3	4	2	2	—	
56141	Document preparation services	289	1 595	6 376	32	26	1	2	2	—	1	—	—	—	
561410	Document preparation services	289	1 595	6 376	32	26	1	2	2	—	1	—	—	—	
56142	Telephone call centers	1 762	9 520	51 140	28	14	3	2	4	2	1	—	2	—	
561421	Telephone answering services	139	440	2 222	9	4	1	1	2	1	—	—	—	—	
561422	Telemarketing bureaus	1 623	9 080	48 918	19	10	2	1	2	1	1	—	2	—	
56143	Business service centers	931	7 302	30 497	62	40	9	5	5	—	2	1	—	—	
561439	Oth business service centers (incl copy shops)	843	6 767	28 781	34	17	4	5	5	—	2	1	—	—	
56144	Collection agencies	504	3 724	16 472	30	17	3	4	5	—	—	1	—	—	
561440	Collection agencies	504	3 724	16 472	30	17	3	4	5	—	—	1	—	—	
56145	Credit bureaus	114	1 435	5 667	14	7	1	5	1	—	—	—	—	—	
561450	Credit bureaus	114	1 435	5 667	14	7	1	5	1	—	—	—	—	—	
56149	Other business support services	297	2 403	10 357	65	44	12	7	1	1	—	—	—	—	
561492	Court reporting & stenotype services	119	931	4 445	37	27	8	1	1	—	—	—	—	—	
561499	All other business support services	150	1 228	4 901	22	13	3	5	—	1	—	—	—	—	
5615	Travel arrangement & reservation services	2 111	14 817	63 418	94	64	11	4	8	1	4	1	1	—	
56151	Travel agencies	999	6 592	25 923	71	53	7	3	4	1	2	1	—	—	
561510	Travel agencies	999	6 592	25 923	71	53	7	3	4	1	2	1	—	—	
56159	Oth travel arrangement & reservation services	1 077	7 989	36 208	15	6	2	—	4	—	2	—	1	—	
5616	Investigation & security services	4 961	24 517	96 828	156	83	20	21	11	4	13	2	2	—	
56161	Investigation, guard & armored car services	4 326	18 995	76 540	101	55	9	14	4	4	11	2	2	—	
561612	Security guards & patrol services	3 779	14 639	58 422	42	15	3	5	2	4	9	2	2	—	
56162	Security systems services	635	5 522	20 288	55	28	11	7	7	—	2	—	—	—	
561621	Security systems services (except locksmiths)	546	5 064	18 418	31	12	6	4	7	—	2	—	—	—	
5617	Services to buildings & dwellings	6 515	32 483	138 491	784	521	120	68	46	20	8	1	—	—	
56171	Exterminating & pest control services	796	5 398	21 545	86	44	17	14	9	2	—	—	—	—	
561710	Exterminating & pest control services	796	5 398	21 545	86	44	17	14	9	2	—	—	—	—	
56172	Janitorial services	2 816	11 265	47 175	235	157	24	25	15	6	7	1	—	—	
561720	Janitorial services	2 816	11 265	47 175	235	157	24	25	15	6	7	1	—	—	
56173	Landscaping services	2 346	12 090	53 426	357	245	62	21	18	10	1	—	—	—	
561730	Landscaping services	2 346	12 090	53 426	357	245	62	21	18	10	1	—	—	—	
56174	Carpet & upholstery cleaning services	181	1 156	5 301	36	28	3	3	1	1	—	—	—	—	
561740	Carpet & upholstery cleaning services	181	1 156	5 301	36	28	3	3	1	1	—	—	—	—	
56179	Other services to buildings & dwellings	376	2 574	11 044	70	47	14	5	3	1	—	—	—	—	
561790	Other services to buildings & dwellings	376	2 574	11 044	70	47	14	5	3	1	—	—	—	—	
5619	Other support services	2 011	13 033	59 371	111	67	17	16	2	5	3	—	1	—	
56192	Convention & trade show organizers	125	652	2 499	20	12	6	1	—	1	—	—	—	—	
561920	Convention & trade show organizers	125	652	2 499	20	12	6	1	—	1	—	—	—	—	
56199	All other support services	1 840	12 149	55 862	81	48	10	13	2	4	3	—	1	—	
561990	All other support services	1 840	12 149	55 862	81	48	10	13	2	4	3	—	1	—	
562	Waste management & remediation services	1 246	13 067	60 499	49	17	9	7	7	6	3	—	—	—	
5621	Waste collection	541	5 447	21 567	17	7	3	—	4	1	2	—	—	—	
56211	Waste collection	541	5 447	21 567	17	7	3	—	4	1	2	—	—	—	
562111	Solid waste collection	501	5 067	20 289	14	5	3	—	3	1	2	—	—	—	
5622	Waste treatment & disposal	132	2 192	7 030	6	2	1	1	1	1	—	—	—	—	
56221	Waste treatment & disposal	132	2 192	7 030	6	2	1	1	1	1	—	—	—	—	
5629	Remediation & oth waste management services	573	5 428	31 902	26	8	5	6	2	4	1	—	—	—	
56291	Remediation services	415	3 943	25 668	14	2	2	4	2	4	—	—	—	—	
562910	Remediation services	415	3 943	25 668	14	2	2	4	2	4	—	—	—	—	
56292	Materials recovery facilities	(C)	(D)	(D)	3	2	—	—	—	—	1	—	—	—	
<b>61</b>	<b>Educational services</b>	<b>(I)</b>	<b>(D)</b>	<b>(D)</b>	<b>332</b>	<b>178</b>	<b>42</b>	<b>43</b>	<b>42</b>	<b>15</b>	<b>9</b>	<b>2</b>	<b>1</b>	<b>—</b>	
611	Educational services	(I)	(D)	(D)	332	178	42	43	42	15	9	2	1	—	
6111	Elementary & secondary schools	2 274	14 322	57 102	78	21	5	19	18	12	2	1	—	—	
61111	Elementary & secondary schools	2 274	14 322	57 102	78	21	5	19	18	12	2	1	—	—	
611110	Elementary & secondary schools	2 274	14 322	57 102	78	21	5	19	18	12	2	1	—	—	
6112	Junior colleges	(E)	(D)	(D)	5	2	—	—	—	—	3	—	—	—	
61121	Junior colleges	(E)	(D)	(D)	5	2	—	—	—	—	3	—	—	—	
6113	Colleges, universities & professional schools	1 846	10 228	39 541	14	5	1	1	3	—	2	1	1	—	
61131	Colleges, universities & professional schools	1 846	10 228	39 541	14	5	1	1	3	—	2	1	1	—	
611310	Colleges, universities & professional schools	1 846	10 228	39 541	14	5	1	1	3	—	2	1	1	—	
6114	Business schools & computer & mgt training	235	2 684	12 191	46	32	9	3	1	1	—	—	—	—	
61143	Professional, management development training	158	2 107	9 027	27	20	3	2	1	1	—	—	—	—	
611430	Professional, management development training	158	2 107	9 027	27	20	3	2	1	1	—	—	—	—	
6115	Technical & trade schools	557	3 482	14 063	40	21	8	2	8	—	1	—	—	—	
61151	Technical & trade schools	557	3 482	14 063	40	21	8	2	8	—	1	—	—	—	
611519	Other technical & trade schools	476	2 959	11 615	23	11	2	2	7	—	1	—	—	—	

See footnotes at end of table.

**Table 6. Counties—Employees, Payroll, and Establishments by Industry: 2003—Con.**

[Excludes most government employees, railroad employees, and self-employed persons. Size class 1 to 4 includes establishments with payroll, but no employees, during mid-March pay period. (D) denotes figures withheld to avoid disclosing data for individual companies; the data are included in broader industry totals. Detailed industries with 100 or more employees are shown if industry was not a (D). For explanation of terms, abbreviations, and data reliability/comparability, see introductory text]

NAICS code	Industry	Number of employees for week including March 12	Payroll (\$1,000)		Total number of establishments	Number of establishments by employment-size class									
			First quarter	Annual		1 to 4	5 to 9	10 to 19	20 to 49	50 to 99	100 to 249	250 to 499	500 to 999	1,000 or more	
<b>HILLSBOROUGH—Con.</b>															
<b>61</b>	<b>Educational services—Con.</b>														
611	Educational services—Con.														
6116	Other schools & instruction	797	3 465	15 488	126	86	15	14	9	1	1	—	—	—	
61161	Fine arts schools (C)	(C)	(D)	(D)	37	25	9	3	—	—	—	—	—	—	
61162	Sports & recreation instruction	170	656	3 118	46	37	4	3	2	—	—	—	—	—	
611620	Sports & recreation instruction	170	656	3 118	46	37	4	3	2	—	—	—	—	—	
61169	All other schools & instruction	484	2 338	10 399	41	22	2	8	7	1	1	—	—	—	
611691	Exam preparation & tutoring	236	648	2 998	22	9	2	5	6	—	—	—	—	—	
611699	All other miscellaneous schools & instruction	245	1 679	7 316	14	8	—	3	1	1	1	—	—	—	
6117	Educational support services	254	2 121	7 520	23	11	4	4	3	1	—	—	—	—	
61171	Educational support services	254	2 121	7 520	23	11	4	4	3	1	—	—	—	—	
611710	Educational support services	254	2 121	7 520	23	11	4	4	3	1	—	—	—	—	
<b>62</b>	<b>Health care and social assistance</b>	<b>56 112</b>	<b>489 006</b>	<b>2 108 498</b>	<b>2 807</b>	<b>1 323</b>	<b>711</b>	<b>423</b>	<b>208</b>	<b>66</b>	<b>48</b>	<b>15</b>	<b>6</b>	<b>7</b>	
621	Ambulatory health care services	22 499	224 479	1 012 449	2 154	1 106	567	288	132	38	15	4	3	1	
6211	Offices of physicians	8 818	106 231	509 327	1 026	526	283	142	58	12	2	2	1	—	
62111	Offices of physicians	8 818	106 231	509 327	1 026	526	283	142	58	12	2	2	1	—	
621111	Offices of physicians (exc mental health)	8 503	103 502	497 188	962	481	268	140	57	12	1	2	1	—	
621112	Offices of physicians, mental health	315	2 729	12 139	64	45	15	2	1	—	1	—	—	—	
6212	Offices of dentists	2 719	21 412	99 512	382	135	152	80	15	—	—	—	—	—	
62121	Offices of dentists	2 719	21 412	99 512	382	135	152	80	15	—	—	—	—	—	
621210	Offices of dentists	2 719	21 412	99 512	382	135	152	80	15	—	—	—	—	—	
6213	Offices of other health practitioners	1 746	12 665	60 241	430	316	84	25	2	2	1	—	—	—	
62131	Offices of chiropractors	517	3 410	15 359	133	87	37	9	—	—	—	—	—	—	
621310	Offices of chiropractors	517	3 410	15 359	133	87	37	9	—	—	—	—	—	—	
62132	Offices of optometrists	357	3 118	14 820	60	39	11	8	1	1	—	—	—	—	
621320	Offices of optometrists	357	3 118	14 820	60	39	11	8	1	1	—	—	—	—	
62133	Offices of other mental health practitioners	115	773	3 661	68	65	2	1	—	—	—	—	—	—	
621330	Offices of other mental health practitioners	115	773	3 661	68	65	2	1	—	—	—	—	—	—	
621334	Offices of PT, OT, speech therapy & audiology	344	2 287	9 892	82	58	18	5	—	1	—	—	—	—	
621340	Offices of PT, OT, speech therapy & audiology	344	2 287	9 892	82	58	18	5	—	1	—	—	—	—	
62139	Offices of all other health practitioners	413	3 077	16 509	87	67	16	2	1	—	1	—	—	—	
621391	Offices of podiatrists	175	1 251	6 319	26	13	10	2	1	—	—	—	—	—	
621399	Offices of all other misc health practitioners	238	1 826	10 190	61	54	6	—	—	—	1	—	—	—	
6214	Outpatient care centers	2 910	21 619	92 100	121	41	23	18	27	8	3	—	1	—	
62142	Outpatient mental health, substance abuse ctrs	1 173	7 677	32 055	29	12	3	3	7	2	1	—	1	—	
621420	Outpatient mental health, substance abuse ctrs	1 173	7 677	32 055	29	12	3	3	7	2	1	—	1	—	
62149	Other outpatient care centers	1 703	13 745	59 189	88	29	17	14	20	6	2	—	—	—	
621493	Freestanding ambulatory surgery, emergency ctr	653	5 182	24 620	27	8	3	3	10	2	1	—	—	—	
621498	All other outpatient care centers	495	4 189	18 096	46	21	12	6	5	2	—	—	—	—	
6215	Medical & diagnostic laboratories	2 982	37 432	146 508	80	39	14	9	8	6	2	—	1	1	
62151	Medical & diagnostic laboratories	2 982	37 432	146 508	80	39	14	9	8	6	2	—	1	1	
621511	Medical laboratories	2 049	25 654	96 094	26	11	5	3	2	3	—	—	1	1	
621512	Diagnostic Imaging centers	933	11 778	50 414	54	28	9	6	6	3	2	—	—	—	
6216	Home health care services	2 385	16 617	70 448	70	28	6	7	15	8	4	2	—	—	
62161	Home health care services	2 385	16 617	70 448	70	28	6	7	15	8	4	2	—	—	
621610	Home health care services	2 385	16 617	70 448	70	28	6	7	15	8	4	2	—	—	
6219	Other ambulatory health care services	939	8 503	34 313	45	21	5	7	7	2	3	—	—	—	
62191	Ambulance services	221	1 246	5 797	3	1	—	—	—	1	1	—	—	—	
621910	Ambulance services	221	1 246	5 797	3	1	—	—	—	1	1	—	—	—	
62199	All other ambulatory health care services	718	7 257	28 516	42	20	5	7	7	1	2	—	—	—	
621991	Blood & organ banks	344	3 643	14 934	15	6	1	2	4	1	1	—	—	—	
621999	All oth misc ambulatory health care services	374	3 614	13 582	27	14	4	5	3	—	1	—	—	—	
622	Hospitals	(J)	(D)	(D)	16	1	1	—	—	—	1	5	2	6	
6221	General medical & surgical hospitals	17 037	176 251	719 041	13	—	—	—	—	—	1	5	2	5	
62211	General medical & surgical hospitals	17 037	176 251	719 041	13	—	—	—	—	—	1	5	2	5	
622110	General medical & surgical hospitals	17 037	176 251	719 041	13	—	—	—	—	—	1	5	2	5	
6223	Other specialty hospitals	(G)	(D)	(D)	3	1	1	—	—	—	—	—	—	1	
62231	Other specialty hospitals	(G)	(D)	(D)	3	1	1	—	—	—	—	—	—	1	
623	Nursing & residential care facilities	9 114	47 068	195 225	204	61	41	31	19	18	27	6	1	—	
6231	Nursing care facilities	3 978	21 766	96 750	37	8	—	1	—	7	19	2	—	—	
62311	Nursing care facilities	3 978	21 766	96 750	37	8	—	1	—	7	19	2	—	—	
623110	Nursing care facilities	3 978	21 766	96 750	37	8	—	1	—	7	19	2	—	—	
6232	Residential mental retardation, health facil	1 470	8 151	33 069	93	24	32	22	11	1	2	1	—	—	
62321	Residential mental retardation facilities	809	4 033	16 068	73	18	29	19	5	1	1	—	—	—	
623210	Residential mental retardation facilities	809	4 033	16 068	73	18	29	19	5	1	1	—	—	—	
62322	Residential mental health, subst abuse facil	661	4 118	17 001	20	6	3	3	6	—	1	1	—	—	
623220	Residential mental health, subst abuse facil	661	4 118	17 001	20	6	3	3	6	—	1	1	—	—	
6233	Community care facilities for the elderly	3 343	14 976	57 049	65	25	8	6	7	10	6	2	1	—	
62331	Community care facilities for the elderly	3 343	14 976	57 049	65	25	8	6	7	10	6	2	1	—	
623311	Continuing care retirement communities	2 197	10 443	39 959	20	2	3	2	3	5	2	2	1	—	
623312	Homes for the elderly	1 146	4 533	17 090	45	23	5	4	4	5	4	—	—	—	
6239	Other residential care facilities	323	2 175	8 357	9	4	1	2	1	—	—	1	—	—	
62399	Other residential care facilities	323	2 175	8 357	9	4	1	2	1	—	—	1	—	—	
623990	Other residential care facilities	323	2 175	8 357	9	4	1	2	1	—	—	1	—	—	

See footnotes at end of table.

**Table 6. Counties—Employees, Payroll, and Establishments by Industry: 2003—Con.**

[Excludes most government employees, railroad employees, and self-employed persons. Size class 1 to 4 includes establishments with payroll, but no employees, during mid-March pay period. (D) denotes figures withheld to avoid disclosing data for individual companies; the data are included in broader industry totals. Detailed industries with 100 or more employees are shown if industry was not a (D). For explanation of terms, abbreviations, and data reliability/comparability, see introductory text]

NAICS code	Industry	Number of employees for week including March 12	Payroll (\$1,000)		Total number of establishments	Number of establishments by employment-size class																				
			First quarter	Annual		1 to 4	5 to 9	10 to 19	20 to 49	50 to 99	100 to 249	250 to 499	500 to 999	1,000 or more												
<b>HILLSBOROUGH—Con.</b>																										
<b>62</b>	<b>Health care and social assistance—Con.</b>																									
624	Social assistance .....	(I)	(D)	(D)	433	155	102	104	57	10	5	—	—	—	—	—	—	—								
6241	Individual & family services.....	1 717	10 413	46 324	121	55	19	21	21	3	2	—	—	—	—	—	—									
62411	Child & youth services.....	621	3 670	15 163	27	7	7	5	6	1	1	—	—	—	—	—	—									
624110	Child & youth services.....	621	3 670	15 163	27	7	7	5	6	1	1	—	—	—	—	—	—									
62412	Services for elderly & disabled persons .....	297	1 999	10 206	27	13	2	6	6	—	—	—	—	—	—	—	—									
624120	Services for elderly & disabled persons .....	297	1 999	10 206	27	13	2	6	6	—	—	—	—	—	—	—	—									
62419	Other individual & family services .....	799	4 744	20 955	67	35	10	10	9	2	1	—	—	—	—	—	—									
624190	Other individual & family services .....	799	4 744	20 955	67	35	10	10	9	2	1	—	—	—	—	—	—									
6242	Community, emergency & other relief services ..	(C)	(D)	(D)	19	7	4	5	1	2	—	—	—	—	—	—	—									
62422	Community housing services .....	(C)	(D)	(D)	11	4	3	3	—	1	—	—	—	—	—	—	—									
6243	Vocational rehabilitation services .....	317	1 158	3 960	25	12	8	2	1	1	1	—	—	—	—	—	—									
62431	Vocational rehabilitation services .....	317	1 158	3 960	25	12	8	2	1	1	1	—	—	—	—	—	—									
624310	Vocational rehabilitation services .....	317	1 158	3 960	25	12	8	2	1	1	1	—	—	—	—	—	—									
6244	Child day care services .....	3 131	10 707	43 370	268	81	71	76	34	4	2	—	—	—	—	—	—									
62441	Child day care services .....	3 131	10 707	43 370	268	81	71	76	34	4	2	—	—	—	—	—	—									
624410	Child day care services .....	3 131	10 707	43 370	268	81	71	76	34	4	2	—	—	—	—	—	—									
<b>71</b>	<b>Arts, entertainment &amp; recreation .....</b>													<b>12 605</b>	<b>94 524</b>	<b>361 174</b>	<b>357</b>	<b>210</b>	<b>42</b>	<b>26</b>	<b>34</b>	<b>23</b>	<b>16</b>	<b>4</b>	<b>1</b>	<b>1</b>
711	Performing arts, spectator sports & related industries .....	3 019	63 541	224 731	122	89	13	5	4	3	4	4	—	—	—	—	—									
7111	Performing arts companies .....	244	1 857	6 109	26	16	5	3	1	—	1	—	—	—	—	—	—									
71113	Musical groups & artists .....	192	1 689	5 414	13	7	3	1	—	—	—	—	—	—	—	—	—									
711130	Musical groups & artists .....	192	1 689	5 414	13	7	3	1	—	—	—	—	—	—	—	—	—									
7112	Spectator sports .....	1 336	54 304	191 097	23	14	—	2	1	3	1	2	—	—	—	—	—									
71121	Spectator sports .....	1 336	54 304	191 097	23	14	—	2	1	3	1	2	—	—	—	—	—									
711211	Sports teams and clubs .....	776	51 516	180 635	8	2	—	1	1	2	1	1	—	—	—	—	—									
7113	Promoters of entertainment events .....	1 311	6 398	22 117	18	11	2	—	1	—	2	2	—	—	—	—	—									
71131	Promoters of entertainment events with facility .....	780	5 341	19 551	5	1	—	—	1	—	2	1	—	—	—	—	—									
711310	Promoters of entertainment events with facility .....	780	5 341	19 551	5	1	—	—	1	—	2	1	—	—	—	—	—									
71132	Promoters of entertainment events without facility .....	531	1 057	2 566	13	10	2	—	—	—	—	1	—	—	—	—	—									
711320	Promoters of entertainment events without facility .....	531	1 057	2 566	13	10	2	—	—	—	—	1	—	—	—	—	—									
712	Museums, historical sites & like institutions .....	614	2 966	12 357	15	7	3	2	—	—	3	—	—	—	—	—	—									
7121	Museums, historical sites & like institutions .....	614	2 966	12 357	15	7	3	2	—	—	3	—	—	—	—	—	—									
71211	Museums .....	(C)	(D)	(D)	10	4	3	2	—	—	1	—	—	—	—	—	—									
71213	Zoos & botanical gardens .....	(E)	(D)	(D)	4	2	—	—	—	—	2	—	—	—	—	—	—									
713	Amusement, gambling & recreation industries .....	8 972	28 017	124 086	220	114	26	19	30	20	9	—	1	—	—	—	—									
7131	Amusement parks & arcades .....	(H)	(D)	(D)	13	8	—	1	1	2	—	—	—	—	—	—	—									
71311	Amusement & theme parks .....	(H)	(D)	(D)	1	—	—	—	—	—	—	—	—	—	—	—	—									
71312	Amusement arcades .....	(C)	(D)	(D)	12	8	—	1	1	2	—	—	—	—	—	—	—									
7132	Gambling industries .....	(F)	(D)	(D)	2	1	—	—	—	—	—	—	—	—	—	—	—									
71329	Other gambling industries .....	(F)	(D)	(D)	2	1	—	—	—	—	—	—	—	—	—	—	—									
7139	Other amusement & recreation industries .....	4 081	13 155	57 337	205	105	26	18	29	18	9	—	—	—	—	—	—									
71391	Golf courses & country clubs .....	1 444	5 681	23 476	31	4	2	2	11	9	3	—	—	—	—	—	—									
713910	Golf courses & country clubs .....	1 444	5 681	23 476	31	4	2	2	11	9	3	—	—	—	—	—	—									
71393	Marinas .....	276	1 376	6 279	15	11	—	2	—	1	1	—	—	—	—	—	—									
713930	Marinas .....	276	1 376	6 279	15	11	—	2	—	1	1	—	—	—	—	—	—									
71394	Fitness & recreational sports centers .....	1 941	4 561	19 526	91	44	16	7	11	8	5	—	—	—	—	—	—									
713940	Fitness & recreational sports centers .....	1 941	4 561	19 526	91	44	16	7	11	8	5	—	—	—	—	—	—									
71395	Bowling centers .....	196	710	2 988	8	1	—	2	5	—	—	—	—	—	—	—	—									
713950	Bowling centers .....	196	710	2 988	8	1	—	2	5	—	—	—	—	—	—	—	—									
71399	All other amusement & recreation industries ..	224	827	5 068	60	45	8	5	2	—	—	—	—	—	—	—	—									
713990	All other amusement & recreation industries ..	224	827	5 068	60	45	8	5	2	—	—	—	—	—	—	—	—									
<b>72</b>	<b>Accommodation &amp; food services .....</b>													<b>40 488</b>	<b>129 465</b>	<b>523 637</b>	<b>1 836</b>	<b>708</b>	<b>256</b>	<b>264</b>	<b>375</b>	<b>168</b>	<b>57</b>	<b>8</b>	<b>—</b>	<b>—</b>
721	Accommodation .....	5 622	26 565	103 669	146	51	12	22	37	6	14	4	—	—	—	—	—									
7211	Traveler accommodation .....	(I)	(D)	(D)	124	34	9	21	36	6	14	4	—	—	—	—	—									
72111	Hotels (exc casino hotels) & motels .....	5 531	26 261	102 713	123	33	9	21	36	6	14	4	—	—	—	—	—									
721110	Hotels (exc casino hotels) & motels .....	5 531	26 261	102 713	123	33	9	21	36	6	14	4	—	—	—	—	—									
722	Food services & drinking places .....	34 866	102 900	419 968	1 690	657	244	242	338	162	43	4	—	—	—	—	—									
7221	Full-service restaurants .....	17 856	60 251	244 264	656	242	84	81	105	112	32	—	—	—	—	—	—									
72211	Full-service restaurants .....	17 856	60 251	244 264	656	242	84	81	105	112	32	—	—	—	—	—	—									
722110	Full-service restaurants .....	17 856	60 251	244 264	656	242	84	81	105	112	32	—	—	—	—	—	—									
7222	Limited-service eating places .....	13 559	31 971	133 134	809	298	113	133	212	46	6	1	—	—	—	—	—									
72221	Limited-service eating places .....	13 559	31 971	133 134	809	298	113	133	212	46	6	1	—	—	—	—	—									
722211	Limited-service restaurants .....	11 540	26 802	111 312	649	223	82	105	195	38	5	1	—	—	—	—	—									
722212	Cafeterias .....	913	2 301	9 598	48	26	6	2	8	5	1	—	—	—	—	—	—									
722213	Snack & nonalcoholic beverage bars .....	1 106	2 868	12 224	112	49	25	26	9	3	—	—	—	—	—	—	—									
7223	Special food services .....	2 520	8 293	32 864	101	50	18	14	9	2	5	3	—	—	—	—	—									
72231	Food service contractors .....	2 111	7 553	29 690	59	24	10	9	8	1	4	3	—	—	—	—	—									
722310	Food service contractors .....	2 111	7 553	29 690	59	24	10	9	8	1	4	3	—	—	—	—	—									
72232	Caterers .....	303	590	2 556	25	15	6	2	—	1	1	—	—	—	—	—	—									
722320	Caterers .....	303	590	2 556	25	15	6	2	—	1	1	—	—	—	—	—	—									
72233	Mobile food services .....	106	150	618	17	11	2	3	1	—	—	—	—	—	—	—	—									
722330	Mobile food services .....	106	150	618	17	11	2	3	1	—	—	—	—	—	—	—	—									
7224	Drinking places (alcoholic beverages) .....	931	2 385	9 706	124	67	29	14	12	2	—	—	—	—	—	—	—									
72241	Drinking places (alcoholic beverages) .....	931	2 385	9 706	124	67	29	14	12	2	—	—	—	—	—	—	—									
722410	Drinking places (alcoholic beverages) .....	931	2 385	9 706	124	67	29	14	12	2	—	—	—	—	—	—	—									

See footnotes at end of table.

**Table 6. Counties—Employees, Payroll, and Establishments by Industry: 2003—Con.**

[Excludes most government employees, railroad employees, and self-employed persons. Size class 1 to 4 includes establishments with payroll, but no employees, during mid-March pay period. (D) denotes figures withheld to avoid disclosing data for individual companies; the data are included in broader industry totals. Detailed industries with 100 or more employees are shown if industry was not a (D). For explanation of terms, abbreviations, and data reliability/comparability, see introductory text]

NAICS code	Industry	Number of employees for week including March 12	Payroll (\$1,000)		Total number of establishments	Number of establishments by employment-size class								
			First quarter	Annual		1 to 4	5 to 9	10 to 19	20 to 49	50 to 99	100 to 249	250 to 499	500 to 999	1,000 or more
<b>HILLSBOROUGH—Con.</b>														
<b>81</b>	<b>Other services (except public administration)</b>	<b>18 846</b>	<b>97 316</b>	<b>402 576</b>	<b>2 455</b>	<b>1 549</b>	<b>465</b>	<b>244</b>	<b>143</b>	<b>37</b>	<b>14</b>	<b>3</b>	—	—
811	Repair & maintenance	5 377	36 008	148 176	910	630	167	61	43	5	3	1	—	—
8111	Automotive repair & maintenance	3 165	18 357	77 737	597	399	121	46	28	2	1	—	—	—
81111	Automotive mechanical & electrical R&M	1 498	9 458	39 769	358	253	75	22	8	—	—	—	—	—
811111	General automotive repair	1 166	7 171	29 885	284	203	57	18	6	—	—	—	—	—
811113	Automotive transmission repair	124	959	4 294	31	23	7	—	1	—	—	—	—	—
811118	Other automotive mechanical & electrical R&M	189	1 197	5 042	38	24	9	4	1	—	—	—	—	—
81112	Automotive body, paint, interior & glass repair	755	5 559	22 950	141	88	32	11	10	—	—	—	—	—
811121	Automotive body, paint & interior R&M	677	4 954	20 381	117	73	23	11	10	—	—	—	—	—
81119	Other automotive R&M	912	3 340	15 018	98	58	14	13	10	2	1	—	—	—
811191	Automotive oil change & lubrication shops	260	1 155	5 013	29	9	11	6	3	—	—	—	—	—
811192	Car washes	612	1 949	8 619	50	32	2	6	7	2	1	—	—	—
8112	Electronic & precision equipment R&M	1 380	12 009	46 503	100	67	13	6	8	3	2	1	—	—
81121	Electronic & precision equipment R&M	1 380	12 009	46 503	100	67	13	6	8	3	2	1	—	—
811211	Consumer electronics R&M	292	2 278	8 317	26	18	4	—	2	1	1	—	—	—
811212	Computer & office machine R&M	515	6 252	23 180	39	27	4	3	2	2	1	—	—	—
811213	Communication equipment R&M	480	2 358	9 763	14	8	1	1	3	—	—	1	—	—
8113	Commercial equipment (exc auto & elec) R&M	458	3 336	14 943	95	67	17	6	5	—	—	—	—	—
81131	Commercial equipment (exc auto & elec) R&M	458	3 336	14 943	95	67	17	6	5	—	—	—	—	—
811310	Commercial equipment (exc auto & elec) R&M	458	3 336	14 943	95	67	17	6	5	—	—	—	—	—
8114	Personal & household goods R&M	374	2 306	8 993	118	97	16	3	2	—	—	—	—	—
81141	Home, garden equipment & appliance R&M	133	1 267	4 615	31	23	6	1	1	—	—	—	—	—
81149	Other personal & household goods R&M	171	709	2 945	56	47	6	2	1	—	—	—	—	—
811490	Other personal & household goods R&M	171	709	2 945	56	47	6	2	1	—	—	—	—	—
812	Personal & laundry services	5 012	19 537	83 455	744	493	124	84	30	7	5	1	—	—
8121	Personal care services	2 243	7 710	33 018	402	257	78	46	18	3	—	—	—	—
81211	Hair, nail & skin care services	1 857	6 488	27 607	334	216	64	38	13	3	—	—	—	—
812112	Beauty salons	1 788	6 226	26 415	297	181	63	37	13	3	—	—	—	—
81219	Other personal care services	386	1 222	5 411	68	41	14	8	5	—	—	—	—	—
812191	Diet & weight reducing centers	162	512	2 368	20	8	6	4	2	—	—	—	—	—
812199	Other personal care services	224	710	3 023	48	33	8	4	3	—	—	—	—	—
8122	Death care services	377	1 853	7 124	46	21	8	13	4	—	—	—	—	—
81221	Funeral homes	227	1 370	5 271	33	15	7	10	1	—	—	—	—	—
812210	Funeral homes	227	1 370	5 271	33	15	7	10	1	—	—	—	—	—
81222	Cemeteries & crematories	150	483	1 853	13	6	1	3	3	—	—	—	—	—
812220	Cemeteries & crematories	150	483	1 853	13	6	1	3	3	—	—	—	—	—
8123	Drycleaning & laundry services	1 392	6 512	28 262	126	85	14	13	6	4	4	—	—	—
81231	Coin-operated laundries & drycleaners	125	499	2 000	41	33	6	2	—	—	—	—	—	—
812310	Coin-operated laundries & drycleaners	125	499	2 000	41	33	6	2	—	—	—	—	—	—
81232	Drycleaning & laundry services (exc coin-op)	599	1 654	7 339	76	50	8	11	4	3	—	—	—	—
812320	Drycleaning & laundry services (exc coin-op)	599	1 654	7 339	76	50	8	11	4	3	—	—	—	—
81233	Linen & uniform supply	668	4 359	18 923	9	2	—	—	2	1	4	—	—	—
8129	Other personal services	1 000	3 462	15 051	170	130	24	12	2	—	1	1	—	—
81293	Parking lots & garages	656	1 925	8 169	44	26	7	7	2	—	1	1	—	—
812930	Parking lots & garages	656	1 925	8 169	44	26	7	7	2	—	1	1	—	—
81299	All other personal services	191	840	3 925	83	72	8	3	—	—	—	—	—	—
812990	All other personal services	191	840	3 925	83	72	8	3	—	—	—	—	—	—
813	Religious, grantmaking, civic, prof & like organizations	8 457	41 771	170 945	801	426	174	99	70	25	6	1	—	—
8131	Religious organizations	5 504	21 786	89 916	487	242	107	67	49	17	5	—	—	—
81311	Religious organizations	5 504	21 786	89 916	487	242	107	67	49	17	5	—	—	—
813110	Religious organizations	5 504	21 786	89 916	487	242	107	67	49	17	5	—	—	—
8132	Grantmaking & giving services	860	7 184	28 341	39	18	12	4	2	1	1	1	—	—
81321	Grantmaking & giving services	860	7 184	28 341	39	18	12	4	2	1	1	1	—	—
813212	Voluntary health organizations	559	5 399	21 004	16	7	5	2	—	1	—	1	—	—
813219	Other grantmaking & giving services	204	772	3 201	5	1	1	1	1	—	1	—	—	—
8133	Social advocacy organizations	207	1 091	4 465	23	15	1	2	5	—	—	—	—	—
81331	Social advocacy organizations	207	1 091	4 465	23	15	1	2	5	—	—	—	—	—
813319	Other social advocacy organizations	112	560	2 270	10	5	1	1	3	—	—	—	—	—
8134	Civic & social organizations	774	3 442	14 028	94	54	21	12	4	3	—	—	—	—
81341	Civic & social organizations	774	3 442	14 028	94	54	21	12	4	3	—	—	—	—
813410	Civic & social organizations	774	3 442	14 028	94	54	21	12	4	3	—	—	—	—
8139	Business, labor, political, like organizations	1 112	8 268	34 195	158	97	33	14	10	4	—	—	—	—
81391	Business associations	297	3 118	12 217	41	24	10	2	4	1	—	—	—	—
813910	Business associations	297	3 118	12 217	41	24	10	2	4	1	—	—	—	—
81392	Professional organizations	203	2 339	10 915	27	19	3	2	2	1	—	—	—	—
813920	Professional organizations	203	2 339	10 915	27	19	3	2	2	1	—	—	—	—
81393	Labor unions & similar labor organizations	360	1 475	6 178	41	18	10	10	2	1	—	—	—	—
813930	Labor unions & similar labor organizations	360	1 475	6 178	41	18	10	10	2	1	—	—	—	—
81399	Oth similar organizations (exc business, prof, labor, pol)	235	1 277	4 701	43	31	9	—	2	1	—	—	—	—
813990	Oth similar organizations (exc business, prof, labor, pol)	235	1 277	4 701	43	31	9	—	2	1	—	—	—	—
<b>99</b>	<b>Unclassified establishments</b>	<b>(B)</b>	<b>(D)</b>	<b>(D)</b>	<b>79</b>	<b>75</b>	<b>3</b>	<b>1</b>	—	—	—	—	—	—

See footnotes at end of table.

**Table 6. Counties—Employees, Payroll, and Establishments by Industry: 2003—Con.**

[Excludes most government employees, railroad employees, and self-employed persons. Size class 1 to 4 includes establishments with payroll, but no employees, during mid-March pay period. (D) denotes figures withheld to avoid disclosing data for individual companies; the data are included in broader industry totals. Detailed industries with 100 or more employees are shown if industry was not a (D). For explanation of terms, abbreviations, and data reliability/comparability, see introductory text]

NAICS code	Industry	Number of employees for week including March 12	Payroll (\$1,000)		Total number of establishments	Number of establishments by employment-size class								
			First quarter	Annual		1 to 4	5 to 9	10 to 19	20 to 49	50 to 99	100 to 249	250 to 499	500 to 999	1,000 or more
<b>HOLMES</b>														
	<b>Total</b> .....	<b>1 763</b>	<b>7 802</b>	<b>31 827</b>	<b>267</b>	<b>157</b>	<b>68</b>	<b>23</b>	<b>15</b>	<b>3</b>	<b>1</b>			
11	Forestry, fishing, hunting, and agriculture support .....	(A)	(D)	(D)	7	6	1	—	—	—	—	—	—	—
21	Mining .....	(A)	(D)	(D)	1	1	—	—	—	—	—	—	—	—
22	Utilities .....	(B)	(D)	(D)	2	1	—	—	1	—	—	—	—	—
23	Construction .....	86	323	1 649	29	22	6	1	—	—	—	—	—	—
31-33	Manufacturing .....	246	1 404	5 216	13	2	3	4	3	1	—	—	—	—
42	Wholesale trade .....	64	287	1 324	13	8	3	2	—	—	—	—	—	—
44-45	Retail trade .....	352	1 213	4 954	55	25	23	5	1	1	—	—	—	—
445	Food & beverage stores .....	123	338	1 287	8	4	2	—	1	1	—	—	—	—
4451	Grocery stores .....	(C)	(D)	(D)	4	2	—	—	1	1	—	—	—	—
44511	Grocery (except convenience) stores .....	(C)	(D)	(D)	2	—	—	—	1	1	—	—	—	—
48-49	Transportation & warehousing .....	(B)	(D)	(D)	20	19	1	—	—	—	—	—	—	—
51	Information .....	(B)	(D)	(D)	6	3	3	—	—	—	—	—	—	—
52	Finance & insurance .....	76	648	2 778	9	5	3	—	1	—	—	—	—	—
53	Real estate & rental & leasing .....	11	33	145	4	3	1	—	—	—	—	—	—	—
54	Professional, scientific & technical services .....	66	345	1 379	16	10	5	—	1	—	—	—	—	—
56	Admin, support, waste mgt, remediation services .....	9	45	178	8	8	—	—	—	—	—	—	—	—
62	Health care and social assistance .....	435	2 060	8 322	33	13	9	6	4	—	1	—	—	—
623	Nursing & residential care facilities .....	(C)	(D)	(D)	5	1	1	1	1	—	1	—	—	—
6231	Nursing care facilities .....	(C)	(D)	(D)	1	—	—	—	—	—	1	—	—	—
62311	Nursing care facilities .....	(C)	(D)	(D)	1	—	—	—	—	—	1	—	—	—
624	Social assistance .....	(C)	(D)	(D)	12	5	2	3	2	—	—	—	—	—
71	Arts, entertainment & recreation .....	(A)	(D)	(D)	1	—	—	1	—	—	—	—	—	—
72	Accommodation & food services .....	154	309	1 212	11	2	4	2	2	1	—	—	—	—
722	Food services & drinking places .....	135	287	1 114	8	2	1	2	2	1	—	—	—	—
81	Other services (except public administration) .....	168	496	1 898	38	28	6	2	2	—	—	—	—	—
99	Unclassified establishments .....	(A)	(D)	(D)	1	1	—	—	—	—	—	—	—	—
<b>INDIAN RIVER</b>														
	<b>Total</b> .....	<b>39 581</b>	<b>254 778</b>	<b>1 047 135</b>	<b>3 684</b>	<b>2 179</b>	<b>723</b>	<b>408</b>	<b>225</b>	<b>91</b>	<b>46</b>	<b>7</b>	<b>4</b>	<b>1</b>
11	Forestry, fishing, hunting, and agriculture support .....	1 013	6 470	20 647	39	20	7	1	2	5	4	—	—	—
115	Agriculture & forestry support activities .....	(G)	(D)	(D)	38	19	7	1	2	5	4	—	—	—
1151	Crop production support activities .....	1 005	6 422	20 475	35	17	6	1	2	5	4	—	—	—
11511	Crop production support activities .....	1 005	6 422	20 475	35	17	6	1	2	5	4	—	—	—
115114	Postharvest crop activities (exc ginning) .....	765	5 346	16 229	12	4	—	—	1	3	4	—	—	—
115115	Farm labor contractors & crew leaders .....	100	170	345	5	3	1	—	—	1	—	—	—	—
21	Mining .....	(A)	(D)	(D)	2	1	1	—	—	—	—	—	—	—
22	Utilities .....	(A)	(D)	(D)	3	2	1	—	—	—	—	—	—	—
23	Construction .....	3 349	24 623	103 639	437	276	75	47	25	11	3	—	—	—
236	Construction of Buildings .....	934	8 012	35 434	133	84	24	15	5	4	1	—	—	—
2361	Residential Building Construction .....	825	6 859	30 226	119	74	23	14	4	3	1	—	—	—
23611	Residential Building Construction .....	825	6 859	30 226	119	74	23	14	4	3	1	—	—	—
236115	New Single-Family Housing Construction (except Operative Builders) .....	701	5 843	25 366	82	43	19	13	4	2	1	—	—	—
2362	Nonresidential Building Construction .....	109	1 153	5 208	14	10	1	1	1	1	—	—	—	—
23622	Commercial and Institutional Building Construction .....	109	1 153	5 208	14	10	1	1	1	1	—	—	—	—
236220	Commercial and Institutional Building Construction .....	109	1 153	5 208	14	10	1	1	1	1	—	—	—	—
237	Heavy and Civil Engineering Construction .....	164	2 758	7 604	27	17	6	2	1	1	—	—	—	—
238	Specialty Trade Contractors .....	2 251	13 853	60 601	277	175	45	30	19	6	2	—	—	—
2381	Foundation, Structure, and Building Exterior Contractors .....	476	2 392	10 277	54	29	10	7	6	2	—	—	—	—
23811	Poured Concrete Foundation and Structure Contractors .....	186	940	3 948	12	4	2	2	3	1	—	—	—	—
238110	Poured Concrete Foundation and Structure Contractors .....	186	940	3 948	12	4	2	2	3	1	—	—	—	—
23816	Roofing Contractors .....	137	743	2 699	12	3	3	4	2	—	—	—	—	—
238160	Roofing Contractors .....	137	743	2 699	12	3	3	4	2	—	—	—	—	—
2382	Building Equipment Contractors .....	916	6 735	29 778	80	42	14	13	8	2	1	—	—	—
23821	Electrical Contractors .....	(E)	(D)	(D)	39	21	8	7	2	—	1	—	—	—
23822	Plumbing, Heating, and Air-Conditioning Contractors .....	492	3 329	15 258	40	21	6	5	6	2	—	—	—	—
238220	Plumbing, Heating, and Air-Conditioning Contractors .....	492	3 329	15 258	40	21	6	5	6	2	—	—	—	—
2383	Building Finishing Contractors .....	392	2 096	8 757	90	67	14	6	2	1	—	—	—	—
23832	Painting and Wall Covering Contractors .....	201	951	3 990	35	26	5	2	1	1	—	—	—	—
238320	Painting and Wall Covering Contractors .....	201	951	3 990	35	26	5	2	1	1	—	—	—	—
23835	Finish Carpentry Contractors .....	101	680	2 903	22	15	4	2	1	—	—	—	—	—
238350	Finish Carpentry Contractors .....	101	680	2 903	22	15	4	2	1	—	—	—	—	—

See footnotes at end of table.

**Table 6. Counties—Employees, Payroll, and Establishments by Industry: 2003—Con.**

[Excludes most government employees, railroad employees, and self-employed persons. Size class 1 to 4 includes establishments with payroll, but no employees, during mid-March pay period. (D) denotes figures withheld to avoid disclosing data for individual companies; the data are included in broader industry totals. Detailed industries with 100 or more employees are shown if industry was not a (D). For explanation of terms, abbreviations, and data reliability/comparability, see introductory text]

NAICS code	Industry	Number of employees for week including March 12	Payroll (\$1,000)		Total number of establishments	Number of establishments by employment-size class										
			First quarter	Annual		1 to 4	5 to 9	10 to 19	20 to 49	50 to 99	100 to 249	250 to 499	500 to 999	1,000 or more		
<b>23</b>	<b>INDIAN RIVER—Con.</b>															
	<b>Construction—Con.</b>															
238	Specialty Trade Contractors—Con.															
2389	Other Specialty Trade Contractors	467	2 630	11 789	53	37	7	4	3	1	1	—	—	—	—	—
23891	Site Preparation Contractors	365	1 807	8 486	28	17	4	3	2	1	1	—	—	—	—	—
238910	Site Preparation Contractors	365	1 807	8 486	28	17	4	3	2	1	1	—	—	—	—	—
23899	All Other Specialty Trade Contractors	102	823	3 303	25	20	3	1	1	—	—	—	—	—	—	—
238990	All Other Specialty Trade Contractors	102	823	3 303	25	20	3	1	1	—	—	—	—	—	—	—
<b>31-33</b>	<b>Manufacturing</b>	<b>1 750</b>	<b>15 953</b>	<b>60 784</b>	<b>96</b>	<b>50</b>	<b>20</b>	<b>9</b>	<b>12</b>	<b>3</b>	<b>1</b>	<b>—</b>	<b>1</b>	<b>—</b>	<b>—</b>	<b>—</b>
327	Nonmetallic mineral product mfg	101	847	3 920	7	2	1	2	2	—	—	—	—	—	—	—
332	Fabricated metal product mfg	134	916	3 857	11	4	1	2	4	—	—	—	—	—	—	—
336	Transportation equipment mfg	(F)	(D)	(D)	7	4	2	—	—	—	—	—	—	—	1	—
3364	Aerospace product & parts mfg	(F)	(D)	(D)	1	—	—	—	—	—	—	—	—	—	1	—
33641	Aerospace product & parts mfg	(F)	(D)	(D)	1	—	—	—	—	—	—	—	—	—	1	—
339	Miscellaneous mfg	230	1 146	4 223	8	5	1	—	1	—	1	—	—	—	—	—
3399	Other miscellaneous mfg	(C)	(D)	(D)	7	4	1	—	1	—	1	—	—	—	—	—
33992	Sporting & athletic goods mfg	(C)	(D)	(D)	2	—	—	—	1	—	1	—	—	—	—	—
<b>42</b>	<b>Wholesale trade</b>	<b>944</b>	<b>9 045</b>	<b>46 263</b>	<b>134</b>	<b>96</b>	<b>18</b>	<b>11</b>	<b>5</b>	<b>2</b>	<b>2</b>	<b>—</b>	<b>—</b>	<b>—</b>	<b>—</b>	<b>—</b>
423	Merchant Wholesalers, Durable Goods	394	3 427	13 682	69	53	7	6	2	—	1	—	—	—	—	—
4236	Electrical and Electronic Goods Merchant Wholesalers	155	1 553	5 565	8	4	1	2	—	—	1	—	—	—	—	—
42369	Other Electronic Parts and Equipment Merchant Wholesalers	(C)	(D)	(D)	5	3	1	—	—	—	1	—	—	—	—	—
424	Merchant Wholesalers, Nondurable Goods	494	5 191	30 912	42	23	8	5	3	2	1	—	—	—	—	—
4244	Grocery and Related Product Wholesalers	375	2 477	8 139	21	10	4	3	1	2	1	—	—	—	—	—
42448	Fresh Fruit and Vegetable Merchant Wholesalers	345	2 222	7 157	14	6	2	2	1	2	1	—	—	—	—	—
424480	Fresh Fruit and Vegetable Merchant Wholesalers	345	2 222	7 157	14	6	2	2	1	2	1	—	—	—	—	—
<b>44-45</b>	<b>Retail trade</b>	<b>8 462</b>	<b>43 256</b>	<b>173 572</b>	<b>689</b>	<b>328</b>	<b>195</b>	<b>92</b>	<b>38</b>	<b>21</b>	<b>13</b>	<b>1</b>	<b>1</b>	<b>—</b>	<b>—</b>	<b>—</b>
441	Motor vehicle & parts dealers	777	5 965	24 721	54	24	10	10	5	4	1	—	—	—	—	—
4411	Automobile dealers	563	4 819	20 074	21	7	3	2	4	4	1	—	—	—	—	—
44111	New car dealers	541	4 659	19 422	17	5	2	1	4	4	1	—	—	—	—	—
441110	New car dealers	541	4 659	19 422	17	5	2	1	4	4	1	—	—	—	—	—
4413	Automotive parts, accessories & tire stores	185	977	3 870	22	9	4	8	1	—	—	—	—	—	—	—
44132	Tire dealers	108	614	2 325	9	2	1	5	1	—	—	—	—	—	—	—
441320	Tire dealers	108	614	2 325	9	2	1	5	1	—	—	—	—	—	—	—
442	Furniture & home furnishing stores	550	2 627	10 281	82	42	23	11	6	—	—	—	—	—	—	—
4421	Furniture stores	152	951	3 997	27	17	4	5	1	—	—	—	—	—	—	—
44211	Furniture stores	152	951	3 997	27	17	4	5	1	—	—	—	—	—	—	—
442110	Furniture stores	152	951	3 997	27	17	4	5	1	—	—	—	—	—	—	—
4422	Home furnishings stores	398	1 676	6 284	55	25	19	6	5	—	—	—	—	—	—	—
44229	Other home furnishings stores	332	1 182	4 356	39	14	16	4	5	—	—	—	—	—	—	—
442299	All other home furnishings stores	312	1 064	3 886	35	13	13	4	5	—	—	—	—	—	—	—
443	Electronics & appliance stores	298	1 469	5 651	33	15	11	4	1	2	—	—	—	—	—	—
4431	Electronics & appliance stores	298	1 469	5 651	33	15	11	4	1	2	—	—	—	—	—	—
44311	Appliance, TV & all other electronics stores	257	1 292	4 950	23	11	5	4	1	2	—	—	—	—	—	—
443112	Radio, television & other electronics stores	244	1 194	4 541	19	8	4	1	2	—	—	—	—	—	—	—
444	Bldg material & garden equip & supp dealers	807	5 919	21 610	61	27	19	8	4	1	2	—	—	—	—	—
4441	Building material & supplies dealers	717	5 425	19 484	46	18	15	7	3	1	2	—	—	—	—	—
44411	Home centers	(E)	(D)	(D)	2	—	—	—	—	—	2	—	—	—	—	—
44419	Other building material dealers	356	3 261	11 449	29	10	10	5	3	1	—	—	—	—	—	—
444190	Other building material dealers	356	3 261	11 449	29	10	10	5	3	1	—	—	—	—	—	—
445	Food & beverage stores	1 411	6 639	28 243	68	45	6	5	2	4	6	—	—	—	—	—
4451	Grocery stores	1 352	6 289	24 414	43	23	5	3	2	4	6	—	—	—	—	—
44511	Grocery (except convenience) stores	1 266	5 943	23 090	22	8	2	—	2	4	6	—	—	—	—	—
445110	Grocery (except convenience) stores	1 266	5 943	23 090	22	8	2	—	2	4	6	—	—	—	—	—
446	Health & personal care stores	565	3 203	13 911	55	29	9	9	6	2	—	—	—	—	—	—
4461	Health & personal care stores	565	3 203	13 911	55	29	9	9	6	2	—	—	—	—	—	—
44611	Pharmacies & drug stores	389	2 345	10 201	15	2	—	6	5	2	—	—	—	—	—	—
446110	Pharmacies & drug stores	389	2 345	10 201	15	2	—	6	5	2	—	—	—	—	—	—
447	Gasoline stations	360	1 640	6 587	43	17	12	12	1	1	—	—	—	—	—	—
4471	Gasoline stations	360	1 640	6 587	43	17	12	12	1	1	—	—	—	—	—	—
44711	Gasoline stations with convenience stores	249	870	3 666	32	13	7	11	1	—	—	—	—	—	—	—
447110	Gasoline stations with convenience stores	249	870	3 666	32	13	7	11	1	—	—	—	—	—	—	—
44719	Other gasoline stations	111	770	2 921	11	4	5	1	—	1	—	—	—	—	—	—
447190	Other gasoline stations	111	770	2 921	11	4	5	1	—	1	—	—	—	—	—	—
448	Clothing & clothing accessories stores	1 131	4 193	16 366	143	53	61	22	4	3	—	—	—	—	—	—
4481	Clothing stores	863	2 953	11 201	89	29	33	20	4	3	—	—	—	—	—	—
44812	Women's clothing stores	235	889	3 372	35	10	18	7	—	—	—	—	—	—	—	—
448120	Women's clothing stores	235	889	3 372	35	10	18	7	—	—	—	—	—	—	—	—
44814	Family clothing stores	469	1 553	5 726	27	6	7	8	3	3	—	—	—	—	—	—
448140	Family clothing stores	469	1 553	5 726	27	6	7	8	3	3	—	—	—	—	—	—
4482	Shoe stores	136	479	1 963	26	14	10	2	—	—	—	—	—	—	—	—
44821	Shoe stores	136	479	1 963	26	14	10	2	—	—	—	—	—	—	—	—
448210	Shoe stores	136	479	1 963	26	14	10	2	—	—	—	—	—	—	—	—
4483	Jewelry, luggage & leather goods stores	132	761	3 202	28	10	18	—	—	—	—	—	—	—	—	—
44831	Jewelry stores	114	673	2 684	23	8	15	—	—	—	—	—	—	—	—	—
448310	Jewelry stores	114	673	2 684	23	8	15	—	—	—	—	—	—	—	—	—

See footnotes at end of table.

**Table 6. Counties—Employees, Payroll, and Establishments by Industry: 2003—Con.**

[Excludes most government employees, railroad employees, and self-employed persons. Size class 1 to 4 includes establishments with payroll, but no employees, during mid-March pay period. (D) denotes figures withheld to avoid disclosing data for individual companies; the data are included in broader industry totals. Detailed industries with 100 or more employees are shown if industry was not a (D). For explanation of terms, abbreviations, and data reliability/comparability, see introductory text]

NAICS code	Industry	Number of employees for week including March 12	Payroll (\$1,000)		Total number of establishments	Number of establishments by employment-size class																				
			First quarter	Annual		1 to 4	5 to 9	10 to 19	20 to 49	50 to 99	100 to 249	250 to 499	500 to 999	1,000 or more												
<b>INDIAN RIVER—Con.</b>																										
<b>44-45 Retail trade—Con.</b>																										
451	Sporting goods, hobby, book & music stores . . . . .	268	1 106	4 519	38	19	11	4	4	—	—	—	—	—	—	—	—									
4511	Sporting goods, hobby, musical instrument stores . . . . .	193	802	3 369	27	12	9	4	2	—	—	—	—	—	—	—	—									
452	General merchandise stores . . . . .	1 596	7 145	28 152	18	3	5	1	1	3	3	1	1	—	—	—	—									
4521	Department stores . . . . .	(E)	(D)	(D)	5	—	—	—	—	3	2	—	—	—	—	—	—									
45211	Department stores . . . . .	(E)	(D)	(D)	5	—	—	—	—	3	2	—	—	—	—	—	—									
452111	Department Stores (except Discount Department Stores) . . . . .	289	1 428	5 074	3	—	—	—	—	2	1	—	—	—	—	—	—									
4529	Other general merchandise stores . . . . .	(G)	(D)	(D)	13	3	5	1	1	—	1	1	1	—	—	—	—									
45291	Warehouse clubs & superstores . . . . .	(G)	(D)	(D)	3	—	—	—	—	—	1	1	1	—	—	—	—									
453	Miscellaneous store retailers . . . . .	396	1 628	6 409	71	38	24	5	4	—	—	—	—	—	—	—	—									
4532	Office supplies, stationery & gift stores . . . . .	190	622	2 440	23	10	7	3	3	—	—	—	—	—	—	—	—									
45322	Gift, novelty & souvenir stores . . . . .	124	320	1 342	19	9	6	3	1	—	—	—	—	—	—	—	—									
453220	Gift, novelty & souvenir stores . . . . .	124	320	1 342	19	9	6	3	1	—	—	—	—	—	—	—	—									
4539	Other miscellaneous store retailers . . . . .	122	678	2 715	26	13	11	1	1	—	—	—	—	—	—	—	—									
454	Nonstore retailers . . . . .	303	1 722	7 122	23	16	4	1	—	1	1	—	—	—	—	—	—									
4541	Electronic shopping & mail-order houses . . . . .	249	1 425	5 950	8	6	—	—	—	1	1	—	—	—	—	—	—									
45411	Electronic shopping & mail-order houses . . . . .	249	1 425	5 950	8	6	—	—	—	1	1	—	—	—	—	—	—									
<b>48-49</b>	<b>Transportation &amp; warehousing . . . . .</b>	<b>279</b>	<b>2 090</b>	<b>7 917</b>	<b>55</b>	<b>41</b>	<b>6</b>	<b>5</b>	<b>2</b>	<b>1</b>	—	—	—	—	—	—	—									
484	Truck transportation . . . . .	131	904	3 236	28	20	3	4	1	—	—	—	—	—	—	—	—									
<b>51</b>	<b>Information . . . . .</b>	<b>572</b>	<b>5 944</b>	<b>22 659</b>	<b>47</b>	<b>24</b>	<b>13</b>	<b>3</b>	<b>4</b>	<b>2</b>	<b>1</b>	—	—	—	—	—	—									
511	Publishing industries . . . . .	230	2 202	9 795	15	9	2	1	2	—	1	—	—	—	—	—	—									
5111	Newspaper, periodical, book, database publishers . . . . .	(C)	(D)	(D)	14	9	2	1	1	—	1	—	—	—	—	—	—									
51111	Newspaper publishers . . . . .	(C)	(D)	(D)	3	2	—	—	—	—	1	—	—	—	—	—	—									
517	Telecommunications . . . . .	179	3 026	9 765	17	7	7	1	1	1	—	—	—	—	—	—	—									
<b>52</b>	<b>Finance &amp; insurance . . . . .</b>	<b>1 629</b>	<b>17 250</b>	<b>71 129</b>	<b>227</b>	<b>139</b>	<b>55</b>	<b>18</b>	<b>11</b>	<b>2</b>	<b>1</b>	<b>1</b>	—	—	—	—	—									
522	Credit intermediation & related activities . . . . .	888	8 045	30 751	93	37	36	10	7	2	1	—	—	—	—	—	—									
5221	Depository credit intermediation . . . . .	794	7 036	26 899	62	12	31	9	7	2	1	—	—	—	—	—	—									
52211	Commercial banking . . . . .	702	6 105	23 407	49	8	24	7	7	2	1	—	—	—	—	—	—									
522110	Commercial banking . . . . .	702	6 105	23 407	49	8	24	7	7	2	1	—	—	—	—	—	—									
523	Security, commodity contracts & like activity . . . . .	254	5 167	21 390	62	49	5	5	3	—	—	—	—	—	—	—	—									
5231	Scrtly & comdty contracts intermed & brokerage . . . . .	(C)	(D)	(D)	33	24	3	3	3	—	—	—	—	—	—	—	—									
52312	Securities brokerage . . . . .	180	4 148	17 237	27	18	3	3	3	—	—	—	—	—	—	—	—									
523120	Securities brokerage . . . . .	180	4 148	17 237	27	18	3	3	3	—	—	—	—	—	—	—	—									
524	Insurance carriers & related activities . . . . .	(E)	(D)	(D)	70	51	14	3	1	—	—	—	1	—	—	—	—									
5241	Insurance carriers . . . . .	277	2 278	11 111	9	6	2	—	—	—	—	—	1	—	—	—	—									
52411	Direct life, health, medical insurance carriers . . . . .	(E)	(D)	(D)	3	2	—	—	—	—	—	—	1	—	—	—	—									
5242	Agencies & other insurance related activities . . . . .	(C)	(D)	(D)	61	45	12	3	1	—	—	—	—	—	—	—	—									
52421	Insurance agencies & brokerages . . . . .	206	1 738	7 776	58	42	12	3	1	—	—	—	—	—	—	—	—									
524210	Insurance agencies & brokerages . . . . .	206	1 738	7 776	58	42	12	3	1	—	—	—	—	—	—	—	—									
<b>53</b>	<b>Real estate &amp; rental &amp; leasing . . . . .</b>	<b>773</b>	<b>4 024</b>	<b>19 016</b>	<b>246</b>	<b>196</b>	<b>33</b>	<b>15</b>	<b>2</b>	—	—	—	—	—	—	—	—									
531	Real estate . . . . .	627	3 423	15 661	216	180	22	12	2	—	—	—	—	—	—	—	—									
5311	Lessors of real estate . . . . .	295	1 320	5 450	83	65	12	5	1	—	—	—	—	—	—	—	—									
53111	Lessors of residential buildings & dwellings . . . . .	118	517	1 851	26	19	5	1	1	—	—	—	—	—	—	—	—									
531110	Lessors of residential buildings & dwellings . . . . .	118	517	1 851	26	19	5	1	1	—	—	—	—	—	—	—	—									
53119	Lessors of other real estate property . . . . .	106	491	1 915	22	15	3	4	—	—	—	—	—	—	—	—	—									
531190	Lessors of other real estate property . . . . .	106	491	1 915	22	15	3	4	—	—	—	—	—	—	—	—	—									
5312	Offices of real estate agents & brokers . . . . .	180	984	4 962	75	65	6	4	—	—	—	—	—	—	—	—	—									
53121	Offices of real estate agents & brokers . . . . .	180	984	4 962	75	65	6	4	—	—	—	—	—	—	—	—	—									
531210	Offices of real estate agents & brokers . . . . .	180	984	4 962	75	65	6	4	—	—	—	—	—	—	—	—	—									
5313	Activities related to real estate . . . . .	152	1 119	5 249	58	50	4	3	1	—	—	—	—	—	—	—	—									
53131	Real estate property managers . . . . .	104	807	3 880	31	25	3	2	1	—	—	—	—	—	—	—	—									
532	Rental & leasing services . . . . .	146	601	3 355	30	16	11	3	—	—	—	—	—	—	—	—	—									
5322	Consumer goods rental . . . . .	103	351	2 270	17	6	9	2	—	—	—	—	—	—	—	—	—									
<b>54</b>	<b>Professional, scientific &amp; technical services . . . . .</b>	<b>1 949</b>	<b>16 042</b>	<b>69 431</b>	<b>379</b>	<b>281</b>	<b>53</b>	<b>35</b>	<b>7</b>	<b>1</b>	<b>1</b>	<b>1</b>	—	—	—	—	—									
541	Professional, scientific & technical services . . . . .	1 949	16 042	69 431	379	281	53	35	7	1	1	1	—	—	—	—	—									
5411	Legal services . . . . .	249	2 369	12 634	75	60	9	5	1	—	—	—	—	—	—	—	—									
54111	Offices of lawyers . . . . .	212	2 040	10 630	69	56	9	3	1	—	—	—	—	—	—	—	—									
541110	Offices of lawyers . . . . .	212	2 040	10 630	69	56	9	3	1	—	—	—	—	—	—	—	—									
5412	Accounting, tax prep, bookkeep, payroll services . . . . .	317	1 779	7 005	73	50	14	7	2	—	—	—	—	—	—	—	—									
54121	Accounting, tax prep, bookkeep, payroll services . . . . .	317	1 779	7 005	73	50	14	7	2	—	—	—	—	—	—	—	—									
541211	Offices of certified public accountants . . . . .	158	1 122	4 782	37	26	8	2	1	—	—	—	—	—	—	—	—									
5413	Architectural, engineering & related services . . . . .	349	4 025	20 201	50	30	9	9	1	1	—	—	—	—	—	—	—									
54133	Engineering services . . . . .	208	2 786	14 893	21	11	4	4	1	1	—	—	—	—	—	—	—									
541330	Engineering services . . . . .	208	2 786	14 893	21	11	4	4	1	1	—	—	—	—	—	—	—									
5414	Specialized design services . . . . .	120	889	3 954	30	21	6	3	—	—	—	—	—	—	—	—	—									
5416	Management, sci & tech consulting services . . . . .	564	4 129	14 585	71	61	3	5	—	—	1	1	—	—	—	—	—									
54161	Management consulting services . . . . .	540	3 892	13 122	62	53	3	4	—	—	1	1	—	—	—	—	—									
541611	Admin & gen management consulting services . . . . .	483	3 161	9 321	40	34	2	2	—	—	1	1	—	—	—	—	—									
5419	Oth professional, scientific, technical services . . . . .	211	1 233	5 479	44	27	11	5	1	—	—	—	—	—	—	—	—									
54194	Veterinary services . . . . .	128	712	3 148	18	7	8	2	1	—	—	—	—	—	—	—	—									
541940	Veterinary services . . . . .	128	712	3 148	18	7	8	2	1	—	—	—	—	—	—	—	—									

See footnotes at end of table.



**Table 6. Counties—Employees, Payroll, and Establishments by Industry: 2003—Con.**

[Excludes most government employees, railroad employees, and self-employed persons. Size class 1 to 4 includes establishments with payroll, but no employees, during mid-March pay period. (D) denotes figures withheld to avoid disclosing data for individual companies; the data are included in broader industry totals. Detailed industries with 100 or more employees are shown if industry was not a (D). For explanation of terms, abbreviations, and data reliability/comparability, see introductory text]

NAICS code	Industry	Number of employees for week including March 12	Payroll (\$1,000)		Total number of establishments	Number of establishments by employment-size class									
			First quarter	Annual		1 to 4	5 to 9	10 to 19	20 to 49	50 to 99	100 to 249	250 to 499	500 to 999	1,000 or more	
<b>INDIAN RIVER—Con.</b>															
<b>55</b>	<b>Management of companies &amp; enterprises . . . . .</b>	<b>348</b>	<b>3 331</b>	<b>13 829</b>	<b>21</b>	<b>11</b>	<b>4</b>	<b>1</b>	<b>3</b>	<b>1</b>	<b>1</b>	—	—	—	
551	Management of companies & enterprises . . . . .	348	3 331	13 829	21	11	4	1	3	1	1	—	—	—	
5511	Management of companies & enterprises . . . . .	348	3 331	13 829	21	11	4	1	3	1	1	—	—	—	
55111	Management of companies & enterprises . . . . .	348	3 331	13 829	21	11	4	1	3	1	1	—	—	—	
551114	Corp, subsidiary & regional managing offices . . . . .	233	3 019	12 437	11	3	3	1	3	1	—	—	—	—	
<b>56</b>	<b>Admin, support, waste mgt, remediation services . . . . .</b>	<b>3 148</b>	<b>14 088</b>	<b>65 869</b>	<b>244</b>	<b>169</b>	<b>33</b>	<b>14</b>	<b>17</b>	<b>7</b>	<b>3</b>	—	<b>1</b>	—	
561	Administrative & support services . . . . .	3 092	13 619	64 102	239	167	32	13	16	7	3	—	1	—	
5612	Facilities support services . . . . .	(C)	(D)	(D)	2	—	—	1	—	—	1	—	—	—	
56121	Facilities support services . . . . .	(C)	(D)	(D)	2	—	—	1	—	—	1	—	—	—	
5613	Employment services . . . . .	1 272	5 050	25 865	8	2	—	—	1	4	—	—	1	—	
56132	Temporary help services . . . . .	(C)	(D)	(D)	5	1	—	—	1	3	—	—	—	—	
56133	Employee leasing services . . . . .	(F)	(D)	(D)	1	—	—	—	—	—	—	—	1	—	
5614	Business support services . . . . .	376	1 566	8 041	24	16	2	1	3	1	1	—	—	—	
56144	Collection agencies . . . . .	319	1 311	6 770	6	1	1	—	2	1	1	—	—	—	
561440	Collection agencies . . . . .	319	1 311	6 770	6	1	1	—	2	1	1	—	—	—	
5616	Investigation & security services . . . . .	211	668	2 767	10	6	—	—	1	—	1	—	—	—	
56161	Investigation, guard & armored car services . . . . .	(C)	(D)	(D)	3	2	—	—	—	—	1	—	—	—	
5617	Services to buildings & dwellings . . . . .	888	3 921	16 225	161	121	21	6	11	2	—	—	—	—	
56172	Janitorial services . . . . .	179	480	1 904	30	22	4	1	3	—	—	—	—	—	
561720	Janitorial services . . . . .	179	480	1 904	30	22	4	1	3	—	—	—	—	—	
56173	Landscaping services . . . . .	591	2 898	12 040	98	75	9	4	8	2	—	—	—	—	
561730	Landscaping services . . . . .	591	2 898	12 040	98	75	9	4	8	2	—	—	—	—	
<b>61</b>	<b>Educational services . . . . .</b>	<b>713</b>	<b>4 620</b>	<b>18 441</b>	<b>33</b>	<b>17</b>	<b>7</b>	<b>2</b>	<b>4</b>	<b>1</b>	<b>1</b>	<b>1</b>	—	—	
611	Educational services . . . . .	713	4 620	18 441	33	17	7	2	4	1	1	1	—	—	
6111	Elementary & secondary schools . . . . .	389	2 289	9 795	11	—	4	1	4	1	1	—	—	—	
61111	Elementary & secondary schools . . . . .	389	2 289	9 795	11	—	4	1	4	1	1	—	—	—	
611110	Elementary & secondary schools . . . . .	389	2 289	9 795	11	—	4	1	4	1	1	—	—	—	
6115	Technical & trade schools . . . . .	(E)	(D)	(D)	4	2	1	—	—	—	—	1	—	—	
61151	Technical & trade schools . . . . .	(E)	(D)	(D)	4	2	1	—	—	—	—	1	—	—	
<b>62</b>	<b>Health care and social assistance . . . . .</b>	<b>7 002</b>	<b>56 207</b>	<b>234 222</b>	<b>396</b>	<b>195</b>	<b>87</b>	<b>67</b>	<b>25</b>	<b>11</b>	<b>7</b>	<b>2</b>	<b>1</b>	<b>1</b>	
621	Ambulatory health care services . . . . .	2 645	26 453	122 125	324	172	80	50	13	7	2	—	—	—	
6211	Offices of physicians . . . . .	1 209	14 378	69 046	173	86	48	28	8	3	—	—	—	—	
62111	Offices of physicians . . . . .	1 209	14 378	69 046	173	86	48	28	8	3	—	—	—	—	
621111	Offices of physicians (exc mental health) . . . . .	1 194	14 283	68 204	168	82	47	28	8	3	—	—	—	—	
6212	Offices of dentists . . . . .	416	3 651	14 722	56	20	21	14	—	1	—	—	—	—	
62121	Offices of dentists . . . . .	416	3 651	14 722	56	20	21	14	—	1	—	—	—	—	
621210	Offices of dentists . . . . .	416	3 651	14 722	56	20	21	14	—	1	—	—	—	—	
6213	Offices of other health practitioners . . . . .	183	1 333	5 883	59	48	6	5	—	—	—	—	—	—	
6214	Outpatient care centers . . . . .	203	1 637	6 439	11	3	3	2	2	1	—	—	—	—	
62149	Other outpatient care centers . . . . .	(C)	(D)	(D)	9	1	3	2	2	1	—	—	—	—	
6215	Medical & diagnostic laboratories . . . . .	144	2 172	12 803	11	7	2	—	1	1	—	—	—	—	
62151	Medical & diagnostic laboratories . . . . .	144	2 172	12 803	11	7	2	—	1	1	—	—	—	—	
6216	Home health care services . . . . .	429	2 945	11 739	9	5	—	—	1	1	2	—	—	—	
62161	Home health care services . . . . .	429	2 945	11 739	9	5	—	—	1	1	2	—	—	—	
621610	Home health care services . . . . .	429	2 945	11 739	9	5	—	—	1	1	2	—	—	—	
622	Hospitals . . . . .	2 327	20 409	73 605	4	1	—	—	—	—	—	1	1	1	
6221	General medical & surgical hospitals . . . . .	(G)	(D)	(D)	3	1	—	—	—	—	—	—	1	1	
62211	General medical & surgical hospitals . . . . .	(G)	(D)	(D)	3	1	—	—	—	—	—	—	1	1	
6223	Other specialty hospitals . . . . .	(E)	(D)	(D)	1	—	—	—	—	—	—	1	—	—	
62231	Other specialty hospitals . . . . .	(E)	(D)	(D)	1	—	—	—	—	—	—	1	—	—	
623	Nursing & residential care facilities . . . . .	1 476	7 104	29 071	25	7	—	4	5	4	4	1	—	—	
6231	Nursing care facilities . . . . .	625	3 091	13 035	4	—	—	—	—	1	3	—	—	—	
62311	Nursing care facilities . . . . .	625	3 091	13 035	4	—	—	—	—	1	3	—	—	—	
623110	Nursing care facilities . . . . .	625	3 091	13 035	4	—	—	—	—	1	3	—	—	—	
6233	Community care facilities for the elderly . . . . .	(F)	(D)	(D)	18	6	—	2	5	3	1	1	—	—	
62331	Community care facilities for the elderly . . . . .	(F)	(D)	(D)	18	6	—	2	5	3	1	1	—	—	
623311	Continuing care retirement communities . . . . .	598	2 970	11 161	10	3	—	1	3	1	1	1	—	—	
624	Social assistance . . . . .	554	2 241	9 421	43	15	7	13	7	—	1	—	—	—	
6241	Individual & family services . . . . .	214	995	4 383	15	9	—	5	—	—	1	—	—	—	
62412	Services for elderly & disabled persons . . . . .	(C)	(D)	(D)	4	2	—	1	—	—	1	—	—	—	
6244	Child day care services . . . . .	295	1 052	4 175	24	6	6	5	7	—	—	—	—	—	
62441	Child day care services . . . . .	295	1 052	4 175	24	6	6	5	7	—	—	—	—	—	
624410	Child day care services . . . . .	295	1 052	4 175	24	6	6	5	7	—	—	—	—	—	
<b>71</b>	<b>Arts, entertainment &amp; recreation . . . . .</b>	<b>1 682</b>	<b>10 799</b>	<b>39 164</b>	<b>60</b>	<b>29</b>	<b>11</b>	<b>8</b>	<b>1</b>	<b>7</b>	<b>3</b>	<b>1</b>	—	—	
713	Amusement, gambling & recreation industries . . . . .	1 623	10 567	37 741	40	15	6	7	1	7	3	1	—	—	
7139	Other amusement & recreation industries . . . . .	1 623	10 567	37 741	40	15	6	7	1	7	3	1	—	—	
71391	Golf courses & country clubs . . . . .	1 390	9 548	33 751	14	1	—	3	—	6	3	1	—	—	
713910	Golf courses & country clubs . . . . .	1 390	9 548	33 751	14	1	—	3	—	6	3	1	—	—	
71399	All other amusement & recreation industries . . . . .	122	657	2 486	8	3	3	1	—	1	—	—	—	—	
713990	All other amusement & recreation industries . . . . .	122	657	2 486	8	3	3	1	—	1	—	—	—	—	

See footnotes at end of table.

**Table 6. Counties—Employees, Payroll, and Establishments by Industry: 2003—Con.**

[Excludes most government employees, railroad employees, and self-employed persons. Size class 1 to 4 includes establishments with payroll, but no employees, during mid-March pay period. (D) denotes figures withheld to avoid disclosing data for individual companies; the data are included in broader industry totals. Detailed industries with 100 or more employees are shown if industry was not a (D). For explanation of terms, abbreviations, and data reliability/comparability, see introductory text]

NAICS code	Industry	Number of employees for week including March 12	Payroll (\$1,000)		Total number of establishments	Number of establishments by employment-size class								
			First quarter	Annual		1 to 4	5 to 9	10 to 19	20 to 49	50 to 99	100 to 249	250 to 499	500 to 999	1,000 or more
<b>INDIAN RIVER—Con.</b>														
<b>72</b>	<b>Accommodation &amp; food services .....</b>	<b>4 130</b>	<b>12 480</b>	<b>46 720</b>	<b>215</b>	<b>70</b>	<b>23</b>	<b>49</b>	<b>53</b>	<b>15</b>	<b>5</b>	—	—	—
721	Accommodation .....	302	908	3 242	17	6	2	5	3	1	—	—	—	—
7211	Traveler accommodation .....	277	812	3 021	14	5	1	4	3	1	—	—	—	—
72111	Hotels (exc casino hotels) & motels .....	277	812	3 021	14	5	1	4	3	1	—	—	—	—
721110	Hotels (exc casino hotels) & motels .....	277	812	3 021	14	5	1	4	3	1	—	—	—	—
722	Food services & drinking places .....	3 828	11 572	43 478	198	64	21	44	50	14	5	—	—	—
7221	Full-service restaurants .....	2 642	8 415	30 362	110	32	12	23	26	12	5	—	—	—
72211	Full-service restaurants .....	2 642	8 415	30 362	110	32	12	23	26	12	5	—	—	—
722110	Full-service restaurants .....	2 642	8 415	30 362	110	32	12	23	26	12	5	—	—	—
7222	Limited-service eating places .....	1 107	2 903	12 304	75	23	7	20	23	2	—	—	—	—
72221	Limited-service eating places .....	1 107	2 903	12 304	75	23	7	20	23	2	—	—	—	—
722211	Limited-service restaurants .....	973	2 686	11 008	62	17	5	17	21	2	—	—	—	—
<b>81</b>	<b>Other services (except public administration) .....</b>	<b>1 808</b>	<b>8 384</b>	<b>33 056</b>	<b>351</b>	<b>224</b>	<b>81</b>	<b>31</b>	<b>14</b>	<b>1</b>	—	—	—	—
811	Repair & maintenance .....	347	2 150	8 614	102	77	18	7	—	—	—	—	—	—
8111	Automotive repair & maintenance .....	262	1 484	6 401	71	51	14	6	—	—	—	—	—	—
81111	Automotive mechanical & electrical R&M .....	168	928	3 858	44	31	9	4	—	—	—	—	—	—
811111	General automotive repair .....	151	818	3 314	40	29	7	4	—	—	—	—	—	—
812	Personal & laundry services .....	521	2 243	8 525	117	76	26	13	2	—	—	—	—	—
8121	Personal care services .....	280	1 264	4 671	67	42	17	8	—	—	—	—	—	—
81211	Hair, nail & skin care services .....	242	1 048	3 881	56	36	12	8	—	—	—	—	—	—
812112	Beauty salons .....	238	1 033	3 839	53	33	12	8	—	—	—	—	—	—
8123	Drycleaning & laundry services .....	125	385	1 518	20	12	4	3	1	—	—	—	—	—
81232	Drycleaning & laundry services (exc coin-op) .....	100	319	1 202	14	8	2	3	1	—	—	—	—	—
812320	Drycleaning & laundry services (exc coin-op) .....	100	319	1 202	14	8	2	3	1	—	—	—	—	—
813	Religious, grantmaking, civic, prof & like organizations .....	940	3 991	15 917	132	71	37	11	12	1	—	—	—	—
8131	Religious organizations .....	541	1 908	7 647	68	33	21	7	6	1	—	—	—	—
81311	Religious organizations .....	541	1 908	7 647	68	33	21	7	6	1	—	—	—	—
813110	Religious organizations .....	541	1 908	7 647	68	33	21	7	6	1	—	—	—	—
8139	Business, labor, political, like organizations .....	289	1 486	6 097	34	16	10	3	5	—	—	—	—	—
81399	Oth similar organizations (exc business, prof, labor, pol) .....	248	1 196	4 924	24	10	6	3	5	—	—	—	—	—
813990	Oth similar organizations (exc business, prof, labor, pol) .....	248	1 196	4 924	24	10	6	3	5	—	—	—	—	—
<b>99</b>	<b>Unclassified establishments .....</b>	<b>(A)</b>	<b>(D)</b>	<b>(D)</b>	<b>10</b>	<b>10</b>	—	—	—	—	—	—	—	—
<b>JACKSON</b>														
	<b>Total .....</b>	<b>9 027</b>	<b>45 204</b>	<b>193 661</b>	<b>809</b>	<b>431</b>	<b>189</b>	<b>96</b>	<b>69</b>	<b>14</b>	<b>5</b>	<b>5</b>	—	—
<b>11</b>	<b>Forestry, fishing, hunting, and agriculture support .....</b>	<b>58</b>	<b>289</b>	<b>1 224</b>	<b>12</b>	<b>8</b>	<b>2</b>	<b>2</b>	—	—	—	—	—	—
<b>21</b>	<b>Mining .....</b>	<b>(B)</b>	<b>(D)</b>	<b>(D)</b>	<b>1</b>	—	—	—	<b>1</b>	—	—	—	—	—
<b>22</b>	<b>Utilities .....</b>	<b>141</b>	<b>1 815</b>	<b>7 075</b>	<b>5</b>	<b>1</b>	—	—	<b>4</b>	—	—	—	—	—
221	Utilities .....	141	1 815	7 075	5	1	—	—	4	—	—	—	—	—
2211	Elec pwr generation, transmsn & distribution .....	141	1 815	7 075	5	1	—	—	4	—	—	—	—	—
22112	Electric pwr transmsn, control & distribution .....	141	1 815	7 075	5	1	—	—	4	—	—	—	—	—
221122	Electric power distribution .....	141	1 815	7 075	5	1	—	—	4	—	—	—	—	—
<b>23</b>	<b>Construction .....</b>	<b>450</b>	<b>2 389</b>	<b>10 634</b>	<b>52</b>	<b>33</b>	<b>7</b>	<b>5</b>	<b>5</b>	<b>2</b>	—	—	—	—
237	Heavy and Civil Engineering Construction .....	135	623	2 951	8	3	2	1	1	1	—	—	—	—
2373	Highway, Street, and Bridge Construction .....	107	423	1 984	3	1	—	—	1	1	—	—	—	—
23731	Highway, Street, and Bridge Construction .....	107	423	1 984	3	1	—	—	1	1	—	—	—	—
237310	Highway, Street, and Bridge Construction .....	107	423	1 984	3	1	—	—	1	1	—	—	—	—
238	Specialty Trade Contractors .....	236	1 437	6 282	30	20	4	1	4	1	—	—	—	—
<b>31-33</b>	<b>Manufacturing .....</b>	<b>594</b>	<b>3 965</b>	<b>20 172</b>	<b>19</b>	<b>10</b>	<b>2</b>	<b>1</b>	<b>4</b>	<b>1</b>	—	<b>1</b>	—	—
321	Wood product mfg .....	119	793	7 090	4	2	—	—	1	1	—	—	—	—
3211	Sawmills & wood preservation .....	(C)	(D)	(D)	2	—	—	—	1	1	—	—	—	—
32111	Sawmills & wood preservation .....	(C)	(D)	(D)	2	—	—	—	1	1	—	—	—	—
333	Machinery mfg .....	416	2 901	11 845	4	—	—	1	2	—	—	1	—	—
3333	Commercial & service industry machinery mfg .....	(E)	(D)	(D)	1	—	—	—	—	—	—	1	—	—
33331	Commercial & service industry machinery mfg .....	(E)	(D)	(D)	1	—	—	—	—	—	—	1	—	—
<b>42</b>	<b>Wholesale trade .....</b>	<b>290</b>	<b>2 129</b>	<b>7 278</b>	<b>40</b>	<b>21</b>	<b>10</b>	<b>6</b>	<b>2</b>	<b>1</b>	—	—	—	—
423	Merchant Wholesalers, Durable Goods .....	206	1 720	5 614	17	7	3	4	2	1	—	—	—	—

See footnotes at end of table.

**Table 6. Counties—Employees, Payroll, and Establishments by Industry: 2003—Con.**

[Excludes most government employees, railroad employees, and self-employed persons. Size class 1 to 4 includes establishments with payroll, but no employees, during mid-March pay period. (D) denotes figures withheld to avoid disclosing data for individual companies; the data are included in broader industry totals. Detailed industries with 100 or more employees are shown if industry was not a (D). For explanation of terms, abbreviations, and data reliability/comparability, see introductory text]

NAICS code	Industry	Number of employees for week including March 12	Payroll (\$1,000)		Total number of establishments	Number of establishments by employment-size class																		
			First quarter	Annual		1 to 4	5 to 9	10 to 19	20 to 49	50 to 99	100 to 249	250 to 499	500 to 999	1,000 or more										
<b>JACKSON—Con.</b>																								
<b>44-45</b>	<b>Retail trade</b> .....	<b>1 943</b>	<b>8 254</b>	<b>35 260</b>	<b>195</b>	<b>91</b>	<b>66</b>	<b>21</b>	<b>13</b>	<b>3</b>	—	<b>1</b>	—	—	—	—	—							
441	Motor vehicle & parts dealers .....	334	2 194	10 531	36	18	9	4	5	—	—	—	—	—	—	—	—							
4411	Automobile dealers .....	213	1 619	7 959	12	5	1	1	5	—	—	—	—	—	—	—	—							
44111	New car dealers .....	200	1 562	7 651	7	1	—	1	5	—	—	—	—	—	—	—	—							
441110	New car dealers .....	200	1 562	7 651	7	1	—	1	5	—	—	—	—	—	—	—	—							
4413	Automotive parts, accessories & tire stores .....	111	514	2 313	20	10	7	3	—	—	—	—	—	—	—	—	—							
444	Bldg material & garden equip & supp dealers .....	105	510	2 058	16	6	7	3	—	—	—	—	—	—	—	—	—							
445	Food & beverage stores .....	308	863	3 522	25	15	4	2	2	2	—	—	—	—	—	—	—							
4451	Grocery stores .....	273	758	3 097	12	4	2	2	2	2	—	—	—	—	—	—	—							
44511	Grocery (except convenience) stores .....	268	749	3 046	9	1	2	2	2	2	—	—	—	—	—	—	—							
445110	Grocery (except convenience) stores .....	268	749	3 046	9	1	2	2	2	2	—	—	—	—	—	—	—							
447	Gasoline stations .....	239	1 005	4 055	37	14	16	6	—	1	—	—	—	—	—	—	—							
4471	Gasoline stations .....	239	1 005	4 055	37	14	16	6	—	1	—	—	—	—	—	—	—							
44711	Gasoline stations with convenience stores .....	145	528	2 300	29	10	15	4	—	—	—	—	—	—	—	—	—							
447110	Gasoline stations with convenience stores .....	145	528	2 300	29	10	15	4	—	—	—	—	—	—	—	—	—							
448	Clothing & clothing accessories stores .....	160	467	1 826	21	8	8	2	3	—	—	—	—	—	—	—	—							
4481	Clothing stores .....	123	362	1 418	14	6	3	2	3	—	—	—	—	—	—	—	—							
452	General merchandise stores .....	546	2 145	8 867	13	1	10	1	—	—	—	—	1	—	—	—	—							
4529	Other general merchandise stores .....	546	2 145	8 867	13	1	10	1	—	—	—	—	1	—	—	—	—							
45291	Warehouse clubs & superstores .....	(E)	(D)	(D)	1	—	—	—	—	—	—	—	1	—	—	—	—							
<b>48-49</b>	<b>Transportation &amp; warehousing</b> .....	<b>169</b>	<b>780</b>	<b>3 449</b>	<b>21</b>	<b>14</b>	<b>3</b>	<b>1</b>	<b>3</b>	—	—	—	—	—	—	—	—							
484	Truck transportation .....	118	549	2 578	17	13	1	1	2	—	—	—	—	—	—	—	—							
<b>51</b>	<b>Information</b> .....	<b>187</b>	<b>1 258</b>	<b>4 645</b>	<b>19</b>	<b>9</b>	<b>6</b>	<b>1</b>	<b>2</b>	<b>1</b>	—	—	—	—	—	—	—							
517	Telecommunications .....	129	939	3 373	11	6	2	1	1	1	—	—	—	—	—	—	—							
<b>52</b>	<b>Finance &amp; insurance</b> .....	<b>352</b>	<b>2 846</b>	<b>11 118</b>	<b>52</b>	<b>30</b>	<b>14</b>	<b>2</b>	<b>6</b>	—	—	—	—	—	—	—	—							
522	Credit intermediation & related activities .....	228	1 937	7 162	27	12	9	2	4	—	—	—	—	—	—	—	—							
5221	Depository credit intermediation .....	175	1 382	5 134	18	6	7	2	3	—	—	—	—	—	—	—	—							
52211	Commercial banking .....	149	1 208	4 421	13	3	5	2	3	—	—	—	—	—	—	—	—							
522110	Commercial banking .....	149	1 208	4 421	13	3	5	2	3	—	—	—	—	—	—	—	—							
524	Insurance carriers & related activities .....	(C)	(D)	(D)	24	17	5	—	2	—	—	—	—	—	—	—	—							
<b>53</b>	<b>Real estate &amp; rental &amp; leasing</b> .....	<b>92</b>	<b>504</b>	<b>1 874</b>	<b>34</b>	<b>28</b>	<b>4</b>	<b>2</b>	—	—	—	—	—	—	—	—	—							
<b>54</b>	<b>Professional, scientific &amp; technical services</b> .....	<b>635</b>	<b>2 895</b>	<b>12 478</b>	<b>45</b>	<b>27</b>	<b>8</b>	<b>5</b>	<b>4</b>	—	—	<b>1</b>	—	—	—	—	—							
541	Professional, scientific & technical services .....	635	2 895	12 478	45	27	8	5	4	—	—	1	—	—	—	—	—							
5412	Accounting, tax prep, bookkeep, payroll services .....	101	517	1 982	7	3	1	1	2	—	—	—	—	—	—	—	—							
54121	Accounting, tax prep, bookkeep, payroll services .....	101	517	1 982	7	3	1	1	2	—	—	—	—	—	—	—	—							
5413	Architectural, engineering & related services .....	124	746	3 007	15	7	4	2	2	—	—	—	—	—	—	—	—							
5415	Computer systems design & related services .....	(E)	(D)	(D)	4	3	—	—	—	—	—	—	1	—	—	—	—							
54151	Computer systems design & related services .....	(E)	(D)	(D)	4	3	—	—	—	—	—	—	1	—	—	—	—							
<b>55</b>	<b>Management of companies &amp; enterprises</b> .....	<b>(A)</b>	<b>(D)</b>	<b>(D)</b>	<b>2</b>	<b>2</b>	—	—	—	—	—	—	—	—	—	—	—							
<b>56</b>	<b>Admin, support, waste mgt, remediation services</b> .....	<b>730</b>	<b>3 011</b>	<b>13 868</b>	<b>38</b>	<b>27</b>	<b>5</b>	<b>2</b>	<b>2</b>	—	<b>1</b>	<b>1</b>	—	—	—	—	—							
561	Administrative & support services .....	687	2 687	12 751	32	24	3	2	1	—	1	1	—	—	—	—	—							
5611	Office administrative services .....	(C)	(D)	(D)	4	2	1	—	—	—	1	—	—	—	—	—	—							
56111	Office administrative services .....	(C)	(D)	(D)	4	2	1	—	—	—	1	—	—	—	—	—	—							
5613	Employment services .....	(E)	(D)	(D)	1	—	—	—	—	—	—	—	1	—	—	—	—							
56133	Employee leasing services .....	(E)	(D)	(D)	1	—	—	—	—	—	—	—	1	—	—	—	—							
<b>61</b>	<b>Educational services</b> .....	<b>232</b>	<b>674</b>	<b>2 770</b>	<b>5</b>	<b>2</b>	<b>1</b>	—	<b>1</b>	—	<b>1</b>	—	—	—	—	—	—							
611	Educational services .....	232	674	2 770	5	2	1	—	1	—	1	—	—	—	—	—	—							
6113	Colleges, universities & professional schools .....	(C)	(D)	(D)	1	—	—	—	—	—	—	—	1	—	—	—	—							
61131	Colleges, universities & professional schools .....	(C)	(D)	(D)	1	—	—	—	—	—	—	—	1	—	—	—	—							
<b>62</b>	<b>Health care and social assistance</b> .....	<b>1 635</b>	<b>10 117</b>	<b>43 824</b>	<b>86</b>	<b>31</b>	<b>21</b>	<b>22</b>	<b>5</b>	<b>3</b>	<b>3</b>	<b>1</b>	—	—	—	—	—							
621	Ambulatory health care services .....	570	4 268	18 137	54	18	16	15	2	3	—	—	—	—	—	—	—							
6211	Offices of physicians .....	184	1 811	7 984	26	10	8	7	1	—	—	—	—	—	—	—	—							
62111	Offices of physicians .....	184	1 811	7 984	26	10	8	7	1	—	—	—	—	—	—	—	—							
6213	Offices of other health practitioners .....	139	763	3 210	9	4	2	2	—	1	—	—	—	—	—	—	—							
6216	Home health care services .....	113	966	3 933	4	1	—	1	—	2	—	—	—	—	—	—	—							
62161	Home health care services .....	113	966	3 933	4	1	—	1	—	2	—	—	—	—	—	—	—							
621610	Home health care services .....	113	966	3 933	4	1	—	1	—	2	—	—	—	—	—	—	—							
622	Hospitals .....	(E)	(D)	(D)	2	—	—	1	—	—	—	—	—	—	—	—	—							
6221	General medical & surgical hospitals .....	(E)	(D)	(D)	2	—	—	1	—	—	—	—	—	—	—	—	—							
62211	General medical & surgical hospitals .....	(E)	(D)	(D)	2	—	—	1	—	—	—	—	—	—	—	—	—							
623	Nursing & residential care facilities .....	(E)	(D)	(D)	3	1	—	—	—	—	2	—	—	—	—	—	—							
6231	Nursing care facilities .....	(E)	(D)	(D)	2	—	—	—	—	—	2	—	—	—	—	—	—							
62311	Nursing care facilities .....	(E)	(D)	(D)	2	—	—	—	—	—	2	—	—	—	—	—	—							
624	Social assistance .....	400	1 242	5 385	27	12	5	6	3	—	1	—	—	—	—	—	—							
6242	Community, emergency & other relief services .....	(C)	(D)	(D)	2	1	—	—	—	—	1	—	—	—	—	—	—							
62422	Community housing services .....	(C)	(D)	(D)	2	1	—	—	—	—	1	—	—	—	—	—	—							
6244	Child day care services .....	122	315	1 356	16	8	3	3	2	—	—	—	—	—	—	—	—							
62441	Child day care services .....	122	315	1 356	16	8	3	3	2	—	—	—	—	—	—	—	—							
624410	Child day care services .....	122	315	1 356	16	8	3	3	2	—	—	—	—	—	—	—	—							

See footnotes at end of table.

**Table 6. Counties—Employees, Payroll, and Establishments by Industry: 2003—Con.**

[Excludes most government employees, railroad employees, and self-employed persons. Size class 1 to 4 includes establishments with payroll, but no employees, during mid-March pay period. (D) denotes figures withheld to avoid disclosing data for individual companies; the data are included in broader industry totals. Detailed industries with 100 or more employees are shown if industry was not a (D). For explanation of terms, abbreviations, and data reliability/comparability, see introductory text]

NAICS code	Industry	Number of employees for week including March 12	Payroll (\$1,000)		Total number of establishments	Number of establishments by employment-size class								
			First quarter	Annual		1 to 4	5 to 9	10 to 19	20 to 49	50 to 99	100 to 249	250 to 499	500 to 999	1,000 or more
<b>JACKSON—Con.</b>														
71	Arts, entertainment & recreation .....	51	146	613	7	4	1	2	—	—	—	—	—	—
72	Accommodation & food services .....	913	2 023	8 850	61	20	11	13	14	3	—	—	—	—
721	Accommodation .....	112	282	1 141	9	3	3	1	2	—	—	—	—	—
7211	Traveler accommodation .....	(C)	(D)	(D)	8	2	3	1	2	—	—	—	—	—
72111	Hotels (exc casino hotels) & motels .....	(C)	(D)	(D)	8	2	3	1	2	—	—	—	—	—
722	Food services & drinking places .....	801	1 741	7 709	52	17	8	12	12	3	—	—	—	—
7221	Full-service restaurants .....	305	611	2 533	18	5	3	4	4	2	—	—	—	—
72211	Full-service restaurants .....	305	611	2 533	18	5	3	4	4	2	—	—	—	—
722110	Full-service restaurants .....	305	611	2 533	18	5	3	4	4	2	—	—	—	—
7222	Limited-service eating places .....	479	1 060	4 528	27	6	5	7	8	1	—	—	—	—
72221	Limited-service eating places .....	479	1 060	4 528	27	6	5	7	8	1	—	—	—	—
722211	Limited-service restaurants .....	479	1 060	4 528	27	6	5	7	8	1	—	—	—	—
81	Other services (except public administration) .....	516	1 871	7 537	109	67	28	11	3	—	—	—	—	—
813	Religious, grantmaking, civic, prof & like organizations .....	332	1 010	4 059	65	39	16	8	2	—	—	—	—	—
8131	Religious organizations .....	269	682	2 822	51	29	15	5	2	—	—	—	—	—
81311	Religious organizations .....	269	682	2 822	51	29	15	5	2	—	—	—	—	—
813110	Religious organizations .....	269	682	2 822	51	29	15	5	2	—	—	—	—	—
99	Unclassified establishments .....	(A)	(D)	(D)	6	6	—	—	—	—	—	—	—	—
<b>JEFFERSON</b>														
	Total .....	1 895	9 056	40 460	254	164	42	30	12	4	2	—	—	—
11	Forestry, fishing, hunting, and agriculture support .....	57	355	1 557	9	7	—	1	1	—	—	—	—	—
22	Utilities .....	(B)	(D)	(D)	4	—	2	—	2	—	—	—	—	—
23	Construction .....	162	852	3 988	31	25	3	2	—	1	—	—	—	—
31-33	Manufacturing .....	101	581	2 294	9	3	2	2	2	—	—	—	—	—
42	Wholesale trade .....	(B)	(D)	(D)	12	9	2	1	—	—	—	—	—	—
44-45	Retail trade .....	404	1 403	6 103	59	36	15	6	1	—	1	—	—	—
445	Food & beverage stores .....	146	353	1 464	11	7	3	—	—	—	1	—	—	—
4451	Grocery stores .....	(C)	(D)	(D)	8	6	1	—	—	—	1	—	—	—
44511	Grocery (except convenience) stores .....	128	321	1 349	5	3	1	—	—	—	1	—	—	—
445110	Grocery (except convenience) stores .....	128	321	1 349	5	3	1	—	—	—	1	—	—	—
48-49	Transportation & warehousing .....	44	414	1 765	10	8	—	1	1	—	—	—	—	—
51	Information .....	21	171	667	3	1	1	1	—	—	—	—	—	—
52	Finance & insurance .....	107	863	3 638	12	7	2	2	—	1	—	—	—	—
53	Real estate & rental & leasing .....	17	46	195	5	3	2	—	—	—	—	—	—	—
54	Professional, scientific & technical services .....	103	468	2 345	21	15	2	3	1	—	—	—	—	—
541	Professional, scientific & technical services .....	103	468	2 345	21	15	2	3	1	—	—	—	—	—
55	Management of companies & enterprises .....	(A)	(D)	(D)	1	1	—	—	—	—	—	—	—	—
56	Admin, support, waste mgt, remediation services .....	33	79	315	9	7	1	1	—	—	—	—	—	—
61	Educational services .....	(B)	(D)	(D)	4	3	—	—	1	—	—	—	—	—
62	Health care and social assistance .....	383	1 621	6 910	23	11	4	4	2	1	1	—	—	—
623	Nursing & residential care facilities .....	230	1 010	4 462	4	—	1	1	—	1	1	—	—	—
6231	Nursing care facilities .....	(C)	(D)	(D)	2	—	—	—	—	1	1	—	—	—
62311	Nursing care facilities .....	(C)	(D)	(D)	2	—	—	—	—	1	1	—	—	—
624	Social assistance .....	(C)	(D)	(D)	11	6	1	2	2	—	—	—	—	—
6241	Individual & family services .....	102	356	1 364	6	2	—	2	2	—	—	—	—	—
71	Arts, entertainment & recreation .....	(C)	(D)	(D)	3	1	—	1	—	1	—	—	—	—
711	Performing arts, spectator sports & related industries .....	(C)	(D)	(D)	2	1	—	—	—	1	—	—	—	—
72	Accommodation & food services .....	93	211	905	13	5	4	3	1	—	—	—	—	—
81	Other services (except public administration) .....	89	280	1 098	24	20	2	2	—	—	—	—	—	—
99	Unclassified establishments .....	(A)	(D)	(D)	2	2	—	—	—	—	—	—	—	—

See footnotes at end of table.

**Table 6. Counties—Employees, Payroll, and Establishments by Industry: 2003—Con.**

[Excludes most government employees, railroad employees, and self-employed persons. Size class 1 to 4 includes establishments with payroll, but no employees, during mid-March pay period. (D) denotes figures withheld to avoid disclosing data for individual companies; the data are included in broader industry totals. Detailed industries with 100 or more employees are shown if industry was not a (D). For explanation of terms, abbreviations, and data reliability/comparability, see introductory text]

NAICS code	Industry	Number of employees for week including March 12	Payroll (\$1,000)		Total number of establishments	Number of establishments by employment-size class								
			First quarter	Annual		1 to 4	5 to 9	10 to 19	20 to 49	50 to 99	100 to 249	250 to 499	500 to 999	1,000 or more
<b>LAFAYETTE</b>														
	<b>Total</b> .....	<b>647</b>	<b>2 881</b>	<b>12 201</b>	<b>82</b>	<b>38</b>	<b>23</b>	<b>10</b>	<b>10</b>	<b>1</b>	-	-	-	-
11	Forestry, fishing, hunting, and agriculture support	(A)	(D)	(D)	1	-	1	-	-	-	-	-	-	-
21	Mining	(B)	(D)	(D)	1	-	-	-	1	-	-	-	-	-
23	Construction	(B)	(D)	(D)	7	3	3	1	-	-	-	-	-	-
31-33	Manufacturing	91	367	1 460	4	-	-	2	2	-	-	-	-	-
42	Wholesale trade	(B)	(D)	(D)	4	1	2	-	1	-	-	-	-	-
44-45	Retail trade	176	780	3 313	19	8	6	2	2	1	-	-	-	-
48-49	Transportation & warehousing	(B)	(D)	(D)	3	1	-	2	-	-	-	-	-	-
51	Information	14	46	200	3	1	2	-	-	-	-	-	-	-
52	Finance & insurance	(B)	(D)	(D)	3	2	-	-	1	-	-	-	-	-
53	Real estate & rental & leasing	(A)	(D)	(D)	2	2	-	-	-	-	-	-	-	-
54	Professional, scientific & technical services	(B)	(D)	(D)	5	3	1	1	-	-	-	-	-	-
61	Educational services	(A)	(D)	(D)	1	1	-	-	-	-	-	-	-	-
62	Health care and social assistance	112	558	2 046	12	4	5	1	2	-	-	-	-	-
72	Accommodation & food services	(B)	(D)	(D)	7	4	2	-	1	-	-	-	-	-
81	Other services (except public administration)	(B)	(D)	(D)	10	8	1	1	-	-	-	-	-	-
<b>LAKE</b>														
	<b>Total</b> .....	<b>56 463</b>	<b>345 148</b>	<b>1 476 542</b>	<b>5 173</b>	<b>3 138</b>	<b>876</b>	<b>601</b>	<b>354</b>	<b>108</b>	<b>78</b>	<b>13</b>	<b>3</b>	<b>2</b>
11	Forestry, fishing, hunting, and agriculture support	174	733	3 493	18	11	3	2	1	1	-	-	-	-
115	Agriculture & forestry support activities	138	524	2 625	11	7	1	1	1	1	-	-	-	-
1151	Crop production support activities	129	461	2 388	7	3	1	1	1	1	-	-	-	-
11511	Crop production support activities	129	461	2 388	7	3	1	1	1	1	-	-	-	-
21	Mining	347	2 175	10 658	9	2	2	3	1	-	-	1	-	-
212	Mining (except oil & gas)	(E)	(D)	(D)	8	1	2	3	1	-	-	1	-	-
2123	Nonmetallic mineral mining & quarrying	(E)	(D)	(D)	8	1	2	3	1	-	-	1	-	-
21239	Other nonmetallic mineral mining & quarrying	(E)	(D)	(D)	3	-	-	1	1	-	-	1	-	-
22	Utilities	196	2 789	10 608	20	10	4	3	3	-	-	-	-	-
221	Utilities	196	2 789	10 608	20	10	4	3	3	-	-	-	-	-
2211	Elec pwr generation, transmsn & distribution	153	2 421	8 559	7	-	2	2	3	-	-	-	-	-
22111	Electric power generation	(C)	(D)	(D)	5	-	2	1	2	-	-	-	-	-
23	Construction	5 980	39 439	179 192	684	477	72	70	35	19	10	1	-	-
236	Construction of Buildings	1 185	7 440	34 087	169	122	19	17	6	3	2	-	-	-
2361	Residential Building Construction	901	6 081	27 827	136	104	15	11	2	2	2	-	-	-
23611	Residential Building Construction	901	6 081	27 827	136	104	15	11	2	2	2	-	-	-
236115	New Single-Family Housing Construction (except Operative Builders)	641	4 136	18 966	95	71	12	8	2	-	2	-	-	-
236117	New Housing Operative Builders	169	1 472	6 999	9	6	-	1	-	2	-	-	-	-
2362	Nonresidential Building Construction	284	1 359	6 260	33	18	4	6	4	1	-	-	-	-
23622	Commercial and Institutional Building Construction	(E)	(D)	(D)	31	18	3	6	3	1	-	-	-	-
237	Heavy and Civil Engineering Construction	1 219	11 099	43 402	58	31	5	11	5	1	4	1	-	-
2371	Utility System Construction	834	7 722	26 853	25	11	3	6	-	1	3	1	-	-
23713	Power and Communication Line and Related Structures Construction	737	7 145	24 006	8	2	-	1	-	1	3	1	-	-
237130	Power and Communication Line and Related Structures Construction	737	7 145	24 006	8	2	-	1	-	1	3	1	-	-
2373	Highway, Street, and Bridge Construction	309	2 859	14 579	14	4	2	3	4	-	1	-	-	-
23731	Highway, Street, and Bridge Construction	309	2 859	14 579	14	4	2	3	4	-	1	-	-	-
237310	Highway, Street, and Bridge Construction	309	2 859	14 579	14	4	2	3	4	-	1	-	-	-
238	Specialty Trade Contractors	3 576	20 900	101 703	457	324	48	42	24	15	4	-	-	-
2381	Foundation, Structure, and Building Exterior Contractors	867	4 753	23 161	124	81	17	16	8	1	1	-	-	-
23811	Poured Concrete Foundation and Structure Contractors	391	2 208	11 974	35	23	3	4	3	1	1	-	-	-
238110	Poured Concrete Foundation and Structure Contractors	391	2 208	11 974	35	23	3	4	3	1	1	-	-	-
23814	Masonry Contractors	184	973	4 248	29	15	6	6	2	-	-	-	-	-
238140	Masonry Contractors	184	973	4 248	29	15	6	6	2	-	-	-	-	-
2382	Building Equipment Contractors	1 705	10 439	53 175	132	87	10	13	9	11	2	-	-	-
23821	Electrical Contractors	(F)	(D)	(D)	52	32	3	7	5	5	-	-	-	-
23822	Plumbing, Heating, and Air-Conditioning Contractors	999	6 415	30 741	76	52	6	6	4	6	2	-	-	-
238220	Plumbing, Heating, and Air-Conditioning Contractors	999	6 415	30 741	76	52	6	6	4	6	2	-	-	-
2383	Building Finishing Contractors	405	2 112	9 042	117	95	10	9	3	-	-	-	-	-
23831	Drywall and Insulation Contractors	128	595	2 228	22	14	4	3	1	-	-	-	-	-
238310	Drywall and Insulation Contractors	128	595	2 228	22	14	4	3	1	-	-	-	-	-
23832	Painting and Wall Covering Contractors	108	596	2 586	34	29	2	2	1	-	-	-	-	-
238320	Painting and Wall Covering Contractors	108	596	2 586	34	29	2	2	1	-	-	-	-	-

See footnotes at end of table.

**Table 6. Counties—Employees, Payroll, and Establishments by Industry: 2003—Con.**

[Excludes most government employees, railroad employees, and self-employed persons. Size class 1 to 4 includes establishments with payroll, but no employees, during mid-March pay period. (D) denotes figures withheld to avoid disclosing data for individual companies; the data are included in broader industry totals. Detailed industries with 100 or more employees are shown if industry was not a (D). For explanation of terms, abbreviations, and data reliability/comparability, see introductory text]

NAICS code	Industry	Number of employees for week including March 12	Payroll (\$1,000)		Total number of establishments	Number of establishments by employment-size class									
			First quarter	Annual		1 to 4	5 to 9	10 to 19	20 to 49	50 to 99	100 to 249	250 to 499	500 to 999	1,000 or more	
<b>23</b>	<b>LAKE—Con.</b>														
	<b>Construction—Con.</b>														
238	Specialty Trade Contractors—Con.														
2389	Other Specialty Trade Contractors	599	3 596	16 325	84	61	11	4	4	3	1	—	—	—	—
23891	Site Preparation Contractors	418	2 661	11 851	42	28	6	2	3	2	1	—	—	—	—
238910	Site Preparation Contractors	418	2 661	11 851	42	28	6	2	3	2	1	—	—	—	—
23899	All Other Specialty Trade Contractors	181	935	4 474	42	33	5	2	1	1	—	—	—	—	—
238990	All Other Specialty Trade Contractors	181	935	4 474	42	33	5	2	1	1	—	—	—	—	—
<b>31-33</b>	<b>Manufacturing</b>	<b>3 668</b>	<b>29 273</b>	<b>114 976</b>	<b>162</b>	<b>68</b>	<b>22</b>	<b>29</b>	<b>28</b>	<b>6</b>	<b>7</b>	<b>2</b>	—	—	—
311	Food mfg	626	5 608	18 236	14	5	1	3	2	—	3	—	—	—	—
3114	Fruit & veg preserving & specialty food mfg	568	5 437	17 491	5	—	—	—	2	—	3	—	—	—	—
31142	Fruit & veg canning, pickling & drying	(F)	(D)	(D)	3	—	—	—	—	—	3	—	—	—	—
321	Wood product mfg	457	3 259	13 629	11	6	—	—	2	1	2	—	—	—	—
3212	Veneer, plywood & engineered wood product mfg	(C)	(D)	(D)	3	1	—	—	1	—	1	—	—	—	—
32121	Veneer, plywood & engineered wood product mfg	(C)	(D)	(D)	3	1	—	—	1	—	1	—	—	—	—
3219	Other wood product mfg	(E)	(D)	(D)	6	3	—	—	1	1	1	—	—	—	—
32191	Millwork	(C)	(D)	(D)	4	2	—	—	1	—	1	—	—	—	—
323	Printing & related support activities	229	1 462	6 107	14	7	2	1	3	1	—	—	—	—	—
3231	Printing & related support activities	229	1 462	6 107	14	7	2	1	3	1	—	—	—	—	—
32311	Printing	229	1 462	6 107	14	7	2	1	3	1	—	—	—	—	—
325	Chemical mfg	145	1 343	5 199	7	1	1	2	3	—	—	—	—	—	—
326	Plastics & rubber products mfg	205	1 605	6 966	5	2	1	—	—	1	1	—	—	—	—
3262	Rubber product mfg	(C)	(D)	(D)	1	—	—	—	—	—	1	—	—	—	—
32629	Other rubber product mfg	(C)	(D)	(D)	1	—	—	—	—	—	1	—	—	—	—
327	Nonmetallic mineral product mfg	711	6 295	24 292	22	5	4	5	6	1	—	1	—	—	—
3273	Cement & concrete product mfg	603	5 444	20 498	15	2	3	4	4	1	—	1	—	—	—
32732	Ready-mix concrete mfg	107	1 097	4 513	6	—	2	2	2	—	—	—	—	—	—
327320	Ready-mix concrete mfg	107	1 097	4 513	6	—	2	2	2	—	—	—	—	—	—
32733	Concrete pipe, brick & block mfg	(C)	(D)	(D)	3	—	—	2	—	—	—	—	—	—	—
32739	Other concrete product mfg	338	2 568	10 992	5	2	1	—	1	—	—	1	—	—	—
327390	Other concrete product mfg	338	2 568	10 992	5	2	1	—	1	—	—	1	—	—	—
332	Fabricated metal product mfg	102	653	2 757	11	6	3	1	—	1	—	—	—	—	—
333	Machinery mfg	503	4 575	18 838	13	3	1	5	3	—	—	1	—	—	—
3339	Other general purpose machinery mfg	(E)	(D)	(D)	3	1	—	1	—	—	—	1	—	—	—
33392	Material handling equipment mfg	(E)	(D)	(D)	2	—	—	1	—	—	—	1	—	—	—
335	Electrical equip, appliance & component mfg	146	1 141	4 648	3	—	—	—	2	—	1	—	—	—	—
3353	Electrical equipment mfg	146	1 141	4 648	3	—	—	—	2	—	1	—	—	—	—
33531	Electrical equipment mfg	146	1 141	4 648	3	—	—	—	2	—	1	—	—	—	—
336	Transportation equipment mfg	102	673	2 702	6	1	—	4	—	1	—	—	—	—	—
339	Miscellaneous mfg	139	873	3 755	24	16	3	4	1	—	—	—	—	—	—
3399	Other miscellaneous mfg	130	835	3 474	17	9	3	4	1	—	—	—	—	—	—
<b>42</b>	<b>Wholesale trade</b>	<b>1 135</b>	<b>9 005</b>	<b>39 108</b>	<b>253</b>	<b>189</b>	<b>37</b>	<b>16</b>	<b>9</b>	<b>1</b>	<b>1</b>	—	—	—	—
423	Merchant Wholesalers, Durable Goods	610	4 653	20 740	137	101	20	11	4	1	—	—	—	—	—
4234	Professional and Commercial Equipment and Supplies Merchant Wholesalers	100	817	3 619	18	13	1	3	1	—	—	—	—	—	—
4238	Machinery, Equipment, and Supplies Merchant Wholesalers	128	1 145	5 124	31	23	5	2	1	—	—	—	—	—	—
424	Merchant Wholesalers, Nondurable Goods	454	3 628	14 789	85	62	12	5	5	—	1	—	—	—	—
4244	Grocery and Related Product Wholesalers	204	1 916	7 206	23	16	3	1	2	—	1	—	—	—	—
42449	Other Grocery and Related Products Merchant Wholesalers	(C)	(D)	(D)	9	8	—	—	—	—	1	—	—	—	—
4249	Miscellaneous Nondurable Goods Merchant Wholesalers	163	904	3 743	44	32	8	3	1	—	—	—	—	—	—
<b>44-45</b>	<b>Retail trade</b>	<b>11 483</b>	<b>55 902</b>	<b>232 106</b>	<b>869</b>	<b>453</b>	<b>198</b>	<b>118</b>	<b>49</b>	<b>21</b>	<b>27</b>	<b>2</b>	<b>1</b>	—	—
441	Motor vehicle & parts dealers	1 603	12 169	54 632	107	37	31	19	11	7	2	—	—	—	—
4411	Automobile dealers	1 022	8 973	40 701	38	15	6	2	6	7	2	—	—	—	—
44111	New car dealers	833	7 594	34 319	20	3	1	2	6	7	1	—	—	—	—
441110	New car dealers	833	7 594	34 319	20	3	1	2	6	7	1	—	—	—	—
44112	Used car dealers	189	1 379	6 382	18	12	5	—	—	—	1	—	—	—	—
441120	Used car dealers	189	1 379	6 382	18	12	5	—	—	—	1	—	—	—	—
4412	Other motor vehicle dealers	231	1 220	5 170	25	11	5	6	3	—	—	—	—	—	—
44122	Motorcycle & boat & other MV dealers	160	739	3 209	18	7	5	4	2	—	—	—	—	—	—
4413	Automotive parts, accessories & tire stores	350	1 976	8 761	44	11	20	11	2	—	—	—	—	—	—
44131	Automotive parts, accessories & tire stores	245	1 174	5 242	31	10	11	8	2	—	—	—	—	—	—
441310	Automotive parts, accessories & tire stores	245	1 174	5 242	31	10	11	8	2	—	—	—	—	—	—
44132	Tire dealers	105	802	3 519	13	1	9	3	—	—	—	—	—	—	—
441320	Tire dealers	105	802	3 519	13	1	9	3	—	—	—	—	—	—	—
442	Furniture & home furnishing stores	238	1 368	6 148	53	42	8	1	1	1	—	—	—	—	—
4421	Furniture stores	152	914	3 731	19	13	3	1	1	1	—	—	—	—	—
44211	Furniture stores	152	914	3 731	19	13	3	1	1	1	—	—	—	—	—
442110	Furniture stores	152	914	3 731	19	13	3	1	1	1	—	—	—	—	—
443	Electronics & appliance stores	143	859	3 435	37	27	7	2	1	—	—	—	—	—	—
4431	Electronics & appliance stores	143	859	3 435	37	27	7	2	1	—	—	—	—	—	—
44311	Appliance, TV & all other electronics stores	109	719	2 783	28	21	5	1	1	—	—	—	—	—	—

See footnotes at end of table.

**Table 6. Counties—Employees, Payroll, and Establishments by Industry: 2003—Con.**

[Excludes most government employees, railroad employees, and self-employed persons. Size class 1 to 4 includes establishments with payroll, but no employees, during mid-March pay period. (D) denotes figures withheld to avoid disclosing data for individual companies; the data are included in broader industry totals. Detailed industries with 100 or more employees are shown if industry was not a (D). For explanation of terms, abbreviations, and data reliability/comparability, see introductory text]

NAICS code	Industry	Number of employees for week including March 12	Payroll (\$1,000)		Total number of establishments	Number of establishments by employment-size class								
			First quarter	Annual		1 to 4	5 to 9	10 to 19	20 to 49	50 to 99	100 to 249	250 to 499	500 to 999	1,000 or more
<b>LAKE—Con.</b>														
<b>44-45 Retail trade—Con.</b>														
444	Bldg material & garden equip & supp dealers	1 364	7 930	35 975	80	46	11	12	5	1	5	—	—	—
4441	Building material & supplies dealers	1 239	7 461	33 918	59	32	10	7	4	1	5	—	—	—
44411	Home centers (F)	(D)	(D)	(D)	6	1	1	1	—	—	3	—	—	—
44413	Hardware stores	118	416	2 018	15	8	1	5	1	—	—	—	—	—
444130	Hardware stores	118	416	2 018	15	8	1	5	1	—	—	—	—	—
44419	Other building material dealers	587	4 199	19 614	32	20	5	1	3	1	2	—	—	—
444190	Other building material dealers	587	4 199	19 614	32	20	5	1	3	1	2	—	—	—
4442	Lawn & garden equip & supplies stores	125	469	2 057	21	14	1	5	1	—	—	—	—	—
44422	Nursery & garden centers	111	420	1 775	16	9	1	5	1	—	—	—	—	—
444220	Nursery & garden centers	111	420	1 775	16	9	1	5	1	—	—	—	—	—
445	Food & beverage stores	3 002	12 280	46 505	108	62	7	4	8	15	—	—	—	—
4451	Grocery stores	2 917	12 035	45 453	79	40	7	5	4	8	15	—	—	—
44511	Grocery (except convenience) stores	2 816	11 741	44 098	43	9	5	3	3	8	15	—	—	—
445110	Grocery (except convenience) stores	2 816	11 741	44 098	43	9	5	3	3	8	15	—	—	—
44512	Convenience stores	101	294	1 355	36	31	2	2	1	—	—	—	—	—
445120	Convenience stores	101	294	1 355	36	31	2	2	1	—	—	—	—	—
446	Health & personal care stores	776	4 600	18 554	71	27	16	14	13	1	—	—	—	—
4461	Health & personal care stores	776	4 600	18 554	71	27	16	14	13	1	—	—	—	—
44611	Pharmacies & drug stores	574	3 640	14 545	28	—	5	9	13	1	—	—	—	—
446110	Pharmacies & drug stores	574	3 640	14 545	28	—	5	9	13	1	—	—	—	—
44619	Other health & personal care stores	103	618	2 633	26	19	6	1	—	—	—	—	—	—
447	Gasoline stations	848	3 152	12 443	124	56	36	30	2	—	—	—	—	—
4471	Gasoline stations	848	3 152	12 443	124	56	36	30	2	—	—	—	—	—
44711	Gasoline stations with convenience stores	830	3 067	12 065	118	51	35	30	2	—	—	—	—	—
447110	Gasoline stations with convenience stores	830	3 067	12 065	118	51	35	30	2	—	—	—	—	—
448	Clothing & clothing accessories stores	429	1 405	5 705	64	30	23	8	2	1	—	—	—	—
4481	Clothing stores	256	769	3 157	34	16	10	6	1	1	—	—	—	—
44814	Family clothing stores (C)	(D)	(D)	(D)	13	5	4	2	1	1	—	—	—	—
4483	Jewelry, luggage & leather goods stores	113	448	1 730	19	9	8	1	1	—	—	—	—	—
451	Sporting goods, hobby, book & music stores	216	768	3 309	47	29	11	5	2	—	—	—	—	—
4511	Sporting goods, hobby, musical instrument stores	165	606	2 609	36	23	7	5	1	—	—	—	—	—
452	General merchandise stores	2 126	8 698	34 180	32	4	13	3	2	2	5	2	1	—
4521	Department stores	999	3 643	14 720	8	—	—	—	—	2	5	1	—	—
45211	Department stores	999	3 643	14 720	8	—	—	—	—	2	5	1	—	—
4529	Other general merchandise stores	1 127	5 055	19 460	24	4	13	3	2	—	—	1	1	—
45291	Warehouse clubs & superstores (F)	(D)	(D)	(D)	2	—	—	—	—	—	—	1	1	—
45299	All other general merchandise stores (C)	(D)	(D)	(D)	22	4	13	3	2	—	—	—	—	—
453	Miscellaneous store retailers	576	1 876	7 969	107	61	28	14	4	—	—	—	—	—
4531	Florists	145	255	978	19	8	5	5	1	—	—	—	—	—
45311	Florists	145	255	978	19	8	5	5	1	—	—	—	—	—
453110	Florists	145	255	978	19	8	5	5	1	—	—	—	—	—
4532	Office supplies, stationery & gift stores	181	642	2 341	33	20	8	2	3	—	—	—	—	—
45322	Gift, novelty & souvenir stores	110	238	902	26	16	8	2	—	—	—	—	—	—
453220	Gift, novelty & souvenir stores	110	238	902	26	16	8	2	—	—	—	—	—	—
4539	Other miscellaneous store retailers	208	852	4 048	43	24	13	6	—	—	—	—	—	—
454	Nonstore retailers	162	797	3 251	39	32	2	3	2	—	—	—	—	—
<b>48-49 Transportation &amp; warehousing</b>														
484	Truck transportation	1 056	6 758	26 424	65	50	4	1	5	2	2	1	—	—
4841	General freight trucking	990	6 311	24 500	41	29	3	—	4	2	2	1	—	—
48412	General freight trucking, long-distance	920	6 069	23 462	27	19	1	—	2	2	2	1	—	—
484121	General freight trucking, long-distance, TL	166	1 058	4 174	22	18	1	—	2	1	—	—	—	—
484122	General freight trucking, long-distance, LTL	754	5 011	19 288	5	1	—	—	—	1	2	1	—	—
488	Transportation support activities	349	2 161	9 818	21	15	3	1	—	1	1	—	—	—
4885	Freight transportation arrangement (C)	(D)	(D)	(D)	6	5	—	—	—	—	1	—	—	—
48851	Freight transportation arrangement (C)	(D)	(D)	(D)	6	5	—	—	—	—	1	—	—	—
492	Couriers & messengers	(C)	(D)	(D)	5	3	—	—	1	—	1	—	—	—
4921	Couriers	(C)	(D)	(D)	4	2	—	—	1	—	1	—	—	—
49211	Couriers	(C)	(D)	(D)	4	2	—	—	1	—	1	—	—	—
493	Warehousing & storage	419	2 462	8 738	5	—	1	—	1	2	—	1	—	—
4931	Warehousing & storage	419	2 462	8 738	5	—	1	—	1	2	—	1	—	—
49311	General warehousing & storage (E)	(D)	(D)	(D)	4	—	1	—	1	1	—	1	—	—
<b>51 Information</b>														
511	Publishing industries	197	1 082	4 352	14	7	3	2	1	—	1	—	—	—
5111	Newspaper, periodical, book, database publishers	186	942	3 758	11	5	2	2	1	—	1	—	—	—
51111	Newspaper publishers (C)	(D)	(D)	(D)	5	2	1	—	1	—	1	—	—	—
517	Telecommunications	924	10 855	40 838	24	10	3	5	3	1	1	—	1	—
5171	Wired Telecommunications Carriers (F)	(D)	(D)	(D)	11	3	1	4	1	1	—	—	1	—
51711	Wired Telecommunications Carriers (F)	(D)	(D)	(D)	11	3	1	4	1	1	—	—	1	—
5175	Cable and Other Program Distribution (C)	(D)	(D)	(D)	3	1	—	—	1	—	1	—	—	—
51751	Cable and Other Program Distribution (C)	(D)	(D)	(D)	3	1	—	—	1	—	1	—	—	—

See footnotes at end of table.

**Table 6. Counties—Employees, Payroll, and Establishments by Industry: 2003—Con.**

[Excludes most government employees, railroad employees, and self-employed persons. Size class 1 to 4 includes establishments with payroll, but no employees, during mid-March pay period. (D) denotes figures withheld to avoid disclosing data for individual companies; the data are included in broader industry totals. Detailed industries with 100 or more employees are shown if industry was not a (D). For explanation of terms, abbreviations, and data reliability/comparability, see introductory text]

NAICS code	Industry	Number of employees for week including March 12	Payroll (\$1,000)		Total number of establishments	Number of establishments by employment-size class										
			First quarter	Annual		1 to 4	5 to 9	10 to 19	20 to 49	50 to 99	100 to 249	250 to 499	500 to 999	1,000 or more		
<b>51</b>	<b>LAKE—Con.</b>															
	<b>Information—Con.</b>															
518	Internet Service Providers, Web Search Portals, and Data Processing Serv .....	(C)	(D)	(D)	13	9	1	—	2	1	—	—	—	—	—	—
5182	Data Processing, Hosting, and Related Services .....	133	920	3 975	12	8	1	—	2	1	—	—	—	—	—	—
51821	Data Processing, Hosting, and Related Services .....	133	920	3 975	12	8	1	—	2	1	—	—	—	—	—	—
518210	Data Processing, Hosting, and Related Services .....	133	920	3 975	12	8	1	—	2	1	—	—	—	—	—	—
<b>52</b>	<b>Finance &amp; insurance .....</b>	<b>1 976</b>	<b>17 322</b>	<b>67 321</b>	<b>290</b>	<b>165</b>	<b>67</b>	<b>38</b>	<b>18</b>	<b>1</b>	<b>1</b>	—	—	—	—	—
522	Credit intermediation & related activities .....	1 456	12 371	47 104	147	59	42	29	15	1	1	—	—	—	—	—
5221	Depository credit intermediation .....	(G)	(D)	(D)	100	23	33	27	15	1	1	—	—	—	—	—
52211	Commercial banking .....	1 038	8 601	33 012	85	22	26	21	15	1	—	—	—	—	—	—
522110	Commercial banking .....	1 038	8 601	33 012	85	22	26	21	15	1	—	—	—	—	—	—
52212	Savings institutions .....	(C)	(D)	(D)	11	1	5	4	—	—	1	—	—	—	—	—
5222	Nondepository credit intermediation .....	105	1 072	4 598	34	26	6	2	—	—	—	—	—	—	—	—
52229	Other nondepository credit intermediation ....	(C)	(D)	(D)	32	24	6	2	—	—	—	—	—	—	—	—
523	Security, commodity contracts & like activity .....	(C)	(D)	(D)	38	30	5	2	1	—	—	—	—	—	—	—
524	Insurance carriers & related activities .....	399	3 163	12 746	104	76	19	7	2	—	—	—	—	—	—	—
5242	Agencies & other insurance related activities ...	311	2 481	10 038	90	68	15	7	—	—	—	—	—	—	—	—
52421	Insurance agencies & brokerages .....	303	2 420	9 733	85	64	14	7	—	—	—	—	—	—	—	—
524210	Insurance agencies & brokerages .....	303	2 420	9 733	85	64	14	7	—	—	—	—	—	—	—	—
<b>53</b>	<b>Real estate &amp; rental &amp; leasing .....</b>	<b>1 171</b>	<b>6 287</b>	<b>28 007</b>	<b>323</b>	<b>264</b>	<b>37</b>	<b>16</b>	<b>3</b>	<b>2</b>	<b>1</b>	—	—	—	—	—
531	Real estate .....	809	4 525	20 402	270	236	23	7	2	1	1	—	—	—	—	—
5311	Lessors of real estate .....	280	1 426	5 194	92	74	14	3	1	—	—	—	—	—	—	—
53119	Lessors of other real estate property .....	131	697	2 300	32	24	6	1	1	—	—	—	—	—	—	—
531190	Lessors of other real estate property .....	131	697	2 300	32	24	6	1	1	—	—	—	—	—	—	—
5312	Offices of real estate agents & brokers .....	204	1 177	7 095	125	117	6	1	1	—	—	—	—	—	—	—
53121	Offices of real estate agents & brokers .....	204	1 177	7 095	125	117	6	1	1	—	—	—	—	—	—	—
531210	Offices of real estate agents & brokers ....	204	1 177	7 095	125	117	6	1	1	—	—	—	—	—	—	—
5313	Activities related to real estate .....	325	1 922	8 113	53	45	3	3	—	1	1	—	—	—	—	—
53131	Real estate property managers .....	191	1 174	5 182	21	17	1	2	—	—	1	—	—	—	—	—
531311	Residential property managers .....	169	1 034	4 402	15	12	1	1	—	—	1	—	—	—	—	—
532	Rental & leasing services .....	360	1 756	7 547	50	25	14	9	1	1	—	—	—	—	—	—
5322	Consumer goods rental .....	196	767	3 289	27	10	10	6	1	—	—	—	—	—	—	—
53223	Video tape & disc rental .....	145	340	1 396	15	3	5	6	1	—	—	—	—	—	—	—
532230	Video tape & disc rental .....	145	340	1 396	15	3	5	6	1	—	—	—	—	—	—	—
5324	Commercial, industrial equip rental & leasing ...	124	756	3 275	12	6	3	2	—	1	—	—	—	—	—	—
<b>54</b>	<b>Professional, scientific &amp; technical services .....</b>	<b>2 205</b>	<b>15 470</b>	<b>76 078</b>	<b>488</b>	<b>364</b>	<b>71</b>	<b>34</b>	<b>16</b>	<b>2</b>	<b>1</b>	—	—	—	—	—
541	Professional, scientific & technical services .....	2 205	15 470	76 078	488	364	71	34	16	2	1	—	—	—	—	—
5411	Legal services .....	484	4 096	23 154	112	82	18	9	3	—	—	—	—	—	—	—
54111	Offices of lawyers .....	473	4 035	22 909	106	76	18	9	3	—	—	—	—	—	—	—
541110	Offices of lawyers .....	473	4 035	22 909	106	76	18	9	3	—	—	—	—	—	—	—
5412	Accounting, tax prep, bookkeep, payroll services .....	389	1 973	8 159	71	50	9	8	3	1	—	—	—	—	—	—
54121	Accounting, tax prep, bookkeep, payroll services .....	389	1 973	8 159	71	50	9	8	3	1	—	—	—	—	—	—
541211	Offices of certified public accountants .....	152	1 209	5 702	32	21	6	4	1	—	—	—	—	—	—	—
5413	Architectural, engineering & related services ...	571	4 430	20 931	82	51	18	7	5	—	1	—	—	—	—	—
54133	Engineering services .....	331	2 916	14 247	33	18	9	2	3	—	1	—	—	—	—	—
541330	Engineering services .....	331	2 916	14 247	33	18	9	2	3	—	1	—	—	—	—	—
54137	Surveying, mapping (exc geophysical) services .....	120	759	3 419	16	6	5	4	1	—	—	—	—	—	—	—
541370	Surveying, mapping (exc geophysical) services .....	120	759	3 419	16	6	5	4	1	—	—	—	—	—	—	—
5415	Computer systems design & related services ...	176	1 098	3 677	35	29	4	—	1	1	—	—	—	—	—	—
54151	Computer systems design & related services .	176	1 098	3 677	35	29	4	—	1	1	—	—	—	—	—	—
5416	Management, sci & tech consulting services ....	129	909	5 359	82	75	6	1	—	—	—	—	—	—	—	—
54161	Management consulting services .....	100	721	4 165	63	58	4	1	—	—	—	—	—	—	—	—
5418	Advertising & related services .....	103	1 300	6 910	29	23	4	1	1	—	—	—	—	—	—	—
5419	Oth professional, scientific, technical services ..	303	1 438	6 800	51	31	10	7	3	—	—	—	—	—	—	—
54194	Veterinary services .....	247	1 129	5 320	25	7	8	7	3	—	—	—	—	—	—	—
541940	Veterinary services .....	247	1 129	5 320	25	7	8	7	3	—	—	—	—	—	—	—
<b>55</b>	<b>Management of companies &amp; enterprises .</b>	<b>227</b>	<b>1 674</b>	<b>6 961</b>	<b>14</b>	<b>7</b>	—	<b>5</b>	<b>1</b>	—	<b>1</b>	—	—	—	—	—
551	Management of companies & enterprises .....	227	1 674	6 961	14	7	—	5	1	—	1	—	—	—	—	—
5511	Management of companies & enterprises .....	227	1 674	6 961	14	7	—	5	1	—	1	—	—	—	—	—
55111	Management of companies & enterprises ....	227	1 674	6 961	14	7	—	5	1	—	1	—	—	—	—	—
551114	Corp, subsidiary & regional managing offices .....	197	1 525	6 328	9	4	—	3	1	—	1	—	—	—	—	—

See footnotes at end of table.



**Table 6. Counties—Employees, Payroll, and Establishments by Industry: 2003—Con.**

[Excludes most government employees, railroad employees, and self-employed persons. Size class 1 to 4 includes establishments with payroll, but no employees, during mid-March pay period. (D) denotes figures withheld to avoid disclosing data for individual companies; the data are included in broader industry totals. Detailed industries with 100 or more employees are shown if industry was not a (D). For explanation of terms, abbreviations, and data reliability/comparability, see introductory text]

NAICS code	Industry	Number of employees for week including March 12	Payroll (\$1,000)		Total number of establishments	Number of establishments by employment-size class								
			First quarter	Annual		1 to 4	5 to 9	10 to 19	20 to 49	50 to 99	100 to 249	250 to 499	500 to 999	1,000 or more
<b>LAKE—Con.</b>														
<b>56</b>	<b>Admin. support, waste mgmt, remediation services</b>	<b>3 713</b>	<b>19 389</b>	<b>97 046</b>	<b>311</b>	<b>216</b>	<b>40</b>	<b>21</b>	<b>18</b>	<b>11</b>	<b>2</b>	<b>2</b>	<b>1</b>	<b>—</b>
561	Administrative & support services	3 406	16 077	83 289	295	208	36	20	18	9	1	2	1	—
5611	Office administrative services	741	6 355	39 583	15	10	2	—	2	—	—	—	1	—
56111	Office administrative services	741	6 355	39 583	15	10	2	—	2	—	—	—	1	—
561110	Office administrative services	741	6 355	39 583	15	10	2	—	2	—	—	—	1	—
5613	Employment services	472	1 333	6 317	15	6	1	2	2	3	1	—	—	—
56132	Temporary help services	353	855	4 677	9	3	1	—	2	2	1	—	—	—
561320	Temporary help services	353	855	4 677	9	3	1	—	2	2	1	—	—	—
56133	Employee leasing services	(C)	(D)	(D)	3	—	—	2	—	1	—	—	—	—
5617	Services to buildings & dwellings	1 560	6 168	27 578	202	143	28	13	11	6	—	1	—	—
56171	Exterminating & pest control services	268	1 580	5 781	30	15	6	5	3	1	—	—	—	—
561710	Exterminating & pest control services	268	1 580	5 781	30	15	6	5	3	1	—	—	—	—
56172	Janitorial services	304	843	3 515	37	26	5	3	1	2	—	—	—	—
561720	Janitorial services	304	843	3 515	37	26	5	3	1	2	—	—	—	—
56173	Landscaping services	671	2 942	13 918	112	84	15	3	7	3	—	—	—	—
561730	Landscaping services	671	2 942	13 918	112	84	15	3	7	3	—	—	—	—
56179	Other services to buildings & dwellings	285	662	3 808	12	9	1	1	—	—	—	1	—	—
561790	Other services to buildings & dwellings	285	662	3 808	12	9	1	1	—	—	—	1	—	—
5619	Other support services	442	1 217	4 872	17	13	1	1	1	—	—	1	—	—
56192	Convention & trade show organizers	(E)	(D)	(D)	4	3	—	—	—	—	—	—	1	—
562	Waste management & remediation services	307	3 312	13 757	16	8	4	1	—	2	1	—	—	—
5621	Waste collection	212	1 742	7 233	6	3	—	1	—	1	1	—	—	—
56211	Waste collection	212	1 742	7 233	6	3	—	1	—	1	1	—	—	—
<b>61</b>	<b>Educational services</b>	<b>616</b>	<b>3 708</b>	<b>15 586</b>	<b>42</b>	<b>23</b>	<b>6</b>	<b>5</b>	<b>5</b>	<b>1</b>	<b>2</b>	<b>—</b>	<b>—</b>	<b>—</b>
611	Educational services	616	3 708	15 586	42	23	6	5	5	1	2	—	—	—
6111	Elementary & secondary schools	481	2 707	11 126	12	2	1	3	3	1	2	—	—	—
61111	Elementary & secondary schools	481	2 707	11 126	12	2	1	3	3	1	2	—	—	—
611110	Elementary & secondary schools	481	2 707	11 126	12	2	1	3	3	1	2	—	—	—
<b>62</b>	<b>Health care and social assistance</b>	<b>10 331</b>	<b>83 122</b>	<b>357 681</b>	<b>551</b>	<b>226</b>	<b>142</b>	<b>103</b>	<b>53</b>	<b>11</b>	<b>11</b>	<b>3</b>	<b>—</b>	<b>2</b>
621	Ambulatory health care services	3 799	36 419	163 003	429	185	123	83	31	5	2	—	—	—
6211	Offices of physicians	1 896	22 040	103 072	218	93	62	43	17	2	1	—	—	—
62111	Offices of physicians	1 896	22 040	103 072	218	93	62	43	17	2	1	—	—	—
6212	Offices of dentists	589	4 483	19 919	75	17	32	24	2	—	—	—	—	—
62121	Offices of dentists	589	4 483	19 919	75	17	32	24	2	—	—	—	—	—
621210	Offices of dentists	589	4 483	19 919	75	17	32	24	2	—	—	—	—	—
6213	Offices of other health practitioners	445	2 850	11 979	86	54	22	6	4	—	—	—	—	—
62131	Offices of chiropractors	110	672	2 721	26	16	9	—	1	—	—	—	—	—
621310	Offices of chiropractors	110	672	2 721	26	16	9	—	1	—	—	—	—	—
62134	Offices of PT, OT, speech therapy & audiology	219	1 501	6 080	20	8	5	4	3	—	—	—	—	—
621340	Offices of PT, OT, speech therapy & audiology	219	1 501	6 080	20	8	5	4	3	—	—	—	—	—
6214	Outpatient care centers	225	1 659	6 672	17	7	1	4	4	1	—	—	—	—
62142	Outpatient mental health, substance abuse ctrs	(C)	(D)	(D)	6	2	1	1	1	1	—	—	—	—
62149	Other outpatient care centers	(C)	(D)	(D)	11	5	—	3	3	—	—	—	—	—
6216	Home health care services	538	4 035	16 409	17	5	3	4	2	2	1	—	—	—
62161	Home health care services	538	4 035	16 409	17	5	3	4	2	2	1	—	—	—
621610	Home health care services	538	4 035	16 409	17	5	3	4	2	2	1	—	—	—
622	Hospitals	(H)	(D)	(D)	4	—	—	—	—	—	1	1	—	2
6221	General medical & surgical hospitals	2 984	28 600	123 061	3	—	—	—	—	—	—	1	—	2
62211	General medical & surgical hospitals	2 984	28 600	123 061	3	—	—	—	—	—	—	1	—	2
622110	General medical & surgical hospitals	2 984	28 600	123 061	3	—	—	—	—	—	—	1	—	2
6222	Psychiatric & substance abuse hospitals	(C)	(D)	(D)	1	—	—	—	—	—	1	—	—	—
62221	Psychiatric & substance abuse hospitals	(C)	(D)	(D)	1	—	—	—	—	—	1	—	—	—
623	Nursing & residential care facilities	2 470	13 433	52 895	41	8	5	4	10	4	8	2	—	—
6231	Nursing care facilities	1 609	9 901	38 182	13	—	2	—	—	3	7	1	—	—
62311	Nursing care facilities	1 609	9 901	38 182	13	—	2	—	—	3	7	1	—	—
623110	Nursing care facilities	1 609	9 901	38 182	13	—	2	—	—	3	7	1	—	—
6232	Residential mental retardation, health facil	(E)	(D)	(D)	8	3	1	1	1	—	1	1	—	—
62321	Residential mental retardation facilities	(E)	(D)	(D)	7	3	1	1	1	—	—	1	—	—
62322	Residential mental health, subst abuse facil	(C)	(D)	(D)	1	—	—	—	—	—	1	—	—	—
6233	Community care facilities for the elderly	416	1 808	7 190	19	4	2	3	9	1	—	—	—	—
62331	Community care facilities for the elderly	416	1 808	7 190	19	4	2	3	9	1	—	—	—	—
623311	Continuing care retirement communities	199	897	3 551	7	1	—	2	3	1	—	—	—	—
623312	Homes for the elderly	217	911	3 639	12	3	2	1	6	—	—	—	—	—
624	Social assistance	(F)	(D)	(D)	77	33	14	16	12	2	—	—	—	—
6241	Individual & family services	(E)	(D)	(D)	23	13	3	2	4	1	—	—	—	—
62411	Child & youth services	106	449	2 074	4	1	—	—	3	—	—	—	—	—
624110	Child & youth services	106	449	2 074	4	1	—	—	3	—	—	—	—	—
62419	Other individual & family services	129	635	2 512	11	6	2	2	—	1	—	—	—	—
624190	Other individual & family services	129	635	2 512	11	6	2	2	—	1	—	—	—	—
6244	Child day care services	583	1 726	6 761	51	19	10	13	8	1	—	—	—	—
62441	Child day care services	583	1 726	6 761	51	19	10	13	8	1	—	—	—	—
624410	Child day care services	583	1 726	6 761	51	19	10	13	8	1	—	—	—	—
<b>71</b>	<b>Arts, entertainment &amp; recreation</b>	<b>591</b>	<b>1 795</b>	<b>7 667</b>	<b>76</b>	<b>45</b>	<b>14</b>	<b>9</b>	<b>6</b>	<b>2</b>	<b>—</b>	<b>—</b>	<b>—</b>	<b>—</b>
713	Amusement, gambling & recreation industries	517	1 493	6 463	45	20	8	9	6	2	—	—	—	—
7139	Other amusement & recreation industries	(F)	(D)	(D)	44	19	8	9	6	2	—	—	—	—
71391	Golf courses & country clubs	216	661	3 150	9	3	—	1	4	1	—	—	—	—
713910	Golf courses & country clubs	216	661	3 150	9	3	—	1	4	1	—	—	—	—
71394	Fitness & recreational sports centers	212	505	1 963	20	9	3	6	1	1	—	—	—	—
713940	Fitness & recreational sports centers	212	505	1 963	20	9	3	6	1	1	—	—	—	—

See footnotes at end of table.

**Table 6. Counties—Employees, Payroll, and Establishments by Industry: 2003—Con.**

[Excludes most government employees, railroad employees, and self-employed persons. Size class 1 to 4 includes establishments with payroll, but no employees, during mid-March pay period. (D) denotes figures withheld to avoid disclosing data for individual companies; the data are included in broader industry totals. Detailed industries with 100 or more employees are shown if industry was not a (D). For explanation of terms, abbreviations, and data reliability/comparability, see introductory text]

NAICS code	Industry	Number of employees for week including March 12	Payroll (\$1,000)		Total number of establishments	Number of establishments by employment-size class								
			First quarter	Annual		1 to 4	5 to 9	10 to 19	20 to 49	50 to 99	100 to 249	250 to 499	500 to 999	1,000 or more
<b>LAKE—Con.</b>														
<b>72</b>	<b>Accommodation &amp; food services</b>	<b>5 985</b>	<b>17 677</b>	<b>72 411</b>	<b>325</b>	<b>117</b>	<b>44</b>	<b>66</b>	<b>72</b>	<b>21</b>	<b>5</b>			
721	Accommodation	989	4 985	21 670	45	17	5	12	7	2	2			
7211	Traveler accommodation	681	3 960	17 836	27	11	2	6	6		2			
72111	Hotels (exc casino hotels) & motels	681	3 960	17 836	27	11	2	6	6		2			
721110	Hotels (exc casino hotels) & motels	681	3 960	17 836	27	11	2	6	6		2			
7212	RV parks & recreational camps	308	1 025	3 834	18	6	3	6	1	2				
72121	RV parks & recreational camps	308	1 025	3 834	18	6	3	6	1	2				
721211	RV parks & campgrounds	268	869	3 079	12	3	2	4	1	2				
722	Food services & drinking places	4 996	12 692	50 741	280	100	39	54	65	19	3			
7221	Full-service restaurants	2 904	7 729	30 684	147	53	21	27	30	13	3			
72211	Full-service restaurants	2 904	7 729	30 684	147	53	21	27	30	13	3			
722110	Full-service restaurants	2 904	7 729	30 684	147	53	21	27	30	13	3			
7222	Limited-service eating places	1 921	4 563	18 459	112	34	15	24	34	5				
72221	Limited-service eating places	1 921	4 563	18 459	112	34	15	24	34	5				
722211	Limited-service restaurants	1 754	4 085	16 541	94	23	11	24	32	4				
722212	Cafeterias	135	428	1 732	9	5	1		2	1				
7224	Drinking places (alcoholic beverages)	125	251	939	14	7	3	3		1				
72241	Drinking places (alcoholic beverages)	125	251	939	14	7	3	3		1				
722410	Drinking places (alcoholic beverages)	125	251	939	14	7	3	3		1				
<b>81</b>	<b>Other services (except public administration)</b>	<b>3 279</b>	<b>13 252</b>	<b>55 732</b>	<b>558</b>	<b>380</b>	<b>98</b>	<b>54</b>	<b>22</b>	<b>1</b>	<b>3</b>			
811	Repair & maintenance	669	3 521	15 437	187	145	28	11	3					
8111	Automotive repair & maintenance	522	2 828	12 366	130	98	18	11	3					
81111	Automotive mechanical & electrical R&M	233	1 339	5 720	78	65	9	4						
811111	General automotive repair	193	1 073	4 446	64	53	8	3						
81112	Automotive body, paint, interior & glass repair	122	994	4 499	31	24	3	2	2					
811121	Automotive body, paint & interior R&M	112	894	4 135	24	17	3	2	2					
81119	Other automotive R&M	167	495	2 147	21	9	6	5	1					
812	Personal & laundry services	967	3 685	14 809	164	114	29	13	6	1	1			
8121	Personal care services	412	1 320	4 974	82	54	16	9	3					
81211	Hair, nail & skin care services	384	1 278	4 798	74	48	15	8	3					
812112	Beauty salons	379	1 262	4 737	69	43	15	8	3					
8122	Death care services	190	1 126	4 614	19	5	10	2	1	1				
81221	Funeral homes	167	1 073	4 404	15	4	7	2	1	1				
812210	Funeral homes	167	1 073	4 404	15	4	7	2	1	1				
8123	Drycleaning & laundry services	292	990	3 983	23	18	1	2		1				
81233	Linen & uniform supply	(C)	(D)	(D)	1					1				
813	Religious, grantmaking, civic, prof & like organizations	1 643	6 046	25 486	207	121	41	30	13		2			
8131	Religious organizations	1 308	4 609	19 224	147	79	28	27	12		1			
81311	Religious organizations	1 308	4 609	19 224	147	79	28	27	12		1			
813110	Religious organizations	1 308	4 609	19 224	147	79	28	27	12		1			
8139	Business, labor, political, like organizations	243	1 061	4 720	32	23	5	2	1		1			
81391	Business associations	152	813	3 481	12	7	4				1			
813910	Business associations	152	813	3 481	12	7	4				1			
<b>99</b>	<b>Unclassified establishments</b>	<b>15</b>	<b>34</b>	<b>214</b>	<b>14</b>	<b>12</b>	<b>2</b>							
<b>LEE</b>														
	<b>Total</b>	<b>166 298</b>	<b>1 169 289</b>	<b>4 800 424</b>	<b>14 209</b>	<b>8 273</b>	<b>2 595</b>	<b>1 643</b>	<b>1 077</b>	<b>376</b>	<b>199</b>	<b>31</b>	<b>10</b>	<b>5</b>
<b>11</b>	<b>Forestry, fishing, hunting, and agriculture support</b>	<b>132</b>	<b>821</b>	<b>3 301</b>	<b>25</b>	<b>15</b>	<b>5</b>	<b>3</b>	<b>2</b>					
<b>21</b>	<b>Mining</b>	<b>198</b>	<b>2 258</b>	<b>9 527</b>	<b>11</b>	<b>7</b>	<b>1</b>			<b>3</b>				
212	Mining (except oil & gas)	188	2 158	9 178	6	3				3				
2123	Nonmetallic mineral mining & quarrying	188	2 158	9 178	6	3				3				
21231	Stone mining & quarrying	(C)	(D)	(D)	4	2				2				
<b>22</b>	<b>Utilities</b>	<b>920</b>	<b>12 042</b>	<b>48 829</b>	<b>33</b>	<b>12</b>	<b>6</b>	<b>5</b>	<b>6</b>	<b>2</b>	<b>1</b>	<b>1</b>		
221	Utilities	920	12 042	48 829	33	12	6	5	6	2	1	1		
2211	Elec pwr generation, transmsn & distribution	(F)	(D)	(D)	8	3	1	1		1	1	1		
22112	Electric pwr transmsn, control & distribution	(F)	(D)	(D)	6	2	1	1			1	1		
2213	Water, sewage & other systems	(E)	(D)	(D)	24	9	5	3	6	1				
22131	Water supply & irrigation systems	299	2 636	11 325	18	6	3	3	5	1				
221310	Water supply & irrigation systems	299	2 636	11 325	18	6	3	3	5	1				
<b>23</b>	<b>Construction</b>	<b>20 005</b>	<b>160 996</b>	<b>697 467</b>	<b>2 026</b>	<b>1 274</b>	<b>294</b>	<b>221</b>	<b>142</b>	<b>68</b>	<b>25</b>	<b>2</b>		
236	Construction of Buildings	3 047	33 003	144 588	485	330	78	41	24	11	1			
2361	Residential Building Construction	2 474	27 173	117 694	417	294	65	31	16	10	1			
23611	Residential Building Construction	2 474	27 173	117 694	417	294	65	31	16	10	1			
236115	New Single-Family Housing Construction (except Operative Builders)	1 347	12 051	57 804	254	175	47	19	9	3	1			
236116	New Multifamily Housing Construction (except Operative Builders)	155	2 216	8 731	11	5	2	1	2	1				
236117	New Housing Operative Builders	467	8 706	31 506	28	11	5	4	4	4				
236118	Residential Remodelers	505	4 200	19 653	124	103	11	7	1	2				
2362	Nonresidential Building Construction	573	5 830	26 894	68	36	13	10	8	1				
23622	Commercial and Institutional Building Construction	573	5 830	26 894	68	36	13	10	8	1				
236220	Commercial and Institutional Building Construction	573	5 830	26 894	68	36	13	10	8	1				

See footnotes at end of table.

**Table 6. Counties—Employees, Payroll, and Establishments by Industry: 2003—Con.**

[Excludes most government employees, railroad employees, and self-employed persons. Size class 1 to 4 includes establishments with payroll, but no employees, during mid-March pay period. (D) denotes figures withheld to avoid disclosing data for individual companies; the data are included in broader industry totals. Detailed industries with 100 or more employees are shown if industry was not a (D). For explanation of terms, abbreviations, and data reliability/comparability, see introductory text]

NAICS code	Industry	Number of employees for week including March 12	Payroll (\$1,000)		Total number of establishments	Number of establishments by employment-size class											
			First quarter	Annual		1 to 4	5 to 9	10 to 19	20 to 49	50 to 99	100 to 249	250 to 499	500 to 999	1,000 or more			
<b>23</b>	<b>LEE—Con.</b>																
	<b>Construction—Con.</b>																
237	Heavy and Civil Engineering Construction .....	2 783	26 642	104 257	142	80	19	15	14	8	4	2	—	—	—	—	—
2371	Utility System Construction .....	1 477	15 965	62 408	48	21	5	6	8	3	4	1	—	—	—	—	—
23711	Water and Sewer Line and Related Structures Construction .....	(F)	(D)	(D)	28	13	2	3	6	2	2	—	—	—	—	—	—
23713	Power and Communication Line and Related Structures Construction .....	778	9 807	36 830	19	8	3	2	2	1	2	1	—	—	—	—	—
237130	Power and Communication Line and Related Structures Construction .....	778	9 807	36 830	19	8	3	2	2	1	2	1	—	—	—	—	—
2372	Land Subdivision .....	733	6 255	22 276	53	37	9	4	1	1	—	1	—	—	—	—	—
23721	Land Subdivision .....	733	6 255	22 276	53	37	9	4	1	1	—	1	—	—	—	—	—
237210	Land Subdivision .....	733	6 255	22 276	53	37	9	4	1	1	—	1	—	—	—	—	—
2373	Highway, Street, and Bridge Construction .....	269	2 166	9 758	14	7	1	3	—	3	—	—	—	—	—	—	—
23731	Highway, Street, and Bridge Construction .....	269	2 166	9 758	14	7	1	3	—	3	—	—	—	—	—	—	—
237310	Highway, Street, and Bridge Construction .....	269	2 166	9 758	14	7	1	3	—	3	—	—	—	—	—	—	—
2379	Other Heavy and Civil Engineering Construction .....	304	2 256	9 815	27	15	4	2	5	1	—	—	—	—	—	—	—
23799	Other Heavy and Civil Engineering Construction .....	304	2 256	9 815	27	15	4	2	5	1	—	—	—	—	—	—	—
237990	Other Heavy and Civil Engineering Construction .....	304	2 256	9 815	27	15	4	2	5	1	—	—	—	—	—	—	—
238	Specialty Trade Contractors .....	14 175	101 351	448 622	1 399	864	197	165	104	49	20	—	—	—	—	—	—
2381	Foundation, Structure, and Building Exterior Contractors .....	4 143	28 878	127 865	304	169	33	54	27	13	8	—	—	—	—	—	—
23811	Poured Concrete Foundation and Structure Contractors .....	1 379	8 917	38 295	86	45	10	12	13	3	3	—	—	—	—	—	—
238110	Poured Concrete Foundation and Structure Contractors .....	1 379	8 917	38 295	86	45	10	12	13	3	3	—	—	—	—	—	—
23813	Framing Contractors .....	498	2 900	13 596	52	31	6	9	4	1	1	—	—	—	—	—	—
238130	Framing Contractors .....	498	2 900	13 596	52	31	6	9	4	1	1	—	—	—	—	—	—
23814	Masonry Contractors .....	594	3 848	19 830	47	23	7	11	2	3	1	—	—	—	—	—	—
238140	Masonry Contractors .....	594	3 848	19 830	47	23	7	11	2	3	1	—	—	—	—	—	—
23815	Glass and Glazing Contractors .....	193	1 473	6 346	27	18	3	3	3	—	—	—	—	—	—	—	—
238150	Glass and Glazing Contractors .....	193	1 473	6 346	27	18	3	3	3	—	—	—	—	—	—	—	—
23816	Roofing Contractors .....	1 061	8 673	35 919	36	15	1	10	3	4	3	—	—	—	—	—	—
238160	Roofing Contractors .....	1 061	8 673	35 919	36	15	1	10	3	4	3	—	—	—	—	—	—
23817	Siding Contractors .....	142	945	3 697	32	24	3	4	1	—	—	—	—	—	—	—	—
238170	Siding Contractors .....	142	945	3 697	32	24	3	4	1	—	—	—	—	—	—	—	—
23819	Other Foundation, Structure, and Building Exterior Contractors .....	206	1 577	8 054	18	13	1	1	1	2	—	—	—	—	—	—	—
238190	Other Foundation, Structure, and Building Exterior Contractors .....	206	1 577	8 054	18	13	1	1	1	2	—	—	—	—	—	—	—
2382	Building Equipment Contractors .....	4 692	35 190	160 710	405	215	78	50	36	20	6	—	—	—	—	—	—
23821	Electrical Contractors .....	1 463	10 026	43 436	145	85	26	14	12	6	2	—	—	—	—	—	—
238210	Electrical Contractors .....	1 463	10 026	43 436	145	85	26	14	12	6	2	—	—	—	—	—	—
23822	Plumbing, Heating, and Air-Conditioning Contractors .....	3 122	24 284	113 445	245	122	49	33	23	14	4	—	—	—	—	—	—
238220	Plumbing, Heating, and Air-Conditioning Contractors .....	3 122	24 284	113 445	245	122	49	33	23	14	4	—	—	—	—	—	—
23829	Other Building Equipment Contractors .....	107	880	3 829	15	8	3	3	1	—	—	—	—	—	—	—	—
238290	Other Building Equipment Contractors .....	107	880	3 829	15	8	3	3	1	—	—	—	—	—	—	—	—
2383	Building Finishing Contractors .....	3 232	22 000	93 557	438	320	44	34	27	9	4	—	—	—	—	—	—
23831	Drywall and Insulation Contractors .....	1 408	10 360	45 318	77	41	8	10	10	5	3	—	—	—	—	—	—
238310	Drywall and Insulation Contractors .....	1 408	10 360	45 318	77	41	8	10	10	5	3	—	—	—	—	—	—
23832	Painting and Wall Covering Contractors .....	718	4 094	17 245	111	81	14	9	3	3	1	—	—	—	—	—	—
238320	Painting and Wall Covering Contractors .....	718	4 094	17 245	111	81	14	9	3	3	1	—	—	—	—	—	—
23834	Tile and Terrazzo Contractors .....	396	2 958	11 444	70	51	9	5	4	1	—	—	—	—	—	—	—
238340	Tile and Terrazzo Contractors .....	396	2 958	11 444	70	51	9	5	4	1	—	—	—	—	—	—	—
23835	Finish Carpentry Contractors .....	574	3 801	15 489	123	97	8	9	9	—	—	—	—	—	—	—	—
238350	Finish Carpentry Contractors .....	574	3 801	15 489	123	97	8	9	9	—	—	—	—	—	—	—	—
2389	Other Specialty Trade Contractors .....	2 108	15 283	66 490	252	160	42	27	14	7	2	—	—	—	—	—	—
23891	Site Preparation Contractors .....	774	6 213	27 574	92	58	19	8	3	3	1	—	—	—	—	—	—
238910	Site Preparation Contractors .....	774	6 213	27 574	92	58	19	8	3	3	1	—	—	—	—	—	—
23899	All Other Specialty Trade Contractors .....	1 334	9 070	38 916	160	102	23	19	11	4	1	—	—	—	—	—	—
238990	All Other Specialty Trade Contractors .....	1 334	9 070	38 916	160	102	23	19	11	4	1	—	—	—	—	—	—
<b>31-33</b>	<b>Manufacturing .....</b>	<b>7 193</b>	<b>54 753</b>	<b>220 203</b>	<b>436</b>	<b>208</b>	<b>90</b>	<b>53</b>	<b>57</b>	<b>15</b>	<b>9</b>	<b>3</b>	<b>1</b>	<b>—</b>	<b>—</b>	<b>—</b>	<b>—</b>
311	Food mfg .....	390	1 859	8 765	19	12	1	3	2	—	—	1	—	—	—	—	—
3114	Fruit & veg preserving & specialty food mfg .....	(E)	(D)	(D)	3	1	—	—	1	—	—	1	—	—	—	—	—
31141	Frozen food mfg .....	(E)	(D)	(D)	3	1	—	—	1	—	—	1	—	—	—	—	—
314	Textile product mills .....	125	677	2 700	22	14	5	2	1	—	—	—	—	—	—	—	—
321	Wood product mfg .....	893	7 700	29 799	15	6	3	—	2	2	1	—	—	—	—	—	—
3212	Veneer, plywood & engineered wood product mfg .....	(F)	(D)	(D)	3	—	—	—	2	—	—	—	—	—	—	—	—
32121	Veneer, plywood & engineered wood product mfg .....	(F)	(D)	(D)	3	—	—	—	2	—	—	—	—	—	—	—	—
3219	Other wood product mfg .....	196	1 270	4 939	10	5	3	—	—	1	1	—	—	—	—	—	—
32199	All other wood product mfg .....	(C)	(D)	(D)	4	2	—	—	—	1	1	—	—	—	—	—	—
323	Printing & related support activities .....	474	3 460	13 959	63	37	15	4	6	1	—	—	—	—	—	—	—
3231	Printing & related support activities .....	474	3 460	13 959	63	37	15	4	6	1	—	—	—	—	—	—	—
32311	Printing .....	459	3 324	13 356	60	35	14	4	6	1	—	—	—	—	—	—	—
323110	Commercial lithographic printing .....	246	1 836	7 219	21	10	4	2	4	1	—	—	—	—	—	—	—
323114	Quick printing .....	115	643	2 639	25	16	7	2	—	—	—	—	—	—	—	—	—
325	Chemical mfg .....	163	1 480	5 397	12	7	1	1	2	1	—	—	—	—	—	—	—
326	Plastics & rubber products mfg .....	163	1 061	4 145	12	3	4	1	4	—	—	—	—	—	—	—	—
3261	Plastics product mfg .....	163	1 061	4 145	12	3	4	1	4	—	—	—	—	—	—	—	—
32619	Other plastics product mfg .....	126	816	2 966	8	2	2	1	3	—	—	—	—	—	—	—	—

See footnotes at end of table.

**Table 6. Counties—Employees, Payroll, and Establishments by Industry: 2003—Con.**

[Excludes most government employees, railroad employees, and self-employed persons. Size class 1 to 4 includes establishments with payroll, but no employees, during mid-March pay period. (D) denotes figures withheld to avoid disclosing data for individual companies; the data are included in broader industry totals. Detailed industries with 100 or more employees are shown if industry was not a (D). For explanation of terms, abbreviations, and data reliability/comparability, see introductory text]

NAICS code	Industry	Number of employees for week including March 12	Payroll (\$1,000)		Total number of establishments	Number of establishments by employment-size class										
			First quarter	Annual		1 to 4	5 to 9	10 to 19	20 to 49	50 to 99	100 to 249	250 to 499	500 to 999	1,000 or more		
<b>31-33</b>	<b>LEE—Con. Manufacturing—Con.</b>															
327	Nonmetallic mineral product mfg . . . . .	1 168	9 365	38 847	42	9	5	10	11	5	2	—	—	—	—	—
3273	Cement & concrete product mfg . . . . .	1 104	8 987	37 385	33	6	—	9	11	5	2	—	—	—	—	—
32732	Ready-mix concrete mfg . . . . .	342	2 872	12 838	11	—	—	3	6	2	—	—	—	—	—	—
327320	Ready-mix concrete mfg . . . . .	342	2 872	12 838	11	—	—	3	6	2	—	—	—	—	—	—
32733	Concrete pipe, brick & block mfg . . . . .	276	2 855	12 313	11	3	—	4	2	2	—	—	—	—	—	—
32739	Other concrete product mfg . . . . .	486	3 260	12 234	11	3	—	2	3	1	2	—	—	—	—	—
327390	Other concrete product mfg . . . . .	486	3 260	12 234	11	3	—	2	3	1	2	—	—	—	—	—
332	Fabricated metal product mfg . . . . .	621	4 225	16 840	49	21	11	8	7	—	2	—	—	—	—	—
3323	Architectural & structural metals mfg . . . . .	447	3 192	12 814	27	9	7	5	4	—	2	—	—	—	—	—
33231	Plate work & fabricated structural prod mfg . . . . .	287	2 290	9 414	8	2	1	2	1	—	2	—	—	—	—	—
33232	Ornamental & architectural metal prod mfg . . . . .	160	902	3 400	19	7	6	3	3	—	—	—	—	—	—	—
332322	Sheet metal work mfg . . . . .	115	645	2 709	13	5	3	3	2	—	—	—	—	—	—	—
3327	Mach shops, turn prod, screw, nut, bolt mfg . . . . .	113	719	2 898	12	6	2	2	2	—	—	—	—	—	—	—
333	Machinery mfg . . . . .	757	6 655	26 245	24	5	7	5	4	1	1	1	—	—	—	—
3339	Other general purpose machinery mfg . . . . .	544	4 631	17 628	9	1	3	1	2	—	1	1	—	—	—	—
33399	All other general purpose machinery mfg . . . . .	496	4 263	16 036	6	1	1	1	1	—	1	1	—	—	—	—
333999	All other general purpose machinery mfg . . . . .	496	4 263	16 036	6	1	1	1	1	—	1	1	—	—	—	—
334	Computer & electronic product mfg . . . . .	398	3 692	15 366	15	4	4	2	3	1	1	—	—	—	—	—
3344	Semiconductor & oth electronic component mfg . . . . .	172	954	4 624	4	—	1	2	—	—	1	—	—	—	—	—
33441	Semiconductor & oth electronic component mfg . . . . .	172	954	4 624	4	—	1	2	—	—	1	—	—	—	—	—
3345	Nav, measuring, medical, control instruments mfg . . . . .	146	1 924	7 945	5	1	2	—	1	1	—	—	—	—	—	—
33451	Nav, measuring, medical, control instruments mfg . . . . .	146	1 924	7 945	5	1	2	—	1	1	—	—	—	—	—	—
335	Electrical equip, appliance & component mfg . . . . .	(F)	(D)	(D)	2	—	—	—	—	—	1	1	—	—	—	—
3353	Electrical equipment mfg . . . . .	(F)	(D)	(D)	2	—	—	—	—	—	1	1	—	—	—	—
33531	Electrical equipment mfg . . . . .	(F)	(D)	(D)	2	—	—	—	—	—	1	1	—	—	—	—
336	Transportation equipment mfg . . . . .	259	1 691	6 109	17	6	3	4	2	2	—	—	—	—	—	—
3366	Ship & boat building . . . . .	195	1 232	4 215	10	4	1	1	2	2	—	—	—	—	—	—
33661	Ship & boat building . . . . .	195	1 232	4 215	10	4	1	1	2	2	—	—	—	—	—	—
337	Furniture & related product mfg . . . . .	559	3 796	13 683	55	29	15	5	4	1	1	—	—	—	—	—
3371	HH & institutional furniture & kitchen cabinet mfg . . . . .	535	3 546	12 901	49	26	12	5	4	1	1	—	—	—	—	—
33711	Wood kitchen cabinet & countertop mfg . . . . .	508	3 361	12 133	35	14	10	5	4	1	1	—	—	—	—	—
337110	Wood kitchen cabinet & countertop mfg . . . . .	508	3 361	12 133	35	14	10	5	4	1	1	—	—	—	—	—
339	Miscellaneous mfg . . . . .	464	3 103	12 585	65	41	13	3	7	1	—	—	—	—	—	—
3391	Medical equipment & supplies mfg . . . . .	141	1 118	4 540	28	20	5	1	2	—	—	—	—	—	—	—
33911	Medical equipment & supplies mfg . . . . .	141	1 118	4 540	28	20	5	1	2	—	—	—	—	—	—	—
3399	Other miscellaneous mfg . . . . .	323	1 985	8 045	37	21	8	2	5	1	—	—	—	—	—	—
33995	Sign mfg . . . . .	110	669	2 742	15	8	4	2	1	—	—	—	—	—	—	—
339950	Sign mfg . . . . .	110	669	2 742	15	8	4	2	1	—	—	—	—	—	—	—
33999	All other misc mfg . . . . .	101	694	2 969	14	8	3	—	3	—	—	—	—	—	—	—
<b>42</b>	<b>Wholesale trade . . . . .</b>	<b>5 614</b>	<b>48 823</b>	<b>219 916</b>	<b>647</b>	<b>383</b>	<b>119</b>	<b>77</b>	<b>53</b>	<b>9</b>	<b>5</b>	<b>1</b>	—	—	—	—
423	Merchant Wholesalers, Durable Goods . . . . .	3 787	34 808	144 095	421	227	81	60	43	8	2	—	—	—	—	—
4231	Motor Vehicle and Motor Vehicle Parts and Supplies Merchant Wholesalers . . . . .	529	3 823	18 086	57	28	10	12	7	—	—	—	—	—	—	—
42311	Automobile and Other Motor Vehicle Merchant Wholesalers . . . . .	204	1 622	7 138	16	8	2	3	3	—	—	—	—	—	—	—
423110	Automobile and Other Motor Vehicle Merchant Wholesalers . . . . .	204	1 622	7 138	16	8	2	3	3	—	—	—	—	—	—	—
42312	Motor Vehicle Supplies and New Parts Merchant Wholesalers . . . . .	306	2 058	10 394	38	18	8	8	4	—	—	—	—	—	—	—
423120	Motor Vehicle Supplies and New Parts Merchant Wholesalers . . . . .	306	2 058	10 394	38	18	8	8	4	—	—	—	—	—	—	—
4232	Furniture and Home Furnishing Merchant Wholesalers . . . . .	123	1 019	4 288	21	13	4	2	2	—	—	—	—	—	—	—
42322	Home Furnishing Merchant Wholesalers . . . . .	110	920	3 771	14	7	3	2	2	—	—	—	—	—	—	—
423220	Home Furnishing Merchant Wholesalers . . . . .	110	920	3 771	14	7	3	2	2	—	—	—	—	—	—	—
4233	Lumber and Other Construction Materials Merchant Wholesalers . . . . .	671	6 274	26 393	52	21	9	12	8	1	1	—	—	—	—	—
42331	Lumber, Plywood, Millwork, and Wood Panel Merchant Wholesalers . . . . .	475	4 546	19 318	28	12	1	7	6	1	1	—	—	—	—	—
423310	Lumber, Plywood, Millwork, and Wood Panel Merchant Wholesalers . . . . .	475	4 546	19 318	28	12	1	7	6	1	1	—	—	—	—	—
4234	Professional and Commercial Equipment and Supplies Merchant Wholesalers . . . . .	474	4 632	19 080	66	40	14	7	3	2	—	—	—	—	—	—
42343	Computer and Computer Peripheral Equipment and Software Merchant Wholesalers . . . . .	157	1 897	7 841	18	12	3	1	1	1	—	—	—	—	—	—
423430	Computer and Computer Peripheral Equipment and Software Merchant Wholesalers . . . . .	157	1 897	7 841	18	12	3	1	1	1	—	—	—	—	—	—
42345	Medical, Dental, and Hospital Equipment and Supplies Merchant Wholesaler . . . . .	136	1 163	5 018	19	12	3	3	—	1	—	—	—	—	—	—
423450	Medical, Dental, and Hospital Equipment and Supplies Merchant Wholesaler . . . . .	136	1 163	5 018	19	12	3	3	—	1	—	—	—	—	—	—

See footnotes at end of table.

**Table 6. Counties—Employees, Payroll, and Establishments by Industry: 2003—Con.**

[Excludes most government employees, railroad employees, and self-employed persons. Size class 1 to 4 includes establishments with payroll, but no employees, during mid-March pay period. (D) denotes figures withheld to avoid disclosing data for individual companies; the data are included in broader industry totals. Detailed industries with 100 or more employees are shown if industry was not a (D). For explanation of terms, abbreviations, and data reliability/comparability, see introductory text]

NAICS code	Industry	Number of employees for week including March 12	Payroll (\$1,000)		Total number of establishments	Number of establishments by employment-size class											
			First quarter	Annual		1 to 4	5 to 9	10 to 19	20 to 49	50 to 99	100 to 249	250 to 499	500 to 999	1,000 or more			
<b>42</b>	<b>LEE—Con.</b>																
	<b>Wholesale trade—Con.</b>																
423	Merchant Wholesalers, Durable Goods—Con.																
4236	Electrical and Electronic Goods Merchant Wholesalers.....	357	3 622	13 539	39	22	9	1	6	1	—	—	—	—	—	—	—
42361	Electrical Apparatus and Equipment, Wiring Supplies, and Related Equipme.....	149	1 938	6 695	16	10	1	1	4	—	—	—	—	—	—	—	—
423610	Electrical Apparatus and Equipment, Wiring Supplies, and Related Equipme.....	149	1 938	6 695	16	10	1	1	4	—	—	—	—	—	—	—	—
42369	Other Electronic Parts and Equipment Merchant Wholesalers.....	176	1 425	5 666	19	11	6	—	1	1	—	—	—	—	—	—	—
423690	Other Electronic Parts and Equipment Merchant Wholesalers.....	176	1 425	5 666	19	11	6	—	1	1	—	—	—	—	—	—	—
4237	Hardware, and Plumbing and Heating Equipment and Supplies Merchant Whole.....	401	4 342	17 745	46	23	10	9	3	1	—	—	—	—	—	—	—
42372	Plumbing and Heating Equipment and Supplies (Hydronics) Merchant Wholesa.....	163	1 823	7 270	13	6	1	4	1	1	—	—	—	—	—	—	—
423720	Plumbing and Heating Equipment and Supplies (Hydronics) Merchant Wholesa.....	163	1 823	7 270	13	6	1	4	1	1	—	—	—	—	—	—	—
42373	Warm Air Heating and Air-Conditioning Equipment and Supplies Merchant Wh.....	127	1 457	6 122	16	6	7	2	1	—	—	—	—	—	—	—	—
423730	Warm Air Heating and Air-Conditioning Equipment and Supplies Merchant Wh.....	127	1 457	6 122	16	6	7	2	1	—	—	—	—	—	—	—	—
4238	Machinery, Equipment, and Supplies Merchant Wholesalers.....	722	6 851	28 254	74	36	18	9	8	3	—	—	—	—	—	—	—
42381	Construction and Mining (except Oil Well) Machinery and Equipment Mercha.....	239	2 476	10 338	9	1	—	3	4	1	—	—	—	—	—	—	—
423810	Construction and Mining (except Oil Well) Machinery and Equipment Mercha.....	239	2 476	10 338	9	1	—	3	4	1	—	—	—	—	—	—	—
42383	Industrial Machinery and Equipment Merchant Wholesalers.....	325	3 225	12 662	36	21	8	2	3	2	—	—	—	—	—	—	—
423830	Industrial Machinery and Equipment Merchant Wholesalers.....	325	3 225	12 662	36	21	8	2	3	2	—	—	—	—	—	—	—
4239	Miscellaneous Durable Goods Merchant Wholesalers.....	416	3 319	12 500	59	42	6	7	3	—	1	—	—	—	—	—	—
42393	Recyclable Material Merchant Wholesalers.....	103	587	2 325	8	4	1	1	2	—	—	—	—	—	—	—	—
423930	Recyclable Material Merchant Wholesalers.....	103	587	2 325	8	4	1	1	2	—	—	—	—	—	—	—	—
42399	Other Miscellaneous Durable Goods Merchant Wholesalers.....	223	1 981	7 128	28	22	1	3	1	—	1	—	—	—	—	—	—
423990	Other Miscellaneous Durable Goods Merchant Wholesalers.....	223	1 981	7 128	28	22	1	3	1	—	1	—	—	—	—	—	—
424	Merchant Wholesalers, Nondurable Goods.....	1 682	12 775	54 430	174	112	33	15	9	1	3	1	—	—	—	—	—
4244	Grocery and Related Product Wholesalers.....	603	3 920	16 419	61	43	10	3	3	1	—	1	—	—	—	—	—
42449	Other Grocery and Related Products Merchant Wholesalers.....	432	2 546	10 620	17	11	2	1	1	1	—	1	—	—	—	—	—
424490	Other Grocery and Related Products Merchant Wholesalers.....	432	2 546	10 620	17	11	2	1	1	1	—	1	—	—	—	—	—
4246	Chemical and Allied Products Merchant Wholesalers.....	105	1 129	5 085	24	13	10	1	—	—	—	—	—	—	—	—	—
4248	Beer, Wine, and Distilled Alcoholic Beverage Merchant Wholesalers.....	364	3 194	13 075	4	1	—	—	1	—	2	—	—	—	—	—	—
42481	Beer and Ale Merchant Wholesalers.....	(E)	(D)	(D)	3	1	—	—	—	—	2	—	—	—	—	—	—
4249	Miscellaneous Nondurable Goods Merchant Wholesalers.....	402	2 803	11 158	43	27	4	7	4	—	1	—	—	—	—	—	—
42492	Book, Periodical, and Newspaper Merchant Wholesalers.....	159	952	3 503	6	3	—	1	1	—	1	—	—	—	—	—	—
424920	Book, Periodical, and Newspaper Merchant Wholesalers.....	159	952	3 503	6	3	—	1	1	—	1	—	—	—	—	—	—
42499	Other Miscellaneous Nondurable Goods Merchant Wholesalers.....	124	1 011	4 385	17	11	1	3	2	—	—	—	—	—	—	—	—
424990	Other Miscellaneous Nondurable Goods Merchant Wholesalers.....	124	1 011	4 385	17	11	1	3	2	—	—	—	—	—	—	—	—
425	Wholesale Electronic Markets and Agents and Brokers.....	145	1 240	21 391	52	44	5	2	1	—	—	—	—	—	—	—	—
4251	Wholesale Electronic Markets and Agents and Brokers.....	145	1 240	21 391	52	44	5	2	1	—	—	—	—	—	—	—	—
42512	Wholesale Trade Agents and Brokers.....	(C)	(D)	(D)	51	43	5	2	1	—	—	—	—	—	—	—	—
<b>44-45</b>	<b>Retail trade.....</b>	<b>29 852</b>	<b>166 173</b>	<b>665 411</b>	<b>2 218</b>	<b>1 030</b>	<b>576</b>	<b>323</b>	<b>171</b>	<b>60</b>	<b>52</b>	<b>3</b>	<b>3</b>				
441	Motor vehicle & parts dealers.....	4 016	39 569	169 889	269	115	66	41	30	9	7	1	—	—	—	—	—
4411	Automobile dealers.....	2 497	28 298	123 959	101	49	13	12	13	7	6	1	—	—	—	—	—
44111	New car dealers.....	2 208	25 766	114 075	45	11	5	6	9	7	6	1	—	—	—	—	—
441110	New car dealers.....	2 208	25 766	114 075	45	11	5	6	9	7	6	1	—	—	—	—	—
44112	Used car dealers.....	289	2 532	9 884	56	38	8	6	4	—	—	—	—	—	—	—	—
441120	Used car dealers.....	289	2 532	9 884	56	38	8	6	4	—	—	—	—	—	—	—	—
4412	Other motor vehicle dealers.....	846	6 980	28 156	84	45	13	12	11	2	1	—	—	—	—	—	—
44121	Recreational vehicle dealers.....	228	2 253	8 863	15	7	—	5	2	—	1	—	—	—	—	—	—
441210	Recreational vehicle dealers.....	228	2 253	8 863	15	7	—	5	2	—	1	—	—	—	—	—	—
44122	Motorcycle & boat & other MV dealers.....	618	4 727	19 293	69	38	13	7	9	2	—	—	—	—	—	—	—
441221	Motorcycle dealers.....	132	1 128	4 644	9	5	—	2	1	1	—	—	—	—	—	—	—
441222	Boat dealers.....	441	3 250	13 075	45	20	12	5	7	1	—	—	—	—	—	—	—
4413	Automotive parts, accessories & tire stores.....	673	4 291	17 774	84	21	40	17	6	—	—	—	—	—	—	—	—
44131	Automotive parts, accessories & tire stores.....	413	2 030	8 661	54	17	24	8	5	—	—	—	—	—	—	—	—
441310	Automotive parts, accessories & tire stores.....	413	2 030	8 661	54	17	24	8	5	—	—	—	—	—	—	—	—
44132	Tire dealers.....	260	2 261	9 113	30	4	16	9	1	—	—	—	—	—	—	—	—
441320	Tire dealers.....	260	2 261	9 113	30	4	16	9	1	—	—	—	—	—	—	—	—

See footnotes at end of table.

**Table 6. Counties—Employees, Payroll, and Establishments by Industry: 2003—Con.**

[Excludes most government employees, railroad employees, and self-employed persons. Size class 1 to 4 includes establishments with payroll, but no employees, during mid-March pay period. (D) denotes figures withheld to avoid disclosing data for individual companies; the data are included in broader industry totals. Detailed industries with 100 or more employees are shown if industry was not a (D). For explanation of terms, abbreviations, and data reliability/comparability, see introductory text]

NAICS code	Industry	Number of employees for week including March 12	Payroll (\$1,000)		Total number of establishments	Number of establishments by employment-size class									
			First quarter	Annual		1 to 4	5 to 9	10 to 19	20 to 49	50 to 99	100 to 249	250 to 499	500 to 999	1,000 or more	
<b>LEE—Con.</b>															
<b>44-45 Retail trade—Con.</b>															
442	Furniture & home furnishing stores	1 640	9 908	41 130	171	96	30	22	17	5	1	—	—	—	
4421	Furniture stores	891	6 900	28 063	67	33	7	13	10	3	1	—	—	—	
44211	Furniture stores	891	6 900	28 063	67	33	7	13	10	3	1	—	—	—	
442110	Furniture stores	891	6 900	28 063	67	33	7	13	10	3	1	—	—	—	
4422	Home furnishings stores	749	3 008	13 067	104	63	23	9	7	2	—	—	—	—	
44221	Floor covering stores	152	1 013	4 615	38	29	6	3	—	—	—	—	—	—	
442210	Floor covering stores	152	1 013	4 615	38	29	6	3	—	—	—	—	—	—	
44229	Other home furnishings stores	597	1 995	8 452	66	34	17	6	7	2	—	—	—	—	
442299	All other home furnishings stores	559	1 822	7 603	48	18	16	5	7	2	—	—	—	—	
443	Electronics & appliance stores	730	5 133	19 816	75	30	25	9	9	1	1	—	—	—	
4431	Electronics & appliance stores	730	5 133	19 816	75	30	25	9	9	1	1	—	—	—	
44311	Appliance, TV & all other electronics stores	629	4 573	17 650	57	21	19	7	8	1	1	—	—	—	
443111	Household appliance stores	111	1 178	4 801	17	8	5	2	2	—	—	—	—	—	
443112	Radio, television & other electronics stores	518	3 395	12 849	40	13	14	5	6	1	1	—	—	—	
444	Bldg material & garden equip & supp dealers	2 382	14 153	56 858	180	95	44	24	9	3	4	1	—	—	
4441	Building material & supplies dealers	2 269	13 695	54 575	156	83	35	21	9	3	4	1	—	—	
44411	Home centers	(G)	(D)	(D)	7	2	—	—	—	—	4	1	—	—	
44412	Paint & wallpaper stores	(C)	(D)	(D)	26	17	8	1	—	—	—	—	—	—	
44413	Hardware stores	411	1 673	6 964	30	11	8	6	3	2	—	—	—	—	
444130	Hardware stores	411	1 673	6 964	30	11	8	6	3	2	—	—	—	—	
44419	Other building material dealers	663	5 200	22 564	93	53	19	14	6	1	—	—	—	—	
444190	Other building material dealers	663	5 200	22 564	93	53	19	14	6	1	—	—	—	—	
4442	Lawn & garden equip & supplies stores	113	458	2 283	24	12	9	3	—	—	—	—	—	—	
445	Food & beverage stores	6 599	29 838	115 060	220	111	32	15	15	18	29	—	—	—	
4451	Grocery stores	6 256	28 362	109 039	149	65	15	12	10	18	29	—	—	—	
44511	Grocery (except convenience) stores	6 029	27 572	105 275	96	26	8	7	8	18	29	—	—	—	
445110	Grocery (except convenience) stores	6 029	27 572	105 275	96	26	8	7	8	18	29	—	—	—	
44512	Convenience stores	227	790	3 764	53	39	7	5	2	—	—	—	—	—	
445120	Convenience stores	227	790	3 764	53	39	7	5	2	—	—	—	—	—	
4452	Specialty food stores	187	870	3 504	42	31	6	2	3	—	—	—	—	—	
44529	Other specialty food stores	131	607	2 491	30	23	4	—	3	—	—	—	—	—	
4453	Beer, wine & liquor stores	156	606	2 517	29	15	11	1	2	—	—	—	—	—	
44531	Beer, wine & liquor stores	156	606	2 517	29	15	11	1	2	—	—	—	—	—	
445310	Beer, wine & liquor stores	156	606	2 517	29	15	11	1	2	—	—	—	—	—	
446	Health & personal care stores	1 586	9 612	37 464	160	71	37	27	21	4	—	—	—	—	
4461	Health & personal care stores	1 586	9 612	37 464	160	71	37	27	21	4	—	—	—	—	
44611	Pharmacies & drug stores	1 089	7 418	28 555	55	7	8	19	17	4	—	—	—	—	
446110	Pharmacies & drug stores	1 089	7 418	28 555	55	7	8	19	17	4	—	—	—	—	
44612	Cosmetics, beauty supplies & perfume stores	151	431	1 796	24	12	8	3	1	—	—	—	—	—	
446120	Cosmetics, beauty supplies & perfume stores	151	431	1 796	24	12	8	3	1	—	—	—	—	—	
44613	Optical goods stores	142	683	2 681	25	11	11	1	2	—	—	—	—	—	
446130	Optical goods stores	142	683	2 681	25	11	11	1	2	—	—	—	—	—	
44619	Other health & personal care stores	204	1 080	4 432	56	41	10	4	1	—	—	—	—	—	
446191	Food (health) supplement stores	103	351	1 373	30	22	7	1	—	—	—	—	—	—	
446199	All other health & personal care stores	101	729	3 059	26	19	3	3	1	—	—	—	—	—	
447	Gasoline stations	1 507	6 606	27 111	185	51	72	55	6	1	—	—	—	—	
4471	Gasoline stations	1 507	6 606	27 111	185	51	72	55	6	1	—	—	—	—	
44711	Gasoline stations with convenience stores	1 413	6 183	25 197	167	38	68	55	6	—	—	—	—	—	
447110	Gasoline stations with convenience stores	1 413	6 183	25 197	167	38	68	55	6	—	—	—	—	—	
448	Clothing & clothing accessories stores	3 673	14 341	56 540	408	160	148	59	32	9	—	—	—	—	
4481	Clothing stores	2 832	9 844	39 802	278	104	90	51	24	9	—	—	—	—	
44811	Men's clothing stores	106	469	1 874	22	11	7	4	—	—	—	—	—	—	
448110	Men's clothing stores	106	469	1 874	22	11	7	4	—	—	—	—	—	—	
44812	Women's clothing stores	896	3 433	14 243	112	38	46	22	5	1	—	—	—	—	
448120	Women's clothing stores	896	3 433	14 243	112	38	46	22	5	1	—	—	—	—	
44813	Children's & infants' clothing stores	105	304	1 468	13	3	5	5	—	—	—	—	—	—	
448130	Children's & infants' clothing stores	105	304	1 468	13	3	5	5	—	—	—	—	—	—	
44814	Family clothing stores	1 423	4 400	16 820	74	17	16	16	17	8	—	—	—	—	
448140	Family clothing stores	1 423	4 400	16 820	74	17	16	16	17	8	—	—	—	—	
44819	Other clothing stores	242	977	3 769	40	24	10	4	2	—	—	—	—	—	
448190	Other clothing stores	242	977	3 769	40	24	10	4	2	—	—	—	—	—	
4482	Shoe stores	408	1 474	5 691	59	23	26	6	4	—	—	—	—	—	
44821	Shoe stores	408	1 474	5 691	59	23	26	6	4	—	—	—	—	—	
448210	Shoe stores	408	1 474	5 691	59	23	26	6	4	—	—	—	—	—	
4483	Jewelry, luggage & leather goods stores	433	3 023	11 047	71	33	32	2	4	—	—	—	—	—	
44831	Jewelry stores	(E)	(D)	(D)	66	32	28	2	4	—	—	—	—	—	
451	Sporting goods, hobby, book & music stores	751	2 978	12 127	108	64	21	17	4	2	—	—	—	—	
4511	Sporting goods, hobby, musical instrument stores	531	2 294	9 241	80	50	13	13	3	1	—	—	—	—	
45111	Sporting goods stores	256	1 172	4 942	50	34	9	6	—	1	—	—	—	—	
451110	Sporting goods stores	256	1 172	4 942	50	34	9	6	—	1	—	—	—	—	
45112	Hobby, toy & game stores	148	492	2 071	13	6	2	3	2	—	—	—	—	—	
451120	Hobby, toy & game stores	148	492	2 071	13	6	2	3	2	—	—	—	—	—	
4512	Book, periodical & music stores	220	684	2 886	28	14	8	4	1	1	—	—	—	—	
45121	Book stores & news dealers	159	446	1 873	15	8	3	2	1	1	—	—	—	—	
452	General merchandise stores	4 649	23 419	88 192	61	11	19	7	4	6	10	1	3	—	
4521	Department stores	1 832	8 932	32 048	15	—	1	—	—	6	8	—	—	—	
45211	Department stores	1 832	8 932	32 048	15	—	1	—	—	6	8	—	—	—	
4529	Other general merchandise stores	2 817	14 487	56 144	46	11	18	7	4	—	2	1	3	—	
45291	Warehouse clubs & superstores	(G)	(D)	(D)	7	1	—	—	—	—	2	1	3	—	
45299	All other general merchandise stores	(E)	(D)	(D)	39	10	18	7	4	—	—	—	—	—	

See footnotes at end of table.

**Table 6. Counties—Employees, Payroll, and Establishments by Industry: 2003—Con.**

[Excludes most government employees, railroad employees, and self-employed persons. Size class 1 to 4 includes establishments with payroll, but no employees, during mid-March pay period. (D) denotes figures withheld to avoid disclosing data for individual companies; the data are included in broader industry totals. Detailed industries with 100 or more employees are shown if industry was not a (D). For explanation of terms, abbreviations, and data reliability/comparability, see introductory text]

NAICS code	Industry	Number of employees for week including March 12	Payroll (\$1,000)		Total number of establishments	Number of establishments by employment-size class																			
			First quarter	Annual		1 to 4	5 to 9	10 to 19	20 to 49	50 to 99	100 to 249	250 to 499	500 to 999	1,000 or more											
<b>LEE—Con.</b>																									
<b>44-45 Retail trade—Con.</b>																									
453	Miscellaneous store retailers .....	1 767	6 880	26 722	271	151	65	34	19	2	—	—	—	—											
4531	Florists .....	158	510	2 120	37	22	11	3	1	—	—	—	—	—											
45311	Florists .....	158	510	2 120	37	22	11	3	1	—	—	—	—	—											
453110	Florists .....	158	510	2 120	37	22	11	3	1	—	—	—	—	—											
4532	Office supplies, stationery & gift stores .....	784	3 088	10 708	92	48	21	10	12	1	—	—	—	—											
45321	Office supplies & stationery stores .....	209	1 147	4 119	13	3	3	—	7	—	—	—	—	—											
453210	Office supplies & stationery stores .....	209	1 147	4 119	13	3	3	—	7	—	—	—	—	—											
45322	Gift, novelty & souvenir stores .....	575	1 941	6 589	79	45	18	10	5	1	—	—	—	—											
453220	Gift, novelty & souvenir stores .....	575	1 941	6 589	79	45	18	10	5	1	—	—	—	—											
4533	Used merchandise stores .....	185	556	2 310	38	16	18	4	—	—	—	—	—	—											
45331	Used merchandise stores .....	185	556	2 310	38	16	18	4	—	—	—	—	—	—											
453310	Used merchandise stores .....	185	556	2 310	38	16	18	4	—	—	—	—	—	—											
4539	Other miscellaneous store retailers .....	640	2 726	11 584	104	65	15	17	6	1	—	—	—	—											
45391	Pet & pet supplies stores .....	113	380	1 574	15	8	2	4	1	—	—	—	—	—											
453910	Pet & pet supplies stores .....	113	380	1 574	15	8	2	4	1	—	—	—	—	—											
45399	All other miscellaneous store retailers .....	442	2 007	8 675	63	39	7	11	5	1	—	—	—	—											
453998	All other misc store retailers (exc tobacco) ..	393	1 804	7 970	53	32	5	11	4	1	—	—	—	—											
454	Nonstore retailers .....	552	3 736	14 502	110	75	17	13	5	—	—	—	—	—											
4541	Electronic shopping & mail-order houses .....	160	1 064	4 594	39	30	4	4	1	—	—	—	—	—											
45411	Electronic shopping & mail-order houses .....	160	1 064	4 594	39	30	4	4	1	—	—	—	—	—											
4543	Direct selling establishments .....	340	2 311	8 655	58	35	11	9	3	—	—	—	—	—											
45439	Other direct selling establishments .....	259	1 542	5 881	49	32	8	7	2	—	—	—	—	—											
454390	Other direct selling establishments .....	259	1 542	5 881	49	32	8	7	2	—	—	—	—	—											
<b>48-49 Transportation &amp; warehousing .....</b>													<b>2 992</b>	<b>22 031</b>	<b>88 494</b>	<b>321</b>	<b>210</b>	<b>41</b>	<b>29</b>	<b>29</b>	<b>9</b>	<b>3</b>	—	—	
481	Air transportation .....	(E)	(D)	(D)	14	3	—	1	6	4	—	—	—	—											
4811	Scheduled air transportation .....	423	3 051	11 014	13	2	—	1	6	4	—	—	—	—											
48111	Scheduled air transportation .....	423	3 051	11 014	13	2	—	1	6	4	—	—	—	—											
481111	Scheduled passenger air transportation .....	423	3 051	11 014	13	2	—	1	6	4	—	—	—	—											
484	Truck transportation .....	954	7 763	32 909	153	109	15	17	10	2	—	—	—	—											
4841	General freight trucking .....	546	5 270	22 364	65	38	8	12	6	1	—	—	—	—											
48411	General freight trucking, local .....	141	1 001	4 889	27	21	3	1	2	—	—	—	—	—											
484110	General freight trucking, local .....	141	1 001	4 889	27	21	3	1	2	—	—	—	—	—											
48412	General freight trucking, long-distance .....	405	4 269	17 475	38	17	5	11	4	1	—	—	—	—											
484121	General freight trucking, long-distance, TL ..	140	1 253	5 107	18	12	2	3	—	1	—	—	—	—											
484122	General freight trucking, long-distance, LTL ..	265	3 016	12 368	20	5	3	8	4	—	—	—	—	—											
4842	Specialized freight trucking .....	408	2 493	10 545	88	71	7	5	4	1	—	—	—	—											
48422	Specialized freight (exc used) trucking, local ..	179	1 056	4 640	55	48	6	—	—	1	—	—	—	—											
484220	Specialized freight (exc used) trucking, local ..	179	1 056	4 640	55	48	6	—	—	1	—	—	—	—											
48423	Specialized freight (exc used) trucking, LDist ..	142	817	3 284	16	10	—	4	2	—	—	—	—	—											
484230	Specialized freight (exc used) trucking, LDist ..	142	817	3 284	16	10	—	4	2	—	—	—	—	—											
485	Transit & ground passenger transportation .....	136	627	2 603	29	21	5	1	2	—	—	—	—	—											
488	Transportation support activities .....	382	2 917	12 980	45	28	5	7	4	1	—	—	—	—											
4881	Air transportation support activities .....	248	1 759	8 299	12	1	2	5	3	1	—	—	—	—											
48811	Airport operations .....	120	641	2 744	5	—	1	2	1	1	—	—	—	—											
48819	Other air transportation support activities .....	128	1 118	5 555	7	1	1	3	2	—	—	—	—	—											
488190	Other air transportation support activities ..	128	1 118	5 555	7	1	1	3	2	—	—	—	—	—											
492	Couriers & messengers .....	537	4 224	16 333	34	22	7	—	2	1	2	—	—	—											
4921	Couriers .....	514	4 110	15 804	22	11	6	—	2	1	2	—	—	—											
49211	Couriers .....	514	4 110	15 804	22	11	6	—	2	1	2	—	—	—											
492110	Couriers .....	514	4 110	15 804	22	11	6	—	2	1	2	—	—	—											
493	Warehousing & storage .....	400	2 653	9 607	13	2	5	1	3	1	1	—	—	—											
4931	Warehousing & storage .....	400	2 653	9 607	13	2	5	1	3	1	1	—	—	—											
49311	General warehousing & storage .....	308	1 704	6 738	9	2	3	—	3	—	1	—	—	—											
493110	General warehousing & storage .....	308	1 704	6 738	9	2	3	—	3	—	1	—	—	—											
<b>51 Information .....</b>													<b>5 004</b>	<b>47 371</b>	<b>186 346</b>	<b>234</b>	<b>119</b>	<b>36</b>	<b>29</b>	<b>27</b>	<b>13</b>	<b>7</b>	<b>2</b>	<b>1</b>	—
511	Publishing industries .....	1 103	9 455	37 053	33	18	6	3	3	1	1	—	—	—											
5111	Newspaper, periodical, book, database publishers .....	1 082	9 156	35 685	27	14	5	2	3	1	1	—	—	—											
51111	Newspaper publishers .....	(F)	(D)	(D)	3	—	—	1	—	—	—	—	—	—											
511114	Database and directory publishers .....	102	1 355	5 436	6	3	1	—	1	1	—	—	—	—											
511140	Database and directory publishers .....	102	1 355	5 436	6	3	1	—	1	1	—	—	—	—											
512	Motion picture & sound recording industries .....	236	1 297	5 252	27	17	5	2	2	1	—	—	—	—											
5121	Motion picture & video industries .....	212	951	4 002	21	13	4	1	2	1	—	—	—	—											
51213	Motion picture & video exhibition .....	163	516	2 229	6	2	1	—	2	1	—	—	—	—											
512131	Motion picture theaters (except drive-ins) ..	163	516	2 229	6	2	1	—	2	1	—	—	—	—											
515	Broadcasting (except Internet) .....	761	7 499	32 502	27	11	1	6	5	2	2	—	—	—											
5151	Radio and Television Broadcasting .....	761	7 499	32 502	27	11	1	6	5	2	2	—	—	—											
51511	Radio Broadcasting .....	295	2 799	10 921	20	8	1	6	4	1	—	—	—	—											
515112	Radio Stations .....	295	2 799	10 921	20	8	1	6	4	1	—	—	—	—											
51512	Television Broadcasting .....	466	4 700	21 581	7	3	—	—	1	1	2	—	—	—											
515120	Television Broadcasting .....	466	4 700	21 581	7	3	—	—	1	1	2	—	—	—											

See footnotes at end of table.

**Table 6. Counties—Employees, Payroll, and Establishments by Industry: 2003—Con.**

[Excludes most government employees, railroad employees, and self-employed persons. Size class 1 to 4 includes establishments with payroll, but no employees, during mid-March pay period. (D) denotes figures withheld to avoid disclosing data for individual companies; the data are included in broader industry totals. Detailed industries with 100 or more employees are shown if industry was not a (D). For explanation of terms, abbreviations, and data reliability/comparability, see introductory text]

NAICS code	Industry	Number of employees for week including March 12	Payroll (\$1,000)		Total number of establishments	Number of establishments by employment-size class										
			First quarter	Annual		1 to 4	5 to 9	10 to 19	20 to 49	50 to 99	100 to 249	250 to 499	500 to 999	1,000 or more		
<b>51</b>	<b>LEE—Con.</b>															
	<b>Information—Con.</b>															
517	Telecommunications .....	1 932	20 990	80 578	96	41	20	12	12	8	2	1	—	—	—	—
5171	Wired Telecommunications Carriers .....	771	10 699	38 177	40	21	6	6	5	—	1	1	—	—	—	—
51711	Wired Telecommunications Carriers .....	771	10 699	38 177	40	21	6	6	5	—	1	1	—	—	—	—
517110	Wired Telecommunications Carriers .....	771	10 699	38 177	40	21	6	6	5	—	1	1	—	—	—	—
5172	Wireless Telecommunications Carriers (except Satellite) .....	(C)	(D)	(D)	29	11	12	5	1	—	—	—	—	—	—	—
51721	Wireless Telecommunications Carriers (except Satellite) .....	(C)	(D)	(D)	29	11	12	5	1	—	—	—	—	—	—	—
517212	Cellular and Other Wireless Telecommunications .....	190	2 548	10 613	27	10	11	5	1	—	—	—	—	—	—	—
5175	Cable and Other Program Distribution .....	929	7 487	30 644	23	6	2	1	5	8	1	—	—	—	—	—
51751	Cable and Other Program Distribution .....	929	7 487	30 644	23	6	2	1	5	8	1	—	—	—	—	—
517510	Cable and Other Program Distribution .....	929	7 487	30 644	23	6	2	1	5	8	1	—	—	—	—	—
518	Internet Service Providers, Web Search Portals, and Data Processing Serv .....	592	6 456	22 785	36	23	2	3	5	1	2	—	—	—	—	—
5181	Internet Service Providers and Web Search Portals .....	173	2 421	10 164	14	10	1	1	1	—	1	—	—	—	—	—
51811	Internet Service Providers and Web Search Portals .....	173	2 421	10 164	14	10	1	1	1	—	1	—	—	—	—	—
5182	Data Processing, Hosting, and Related Services .....	419	4 035	12 621	22	13	1	2	4	1	1	—	—	—	—	—
51821	Data Processing, Hosting, and Related Services .....	419	4 035	12 621	22	13	1	2	4	1	1	—	—	—	—	—
518210	Data Processing, Hosting, and Related Services .....	419	4 035	12 621	22	13	1	2	4	1	1	—	—	—	—	—
519	Other Information Services .....	356	1 555	7 714	8	4	1	2	—	—	—	1	—	—	—	—
5191	Other Information Services .....	356	1 555	7 714	8	4	1	2	—	—	—	1	—	—	—	—
51919	All Other Information Services .....	(E)	(D)	(D)	3	1	1	—	—	—	—	1	—	—	—	—
<b>52</b>	<b>Finance &amp; insurance .....</b>	<b>5 786</b>	<b>71 683</b>	<b>277 852</b>	<b>866</b>	<b>512</b>	<b>179</b>	<b>125</b>	<b>40</b>	<b>6</b>	<b>4</b>	—	—	—	—	—
522	Credit intermediation & related activities .....	3 386	36 420	150 023	396	180	110	78	21	3	4	—	—	—	—	—
5221	Depository credit intermediation .....	2 513	26 214	107 896	205	45	79	60	14	3	4	—	—	—	—	—
52211	Commercial banking .....	2 351	24 873	102 504	180	35	69	56	13	3	4	—	—	—	—	—
522110	Commercial banking .....	2 351	24 873	102 504	180	35	69	56	13	3	4	—	—	—	—	—
5222	Nondepository credit intermediation .....	563	7 228	30 138	111	74	22	9	6	—	—	—	—	—	—	—
52229	Other nondepository credit intermediation .....	532	6 865	28 369	101	66	20	9	6	—	—	—	—	—	—	—
522292	Real estate credit .....	433	6 096	25 032	70	44	11	9	6	—	—	—	—	—	—	—
5223	Activities related to credit intermediation .....	310	2 978	11 989	80	61	9	9	1	—	—	—	—	—	—	—
52231	Mortgage & nonmortgage brokers .....	243	2 439	9 916	62	47	7	7	1	—	—	—	—	—	—	—
522310	Mortgage & nonmortgage brokers .....	243	2 439	9 916	62	47	7	7	1	—	—	—	—	—	—	—
523	Security, commodity contracts & like activity .....	(F)	(D)	(D)	123	96	11	6	10	—	—	—	—	—	—	—
5231	Secrty & comdty contracts intermed & brokerage .....	419	11 736	41 176	68	50	5	5	8	—	—	—	—	—	—	—
52312	Securities brokerage .....	413	11 710	41 019	59	41	5	5	8	—	—	—	—	—	—	—
523120	Securities brokerage .....	413	11 710	41 019	59	41	5	5	8	—	—	—	—	—	—	—
5239	Other financial investment activities .....	(C)	(D)	(D)	55	46	6	1	2	—	—	—	—	—	—	—
524	Insurance carriers & related activities .....	1 806	19 677	78 180	343	234	56	41	9	3	—	—	—	—	—	—
5241	Insurance carriers .....	548	6 787	25 005	73	41	12	15	4	1	—	—	—	—	—	—
52411	Direct life, health, medical insurance carriers .....	(C)	(D)	(D)	20	13	2	3	1	1	—	—	—	—	—	—
524113	Direct life insurance carriers .....	137	1 141	4 774	11	7	1	2	—	1	—	—	—	—	—	—
52412	Other direct insurance carriers .....	330	4 606	16 643	51	26	10	12	3	—	—	—	—	—	—	—
524126	Direct property & casualty insurance carriers .....	116	2 134	6 878	15	7	4	2	2	—	—	—	—	—	—	—
524127	Direct title insurance carriers .....	204	2 413	9 502	32	16	5	10	1	—	—	—	—	—	—	—
5242	Agencies & other insurance related activities .....	1 258	12 890	53 175	270	193	44	26	5	2	—	—	—	—	—	—
52421	Insurance agencies & brokerages .....	1 142	11 333	47 675	242	173	40	22	5	2	—	—	—	—	—	—
524210	Insurance agencies & brokerages .....	1 142	11 333	47 675	242	173	40	22	5	2	—	—	—	—	—	—
52429	Other insurance related activities .....	116	1 557	5 500	28	20	4	4	—	—	—	—	—	—	—	—
<b>53</b>	<b>Real estate &amp; rental &amp; leasing .....</b>	<b>6 035</b>	<b>46 710</b>	<b>169 851</b>	<b>1 024</b>	<b>774</b>	<b>133</b>	<b>70</b>	<b>33</b>	<b>8</b>	<b>3</b>	<b>2</b>	<b>1</b>	—	—	—
531	Real estate .....	4 027	32 380	116 862	887	709	102	47	23	4	—	1	1	—	—	—
5311	Lessors of real estate .....	1 034	6 326	25 759	215	154	33	18	8	2	—	—	—	—	—	—
53111	Lessors of residential buildings & dwellings .....	308	1 796	7 040	83	57	17	7	2	—	—	—	—	—	—	—
531110	Lessors of residential buildings & dwellings .....	308	1 796	7 040	83	57	17	7	2	—	—	—	—	—	—	—
531112	Lessors of nonres bldg (exc min Warehouses) .....	265	1 482	6 303	52	40	6	4	1	1	—	—	—	—	—	—
5311120	Lessors of nonres bldg (exc min Warehouses) .....	265	1 482	6 303	52	40	6	4	1	1	—	—	—	—	—	—
53119	Lessors of other real estate property .....	373	2 588	10 201	47	28	8	5	5	1	—	—	—	—	—	—
531190	Lessors of other real estate property .....	373	2 588	10 201	47	28	8	5	5	1	—	—	—	—	—	—
5312	Offices of real estate agents & brokers .....	1 358	12 043	52 371	452	376	43	21	12	—	—	—	—	—	—	—
53121	Offices of real estate agents & brokers .....	1 358	12 043	52 371	452	376	43	21	12	—	—	—	—	—	—	—
531210	Offices of real estate agents & brokers .....	1 358	12 043	52 371	452	376	43	21	12	—	—	—	—	—	—	—
5313	Activities related to real estate .....	1 635	14 011	38 732	220	179	26	8	3	2	—	1	1	—	—	—
53131	Real estate property managers .....	1 386	12 140	29 720	109	83	13	7	2	2	—	1	1	—	—	—
531311	Residential property managers .....	423	2 393	9 893	86	68	11	4	1	2	—	—	—	—	—	—
531312	Nonresidential property managers .....	963	9 747	19 827	23	15	2	3	1	—	—	1	1	—	—	—
53132	Offices of real estate appraisers .....	139	1 086	5 583	59	49	10	—	—	—	—	—	—	—	—	—
531320	Offices of real estate appraisers .....	139	1 086	5 583	59	49	10	—	—	—	—	—	—	—	—	—
53139	Other activities related to real estate .....	110	785	3 429	52	47	3	1	1	—	—	—	—	—	—	—
531390	Other activities related to real estate .....	110	785	3 429	52	47	3	1	1	—	—	—	—	—	—	—

See footnotes at end of table.



**Table 6. Counties—Employees, Payroll, and Establishments by Industry: 2003—Con.**

[Excludes most government employees, railroad employees, and self-employed persons. Size class 1 to 4 includes establishments with payroll, but no employees, during mid-March pay period. (D) denotes figures withheld to avoid disclosing data for individual companies; the data are included in broader industry totals. Detailed industries with 100 or more employees are shown if industry was not a (D). For explanation of terms, abbreviations, and data reliability/comparability, see introductory text]

NAICS code	Industry	Number of employees for week including March 12	Payroll (\$1,000)		Total number of establishments	Number of establishments by employment-size class								
			First quarter	Annual		1 to 4	5 to 9	10 to 19	20 to 49	50 to 99	100 to 249	250 to 499	500 to 999	1,000 or more
<b>LEE—Con.</b>														
<b>53</b>	<b>Real estate &amp; rental &amp; leasing—Con.</b>													
532	Rental & leasing services .....	(G)	(D)	(D)	131	60	31	23	10	3	3	1	—	—
5321	Automotive equipment rental & leasing .....	944	5 572	21 188	19	8	3	2	—	3	2	1	—	—
53211	Passenger car rental & leasing .....	898	5 266	19 826	11	4	1	—	—	3	2	1	—	—
532111	Passenger car rental .....	898	5 266	19 826	11	4	1	—	—	3	2	1	—	—
5322	Consumer goods rental .....	(F)	(D)	(D)	74	34	19	14	7	—	—	—	—	—
53223	Video tape & disc rental .....	345	683	2 813	27	5	8	7	7	—	—	—	—	—
532230	Video tape & disc rental .....	345	683	2 813	27	5	8	7	7	—	—	—	—	—
53229	Other consumer goods rental .....	202	1 309	5 202	36	22	7	7	—	—	—	—	—	—
5324	Commercial, industrial equip rental & leasing ...	354	3 679	13 541	29	11	8	7	2	—	1	—	—	—
53241	Const, trans, mining equip rental & leasing ...	(C)	(D)	(D)	11	5	1	3	1	—	1	—	—	—
532412	Const, mining, forestry equip rental & leasing .....	173	2 307	8 302	7	2	1	2	1	—	1	—	—	—
53249	Oth commercial, industrial equip rental, lease .....	160	1 262	4 751	17	5	7	4	1	—	—	—	—	—
532490	Oth commercial, industrial equip rental, lease .....	160	1 262	4 751	17	5	7	4	1	—	—	—	—	—
<b>54</b>	<b>Professional, scientific &amp; technical services</b> .....	<b>8 464</b>	<b>79 115</b>	<b>344 021</b>	<b>1 514</b>	<b>1 107</b>	<b>203</b>	<b>118</b>	<b>67</b>	<b>10</b>	<b>9</b>	—	—	—
541	Professional, scientific & technical services .....	8 464	79 115	344 021	1 514	1 107	203	118	67	10	9	—	—	—
5411	Legal services .....	1 861	22 161	99 098	302	212	46	28	12	2	2	—	—	—
54111	Offices of lawyers .....	1 583	19 882	89 865	256	188	33	21	10	2	2	—	—	—
541110	Offices of lawyers .....	1 583	19 882	89 865	256	188	33	21	10	2	2	—	—	—
541119	Other legal services .....	278	2 279	9 233	46	24	13	7	2	—	—	—	—	—
541191	Title abstract & settlement offices .....	258	2 133	8 432	42	22	12	6	2	—	—	—	—	—
5412	Accounting, tax prep, bookkeep, payroll services .....	1 396	8 807	37 455	248	170	36	26	13	3	—	—	—	—
54121	Accounting, tax prep, bookkeep, payroll services .....	1 396	8 807	37 455	248	170	36	26	13	3	—	—	—	—
541211	Offices of certified public accountants .....	524	4 785	22 436	100	65	19	10	6	—	—	—	—	—
541213	Tax preparation services .....	419	1 141	2 689	43	21	6	9	6	1	—	—	—	—
541219	Other accounting services .....	403	2 305	9 967	98	80	10	6	—	2	—	—	—	—
5413	Architectural, engineering & related services ...	2 159	21 617	95 265	264	160	48	29	22	3	2	—	—	—
54131	Architectural services .....	198	1 836	8 492	51	33	13	5	—	—	—	—	—	—
541310	Architectural services .....	198	1 836	8 492	51	33	13	5	—	—	—	—	—	—
54133	Engineering services .....	1 363	14 447	63 925	119	62	21	14	18	3	1	—	—	—
541330	Engineering services .....	1 363	14 447	63 925	119	62	21	14	18	3	1	—	—	—
54137	Surveying, mapping (exc geophysical) services .....	435	3 979	16 755	37	16	9	7	4	—	1	—	—	—
541370	Surveying, mapping (exc geophysical) services .....	435	3 979	16 755	37	16	9	7	4	—	1	—	—	—
5414	Specialized design services .....	311	2 429	10 313	76	60	10	4	1	1	—	—	—	—
54141	Interior design services .....	229	2 132	9 081	55	44	7	3	—	1	—	—	—	—
541410	Interior design services .....	229	2 132	9 081	55	44	7	3	—	1	—	—	—	—
5415	Computer systems design & related services ...	389	4 075	16 224	113	93	11	5	3	1	—	—	—	—
54151	Computer systems design & related services ...	389	4 075	16 224	113	93	11	5	3	1	—	—	—	—
541511	Custom computer programming services .....	186	2 102	7 612	46	37	4	3	1	1	—	—	—	—
541512	Computer systems design services .....	136	1 151	5 059	48	39	7	1	—	—	—	—	—	—
5416	Management, sci & tech consulting services ...	862	8 249	36 821	272	246	16	5	2	—	3	—	—	—
54161	Management consulting services .....	736	7 014	31 667	226	205	15	2	1	—	3	—	—	—
541611	Admin & gen management consulting services .....	410	3 975	19 184	135	124	9	—	—	—	2	—	—	—
541614	Process, phys dist & log consulting services .....	152	1 211	4 518	12	9	1	1	—	—	1	—	—	—
5417	Scientific R&D services .....	104	842	4 514	14	9	1	2	2	—	—	—	—	—
54171	R&D in physical, engineering & life sciences ...	104	842	4 514	14	9	1	2	2	—	—	—	—	—
541710	R&D in physical, engineering & life sciences .....	104	842	4 514	14	9	1	2	2	—	—	—	—	—
5418	Advertising & related services .....	295	2 607	12 087	78	59	12	5	2	—	—	—	—	—
54189	Other services related to advertising .....	108	738	3 246	21	14	5	1	1	—	—	—	—	—
541890	Other services related to advertising .....	108	738	3 246	21	14	5	1	1	—	—	—	—	—
5419	Oth professional, scientific, technical services ...	1 087	8 328	32 244	147	98	23	14	10	—	2	—	—	—
54191	Marketing research & public opinion polling ...	192	1 081	3 806	7	4	1	1	—	—	1	—	—	—
541910	Marketing research & public opinion polling .....	192	1 081	3 806	7	4	1	1	—	—	1	—	—	—
54194	Veterinary services .....	501	3 233	12 521	51	20	12	11	8	—	—	—	—	—
541940	Veterinary services .....	501	3 233	12 521	51	20	12	11	8	—	—	—	—	—
54199	All oth prof, scientific & technical services ...	312	3 711	14 546	54	45	5	1	2	—	1	—	—	—
541990	All oth prof, scientific & technical services ...	312	3 711	14 546	54	45	5	1	2	—	1	—	—	—
<b>55</b>	<b>Management of companies &amp; enterprises</b> .....	<b>2 195</b>	<b>40 974</b>	<b>166 024</b>	<b>49</b>	<b>17</b>	<b>6</b>	<b>9</b>	<b>5</b>	<b>6</b>	<b>4</b>	<b>2</b>	—	—
551	Management of companies & enterprises .....	2 195	40 974	166 024	49	17	6	9	5	6	4	2	—	—
5511	Management of companies & enterprises .....	2 195	40 974	166 024	49	17	6	9	5	6	4	2	—	—
55111	Management of companies & enterprises .....	2 195	40 974	166 024	49	17	6	9	5	6	4	2	—	—
551114	Corp, subsidiary & regional managing offices .....	2 071	39 289	155 085	40	12	5	9	3	5	4	2	—	—
<b>56</b>	<b>Admin, support, waste mgt, remediation services</b> .....	<b>14 875</b>	<b>76 130</b>	<b>325 968</b>	<b>944</b>	<b>618</b>	<b>146</b>	<b>75</b>	<b>54</b>	<b>26</b>	<b>19</b>	<b>4</b>	—	<b>2</b>
561	Administrative & support services .....	14 496	73 129	314 172	912	604	135	71	53	24	19	4	—	2
5611	Office administrative services .....	249	1 596	8 217	37	34	1	1	—	—	1	—	—	—
56111	Office administrative services .....	249	1 596	8 217	37	34	1	1	—	—	1	—	—	—
561110	Office administrative services .....	249	1 596	8 217	37	34	1	1	—	—	1	—	—	—

See footnotes at end of table.

**Table 6. Counties—Employees, Payroll, and Establishments by Industry: 2003—Con.**

[Excludes most government employees, railroad employees, and self-employed persons. Size class 1 to 4 includes establishments with payroll, but no employees, during mid-March pay period. (D) denotes figures withheld to avoid disclosing data for individual companies; the data are included in broader industry totals. Detailed industries with 100 or more employees are shown if industry was not a (D). For explanation of terms, abbreviations, and data reliability/comparability, see introductory text]

NAICS code	Industry	Number of employees for week including March 12	Payroll (\$1,000)		Total number of establishments	Number of establishments by employment-size class														
			First quarter	Annual		1 to 4	5 to 9	10 to 19	20 to 49	50 to 99	100 to 249	250 to 499	500 to 999	1,000 or more						
<b>56</b>	<b>LEE—Con.</b>																			
	<b>Admin, support, waste mgmt, remediation services—Con.</b>																			
561	Administrative & support services—Con.																			
5613	Employment services	7 509	33 557	147 190	63	16	6	10	7	8	13	1	—	—	—	—	—	—	—	2
56131	Employment placement agencies	2 420	9 149	31 468	12	6	2	1	—	1	1	—	—	—	—	—	—	—	—	1
561310	Employment placement agencies	2 420	9 149	31 468	12	6	2	1	—	1	1	—	—	—	—	—	—	—	—	1
56132	Temporary help services	2 406	9 199	39 546	35	8	1	5	3	7	10	1	—	—	—	—	—	—	—	—
561320	Temporary help services	2 406	9 199	39 546	35	8	1	5	3	7	10	1	—	—	—	—	—	—	—	—
56133	Employee leasing services	2 683	15 209	76 176	16	2	3	4	4	—	2	—	—	—	—	—	—	—	—	1
561330	Employee leasing services	2 683	15 209	76 176	16	2	3	4	4	—	2	—	—	—	—	—	—	—	—	1
5614	Business support services	1 409	10 879	44 225	89	56	14	8	8	1	—	2	—	—	—	—	—	—	—	—
56142	Telephone call centers	520	1 689	8 027	12	6	—	2	3	—	—	1	—	—	—	—	—	—	—	—
561421	Telephone answering services	469	1 481	7 218	6	2	—	1	2	—	—	—	—	—	—	—	—	—	—	—
56143	Business service centers	101	430	1 805	25	19	4	1	1	—	—	—	—	—	—	—	—	—	—	—
56144	Collection agencies	172	2 554	9 745	9	2	2	2	2	1	—	—	—	—	—	—	—	—	—	—
561440	Collection agencies	172	2 554	9 745	9	2	2	2	2	1	—	—	—	—	—	—	—	—	—	—
56149	Other business support services	532	5 642	22 593	18	9	6	—	2	—	—	—	—	—	—	—	—	—	—	—
5615	Travel arrangement & reservation services	267	1 525	6 790	43	32	5	3	1	2	—	—	—	—	—	—	—	—	—	—
56159	Oth travel arrangement & reservation services	123	721	2 789	6	4	—	—	—	—	—	—	—	—	—	—	—	—	—	—
5616	Investigation & security services	1 211	6 238	27 316	59	33	11	3	5	5	1	1	—	—	—	—	—	—	—	—
56161	Investigation, guard & armored car services	974	4 226	18 673	29	16	4	1	2	4	1	1	—	—	—	—	—	—	—	—
561612	Security guards & patrol services	860	3 509	15 735	16	7	3	—	1	3	1	1	—	—	—	—	—	—	—	—
56162	Security systems services	237	2 012	8 643	30	17	7	2	3	1	—	—	—	—	—	—	—	—	—	—
561621	Security systems services (except locksmiths)	193	1 706	7 162	17	9	3	1	3	1	—	—	—	—	—	—	—	—	—	—
5617	Services to buildings & dwellings	3 390	16 619	70 071	579	406	91	44	29	6	3	—	—	—	—	—	—	—	—	—
56171	Exterminating & pest control services	573	3 304	13 856	63	33	12	7	10	1	—	—	—	—	—	—	—	—	—	—
561710	Exterminating & pest control services	573	3 304	13 856	63	33	12	7	10	1	—	—	—	—	—	—	—	—	—	—
56172	Janitorial services	673	2 226	9 260	139	102	21	11	2	3	—	—	—	—	—	—	—	—	—	—
561720	Janitorial services	673	2 226	9 260	139	102	21	11	2	3	—	—	—	—	—	—	—	—	—	—
56173	Landscaping services	1 737	8 952	37 780	285	201	45	22	13	1	3	—	—	—	—	—	—	—	—	—
561730	Landscaping services	1 737	8 952	37 780	285	201	45	22	13	1	3	—	—	—	—	—	—	—	—	—
56174	Carpet & upholstery cleaning services	181	714	2 861	32	23	6	1	1	—	—	—	—	—	—	—	—	—	—	—
561740	Carpet & upholstery cleaning services	181	714	2 861	32	23	6	1	1	—	—	—	—	—	—	—	—	—	—	—
56179	Other services to buildings & dwellings	226	1 423	6 314	60	47	7	3	3	—	—	—	—	—	—	—	—	—	—	—
561790	Other services to buildings & dwellings	226	1 423	6 314	60	47	7	3	3	—	—	—	—	—	—	—	—	—	—	—
5619	Other support services	400	1 955	7 598	36	22	7	2	3	1	1	—	—	—	—	—	—	—	—	—
56199	All other support services	265	1 206	4 624	26	17	6	—	2	—	—	—	—	—	—	—	—	—	—	—
561990	All other support services	265	1 206	4 624	26	17	6	—	2	—	—	—	—	—	—	—	—	—	—	—
562	Waste management & remediation services	379	3 001	11 796	32	14	11	4	1	2	—	—	—	—	—	—	—	—	—	—
5621	Waste collection	249	1 986	8 004	14	6	4	2	—	2	—	—	—	—	—	—	—	—	—	—
56211	Waste collection	249	1 986	8 004	14	6	4	2	—	2	—	—	—	—	—	—	—	—	—	—
562111	Solid waste collection	234	1 924	7 752	9	3	2	2	—	2	—	—	—	—	—	—	—	—	—	—
5629	Remediation & oth waste management services	(C)	(D)	(D)	16	6	7	2	1	—	—	—	—	—	—	—	—	—	—	—
<b>61</b>	<b>Educational services</b>	<b>1 180</b>	<b>7 834</b>	<b>34 739</b>	<b>101</b>	<b>70</b>	<b>11</b>	<b>9</b>	<b>5</b>	<b>3</b>	<b>2</b>	<b>1</b>	—	—	—	—	—	—	—	—
611	Educational services	1 180	7 834	34 739	101	70	11	9	5	3	2	1	—	—	—	—	—	—	—	—
6111	Elementary & secondary schools	691	3 866	14 905	26	7	6	6	2	3	2	—	—	—	—	—	—	—	—	—
61111	Elementary & secondary schools	691	3 866	14 905	26	7	6	6	2	3	2	—	—	—	—	—	—	—	—	—
611110	Elementary & secondary schools	691	3 866	14 905	26	7	6	6	2	3	2	—	—	—	—	—	—	—	—	—
6115	Technical & trade schools	(E)	(D)	(D)	15	12	1	1	—	—	—	—	—	—	—	—	—	—	—	—
61151	Technical & trade schools	(E)	(D)	(D)	15	12	1	1	—	—	—	—	—	—	—	—	—	—	—	—
6116	Other schools & instruction	163	875	3 781	47	40	2	2	3	—	—	—	—	—	—	—	—	—	—	—
<b>62</b>	<b>Health care and social assistance</b>	<b>23 255</b>	<b>197 052</b>	<b>835 798</b>	<b>1 199</b>	<b>577</b>	<b>290</b>	<b>160</b>	<b>107</b>	<b>33</b>	<b>20</b>	<b>7</b>	<b>2</b>	<b>3</b>	—	—	—	—	—	—
621	Ambulatory health care services	9 547	93 230	421 608	957	483	242	131	73	19	7	2	—	—	—	—	—	—	—	—
6211	Offices of physicians	3 973	50 138	239 046	389	173	95	69	39	11	2	—	—	—	—	—	—	—	—	—
62111	Offices of physicians	3 973	50 138	239 046	389	173	95	69	39	11	2	—	—	—	—	—	—	—	—	—
621111	Offices of physicians (exc mental health)	3 828	48 654	230 973	363	155	91	66	39	10	2	—	—	—	—	—	—	—	—	—
621112	Offices of physicians, mental health	145	1 484	8 073	26	18	4	3	—	1	—	—	—	—	—	—	—	—	—	—
6212	Offices of dentists	1 101	10 317	47 389	166	65	68	29	4	—	—	—	—	—	—	—	—	—	—	—
62121	Offices of dentists	1 101	10 317	47 389	166	65	68	29	4	—	—	—	—	—	—	—	—	—	—	—
621210	Offices of dentists	1 101	10 317	47 389	166	65	68	29	4	—	—	—	—	—	—	—	—	—	—	—
6213	Offices of other health practitioners	1 158	8 183	34 462	270	197	56	12	3	1	1	—	—	—	—	—	—	—	—	—
62131	Offices of chiropractors	281	1 600	6 769	86	64	19	3	—	—	—	—	—	—	—	—	—	—	—	—
621310	Offices of chiropractors	281	1 600	6 769	86	64	19	3	—	—	—	—	—	—	—	—	—	—	—	—
62132	Offices of optometrists	318	2 440	9 219	42	29	10	2	—	—	—	—	—	—	—	—	—	—	—	—
621320	Offices of optometrists	318	2 440	9 219	42	29	10	2	—	—	—	—	—	—	—	—	—	—	—	—
62134	Offices of PT, OT, speech therapy & audiology	273	1 971	8 282	57	39	11	5	2	—	—	—	—	—	—	—	—	—	—	—
621340	Offices of PT, OT, speech therapy & audiology	273	1 971	8 282	57	39	11	5	2	—	—	—	—	—	—	—	—	—	—	—
62139	Offices of all other health practitioners	227	1 790	8 613	61	45	13	1	1	—	—	—	—	—						

**Table 6. Counties—Employees, Payroll, and Establishments by Industry: 2003—Con.**

[Excludes most government employees, railroad employees, and self-employed persons. Size class 1 to 4 includes establishments with payroll, but no employees, during mid-March pay period. (D) denotes figures withheld to avoid disclosing data for individual companies; the data are included in broader industry totals. Detailed industries with 100 or more employees are shown if industry was not a (D). For explanation of terms, abbreviations, and data reliability/comparability, see introductory text]

NAICS code	Industry	Number of employees for week including March 12	Payroll (\$1,000)		Total number of establishments	Number of establishments by employment-size class											
			First quarter	Annual		1 to 4	5 to 9	10 to 19	20 to 49	50 to 99	100 to 249	250 to 499	500 to 999	1,000 or more			
<b>62</b>	<b>LEE—Con.</b>																
	<b>Health care and social assistance—Con.</b>																
621	Ambulatory health care services—Con.																
6216	Home health care services . . . . .	1 232	7 380	30 747	33	14	1	4	9	1	4	—	—	—	—	—	—
62161	Home health care services . . . . .	1 232	7 380	30 747	33	14	1	4	9	1	4	—	—	—	—	—	—
621610	Home health care services . . . . .	1 232	7 380	30 747	33	14	1	4	9	1	4	—	—	—	—	—	—
622	Hospitals . . . . .	7 767	72 074	285 906	10	1	—	1	1	—	—	3	1	3			
6221	General medical & surgical hospitals . . . . .	7 767	72 074	285 906	10	1	—	1	1	—	—	3	1	3			
62211	General medical & surgical hospitals . . . . .	7 767	72 074	285 906	10	1	—	1	1	—	—	3	1	3			
622110	General medical & surgical hospitals . . . . .	7 767	72 074	285 906	10	1	—	1	1	—	—	3	1	3			
623	Nursing & residential care facilities . . . . .	4 002	23 052	92 366	71	23	12	3	10	8	12	2	1	—			
6231	Nursing care facilities . . . . .	1 731	10 353	48 207	19	5	—	1	1	2	10	—	—	—			
62311	Nursing care facilities . . . . .	1 731	10 353	48 207	19	5	—	1	1	2	10	—	—	—			
623110	Nursing care facilities . . . . .	1 731	10 353	48 207	19	5	—	1	1	2	10	—	—	—			
6232	Residential mental retardation, health facil . . . . . (E)	(D)	(D)	(D)	12	2	6	—	2	1	1	—	—	—			
62321	Residential mental retardation facilities . . . . .	221	862	3 632	10	2	6	—	—	1	1	—	—	—			
623210	Residential mental retardation facilities . . . . .	221	862	3 632	10	2	6	—	—	1	1	—	—	—			
6233	Community care facilities for the elderly . . . . .	1 980	11 415	38 884	35	13	4	2	7	5	1	2	1	—			
62331	Community care facilities for the elderly . . . . .	1 980	11 415	38 884	35	13	4	2	7	5	1	2	1	—			
623311	Continuing care retirement communities . . . . .	1 126	7 444	28 242	7	3	—	—	1	—	1	1	1	—			
623312	Homes for the elderly . . . . .	854	3 971	10 642	28	10	4	2	6	5	—	1	—	—			
624	Social assistance . . . . .	1 939	8 696	35 918	161	70	36	25	23	6	1	—	—	—			
6241	Individual & family services . . . . .	605	3 397	13 704	61	36	12	3	7	3	—	—	—	—			
62411	Child & youth services . . . . .	134	801	3 160	10	5	—	1	4	—	—	—	—	—			
624110	Child & youth services . . . . .	134	801	3 160	10	5	—	1	4	—	—	—	—	—			
62412	Services for elderly & disabled persons . . . . .	192	1 036	4 386	17	9	5	1	—	2	—	—	—	—			
624120	Services for elderly & disabled persons . . . . .	192	1 036	4 386	17	9	5	1	—	2	—	—	—	—			
62419	Other individual & family services . . . . .	279	1 560	6 158	34	22	7	1	3	1	—	—	—	—			
624190	Other individual & family services . . . . .	279	1 560	6 158	34	22	7	1	3	1	—	—	—	—			
6242	Community, emergency & other relief services . . . . .	125	757	2 980	11	6	—	3	1	1	—	—	—	—			
6243	Vocational rehabilitation services . . . . .	224	978	4 230	7	5	—	1	—	—	1	—	—	—			
62431	Vocational rehabilitation services . . . . .	224	978	4 230	7	5	—	1	—	—	1	—	—	—			
624310	Vocational rehabilitation services . . . . .	224	978	4 230	7	5	—	1	—	—	1	—	—	—			
6244	Child day care services . . . . .	985	3 564	15 004	82	23	24	18	15	2	—	—	—	—			
62441	Child day care services . . . . .	985	3 564	15 004	82	23	24	18	15	2	—	—	—	—			
624410	Child day care services . . . . .	985	3 564	15 004	82	23	24	18	15	2	—	—	—	—			
<b>71</b>	<b>Arts, entertainment &amp; recreation</b> . . . . .	<b>4 854</b>	<b>22 946</b>	<b>78 729</b>	<b>214</b>	<b>105</b>	<b>32</b>	<b>25</b>	<b>20</b>	<b>18</b>	<b>13</b>	<b>1</b>	<b>—</b>	<b>—</b>			
711	Performing arts, spectator sports & related industries . . . . .	1 215	5 236	14 031	60	46	4	1	3	2	3	1	—	—			
7111	Performing arts companies . . . . .	268	717	1 836	13	9	—	1	2	—	1	—	—	—			
71111	Theater companies & dinner theaters . . . . .	249	608	1 404	8	5	—	—	2	—	1	—	—	—			
711110	Theater companies & dinner theaters . . . . .	249	608	1 404	8	5	—	—	2	—	1	—	—	—			
7112	Spectator sports . . . . .	491	1 330	4 303	10	4	2	—	1	1	2	—	—	—			
71121	Spectator sports . . . . .	491	1 330	4 303	10	4	2	—	1	1	2	—	—	—			
711211	Sports teams and clubs . . . . .	243	469	1 231	4	1	1	—	—	1	1	—	—	—			
7113	Promoters of entertainment events . . . . .	415	1 445	4 649	10	7	1	—	—	1	—	1	—	—			
71131	Promoters of entertainment events with facility . . . . . (E)	(D)	(D)	(D)	4	2	—	—	—	1	—	1	—	—			
713	Amusement, gambling & recreation industries . . . . .	3 582	17 389	63 482	146	57	24	22	17	16	10	—	—	—			
7132	Gambling industries . . . . . (C)	(D)	(D)	(D)	6	2	1	2	—	—	1	—	—	—			
71321	Casinos (except hotel casinos) . . . . . (C)	(D)	(D)	(D)	1	—	—	—	—	—	1	—	—	—			
7139	Other amusement & recreation industries . . . . .	3 336	16 042	58 545	135	52	23	19	17	15	9	—	—	—			
71391	Golf courses & country clubs . . . . .	2 359	12 872	45 545	33	—	1	2	10	12	8	—	—	—			
713910	Golf courses & country clubs . . . . .	2 359	12 872	45 545	33	—	1	2	10	12	8	—	—	—			
71393	Marinas . . . . .	218	830	3 341	18	6	5	5	1	1	—	—	—	—			
713930	Marinas . . . . .	218	830	3 341	18	6	5	5	1	1	—	—	—	—			
71394	Fitness & recreational sports centers . . . . .	533	1 428	6 064	50	28	7	8	4	2	1	—	—	—			
713940	Fitness & recreational sports centers . . . . .	533	1 428	6 064	50	28	7	8	4	2	1	—	—	—			
71399	All other amusement & recreation industries . . . . .	146	662	2 625	27	16	8	2	1	—	—	—	—	—			
713990	All other amusement & recreation industries . . . . .	146	662	2 625	27	16	8	2	1	—	—	—	—	—			
<b>72</b>	<b>Accommodation &amp; food services</b> . . . . .	<b>19 943</b>	<b>71 522</b>	<b>266 793</b>	<b>965</b>	<b>346</b>	<b>149</b>	<b>163</b>	<b>203</b>	<b>79</b>	<b>21</b>	<b>2</b>	<b>2</b>	<b>—</b>			
721	Accommodation . . . . .	5 067	25 001	91 871	136	48	17	17	36	6	8	2	2	—			
7211	Traveler accommodation . . . . .	4 910	24 318	89 364	122	43	14	13	34	6	8	2	2	—			
72111	Hotels (exc casino hotels) & motels . . . . .	4 783	24 012	87 881	118	40	14	13	34	6	7	2	2	—			
721110	Hotels (exc casino hotels) & motels . . . . .	4 783	24 012	87 881	118	40	14	13	34	6	7	2	2	—			
72119	Other traveler accommodation . . . . .	127	306	1 483	4	3	—	—	—	—	1	—	—	—			
7212	RV parks & recreational camps . . . . .	157	683	2 507	14	5	3	4	2	—	—	—	—	—			
72121	RV parks & recreational camps . . . . .	157	683	2 507	14	5	3	4	2	—	—	—	—	—			
721211	RV parks & campgrounds . . . . .	157	683	2 507	14	5	3	4	2	—	—	—	—	—			
722	Food services & drinking places . . . . .	14 876	46 521	174 922	829	298	132	146	167	73	13	—	—	—			
7221	Full-service restaurants . . . . .	9 770	32 761	119 279	441	147	66	70	89	57	12	—	—	—			
72211	Full-service restaurants . . . . .	9 770	32 761	119 279	441	147	66	70	89	57	12	—	—	—			
722110	Full-service restaurants . . . . .	9 770	32 761	119 279	441	147	66	70	89	57	12	—	—	—			
7222	Limited-service eating places . . . . .	4 493	11 743	47 085	319	123	43	64	74	14	1	—	—	—			
72221	Limited-service eating places . . . . .	4 493	11 743	47 085	319	123	43	64	74	14	1	—	—	—			
722211	Limited-service restaurants . . . . .	4 075	10 694	43 269	273	96	36	55	74	11	1	—	—	—			
722212	Cafeterias . . . . .	141	472	1 643	5	3	—	—	—	2	—	—	—	—			
722213	Snack & nonalcoholic beverage bars . . . . .	277	577	2 173	41	24	7	9	—	1	—	—	—	—			
7223	Special food services . . . . .	198	991	3 559	22	8	9	3	1	1	—	—	—	—			
72231	Food service contractors . . . . .	145	816														

**Table 6. Counties—Employees, Payroll, and Establishments by Industry: 2003—Con.**

[Excludes most government employees, railroad employees, and self-employed persons. Size class 1 to 4 includes establishments with payroll, but no employees, during mid-March pay period. (D) denotes figures withheld to avoid disclosing data for individual companies; the data are included in broader industry totals. Detailed industries with 100 or more employees are shown if industry was not a (D). For explanation of terms, abbreviations, and data reliability/comparability, see introductory text]

NAICS code	Industry	Number of employees for week including March 12	Payroll (\$1,000)		Total number of establishments	Number of establishments by employment-size class								
			First quarter	Annual		1 to 4	5 to 9	10 to 19	20 to 49	50 to 99	100 to 249	250 to 499	500 to 999	1,000 or more
<b>LEE—Con.</b>														
<b>81</b>	<b>Other services (except public administration)</b>	<b>7 764</b>	<b>39 905</b>	<b>160 429</b>	<b>1 352</b>	<b>860</b>	<b>278</b>	<b>148</b>	<b>56</b>	<b>8</b>	<b>2</b>	—	—	—
811	Repair & maintenance	2 106	13 551	55 427	470	316	100	41	12	1	—	—	—	—
8111	Automotive repair & maintenance	1 525	9 948	40 392	298	183	74	31	9	1	—	—	—	—
81111	Automotive mechanical & electrical R&M	841	5 486	22 560	187	124	45	13	5	—	—	—	—	—
811111	General automotive repair	694	4 569	18 834	152	98	39	11	4	—	—	—	—	—
81112	Automotive body, paint, interior & glass repair	419	3 213	13 010	65	34	14	14	3	—	—	—	—	—
811121	Automotive body, paint & interior R&M	385	2 947	11 859	56	29	10	14	3	—	—	—	—	—
81119	Other automotive R&M	265	1 249	4 822	46	25	15	4	1	1	—	—	—	—
811192	Car washes	160	564	2 151	27	18	6	1	1	1	—	—	—	—
8112	Electronic & precision equipment R&M	110	757	2 923	24	16	4	3	1	—	—	—	—	—
81121	Electronic & precision equipment R&M	110	757	2 923	24	16	4	3	1	—	—	—	—	—
8113	Commercial equipment (exc auto & elec) R&M	161	1 181	5 106	47	36	6	5	—	—	—	—	—	—
81131	Commercial equipment (exc auto & elec) R&M	161	1 181	5 106	47	36	6	5	—	—	—	—	—	—
811310	Commercial equipment (exc auto & elec) R&M	161	1 181	5 106	47	36	6	5	—	—	—	—	—	—
8114	Personal & household goods R&M	310	1 665	7 006	101	81	16	2	2	—	—	—	—	—
81141	Home, garden equipment & appliance R&M	114	668	2 860	25	20	2	1	2	—	—	—	—	—
81149	Other personal & household goods R&M	149	773	3 161	60	50	9	1	—	—	—	—	—	—
811490	Other personal & household goods R&M	149	773	3 161	60	50	9	1	—	—	—	—	—	—
812	Personal & laundry services	2 001	9 306	35 416	386	250	76	42	16	2	—	—	—	—
8121	Personal care services	1 153	5 495	19 536	234	146	59	19	9	1	—	—	—	—
81211	Hair, nail & skin care services	1 048	5 185	18 154	204	125	51	18	9	1	—	—	—	—
812112	Beauty salons	1 013	5 086	17 753	192	116	49	17	9	1	—	—	—	—
81219	Other personal care services	105	310	1 382	30	21	8	1	—	—	—	—	—	—
8122	Death care services	185	900	3 572	20	6	5	8	1	—	—	—	—	—
81221	Funeral homes	(C)	(D)	(D)	16	6	3	7	—	—	—	—	—	—
8123	Drycleaning & laundry services	390	1 872	8 044	48	25	6	12	5	—	—	—	—	—
81232	Drycleaning & laundry services (exc coin-op)	233	775	3 253	30	17	3	7	3	—	—	—	—	—
812320	Drycleaning & laundry services (exc coin-op)	233	775	3 253	30	17	3	7	3	—	—	—	—	—
81233	Linen & uniform supply	101	953	4 232	6	—	1	3	2	—	—	—	—	—
8129	Other personal services	273	1 039	4 264	84	73	6	3	1	1	—	—	—	—
81299	All other personal services	141	496	1 926	51	47	2	1	—	1	—	—	—	—
812990	All other personal services	141	496	1 926	51	47	2	1	—	1	—	—	—	—
813	Religious, grantmaking, civic, prof & like organizations	3 657	17 048	69 586	496	294	102	65	28	5	2	—	—	—
8131	Religious organizations	1 983	8 224	35 142	225	116	53	37	15	3	1	—	—	—
81311	Religious organizations	1 983	8 224	35 142	225	116	53	37	15	3	1	—	—	—
813110	Religious organizations	1 983	8 224	35 142	225	116	53	37	15	3	1	—	—	—
8132	Grantmaking & giving services	119	882	2 852	22	15	3	3	1	—	—	—	—	—
81321	Grantmaking & giving services	119	882	2 852	22	15	3	3	1	—	—	—	—	—
8133	Social advocacy organizations	141	723	2 988	16	8	3	3	2	—	—	—	—	—
81331	Social advocacy organizations	141	723	2 988	16	8	3	3	2	—	—	—	—	—
8134	Civic & social organizations	278	818	3 831	50	25	19	4	2	—	—	—	—	—
81341	Civic & social organizations	278	818	3 831	50	25	19	4	2	—	—	—	—	—
813410	Civic & social organizations	278	818	3 831	50	25	19	4	2	—	—	—	—	—
8139	Business, labor, political, like organizations	1 136	6 401	24 773	183	130	24	18	8	2	1	—	—	—
81399	Oth similar organizations (exc business, prof, labor, pol)	957	5 031	19 196	139	96	19	14	7	2	1	—	—	—
813990	Oth similar organizations (exc business, prof, labor, pol)	957	5 031	19 196	139	96	19	14	7	2	1	—	—	—
<b>99</b>	<b>Unclassified establishments</b>	<b>37</b>	<b>150</b>	<b>726</b>	<b>30</b>	<b>29</b>	<b>—</b>	<b>1</b>	<b>—</b>	<b>—</b>	<b>—</b>	<b>—</b>	<b>—</b>	<b>—</b>
<b>LEON</b>														
	<b>Total</b>	<b>95 741</b>	<b>630 336</b>	<b>2 654 309</b>	<b>6 847</b>	<b>3 544</b>	<b>1 307</b>	<b>988</b>	<b>631</b>	<b>236</b>	<b>115</b>	<b>19</b>	<b>3</b>	<b>4</b>
<b>11</b>	<b>Forestry, fishing, hunting, and agriculture support</b>	<b>123</b>	<b>636</b>	<b>2 661</b>	<b>15</b>	<b>7</b>	<b>7</b>	<b>—</b>	<b>—</b>	<b>1</b>	<b>—</b>	<b>—</b>	<b>—</b>	<b>—</b>
<b>21</b>	<b>Mining</b>	<b>24</b>	<b>139</b>	<b>479</b>	<b>3</b>	<b>2</b>	<b>—</b>	<b>—</b>	<b>1</b>	<b>—</b>	<b>—</b>	<b>—</b>	<b>—</b>	<b>—</b>
<b>22</b>	<b>Utilities</b>	<b>106</b>	<b>1 276</b>	<b>5 344</b>	<b>8</b>	<b>5</b>	<b>2</b>	<b>—</b>	<b>—</b>	<b>1</b>	<b>—</b>	<b>—</b>	<b>—</b>	<b>—</b>
221	Utilities	106	1 276	5 344	8	5	2	—	—	1	—	—	—	—
<b>23</b>	<b>Construction</b>	<b>6 679</b>	<b>47 936</b>	<b>175 236</b>	<b>585</b>	<b>342</b>	<b>100</b>	<b>75</b>	<b>44</b>	<b>18</b>	<b>5</b>	<b>—</b>	<b>—</b>	<b>1</b>
236	Construction of Buildings	2 484	19 305	55 003	173	125	23	12	6	4	2	—	—	1
2361	Residential Building Construction	498	3 753	18 176	137	112	14	7	2	2	—	—	—	—
23611	Residential Building Construction	498	3 753	18 176	137	112	14	7	2	2	—	—	—	—
236115	New Single-Family Housing Construction (except Operative Builders)	314	2 238	11 847	85	72	6	4	2	1	—	—	—	—
2362	Nonresidential Building Construction	1 986	15 552	36 827	36	13	9	5	4	2	2	—	—	1
23621	Industrial Building Construction	(G)	(D)	(D)	3	1	—	—	—	—	1	—	—	1
23622	Commercial and Institutional Building Construction	(F)	(D)	(D)	33	12	9	5	4	2	1	—	—	—

See footnotes at end of table.

**Table 6. Counties—Employees, Payroll, and Establishments by Industry: 2003—Con.**

[Excludes most government employees, railroad employees, and self-employed persons. Size class 1 to 4 includes establishments with payroll, but no employees, during mid-March pay period. (D) denotes figures withheld to avoid disclosing data for individual companies; the data are included in broader industry totals. Detailed industries with 100 or more employees are shown if industry was not a (D). For explanation of terms, abbreviations, and data reliability/comparability, see introductory text]

NAICS code	Industry	Number of employees for week including March 12	Payroll (\$1,000)		Total number of establishments	Number of establishments by employment-size class										
			First quarter	Annual		1 to 4	5 to 9	10 to 19	20 to 49	50 to 99	100 to 249	250 to 499	500 to 999	1,000 or more		
<b>23</b>	<b>LEON—Con.</b>															
	<b>Construction—Con.</b>															
237	Heavy and Civil Engineering Construction .....	599	6 173	22 399	35	16	7	3	6	2	1	-	-	-	-	-
2371	Utility System Construction .....	373	2 103	9 444	19	7	5	2	4	-	1	-	-	-	-	-
23711	Water and Sewer Line and Related Structures Construction .....	149	873	4 091	12	4	3	2	3	-	-	-	-	-	-	-
237110	Water and Sewer Line and Related Structures Construction .....	149	873	4 091	12	4	3	2	3	-	-	-	-	-	-	-
23713	Power and Communication Line and Related Structures Construction .....	224	1 230	5 353	7	3	2	-	1	-	1	-	-	-	-	-
237130	Power and Communication Line and Related Structures Construction .....	224	1 230	5 353	7	3	2	-	1	-	1	-	-	-	-	-
2373	Highway, Street, and Bridge Construction .....	169	2 015	8 155	6	2	-	1	1	2	-	-	-	-	-	-
23731	Highway, Street, and Bridge Construction .....	169	2 015	8 155	6	2	-	1	1	2	-	-	-	-	-	-
237310	Highway, Street, and Bridge Construction ..	169	2 015	8 155	6	2	-	1	1	2	-	-	-	-	-	-
238	Specialty Trade Contractors .....	3 596	22 458	97 834	377	201	70	60	32	12	2	-	-	-	-	-
2381	Foundation, Structure, and Building Exterior Contractors .....	810	3 966	17 094	95	50	20	17	5	2	1	-	-	-	-	-
23811	Poured Concrete Foundation and Structure Contractors .....	239	1 117	4 682	22	8	7	4	1	2	-	-	-	-	-	-
238110	Poured Concrete Foundation and Structure Contractors .....	239	1 117	4 682	22	8	7	4	1	2	-	-	-	-	-	-
23814	Masonry Contractors .....	216	1 188	5 034	17	9	3	3	1	-	1	-	-	-	-	-
238140	Masonry Contractors .....	216	1 188	5 034	17	9	3	3	1	-	1	-	-	-	-	-
23816	Roofing Contractors .....	186	823	3 805	20	8	6	3	3	-	-	-	-	-	-	-
238160	Roofing Contractors .....	186	823	3 805	20	8	6	3	3	-	-	-	-	-	-	-
2382	Building Equipment Contractors .....	1 784	12 228	52 616	143	63	27	24	21	8	-	-	-	-	-	-
23821	Electrical Contractors .....	708	4 707	20 951	59	28	11	7	10	3	-	-	-	-	-	-
238210	Electrical Contractors .....	708	4 707	20 951	59	28	11	7	10	3	-	-	-	-	-	-
23822	Plumbing, Heating, and Air-Conditioning Contractors .....	1 027	7 081	29 844	75	29	14	17	10	5	-	-	-	-	-	-
238220	Plumbing, Heating, and Air-Conditioning Contractors .....	1 027	7 081	29 844	75	29	14	17	10	5	-	-	-	-	-	-
2383	Building Finishing Contractors .....	628	3 637	15 598	96	60	18	11	5	2	-	-	-	-	-	-
23831	Drywall and Insulation Contractors .....	353	2 371	9 938	27	8	7	7	4	1	-	-	-	-	-	-
238310	Drywall and Insulation Contractors .....	353	2 371	9 938	27	8	7	7	4	1	-	-	-	-	-	-
23832	Painting and Wall Covering Contractors .....	190	822	3 545	35	24	6	3	1	1	-	-	-	-	-	-
238320	Painting and Wall Covering Contractors .....	190	822	3 545	35	24	6	3	1	1	-	-	-	-	-	-
2389	Other Specialty Trade Contractors .....	374	2 627	12 526	43	28	5	8	1	-	1	-	-	-	-	-
23891	Site Preparation Contractors .....	241	1 919	8 982	15	8	2	4	-	-	-	-	-	-	-	-
238910	Site Preparation Contractors .....	241	1 919	8 982	15	8	2	4	-	-	1	-	-	-	-	-
23899	All Other Specialty Trade Contractors .....	133	708	3 544	28	20	3	4	1	-	-	-	-	-	-	-
238990	All Other Specialty Trade Contractors .....	133	708	3 544	28	20	3	4	1	-	-	-	-	-	-	-
<b>31-33</b>	<b>Manufacturing .....</b>	<b>2 003</b>	<b>16 201</b>	<b>67 862</b>	<b>105</b>	<b>50</b>	<b>18</b>	<b>21</b>	<b>7</b>	<b>4</b>	<b>5</b>	-	-	-	-	-
323	Printing & related support activities .....	421	3 122	13 565	32	15	7	6	3	-	1	-	-	-	-	-
3231	Printing & related support activities .....	421	3 122	13 565	32	15	7	6	3	-	1	-	-	-	-	-
32311	Printing .....	392	2 911	12 740	28	13	6	5	3	-	1	-	-	-	-	-
323110	Commercial lithographic printing .....	152	1 343	5 553	13	6	2	2	3	-	-	-	-	-	-	-
332	Fabricated metal product mfg .....	101	768	3 213	8	2	2	3	1	-	-	-	-	-	-	-
333	Machinery mfg .....	117	1 120	4 587	5	1	2	1	-	1	-	-	-	-	-	-
334	Computer & electronic product mfg .....	484	4 561	21 394	5	2	-	-	1	-	2	-	-	-	-	-
3342	Communications equipment mfg .....	(C)	(D)	(D)	1	-	-	-	-	-	1	-	-	-	-	-
33422	Radio, TV broadcast & wireless comm equip mfg .....	(C)	(D)	(D)	1	-	-	-	-	-	1	-	-	-	-	-
3344	Semiconductor & oth electronic component mfg .....	(E)	(D)	(D)	2	-	-	-	1	-	1	-	-	-	-	-
33441	Semiconductor & oth electronic component mfg .....	(E)	(D)	(D)	2	-	-	-	1	-	1	-	-	-	-	-
336	Transportation equipment mfg .....	367	2 841	9 632	5	-	-	2	1	1	1	-	-	-	-	-
3363	Motor vehicle parts mfg .....	(E)	(D)	(D)	3	-	-	2	-	-	1	-	-	-	-	-
33631	Motor vehicle gas engine & engine parts mfg ..	(C)	(D)	(D)	1	-	-	-	-	-	1	-	-	-	-	-
337	Furniture & related product mfg .....	187	1 416	5 425	8	4	-	2	1	-	1	-	-	-	-	-
3379	Other furniture related product mfg .....	(C)	(D)	(D)	1	-	-	-	-	-	1	-	-	-	-	-
33792	Blind & shade mfg .....	(C)	(D)	(D)	1	-	-	-	-	-	1	-	-	-	-	-
<b>42</b>	<b>Wholesale trade .....</b>	<b>2 840</b>	<b>25 498</b>	<b>99 846</b>	<b>271</b>	<b>119</b>	<b>65</b>	<b>51</b>	<b>27</b>	<b>8</b>	<b>1</b>	-	-	-	-	-
423	Merchant Wholesalers, Durable Goods .....	1 660	16 511	64 769	172	67	46	38	18	3	-	-	-	-	-	-
4231	Motor Vehicle and Motor Vehicle Parts and Supplies Merchant Wholesalers .....	251	1 343	6 125	21	5	6	6	4	-	-	-	-	-	-	-
4232	Furniture and Home Furnishing Merchant Wholesalers .....	111	818	3 694	13	5	3	4	1	-	-	-	-	-	-	-
4233	Lumber and Other Construction Materials Merchant Wholesalers .....	209	1 607	6 849	18	6	6	3	2	1	-	-	-	-	-	-
42331	Lumber, Plywood, Millwork, and Wood Panel Merchant Wholesalers .....	172	1 382	5 860	10	1	4	2	2	1	-	-	-	-	-	-
423310	Lumber, Plywood, Millwork, and Wood Panel Merchant Wholesalers .....	172	1 382	5 860	10	1	4	2	2	1	-	-	-	-	-	-
4234	Professional and Commercial Equipment and Supplies Merchant Wholesalers .....	374	6 437	21 825	40	19	8	8	4	1	-	-	-	-	-	-
42342	Office Equipment Merchant Wholesalers .....	149	1 499	5 752	13	2	4	5	2	-	-	-	-	-	-	-
423420	Office Equipment Merchant Wholesalers ..	149	1 499	5 752	13	2	4	5	2	-	-	-	-	-	-	-
42343	Computer and Computer Peripheral Equipment and Software Merchant Wholesa .....	166	4 398	13 795	18	10	4	2	1	1	-	-	-	-	-	-
423430	Computer and Computer Peripheral Equipment and Software Merchant Wholesa .....	166	4 398	13 795	18	10	4	2	1	1	-	-	-	-	-	-

See footnotes at end of table.

**Table 6. Counties—Employees, Payroll, and Establishments by Industry: 2003—Con.**

[Excludes most government employees, railroad employees, and self-employed persons. Size class 1 to 4 includes establishments with payroll, but no employees, during mid-March pay period. (D) denotes figures withheld to avoid disclosing data for individual companies; the data are included in broader industry totals. Detailed industries with 100 or more employees are shown if industry was not a (D). For explanation of terms, abbreviations, and data reliability/comparability, see introductory text]

NAICS code	Industry	Number of employees for week including March 12	Payroll (\$1,000)		Total number of establishments	Number of establishments by employment-size class									
			First quarter	Annual		1 to 4	5 to 9	10 to 19	20 to 49	50 to 99	100 to 249	250 to 499	500 to 999	1,000 or more	
<b>LEON—Con.</b>															
<b>42 Wholesale trade—Con.</b>															
<b>423 Merchant Wholesalers, Durable Goods—Con.</b>															
4236	Electrical and Electronic Goods Merchant Wholesalers.....	214	1 875	8 106	23	12	3	4	4	—	—	—	—	—	
42361	Electrical Apparatus and Equipment, Wiring Supplies, and Related Equipme.....	166	1 526	6 180	13	4	2	4	3	—	—	—	—	—	
423610	Electrical Apparatus and Equipment, Wiring Supplies, and Related Equipme.....	166	1 526	6 180	13	4	2	4	3	—	—	—	—	—	
4237	Hardware, and Plumbing and Heating Equipment and Supplies Merchant Whole.....	162	1 396	5 552	18	4	9	3	2	—	—	—	—	—	
4238	Machinery, Equipment, and Supplies Merchant Wholesalers.....	230	2 138	8 735	23	10	6	5	1	1	—	—	—	—	
42381	Construction and Mining (except Oil Well) Machinery and Equipment Mercha.....	(C)	(D)	(D)	3	1	—	—	1	1	—	—	—	—	
424	Merchant Wholesalers, Nondurable Goods.....	1 125	8 587	33 417	80	36	17	13	8	5	1	—	—	—	
4241	Paper and Paper Product Merchant Wholesalers.....	165	1 875	7 255	15	7	3	2	3	—	—	—	—	—	
42412	Stationery and Office Supplies Merchant Wholesalers.....	116	1 062	4 083	10	4	3	1	2	—	—	—	—	—	
424120	Stationery and Office Supplies Merchant Wholesalers.....	116	1 062	4 083	10	4	3	1	2	—	—	—	—	—	
4244	Grocery and Related Product Wholesalers.....	418	2 894	10 557	19	9	1	3	3	2	1	—	—	—	
42449	Other Grocery and Related Products Merchant Wholesalers.....	246	1 615	6 107	7	4	1	—	—	1	1	—	—	—	
424490	Other Grocery and Related Products Merchant Wholesalers.....	246	1 615	6 107	7	4	1	—	—	1	1	—	—	—	
4247	Petroleum and Petroleum Products Merchant Wholesalers.....	100	892	3 824	3	—	—	2	—	1	—	—	—	—	
4248	Beer, Wine, and Distilled Alcoholic Beverage Merchant Wholesalers.....	(C)	(D)	(D)	5	1	2	1	—	1	—	—	—	—	
4249	Miscellaneous Nondurable Goods Merchant Wholesalers.....	193	1 286	4 307	17	9	4	2	1	1	—	—	—	—	
42499	Other Miscellaneous Nondurable Goods Merchant Wholesalers.....	104	563	1 754	7	4	1	1	—	1	—	—	—	—	
424990	Other Miscellaneous Nondurable Goods Merchant Wholesalers.....	104	563	1 754	7	4	1	1	—	1	—	—	—	—	
<b>44-45</b>	<b>Retail trade.....</b>	<b>16 461</b>	<b>70 111</b>	<b>294 017</b>	<b>1 004</b>	<b>401</b>	<b>271</b>	<b>165</b>	<b>100</b>	<b>33</b>	<b>28</b>	<b>5</b>	<b>1</b>	<b>—</b>	
441	Motor vehicle & parts dealers.....	1 754	13 360	58 175	125	54	28	20	14	6	3	—	—	—	
4411	Automobile dealers.....	1 199	9 847	43 149	56	33	2	1	11	6	3	—	—	—	
44111	New car dealers.....	1 141	9 553	41 903	27	6	1	—	11	6	3	—	—	—	
441110	New car dealers.....	1 141	9 553	41 903	27	6	1	—	11	6	3	—	—	—	
4413	Automotive parts, accessories & tire stores.....	496	3 161	13 496	60	17	24	17	2	—	—	—	—	—	
44131	Automotive parts, accessories & tire stores.....	242	1 354	5 993	36	15	13	8	—	—	—	—	—	—	
441310	Automotive parts, accessories & tire stores.....	242	1 354	5 993	36	15	13	8	—	—	—	—	—	—	
44132	Tire dealers.....	254	1 807	7 503	24	2	11	9	2	—	—	—	—	—	
441320	Tire dealers.....	254	1 807	7 503	24	2	11	9	2	—	—	—	—	—	
442	Furniture & home furnishing stores.....	510	2 721	12 587	61	28	16	11	5	1	—	—	—	—	
4421	Furniture stores.....	216	1 349	6 213	26	15	4	4	2	1	—	—	—	—	
44211	Furniture stores.....	216	1 349	6 213	26	15	4	4	2	1	—	—	—	—	
442110	Furniture stores.....	216	1 349	6 213	26	15	4	4	2	1	—	—	—	—	
4422	Home furnishings stores.....	294	1 372	6 374	35	13	12	7	3	—	—	—	—	—	
44221	Floor covering stores.....	138	782	3 697	15	4	5	5	1	—	—	—	—	—	
442210	Floor covering stores.....	138	782	3 697	15	4	5	5	1	—	—	—	—	—	
44229	Other home furnishings stores.....	156	590	2 677	20	9	7	2	2	—	—	—	—	—	
442299	All other home furnishings stores.....	156	590	2 677	20	9	7	2	2	—	—	—	—	—	
443	Electronics & appliance stores.....	587	3 090	12 723	53	25	13	8	4	2	1	—	—	—	
4431	Electronics & appliance stores.....	587	3 090	12 723	53	25	13	8	4	2	1	—	—	—	
44311	Appliance, TV & all other electronics stores.....	461	2 425	10 144	35	14	9	6	4	1	1	—	—	—	
443112	Radio, television & other electronics stores.....	405	2 035	8 551	26	9	7	5	3	1	1	—	—	—	
44312	Computer & software stores.....	(C)	(D)	(D)	15	9	3	2	—	1	—	—	—	—	
444	Bldg material & garden equip & supp dealers.....	1 337	6 924	29 507	65	27	14	12	5	2	5	—	—	—	
4441	Building material & supplies dealers.....	1 112	5 723	24 178	52	22	10	10	5	—	5	—	—	—	
44411	Home centers.....	(F)	(D)	(D)	6	—	—	1	—	—	5	—	—	—	
44419	Other building material dealers.....	314	2 330	11 567	32	16	5	6	5	—	—	—	—	—	
444190	Other building material dealers.....	314	2 330	11 567	32	16	5	6	5	—	—	—	—	—	
4442	Lawn & garden equip & supplies stores.....	225	1 201	5 329	13	5	4	2	—	2	—	—	—	—	
44422	Nursery & garden centers.....	(C)	(D)	(D)	11	5	2	2	—	2	—	—	—	—	
445	Food & beverage stores.....	3 637	12 970	52 533	94	43	13	10	7	7	11	3	—	—	
4451	Grocery stores.....	3 352	12 246	49 488	58	23	6	3	6	6	11	3	—	—	
44511	Grocery (except convenience) stores.....	3 300	12 101	48 786	39	7	4	2	6	6	11	3	—	—	
445110	Grocery (except convenience) stores.....	3 300	12 101	48 786	39	7	4	2	6	6	11	3	—	—	
4452	Specialty food stores.....	162	349	1 434	21	14	3	3	—	1	—	—	—	—	
4453	Beer, wine & liquor stores.....	123	375	1 611	15	6	4	4	1	—	—	—	—	—	
44531	Beer, wine & liquor stores.....	123	375	1 611	15	6	4	4	1	—	—	—	—	—	
445310	Beer, wine & liquor stores.....	123	375	1 611	15	6	4	4	1	—	—	—	—	—	
446	Health & personal care stores.....	1 141	5 374	22 477	75	22	21	8	20	4	—	—	—	—	
4461	Health & personal care stores.....	1 141	5 374	22 477	75	22	21	8	20	4	—	—	—	—	
44611	Pharmacies & drug stores.....	725	3 928	16 336	30	3	6	—	19	2	—	—	—	—	
446110	Pharmacies & drug stores.....	725	3 928	16 336	30	3	6	—	19	2	—	—	—	—	
44612	Cosmetics, beauty supplies & perfume stores.....	101	233	1 008	15	7	4	3	1	—	—	—	—	—	
446120	Cosmetics, beauty supplies & perfume stores.....	101	233	1 008	15	7	4	3	1	—	—	—	—	—	
44619	Other health & personal care stores.....	230	716	3 127	19	8	7	2	—	2	—	—	—	—	
446191	Food (health) supplement stores.....	144	371	1 650	12	3	6	2	—	1	—	—	—	—	

See footnotes at end of table.

**Table 6. Counties—Employees, Payroll, and Establishments by Industry: 2003—Con.**

[Excludes most government employees, railroad employees, and self-employed persons. Size class 1 to 4 includes establishments with payroll, but no employees, during mid-March pay period. (D) denotes figures withheld to avoid disclosing data for individual companies; the data are included in broader industry totals. Detailed industries with 100 or more employees are shown if industry was not a (D). For explanation of terms, abbreviations, and data reliability/comparability, see introductory text]

NAICS code	Industry	Number of employees for week including March 12	Payroll (\$1,000)		Total number of establishments	Number of establishments by employment-size class									
			First quarter	Annual		1 to 4	5 to 9	10 to 19	20 to 49	50 to 99	100 to 249	250 to 499	500 to 999	1,000 or more	
<b>LEON—Con.</b>															
<b>44-45 Retail trade—Con.</b>															
447	Gasoline stations .....	769	2 407	10 569	99	33	33	29	4	—	—	—	—	—	
4471	Gasoline stations .....	769	2 407	10 569	99	33	33	29	4	—	—	—	—	—	
44711	Gasoline stations with convenience stores ...	641	2 076	9 232	86	28	30	25	3	—	—	—	—	—	
447110	Gasoline stations with convenience stores ...	641	2 076	9 232	86	28	30	25	3	—	—	—	—	—	
44719	Other gasoline stations .....	128	331	1 337	13	5	3	4	1	—	—	—	—	—	
447190	Other gasoline stations .....	128	331	1 337	13	5	3	4	1	—	—	—	—	—	
448	Clothing & clothing accessories stores .....	2 006	5 504	22 202	175	50	64	36	18	7	—	—	—	—	
4481	Clothing stores .....	1 553	3 949	16 129	106	21	35	28	15	7	—	—	—	—	
44812	Women's clothing stores .....	342	795	3 187	42	11	20	8	3	—	—	—	—	—	
448120	Women's clothing stores .....	342	795	3 187	42	11	20	8	3	—	—	—	—	—	
44814	Family clothing stores .....	880	2 321	9 550	31	3	3	10	8	7	—	—	—	—	
448140	Family clothing stores .....	880	2 321	9 550	31	3	3	10	8	7	—	—	—	—	
44819	Other clothing stores .....	118	285	1 059	7	2	1	1	3	—	—	—	—	—	
448190	Other clothing stores .....	118	285	1 059	7	2	1	1	3	—	—	—	—	—	
4482	Shoe stores .....	280	739	3 083	37	14	18	2	3	—	—	—	—	—	
44821	Shoe stores .....	280	739	3 083	37	14	18	2	3	—	—	—	—	—	
448210	Shoe stores .....	280	739	3 083	37	14	18	2	3	—	—	—	—	—	
4483	Jewelry, luggage & leather goods stores .....	173	816	2 990	32	15	11	6	—	—	—	—	—	—	
44831	Jewelry stores .....	(C)	(D)	(D)	30	13	11	6	—	—	—	—	—	—	
451	Sporting goods, hobby, book & music stores .....	865	2 279	10 310	61	18	15	13	12	3	—	—	—	—	
4511	Sporting goods, hobby, musical instrument stores .....	363	918	3 880	34	13	9	5	7	—	—	—	—	—	
45111	Sporting goods stores .....	110	275	1 129	13	6	4	1	2	—	—	—	—	—	
451110	Sporting goods stores .....	110	275	1 129	13	6	4	1	2	—	—	—	—	—	
45112	Hobby, toy & game stores .....	154	356	1 625	10	2	3	2	3	—	—	—	—	—	
451120	Hobby, toy & game stores .....	154	356	1 625	10	2	3	2	3	—	—	—	—	—	
4512	Book, periodical & music stores .....	502	1 361	6 430	27	5	6	8	5	3	—	—	—	—	
45121	Book stores & news dealers .....	436	1 196	5 684	19	3	2	6	5	3	—	—	—	—	
452	General merchandise stores .....	2 882	11 208	44 944	38	9	13	3	2	—	8	2	1	—	
4521	Department stores .....	1 421	5 862	22 541	8	—	—	—	—	—	7	1	—	—	
45211	Department stores .....	1 421	5 862	22 541	8	—	—	—	—	—	7	1	—	—	
452111	Department Stores (except Discount Department Stores) .....	857	3 357	12 298	5	—	—	—	—	—	5	—	—	—	
452112	Discount Department Stores .....	564	2 505	10 243	3	—	—	—	—	—	2	1	—	—	
4529	Other general merchandise stores .....	1 461	5 346	22 403	30	9	13	3	2	—	1	1	1	—	
45291	Warehouse clubs & superstores .....	(G)	(D)	(D)	3	—	—	—	—	—	1	1	1	—	
45299	All other general merchandise stores .....	(C)	(D)	(D)	27	9	13	3	2	—	—	—	—	—	
453	Miscellaneous store retailers .....	764	2 818	12 265	122	66	38	10	8	—	—	—	—	—	
4532	Office supplies, stationery & gift stores .....	287	1 060	4 250	35	15	12	5	3	—	—	—	—	—	
45321	Office supplies & stationery stores .....	116	602	2 213	8	3	1	2	2	—	—	—	—	—	
453210	Office supplies & stationery stores .....	116	602	2 213	8	3	1	2	2	—	—	—	—	—	
45322	Gift, novelty & souvenir stores .....	171	458	2 037	27	12	11	3	1	—	—	—	—	—	
453220	Gift, novelty & souvenir stores .....	171	458	2 037	27	12	11	3	1	—	—	—	—	—	
4533	Used merchandise stores .....	125	366	1 642	23	12	8	2	1	—	—	—	—	—	
45331	Used merchandise stores .....	125	366	1 642	23	12	8	2	1	—	—	—	—	—	
453310	Used merchandise stores .....	125	366	1 642	23	12	8	2	1	—	—	—	—	—	
4539	Other miscellaneous store retailers .....	291	1 189	5 505	51	30	15	3	3	—	—	—	—	—	
45399	All other miscellaneous store retailers .....	(C)	(D)	(D)	25	15	7	1	2	—	—	—	—	—	
453998	All other misc store retailers (exc tobacco) ..	116	408	1 932	20	12	5	1	2	—	—	—	—	—	
454	Nonstore retailers .....	209	1 456	5 725	36	26	3	5	1	1	—	—	—	—	
4543	Direct selling establishments .....	110	764	2 670	21	14	2	4	1	—	—	—	—	—	
<b>48-49 Transportation &amp; warehousing .....</b>															
484	Truck transportation .....	254	1 611	7 166	34	20	5	6	3	—	—	—	—	—	
4841	General freight trucking .....	172	1 179	5 171	19	9	5	2	3	—	—	—	—	—	
48412	General freight trucking, long-distance .....	156	1 120	4 727	13	5	3	2	3	—	—	—	—	—	
484122	General freight trucking, long-distance, LTL .....	100	995	4 155	7	1	2	2	2	—	—	—	—	—	
485	Transit & ground passenger transportation .....	205	1 207	5 005	8	3	1	1	1	2	—	—	—	—	
488	Transportation support activities .....	137	856	3 575	19	10	5	3	1	—	—	—	—	—	
492	Couriers & messengers .....	420	3 093	12 591	20	10	3	2	3	1	1	—	—	—	
4921	Couriers .....	369	2 921	12 043	13	6	2	1	2	1	1	—	—	—	
49211	Couriers .....	369	2 921	12 043	13	6	2	1	2	1	1	—	—	—	
492110	Couriers .....	369	2 921	12 043	13	6	2	1	2	1	1	—	—	—	
<b>51 Information .....</b>															
511	Publishing industries .....	701	6 523	26 527	31	12	6	8	2	1	1	1	—	—	
5111	Newspaper, periodical, book, database publishers .....	677	6 165	25 101	28	12	4	7	2	1	1	1	—	—	
51111	Newspaper publishers .....	(E)	(D)	(D)	5	3	1	—	—	—	—	—	—	—	
51112	Periodical publishers .....	145	1 720	7 389	12	5	2	3	1	—	—	—	—	—	
511120	Periodical publishers .....	145	1 720	7 389	12	5	2	3	1	—	—	—	—	—	
51113	Book publishers .....	(C)	(D)	(D)	5	2	—	1	1	—	1	—	—	—	
512	Motion picture & sound recording industries .....	230	985	4 463	17	9	2	3	2	1	—	—	—	—	
5121	Motion picture & video industries .....	(C)	(D)	(D)	16	8	2	3	2	1	—	—	—	—	
51213	Motion picture & video exhibition .....	(C)	(D)	(D)	4	—	—	2	1	1	—	—	—	—	
515	Broadcasting (except Internet) .....	350	2 432	9 403	17	7	3	3	2	2	—	—	—	—	
5151	Radio and Television Broadcasting .....	(E)	(D)	(D)	16	7	3	3	1	2	—	—	—	—	
51511	Radio Broadcasting .....	199	2 297	5 239	12	4	3	3	1	1	—	—	—	—	
51512	Television Broadcasting .....	(C)	(D)	(D)	4	3	—	—	—	1	—	—	—	—	

See footnotes at end of table.

**Table 6. Counties—Employees, Payroll, and Establishments by Industry: 2003—Con.**

[Excludes most government employees, railroad employees, and self-employed persons. Size class 1 to 4 includes establishments with payroll, but no employees, during mid-March pay period. (D) denotes figures withheld to avoid disclosing data for individual companies; the data are included in broader industry totals. Detailed industries with 100 or more employees are shown if industry was not a (D). For explanation of terms, abbreviations, and data reliability/comparability, see introductory text]

NAICS code	Industry	Number of employees for week including March 12	Payroll (\$1,000)		Total number of establishments	Number of establishments by employment-size class									
			First quarter	Annual		1 to 4	5 to 9	10 to 19	20 to 49	50 to 99	100 to 249	250 to 499	500 to 999	1,000 or more	
<b>LEON—Con.</b>															
<b>51</b>	<b>Information—Con.</b>														
517	Telecommunications .....	1 314	15 241	51 650	72	34	11	16	6	1	3	1	—	—	
5171	Wired Telecommunications Carriers .....	920	11 411	37 157	46	24	5	10	4	—	2	1	—	—	
51711	Wired Telecommunications Carriers .....	920	11 411	37 157	46	24	5	10	4	—	2	1	—	—	
517110	Wired Telecommunications Carriers .....	920	11 411	37 157	46	24	5	10	4	—	2	1	—	—	
5172	Wireless Telecommunications Carriers (except Satellite) .....	(C)	(D)	(D)	18	7	4	5	2	—	—	—	—	—	
51721	Wireless Telecommunications Carriers (except Satellite) .....	(C)	(D)	(D)	18	7	4	5	2	—	—	—	—	—	
5175	Cable and Other Program Distribution .....	(C)	(D)	(D)	1	—	—	—	—	—	1	—	—	—	
51751	Cable and Other Program Distribution .....	(C)	(D)	(D)	1	—	—	—	—	—	1	—	—	—	
518	Internet Service Providers, Web Search Portals, and Data Processing Serv .....	949	6 513	27 846	30	20	3	—	—	5	1	1	—	—	
5182	Data Processing, Hosting, and Related Services .....	921	6 324	26 754	19	11	1	—	—	5	1	1	—	—	
51821	Data Processing, Hosting, and Related Services .....	921	6 324	26 754	19	11	1	—	—	5	1	1	—	—	
518210	Data Processing, Hosting, and Related Services .....	921	6 324	26 754	19	11	1	—	—	5	1	1	—	—	
<b>52</b>	<b>Finance &amp; insurance .....</b>	<b>4 873</b>	<b>52 246</b>	<b>212 732</b>	<b>450</b>	<b>257</b>	<b>86</b>	<b>54</b>	<b>33</b>	<b>13</b>	<b>7</b>	—	—	—	
522	Credit intermediation & related activities .....	2 410	24 480	95 506	182	70	57	28	14	10	3	—	—	—	
5221	Depository credit intermediation .....	1 846	18 649	68 907	103	22	35	23	12	10	1	—	—	—	
52211	Commercial banking .....	1 165	12 383	44 549	71	17	26	15	6	6	1	—	—	—	
522110	Commercial banking .....	1 165	12 383	44 549	71	17	26	15	6	6	1	—	—	—	
52212	Savings institutions .....	220	2 821	10 442	5	—	1	1	1	2	—	—	—	—	
522120	Savings institutions .....	220	2 821	10 442	5	—	1	1	1	2	—	—	—	—	
52213	Credit unions .....	461	3 445	13 916	27	5	8	7	5	2	—	—	—	—	
522130	Credit unions .....	461	3 445	13 916	27	5	8	7	5	2	—	—	—	—	
5222	Nondepository credit intermediation .....	365	3 859	18 061	52	30	16	3	2	—	1	—	—	—	
52222	Sales financing .....	(C)	(D)	(D)	4	1	2	—	—	—	1	—	—	—	
52229	Other nondepository credit intermediation .....	(C)	(D)	(D)	47	28	14	3	2	—	—	—	—	—	
522292	Real estate credit .....	100	1 195	5 643	18	12	2	3	1	—	—	—	—	—	
5223	Activities related to credit intermediation .....	199	1 972	8 538	27	18	6	2	—	—	1	—	—	—	
52232	Financial clearinghouse & reserve activities ..	(C)	(D)	(D)	2	1	—	—	—	—	1	—	—	—	
523	Security, commodity contracts & like activity .....	(E)	(D)	(D)	56	41	6	7	2	—	—	—	—	—	
5231	Scrtcy & comdty contracts intermed & brokerage ..	(C)	(D)	(D)	26	17	4	4	1	—	—	—	—	—	
5239	Other financial investment activities .....	133	2 547	10 990	30	24	2	3	1	—	—	—	—	—	
524	Insurance carriers & related activities .....	2 176	23 023	97 458	210	145	23	18	17	3	4	—	—	—	
5241	Insurance carriers .....	700	9 335	36 802	43	24	5	4	6	3	1	—	—	—	
52411	Direct life, health, medical insurance carriers ..	221	3 247	12 456	18	9	3	2	3	1	—	—	—	—	
52412	Other direct insurance carriers .....	479	6 088	24 346	25	15	2	2	3	2	1	—	—	—	
524126	Direct property & casualty insurance carriers .....	312	3 836	16 331	18	12	2	—	3	—	1	—	—	—	
5242	Agencies & other insurance related activities ...	1 476	13 688	60 656	167	121	18	14	11	—	3	—	—	—	
52421	Insurance agencies & brokerages .....	976	9 031	42 284	143	110	12	11	9	—	1	—	—	—	
524210	Insurance agencies & brokerages .....	976	9 031	42 284	143	110	12	11	9	—	1	—	—	—	
52429	Other insurance related activities .....	500	4 657	18 372	24	11	6	3	2	—	2	—	—	—	
524291	Claims adjusting .....	244	2 477	9 970	8	3	2	2	—	—	1	—	—	—	
524292	Insurance & pension funds, third party admin .....	191	1 676	6 254	7	1	3	1	1	—	1	—	—	—	
<b>53</b>	<b>Real estate &amp; rental &amp; leasing .....</b>	<b>2 134</b>	<b>11 871</b>	<b>52 077</b>	<b>374</b>	<b>266</b>	<b>53</b>	<b>40</b>	<b>11</b>	<b>2</b>	<b>1</b>	<b>1</b>	—	—	
531	Real estate .....	1 363	7 952	35 183	295	232	35	18	8	1	—	1	—	—	
5311	Lessors of real estate .....	423	1 927	7 567	104	78	18	4	3	1	—	—	—	—	
53111	Lessors of residential buildings & dwellings ...	223	855	3 341	52	36	11	3	2	—	—	—	—	—	
531110	Lessors of residential buildings & dwellings ..	223	855	3 341	52	36	11	3	2	—	—	—	—	—	
531112	Lessors of nonres bldg (exc miniwarehouses) .....	135	765	2 927	26	22	1	1	1	1	—	—	—	—	
531120	Lessors of nonres bldg (exc miniwarehouses) .....	135	765	2 927	26	22	1	1	1	1	—	—	—	—	
5312	Offices of real estate agents & brokers .....	262	2 317	9 955	102	91	4	5	2	—	—	—	—	—	
53121	Offices of real estate agents & brokers .....	262	2 317	9 955	102	91	4	5	2	—	—	—	—	—	
531210	Offices of real estate agents & brokers .....	262	2 317	9 955	102	91	4	5	2	—	—	—	—	—	
5313	Activities related to real estate .....	678	3 708	17 661	89	63	13	9	3	—	—	1	—	—	
53131	Real estate property managers .....	581	2 938	13 555	44	24	10	6	3	—	—	1	—	—	
531311	Residential property managers .....	555	2 770	12 831	36	18	8	6	3	—	—	1	—	—	
532	Rental & leasing services .....	(F)	(D)	(D)	77	32	18	22	3	1	1	—	—	—	
5321	Automotive equipment rental & leasing .....	304	1 536	6 531	18	7	4	3	3	—	1	—	—	—	
53211	Passenger car rental & leasing .....	256	1 146	4 987	11	3	2	3	2	—	1	—	—	—	
532111	Passenger car rental .....	256	1 146	4 987	11	3	2	3	2	—	1	—	—	—	
5322	Consumer goods rental .....	354	1 379	6 229	41	16	10	14	—	1	—	—	—	—	
53223	Video tape & disc rental .....	185	397	1 677	18	3	4	11	—	—	—	—	—	—	
532230	Video tape & disc rental .....	185	397	1 677	18	3	4	11	—	—	—	—	—	—	
<b>54</b>	<b>Professional, scientific &amp; technical services .....</b>	<b>9 740</b>	<b>119 421</b>	<b>554 088</b>	<b>1 180</b>	<b>752</b>	<b>190</b>	<b>138</b>	<b>67</b>	<b>21</b>	<b>10</b>	<b>2</b>	—	—	

See footnotes at end of table.



**Table 6. Counties—Employees, Payroll, and Establishments by Industry: 2003—Con.**

[Excludes most government employees, railroad employees, and self-employed persons. Size class 1 to 4 includes establishments with payroll, but no employees, during mid-March pay period. (D) denotes figures withheld to avoid disclosing data for individual companies; the data are included in broader industry totals. Detailed industries with 100 or more employees are shown if industry was not a (D). For explanation of terms, abbreviations, and data reliability/comparability, see introductory text]

NAICS code	Industry	Number of employees for week including March 12	Payroll (\$1,000)		Total number of establishments	Number of establishments by employment-size class								
			First quarter	Annual		1 to 4	5 to 9	10 to 19	20 to 49	50 to 99	100 to 249	250 to 499	500 to 999	1,000 or more
<b>LEON—Con.</b>														
<b>54</b>	<b>Professional, scientific &amp; technical services—Con.</b>													
541	Professional, scientific & technical services . . . . .	9 740	119 421	554 088	1 180	752	190	138	67	21	10	2	—	—
5411	Legal services . . . . .	2 868	35 125	191 939	371	230	64	43	25	7	2	—	—	—
54111	Offices of lawyers . . . . .	2 800	34 581	189 146	361	226	60	41	25	7	2	—	—	—
541110	Offices of lawyers . . . . .	2 800	34 581	189 146	361	226	60	41	25	7	2	—	—	—
5412	Accounting, tax prep, bookkeep, payroll services . . . . .	887	6 967	30 244	124	78	19	17	9	—	1	—	—	—
54121	Accounting, tax prep, bookkeep, payroll services . . . . .	887	6 967	30 244	124	78	19	17	9	—	1	—	—	—
541211	Offices of certified public accountants . . . . .	582	5 720	25 972	74	47	13	9	4	—	1	—	—	—
541213	Tax preparation services . . . . .	220	520	1 196	24	10	5	4	5	—	—	—	—	—
5413	Architectural, engineering & related services . . . . .	1 592	17 244	78 740	159	77	30	35	12	3	2	—	—	—
54131	Architectural services . . . . .	197	2 020	10 613	33	20	8	4	1	—	—	—	—	—
541310	Architectural services . . . . .	197	2 020	10 613	33	20	8	4	1	—	—	—	—	—
54133	Engineering services . . . . .	1 020	12 558	56 514	84	34	16	23	8	1	2	—	—	—
541330	Engineering services . . . . .	1 020	12 558	56 514	84	34	16	23	8	1	2	—	—	—
54137	Surveying, mapping (exc geophysical) services . . . . .	191	1 283	5 974	16	7	3	3	2	1	—	—	—	—
541370	Surveying, mapping (exc geophysical) services . . . . .	191	1 283	5 974	16	7	3	3	2	1	—	—	—	—
54138	Testing laboratories . . . . .	121	873	3 549	8	2	2	2	1	1	—	—	—	—
541380	Testing laboratories . . . . .	121	873	3 549	8	2	2	2	1	1	—	—	—	—
5415	Computer systems design & related services . . . . .	2 147	41 097	161 276	143	94	23	7	8	6	3	2	—	—
54151	Computer systems design & related services . . . . .	2 147	41 097	161 276	143	94	23	7	8	6	3	2	—	—
541511	Custom computer programming services . . . . .	1 215	24 232	90 537	62	39	8	5	4	2	3	1	—	—
541512	Computer systems design services . . . . .	785	15 415	64 229	54	33	12	2	3	3	—	—	—	—
5416	Management, sci & tech consulting services . . . . .	819	9 275	44 756	171	138	17	9	3	3	1	—	—	—
54161	Management consulting services . . . . .	521	7 119	33 896	129	105	13	7	2	2	—	—	—	—
541611	Admin & gen management consulting services . . . . .	385	5 568	26 550	81	66	8	4	1	2	—	—	—	—
54162	Environmental consulting services . . . . .	124	1 095	5 115	22	17	3	1	—	1	—	—	—	—
541620	Environmental consulting services . . . . .	124	1 095	5 115	22	17	3	1	—	1	—	—	—	—
54169	Oth scientific & technical consulting services . . . . .	174	1 061	5 745	20	16	1	1	1	—	1	—	—	—
541690	Oth scientific & technical consulting services . . . . .	174	1 061	5 745	20	16	1	1	1	—	1	—	—	—
5418	Advertising & related services . . . . .	501	5 200	26 250	91	63	17	9	1	—	1	—	—	—
54181	Advertising agencies . . . . .	170	1 245	5 456	17	11	2	3	—	—	—	—	—	—
541810	Advertising agencies . . . . .	170	1 245	5 456	17	11	2	3	—	—	—	—	—	—
54182	Public relations agencies . . . . .	227	3 105	17 300	54	39	11	3	1	—	—	—	—	—
541820	Public relations agencies . . . . .	227	3 105	17 300	54	39	11	3	1	—	—	—	—	—
5419	Oth professional, scientific, technical services . . . . .	787	3 383	16 034	85	45	13	17	8	2	—	—	—	—
54191	Marketing research & public opinion polling (C) . . . . .	(D)	(D)	(D)	9	5	—	1	1	2	—	—	—	—
54194	Veterinary services . . . . .	414	2 074	8 994	29	2	8	13	6	—	—	—	—	—
541940	Veterinary services . . . . .	414	2 074	8 994	29	2	8	13	6	—	—	—	—	—
<b>55</b>	<b>Management of companies &amp; enterprises . . . . .</b>	<b>559</b>	<b>5 066</b>	<b>19 523</b>	<b>35</b>	<b>18</b>	<b>3</b>	<b>6</b>	<b>5</b>	<b>2</b>	<b>1</b>	<b>—</b>	<b>—</b>	<b>—</b>
551	Management of companies & enterprises . . . . .	559	5 066	19 523	35	18	3	6	5	2	1	—	—	—
5511	Management of companies & enterprises . . . . .	559	5 066	19 523	35	18	3	6	5	2	1	—	—	—
55111	Management of companies & enterprises . . . . .	559	5 066	19 523	35	18	3	6	5	2	1	—	—	—
551114	Corp, subsidiary & regional managing offices . . . . .	525	3 928	17 171	28	13	3	4	5	2	1	—	—	—
<b>56</b>	<b>Admin, support, waste mgt, remediation services . . . . .</b>	<b>8 771</b>	<b>36 549</b>	<b>156 994</b>	<b>393</b>	<b>220</b>	<b>71</b>	<b>38</b>	<b>36</b>	<b>13</b>	<b>11</b>	<b>1</b>	<b>1</b>	<b>2</b>
561	Administrative & support services . . . . .	8 597	35 015	150 856	384	218	67	37	35	12	11	1	1	2
5611	Office administrative services . . . . .	430	4 706	18 027	38	28	6	2	—	1	—	1	—	—
56111	Office administrative services . . . . .	430	4 706	18 027	38	28	6	2	—	1	—	1	—	—
561110	Office administrative services . . . . .	430	4 706	18 027	38	28	6	2	—	1	—	1	—	—
5612	Facilities support services . . . . .	(C)	(D)	(D)	2	—	—	1	—	1	—	—	—	—
56121	Facilities support services . . . . .	(C)	(D)	(D)	2	—	—	1	—	1	—	—	—	—
5613	Employment services . . . . .	4 236	15 829	70 544	38	11	4	4	6	5	6	—	—	2
56132	Temporary help services . . . . .	1 371	5 083	21 202	20	3	—	2	4	5	6	—	—	—
561320	Temporary help services . . . . .	1 371	5 083	21 202	20	3	—	2	4	5	6	—	—	—
56133	Employee leasing services . . . . .	2 820	10 361	47 561	8	2	1	1	2	—	—	—	—	2
561330	Employee leasing services . . . . .	2 820	10 361	47 561	8	2	1	1	2	—	—	—	—	2
5614	Business support services . . . . .	800	2 893	11 932	46	21	12	7	3	—	3	—	—	—
56142	Telephone call centers . . . . .	521	1 431	6 142	8	4	—	1	—	—	3	—	—	—
56143	Business service centers . . . . .	152	677	2 716	20	9	7	2	2	—	—	—	—	—
561439	Oth business service centers (incl copy shops) . . . . .	117	578	2 330	11	4	3	2	2	—	—	—	—	—
5615	Travel arrangement & reservation services . . . . .	286	1 940	7 844	17	7	2	4	3	—	1	—	—	—
56151	Travel agencies . . . . .	(C)	(D)	(D)	12	5	2	4	1	—	—	—	—	—
56159	Oth travel arrangement & reservation services . . . . .	172	1 414	5 779	3	—	—	—	2	—	1	—	—	—
5616	Investigation & security services . . . . .	434	2 444	10 156	32	15	6	3	6	2	—	—	—	—
56161	Investigation, guard & armored car services . . . . .	229	779	3 590	18	10	1	3	3	1	—	—	—	—
561612	Security guards & patrol services . . . . .	186	548	2 437	7	2	—	1	3	1	—	—	—	—
56162	Security systems services . . . . .	205	1 665	6 566	14	5	5	—	3	1	—	—	—	—
561621	Security systems services (except locksmiths) . . . . .	181	1 567	6 192	7	1	2	—	3	1	—	—	—	—
5617	Services to buildings & dwellings . . . . .	2 002	6 114	27 384	191	124	33	15	15	3	—	—	1	—
56171	Exterminating & pest control services . . . . .	182	1 220	4 980	19	10	5	—	4	—	—	—	—	—
561710	Exterminating & pest control services . . . . .	182	1 220	4 980	19	10	5	—	4	—	—	—	—	—
56172	Janitorial services . . . . .	1 283	2 940	12 975	50	25	8	7	6	3	—	—	1	—
561720	Janitorial services . . . . .	1 283	2 940	12 975	50	25	8	7	6	3	—	—	1	—
56173	Landscaping services . . . . .	434	1 572	7 507	96	71	13	7	5	—	—	—	—	—
561730	Landscaping services . . . . .	434	1 572	7 507	96	71	13	7	5	—	—	—	—	—

See footnotes at end of table.

**Table 6. Counties—Employees, Payroll, and Establishments by Industry: 2003—Con.**

[Excludes most government employees, railroad employees, and self-employed persons. Size class 1 to 4 includes establishments with payroll, but no employees, during mid-March pay period. (D) denotes figures withheld to avoid disclosing data for individual companies; the data are included in broader industry totals. Detailed industries with 100 or more employees are shown if industry was not a (D). For explanation of terms, abbreviations, and data reliability/comparability, see introductory text]

NAICS code	Industry	Number of employees for week including March 12	Payroll (\$1,000)		Total number of establishments	Number of establishments by employment-size class								
			First quarter	Annual		1 to 4	5 to 9	10 to 19	20 to 49	50 to 99	100 to 249	250 to 499	500 to 999	1,000 or more
<b>LEON—Con.</b>														
<b>56</b>	<b>Admin, support, waste mgmt, remediation services—Con.</b>													
561	Administrative & support services—Con.				20	12	4	1	2	—	1	—	—	—
5619	Other support services	(E)	(D)	(D)	11	5	3	1	1	—	1	—	—	—
56199	All other support services	270	568	2 305	11	5	3	1	1	—	1	—	—	—
561990	All other support services	270	568	2 305	11	5	3	1	1	—	1	—	—	—
562	Waste management & remediation services	174	1 534	6 138	9	2	4	1	1	1	—	—	—	—
<b>61</b>	<b>Educational services</b>	<b>1 170</b>	<b>6 800</b>	<b>30 213</b>	<b>106</b>	<b>62</b>	<b>19</b>	<b>10</b>	<b>9</b>	<b>5</b>	<b>1</b>	—	—	—
611	Educational services	1 170	6 800	30 213	106	62	19	10	9	5	1	—	—	—
6111	Elementary & secondary schools	437	2 405	9 829	17	8	1	2	3	2	1	—	—	—
61111	Elementary & secondary schools	437	2 405	9 829	17	8	1	2	3	2	1	—	—	—
611110	Elementary & secondary schools	437	2 405	9 829	17	8	1	2	3	2	1	—	—	—
6114	Business schools & computer & mgmt training	(C)	(D)	(D)	19	13	4	1	—	1	—	—	—	—
6115	Technical & trade schools	145	1 531	6 554	10	5	3	1	—	1	—	—	—	—
61151	Technical & trade schools	145	1 531	6 554	10	5	3	1	—	1	—	—	—	—
6116	Other schools & instruction	334	1 184	5 228	41	22	8	6	5	—	—	—	—	—
61169	All other schools & instruction	198	660	2 857	17	9	1	3	4	—	—	—	—	—
<b>62</b>	<b>Health care and social assistance</b>	<b>15 126</b>	<b>120 331</b>	<b>506 216</b>	<b>628</b>	<b>262</b>	<b>132</b>	<b>116</b>	<b>66</b>	<b>28</b>	<b>17</b>	<b>5</b>	<b>1</b>	<b>1</b>
621	Ambulatory health care services	5 477	53 659	249 695	416	192	97	68	36	13	9	1	—	—
6211	Offices of physicians	2 466	29 821	140 977	157	65	31	32	18	6	4	1	—	—
62111	Offices of physicians	2 466	29 821	140 977	157	65	31	32	18	6	4	1	—	—
621111	Offices of physicians (exc mental health)	2 433	29 681	140 127	149	60	29	31	18	6	4	1	—	—
6212	Offices of dentists	646	5 442	27 208	80	14	42	20	4	—	—	—	—	—
62121	Offices of dentists	646	5 442	27 208	80	14	42	20	4	—	—	—	—	—
621210	Offices of dentists	646	5 442	27 208	80	14	42	20	4	—	—	—	—	—
6213	Offices of other health practitioners	560	3 417	16 062	109	82	14	7	4	2	—	—	—	—
62131	Offices of chiropractors	114	652	3 239	27	19	6	2	—	—	—	—	—	—
621310	Offices of chiropractors	114	652	3 239	27	19	6	2	—	—	—	—	—	—
62132	Offices of optometrists	121	773	3 008	14	7	2	3	2	—	—	—	—	—
621320	Offices of optometrists	121	773	3 008	14	7	2	3	2	—	—	—	—	—
62133	Offices of other mental health practitioners	137	768	3 650	29	26	1	—	1	1	—	—	—	—
621330	Offices of other mental health practitioners	137	768	3 650	29	26	1	—	1	1	—	—	—	—
62134	Offices of PT, OT, speech therapy & audiology	103	645	2 772	17	12	3	1	—	1	—	—	—	—
621340	Offices of PT, OT, speech therapy & audiology	103	645	2 772	17	12	3	1	—	1	—	—	—	—
6214	Outpatient care centers	816	7 407	29 282	26	9	2	5	3	2	—	—	—	—
62149	Other outpatient care centers	770	7 203	28 676	17	3	1	3	5	3	2	—	—	—
621493	Freestanding ambulatory surgery, emergency ctr	197	1 145	4 718	4	1	—	—	1	2	—	—	—	—
6215	Medical & diagnostic laboratories	(C)	(D)	(D)	11	8	2	—	—	—	1	—	—	—
62151	Medical & diagnostic laboratories	(C)	(D)	(D)	11	8	2	—	—	—	1	—	—	—
6216	Home health care services	613	3 798	16 806	16	7	4	—	1	2	2	—	—	—
62161	Home health care services	613	3 798	16 806	16	7	4	—	1	2	2	—	—	—
621610	Home health care services	613	3 798	16 806	16	7	4	—	1	2	2	—	—	—
6219	Other ambulatory health care services	(C)	(D)	(D)	17	7	2	4	4	—	—	—	—	—
62199	All other ambulatory health care services	177	1 031	4 166	16	6	2	4	4	—	—	—	—	—
622	Hospitals	5 155	45 036	168 151	5	—	—	—	—	—	—	3	1	1
6221	General medical & surgical hospitals	(H)	(D)	(D)	2	—	—	—	—	—	—	—	1	1
62211	General medical & surgical hospitals	(H)	(D)	(D)	2	—	—	—	—	—	—	—	1	1
6222	Psychiatric & substance abuse hospitals	(E)	(D)	(D)	1	—	—	—	—	—	—	1	—	—
62221	Psychiatric & substance abuse hospitals	(E)	(D)	(D)	1	—	—	—	—	—	—	1	—	—
6223	Other specialty hospitals	(F)	(D)	(D)	2	—	—	—	—	—	—	2	—	—
62231	Other specialty hospitals	(F)	(D)	(D)	2	—	—	—	—	—	—	2	—	—
623	Nursing & residential care facilities	2 144	10 988	43 938	56	15	8	10	8	8	6	1	—	—
6231	Nursing care facilities	882	5 170	20 815	11	3	—	1	1	1	5	—	—	—
62311	Nursing care facilities	882	5 170	20 815	11	3	—	1	1	1	5	—	—	—
623110	Nursing care facilities	882	5 170	20 815	11	3	—	1	1	1	5	—	—	—
6232	Residential mental retardation, health facil	506	2 185	9 303	19	4	6	3	1	4	1	—	—	—
62321	Residential mental retardation facilities	403	1 673	7 220	14	3	5	2	—	3	1	—	—	—
623210	Residential mental retardation facilities	403	1 673	7 220	14	3	5	2	—	3	1	—	—	—
62322	Residential mental health, subst abuse facil	103	512	2 083	5	1	1	1	1	1	—	—	—	—
623220	Residential mental health, subst abuse facil	103	512	2 083	5	1	1	1	1	1	—	—	—	—
6233	Community care facilities for the elderly	624	2 826	10 619	16	4	1	4	3	3	—	1	—	—
62331	Community care facilities for the elderly	624	2 826	10 619	16	4	1	4	3	3	—	1	—	—
6239	Other residential care facilities	132	807	3 201	10	4	1	2	3	—	—	—	—	—
62399	Other residential care facilities	132	807	3 201	10	4	1	2	3	—	—	—	—	—
623990	Other residential care facilities	132	807	3 201	10	4	1	2	3	—	—	—	—	—
624	Social assistance	2 350	10 648	44 432	151	55	27	38	22	7	2	—	—	—
6241	Individual & family services	1 156	4 970	20 938	67	29	8	12	13	4	1	—	—	—
62411	Child & youth services	270	1 217	5 381	14	4	3	1	5	1	—	—	—	—
624110	Child & youth services	270	1 217	5 381	14	4	3	1	5	1	—	—	—	—
62412	Services for elderly & disabled persons	518	1 765	7 737	21	9	1	3	5	2	1	—	—	—
624120	Services for elderly & disabled persons	518	1 765	7 737	21	9	1	3	5	2	1	—	—	—
62419	Other individual & family services	368	1 988	7 820	32	16	4	8	3	1	—	—	—	—
624190	Other individual & family services	368	1 988	7 820	32	16	4	8	3	1	—	—	—	—
6242	Community, emergency & other relief services	290	2 649	10 299	18	6	3	7	1	—	1	—	—	—
62422	Community housing services	260	2 487	9 638	13	3	3	5	1	—	1	—	—	—
624229	Other community housing services	183	2 013	7 598	5	1	1	1	—	—	—	—	—	—
6243	Vocational rehabilitation services	226	1 006	4 630	8	2	2	1	1	2	—	—	—	—
62431	Vocational rehabilitation services	226	1 006	4 630	8	2	2	1	1	2	—	—	—	—
624310	Vocational rehabilitation services	226	1 006	4 630	8	2	2	1	1	2	—	—	—	—

See footnotes at end of table.

**Table 6. Counties—Employees, Payroll, and Establishments by Industry: 2003—Con.**

[Excludes most government employees, railroad employees, and self-employed persons. Size class 1 to 4 includes establishments with payroll, but no employees, during mid-March pay period. (D) denotes figures withheld to avoid disclosing data for individual companies; the data are included in broader industry totals. Detailed industries with 100 or more employees are shown if industry was not a (D). For explanation of terms, abbreviations, and data reliability/comparability, see introductory text]

NAICS code	Industry	Number of employees for week including March 12	Payroll (\$1,000)		Total number of establishments	Number of establishments by employment-size class								
			First quarter	Annual		1 to 4	5 to 9	10 to 19	20 to 49	50 to 99	100 to 249	250 to 499	500 to 999	1,000 or more
<b>LEON—Con.</b>														
<b>62 Health care and social assistance—Con.</b>														
Social assistance—Con.														
624	Child day care services	678	2 023	8 565	58	18	14	18	7	1	—	—	—	—
6244	Child day care services	678	2 023	8 565	58	18	14	18	7	1	—	—	—	—
624410	Child day care services	678	2 023	8 565	58	18	14	18	7	1	—	—	—	—
<b>71</b>	<b>Arts, entertainment &amp; recreation</b>	<b>1 058</b>	<b>4 040</b>	<b>18 028</b>	<b>70</b>	<b>45</b>	<b>7</b>	<b>5</b>	<b>3</b>	<b>9</b>	<b>1</b>	—	—	—
713	Amusement, gambling & recreation industries	896	3 264	13 696	38	22	2	3	2	8	1	—	—	—
7132	Gambling industries	(C)	(D)	(D)	3	1	—	1	—	—	1	—	—	—
71329	Other gambling industries	(C)	(D)	(D)	3	1	—	1	—	—	1	—	—	—
7139	Other amusement & recreation industries	(F)	(D)	(D)	34	20	2	2	2	8	—	—	—	—
71391	Golf courses & country clubs	251	1 044	4 416	7	3	—	—	1	3	—	—	—	—
713910	Golf courses & country clubs	251	1 044	4 416	7	3	—	—	1	3	—	—	—	—
71394	Fitness & recreational sports centers	438	1 037	4 235	21	14	—	1	1	5	—	—	—	—
713940	Fitness & recreational sports centers	438	1 037	4 235	21	14	—	1	1	5	—	—	—	—
<b>72</b>	<b>Accommodation &amp; food services</b>	<b>11 883</b>	<b>27 456</b>	<b>116 557</b>	<b>504</b>	<b>130</b>	<b>58</b>	<b>108</b>	<b>143</b>	<b>49</b>	<b>15</b>	<b>1</b>	—	—
721	Accommodation	1 396	4 033	16 917	66	16	10	13	21	5	1	—	—	—
7211	Traveler accommodation	1 302	3 751	15 879	48	8	2	11	21	5	1	—	—	—
72111	Hotels (exc casino hotels) & motels	1 302	3 751	15 879	48	8	2	11	21	5	1	—	—	—
721110	Hotels (exc casino hotels) & motels	1 302	3 751	15 879	48	8	2	11	21	5	1	—	—	—
722	Food services & drinking places	10 487	23 423	99 640	438	114	48	95	122	44	14	1	—	—
7221	Full-service restaurants	4 947	11 409	49 796	146	36	12	31	26	29	11	1	—	—
72211	Full-service restaurants	4 947	11 409	49 796	146	36	12	31	26	29	11	1	—	—
722110	Full-service restaurants	4 947	11 409	49 796	146	36	12	31	26	29	11	1	—	—
7222	Limited-service eating places	4 515	9 689	41 161	251	68	30	52	88	13	—	—	—	—
72221	Limited-service eating places	4 515	9 689	41 161	251	68	30	52	88	13	—	—	—	—
722211	Limited-service restaurants	3 957	8 237	35 636	211	58	19	42	81	11	—	—	—	—
722212	Cafeterias	270	789	3 233	12	4	2	1	3	2	—	—	—	—
722213	Snack & nonalcoholic beverage bars	288	663	2 292	28	6	9	9	4	—	—	—	—	—
7223	Special food services	500	1 220	4 123	21	7	4	4	4	—	2	—	—	—
72231	Food service contractors	(E)	(D)	(D)	14	3	3	2	4	—	2	—	—	—
7224	Drinking places (alcoholic beverages)	525	1 105	4 560	20	3	2	8	4	2	1	—	—	—
72241	Drinking places (alcoholic beverages)	525	1 105	4 560	20	3	2	8	4	2	1	—	—	—
722410	Drinking places (alcoholic beverages)	525	1 105	4 560	20	3	2	8	4	2	1	—	—	—
<b>81</b>	<b>Other services (except public administration)</b>	<b>7 410</b>	<b>43 922</b>	<b>186 406</b>	<b>832</b>	<b>455</b>	<b>183</b>	<b>117</b>	<b>54</b>	<b>16</b>	<b>6</b>	<b>1</b>	—	—
811	Repair & maintenance	1 312	7 627	32 283	233	129	63	32	9	—	—	—	—	—
8111	Automotive repair & maintenance	1 060	6 191	25 660	173	87	52	26	8	—	—	—	—	—
81111	Automotive mechanical & electrical R&M	445	2 939	12 021	106	62	37	6	1	—	—	—	—	—
811111	General automotive repair	321	2 161	8 962	77	47	24	5	1	—	—	—	—	—
81112	Automotive body, paint, interior & glass repair	320	2 346	9 934	36	16	7	9	4	—	—	—	—	—
811121	Automotive body, paint & interior R&M	283	2 063	8 709	29	13	4	8	4	—	—	—	—	—
81119	Other automotive R&M	295	906	3 705	31	9	8	11	3	—	—	—	—	—
811191	Automotive oil change & lubrication shops	160	680	2 907	18	2	6	10	—	—	—	—	—	—
8114	Personal & household goods R&M	122	615	2 497	34	26	4	4	—	—	—	—	—	—
812	Personal & laundry services	1 167	4 517	19 655	172	99	32	31	9	—	1	—	—	—
8121	Personal care services	575	2 397	9 501	96	53	22	17	4	—	—	—	—	—
81211	Hair, nail & skin care services	473	2 181	8 649	80	43	20	14	3	—	—	—	—	—
81219	Other personal care services	102	216	852	16	10	2	3	1	—	—	—	—	—
8122	Death care services	102	389	1 726	10	3	3	2	2	—	—	—	—	—
8123	Drycleaning & laundry services	390	1 396	7 080	37	20	4	9	3	—	1	—	—	—
81232	Drycleaning & laundry services (exc coin-op)	236	785	3 482	25	11	3	8	3	—	—	—	—	—
812320	Drycleaning & laundry services (exc coin-op)	236	785	3 482	25	11	3	8	3	—	—	—	—	—
81233	Linen & uniform supply	(C)	(D)	(D)	1	—	—	—	—	—	1	—	—	—
8129	Other personal services	100	335	1 348	29	23	3	3	—	—	—	—	—	—
813	Religious, grantmaking, civic, prof & like organizations	4 931	31 778	134 468	427	227	88	54	36	16	5	1	—	—
8131	Religious organizations	1 866	6 611	27 017	151	81	30	17	13	8	2	—	—	—
81311	Religious organizations	1 866	6 611	27 017	151	81	30	17	13	8	2	—	—	—
813110	Religious organizations	1 866	6 611	27 017	151	81	30	17	13	8	2	—	—	—
8132	Grantmaking & giving services	321	3 025	13 201	28	16	5	2	3	2	—	—	—	—
81321	Grantmaking & giving services	321	3 025	13 201	28	16	5	2	3	2	—	—	—	—
813211	Grantmaking foundations	143	1 181	5 433	14	9	2	1	1	1	—	—	—	—
813212	Voluntary health organizations	139	1 560	6 625	8	3	2	1	1	1	—	—	—	—
8133	Social advocacy organizations	298	2 575	11 212	32	18	6	5	2	1	—	—	—	—
81331	Social advocacy organizations	298	2 575	11 212	32	18	6	5	2	1	—	—	—	—
813319	Other social advocacy organizations	123	789	3 463	10	4	4	1	—	1	—	—	—	—
8134	Civic & social organizations	541	1 986	8 730	32	19	4	5	1	1	2	—	—	—
81341	Civic & social organizations	541	1 986	8 730	32	19	4	5	1	1	2	—	—	—
813410	Civic & social organizations	541	1 986	8 730	32	19	4	5	1	1	2	—	—	—
8139	Business, labor, political, like organizations	1 905	17 581	74 308	184	93	43	25	17	4	1	1	—	—
81391	Business associations	676	7 999	34 095	73	35	17	9	11	1	—	—	—	—
813910	Business associations	676	7 999	34 095	73	35	17	9	11	1	—	—	—	—
81392	Professional organizations	399	4 308	17 646	54	22	20	9	3	—	—	—	—	—
813920	Professional organizations	399	4 308	17 646	54	22	20	9	3	—	—	—	—	—
81393	Labor unions & similar labor organizations	633	4 092	17 471	27	12	4	5	3	1	1	1	—	—
813930	Labor unions & similar labor organizations	633	4 092	17 471	27	12	4	5	3	1	1	1	—	—
81394	Political organizations	152	983	4 223	11	7	—	2	—	2	—	—	—	—
813940	Political organizations	152	983	4 223	11	7	—	2	—	2	—	—	—	—
<b>99</b>	<b>Unclassified establishments</b>	<b>40</b>	<b>153</b>	<b>535</b>	<b>22</b>	<b>20</b>	<b>1</b>	<b>1</b>	—	—	—	—	—	—

See footnotes at end of table.

**Table 6. Counties—Employees, Payroll, and Establishments by Industry: 2003—Con.**

[Excludes most government employees, railroad employees, and self-employed persons. Size class 1 to 4 includes establishments with payroll, but no employees, during mid-March pay period. (D) denotes figures withheld to avoid disclosing data for individual companies; the data are included in broader industry totals. Detailed industries with 100 or more employees are shown if industry was not a (D). For explanation of terms, abbreviations, and data reliability/comparability, see introductory text]

NAICS code	Industry	Number of employees for week including March 12	Payroll (\$1,000)		Total number of establishments	Number of establishments by employment-size class								
			First quarter	Annual		1 to 4	5 to 9	10 to 19	20 to 49	50 to 99	100 to 249	250 to 499	500 to 999	1,000 or more
	<b>LEVY</b>													
	<b>Total</b> .....	<b>5 583</b>	<b>28 124</b>	<b>113 997</b>	<b>668</b>	<b>392</b>	<b>161</b>	<b>54</b>	<b>48</b>	<b>8</b>	<b>3</b>	<b>2</b>	-	-
<b>11</b>	<b>Forestry, fishing, hunting, and agriculture support</b> .....	<b>241</b>	<b>1 512</b>	<b>6 208</b>	<b>19</b>	<b>8</b>	<b>4</b>	<b>2</b>	<b>4</b>	<b>1</b>	-	-	-	-
113	Forestry and logging .....	(C)	(D)	(D)	11	3	4	1	2	1	-	-	-	-
1133	Logging .....	172	1 106	4 200	9	2	3	1	2	1	-	-	-	-
11331	Logging .....	172	1 106	4 200	9	2	3	1	2	1	-	-	-	-
113310	Logging .....	172	1 106	4 200	9	2	3	1	2	1	-	-	-	-
<b>21</b>	<b>Mining</b> .....	<b>80</b>	<b>666</b>	<b>2 693</b>	<b>3</b>	-	-	<b>1</b>	<b>2</b>	-	-	-	-	-
<b>22</b>	<b>Utilities</b> .....	<b>(C)</b>	<b>(D)</b>	<b>(D)</b>	<b>2</b>	-	<b>1</b>	-	-	-	<b>1</b>	-	-	-
221	Utilities .....	(C)	(D)	(D)	2	-	1	-	-	-	1	-	-	-
2211	Elec pwr generation, transmsn & distribution ...	(C)	(D)	(D)	1	-	-	-	-	-	1	-	-	-
22112	Electric pwr transmsn, control & distribution ..	(C)	(D)	(D)	1	-	-	-	-	-	1	-	-	-
<b>23</b>	<b>Construction</b> .....	<b>650</b>	<b>4 478</b>	<b>17 780</b>	<b>73</b>	<b>51</b>	<b>14</b>	<b>3</b>	<b>2</b>	<b>2</b>	<b>1</b>	-	-	-
237	Heavy and Civil Engineering Construction .....	424	3 506	13 125	8	2	2	1	-	2	1	-	-	-
2373	Highway, Street, and Bridge Construction .....	415	3 485	13 010	5	-	1	1	-	2	1	-	-	-
23731	Highway, Street, and Bridge Construction .....	415	3 485	13 010	5	-	1	1	-	2	1	-	-	-
237310	Highway, Street, and Bridge Construction ..	415	3 485	13 010	5	-	1	1	-	2	1	-	-	-
238	Specialty Trade Contractors .....	158	687	3 257	46	35	8	2	1	-	-	-	-	-
<b>31-33</b>	<b>Manufacturing</b> .....	<b>521</b>	<b>3 408</b>	<b>14 325</b>	<b>18</b>	<b>8</b>	<b>5</b>	<b>2</b>	<b>1</b>	<b>1</b>	-	<b>1</b>	-	-
332	Fabricated metal product mfg .....	102	634	2 570	6	2	2	1	-	1	-	-	-	-
3329	Other fabricated metal product mfg .....	(C)	(D)	(D)	4	-	2	1	-	1	-	-	-	-
336	Transportation equipment mfg .....	(E)	(D)	(D)	2	1	-	-	-	-	-	1	-	-
3366	Ship & boat building .....	(E)	(D)	(D)	2	1	-	-	-	-	-	1	-	-
33661	Ship & boat building .....	(E)	(D)	(D)	2	1	-	-	-	-	-	1	-	-
<b>42</b>	<b>Wholesale trade</b> .....	<b>137</b>	<b>964</b>	<b>4 411</b>	<b>25</b>	<b>14</b>	<b>7</b>	<b>3</b>	<b>1</b>	-	-	-	-	-
<b>44-45</b>	<b>Retail trade</b> .....	<b>1 404</b>	<b>6 159</b>	<b>24 519</b>	<b>136</b>	<b>73</b>	<b>43</b>	<b>9</b>	<b>8</b>	<b>1</b>	<b>1</b>	<b>1</b>	-	-
441	Motor vehicle & parts dealers .....	130	1 052	4 268	20	12	4	2	2	-	-	-	-	-
444	Bldg material & garden equip & supp dealers .....	109	468	1 370	11	3	4	3	1	-	-	-	-	-
445	Food & beverage stores .....	365	1 133	4 755	21	11	2	2	4	1	1	-	-	-
4451	Grocery stores .....	352	1 097	4 599	17	8	1	2	4	1	1	-	-	-
44511	Grocery (except convenience) stores .....	316	1 023	4 283	8	1	-	1	4	1	1	-	-	-
445110	Grocery (except convenience) stores .....	316	1 023	4 283	8	1	-	1	4	1	1	-	-	-
447	Gasoline stations .....	142	460	1 795	29	15	13	1	-	-	-	-	-	-
4471	Gasoline stations .....	142	460	1 795	29	15	13	1	-	-	-	-	-	-
44711	Gasoline stations with convenience stores ..	128	424	1 622	24	11	12	1	-	-	-	-	-	-
447110	Gasoline stations with convenience stores .	128	424	1 622	24	11	12	1	-	-	-	-	-	-
452	General merchandise stores .....	(E)	(D)	(D)	11	3	7	-	-	-	-	1	-	-
4529	Other general merchandise stores .....	(E)	(D)	(D)	11	3	7	-	-	-	-	1	-	-
45291	Warehouse clubs & superstores .....	(E)	(D)	(D)	1	-	-	-	-	-	-	1	-	-
<b>48-49</b>	<b>Transportation &amp; warehousing</b> .....	<b>75</b>	<b>318</b>	<b>1 620</b>	<b>30</b>	<b>26</b>	<b>3</b>	<b>1</b>	-	-	-	-	-	-
<b>51</b>	<b>Information</b> .....	<b>77</b>	<b>630</b>	<b>1 991</b>	<b>10</b>	<b>4</b>	<b>3</b>	<b>2</b>	<b>1</b>	-	-	-	-	-
<b>52</b>	<b>Finance &amp; insurance</b> .....	<b>248</b>	<b>1 968</b>	<b>6 720</b>	<b>30</b>	<b>13</b>	<b>12</b>	<b>3</b>	<b>1</b>	<b>1</b>	-	-	-	-
522	Credit intermediation & related activities .....	183	1 500	4 941	15	4	7	2	1	1	-	-	-	-
5221	Depository credit intermediation .....	(C)	(D)	(D)	13	2	7	2	1	1	-	-	-	-
52211	Commercial banking .....	172	1 426	4 621	12	2	6	2	1	1	-	-	-	-
522110	Commercial banking .....	172	1 426	4 621	12	2	6	2	1	1	-	-	-	-
<b>53</b>	<b>Real estate &amp; rental &amp; leasing</b> .....	<b>94</b>	<b>329</b>	<b>1 429</b>	<b>29</b>	<b>21</b>	<b>7</b>	<b>1</b>	-	-	-	-	-	-
<b>54</b>	<b>Professional, scientific &amp; technical services</b> .....	<b>187</b>	<b>1 163</b>	<b>4 855</b>	<b>40</b>	<b>27</b>	<b>8</b>	<b>3</b>	<b>2</b>	-	-	-	-	-
541	Professional, scientific & technical services .....	187	1 163	4 855	40	27	8	3	2	-	-	-	-	-
<b>55</b>	<b>Management of companies &amp; enterprises</b> ..	<b>41</b>	<b>235</b>	<b>820</b>	<b>6</b>	<b>2</b>	<b>3</b>	<b>1</b>	-	-	-	-	-	-
<b>56</b>	<b>Admin, support, waste mgt, remediation services</b> .....	<b>82</b>	<b>268</b>	<b>1 253</b>	<b>27</b>	<b>21</b>	<b>4</b>	<b>1</b>	<b>1</b>	-	-	-	-	-
<b>61</b>	<b>Educational services</b> .....	<b>(B)</b>	<b>(D)</b>	<b>(D)</b>	<b>10</b>	<b>8</b>	-	<b>2</b>	-	-	-	-	-	-
<b>62</b>	<b>Health care and social assistance</b> .....	<b>389</b>	<b>1 978</b>	<b>8 081</b>	<b>53</b>	<b>24</b>	<b>15</b>	<b>9</b>	<b>5</b>	-	-	-	-	-
621	Ambulatory health care services .....	194	1 335	5 340	27	10	11	4	2	-	-	-	-	-
624	Social assistance .....	(C)	(D)	(D)	23	12	4	5	2	-	-	-	-	-
6244	Child day care services .....	121	353	1 461	20	11	4	4	1	-	-	-	-	-
62441	Child day care services .....	121	353	1 461	20	11	4	4	1	-	-	-	-	-
624410	Child day care services .....	121	353	1 461	20	11	4	4	1	-	-	-	-	-
<b>71</b>	<b>Arts, entertainment &amp; recreation</b> .....	<b>69</b>	<b>253</b>	<b>1 034</b>	<b>15</b>	<b>9</b>	<b>4</b>	<b>1</b>	<b>1</b>	-	-	-	-	-

See footnotes at end of table.

**Table 6. Counties—Employees, Payroll, and Establishments by Industry: 2003—Con.**

[Excludes most government employees, railroad employees, and self-employed persons. Size class 1 to 4 includes establishments with payroll, but no employees, during mid-March pay period. (D) denotes figures withheld to avoid disclosing data for individual companies; the data are included in broader industry totals. Detailed industries with 100 or more employees are shown if industry was not a (D). For explanation of terms, abbreviations, and data reliability/comparability, see introductory text]

NAICS code	Industry	Number of employees for week including March 12	Payroll (\$1,000)		Total number of establishments	Number of establishments by employment-size class								
			First quarter	Annual		1 to 4	5 to 9	10 to 19	20 to 49	50 to 99	100 to 249	250 to 499	500 to 999	1,000 or more
<b>LEVY—Con.</b>														
<b>72</b>	<b>Accommodation &amp; food services</b>	<b>866</b>	<b>1 777</b>	<b>7 351</b>	<b>64</b>	<b>25</b>	<b>11</b>	<b>8</b>	<b>18</b>	<b>2</b>	-	-	-	-
721	Accommodation	106	260	1 042	8	2	2	1	3	-	-	-	-	-
7211	Traveler accommodation	106	260	1 042	8	2	2	1	3	-	-	-	-	-
72111	Hotels (exc casino hotels) & motels	106	260	1 042	8	2	2	1	3	-	-	-	-	-
721110	Hotels (exc casino hotels) & motels	106	260	1 042	8	2	2	1	3	-	-	-	-	-
722	Food services & drinking places	760	1 517	6 309	56	23	9	7	15	2	-	-	-	-
7221	Full-service restaurants	372	825	3 403	31	10	8	6	6	1	-	-	-	-
72211	Full-service restaurants	372	825	3 403	31	10	8	6	6	1	-	-	-	-
722110	Full-service restaurants	372	825	3 403	31	10	8	6	6	1	-	-	-	-
7222	Limited-service eating places	373	643	2 701	19	7	1	1	9	1	-	-	-	-
72221	Limited-service eating places	373	643	2 701	19	7	1	1	9	1	-	-	-	-
722211	Limited-service restaurants	373	643	2 701	19	7	1	1	9	1	-	-	-	-
<b>81</b>	<b>Other services (except public administration)</b>	<b>263</b>	<b>795</b>	<b>3 231</b>	<b>75</b>	<b>56</b>	<b>16</b>	<b>2</b>	<b>1</b>	-	-	-	-	-
813	Religious, grantmaking, civic, prof & like organizations	161	333	1 341	35	22	11	1	1	-	-	-	-	-
8131	Religious organizations	130	270	1 096	23	12	9	1	1	-	-	-	-	-
81311	Religious organizations	130	270	1 096	23	12	9	1	1	-	-	-	-	-
813110	Religious organizations	130	270	1 096	23	12	9	1	1	-	-	-	-	-
<b>99</b>	<b>Unclassified establishments</b>	<b>(A)</b>	<b>(D)</b>	<b>(D)</b>	<b>3</b>	<b>2</b>	<b>1</b>	-	-	-	-	-	-	-
<b>LIBERTY</b>														
	<b>Total</b>	<b>1 189</b>	<b>7 224</b>	<b>31 413</b>	<b>80</b>	<b>39</b>	<b>17</b>	<b>18</b>	<b>2</b>	<b>1</b>	<b>2</b>	<b>1</b>	-	-
<b>11</b>	<b>Forestry, fishing, hunting, and agriculture support</b>	<b>116</b>	<b>554</b>	<b>2 179</b>	<b>16</b>	<b>8</b>	<b>2</b>	<b>6</b>	-	-	-	-	-	-
113	Forestry and logging	(C)	(D)	(D)	15	7	2	6	-	-	-	-	-	-
1133	Logging	106	497	1 933	13	5	2	6	-	-	-	-	-	-
11331	Logging	106	497	1 933	13	5	2	6	-	-	-	-	-	-
113310	Logging	106	497	1 933	13	5	2	6	-	-	-	-	-	-
<b>21</b>	<b>Mining</b>	<b>(A)</b>	<b>(D)</b>	<b>(D)</b>	<b>1</b>	-	-	<b>1</b>	-	-	-	-	-	-
<b>22</b>	<b>Utilities</b>	<b>(A)</b>	<b>(D)</b>	<b>(D)</b>	<b>1</b>	-	<b>1</b>	-	-	-	-	-	-	-
<b>23</b>	<b>Construction</b>	<b>(E)</b>	<b>(D)</b>	<b>(D)</b>	<b>8</b>	<b>6</b>	<b>1</b>	-	-	-	-	<b>1</b>	-	-
237	Heavy and Civil Engineering Construction	(E)	(D)	(D)	2	1	-	-	-	-	-	1	-	-
2373	Highway, Street, and Bridge Construction	(E)	(D)	(D)	1	-	-	-	-	-	-	1	-	-
23731	Highway, Street, and Bridge Construction	(E)	(D)	(D)	1	-	-	-	-	-	-	1	-	-
<b>31-33</b>	<b>Manufacturing</b>	<b>151</b>	<b>1 198</b>	<b>4 929</b>	<b>5</b>	-	<b>1</b>	<b>3</b>	-	-	<b>1</b>	-	-	-
321	Wood product mfg	151	1 198	4 929	5	-	1	3	-	-	1	-	-	-
3211	Sawmills & wood preservation	(C)	(D)	(D)	4	-	1	2	-	-	1	-	-	-
32111	Sawmills & wood preservation	(C)	(D)	(D)	4	-	1	2	-	-	1	-	-	-
<b>42</b>	<b>Wholesale trade</b>	<b>(A)</b>	<b>(D)</b>	<b>(D)</b>	<b>1</b>	<b>1</b>	-	-	-	-	-	-	-	-
<b>44-45</b>	<b>Retail trade</b>	<b>100</b>	<b>323</b>	<b>1 574</b>	<b>15</b>	<b>6</b>	<b>5</b>	<b>4</b>	-	-	-	-	-	-
<b>48-49</b>	<b>Transportation &amp; warehousing</b>	<b>33</b>	<b>149</b>	<b>745</b>	<b>8</b>	<b>6</b>	<b>1</b>	<b>1</b>	-	-	-	-	-	-
<b>51</b>	<b>Information</b>	<b>(A)</b>	<b>(D)</b>	<b>(D)</b>	<b>1</b>	-	-	<b>1</b>	-	-	-	-	-	-
<b>52</b>	<b>Finance &amp; insurance</b>	<b>(B)</b>	<b>(D)</b>	<b>(D)</b>	<b>2</b>	<b>1</b>	-	-	<b>1</b>	-	-	-	-	-
<b>53</b>	<b>Real estate &amp; rental &amp; leasing</b>	<b>(A)</b>	<b>(D)</b>	<b>(D)</b>	<b>2</b>	<b>2</b>	-	-	-	-	-	-	-	-
<b>54</b>	<b>Professional, scientific &amp; technical services</b>	<b>(A)</b>	<b>(D)</b>	<b>(D)</b>	<b>1</b>	<b>1</b>	-	-	-	-	-	-	-	-
<b>62</b>	<b>Health care and social assistance</b>	<b>111</b>	<b>445</b>	<b>1 951</b>	<b>10</b>	<b>4</b>	<b>3</b>	<b>2</b>	-	<b>1</b>	-	-	-	-
<b>71</b>	<b>Arts, entertainment &amp; recreation</b>	<b>(A)</b>	<b>(D)</b>	<b>(D)</b>	<b>1</b>	-	<b>1</b>	-	-	-	-	-	-	-
<b>72</b>	<b>Accommodation &amp; food services</b>	<b>(C)</b>	<b>(D)</b>	<b>(D)</b>	<b>4</b>	<b>2</b>	-	-	<b>1</b>	-	<b>1</b>	-	-	-
721	Accommodation	(C)	(D)	(D)	1	-	-	-	-	-	1	-	-	-
7212	RV parks & recreational camps	(C)	(D)	(D)	1	-	-	-	-	-	1	-	-	-
72121	RV parks & recreational camps	(C)	(D)	(D)	1	-	-	-	-	-	1	-	-	-
<b>81</b>	<b>Other services (except public administration)</b>	<b>(A)</b>	<b>(D)</b>	<b>(D)</b>	<b>4</b>	<b>2</b>	<b>2</b>	-	-	-	-	-	-	-
<b>MADISON</b>														
	<b>Total</b>	<b>3 870</b>	<b>18 418</b>	<b>79 090</b>	<b>318</b>	<b>164</b>	<b>87</b>	<b>36</b>	<b>16</b>	<b>9</b>	<b>5</b>	-	<b>1</b>	-
<b>11</b>	<b>Forestry, fishing, hunting, and agriculture support</b>	<b>62</b>	<b>438</b>	<b>1 815</b>	<b>10</b>	<b>4</b>	<b>4</b>	<b>2</b>	-	-	-	-	-	-
<b>22</b>	<b>Utilities</b>	<b>(B)</b>	<b>(D)</b>	<b>(D)</b>	<b>5</b>	<b>3</b>	<b>1</b>	-	-	<b>1</b>	-	-	-	-
<b>23</b>	<b>Construction</b>	<b>68</b>	<b>274</b>	<b>1 181</b>	<b>22</b>	<b>17</b>	<b>5</b>	-	-	-	-	-	-	-
<b>31-33</b>	<b>Manufacturing</b>	<b>909</b>	<b>5 663</b>	<b>25 445</b>	<b>10</b>	<b>2</b>	<b>4</b>	-	<b>1</b>	<b>2</b>	-	-	<b>1</b>	-
311	Food mfg	(F)	(D)	(D)	1	-	-	-	-	-	-	-	1	-
3116	Animal slaughtering & processing	(F)	(D)	(D)	1	-	-	-	-	-	-	-	1	-
31161	Animal slaughtering & processing	(F)	(D)	(D)	1	-	-	-	-	-	-	-	1	-
<b>42</b>	<b>Wholesale trade</b>	<b>86</b>	<b>272</b>	<b>1 939</b>	<b>15</b>	<b>8</b>	<b>4</b>	<b>2</b>	<b>1</b>	-	-	-	-	-

See footnotes at end of table.

**Table 6. Counties—Employees, Payroll, and Establishments by Industry: 2003—Con.**

[Excludes most government employees, railroad employees, and self-employed persons. Size class 1 to 4 includes establishments with payroll, but no employees, during mid-March pay period. (D) denotes figures withheld to avoid disclosing data for individual companies; the data are included in broader industry totals. Detailed industries with 100 or more employees are shown if industry was not a (D). For explanation of terms, abbreviations, and data reliability/comparability, see introductory text]

NAICS code	Industry	Number of employees for week including March 12	Payroll (\$1,000)		Total number of establishments	Number of establishments by employment-size class								
			First quarter	Annual		1 to 4	5 to 9	10 to 19	20 to 49	50 to 99	100 to 249	250 to 499	500 to 999	1,000 or more
<b>MADISON—Con.</b>														
<b>44-45</b>	<b>Retail trade</b> .....	<b>777</b>	<b>2 573</b>	<b>10 968</b>	<b>73</b>	<b>30</b>	<b>25</b>	<b>13</b>	<b>3</b>	—	<b>2</b>	—	—	—
445	Food & beverage stores .....	199	538	2 286	7	4	—	1	1	—	1	—	—	—
4451	Grocery stores .....	(C)	(D)	(D)	6	3	—	1	1	—	1	—	—	—
44511	Grocery (except convenience) stores .....	189	510	2 206	3	—	—	1	1	—	1	—	—	—
445110	Grocery (except convenience) stores .....	189	510	2 206	3	—	—	1	1	—	1	—	—	—
447	Gasoline stations .....	277	907	3 947	21	10	4	6	—	—	1	—	—	—
4471	Gasoline stations .....	277	907	3 947	21	10	4	6	—	—	1	—	—	—
44711	Gasoline stations with convenience stores ...	(C)	(D)	(D)	17	9	4	3	—	—	1	—	—	—
<b>48-49</b>	<b>Transportation &amp; warehousing</b> .....	<b>83</b>	<b>506</b>	<b>2 346</b>	<b>12</b>	<b>9</b>	<b>1</b>	<b>1</b>	<b>1</b>	—	—	—	—	—
<b>51</b>	<b>Information</b> .....	<b>97</b>	<b>603</b>	<b>2 109</b>	<b>8</b>	<b>6</b>	—	<b>1</b>	—	<b>1</b>	—	—	—	—
<b>52</b>	<b>Finance &amp; insurance</b> .....	<b>85</b>	<b>461</b>	<b>2 124</b>	<b>18</b>	<b>12</b>	<b>3</b>	<b>2</b>	<b>1</b>	—	—	—	—	—
<b>53</b>	<b>Real estate &amp; rental &amp; leasing</b> .....	<b>33</b>	<b>78</b>	<b>336</b>	<b>8</b>	<b>6</b>	<b>1</b>	<b>1</b>	—	—	—	—	—	—
<b>54</b>	<b>Professional, scientific &amp; technical services</b> .....	<b>81</b>	<b>420</b>	<b>2 393</b>	<b>18</b>	<b>9</b>	<b>7</b>	<b>2</b>	—	—	—	—	—	—
<b>55</b>	<b>Management of companies &amp; enterprises</b> ..	<b>(A)</b>	<b>(D)</b>	<b>(D)</b>	<b>1</b>	—	—	<b>1</b>	—	—	—	—	—	—
<b>56</b>	<b>Admin, support, waste mgmt, remediation services</b> .....	<b>79</b>	<b>304</b>	<b>1 189</b>	<b>10</b>	<b>7</b>	<b>1</b>	—	<b>2</b>	—	—	—	—	—
<b>61</b>	<b>Educational services</b> .....	<b>(B)</b>	<b>(D)</b>	<b>(D)</b>	<b>3</b>	<b>1</b>	—	<b>1</b>	<b>1</b>	—	—	—	—	—
<b>62</b>	<b>Health care and social assistance</b> .....	<b>873</b>	<b>4 722</b>	<b>18 809</b>	<b>35</b>	<b>12</b>	<b>12</b>	<b>4</b>	<b>1</b>	<b>3</b>	<b>3</b>	—	—	—
621	Ambulatory health care services .....	114	786	3 023	18	8	7	2	1	—	—	—	—	—
622	Hospitals .....	(C)	(D)	(D)	1	—	—	—	—	—	1	—	—	—
6221	General medical & surgical hospitals .....	(C)	(D)	(D)	1	—	—	—	—	—	1	—	—	—
62211	General medical & surgical hospitals .....	(C)	(D)	(D)	1	—	—	—	—	—	1	—	—	—
623	Nursing & residential care facilities .....	477	2 326	9 722	4	—	—	—	—	2	2	—	—	—
6231	Nursing care facilities .....	(C)	(D)	(D)	2	—	—	—	—	1	1	—	—	—
62311	Nursing care facilities .....	(C)	(D)	(D)	2	—	—	—	—	1	1	—	—	—
6239	Other residential care facilities .....	(C)	(D)	(D)	1	—	—	—	—	—	1	—	—	—
62399	Other residential care facilities .....	(C)	(D)	(D)	1	—	—	—	—	—	1	—	—	—
624	Social assistance .....	(C)	(D)	(D)	12	4	5	2	—	1	—	—	—	—
6241	Individual & family services .....	(C)	(D)	(D)	5	2	1	1	—	1	—	—	—	—
62412	Services for elderly & disabled persons .....	102	232	1 044	3	—	1	1	—	1	—	—	—	—
624120	Services for elderly & disabled persons ....	102	232	1 044	3	—	1	1	—	1	—	—	—	—
<b>71</b>	<b>Arts, entertainment &amp; recreation</b> .....	<b>21</b>	<b>87</b>	<b>361</b>	<b>5</b>	<b>2</b>	<b>3</b>	—	—	—	—	—	—	—
<b>72</b>	<b>Accommodation &amp; food services</b> .....	<b>375</b>	<b>794</b>	<b>3 183</b>	<b>27</b>	<b>5</b>	<b>11</b>	<b>4</b>	<b>5</b>	<b>2</b>	—	—	—	—
722	Food services & drinking places .....	290	597	2 323	22	3	10	3	5	1	—	—	—	—
7222	Limited-service eating places .....	219	451	1 768	14	1	7	1	4	1	—	—	—	—
72221	Limited-service eating places .....	219	451	1 768	14	1	7	1	4	1	—	—	—	—
<b>81</b>	<b>Other services (except public administration)</b> .....	<b>116</b>	<b>347</b>	<b>1 505</b>	<b>36</b>	<b>29</b>	<b>5</b>	<b>2</b>	—	—	—	—	—	—
<b>99</b>	<b>Unclassified establishments</b> .....	<b>(A)</b>	<b>(D)</b>	<b>(D)</b>	<b>2</b>	<b>2</b>	—	—	—	—	—	—	—	—
<b>MANATEE</b>														
	<b>Total</b> .....	<b>88 614</b>	<b>604 856</b>	<b>2 514 658</b>	<b>6 395</b>	<b>3 860</b>	<b>1 112</b>	<b>691</b>	<b>440</b>	<b>165</b>	<b>98</b>	<b>19</b>	<b>5</b>	<b>5</b>
<b>11</b>	<b>Forestry, fishing, hunting, and agriculture support</b> .....	<b>(G)</b>	<b>(D)</b>	<b>(D)</b>	<b>13</b>	<b>7</b>	<b>1</b>	<b>1</b>	—	<b>2</b>	<b>1</b>	—	—	<b>1</b>
115	Agriculture & forestry support activities .....	(G)	(D)	(D)	12	6	1	1	—	2	1	—	—	1
1151	Crop production support activities .....	1 340	3 583	14 159	8	3	1	1	—	1	1	—	—	1
11511	Crop production support activities .....	1 340	3 583	14 159	8	3	1	1	—	1	1	—	—	1
115114	Postharvest crop activities (exc ginning) ...	1 281	3 511	13 911	5	1	1	1	—	1	—	—	—	1
<b>21</b>	<b>Mining</b> .....	<b>(A)</b>	<b>(D)</b>	<b>(D)</b>	<b>3</b>	<b>3</b>	—	—	—	—	—	—	—	—
<b>22</b>	<b>Utilities</b> .....	<b>195</b>	<b>3 105</b>	<b>12 039</b>	<b>9</b>	<b>4</b>	—	<b>3</b>	—	<b>2</b>	—	—	—	—
221	Utilities .....	195	3 105	12 039	9	4	—	3	—	2	—	—	—	—
2211	Elec pwr generation, transmnsn & distribution ...	(C)	(D)	(D)	4	1	—	1	—	2	—	—	—	—
22112	Electric pwr transmnsn, control & distribution ..	(C)	(D)	(D)	3	1	—	1	—	1	—	—	—	—
<b>23</b>	<b>Construction</b> .....	<b>5 848</b>	<b>45 675</b>	<b>198 703</b>	<b>730</b>	<b>523</b>	<b>93</b>	<b>53</b>	<b>38</b>	<b>16</b>	<b>5</b>	<b>2</b>	—	—
236	Construction of Buildings .....	836	8 536	32 953	179	132	28	12	5	2	—	—	—	—
2361	Residential Building Construction .....	535	5 319	19 098	150	118	22	7	1	2	—	—	—	—
23611	Residential Building Construction .....	535	5 319	19 098	150	118	22	7	1	2	—	—	—	—
236115	New Single-Family Housing Construction (except Operative Builders) .....	333	3 854	13 509	102	79	17	4	1	1	—	—	—	—
236118	Residential Remodelers .....	104	611	2 418	41	35	5	1	—	—	—	—	—	—
2362	Nonresidential Building Construction .....	301	3 217	13 855	29	14	6	5	4	—	—	—	—	—
23622	Commercial and Institutional Building Construction .....	(E)	(D)	(D)	28	13	6	5	4	—	—	—	—	—

See footnotes at end of table.

**Table 6. Counties—Employees, Payroll, and Establishments by Industry: 2003—Con.**

[Excludes most government employees, railroad employees, and self-employed persons. Size class 1 to 4 includes establishments with payroll, but no employees, during mid-March pay period. (D) denotes figures withheld to avoid disclosing data for individual companies; the data are included in broader industry totals. Detailed industries with 100 or more employees are shown if industry was not a (D). For explanation of terms, abbreviations, and data reliability/comparability, see introductory text]

NAICS code	Industry	Number of employees for week including March 12	Payroll (\$1,000)		Total number of establishments	Number of establishments by employment-size class									
			First quarter	Annual		1 to 4	5 to 9	10 to 19	20 to 49	50 to 99	100 to 249	250 to 499	500 to 999	1,000 or more	
<b>MANATEE—Con.</b>															
<b>23 Construction—Con.</b>															
237	Heavy and Civil Engineering Construction .....	1 237	10 779	47 186	54	32	3	6	7	2	4	—	—	—	
2371	Utility System Construction .....	(F)	(D)	(D)	21	8	1	4	5	—	3	—	—	—	
23711	Water and Sewer Line and Related Structures Construction .....	741	6 714	29 479	17	6	—	4	4	—	3	—	—	—	
237110	Water and Sewer Line and Related Structures Construction .....	741	6 714	29 479	17	6	—	4	4	—	3	—	—	—	
2372	Land Subdivision .....	193	1 697	7 473	23	20	2	—	—	—	1	—	—	—	
23721	Land Subdivision .....	193	1 697	7 473	23	20	2	—	—	—	1	—	—	—	
237210	Land Subdivision .....	193	1 697	7 473	23	20	2	—	—	—	1	—	—	—	
2373	Highway, Street, and Bridge Construction .....	229	1 833	8 054	6	2	—	—	2	2	—	—	—	—	
23731	Highway, Street, and Bridge Construction .....	229	1 833	8 054	6	2	—	—	2	2	—	—	—	—	
237310	Highway, Street, and Bridge Construction .....	229	1 833	8 054	6	2	—	—	2	2	—	—	—	—	
238	Specialty Trade Contractors .....	3 775	26 360	118 564	497	359	62	35	26	12	1	2	—	—	
2381	Foundation, Structure, and Building Exterior Contractors .....	1 171	7 872	35 536	115	74	21	9	7	2	1	1	—	—	
23811	Poured Concrete Foundation and Structure Contractors .....	240	1 651	6 777	27	14	6	4	2	1	—	—	—	—	
238110	Poured Concrete Foundation and Structure Contractors .....	240	1 651	6 777	27	14	6	4	2	1	—	—	—	—	
23814	Masonry Contractors .....	275	1 726	7 297	19	8	4	4	2	—	1	—	—	—	
238140	Masonry Contractors .....	275	1 726	7 297	19	8	4	4	2	—	1	—	—	—	
23816	Roofing Contractors .....	538	3 868	18 727	21	12	4	—	3	1	—	1	—	—	
238160	Roofing Contractors .....	538	3 868	18 727	21	12	4	—	3	1	—	1	—	—	
2382	Building Equipment Contractors .....	1 217	9 380	41 245	147	95	19	16	12	5	—	—	—	—	
23821	Electrical Contractors .....	545	4 786	21 569	62	43	6	6	5	2	—	—	—	—	
238210	Electrical Contractors .....	545	4 786	21 569	62	43	6	6	5	2	—	—	—	—	
23822	Plumbing, Heating, and Air-Conditioning Contractors .....	(F)	(D)	(D)	80	48	13	10	6	3	—	—	—	—	
2383	Building Finishing Contractors .....	348	1 788	7 819	148	130	14	3	—	1	—	—	—	—	
23831	Drywall and Insulation Contractors .....	145	743	3 041	31	22	5	3	—	1	—	—	—	—	
238310	Drywall and Insulation Contractors .....	145	743	3 041	31	22	5	3	—	1	—	—	—	—	
2389	Other Specialty Trade Contractors .....	1 039	7 320	33 964	87	60	8	7	7	4	—	1	—	—	
23891	Site Preparation Contractors .....	686	5 150	24 281	37	23	4	2	5	2	—	1	—	—	
238910	Site Preparation Contractors .....	686	5 150	24 281	37	23	4	2	5	2	—	1	—	—	
23899	All Other Specialty Trade Contractors .....	353	2 170	9 683	50	37	4	5	2	2	—	—	—	—	
238990	All Other Specialty Trade Contractors .....	353	2 170	9 683	50	37	4	5	2	2	—	—	—	—	
<b>31-33</b>	<b>Manufacturing .....</b>	<b>10 123</b>	<b>119 415</b>	<b>437 966</b>	<b>261</b>	<b>116</b>	<b>40</b>	<b>35</b>	<b>34</b>	<b>11</b>	<b>17</b>	<b>6</b>	<b>1</b>	<b>1</b>	
311	Food mfg .....	(H)	(D)	(D)	14	5	2	1	2	1	—	2	—	1	
3114	Fruit & veg preserving & specialty food mfg .....	(G)	(D)	(D)	2	—	—	—	—	—	—	1	—	1	
31142	Fruit & veg canning, pickling & drying .....	(G)	(D)	(D)	2	—	—	—	—	—	—	1	—	1	
3118	Bakeries & tortilla mfg .....	(E)	(D)	(D)	9	3	2	1	1	1	—	1	—	—	
31181	Bread & bakery product mfg .....	(E)	(D)	(D)	9	3	2	1	1	1	—	1	—	—	
314	Textile product mills .....	257	1 424	6 173	12	6	2	1	1	1	1	—	—	—	
3149	Other textile product mills .....	(C)	(D)	(D)	9	5	1	—	1	1	1	—	—	—	
31491	Textile bag & canvas mills .....	231	1 316	5 655	8	4	1	—	1	1	1	—	—	—	
314912	Canvas & related product mills .....	231	1 316	5 655	8	4	1	—	1	1	1	—	—	—	
321	Wood product mfg .....	(C)	(D)	(D)	3	1	—	1	—	—	1	—	—	—	
3212	Veneer, plywood & engineered wood product mfg .....	(C)	(D)	(D)	1	—	—	—	—	—	1	—	—	—	
32121	Veneer, plywood & engineered wood product mfg .....	(C)	(D)	(D)	1	—	—	—	—	—	1	—	—	—	
325	Chemical mfg .....	(E)	(D)	(D)	3	1	—	1	—	—	1	—	—	—	
3252	Resin, syn rubber, artf & syn fibers, fil mfg .....	(C)	(D)	(D)	1	—	—	—	—	—	1	—	—	—	
32521	Resin & synthetic rubber mfg .....	(C)	(D)	(D)	1	—	—	—	—	—	1	—	—	—	
326	Plastics & rubber products mfg .....	221	1 822	7 651	10	6	—	—	2	1	1	—	—	—	
3261	Plastics product mfg .....	(C)	(D)	(D)	8	5	—	—	1	1	1	—	—	—	
32619	Other plastics product mfg .....	(C)	(D)	(D)	6	4	—	—	1	—	1	—	—	—	
327	Nonmetallic mineral product mfg .....	434	3 760	16 005	14	—	3	7	3	—	1	—	—	—	
3272	Glass & glass product mfg .....	(C)	(D)	(D)	1	—	—	—	—	—	1	—	—	—	
32721	Glass & glass product mfg .....	(C)	(D)	(D)	1	—	—	—	—	—	1	—	—	—	
3273	Cement & concrete product mfg .....	(C)	(D)	(D)	13	—	3	7	3	—	—	—	—	—	
32732	Ready-mix concrete mfg .....	142	1 276	5 596	7	—	—	5	2	—	—	—	—	—	
327320	Ready-mix concrete mfg .....	142	1 276	5 596	7	—	—	5	2	—	—	—	—	—	
332	Fabricated metal product mfg .....	875	5 746	23 379	46	22	8	8	4	1	3	—	—	—	
3323	Architectural & structural metals mfg .....	395	2 634	11 825	16	6	5	1	2	—	2	—	—	—	
33231	Plate work & fabricated structural prod mfg .....	204	1 237	5 581	6	3	1	—	1	—	1	—	—	—	
33232	Ornamental & architectural metal prod mfg .....	191	1 397	6 244	10	3	4	1	1	—	1	—	—	—	
332321	Metal window & door mfg .....	155	1 105	5 104	5	1	2	—	1	—	—	—	—	—	
3327	Mach shops, turn prod, screw, nut, bolt mfg .....	158	1 047	4 230	20	12	3	3	2	—	—	—	—	—	
3329	Other fabricated metal product mfg .....	(C)	(D)	(D)	1	—	—	—	—	—	1	—	—	—	
33291	Metal valve mfg .....	(C)	(D)	(D)	1	—	—	—	—	—	1	—	—	—	
333	Machinery mfg .....	743	6 905	25 751	33	11	5	4	9	3	1	—	—	—	
3333	Commercial & service industry machinery mfg .....	132	1 212	3 743	5	1	—	—	3	1	—	—	—	—	
33331	Commercial & service industry machinery mfg .....	132	1 212	3 743	5	1	—	—	3	1	—	—	—	—	
3335	Metalworking machinery mfg .....	108	818	3 271	11	4	3	2	2	—	—	—	—	—	
33351	Metalworking machinery mfg .....	108	818	3 271	11	4	3	2	2	—	—	—	—	—	
3339	Other general purpose machinery mfg .....	487	4 776	18 302	11	1	2	1	4	2	1	—	—	—	
33392	Material handling equipment mfg .....	(C)	(D)	(D)	4	—	2	1	—	1	—	—	—	—	
33399	All other general purpose machinery mfg .....	322	2 688	10 795	6	1	—	—	3	1	1	—	—	—	

See footnotes at end of table.

**Table 6. Counties—Employees, Payroll, and Establishments by Industry: 2003—Con.**

[Excludes most government employees, railroad employees, and self-employed persons. Size class 1 to 4 includes establishments with payroll, but no employees, during mid-March pay period. (D) denotes figures withheld to avoid disclosing data for individual companies; the data are included in broader industry totals. Detailed industries with 100 or more employees are shown if industry was not a (D). For explanation of terms, abbreviations, and data reliability/comparability, see introductory text]

NAICS code	Industry	Number of employees for week including March 12	Payroll (\$1,000)		Total number of establishments	Number of establishments by employment-size class									
			First quarter	Annual		1 to 4	5 to 9	10 to 19	20 to 49	50 to 99	100 to 249	250 to 499	500 to 999	1,000 or more	
<b>MANATEE—Con.</b>															
<b>31-33 Manufacturing—Con.</b>															
334	Computer & electronic product mfg . . . . .	809	6 988	28 771	12	6	—	1	2	—	2	1	—	—	
3342	Communications equipment mfg . . . . .	(E)	(D)	(D)	4	1	—	—	2	—	1	—	—	—	
33421	Telephone apparatus mfg . . . . .	(C)	(D)	(D)	1	—	—	—	—	—	1	—	—	—	
3344	Semiconductor & oth electronic component mfg . . . . .	540	3 383	14 366	6	3	—	1	—	—	1	1	—	—	
33441	Semiconductor & oth electronic component mfg . . . . .	540	3 383	14 366	6	3	—	1	—	—	1	1	—	—	
335	Electrical equip, appliance & component mfg . . . . .	676	6 196	22 743	8	—	2	1	3	—	1	1	—	—	
3353	Electrical equipment mfg . . . . .	(C)	(D)	(D)	4	—	1	1	1	—	1	—	—	—	
33531	Electrical equipment mfg . . . . .	(C)	(D)	(D)	4	—	1	1	1	—	1	—	—	—	
3359	Other electrical equipment & component mfg . . . . .	(E)	(D)	(D)	2	—	—	—	1	—	—	1	—	—	
33593	Wiring device mfg . . . . .	(E)	(D)	(D)	1	—	—	—	—	—	—	1	—	—	
336	Transportation equipment mfg . . . . .	2 035	20 135	74 251	24	8	2	3	4	1	4	1	1	—	
3361	Motor vehicle mfg . . . . .	(C)	(D)	(D)	2	1	—	—	—	—	1	—	—	—	
33612	Heavy duty truck mfg . . . . .	(C)	(D)	(D)	1	—	—	—	—	—	1	—	—	—	
3364	Aerospace product & parts mfg . . . . .	(C)	(D)	(D)	2	1	—	—	—	—	1	—	—	—	
33641	Aerospace product & parts mfg . . . . .	(C)	(D)	(D)	2	1	—	—	—	—	1	—	—	—	
3366	Ship & boat building . . . . .	1 216	10 823	42 374	15	6	—	2	4	—	2	—	1	—	
33661	Ship & boat building . . . . .	1 216	10 823	42 374	15	6	—	2	4	—	2	—	1	—	
336612	Boat building . . . . .	1 149	10 336	40 316	11	5	—	1	2	—	2	—	1	—	
3369	Other transportation equipment mfg . . . . .	(E)	(D)	(D)	2	—	1	—	—	—	—	1	—	—	
33699	Other transportation equipment mfg . . . . .	(E)	(D)	(D)	2	—	1	—	—	—	—	1	—	—	
337	Furniture & related product mfg . . . . .	197	1 178	4 695	23	12	6	3	—	2	—	—	—	—	
3371	HH & institutional furniture & kitchen cabinet mfg . . . . .	(C)	(D)	(D)	18	12	3	2	—	1	—	—	—	—	
339	Miscellaneous mfg . . . . .	710	4 571	19 827	30	18	5	3	2	—	1	1	—	—	
3391	Medical equipment & supplies mfg . . . . .	587	3 750	16 387	17	10	3	2	—	—	1	1	—	—	
33911	Medical equipment & supplies mfg . . . . .	587	3 750	16 387	17	10	3	2	—	—	1	1	—	—	
3399	Other miscellaneous mfg . . . . .	123	821	3 440	13	8	2	1	2	—	—	—	—	—	
33995	Sign mfg . . . . .	(C)	(D)	(D)	8	4	1	1	2	—	—	—	—	—	
<b>42</b>	<b>Wholesale trade . . . . .</b>	<b>2 790</b>	<b>24 860</b>	<b>108 683</b>	<b>339</b>	<b>219</b>	<b>59</b>	<b>39</b>	<b>18</b>	<b>2</b>	<b>1</b>	<b>—</b>	<b>1</b>	<b>—</b>	
423	Merchant Wholesalers, Durable Goods . . . . .	1 105	9 916	44 125	190	120	38	24	7	1	—	—	—	—	
4233	Lumber and Other Construction Materials Merchant Wholesalers . . . . .	234	2 036	8 635	18	9	3	3	2	1	—	—	—	—	
42331	Lumber, Plywood, Millwork, and Wood Panel Merchant Wholesalers . . . . .	142	1 127	4 383	7	4	—	1	1	1	—	—	—	—	
423310	Lumber, Plywood, Millwork, and Wood Panel Merchant Wholesalers . . . . .	142	1 127	4 383	7	4	—	1	1	1	—	—	—	—	
4236	Electrical and Electronic Goods Merchant Wholesalers . . . . .	151	1 992	7 721	23	13	4	5	1	—	—	—	—	—	
4238	Machinery, Equipment, and Supplies Merchant Wholesalers . . . . .	230	2 090	9 503	38	18	13	6	1	—	—	—	—	—	
4239	Miscellaneous Durable Goods Merchant Wholesalers . . . . .	182	1 173	6 718	36	27	4	3	2	—	—	—	—	—	
424	Merchant Wholesalers, Nondurable Goods . . . . .	1 417	13 422	57 713	109	64	19	13	11	1	—	—	1	—	
4244	Grocery and Related Product Wholesalers . . . . .	852	9 181	40 398	37	25	3	5	2	1	—	—	1	—	
42441	General Line Grocery Merchant Wholesalers . . . . .	(F)	(D)	(D)	5	2	1	1	—	—	—	—	1	—	
42449	Other Grocery and Related Products Merchant Wholesalers . . . . .	115	520	2 036	8	5	—	—	2	1	—	—	—	—	
424490	Other Grocery and Related Products Merchant Wholesalers . . . . .	115	520	2 036	8	5	—	—	2	1	—	—	—	—	
4249	Miscellaneous Nondurable Goods Merchant Wholesalers . . . . .	348	2 370	9 463	36	17	7	6	6	—	—	—	—	—	
42493	Flower, Nursery Stock, and Florists' Supplies Merchant Wholesalers . . . . .	137	675	2 607	11	4	2	2	3	—	—	—	—	—	
424930	Flower, Nursery Stock, and Florists' Supplies Merchant Wholesalers . . . . .	137	675	2 607	11	4	2	2	3	—	—	—	—	—	
425	Wholesale Electronic Markets and Agents and Brokers . . . . .	268	1 522	6 845	40	35	2	2	—	—	1	—	—	—	
4251	Wholesale Electronic Markets and Agents and Brokers . . . . .	268	1 522	6 845	40	35	2	2	—	—	1	—	—	—	
42512	Wholesale Trade Agents and Brokers . . . . .	(E)	(D)	(D)	38	34	1	2	—	—	1	—	—	—	
<b>44-45</b>	<b>Retail trade . . . . .</b>	<b>14 374</b>	<b>70 165</b>	<b>281 840</b>	<b>1 000</b>	<b>459</b>	<b>251</b>	<b>145</b>	<b>80</b>	<b>36</b>	<b>25</b>	<b>4</b>	<b>—</b>	<b>—</b>	
441	Motor vehicle & parts dealers . . . . .	1 648	14 135	59 089	116	52	20	25	8	8	3	—	—	—	
4411	Automobile dealers . . . . .	1 005	10 038	41 157	42	25	1	3	3	7	3	—	—	—	
44111	New car dealers . . . . .	906	9 340	39 044	18	4	1	1	2	7	3	—	—	—	
441110	New car dealers . . . . .	906	9 340	39 044	18	4	1	1	2	7	3	—	—	—	
4412	Other motor vehicle dealers . . . . .	252	1 790	8 261	29	15	5	5	3	1	—	—	—	—	
44122	Motorcycle & boat & other MV dealers . . . . .	230	1 671	7 766	23	10	5	4	3	1	—	—	—	—	
441222	Boat dealers . . . . .	187	1 398	6 415	17	7	4	2	3	1	—	—	—	—	
4413	Automotive parts, accessories & tire stores . . . . .	391	2 307	9 671	45	12	14	17	2	—	—	—	—	—	
44131	Automotive parts, accessories & tire stores . . . . .	242	1 121	4 892	28	8	7	12	1	—	—	—	—	—	
441310	Automotive parts, accessories & tire stores . . . . .	242	1 121	4 892	28	8	7	12	1	—	—	—	—	—	
44132	Tire dealers . . . . .	149	1 186	4 779	17	4	7	5	1	—	—	—	—	—	
441320	Tire dealers . . . . .	149	1 186	4 779	17	4	7	5	1	—	—	—	—	—	

See footnotes at end of table.



**Table 6. Counties—Employees, Payroll, and Establishments by Industry: 2003—Con.**

[Excludes most government employees, railroad employees, and self-employed persons. Size class 1 to 4 includes establishments with payroll, but no employees, during mid-March pay period. (D) denotes figures withheld to avoid disclosing data for individual companies; the data are included in broader industry totals. Detailed industries with 100 or more employees are shown if industry was not a (D). For explanation of terms, abbreviations, and data reliability/comparability, see introductory text]

NAICS code	Industry	Number of employees for week including March 12	Payroll (\$1,000)		Total number of establishments	Number of establishments by employment-size class								
			First quarter	Annual		1 to 4	5 to 9	10 to 19	20 to 49	50 to 99	100 to 249	250 to 499	500 to 999	1,000 or more
<b>MANATEE—Con.</b>														
<b>44-45 Retail trade—Con.</b>														
442	Furniture & home furnishings stores	548	2 970	11 425	78	32	25	18	3	—	—	—	—	—
4421	Furniture stores	146	945	3 542	27	13	10	4	—	—	—	—	—	—
44211	Furniture stores	146	945	3 542	27	13	10	4	—	—	—	—	—	—
442110	Furniture stores	146	945	3 542	27	13	10	4	—	—	—	—	—	—
4422	Home furnishings stores	402	2 025	7 883	51	19	15	14	3	—	—	—	—	—
44221	Floor covering stores	101	879	3 507	14	7	4	2	1	—	—	—	—	—
442210	Floor covering stores	101	879	3 507	14	7	4	2	1	—	—	—	—	—
44229	Other home furnishings stores	301	1 146	4 376	37	12	11	12	2	—	—	—	—	—
442299	All other home furnishings stores	286	1 005	3 772	30	6	10	12	2	—	—	—	—	—
443	Electronics & appliance stores	291	1 730	6 454	43	22	14	4	2	1	—	—	—	—
4431	Electronics & appliance stores	291	1 730	6 454	43	22	14	4	2	1	—	—	—	—
44311	Appliance, TV & all other electronics stores	212	1 281	4 855	29	16	8	3	1	1	—	—	—	—
443112	Radio, television & other electronics stores	149	770	2 879	17	10	4	1	1	1	—	—	—	—
444	Bldg material & garden equip & supp dealers	1 073	5 863	22 703	58	28	16	7	4	—	2	1	—	—
4441	Building material & supplies dealers	921	4 983	18 406	45	23	14	3	2	—	2	1	—	—
44411	Home centers (F)	(D)	(D)	(D)	3	—	—	—	—	—	2	1	—	—
44419	Other building material dealers	119	795	3 309	25	15	7	2	1	—	—	—	—	—
444190	Other building material dealers	119	795	3 309	25	15	7	2	1	—	—	—	—	—
4442	Lawn & garden equip & supplies stores	152	880	4 297	13	5	2	4	2	—	—	—	—	—
44422	Nursery & garden centers (C)	(D)	(D)	(D)	12	5	2	3	2	—	—	—	—	—
445	Food & beverage stores	3 624	14 420	57 009	121	68	10	6	8	15	13	1	—	—
4451	Grocery stores	3 489	13 733	54 247	88	45	4	3	7	15	13	1	—	—
44511	Grocery (except convenience) stores	3 346	13 284	52 175	53	17	1	1	5	15	13	1	—	—
445110	Grocery (except convenience) stores	3 346	13 284	52 175	53	17	1	1	5	15	13	1	—	—
44512	Convenience stores	143	449	2 072	35	28	3	2	2	—	—	—	—	—
445120	Convenience stores	143	449	2 072	35	28	3	2	2	—	—	—	—	—
446	Health & personal care stores	951	5 306	21 749	84	37	16	16	12	3	—	—	—	—
4461	Health & personal care stores	951	5 306	21 749	84	37	16	16	12	3	—	—	—	—
44611	Pharmacies & drug stores	722	4 272	17 723	37	9	4	10	11	3	—	—	—	—
446110	Pharmacies & drug stores	722	4 272	17 723	37	9	4	10	11	3	—	—	—	—
44619	Other health & personal care stores	112	634	2 346	29	20	5	4	—	—	—	—	—	—
447	Gasoline stations	665	2 255	9 674	84	36	28	13	6	1	—	—	—	—
4471	Gasoline stations	665	2 255	9 674	84	36	28	13	6	1	—	—	—	—
44711	Gasoline stations with convenience stores	540	2 031	8 425	73	28	27	13	5	—	—	—	—	—
447110	Gasoline stations with convenience stores	540	2 031	8 425	73	28	27	13	5	—	—	—	—	—
44719	Other gasoline stations	125	224	1 249	11	8	1	—	1	1	—	—	—	—
447190	Other gasoline stations	125	224	1 249	11	8	1	—	1	1	—	—	—	—
448	Clothing & clothing accessories stores	1 847	6 107	24 647	190	68	72	28	19	3	—	—	—	—
4481	Clothing stores	1 456	4 523	18 609	123	38	41	23	18	3	—	—	—	—
44812	Women's clothing stores	337	988	3 999	34	10	13	8	2	1	—	—	—	—
448120	Women's clothing stores	337	988	3 999	34	10	13	8	2	1	—	—	—	—
44814	Family clothing stores	873	2 696	11 002	48	8	14	10	14	2	—	—	—	—
448140	Family clothing stores	873	2 696	11 002	48	8	14	10	14	2	—	—	—	—
44819	Other clothing stores	104	337	1 320	17	8	5	3	1	—	—	—	—	—
448190	Other clothing stores	104	337	1 320	17	8	5	3	1	—	—	—	—	—
4482	Shoe stores	233	785	3 072	36	16	14	5	1	—	—	—	—	—
44821	Shoe stores	233	785	3 072	36	16	14	5	1	—	—	—	—	—
448210	Shoe stores	233	785	3 072	36	16	14	5	1	—	—	—	—	—
4483	Jewelry, luggage & leather goods stores	158	799	2 966	31	14	17	—	—	—	—	—	—	—
44831	Jewelry stores (C)	(D)	(D)	(D)	28	13	15	—	—	—	—	—	—	—
451	Sporting goods, hobby, book & music stores	402	1 646	6 713	44	18	14	6	6	—	—	—	—	—
4511	Sporting goods, hobby, musical instrument stores	320	1 427	5 831	31	13	8	5	5	—	—	—	—	—
45111	Sporting goods stores	100	428	1 607	13	7	2	3	1	—	—	—	—	—
451110	Sporting goods stores	100	428	1 607	13	7	2	3	1	—	—	—	—	—
45112	Hobby, toy & game stores	106	284	1 251	6	1	3	—	2	—	—	—	—	—
451120	Hobby, toy & game stores	106	284	1 251	6	1	3	—	2	—	—	—	—	—
452	General merchandise stores	2 377	11 330	44 140	36	8	8	4	3	5	6	2	—	—
4521	Department stores	931	4 271	15 545	9	—	—	—	—	4	5	—	—	—
45211	Department stores	931	4 271	15 545	9	—	—	—	—	4	5	—	—	—
4529	Other general merchandise stores	1 446	7 059	28 595	27	8	8	4	3	1	1	2	—	—
45291	Warehouse clubs & superstores (G)	(D)	(D)	(D)	4	—	—	—	—	1	1	2	—	—
45299	All other general merchandise stores (C)	(D)	(D)	(D)	23	8	8	4	3	—	—	—	—	—
453	Miscellaneous store retailers	650	2 148	8 852	97	54	21	15	7	—	—	—	—	—
4532	Office supplies, stationery & gift stores	241	816	3 216	30	13	8	6	3	—	—	—	—	—
45322	Gift, novelty & souvenir stores	182	384	1 667	25	11	7	6	1	—	—	—	—	—
453220	Gift, novelty & souvenir stores	182	384	1 667	25	11	7	6	1	—	—	—	—	—
4533	Used merchandise stores	123	442	1 898	16	8	2	4	2	—	—	—	—	—
45331	Used merchandise stores	123	442	1 898	16	8	2	4	2	—	—	—	—	—
453310	Used merchandise stores	123	442	1 898	16	8	2	4	2	—	—	—	—	—
4539	Other miscellaneous store retailers	227	665	2 844	39	26	8	3	2	—	—	—	—	—
45391	Pet & pet supplies stores	106	293	1 363	10	2	6	1	1	—	—	—	—	—
453910	Pet & pet supplies stores	106	293	1 363	10	2	6	1	1	—	—	—	—	—
45399	All other miscellaneous store retailers	107	259	1 051	22	17	2	2	1	—	—	—	—	—
454	Nonstore retailers	298	2 255	9 385	49	36	7	3	2	—	1	—	—	—
4541	Electronic shopping & mail-order houses	146	1 052	4 547	17	13	2	1	—	—	1	—	—	—
45411	Electronic shopping & mail-order houses	146	1 052	4 547	17	13	2	1	—	—	1	—	—	—
4543	Direct selling establishments	129	1 043	4 205	28	21	4	1	2	—	—	—	—	—

See footnotes at end of table.

**Table 6. Counties—Employees, Payroll, and Establishments by Industry: 2003—Con.**

[Excludes most government employees, railroad employees, and self-employed persons. Size class 1 to 4 includes establishments with payroll, but no employees, during mid-March pay period. (D) denotes figures withheld to avoid disclosing data for individual companies; the data are included in broader industry totals. Detailed industries with 100 or more employees are shown if industry was not a (D). For explanation of terms, abbreviations, and data reliability/comparability, see introductory text]

NAICS code	Industry	Number of employees for week including March 12	Payroll (\$1,000)		Total number of establishments	Number of establishments by employment-size class									
			First quarter	Annual		1 to 4	5 to 9	10 to 19	20 to 49	50 to 99	100 to 249	250 to 499	500 to 999	1,000 or more	
<b>MANATEE—Con.</b>															
<b>48-49</b>	<b>Transportation &amp; warehousing</b>	<b>1 839</b>	<b>12 045</b>	<b>47 812</b>	<b>124</b>	<b>87</b>	<b>12</b>	<b>12</b>	<b>5</b>	<b>5</b>	<b>2</b>		<b>1</b>		
484	Truck transportation	421	3 535	14 806	61	45	7	4	3	1	1				
4841	General freight trucking	169	1 430	6 268	34	27	2	3	1	1					
48412	General freight trucking, long-distance	123	969	3 919	20	15	2	2		1					
4842	Specialized freight trucking	252	2 105	8 538	27	18	5	1	2		1				
48423	Specialized freight (exc used) trucking, LDist	167	1 685	6 792	8	5		1	1		1				
484230	Specialized freight (exc used) trucking, LDist	167	1 685	6 792	8	5		1	1		1				
488	Transportation support activities	330	2 027	7 043	33	24	4	2	1	1	1				
4883	Water transportation support activities (C)	(D)	(D)	(D)	5	2		1		1	1				
48832	Marine cargo handling	233	1 434	4 675	4	1		1		1	1				
488320	Marine cargo handling	233	1 434	4 675	4	1		1		1	1				
492	Couriers & messengers	182	1 420	5 393	12	8		1	1	2					
4921	Couriers	151	1 311	4 934	8	5		1		2					
49211	Couriers	151	1 311	4 934	8	5		1		2					
492110	Couriers	151	1 311	4 934	8	5		1		2					
493	Warehousing & storage (F)	(D)	(D)	(D)	3	1		1					1		
4931	Warehousing & storage (F)	(D)	(D)	(D)	3	1		1					1		
49311	General warehousing & storage (F)	(D)	(D)	(D)	3	1		1					1		
<b>51</b>	<b>Information</b>	<b>888</b>	<b>8 681</b>	<b>35 233</b>	<b>79</b>	<b>51</b>	<b>12</b>	<b>5</b>	<b>6</b>	<b>4</b>	<b>1</b>				
511	Publishing industries	302	3 228	13 323	20	12	4	2	1		1				
5111	Newspaper, periodical, book, database publishers	(E)	(D)	(D)	18	10	4	2	1		1				
51111	Newspaper publishers (E)	(D)	(D)	(D)	8	4	1	1	1		1				
512	Motion picture & sound recording industries	118	381	1 565	12	8	1	1	1	1					
5121	Motion picture & video industries	118	381	1 565	12	8	1	1	1	1					
517	Telecommunications	375	4 418	17 283	29	16	7	1	2	3					
5171	Wired Telecommunications Carriers (C)	(D)	(D)	(D)	13	5	3	1	2	2					
51711	Wired Telecommunications Carriers (C)	(D)	(D)	(D)	13	5	3	1	2	2					
<b>52</b>	<b>Finance &amp; insurance</b>	<b>2 606</b>	<b>25 104</b>	<b>100 776</b>	<b>365</b>	<b>217</b>	<b>75</b>	<b>39</b>	<b>30</b>	<b>2</b>	<b>2</b>				
522	Credit intermediation & related activities	1 431	13 427	54 044	157	56	51	31	17	1	1				
5221	Depository credit intermediation	1 249	11 426	46 278	109	21	43	26	17	1	1				
52211	Commercial banking	985	9 366	36 999	90	18	33	23	15	1					
522110	Commercial banking	985	9 366	36 999	90	18	33	23	15	1					
52212	Savings institutions	106	808	3 286	11	1	8		2						
522120	Savings institutions	106	808	3 286	11	1	8		2						
52219	Other depository credit intermediation (C)	(D)	(D)	(D)	1						1				
5222	Nondepository credit intermediation	110	1 485	5 415	31	21	8	2							
52229	Other nondepository credit intermediation (C)	(D)	(D)	(D)	27	18	7	2							
523	Security, commodity contracts & like activity	496	5 013	19 557	62	51	2	2	6		1				
5231	Scrtcy & comdty contracts intermed & brokerage	342	2 877	12 028	28	21	1	2	3		1				
52311	Investment banking & securities dealing (C)	(D)	(D)	(D)	3	2		2			1				
52312	Securities brokerage	107	1 787	7 311	23	18	1	2	2						
523120	Securities brokerage	107	1 787	7 311	23	18	1	2	2						
5239	Other financial investment activities	154	2 136	7 529	34	30	1		3						
52393	Investment advice	100	1 673	5 504	20	17	1		2						
523930	Investment advice	100	1 673	5 504	20	17	1		2						
524	Insurance carriers & related activities	661	6 518	26 633	141	107	20	6	7	1					
5241	Insurance carriers	120	1 684	6 057	21	13	5	2	1						
5242	Agencies & other insurance related activities	541	4 834	20 576	120	94	15	4	6	1					
52421	Insurance agencies & brokerages	444	3 770	15 997	104	81	13	4	6						
524210	Insurance agencies & brokerages	444	3 770	15 997	104	81	13	4	6						
<b>53</b>	<b>Real estate &amp; rental &amp; leasing</b>	<b>2 013</b>	<b>16 721</b>	<b>67 340</b>	<b>421</b>	<b>327</b>	<b>53</b>	<b>29</b>	<b>7</b>	<b>4</b>		<b>1</b>			
531	Real estate	1 560	14 293	57 605	363	304	38	11	5	4		1			
5311	Lessors of real estate	766	7 826	30 432	120	89	22	5	3			1			
53111	Lessors of residential buildings & dwellings	190	1 088	4 420	47	35	8	3	1						
531110	Lessors of residential buildings & dwellings	190	1 088	4 420	47	35	8	3	1						
53112	Lessors of nonres bldg (exc miniwarehouses)	417	5 905	22 374	29	24	2		2			1			
531120	Lessors of nonres bldg (exc miniwarehouses)	417	5 905	22 374	29	24	2		2			1			
53119	Lessors of other real estate property	143	777	3 436	35	21	12	2							
531190	Lessors of other real estate property	143	777	3 436	35	21	12	2							
5312	Offices of real estate agents & brokers	277	2 494	11 654	166	153	8	4	1						
53121	Offices of real estate agents & brokers	277	2 494	11 654	166	153	8	4	1						
531210	Offices of real estate agents & brokers	277	2 494	11 654	166	153	8	4	1						
5313	Activities related to real estate	517	3 973	15 519	77	62	8	2	1	4					
53131	Real estate property managers	469	3 665	13 813	43	29	8	1	1	4					
531311	Residential property managers	207	1 211	4 878	33	24	6	1	1	1					
531312	Nonresidential property managers	262	2 454	8 935	10	5	2			3					
532	Rental & leasing services	425	2 261	9 159	53	22	12	17	2						
5322	Consumer goods rental	236	974	3 520	28	9	6	13							
53223	Video tape & disc rental	162	331	1 401	15	3	2	10							
532230	Video tape & disc rental	162	331	1 401	15	3	2	10							

See footnotes at end of table.

**Table 6. Counties—Employees, Payroll, and Establishments by Industry: 2003—Con.**

[Excludes most government employees, railroad employees, and self-employed persons. Size class 1 to 4 includes establishments with payroll, but no employees, during mid-March pay period. (D) denotes figures withheld to avoid disclosing data for individual companies; the data are included in broader industry totals. Detailed industries with 100 or more employees are shown if industry was not a (D). For explanation of terms, abbreviations, and data reliability/comparability, see introductory text]

NAICS code	Industry	Number of employees for week including March 12	Payroll (\$1,000)		Total number of establishments	Number of establishments by employment-size class								
			First quarter	Annual		1 to 4	5 to 9	10 to 19	20 to 49	50 to 99	100 to 249	250 to 499	500 to 999	1,000 or more
<b>MANATEE—Con.</b>														
<b>54</b>	<b>Professional, scientific &amp; technical services</b>	<b>3 864</b>	<b>28 308</b>	<b>128 076</b>	<b>716</b>	<b>553</b>	<b>86</b>	<b>48</b>	<b>20</b>	<b>5</b>	<b>3</b>	<b>1</b>	—	—
541	Professional, scientific & technical services	3 864	28 308	128 076	716	553	86	48	20	5	3	1	—	—
5411	Legal services	600	5 610	27 493	124	88	20	9	7	—	—	—	—	—
54111	Offices of lawyers	572	5 399	26 391	115	81	18	9	7	—	—	—	—	—
541110	Offices of lawyers	572	5 399	26 391	115	81	18	9	7	—	—	—	—	—
5412	Accounting, tax prep, bookkeep, payroll services	1 023	7 719	31 203	123	89	21	8	3	—	1	1	—	—
54121	Accounting, tax prep, bookkeep, payroll services	1 023	7 719	31 203	123	89	21	8	3	—	1	1	—	—
541211	Offices of certified public accountants	192	1 568	7 519	51	39	10	—	2	—	—	—	—	—
541219	Other accounting services	279	2 273	7 618	39	33	4	—	—	—	1	—	—	—
5413	Architectural, engineering & related services	968	5 731	27 549	93	68	7	9	3	5	1	—	—	—
54132	Landscape architectural services	503	1 600	7 890	13	8	—	—	1	3	1	—	—	—
541320	Landscape architectural services	503	1 600	7 890	13	8	—	—	1	3	1	—	—	—
54133	Engineering services	249	2 486	11 649	38	27	4	4	2	1	—	—	—	—
541330	Engineering services	249	2 486	11 649	38	27	4	4	2	1	—	—	—	—
54137	Surveying, mapping (exc geophysical) services	128	821	4 385	9	5	1	2	—	1	—	—	—	—
541370	Surveying, mapping (exc geophysical) services	128	821	4 385	9	5	1	2	—	1	—	—	—	—
5415	Computer systems design & related services	238	2 553	9 309	84	72	7	3	2	—	—	—	—	—
54151	Computer systems design & related services	238	2 553	9 309	84	72	7	3	2	—	—	—	—	—
541511	Custom computer programming services	144	1 758	6 087	40	32	5	2	1	—	—	—	—	—
5416	Management, sci & tech consulting services	523	3 963	18 915	153	133	9	7	3	—	1	—	—	—
54161	Management consulting services	449	3 276	15 779	132	117	7	4	3	—	1	—	—	—
541611	Admin & gen management consulting services	165	1 553	9 485	69	61	2	4	2	—	—	—	—	—
541612	Human res & exec search consulting services	187	736	2 269	18	14	3	—	—	—	1	—	—	—
5419	Oth professional, scientific, technical services	366	1 839	9 244	75	48	15	10	2	—	—	—	—	—
54194	Veterinary services	235	1 218	6 112	28	10	8	9	1	—	—	—	—	—
541940	Veterinary services	235	1 218	6 112	28	10	8	9	1	—	—	—	—	—
<b>55</b>	<b>Management of companies &amp; enterprises</b>	<b>1 314</b>	<b>15 673</b>	<b>70 587</b>	<b>43</b>	<b>12</b>	<b>11</b>	<b>6</b>	<b>8</b>	<b>4</b>	<b>1</b>	<b>1</b>	—	—
551	Management of companies & enterprises	1 314	15 673	70 587	43	12	11	6	8	4	1	1	—	—
5511	Management of companies & enterprises	1 314	15 673	70 587	43	12	11	6	8	4	1	1	—	—
55111	Management of companies & enterprises	1 314	15 673	70 587	43	12	11	6	8	4	1	1	—	—
551112	Offices of other holding companies	184	5 056	17 911	8	3	3	—	1	—	1	—	—	—
551114	Corp, subsidiary & regional managing offices	1 130	10 617	52 676	35	9	8	6	7	4	—	1	—	—
<b>56</b>	<b>Admin, support, waste mgt, remediation services</b>	<b>16 436</b>	<b>96 024</b>	<b>445 230</b>	<b>415</b>	<b>303</b>	<b>48</b>	<b>24</b>	<b>16</b>	<b>12</b>	<b>7</b>	<b>2</b>	<b>2</b>	<b>1</b>
561	Administrative & support services	16 159	94 040	437 498	407	299	48	22	16	12	5	2	2	1
5611	Office administrative services	445	6 231	25 468	19	13	1	—	1	3	1	—	—	—
56111	Office administrative services	445	6 231	25 468	19	13	1	—	1	3	1	—	—	—
561110	Office administrative services	445	6 231	25 468	19	13	1	—	1	3	1	—	—	—
5613	Employment services	13 452	74 696	364 058	40	20	2	4	5	2	3	1	2	1
56132	Temporary help services	(J)	(D)	(D)	21	7	1	2	5	1	3	—	1	1
56133	Employee leasing services	(G)	(D)	(D)	14	9	—	2	—	1	—	1	1	—
5614	Business support services	220	899	3 157	34	25	5	1	2	1	—	—	—	—
56142	Telephone call centers	145	561	1 722	6	3	—	—	2	1	—	—	—	—
5616	Investigation & security services	492	4 737	16 677	18	9	4	1	2	1	—	1	—	—
56162	Security systems services	440	4 485	15 714	8	2	3	—	1	1	—	1	—	—
5617	Services to buildings & dwellings	1 359	6 070	22 645	264	206	33	16	4	4	1	—	—	—
56171	Exterminating & pest control services	154	870	3 497	40	29	8	2	1	—	—	—	—	—
561710	Exterminating & pest control services	154	870	3 497	40	29	8	2	1	—	—	—	—	—
56172	Janitorial services	483	1 357	3 061	61	48	5	1	1	1	1	—	—	—
561720	Janitorial services	483	1 357	3 061	61	48	5	1	1	1	1	—	—	—
56173	Landscaping services	542	2 797	10 767	117	91	14	8	2	2	—	—	—	—
561730	Landscaping services	542	2 797	10 767	117	91	14	8	2	2	—	—	—	—
56179	Other services to buildings & dwellings	148	900	4 807	34	28	4	1	—	1	—	—	—	—
561790	Other services to buildings & dwellings	148	900	4 807	34	28	4	1	—	1	—	—	—	—
562	Waste management & remediation services	277	1 984	7 732	8	4	—	2	—	—	2	—	—	—
5621	Waste collection	(C)	(D)	(D)	3	1	—	1	—	—	1	—	—	—
56211	Waste collection	(C)	(D)	(D)	3	1	—	1	—	—	1	—	—	—
5629	Remediation & oth waste management services	(C)	(D)	(D)	5	3	—	1	—	—	1	—	—	—
56299	All other waste management services	(C)	(D)	(D)	4	2	—	1	—	—	1	—	—	—
<b>61</b>	<b>Educational services</b>	<b>1 040</b>	<b>6 317</b>	<b>27 797</b>	<b>66</b>	<b>36</b>	<b>11</b>	<b>6</b>	<b>9</b>	<b>1</b>	<b>3</b>	—	—	—
611	Educational services	1 040	6 317	27 797	66	36	11	6	9	1	3	—	—	—
6111	Elementary & secondary schools	562	3 121	12 986	17	3	3	2	6	1	2	—	—	—
61111	Elementary & secondary schools	562	3 121	12 986	17	3	3	2	6	1	2	—	—	—
611110	Elementary & secondary schools	562	3 121	12 986	17	3	3	2	6	1	2	—	—	—
6116	Other schools & instruction	408	2 727	12 988	35	24	5	3	2	—	1	—	—	—
61162	Sports & recreation instruction	(E)	(D)	(D)	14	12	1	—	—	—	1	—	—	—
<b>62</b>	<b>Health care and social assistance</b>	<b>11 222</b>	<b>85 133</b>	<b>361 677</b>	<b>635</b>	<b>306</b>	<b>144</b>	<b>93</b>	<b>57</b>	<b>16</b>	<b>15</b>	<b>2</b>	—	<b>2</b>

See footnotes at end of table.

**Table 6. Counties—Employees, Payroll, and Establishments by Industry: 2003—Con.**

[Excludes most government employees, railroad employees, and self-employed persons. Size class 1 to 4 includes establishments with payroll, but no employees, during mid-March pay period. (D) denotes figures withheld to avoid disclosing data for individual companies; the data are included in broader industry totals. Detailed industries with 100 or more employees are shown if industry was not a (D). For explanation of terms, abbreviations, and data reliability/comparability, see introductory text]

NAICS code	Industry	Number of employees for week including March 12	Payroll (\$1,000)		Total number of establishments	Number of establishments by employment-size class									
			First quarter	Annual		1 to 4	5 to 9	10 to 19	20 to 49	50 to 99	100 to 249	250 to 499	500 to 999	1,000 or more	
<b>MANATEE—Con.</b>															
<b>62 Health care and social assistance—Con.</b>															
621	Ambulatory health care services .....	4 308	39 562	181 679	481	252	114	65	34	13	3	—	—	—	
6211	Offices of physicians .....	1 903	22 762	103 927	196	91	51	33	15	3	3	—	—	—	
62111	Offices of physicians .....	1 903	22 762	103 927	196	91	51	33	15	3	3	—	—	—	
621111	Offices of physicians (exc mental health) .....	1 707	21 417	98 027	185	85	48	33	14	3	2	—	—	—	
621112	Offices of physicians, mental health .....	196	1 345	5 900	11	6	3	—	1	—	1	—	—	—	
6212	Offices of dentists .....	711	5 328	23 961	94	34	37	18	5	—	—	—	—	—	
62121	Offices of dentists .....	711	5 328	23 961	94	34	37	18	5	—	—	—	—	—	
621210	Offices of dentists .....	711	5 328	23 961	94	34	37	18	5	—	—	—	—	—	
6213	Offices of other health practitioners .....	(E)	(D)	(D)	113	89	16	5	3	—	—	—	—	—	
62139	Offices of all other health practitioners .....	104	780	3 801	26	18	5	2	1	—	—	—	—	—	
6214	Outpatient care centers .....	430	3 495	15 188	24	8	6	4	3	3	—	—	—	—	
62149	Other outpatient care centers .....	419	3 428	14 946	19	4	5	4	3	3	—	—	—	—	
6215	Medical & diagnostic laboratories .....	225	2 239	10 596	20	11	2	2	4	1	—	—	—	—	
62151	Medical & diagnostic laboratories .....	225	2 239	10 596	20	11	2	2	4	1	—	—	—	—	
6216	Home health care services .....	642	3 072	13 627	29	14	2	3	4	6	—	—	—	—	
62161	Home health care services .....	642	3 072	13 627	29	14	2	3	4	6	—	—	—	—	
621610	Home health care services .....	642	3 072	13 627	29	14	2	3	4	6	—	—	—	—	
622	Hospitals .....	2 757	25 086	94 594	5	2	—	—	—	—	1	—	—	2	
6221	General medical & surgical hospitals .....	(H)	(D)	(D)	2	—	—	—	—	—	—	—	—	2	
62211	General medical & surgical hospitals .....	(H)	(D)	(D)	2	—	—	—	—	—	—	—	—	2	
6222	Psychiatric & substance abuse hospitals .....	(C)	(D)	(D)	1	—	—	—	—	—	1	—	—	—	
62221	Psychiatric & substance abuse hospitals .....	(C)	(D)	(D)	1	—	—	—	—	—	1	—	—	—	
623	Nursing & residential care facilities .....	3 020	15 392	64 483	41	13	1	4	8	3	10	2	—	—	
6231	Nursing care facilities .....	1 643	9 684	42 002	18	6	—	1	1	1	9	—	—	—	
62311	Nursing care facilities .....	1 643	9 684	42 002	18	6	—	1	1	1	9	—	—	—	
623110	Nursing care facilities .....	1 643	9 684	42 002	18	6	—	1	1	1	9	—	—	—	
6233	Community care facilities for the elderly .....	1 258	5 220	20 409	17	6	1	1	4	2	1	2	—	—	
62331	Community care facilities for the elderly .....	1 258	5 220	20 409	17	6	1	1	4	2	1	2	—	—	
624	Social assistance .....	1 137	5 093	20 921	108	39	29	24	15	—	1	—	—	—	
6241	Individual & family services .....	280	1 824	7 764	38	23	4	6	5	—	—	—	—	—	
62412	Services for elderly & disabled persons .....	157	1 179	4 613	11	3	2	2	4	—	—	—	—	—	
624120	Services for elderly & disabled persons .....	157	1 179	4 613	11	3	2	2	4	—	—	—	—	—	
62419	Other individual & family services .....	103	543	2 452	22	17	1	3	1	—	—	—	—	—	
624190	Other individual & family services .....	103	543	2 452	22	17	1	3	1	—	—	—	—	—	
6244	Child day care services .....	752	2 702	11 344	62	15	22	15	9	—	1	—	—	—	
62441	Child day care services .....	752	2 702	11 344	62	15	22	15	9	—	1	—	—	—	
624410	Child day care services .....	752	2 702	11 344	62	15	22	15	9	—	1	—	—	—	
<b>71</b>	<b>Arts, entertainment &amp; recreation .....</b>	<b>1 330</b>	<b>5 730</b>	<b>23 763</b>	<b>75</b>	<b>42</b>	<b>6</b>	<b>10</b>	<b>7</b>	<b>6</b>	<b>4</b>	—	—	—	
712	Museums, historical sites & like institutions .....	(C)	(D)	(D)	3	2	—	—	—	—	1	—	—	—	
7121	Museums, historical sites & like institutions .....	(C)	(D)	(D)	3	2	—	—	—	—	1	—	—	—	
71211	Museums .....	(C)	(D)	(D)	2	1	—	—	—	—	1	—	—	—	
713	Amusement, gambling & recreation industries .....	1 160	5 311	21 321	51	24	3	8	7	6	3	—	—	—	
7139	Other amusement & recreation industries .....	(G)	(D)	(D)	49	23	3	8	6	6	3	—	—	—	
71391	Golf courses & country clubs .....	717	3 413	13 684	17	4	1	3	2	4	3	—	—	—	
713910	Golf courses & country clubs .....	717	3 413	13 684	17	4	1	3	2	4	3	—	—	—	
71394	Fitness & recreational sports centers .....	260	1 045	3 848	11	6	—	1	2	2	—	—	—	—	
713940	Fitness & recreational sports centers .....	260	1 045	3 848	11	6	—	1	2	2	—	—	—	—	
<b>72</b>	<b>Accommodation &amp; food services .....</b>	<b>7 880</b>	<b>23 366</b>	<b>92 959</b>	<b>449</b>	<b>154</b>	<b>84</b>	<b>82</b>	<b>85</b>	<b>34</b>	<b>10</b>	—	—	—	
721	Accommodation .....	729	2 583	9 835	58	24	7	17	8	2	—	—	—	—	
7211	Traveler accommodation .....	(F)	(D)	(D)	49	18	4	17	8	2	—	—	—	—	
72111	Hotels (exc casino hotels) & motels .....	693	2 431	9 188	48	17	4	17	8	2	—	—	—	—	
721110	Hotels (exc casino hotels) & motels .....	693	2 431	9 188	48	17	4	17	8	2	—	—	—	—	
722	Food services & drinking places .....	7 151	20 783	83 124	391	130	77	65	77	32	10	—	—	—	
7221	Full-service restaurants .....	4 248	13 335	52 365	173	55	34	20	29	26	9	—	—	—	
72211	Full-service restaurants .....	4 248	13 335	52 365	173	55	34	20	29	26	9	—	—	—	
722110	Full-service restaurants .....	4 248	13 335	52 365	173	55	34	20	29	26	9	—	—	—	
7222	Limited-service eating places .....	2 540	6 475	26 766	166	49	27	38	46	5	1	—	—	—	
72221	Limited-service eating places .....	2 540	6 475	26 766	166	49	27	38	46	5	1	—	—	—	
722211	Limited-service restaurants .....	2 379	6 143	25 328	138	34	21	32	45	5	—	—	—	—	
722213	Snack & nonalcoholic beverage bars .....	116	197	1 141	22	11	6	5	—	—	—	—	—	—	
7223	Special food services .....	114	299	1 248	16	9	2	4	1	—	—	—	—	—	
7224	Drinking places (alcoholic beverages) .....	249	674	2 745	36	17	14	3	1	1	—	—	—	—	
72241	Drinking places (alcoholic beverages) .....	249	674	2 745	36	17	14	3	1	1	—	—	—	—	
722410	Drinking places (alcoholic beverages) .....	249	674	2 745	36	17	14	3	1	1	—	—	—	—	
<b>81</b>	<b>Other services (except public administration) .....</b>	<b>3 412</b>	<b>14 419</b>	<b>57 733</b>	<b>630</b>	<b>420</b>	<b>125</b>	<b>61</b>	<b>20</b>	<b>3</b>	<b>1</b>	—	—	—	
811	Repair & maintenance .....	667	3 947	15 589	188	142	30	14	2	—	—	—	—	—	
8111	Automotive repair & maintenance .....	411	2 263	9 165	114	84	21	8	1	—	—	—	—	—	
81111	Automotive mechanical & electrical R&M .....	199	1 106	4 614	65	50	12	3	—	—	—	—	—	—	
811111	General automotive repair .....	151	852	3 263	53	42	9	2	—	—	—	—	—	—	
81112	Automotive body, paint, interior & glass repair .....	107	808	3 085	26	18	5	3	—	—	—	—	—	—	
81119	Other automotive R&M .....	105	349	1 466	23	16	4	2	1	—	—	—	—	—	
8114	Personal & household goods R&M .....	109	590	2 369	40	34	2	4	—	—	—	—	—	—	

See footnotes at end of table.

**Table 6. Counties—Employees, Payroll, and Establishments by Industry: 2003—Con.**

[Excludes most government employees, railroad employees, and self-employed persons. Size class 1 to 4 includes establishments with payroll, but no employees, during mid-March pay period. (D) denotes figures withheld to avoid disclosing data for individual companies; the data are included in broader industry totals. Detailed industries with 100 or more employees are shown if industry was not a (D). For explanation of terms, abbreviations, and data reliability/comparability, see introductory text]

NAICS code	Industry	Number of employees for week including March 12	Payroll (\$1,000)		Total number of establishments	Number of establishments by employment-size class									
			First quarter	Annual		1 to 4	5 to 9	10 to 19	20 to 49	50 to 99	100 to 249	250 to 499	500 to 999	1,000 or more	
<b>MANATEE—Con.</b>															
<b>81</b>	<b>Other services (except public administration)—Con.</b>														
812	Personal & laundry services .....	772	3 485	13 295	198	139	43	13	3	—	—	—	—	—	
8121	Personal care services .....	480	2 087	7 674	117	79	28	9	1	—	—	—	—	—	
81211	Hair, nail & skin care services .....	451	1 936	7 072	109	73	27	8	1	—	—	—	—	—	
812112	Beauty salons .....	433	1 857	6 714	101	66	26	8	1	—	—	—	—	—	
8122	Death care services .....	119	634	2 527	17	7	6	3	1	—	—	—	—	—	
8123	Drycleaning & laundry services .....	101	366	1 731	28	22	4	1	1	—	—	—	—	—	
813	Religious, grantmaking, civic, prof & like organizations .....	1 973	6 987	28 849	244	139	52	34	15	3	1	—	—	—	
8131	Religious organizations .....	1 206	4 344	17 777	141	75	32	19	12	3	—	—	—	—	
81311	Religious organizations .....	1 206	4 344	17 777	141	75	32	19	12	3	—	—	—	—	
813110	Religious organizations .....	1 206	4 344	17 777	141	75	32	19	12	3	—	—	—	—	
8134	Civic & social organizations .....	415	826	3 934	27	12	7	6	1	—	1	—	—	—	
81341	Civic & social organizations .....	415	826	3 934	27	12	7	6	1	—	1	—	—	—	
813410	Civic & social organizations .....	415	826	3 934	27	12	7	6	1	—	1	—	—	—	
8139	Business, labor, political, like organizations .....	307	1 474	5 848	65	44	13	6	2	—	—	—	—	—	
81399	Oth similar organizations (exc business, prof, labor, pol) .....	198	989	3 876	52	37	11	4	—	—	—	—	—	—	
813990	Oth similar organizations (exc business, prof, labor, pol) .....	198	989	3 876	52	37	11	4	—	—	—	—	—	—	
<b>99</b>	<b>Unclassified establishments .....</b>	<b>19</b>	<b>54</b>	<b>361</b>	<b>22</b>	<b>21</b>	<b>1</b>	<b>—</b>	<b>—</b>	<b>—</b>	<b>—</b>	<b>—</b>	<b>—</b>	<b>—</b>	
<b>MARION</b>															
	<b>Total .....</b>	<b>76 984</b>	<b>472 548</b>	<b>1 974 857</b>	<b>6 062</b>	<b>3 432</b>	<b>1 177</b>	<b>706</b>	<b>465</b>	<b>170</b>	<b>93</b>	<b>10</b>	<b>5</b>	<b>4</b>	
<b>11</b>	<b>Forestry, fishing, hunting, and agriculture support</b>	<b>424</b>	<b>2 320</b>	<b>7 679</b>	<b>62</b>	<b>41</b>	<b>10</b>	<b>4</b>	<b>6</b>	<b>1</b>	<b>—</b>	<b>—</b>	<b>—</b>	<b>—</b>	
115	Agriculture & forestry support activities .....	(E)	(D)	(D)	52	34	9	4	4	1	—	—	—	—	
1152	Animal production support activities .....	338	1 759	5 572	50	32	9	4	4	1	—	—	—	—	
11521	Animal production support activities .....	338	1 759	5 572	50	32	9	4	4	1	—	—	—	—	
115210	Animal production support activities .....	338	1 759	5 572	50	32	9	4	4	1	—	—	—	—	
<b>21</b>	<b>Mining .....</b>	<b>269</b>	<b>3 222</b>	<b>12 022</b>	<b>11</b>	<b>3</b>	<b>3</b>	<b>1</b>	<b>2</b>	<b>2</b>	<b>—</b>	<b>—</b>	<b>—</b>	<b>—</b>	
212	Mining (except oil & gas) .....	(E)	(D)	(D)	10	3	3	—	2	2	—	—	—	—	
2123	Nonmetallic mineral mining & quarrying .....	(E)	(D)	(D)	9	2	3	—	2	2	—	—	—	—	
21231	Stone mining & quarrying .....	150	2 244	7 870	4	1	—	—	2	1	—	—	—	—	
212312	Crushed & broken limestone mining & quarrying .....	150	2 244	7 870	4	1	—	—	2	1	—	—	—	—	
<b>22</b>	<b>Utilities .....</b>	<b>337</b>	<b>4 163</b>	<b>14 439</b>	<b>24</b>	<b>11</b>	<b>5</b>	<b>3</b>	<b>4</b>	<b>1</b>	<b>—</b>	<b>—</b>	<b>—</b>	<b>—</b>	
221	Utilities .....	337	4 163	14 439	24	11	5	3	4	1	—	—	—	—	
2211	Elec pwr generation, transmns & distribution ...	250	3 539	11 721	9	2	1	2	3	1	—	—	—	—	
22111	Electric power generation .....	(C)	(D)	(D)	6	1	1	2	1	1	—	—	—	—	
<b>23</b>	<b>Construction .....</b>	<b>5 927</b>	<b>39 616</b>	<b>171 856</b>	<b>718</b>	<b>451</b>	<b>123</b>	<b>73</b>	<b>49</b>	<b>18</b>	<b>4</b>	<b>—</b>	<b>—</b>	<b>—</b>	
236	Construction of Buildings .....	1 476	12 227	48 924	181	120	27	18	13	1	2	—	—	—	
2361	Residential Building Construction .....	1 220	9 898	38 015	151	106	20	12	10	1	2	—	—	—	
23611	Residential Building Construction .....	1 220	9 898	38 015	151	106	20	12	10	1	2	—	—	—	
236115	New Single-Family Housing Construction (except Operative Builders) .....	633	6 452	23 191	107	79	16	7	4	—	1	—	—	—	
236117	New Housing Operative Builders .....	412	2 187	9 245	10	2	2	1	3	1	1	—	—	—	
2362	Nonresidential Building Construction .....	256	2 329	10 909	30	14	7	6	3	—	—	—	—	—	
23622	Commercial and Institutional Building Construction .....	(E)	(D)	(D)	29	13	7	6	3	—	—	—	—	—	
237	Heavy and Civil Engineering Construction .....	985	7 066	30 491	64	38	8	6	5	5	2	—	—	—	
2371	Utility System Construction .....	501	3 937	15 534	37	23	5	4	1	3	1	—	—	—	
23711	Water and Sewer Line and Related Structures Construction .....	368	2 657	9 982	25	16	3	3	—	2	1	—	—	—	
237110	Water and Sewer Line and Related Structures Construction .....	368	2 657	9 982	25	16	3	3	—	2	1	—	—	—	
23713	Power and Communication Line and Related Structures Construction .....	133	1 280	5 552	12	7	2	1	1	1	—	—	—	—	
237130	Power and Communication Line and Related Structures Construction .....	133	1 280	5 552	12	7	2	1	1	1	—	—	—	—	
2373	Highway, Street, and Bridge Construction .....	410	2 909	13 719	12	4	—	2	3	2	1	—	—	—	
23731	Highway, Street, and Bridge Construction .....	410	2 909	13 719	12	4	—	2	3	2	1	—	—	—	
237310	Highway, Street, and Bridge Construction ..	410	2 909	13 719	12	4	—	2	3	2	1	—	—	—	
238	Specialty Trade Contractors .....	3 466	20 323	92 441	473	293	88	49	31	12	—	—	—	—	
2381	Foundation, Structure, and Building Exterior Contractors .....	783	4 240	19 871	106	61	24	11	8	2	—	—	—	—	
23811	Poured Concrete Foundation and Structure Contractors .....	133	652	3 454	20	10	6	2	2	—	—	—	—	—	
238110	Poured Concrete Foundation and Structure Contractors .....	133	652	3 454	20	10	6	2	2	—	—	—	—	—	
23814	Masonry Contractors .....	173	645	2 959	24	12	6	4	2	—	—	—	—	—	
238140	Masonry Contractors .....	173	645	2 959	24	12	6	4	2	—	—	—	—	—	
23816	Roofing Contractors .....	334	2 270	10 590	25	12	3	5	3	2	—	—	—	—	
238160	Roofing Contractors .....	334	2 270	10 590	25	12	3	5	3	2	—	—	—	—	

See footnotes at end of table.

**Table 6. Counties—Employees, Payroll, and Establishments by Industry: 2003—Con.**

[Excludes most government employees, railroad employees, and self-employed persons. Size class 1 to 4 includes establishments with payroll, but no employees, during mid-March pay period. (D) denotes figures withheld to avoid disclosing data for individual companies; the data are included in broader industry totals. Detailed industries with 100 or more employees are shown if industry was not a (D). For explanation of terms, abbreviations, and data reliability/comparability, see introductory text]

NAICS code	Industry	Number of employees for week including March 12	Payroll (\$1,000)		Total number of establishments	Number of establishments by employment-size class									
			First quarter	Annual		1 to 4	5 to 9	10 to 19	20 to 49	50 to 99	100 to 249	250 to 499	500 to 999	1,000 or more	
<b>23</b>	<b>MARION—Con.</b>														
	<b>Construction—Con.</b>														
238	Specialty Trade Contractors—Con.														
2382	Building Equipment Contractors	1 430	8 389	38 253	158	89	30	17	17	5	—	—	—	—	—
23821	Electrical Contractors	608	2 995	12 490	66	32	16	9	7	2	—	—	—	—	—
238210	Electrical Contractors	608	2 995	12 490	66	32	16	9	7	2	—	—	—	—	—
23822	Plumbing, Heating, and Air-Conditioning Contractors	791	5 192	24 946	88	55	13	8	9	3	—	—	—	—	—
238220	Plumbing, Heating, and Air-Conditioning Contractors	791	5 192	24 946	88	55	13	8	9	3	—	—	—	—	—
2383	Building Finishing Contractors	759	4 919	21 741	133	100	15	11	3	4	—	—	—	—	—
23831	Drywall and Insulation Contractors	352	2 732	12 256	32	22	2	4	1	3	—	—	—	—	—
238310	Drywall and Insulation Contractors	352	2 732	12 256	32	22	2	4	1	3	—	—	—	—	—
23835	Finish Carpentry Contractors	176	948	4 012	29	22	3	2	1	1	—	—	—	—	—
238350	Finish Carpentry Contractors	176	948	4 012	29	22	3	2	1	1	—	—	—	—	—
2389	Other Specialty Trade Contractors	494	2 775	12 576	76	43	19	10	3	1	—	—	—	—	—
23891	Site Preparation Contractors	210	1 408	6 386	23	13	5	3	1	1	—	—	—	—	—
238910	Site Preparation Contractors	210	1 408	6 386	23	13	5	3	1	1	—	—	—	—	—
23899	All Other Specialty Trade Contractors	284	1 367	6 190	53	30	14	7	2	—	—	—	—	—	—
238990	All Other Specialty Trade Contractors	284	1 367	6 190	53	30	14	7	2	—	—	—	—	—	—
<b>31-33</b>	<b>Manufacturing</b>	<b>8 685</b>	<b>66 550</b>	<b>271 391</b>	<b>224</b>	<b>80</b>	<b>43</b>	<b>30</b>	<b>34</b>	<b>16</b>	<b>17</b>	<b>2</b>	<b>1</b>	<b>1</b>	<b>1</b>
311	Food mfg	312	2 688	11 194	10	5	1	3	—	—	—	1	—	—	—
3119	Other food mfg	285	2 461	10 247	4	1	—	2	—	—	—	1	—	—	—
31199	All other food mfg	(E)	(D)	(D)	2	—	—	1	—	—	—	1	—	—	—
321	Wood product mfg	1 244	8 848	38 226	22	3	2	—	7	7	3	—	—	—	—
3212	Veneer, plywood & engineered wood product mfg	(E)	(D)	(D)	7	1	—	—	4	1	1	—	—	—	—
32121	Veneer, plywood & engineered wood product mfg	(E)	(D)	(D)	7	1	—	—	4	1	1	—	—	—	—
3219	Other wood product mfg	930	6 676	28 452	14	1	2	—	3	6	2	—	—	—	—
32191	Millwork	(E)	(D)	(D)	5	1	1	—	1	1	1	—	—	—	—
321911	Wood window & door mfg	298	1 823	8 665	3	—	—	—	1	1	1	—	—	—	—
32199	All other wood product mfg	(F)	(D)	(D)	8	—	1	—	2	4	1	—	—	—	—
321991	Manufactured home (mobile home) mfg	475	4 036	16 417	6	—	—	—	1	4	1	—	—	—	—
322	Paper mfg	107	700	3 692	4	1	—	—	3	—	—	—	—	—	—
323	Printing & related support activities	128	750	3 106	18	8	4	5	1	—	—	—	—	—	—
3231	Printing & related support activities	128	750	3 106	18	8	4	5	1	—	—	—	—	—	—
32311	Printing	(C)	(D)	(D)	17	7	4	5	1	—	—	—	—	—	—
325	Chemical mfg	158	1 113	5 016	8	3	1	1	2	1	—	—	—	—	—
326	Plastics & rubber products mfg	794	6 565	25 192	12	3	3	1	2	1	1	1	—	—	—
3261	Plastics product mfg	(E)	(D)	(D)	11	3	3	1	2	1	1	—	—	—	—
32619	Other plastics product mfg	(E)	(D)	(D)	10	3	2	1	2	1	1	—	—	—	—
3262	Rubber product mfg	(E)	(D)	(D)	1	—	—	—	—	—	—	1	—	—	—
32622	Rubber & plastics hoses & belting mfg	(E)	(D)	(D)	1	—	—	—	—	—	—	1	—	—	—
327	Nonmetallic mineral product mfg	320	2 555	11 166	17	4	4	3	4	2	—	—	—	—	—
3273	Cement & concrete product mfg	200	1 724	7 532	9	2	2	1	2	2	—	—	—	—	—
32732	Ready-mix concrete mfg	102	816	3 917	4	—	2	—	1	1	—	—	—	—	—
327320	Ready-mix concrete mfg	102	816	3 917	4	—	2	—	1	1	—	—	—	—	—
332	Fabricated metal product mfg	1 832	12 203	53 658	35	9	11	3	5	3	3	—	1	—	—
3323	Architectural & structural metals mfg	387	2 608	12 562	18	4	5	2	5	1	1	—	—	—	—
33231	Plate work & fabricated structural prod mfg	146	1 004	5 513	8	1	2	1	3	1	—	—	—	—	—
332312	Fabricated structural metal mfg	102	689	4 096	4	1	—	—	2	1	—	—	—	—	—
33232	Ornamental & architectural metal prod mfg	241	1 604	7 049	10	3	3	1	2	—	1	—	—	—	—
3325	Hardware mfg	(C)	(D)	(D)	1	—	—	—	—	—	1	—	—	—	—
33251	Hardware mfg	(C)	(D)	(D)	1	—	—	—	—	—	1	—	—	—	—
3326	Spring & wire product mfg	(G)	(D)	(D)	3	1	—	—	—	—	1	—	—	1	—
33261	Spring & wire product mfg	(G)	(D)	(D)	3	1	—	—	—	—	1	—	—	1	—
3327	Mach shops, turn prod, screw, nut, bolt mfg	108	703	3 158	9	2	5	1	—	1	—	—	—	—	—
33271	Machine shops	108	703	3 158	9	2	5	1	—	1	—	—	—	—	—
332710	Machine shops	108	703	3 158	9	2	5	1	—	1	—	—	—	—	—
333	Machinery mfg	534	5 139	19 389	11	4	1	1	1	1	3	—	—	—	—
3331	Ag, construction & mining machinery mfg	(C)	(D)	(D)	2	—	—	—	—	1	1	—	—	—	—
33313	Mining & oil & gas field machinery mfg	(C)	(D)	(D)	2	—	—	—	—	1	1	—	—	—	—
3334	HVAC & commercial refrigeration equipment mfg	(C)	(D)	(D)	1	—	—	—	—	—	1	—	—	—	—
33341	HVAC & commercial refrigeration equipment mfg	(C)	(D)	(D)	1	—	—	—	—	—	1	—	—	—	—
3339	Other general purpose machinery mfg	(C)	(D)	(D)	3	—	1	—	1	—	1	—	—	—	—
33399	All other general purpose machinery mfg	(C)	(D)	(D)	2	—	—	—	1	—	1	—	—	—	—
334	Computer & electronic product mfg	422	3 820	15 642	7	1	—	2	2	—	2	—	—	—	—
3344	Semiconductor & oth electronic component mfg	(C)	(D)	(D)	3	—	—	1	1	—	1	—	—	—	—
33441	Semiconductor & oth electronic component mfg	(C)	(D)	(D)	3	—	—	1	1	—	1	—	—	—	—
3345	Nav, measuring, medical, control instruments mfg	(C)	(D)	(D)	2	—	—	1	—	—	1	—	—	—	—
33451	Nav, measuring, medical, control instruments mfg	(C)	(D)	(D)	2	—	—	1	—	—	1	—	—	—	—
336	Transportation equipment mfg	1 699	15 376	56 553	18	7	5	3	1	—	1	—	—	—	1
3362	Motor vehicle body & trailer mfg	(G)	(D)	(D)	8	2	1	3	—	—	1	—	—	—	1
33621	Motor vehicle body & trailer mfg	(G)	(D)	(D)	8	2	1	3	—	—	1	—	—	—	1

See footnotes at end of table.

**Table 6. Counties—Employees, Payroll, and Establishments by Industry: 2003—Con.**

[Excludes most government employees, railroad employees, and self-employed persons. Size class 1 to 4 includes establishments with payroll, but no employees, during mid-March pay period. (D) denotes figures withheld to avoid disclosing data for individual companies; the data are included in broader industry totals. Detailed industries with 100 or more employees are shown if industry was not a (D). For explanation of terms, abbreviations, and data reliability/comparability, see introductory text]

NAICS code	Industry	Number of employees for week including March 12	Payroll (\$1,000)		Total number of establishments	Number of establishments by employment-size class									
			First quarter	Annual		1 to 4	5 to 9	10 to 19	20 to 49	50 to 99	100 to 249	250 to 499	500 to 999	1,000 or more	
<b>MARION—Con.</b>															
<b>31-33 Manufacturing—Con.</b>															
337	Furniture & related product mfg . . . . .	689	4 205	17 456	23	11	3	5	1	—	3	—	—	—	
3371	HH & institutional furniture & kitchen cabinet mfg . . . . .	(F)	(D)	(D)	20	10	2	5	—	—	3	—	—	—	
33711	Wood kitchen cabinet & countertop mfg . . . . .	318	2 136	9 039	15	8	2	4	—	—	1	—	—	—	
337110	Wood kitchen cabinet & countertop mfg . . . . .	318	2 136	9 039	15	8	2	4	—	—	1	—	—	—	
33712	Household & institutional furniture mfg . . . . .	(E)	(D)	(D)	5	2	—	1	—	—	2	—	—	—	
339	Miscellaneous mfg . . . . .	256	1 465	6 472	25	15	6	2	—	1	1	—	—	—	
3399	Other miscellaneous mfg . . . . .	222	1 186	5 285	18	11	4	1	—	1	1	—	—	—	
33999	All other misc mfg . . . . .	122	602	2 249	5	3	1	—	—	—	2	—	—	—	
339999	All other miscellaneous mfg . . . . .	122	602	2 249	5	3	1	—	—	—	1	—	—	—	
<b>42</b>	<b>Wholesale trade . . . . .</b>	<b>3 640</b>	<b>24 989</b>	<b>106 132</b>	<b>329</b>	<b>154</b>	<b>87</b>	<b>52</b>	<b>22</b>	<b>10</b>	<b>3</b>	<b>1</b>	—	—	
423	Merchant Wholesalers, Durable Goods . . . . .	1 994	15 383	64 208	221	97	64	39	15	6	—	—	—	—	
4231	Motor Vehicle and Motor Vehicle Parts and Supplies Merchant Wholesalers . . . . .	361	1 592	7 003	38	21	8	4	3	2	—	—	—	—	
42311	Automobile and Other Motor Vehicle Merchant Wholesalers . . . . .	189	1 011	4 478	16	9	3	—	3	1	—	—	—	—	
423110	Automobile and Other Motor Vehicle Merchant Wholesalers . . . . .	189	1 011	4 478	16	9	3	—	3	1	—	—	—	—	
42312	Motor Vehicle Supplies and New Parts Merchant Wholesalers . . . . .	134	372	1 622	16	10	4	1	—	1	—	—	—	—	
423120	Motor Vehicle Supplies and New Parts Merchant Wholesalers . . . . .	134	372	1 622	16	10	4	1	—	1	—	—	—	—	
4233	Lumber and Other Construction Materials Merchant Wholesalers . . . . .	296	2 719	11 268	22	7	4	6	4	1	—	—	—	—	
42331	Lumber, Plywood, Millwork, and Wood Panel Merchant Wholesalers . . . . .	141	1 463	5 996	6	—	1	3	1	1	—	—	—	—	
423310	Lumber, Plywood, Millwork, and Wood Panel Merchant Wholesalers . . . . .	141	1 463	5 996	6	—	1	3	1	1	—	—	—	—	
4234	Professional and Commercial Equipment and Supplies Merchant Wholesalers . . . . .	209	1 682	7 432	22	9	8	3	1	1	—	—	—	—	
4236	Electrical and Electronic Goods Merchant Wholesalers . . . . .	308	2 316	8 310	26	8	6	9	2	1	—	—	—	—	
42369	Other Electronic Parts and Equipment Merchant Wholesalers . . . . .	221	1 661	5 880	16	5	4	4	2	1	—	—	—	—	
423690	Other Electronic Parts and Equipment Merchant Wholesalers . . . . .	221	1 661	5 880	16	5	4	4	2	1	—	—	—	—	
4237	Hardware, and Plumbing and Heating Equipment and Supplies Merchant Whole . . . . .	121	1 125	4 485	17	6	6	5	—	—	—	—	—	—	
4238	Machinery, Equipment, and Supplies Merchant Wholesalers . . . . .	472	4 335	18 884	54	22	17	11	3	1	—	—	—	—	
42381	Construction and Mining (except Oil Well) Machinery and Equipment Mercha . . . . .	166	1 652	7 834	5	1	1	—	2	1	—	—	—	—	
423810	Construction and Mining (except Oil Well) Machinery and Equipment Mercha . . . . .	166	1 652	7 834	5	1	1	—	2	1	—	—	—	—	
42383	Industrial Machinery and Equipment Merchant Wholesalers . . . . .	129	1 247	5 185	22	12	5	5	—	—	—	—	—	—	
423830	Industrial Machinery and Equipment Merchant Wholesalers . . . . .	129	1 247	5 185	22	12	5	5	—	—	—	—	—	—	
4239	Miscellaneous Durable Goods Merchant Wholesalers . . . . .	155	1 072	4 413	27	16	9	—	2	—	—	—	—	—	
424	Merchant Wholesalers, Nondurable Goods . . . . .	1 355	7 816	34 059	85	43	19	12	6	1	3	1	—	—	
4244	Grocery and Related Product Wholesalers . . . . .	720	3 455	14 304	24	9	5	4	3	1	1	1	—	—	
42443	Dairy Product (except Dried or Canned) Merchant Wholesalers . . . . .	107	1 131	4 570	5	—	1	2	2	—	—	—	—	—	
424430	Dairy Product (except Dried or Canned) Merchant Wholesalers . . . . .	107	1 131	4 570	5	—	1	2	2	—	—	—	—	—	
42448	Fresh Fruit and Vegetable Merchant Wholesalers . . . . .	(E)	(D)	(D)	3	1	—	—	1	—	—	1	—	—	
42449	Other Grocery and Related Products Merchant Wholesalers . . . . .	213	1 386	5 919	6	2	2	—	—	1	1	—	—	—	
424490	Other Grocery and Related Products Merchant Wholesalers . . . . .	213	1 386	5 919	6	2	2	—	—	1	1	—	—	—	
4248	Beer, Wine, and Distilled Alcoholic Beverage Merchant Wholesalers . . . . .	(E)	(D)	(D)	2	—	—	—	—	—	2	—	—	—	
42481	Beer and Ale Merchant Wholesalers . . . . .	(E)	(D)	(D)	2	—	—	—	—	—	2	—	—	—	
4249	Miscellaneous Nondurable Goods Merchant Wholesalers . . . . .	125	675	3 253	30	19	7	3	1	—	—	—	—	—	
425	Wholesale Electronic Markets and Agents and Brokers . . . . .	291	1 790	7 865	23	14	4	1	1	3	—	—	—	—	
4251	Wholesale Electronic Markets and Agents and Brokers . . . . .	291	1 790	7 865	23	14	4	1	1	3	—	—	—	—	
42512	Wholesale Trade Agents and Brokers . . . . .	(E)	(D)	(D)	22	13	4	1	1	3	—	—	—	—	
<b>44-45</b>	<b>Retail trade . . . . .</b>	<b>14 844</b>	<b>75 029</b>	<b>306 149</b>	<b>1 099</b>	<b>541</b>	<b>281</b>	<b>143</b>	<b>70</b>	<b>32</b>	<b>27</b>	<b>3</b>	<b>2</b>	—	
441	Motor vehicle & parts dealers . . . . .	2 174	17 981	74 725	157	76	31	25	15	4	6	—	—	—	
4411	Automobile dealers . . . . .	1 340	12 863	52 753	61	39	1	6	6	3	6	—	—	—	
44111	New car dealers . . . . .	1 191	11 743	48 106	22	7	1	—	5	3	6	—	—	—	
441110	New car dealers . . . . .	1 191	11 743	48 106	22	7	1	—	5	3	6	—	—	—	
44112	Used car dealers . . . . .	149	1 120	4 647	39	32	—	6	1	—	—	—	—	—	
441120	Used car dealers . . . . .	149	1 120	4 647	39	32	—	6	1	—	—	—	—	—	
4412	Other motor vehicle dealers . . . . .	345	2 067	8 908	34	16	6	5	6	1	—	—	—	—	
44121	Recreational vehicle dealers . . . . .	148	699	2 951	9	2	1	3	2	1	—	—	—	—	
441210	Recreational vehicle dealers . . . . .	148	699	2 951	9	2	1	3	2	1	—	—	—	—	
44122	Motorcycle & boat & other MV dealers . . . . .	197	1 368	5 957	25	14	5	2	4	—	—	—	—	—	
441221	Motorcycle dealers . . . . .	103	842	3 571	8	2	2	1	3	—	—	—	—	—	

See footnotes at end of table.





**Table 6. Counties—Employees, Payroll, and Establishments by Industry: 2003—Con.**

[Excludes most government employees, railroad employees, and self-employed persons. Size class 1 to 4 includes establishments with payroll, but no employees, during mid-March pay period. (D) denotes figures withheld to avoid disclosing data for individual companies; the data are included in broader industry totals. Detailed industries with 100 or more employees are shown if industry was not a (D). For explanation of terms, abbreviations, and data reliability/comparability, see introductory text]

NAICS code	Industry	Number of employees for week including March 12	Payroll (\$1,000)		Total number of establishments	Number of establishments by employment-size class									
			First quarter	Annual		1 to 4	5 to 9	10 to 19	20 to 49	50 to 99	100 to 249	250 to 499	500 to 999	1,000 or more	
<b>MARION—Con.</b>															
<b>44-45 Retail trade—Con.</b>															
454	Nonstore retailers .....	345	2 390	9 278	49	31	9	5	3	1	—	—	—	—	
4541	Electronic shopping & mail-order houses .....	111	760	3 096	10	8	—	—	1	1	—	—	—	—	
45411	Electronic shopping & mail-order houses .....	111	760	3 096	10	8	—	—	1	1	—	—	—	—	
4543	Direct selling establishments .....	215	1 546	5 900	33	19	7	5	2	—	—	—	—	—	
45439	Other direct selling establishments .....	163	1 174	4 506	26	17	4	3	2	—	—	—	—	—	
454390	Other direct selling establishments .....	163	1 174	4 506	26	17	4	3	2	—	—	—	—	—	
<b>48-49 Transportation &amp; warehousing .....</b>															
<b>484 Truck transportation .....</b>															
484	Truck transportation .....	884	7 044	28 105	107	80	6	11	6	3	1	—	—	—	
4841	General freight trucking .....	600	5 294	21 365	65	48	3	7	5	1	1	—	—	—	
48412	General freight trucking, long-distance .....	568	5 121	20 571	46	30	3	6	5	1	1	—	—	—	
484121	General freight trucking, long-distance, TL .....	424	3 413	13 560	33	26	—	3	2	1	1	—	—	—	
484122	General freight trucking, long-distance, LTL .....	144	1 708	7 011	13	4	3	3	3	—	—	—	—	—	
4842	Specialized freight trucking .....	284	1 750	6 740	42	32	3	4	1	2	—	—	—	—	
48422	Specialized freight (exc used) trucking, local .....	128	702	2 706	22	20	—	1	—	1	—	—	—	—	
484220	Specialized freight (exc used) trucking, local .....	128	702	2 706	22	20	—	1	—	1	—	—	—	—	
492	Couriers & messengers .....	260	1 781	6 988	11	5	1	2	2	—	1	—	—	—	
4921	Couriers .....	227	1 668	6 532	6	2	1	—	2	—	1	—	—	—	
49211	Couriers .....	227	1 668	6 532	6	2	1	—	2	—	1	—	—	—	
492110	Couriers .....	227	1 668	6 532	6	2	1	—	2	—	1	—	—	—	
493	Warehousing & storage .....	(F)	(D)	(D)	6	4	1	—	—	—	—	—	1	—	
4931	Warehousing & storage .....	(F)	(D)	(D)	6	4	1	—	—	—	—	—	1	—	
49311	General warehousing & storage .....	(F)	(D)	(D)	4	3	—	—	—	—	—	—	1	—	
<b>51 Information .....</b>															
<b>511 Publishing industries .....</b>															
511	Publishing industries .....	323	3 226	12 995	19	12	3	—	3	—	1	—	—	—	
5111	Newspaper, periodical, book, database publishers .....	(E)	(D)	(D)	17	10	3	—	3	—	1	—	—	—	
51111	Newspaper publishers .....	(C)	(D)	(D)	5	3	1	—	—	—	1	—	—	—	
517	Telecommunications .....	1 007	10 420	40 023	42	22	5	8	3	3	—	—	1	—	
5171	Wired Telecommunications Carriers .....	268	3 522	13 799	21	13	1	4	1	2	—	—	—	—	
51711	Wired Telecommunications Carriers .....	268	3 522	13 799	21	13	1	4	1	2	—	—	—	—	
517110	Wired Telecommunications Carriers .....	268	3 522	13 799	21	13	1	4	1	2	—	—	—	—	
5172	Wireless Telecommunications Carriers (except Satellite) .....	(F)	(D)	(D)	10	4	4	1	—	—	—	—	1	—	
51721	Wireless Telecommunications Carriers (except Satellite) .....	(F)	(D)	(D)	10	4	4	1	—	—	—	—	1	—	
5175	Cable and Other Program Distribution .....	149	945	3 377	8	3	—	3	1	1	—	—	—	—	
51751	Cable and Other Program Distribution .....	149	945	3 377	8	3	—	3	1	1	—	—	—	—	
517510	Cable and Other Program Distribution .....	149	945	3 377	8	3	—	3	1	1	—	—	—	—	
<b>52 Finance &amp; insurance .....</b>															
<b>522 Credit intermediation &amp; related activities .....</b>															
522	Credit intermediation & related activities .....	1 573	13 791	55 445	156	65	48	28	10	4	1	—	—	—	
5221	Depository credit intermediation .....	1 133	10 147	38 088	83	13	34	24	8	4	—	—	—	—	
52211	Commercial banking .....	1 054	9 671	36 283	75	10	33	21	7	4	—	—	—	—	
522110	Commercial banking .....	1 054	9 671	36 283	75	10	33	21	7	4	—	—	—	—	
5222	Nondepository credit intermediation .....	235	1 408	6 463	47	29	12	4	2	—	—	—	—	—	
52229	Other nondepository credit intermediation .....	(C)	(D)	(D)	43	26	11	4	2	—	—	—	—	—	
522292	Real estate credit .....	109	595	3 360	17	10	3	2	2	—	—	—	—	—	
5223	Activities related to credit intermediation .....	205	2 236	10 894	26	23	2	—	—	1	—	—	—	—	
52231	Mortgage & nonmortgage brokers .....	179	2 057	9 728	12	9	2	—	—	—	1	—	—	—	
522310	Mortgage & nonmortgage brokers .....	179	2 057	9 728	12	9	2	—	—	—	1	—	—	—	
523	Security, commodity contracts & like activity .....	(C)	(D)	(D)	33	23	2	4	4	—	—	—	—	—	
5231	Scrtly & comdty contracts intermed & brokerage .....	(C)	(D)	(D)	19	11	1	3	4	—	—	—	—	—	
52312	Securities brokerage .....	177	3 697	14 006	18	10	1	3	4	—	—	—	—	—	
523120	Securities brokerage .....	177	3 697	14 006	18	10	1	3	4	—	—	—	—	—	
524	Insurance carriers & related activities .....	673	5 956	23 510	141	98	26	12	4	1	—	—	—	—	
5241	Insurance carriers .....	201	2 447	7 914	22	12	5	2	2	1	—	—	—	—	
52411	Direct life, health, medical insurance carriers .....	113	1 354	4 415	8	3	2	1	1	1	—	—	—	—	
5242	Agencies & other insurance related activities .....	472	3 509	15 596	119	86	21	10	2	—	—	—	—	—	
52421	Insurance agencies & brokerages .....	461	3 418	15 273	114	81	21	10	2	—	—	—	—	—	
524210	Insurance agencies & brokerages .....	461	3 418	15 273	114	81	21	10	2	—	—	—	—	—	
<b>53 Real estate &amp; rental &amp; leasing .....</b>															
<b>531 Real estate .....</b>															
531	Real estate .....	837	4 243	18 800	252	205	35	5	5	2	—	—	—	—	
5311	Lessors of real estate .....	376	1 701	6 671	82	60	14	4	3	1	—	—	—	—	
53111	Lessors of residential buildings & dwellings .....	247	1 206	4 836	36	24	6	2	3	1	—	—	—	—	
531110	Lessors of residential buildings & dwellings .....	247	1 206	4 836	36	24	6	2	3	1	—	—	—	—	
5312	Offices of real estate agents & brokers .....	286	1 405	5 995	106	91	13	—	1	1	—	—	—	—	
53121	Offices of real estate agents & brokers .....	286	1 405	5 995	106	91	13	—	1	1	—	—	—	—	
531210	Offices of real estate agents & brokers .....	286	1 405	5 995	106	91	13	—	1	1	—	—	—	—	
5313	Activities related to real estate .....	175	1 137	6 134	64	54	8	1	1	—	—	—	—	—	
532	Rental & leasing services .....	482	2 464	9 791	55	20	14	17	3	1	—	—	—	—	
5321	Automotive equipment rental & leasing .....	110	793	2 794	14	6	3	4	1	—	—	—	—	—	
5322	Consumer goods rental .....	265	992	4 250	28	10	8	7	2	1	—	—	—	—	
53223	Video tape & disc rental .....	141	326	1 254	15	4	4	5	2	—	—	—	—	—	
532230	Video tape & disc rental .....	141	326	1 254	15	4	4	5	2	—	—	—	—	—	
53229	Other consumer goods rental .....	105	520	2 389	9	4	2	2	—	1	—	—	—	—	

See footnotes at end of table.

**Table 6. Counties—Employees, Payroll, and Establishments by Industry: 2003—Con.**

[Excludes most government employees, railroad employees, and self-employed persons. Size class 1 to 4 includes establishments with payroll, but no employees, during mid-March pay period. (D) denotes figures withheld to avoid disclosing data for individual companies; the data are included in broader industry totals. Detailed industries with 100 or more employees are shown if industry was not a (D). For explanation of terms, abbreviations, and data reliability/comparability, see introductory text]

NAICS code	Industry	Number of employees for week including March 12	Payroll (\$1,000)		Total number of establishments	Number of establishments by employment-size class								
			First quarter	Annual		1 to 4	5 to 9	10 to 19	20 to 49	50 to 99	100 to 249	250 to 499	500 to 999	1,000 or more
<b>MARION—Con.</b>														
<b>54</b>	<b>Professional, scientific &amp; technical services</b>	<b>3 038</b>	<b>22 444</b>	<b>101 811</b>	<b>546</b>	<b>377</b>	<b>82</b>	<b>55</b>	<b>28</b>	<b>3</b>	<b>1</b>			
541	Professional, scientific & technical services	3 038	22 444	101 811	546	377	82	55	28	3	1			
5411	Legal services	826	8 156	41 185	166	125	20	10	11					
54111	Offices of lawyers	691	7 187	36 689	151	117	18	8	8					
541110	Offices of lawyers	691	7 187	36 689	151	117	18	8	8					
54119	Other legal services	135	969	4 496	15	8	2	2	3					
5412	Accounting, tax prep, bookkeep, payroll services	663	3 535	13 591	90	56	14	13	5	2				
54121	Accounting, tax prep, bookkeep, payroll services	663	3 535	13 591	90	56	14	13	5	2				
541211	Offices of certified public accountants	175	1 657	7 050	35	26	3	4	2					
541219	Other accounting services	139	704	2 782	33	26	5	1	1					
5413	Architectural, engineering & related services	434	3 318	15 725	78	47	18	8	5					
54133	Engineering services	193	1 787	8 344	35	22	6	5	2					
541330	Engineering services	193	1 787	8 344	35	22	6	5	2					
54137	Surveying, mapping (exc geophysical) services	150	682	3 147	22	9	10	1	2					
541370	Surveying, mapping (exc geophysical) services	150	682	3 147	22	9	10	1	2					
5416	Management, sci & tech consulting services	249	2 093	9 040	57	48	4	3	1	1				
54161	Management consulting services	243	2 079	8 846	47	38	4	3	1	1				
541612	Human res & exec search consulting services	115	409	1 608	7	5		1		1				
5418	Advertising & related services	128	998	4 227	30	25	1	2	2					
5419	Oth professional, scientific, technical services	646	3 652	15 462	86	44	20	17	4		1			
54194	Veterinary services	543	3 095	13 066	56	21	17	13	4		1			
541940	Veterinary services	543	3 095	13 066	56	21	17	13	4		1			
<b>55</b>	<b>Management of companies &amp; enterprises</b>	<b>621</b>	<b>7 785</b>	<b>28 212</b>	<b>21</b>	<b>7</b>	<b>3</b>	<b>3</b>	<b>5</b>	<b>1</b>	<b>2</b>			
551	Management of companies & enterprises	621	7 785	28 212	21	7	3	3	5	1	2			
5511	Management of companies & enterprises	621	7 785	28 212	21	7	3	3	5	1	2			
55111	Management of companies & enterprises	621	7 785	28 212	21	7	3	3	5	1	2			
<b>56</b>	<b>Admin, support, waste mgt, remediation services</b>	<b>7 460</b>	<b>29 507</b>	<b>128 362</b>	<b>345</b>	<b>222</b>	<b>45</b>	<b>35</b>	<b>18</b>	<b>15</b>	<b>7</b>	<b>2</b>		<b>1</b>
561	Administrative & support services	7 191	27 422	120 109	329	216	41	33	16	13	7	2		1
5611	Office administrative services	258	1 613	7 714	20	14	2	3			1			
56111	Office administrative services	258	1 613	7 714	20	14	2	3			1			
561110	Office administrative services	258	1 613	7 714	20	14	2	3			1			
5613	Employment services	4 296	16 807	76 746	25	8	1	3	2	7	3			1
56132	Temporary help services	(G)	(D)	(D)	18	3	1	2	2	7	3			
56133	Employee leasing services	(H)	(D)	(D)	4	2		1						1
5614	Business support services	699	2 885	10 237	33	20	4	2	3	2	1	1		
56142	Telephone call centers	486	2 046	6 844	7	2	1		2		1	1		
56149	Other business support services	118	286	1 222	11	7	1	1	1	1				
5616	Investigation & security services	215	504	2 073	23	17	3	1	1					
56161	Investigation, guard & armored car services	188	350	1 357	15	11	2		1		1			
561611	Investigation services	140	124	502	11	10					1			
5617	Services to buildings & dwellings	1 156	4 378	18 247	207	146	28	21	9	3				
56171	Exterminating & pest control services	293	1 795	7 155	38	19	9	7	3					
561710	Exterminating & pest control services	293	1 795	7 155	38	19	9	7	3					
56172	Janitorial services	455	1 008	3 976	50	32	7	4	4	3				
561720	Janitorial services	455	1 008	3 976	50	32	7	4	4	3				
56173	Landscaping services	344	1 360	6 274	99	79	10	8	2					
561730	Landscaping services	344	1 360	6 274	99	79	10	8	2					
5619	Other support services	473	758	2 941	11	7		1		1	1	1		
56199	All other support services	473	758	2 941	11	7		1		1	1	1		
561990	All other support services	473	758	2 941	11	7		1		1	1	1		
562	Waste management & remediation services	269	2 085	8 253	16	6	4	2	2	2				
5621	Waste collection	203	1 611	6 374	9	3	2	1	1	2				
56211	Waste collection	203	1 611	6 374	9	3	2	1	1	2				
<b>61</b>	<b>Educational services</b>	<b>456</b>	<b>1 875</b>	<b>8 169</b>	<b>33</b>	<b>20</b>	<b>1</b>	<b>5</b>	<b>3</b>	<b>4</b>				
611	Educational services	456	1 875	8 169	33	20	1	5	3	4				
6111	Elementary & secondary schools	353	1 440	5 913	13	3		4	3	3				
61111	Elementary & secondary schools	353	1 440	5 913	13	3		4	3	3				
611110	Elementary & secondary schools	353	1 440	5 913	13	3		4	3	3				
<b>62</b>	<b>Health care and social assistance</b>	<b>12 556</b>	<b>97 866</b>	<b>426 999</b>	<b>669</b>	<b>327</b>	<b>157</b>	<b>92</b>	<b>52</b>	<b>20</b>	<b>18</b>	<b>1</b>		<b>2</b>
621	Ambulatory health care services	5 353	47 711	222 988	548	282	134	77	37	11	6	1		
6211	Offices of physicians	2 700	30 624	148 949	270	130	74	36	23	3	4			
62111	Offices of physicians	2 700	30 624	148 949	270	130	74	36	23	3	4			
621111	Offices of physicians (exc mental health)	2 633	30 271	147 184	254	117	73	35	22	3	4			
6212	Offices of dentists	606	4 247	20 698	80	26	32	19	3					
62121	Offices of dentists	606	4 247	20 698	80	26	32	19	3					
621210	Offices of dentists	606	4 247	20 698	80	26	32	19	3					
6213	Offices of other health practitioners	532	3 331	14 297	128	91	22	10	5					
62131	Offices of chiropractors	104	618	2 604	31	25	5		1					
621310	Offices of chiropractors	104	618	2 604	31	25	5		1					
62134	Offices of PT, OT, speech therapy & audiology	256	1 667	6 891	40	21	9	7	3					
621340	Offices of PT, OT, speech therapy & audiology	256	1 667	6 891	40	21	9	7	3					
6214	Outpatient care centers	515	3 163	12 710	29	17	3	2	3	3	1			
62149	Other outpatient care centers	487	3 079	12 442	24	15	1	1	3	3	1			
621498	All other outpatient care centers	245	1 357	5 677	14	12				1	1			

See footnotes at end of table.

**Table 6. Counties—Employees, Payroll, and Establishments by Industry: 2003—Con.**

[Excludes most government employees, railroad employees, and self-employed persons. Size class 1 to 4 includes establishments with payroll, but no employees, during mid-March pay period. (D) denotes figures withheld to avoid disclosing data for individual companies; the data are included in broader industry totals. Detailed industries with 100 or more employees are shown if industry was not a (D). For explanation of terms, abbreviations, and data reliability/comparability, see introductory text]

NAICS code	Industry	Number of employees for week including March 12	Payroll (\$1,000)		Total number of establishments	Number of establishments by employment-size class								
			First quarter	Annual		1 to 4	5 to 9	10 to 19	20 to 49	50 to 99	100 to 249	250 to 499	500 to 999	1,000 or more
<b>MARION—Con.</b>														
<b>62</b>	<b>Health care and social assistance—Con.</b>													
621	Ambulatory health care services—Con.													
6216	Home health care services	791	4 743	19 381	23	8	3	5	2	3	1	1	—	—
62161	Home health care services	791	4 743	19 381	23	8	3	5	2	3	1	1	—	—
621610	Home health care services	791	4 743	19 381	23	8	3	5	2	3	1	1	—	—
6219	Other ambulatory health care services	122	883	3 723	8	3	—	3	1	1	—	—	—	—
62199	All other ambulatory health care services	(C)	(D)	(D)	7	2	—	3	1	1	—	—	—	—
622	Hospitals	(H)	(D)	(D)	2	—	—	—	—	—	—	—	—	2
6221	General medical & surgical hospitals	(H)	(D)	(D)	2	—	—	—	—	—	—	—	—	2
62211	General medical & surgical hospitals	(H)	(D)	(D)	2	—	—	—	—	—	—	—	—	2
623	Nursing & residential care facilities	2 301	12 195	50 465	40	12	5	5	2	6	10	—	—	—
6231	Nursing care facilities	1 475	8 504	35 811	10	1	1	—	—	—	8	—	—	—
62311	Nursing care facilities	1 475	8 504	35 811	10	1	1	—	—	—	8	—	—	—
623110	Nursing care facilities	1 475	8 504	35 811	10	1	1	—	—	—	8	—	—	—
6232	Residential mental retardation, health facility	352	1 565	5 893	14	5	3	3	—	2	1	—	—	—
62321	Residential mental retardation facilities	(E)	(D)	(D)	12	5	3	2	—	1	1	—	—	—
6233	Community care facilities for the elderly	251	918	3 761	8	3	—	—	2	3	—	—	—	—
62331	Community care facilities for the elderly	251	918	3 761	8	3	—	—	2	3	—	—	—	—
6239	Other residential care facilities	223	1 208	5 000	8	3	1	2	—	1	1	—	—	—
62399	Other residential care facilities	223	1 208	5 000	8	3	1	2	—	1	1	—	—	—
623990	Other residential care facilities	223	1 208	5 000	8	3	1	2	—	1	1	—	—	—
624	Social assistance	(G)	(D)	(D)	79	33	18	10	13	3	2	—	—	—
6241	Individual & family services	346	1 590	6 830	26	14	4	2	4	1	1	—	—	—
62412	Services for elderly & disabled persons	200	771	3 369	7	2	2	1	—	1	1	—	—	—
624120	Services for elderly & disabled persons	200	771	3 369	7	2	2	1	—	1	1	—	—	—
6243	Vocational rehabilitation services	(C)	(D)	(D)	6	2	1	—	1	2	—	—	—	—
62431	Vocational rehabilitation services	(C)	(D)	(D)	6	2	1	—	1	2	—	—	—	—
6244	Child day care services	543	2 048	8 496	40	14	12	7	6	—	1	—	—	—
62441	Child day care services	543	2 048	8 496	40	14	12	7	6	—	1	—	—	—
624410	Child day care services	543	2 048	8 496	40	14	12	7	6	—	1	—	—	—
<b>71</b>	<b>Arts, entertainment &amp; recreation</b>	<b>1 327</b>	<b>4 572</b>	<b>17 688</b>	<b>71</b>	<b>42</b>	<b>5</b>	<b>6</b>	<b>12</b>	<b>3</b>	<b>2</b>	<b>1</b>	—	—
711	Performing arts, spectator sports & related industries	330	1 918	6 137	24	15	—	4	4	—	1	—	—	—
7112	Spectator sports	285	1 634	4 879	16	9	—	3	3	—	1	—	—	—
71121	Spectator sports	285	1 634	4 879	16	9	—	3	3	—	1	—	—	—
713	Amusement, gambling & recreation industries	997	2 654	11 551	47	27	5	2	8	3	1	1	—	—
7131	Amusement parks & arcades	(E)	(D)	(D)	4	1	2	—	—	—	—	1	—	—
71311	Amusement & theme parks	(E)	(D)	(D)	2	1	—	—	—	—	—	1	—	—
7132	Gambling industries	(C)	(D)	(D)	4	1	—	1	—	2	—	—	—	—
71329	Other gambling industries	(C)	(D)	(D)	4	1	—	1	—	2	—	—	—	—
7139	Other amusement & recreation industries	477	1 456	6 523	39	25	3	1	8	1	1	—	—	—
71391	Golf courses & country clubs	234	758	3 295	7	2	1	—	3	—	1	—	—	—
713910	Golf courses & country clubs	234	758	3 295	7	2	1	—	3	—	1	—	—	—
71394	Fitness & recreational sports centers	152	361	1 833	16	12	—	1	2	1	—	—	—	—
713940	Fitness & recreational sports centers	152	361	1 833	16	12	—	1	2	1	—	—	—	—
<b>72</b>	<b>Accommodation &amp; food services</b>	<b>6 540</b>	<b>17 570</b>	<b>71 520</b>	<b>404</b>	<b>169</b>	<b>59</b>	<b>63</b>	<b>82</b>	<b>25</b>	<b>6</b>	—	—	—
721	Accommodation	706	1 650	6 850	63	35	7	10	8	3	—	—	—	—
7211	Traveler accommodation	(F)	(D)	(D)	47	28	3	7	6	3	—	—	—	—
72111	Hotels (exc casino hotels) & motels	551	1 118	4 685	45	27	2	7	6	3	—	—	—	—
721110	Hotels (exc casino hotels) & motels	551	1 118	4 685	45	27	2	7	6	3	—	—	—	—
7212	RV parks & recreational camps	(C)	(D)	(D)	14	6	4	2	2	—	—	—	—	—
72121	RV parks & recreational camps	(C)	(D)	(D)	14	6	4	2	2	—	—	—	—	—
722	Food services & drinking places	5 834	15 920	64 670	341	134	52	53	74	22	6	—	—	—
7221	Full-service restaurants	2 905	8 274	32 887	123	43	22	20	13	20	5	—	—	—
72211	Full-service restaurants	2 905	8 274	32 887	123	43	22	20	13	20	5	—	—	—
722110	Full-service restaurants	2 905	8 274	32 887	123	43	22	20	13	20	5	—	—	—
7222	Limited-service eating places	2 707	7 075	29 182	171	57	21	31	59	2	1	—	—	—
72221	Limited-service eating places	2 707	7 075	29 182	171	57	21	31	59	2	1	—	—	—
722211	Limited-service restaurants	2 333	5 954	24 257	138	40	17	26	54	—	1	—	—	—
722212	Cafeterias	150	541	2 303	6	2	—	1	2	1	—	—	—	—
722213	Snack & nonalcoholic beverage bars	224	580	2 622	27	15	4	4	3	1	—	—	—	—
7224	Drinking places (alcoholic beverages)	127	294	1 398	35	27	7	1	—	—	—	—	—	—
72241	Drinking places (alcoholic beverages)	127	294	1 398	35	27	7	1	—	—	—	—	—	—
722410	Drinking places (alcoholic beverages)	127	294	1 398	35	27	7	1	—	—	—	—	—	—
<b>81</b>	<b>Other services (except public administration)</b>	<b>3 638</b>	<b>15 753</b>	<b>65 377</b>	<b>601</b>	<b>392</b>	<b>122</b>	<b>48</b>	<b>33</b>	<b>4</b>	<b>2</b>	—	—	—
811	Repair & maintenance	906	5 411	22 758	221	156	46	12	7	—	—	—	—	—
8111	Automotive repair & maintenance	739	4 283	17 978	162	107	37	11	7	—	—	—	—	—
81111	Automotive mechanical & electrical R&M	440	2 720	11 678	107	71	27	7	2	—	—	—	—	—
811111	General automotive repair	353	2 196	9 563	89	60	23	4	2	—	—	—	—	—
81112	Automotive body, paint, interior & glass repair	154	1 152	4 724	27	17	6	2	2	—	—	—	—	—
811121	Automotive body, paint & interior R&M	140	1 048	4 262	21	11	6	2	2	—	—	—	—	—
81119	Other automotive R&M	145	411	1 576	28	19	4	2	3	—	—	—	—	—
8113	Commercial equipment (exc auto & elec) R&M	100	602	2 523	24	18	5	1	—	—	—	—	—	—
81131	Commercial equipment (exc auto & elec) R&M	100	602	2 523	24	18	5	1	—	—	—	—	—	—
811310	Commercial equipment (exc auto & elec) R&M	100	602	2 523	24	18	5	1	—	—	—	—	—	—

See footnotes at end of table.

**Table 6. Counties—Employees, Payroll, and Establishments by Industry: 2003—Con.**

[Excludes most government employees, railroad employees, and self-employed persons. Size class 1 to 4 includes establishments with payroll, but no employees, during mid-March pay period. (D) denotes figures withheld to avoid disclosing data for individual companies; the data are included in broader industry totals. Detailed industries with 100 or more employees are shown if industry was not a (D). For explanation of terms, abbreviations, and data reliability/comparability, see introductory text]

NAICS code	Industry	Number of employees for week including March 12	Payroll (\$1,000)		Total number of establishments	Number of establishments by employment-size class								
			First quarter	Annual		1 to 4	5 to 9	10 to 19	20 to 49	50 to 99	100 to 249	250 to 499	500 to 999	1,000 or more
<b>MARION—Con.</b>														
<b>81</b>	<b>Other services (except public administration)—Con.</b>													
812	Personal & laundry services .....	886	3 749	15 182	159	102	32	19	5	1	—	—	—	—
8121	Personal care services .....	436	1 691	6 652	95	63	20	10	2	—	—	—	—	—
81211	Hair, nail & skin care services .....	379	1 512	5 884	85	58	17	8	2	—	—	—	—	—
812112	Beauty salons .....	344	1 376	5 347	76	51	16	7	2	—	—	—	—	—
8122	Death care services .....	(C)	(D)	(D)	14	2	6	4	2	—	—	—	—	—
81221	Funeral homes .....	134	730	2 959	12	2	6	2	2	—	—	—	—	—
812210	Funeral homes .....	134	730	2 959	12	2	6	2	2	—	—	—	—	—
8123	Drycleaning & laundry services .....	217	977	3 911	22	12	3	5	1	1	—	—	—	—
81232	Drycleaning & laundry services (exc coin-op) .....	106	389	1 497	13	5	3	4	1	—	—	—	—	—
812320	Drycleaning & laundry services (exc coin-op) .....	106	389	1 497	13	5	3	4	1	—	—	—	—	—
813	Religious, grantmaking, civic, prof & like organizations .....	1 846	6 593	27 437	221	134	44	17	21	3	2	—	—	—
8131	Religious organizations .....	1 380	4 849	20 423	157	92	31	12	18	3	1	—	—	—
81311	Religious organizations .....	1 380	4 849	20 423	157	92	31	12	18	3	1	—	—	—
813110	Religious organizations .....	1 380	4 849	20 423	157	92	31	12	18	3	1	—	—	—
8134	Civic & social organizations .....	107	311	1 257	25	16	6	3	—	—	—	—	—	—
81341	Civic & social organizations .....	107	311	1 257	25	16	6	3	—	—	—	—	—	—
813410	Civic & social organizations .....	107	311	1 257	25	16	6	3	—	—	—	—	—	—
8139	Business, labor, political, like organizations .....	271	999	3 851	27	19	5	1	1	—	1	—	—	—
81399	Oth similar organizations (exc business, prof, labor, pol) .....	216	620	2 581	12	8	2	—	1	—	1	—	—	—
813990	Oth similar organizations (exc business, prof, labor, pol) .....	216	620	2 581	12	8	2	—	1	—	1	—	—	—
<b>99</b>	<b>Unclassified establishments .....</b>	<b>22</b>	<b>42</b>	<b>347</b>	<b>26</b>	<b>25</b>	<b>1</b>	<b>—</b>	<b>—</b>	<b>—</b>	<b>—</b>	<b>—</b>	<b>—</b>	<b>—</b>
<b>MARTIN</b>														
	<b>Total .....</b>	<b>48 501</b>	<b>334 957</b>	<b>1 401 011</b>	<b>4 617</b>	<b>2 822</b>	<b>814</b>	<b>475</b>	<b>314</b>	<b>117</b>	<b>62</b>	<b>9</b>	<b>3</b>	<b>1</b>
<b>11</b>	<b>Forestry, fishing, hunting, and agriculture support .....</b>	<b>116</b>	<b>833</b>	<b>2 368</b>	<b>11</b>	<b>7</b>	<b>2</b>	<b>—</b>	<b>1</b>	<b>1</b>	<b>—</b>	<b>—</b>	<b>—</b>	<b>—</b>
115	Agriculture & forestry support activities .....	(C)	(D)	(D)	10	6	2	—	1	1	—	—	—	—
<b>22</b>	<b>Utilities .....</b>	<b>319</b>	<b>7 297</b>	<b>22 884</b>	<b>10</b>	<b>5</b>	<b>—</b>	<b>2</b>	<b>—</b>	<b>2</b>	<b>1</b>	<b>—</b>	<b>—</b>	<b>—</b>
221	Utilities .....	319	7 297	22 884	10	5	—	2	—	2	1	—	—	—
2211	Elec pwr generation, transmsn & distribution ...	(E)	(D)	(D)	3	—	—	—	—	2	1	—	—	—
22112	Electric pwr transmsn, control & distribution ..	(C)	(D)	(D)	2	—	—	—	—	1	1	—	—	—
<b>23</b>	<b>Construction .....</b>	<b>4 011</b>	<b>31 128</b>	<b>140 261</b>	<b>587</b>	<b>407</b>	<b>80</b>	<b>55</b>	<b>32</b>	<b>8</b>	<b>4</b>	<b>1</b>	<b>—</b>	<b>—</b>
236	Construction of Buildings .....	984	9 415	41 920	164	123	19	10	8	2	2	—	—	—
2361	Residential Building Construction .....	675	6 709	29 338	137	110	14	5	5	2	1	—	—	—
23611	Residential Building Construction .....	675	6 709	29 338	137	110	14	5	5	2	1	—	—	—
236115	New Single-Family Housing Construction (except Operative Builders) .....	312	2 587	11 970	88	72	9	2	5	—	—	—	—	—
236117	New Housing Operative Builders .....	157	3 506	14 441	10	6	2	—	—	2	—	—	—	—
2362	Nonresidential Building Construction .....	309	2 706	12 582	27	13	5	5	3	—	1	—	—	—
23622	Commercial and Institutional Building Construction .....	309	2 706	12 582	27	13	5	5	3	—	1	—	—	—
236220	Commercial and Institutional Building Construction .....	309	2 706	12 582	27	13	5	5	3	—	1	—	—	—
237	Heavy and Civil Engineering Construction .....	564	5 101	21 026	50	32	4	4	7	2	1	—	—	—
2371	Utility System Construction .....	202	1 698	6 479	19	10	2	3	3	1	—	—	—	—
23711	Water and Sewer Line and Related Structures Construction .....	101	810	3 352	15	10	1	2	2	—	—	—	—	—
237110	Water and Sewer Line and Related Structures Construction .....	101	810	3 352	15	10	1	2	2	—	—	—	—	—
2372	Land Subdivision .....	102	758	4 372	11	9	—	—	1	1	—	—	—	—
23721	Land Subdivision .....	102	758	4 372	11	9	—	—	1	1	—	—	—	—
237210	Land Subdivision .....	102	758	4 372	11	9	—	—	1	1	—	—	—	—
2373	Highway, Street, and Bridge Construction .....	202	2 207	8 436	4	1	—	—	2	—	1	—	—	—
23731	Highway, Street, and Bridge Construction .....	202	2 207	8 436	4	1	—	—	2	—	1	—	—	—
237310	Highway, Street, and Bridge Construction ..	202	2 207	8 436	4	1	—	—	2	—	1	—	—	—
238	Specialty Trade Contractors .....	2 463	16 612	77 315	373	252	57	41	17	4	1	1	—	—
2381	Foundation, Structure, and Building Exterior Contractors .....	712	4 383	19 422	85	51	13	12	7	1	1	—	—	—
23811	Poured Concrete Foundation and Structure Contractors .....	206	1 299	6 415	18	8	6	3	—	—	1	—	—	—
238110	Poured Concrete Foundation and Structure Contractors .....	206	1 299	6 415	18	8	6	3	—	—	1	—	—	—
23814	Masonry Contractors .....	199	1 185	5 044	22	12	2	5	3	—	—	—	—	—
238140	Masonry Contractors .....	199	1 185	5 044	22	12	2	5	3	—	—	—	—	—
23816	Roofing Contractors .....	157	987	4 006	22	16	2	2	1	1	—	—	—	—
238160	Roofing Contractors .....	157	987	4 006	22	16	2	2	1	1	—	—	—	—
2382	Building Equipment Contractors .....	1 086	7 737	37 606	128	83	19	15	8	2	—	1	—	—
23821	Electrical Contractors .....	669	4 791	21 290	54	33	8	7	4	1	—	—	—	—
238210	Electrical Contractors .....	669	4 791	21 290	54	33	8	7	4	1	—	—	—	—
23822	Plumbing, Heating, and Air-Conditioning Contractors .....	(E)	(D)	(D)	69	46	10	8	4	1	—	—	—	—
2383	Building Finishing Contractors .....	362	2 559	11 783	108	83	16	8	1	—	—	—	—	—
23832	Painting and Wall Covering Contractors .....	105	553	2 731	33	28	2	3	—	—	—	—	—	—
238320	Painting and Wall Covering Contractors .....	105	553	2 731	33	28	2	3	—	—	—	—	—	—

See footnotes at end of table.

**Table 6. Counties—Employees, Payroll, and Establishments by Industry: 2003—Con.**

[Excludes most government employees, railroad employees, and self-employed persons. Size class 1 to 4 includes establishments with payroll, but no employees, during mid-March pay period. (D) denotes figures withheld to avoid disclosing data for individual companies; the data are included in broader industry totals. Detailed industries with 100 or more employees are shown if industry was not a (D). For explanation of terms, abbreviations, and data reliability/comparability, see introductory text]

NAICS code	Industry	Number of employees for week including March 12	Payroll (\$1,000)		Total number of establishments	Number of establishments by employment-size class										
			First quarter	Annual		1 to 4	5 to 9	10 to 19	20 to 49	50 to 99	100 to 249	250 to 499	500 to 999	1,000 or more		
<b>23</b>	<b>MARTIN—Con.</b>															
	<b>Construction—Con.</b>															
238	Specialty Trade Contractors—Con.															
2389	Other Specialty Trade Contractors	303	1 933	8 504	52	35	9	6	1	1	—	—	—	—	—	—
23891	Site Preparation Contractors	165	1 064	4 568	17	10	4	2	—	1	—	—	—	—	—	—
238910	Site Preparation Contractors	165	1 064	4 568	17	10	4	2	—	1	—	—	—	—	—	—
23899	All Other Specialty Trade Contractors	138	869	3 936	35	25	5	4	1	—	—	—	—	—	—	—
238990	All Other Specialty Trade Contractors	138	869	3 936	35	25	5	4	1	—	—	—	—	—	—	—
<b>31-33</b>	<b>Manufacturing</b>	<b>2 428</b>	<b>23 825</b>	<b>97 695</b>	<b>153</b>	<b>79</b>	<b>31</b>	<b>20</b>	<b>13</b>	<b>5</b>	<b>3</b>	<b>2</b>	—	—	—	—
311	Food mfg	(C)	(D)	(D)	4	1	1	—	1	—	1	—	—	—	—	—
3114	Fruit & veg preserving & specialty food mfg	(C)	(D)	(D)	1	—	—	—	—	—	1	—	—	—	—	—
31141	Frozen food mfg	(C)	(D)	(D)	1	—	—	—	—	—	1	—	—	—	—	—
323	Printing & related support activities	281	2 204	9 219	19	11	4	1	2	—	1	—	—	—	—	—
3231	Printing & related support activities	281	2 204	9 219	19	11	4	1	2	—	1	—	—	—	—	—
32311	Printing	(E)	(D)	(D)	18	10	4	1	2	—	1	—	—	—	—	—
323110	Commercial lithographic printing	217	1 766	7 473	7	3	1	1	1	—	1	—	—	—	—	—
327	Nonmetallic mineral product mfg	213	1 592	6 685	8	3	—	1	2	2	—	—	—	—	—	—
3273	Cement & concrete product mfg	206	1 547	6 521	5	—	—	1	2	2	—	—	—	—	—	—
32739	Other concrete product mfg	(C)	(D)	(D)	2	—	—	—	—	2	—	—	—	—	—	—
332	Fabricated metal product mfg	130	965	4 814	17	8	4	4	1	—	—	—	—	—	—	—
334	Computer & electronic product mfg	193	1 674	6 601	9	5	—	1	2	1	—	—	—	—	—	—
3344	Semiconductor & oth electronic component mfg	(C)	(D)	(D)	4	1	—	1	1	1	—	—	—	—	—	—
33441	Semiconductor & oth electronic component mfg	(C)	(D)	(D)	4	1	—	1	1	1	—	—	—	—	—	—
336	Transportation equipment mfg	886	11 676	39 692	16	5	3	3	1	1	1	2	—	—	—	—
3364	Aerospace product & parts mfg	(F)	(D)	(D)	2	—	—	—	—	—	—	2	—	—	—	—
33641	Aerospace product & parts mfg	(F)	(D)	(D)	2	—	—	—	—	—	—	2	—	—	—	—
3366	Ship & boat building	(E)	(D)	(D)	13	4	3	3	1	1	1	—	—	—	—	—
33661	Ship & boat building	(E)	(D)	(D)	13	4	3	3	1	1	1	—	—	—	—	—
339	Miscellaneous mfg	133	1 216	9 970	18	11	4	2	—	1	—	—	—	—	—	—
<b>42</b>	<b>Wholesale trade</b>	<b>1 072</b>	<b>9 467</b>	<b>42 172</b>	<b>215</b>	<b>157</b>	<b>32</b>	<b>16</b>	<b>8</b>	<b>1</b>	<b>1</b>	—	—	—	—	—
423	Merchant Wholesalers, Durable Goods	622	6 686	28 172	124	87	21	11	4	1	—	—	—	—	—	—
4233	Lumber and Other Construction Materials Merchant Wholesalers	173	2 266	10 896	10	3	2	3	1	1	—	—	—	—	—	—
4239	Miscellaneous Durable Goods Merchant Wholesalers	132	1 082	4 105	32	23	7	1	1	—	—	—	—	—	—	—
424	Merchant Wholesalers, Nondurable Goods	367	1 813	8 676	56	40	7	4	4	—	1	—	—	—	—	—
4249	Miscellaneous Nondurable Goods Merchant Wholesalers	180	592	2 767	19	14	3	—	1	—	1	—	—	—	—	—
42493	Flower, Nursery Stock, and Florists' Supplies Merchant Wholesalers	163	461	2 140	10	6	2	—	1	—	1	—	—	—	—	—
424930	Flower, Nursery Stock, and Florists' Supplies Merchant Wholesalers	163	461	2 140	10	6	2	—	1	—	1	—	—	—	—	—
<b>44-45</b>	<b>Retail trade</b>	<b>9 807</b>	<b>51 613</b>	<b>215 253</b>	<b>762</b>	<b>371</b>	<b>194</b>	<b>107</b>	<b>45</b>	<b>24</b>	<b>20</b>	<b>1</b>	—	—	—	—
441	Motor vehicle & parts dealers	1 350	11 157	48 293	100	46	20	19	9	5	1	—	—	—	—	—
4411	Automobile dealers	795	7 117	29 696	22	8	3	1	4	5	1	—	—	—	—	—
44111	New car dealers	747	6 809	28 524	11	1	—	—	4	5	1	—	—	—	—	—
441110	New car dealers	747	6 809	28 524	11	1	—	—	4	5	1	—	—	—	—	—
4412	Other motor vehicle dealers	350	2 698	12 744	49	27	5	13	4	—	—	—	—	—	—	—
44122	Motorcycle & boat & other MV dealers	301	2 132	10 219	45	26	5	10	4	—	—	—	—	—	—	—
441222	Boat dealers	241	1 711	8 095	34	17	5	9	3	—	—	—	—	—	—	—
4413	Automotive parts, accessories & tire stores	205	1 342	5 853	29	11	12	5	1	—	—	—	—	—	—	—
44131	Automotive parts, accessories & tire stores	105	544	2 583	18	10	5	3	—	—	—	—	—	—	—	—
441310	Automotive parts, accessories & tire stores	105	544	2 583	18	10	5	3	—	—	—	—	—	—	—	—
44132	Tire dealers	100	798	3 270	11	1	7	2	1	—	—	—	—	—	—	—
441320	Tire dealers	100	798	3 270	11	1	7	2	1	—	—	—	—	—	—	—
442	Furniture & home furnishing stores	517	3 045	12 974	63	37	7	10	9	—	—	—	—	—	—	—
4421	Furniture stores	220	1 704	7 323	23	12	2	4	5	—	—	—	—	—	—	—
44211	Furniture stores	220	1 704	7 323	23	12	2	4	5	—	—	—	—	—	—	—
442110	Furniture stores	220	1 704	7 323	23	12	2	4	5	—	—	—	—	—	—	—
4422	Home furnishings stores	297	1 341	5 651	40	25	5	6	4	—	—	—	—	—	—	—
44229	Other home furnishings stores	235	932	3 734	26	14	4	4	4	—	—	—	—	—	—	—
442299	All other home furnishings stores	212	880	3 481	21	10	4	3	4	—	—	—	—	—	—	—
443	Electronics & appliance stores	276	1 826	6 905	36	14	15	5	1	1	—	—	—	—	—	—
4431	Electronics & appliance stores	276	1 826	6 905	36	14	15	5	1	1	—	—	—	—	—	—
44311	Appliance, TV & all other electronics stores	233	1 613	6 022	31	14	11	4	1	1	—	—	—	—	—	—
443112	Radio, television & other electronics stores	188	1 312	4 816	21	7	9	3	1	1	—	—	—	—	—	—
444	Bldg material & garden equip & supp dealers	1 161	7 582	30 301	77	44	14	11	2	2	4	—	—	—	—	—
4441	Building material & supplies dealers	1 121	7 414	29 536	66	36	11	11	2	2	4	—	—	—	—	—
44411	Home centers	692	4 330	15 698	8	—	1	2	1	—	4	—	—	—	—	—
444110	Home centers	692	4 330	15 698	8	—	1	2	1	—	4	—	—	—	—	—
44419	Other building material dealers	341	2 604	11 737	38	21	9	5	1	2	—	—	—	—	—	—
444190	Other building material dealers	341	2 604	11 737	38	21	9	5	1	2	—	—	—	—	—	—
445	Food & beverage stores	2 038	8 437	34 666	61	38	6	2	—	6	8	1	—	—	—	—
4451	Grocery stores	1 915	7 928	32 363	38	21	3	—	—	5	8	1	—	—	—	—
44511	Grocery (except convenience) stores	1 881	7 776	31 712	24	9	1	—	—	5	8	1	—	—	—	—
445110	Grocery (except convenience) stores	1 881	7 776	31 712	24	9	1	—	—	5	8	1	—	—	—	—
4452	Specialty food stores	104	414	1 901	19	14	3	1	—	1	—	—	—	—	—	—

See footnotes at end of table.

**Table 6. Counties—Employees, Payroll, and Establishments by Industry: 2003—Con.**

[Excludes most government employees, railroad employees, and self-employed persons. Size class 1 to 4 includes establishments with payroll, but no employees, during mid-March pay period. (D) denotes figures withheld to avoid disclosing data for individual companies; the data are included in broader industry totals. Detailed industries with 100 or more employees are shown if industry was not a (D). For explanation of terms, abbreviations, and data reliability/comparability, see introductory text]

NAICS code	Industry	Number of employees for week including March 12	Payroll (\$1,000)		Total number of establishments	Number of establishments by employment-size class																					
			First quarter	Annual		1 to 4	5 to 9	10 to 19	20 to 49	50 to 99	100 to 249	250 to 499	500 to 999	1,000 or more													
<b>MARTIN—Con.</b>																											
<b>44-45 Retail trade—Con.</b>																											
446	Health & personal care stores .....	680	4 175	20 683	64	27	14	13	7	3	—	—	—	—	—	—	—										
4461	Health & personal care stores .....	680	4 175	20 683	64	27	14	13	7	3	—	—	—	—	—	—	—										
44611	Pharmacies & drug stores .....	367	2 301	10 017	19	2	3	8	4	2	—	—	—	—	—	—	—										
446110	Pharmacies & drug stores .....	367	2 301	10 017	19	2	3	8	4	2	—	—	—	—	—	—	—										
44619	Other health & personal care stores .....	175	1 339	7 058	21	12	5	1	2	1	—	—	—	—	—	—	—										
446199	All other health & personal care stores .....	143	1 182	6 251	12	8	—	1	2	1	—	—	—	—	—	—	—										
447	Gasoline stations .....	569	1 965	8 299	62	18	25	16	2	1	—	—	—	—	—	—	—										
4471	Gasoline stations .....	569	1 965	8 299	62	18	25	16	2	1	—	—	—	—	—	—	—										
44711	Gasoline stations with convenience stores .....	474	1 831	7 565	54	13	23	16	2	—	—	—	—	—	—	—	—										
447110	Gasoline stations with convenience stores .....	474	1 831	7 565	54	13	23	16	2	—	—	—	—	—	—	—	—										
448	Clothing & clothing accessories stores .....	833	3 085	12 381	106	45	41	13	4	3	—	—	—	—	—	—	—										
4481	Clothing stores .....	607	1 966	7 611	59	25	17	10	4	3	—	—	—	—	—	—	—										
44812	Women's clothing stores .....	117	598	1 760	20	8	9	3	—	—	—	—	—	—	—	—	—										
448120	Women's clothing stores .....	117	598	1 760	20	8	9	3	—	—	—	—	—	—	—	—	—										
44814	Family clothing stores .....	394	1 042	4 409	22	6	5	5	3	3	—	—	—	—	—	—	—										
448140	Family clothing stores .....	394	1 042	4 409	22	6	5	5	3	3	—	—	—	—	—	—	—										
4482	Shoe stores .....	120	496	2 058	21	6	13	2	—	—	—	—	—	—	—	—	—										
44821	Shoe stores .....	120	496	2 058	21	6	13	2	—	—	—	—	—	—	—	—	—										
448210	Shoe stores .....	120	496	2 058	21	6	13	2	—	—	—	—	—	—	—	—	—										
4483	Jewelry, luggage & leather goods stores .....	106	623	2 712	26	14	11	1	—	—	—	—	—	—	—	—	—										
44831	Jewelry stores .....	(C)	(D)	(D)	25	13	11	1	—	—	—	—	—	—	—	—	—										
451	Sporting goods, hobby, book & music stores .....	483	1 568	6 674	47	19	17	2	8	1	—	—	—	—	—	—	—										
4511	Sporting goods, hobby, musical instrument stores .....	328	1 171	5 050	36	15	13	2	6	—	—	—	—	—	—	—	—										
45111	Sporting goods stores .....	175	631	2 799	27	14	10	—	3	—	—	—	—	—	—	—	—										
451110	Sporting goods stores .....	175	631	2 799	27	14	10	—	3	—	—	—	—	—	—	—	—										
45112	Hobby, toy & game stores .....	105	304	1 343	4	1	—	—	3	—	—	—	—	—	—	—	—										
451120	Hobby, toy & game stores .....	105	304	1 343	4	1	—	—	3	—	—	—	—	—	—	—	—										
4512	Book, periodical & music stores .....	155	397	1 624	11	4	4	—	2	1	—	—	—	—	—	—	—										
45121	Book stores & news dealers .....	(C)	(D)	(D)	8	4	1	—	2	1	—	—	—	—	—	—	—										
452	General merchandise stores .....	1 264	5 802	22 215	21	4	8	—	1	1	7	—	—	—	—	—	—										
4521	Department stores .....	1 052	5 078	19 152	7	—	—	—	—	1	6	—	—	—	—	—	—										
45211	Department stores .....	1 052	5 078	19 152	7	—	—	—	—	1	6	—	—	—	—	—	—										
452111	Department Stores (except Discount Department Stores) .....	606	2 919	10 238	4	—	—	—	—	—	4	—	—	—	—	—	—										
452112	Discount Department Stores .....	446	2 159	8 914	3	—	—	—	—	1	2	—	—	—	—	—	—										
4529	Other general merchandise stores .....	212	724	3 063	14	4	8	—	1	—	1	—	—	—	—	—	—										
45291	Warehouse clubs & superstores .....	(C)	(D)	(D)	1	—	—	—	—	1	—	—	—	—	—	—	—										
453	Miscellaneous store retailers .....	507	2 142	8 310	90	53	23	11	2	1	—	—	—	—	—	—	—										
4532	Office supplies, stationery & gift stores .....	225	983	3 744	27	10	9	6	2	—	—	—	—	—	—	—	—										
45321	Office supplies & stationery stores .....	101	690	2 598	7	—	3	3	1	—	—	—	—	—	—	—	—										
453210	Office supplies & stationery stores .....	101	690	2 598	7	—	3	3	1	—	—	—	—	—	—	—	—										
45322	Gift, novelty & souvenir stores .....	124	293	1 146	20	10	6	3	1	—	—	—	—	—	—	—	—										
453220	Gift, novelty & souvenir stores .....	124	293	1 146	20	10	6	3	1	—	—	—	—	—	—	—	—										
4539	Other miscellaneous store retailers .....	162	728	2 978	34	25	6	2	—	1	—	—	—	—	—	—	—										
454	Nonstore retailers .....	129	829	3 552	35	26	4	5	—	—	—	—	—	—	—	—	—										
<b>48-49 Transportation &amp; warehousing .....</b>														<b>1 119</b>	<b>9 804</b>	<b>41 536</b>	<b>86</b>	<b>56</b>	<b>15</b>	<b>6</b>	<b>5</b>	<b>3</b>	—	—	—	<b>1</b>	—
484	Truck transportation .....	721	6 567	28 472	28	21	2	2	1	1	—	—	—	—	—	—	—										
4842	Specialized freight trucking .....	(F)	(D)	(D)	16	12	1	1	1	—	—	—	—	—	—	—	—										
48423	Specialized freight (exc used) trucking, LDist .....	(F)	(D)	(D)	3	2	—	—	—	—	—	—	—	—	—	—	—										
488	Transportation support activities .....	200	1 723	7 247	27	17	5	1	3	1	—	—	—	—	—	—	—										
<b>51 Information .....</b>														<b>1 104</b>	<b>9 324</b>	<b>39 992</b>	<b>65</b>	<b>35</b>	<b>11</b>	<b>7</b>	<b>8</b>	<b>2</b>	<b>1</b>	<b>1</b>	—	—	
511	Publishing industries .....	584	4 427	19 626	16	7	3	3	1	—	1	1	—	—	—	—	—										
5111	Newspaper, periodical, book, database publishers .....	(F)	(D)	(D)	14	6	2	3	1	—	1	1	—	—	—	—	—										
51111	Newspaper publishers .....	510	3 707	16 050	3	—	—	—	1	—	1	1	—	—	—	—	—										
511110	Newspaper publishers .....	510	3 707	16 050	3	—	—	—	1	—	1	1	—	—	—	—	—										
517	Telecommunications .....	337	3 545	14 816	28	14	5	3	5	1	—	—	—	—	—	—	—										
5171	Wired Telecommunications Carriers .....	122	1 629	6 433	11	6	1	1	3	—	—	—	—	—	—	—	—										
51711	Wired Telecommunications Carriers .....	122	1 629	6 433	11	6	1	1	3	—	—	—	—	—	—	—	—										
517110	Wired Telecommunications Carriers .....	122	1 629	6 433	11	6	1	1	3	—	—	—	—	—	—	—	—										
5175	Cable and Other Program Distribution .....	153	1 410	6 141	6	2	1	—	2	1	—	—	—	—	—	—	—										
51751	Cable and Other Program Distribution .....	153	1 410	6 141	6	2	1	—	2	1	—	—	—	—	—	—	—										
517510	Cable and Other Program Distribution .....	153	1 410	6 141	6	2	1	—	2	1	—	—	—	—	—	—	—										
<b>52 Finance &amp; insurance .....</b>														<b>1 885</b>	<b>22 486</b>	<b>89 728</b>	<b>282</b>	<b>171</b>	<b>63</b>	<b>27</b>	<b>16</b>	<b>4</b>	<b>1</b>	—	—	—	
522	Credit intermediation & related activities .....	1 076	10 020	39 398	106	40	38	18	6	3	1	—	—	—	—	—	—										
5221	Depository credit intermediation .....	875	8 595	33 372	65	10	28	18	6	2	1	—	—	—	—	—	—										
52211	Commercial banking .....	728	6 999	26 952	47	7	21	10	6	2	1	—	—	—	—	—	—										
522110	Commercial banking .....	728	6 999	26 952	47	7	21	10	6	2	1	—	—	—	—	—	—										
52212	Savings institutions .....	(C)	(D)	(D)	16	2	6	8	—	—	—	—	—	—	—	—	—										
5222	Nondepository credit intermediation .....	139	853	3 276	25	20	4	—	—	1	—	—	—	—	—	—	—										
52229	Other nondepository credit intermediation .....	(C)	(D)	(D)	24	20	3	—	—	1	—	—	—	—	—	—	—										
523	Security, commodity contracts & like activity .....	393	8 269	32 261	63	46	6	4	6	1	—	—	—	—	—	—	—										
5231	Scrtcy & comdty contracts intermed & brokerage .....	279	6 326	25 472	33	20	3	4	6	—	—	—	—	—	—	—	—										
52312	Securities brokerage .....	213	4 748	18 494	28	20	1	2	5	—	—	—	—	—	—	—	—										
523120	Securities brokerage .....	213	4 748	18 494	28	20	1	2	5	—	—	—	—	—	—	—	—										
5239	Other financial investment activities .....	114	1 943	6 789	30	26	3	—	—	1	—	—	—	—	—	—	—										

See footnotes at end of table.

**Table 6. Counties—Employees, Payroll, and Establishments by Industry: 2003—Con.**

[Excludes most government employees, railroad employees, and self-employed persons. Size class 1 to 4 includes establishments with payroll, but no employees, during mid-March pay period. (D) denotes figures withheld to avoid disclosing data for individual companies; the data are included in broader industry totals. Detailed industries with 100 or more employees are shown if industry was not a (D). For explanation of terms, abbreviations, and data reliability/comparability, see introductory text]

NAICS code	Industry	Number of employees for week including March 12	Payroll (\$1,000)		Total number of establishments	Number of establishments by employment-size class									
			First quarter	Annual		1 to 4	5 to 9	10 to 19	20 to 49	50 to 99	100 to 249	250 to 499	500 to 999	1,000 or more	
<b>52</b>	<b>MARTIN—Con.</b>														
	<b>Finance &amp; insurance—Con.</b>														
524	Insurance carriers & related activities .....	416	4 197	17 999	110	82	19	5	4	—	—	—	—	—	—
5242	Agencies & other insurance related activities ...	347	3 378	15 330	93	69	18	3	3	—	—	—	—	—	—
52421	Insurance agencies & brokerages .....	304	3 051	14 046	85	62	18	3	2	—	—	—	—	—	—
524210	Insurance agencies & brokerages .....	304	3 051	14 046	85	62	18	3	2	—	—	—	—	—	—
<b>53</b>	<b>Real estate &amp; rental &amp; leasing .....</b>	<b>1 810</b>	<b>13 345</b>	<b>56 084</b>	<b>268</b>	<b>204</b>	<b>39</b>	<b>16</b>	<b>4</b>	<b>3</b>	<b>1</b>	—	<b>1</b>	—	—
531	Real estate .....	983	6 081	29 292	234	187	29	13	2	2	1	—	—	—	—
5311	Lessors of real estate .....	524	2 780	11 832	90	69	15	2	2	1	1	—	—	—	—
53111	Lessors of residential buildings & dwellings ...	236	1 071	4 820	21	18	2	—	—	—	1	—	—	—	—
531110	Lessors of residential buildings & dwellings ...	236	1 071	4 820	21	18	2	—	—	—	1	—	—	—	—
53112	Lessors of nonres bldg (exc miniwarehouses) .....	148	992	3 887	37	25	10	—	2	—	—	—	—	—	—
531120	Lessors of nonres bldg (exc miniwarehouses) .....	148	992	3 887	37	25	10	—	2	—	—	—	—	—	—
5312	Offices of real estate agents & brokers .....	231	1 531	7 551	91	75	10	6	—	—	—	—	—	—	—
53121	Offices of real estate agents & brokers .....	231	1 531	7 551	91	75	10	6	—	—	—	—	—	—	—
531210	Offices of real estate agents & brokers .....	231	1 531	7 551	91	75	10	6	—	—	—	—	—	—	—
5313	Activities related to real estate .....	228	1 770	9 909	53	43	4	5	—	1	—	—	—	—	—
53131	Real estate property managers .....	173	1 415	6 298	31	24	2	4	—	1	—	—	—	—	—
531312	Nonresidential property managers .....	101	1 016	4 605	14	13	—	—	—	1	—	—	—	—	—
532	Rental & leasing services .....	827	7 264	26 792	34	17	10	3	2	1	—	—	—	1	—
5322	Consumer goods rental .....	196	1 144	4 112	16	6	5	2	2	1	—	—	—	—	—
53229	Other consumer goods rental .....	118	870	2 969	5	1	1	1	1	1	—	—	—	—	—
5324	Commercial, industrial equip rental & leasing ...	(F)	(D)	(D)	11	7	2	1	—	—	—	—	—	1	—
53249	Oth commercial, industrial equip rental, lease .....	(F)	(D)	(D)	5	2	1	1	—	—	—	—	—	1	—
<b>54</b>	<b>Professional, scientific &amp; technical services .....</b>	<b>3 116</b>	<b>27 089</b>	<b>130 574</b>	<b>574</b>	<b>440</b>	<b>67</b>	<b>33</b>	<b>21</b>	<b>9</b>	<b>4</b>	—	—	—	—
541	Professional, scientific & technical services .....	3 116	27 089	130 574	574	440	67	33	21	9	4	—	—	—	—
5411	Legal services .....	651	6 705	37 232	125	93	15	10	6	—	1	—	—	—	—
54111	Offices of lawyers .....	(F)	(D)	(D)	122	90	15	10	6	—	1	—	—	—	—
5412	Accounting, tax prep, bookkeep, payroll services .....	432	3 220	13 474	79	65	7	2	1	4	—	—	—	—	—
54121	Accounting, tax prep, bookkeep, payroll services .....	432	3 220	13 474	79	65	7	2	1	4	—	—	—	—	—
541211	Offices of certified public accountants .....	183	1 847	7 897	43	34	6	1	1	1	—	—	—	—	—
541219	Other accounting services .....	164	1 254	5 144	32	28	1	1	—	2	—	—	—	—	—
5413	Architectural, engineering & related services ...	888	8 434	36 790	93	63	13	6	6	3	2	—	—	—	—
54132	Landscape architectural services .....	183	1 311	4 195	12	7	1	1	2	1	—	—	—	—	—
541320	Landscape architectural services .....	183	1 311	4 195	12	7	1	1	2	1	—	—	—	—	—
54133	Engineering services .....	566	5 834	26 722	44	28	6	3	3	2	2	—	—	—	—
541330	Engineering services .....	566	5 834	26 722	44	28	6	3	3	2	2	—	—	—	—
5414	Specialized design services .....	110	809	3 434	29	22	5	1	—	—	—	—	—	—	—
5415	Computer systems design & related services ...	168	1 152	6 205	36	29	4	1	1	1	—	—	—	—	—
54151	Computer systems design & related services ...	168	1 152	6 205	36	29	4	1	1	1	—	—	—	—	—
5416	Management, sci & tech consulting services ....	320	2 456	16 540	124	110	7	5	1	1	—	—	—	—	—
54161	Management consulting services .....	228	1 834	13 687	101	92	6	2	—	1	—	—	—	—	—
541611	Admin & gen management consulting services .....	163	1 288	11 210	59	53	3	2	—	1	—	—	—	—	—
5417	Scientific R&D services .....	149	1 660	6 437	10	7	1	1	—	—	1	—	—	—	—
54171	R&D in physical, engineering & life sciences ..	(C)	(D)	(D)	8	6	—	1	—	—	1	—	—	—	—
5418	Advertising & related services .....	103	775	3 192	26	21	3	—	2	—	—	—	—	—	—
5419	Oth professional, scientific, technical services ...	295	1 878	7 270	52	30	12	7	3	—	—	—	—	—	—
54194	Veterinary services .....	193	1 037	4 554	23	6	9	6	2	—	—	—	—	—	—
541940	Veterinary services .....	193	1 037	4 554	23	6	9	6	2	—	—	—	—	—	—
<b>55</b>	<b>Management of companies &amp; enterprises ..</b>	<b>212</b>	<b>3 414</b>	<b>14 962</b>	<b>17</b>	<b>9</b>	<b>2</b>	<b>2</b>	<b>3</b>	<b>1</b>	—	—	—	—	—
551	Management of companies & enterprises .....	212	3 414	14 962	17	9	2	2	3	1	—	—	—	—	—
5511	Management of companies & enterprises .....	212	3 414	14 962	17	9	2	2	3	1	—	—	—	—	—
55111	Management of companies & enterprises .....	212	3 414	14 962	17	9	2	2	3	1	—	—	—	—	—
551114	Corp, subsidiary & regional managing offices .....	206	3 251	12 937	13	5	2	2	3	1	—	—	—	—	—
<b>56</b>	<b>Admin, support, waste mgt, remediation services .....</b>	<b>3 766</b>	<b>22 830</b>	<b>98 193</b>	<b>302</b>	<b>188</b>	<b>45</b>	<b>32</b>	<b>24</b>	<b>8</b>	<b>4</b>	—	<b>1</b>	—	—
561	Administrative & support services .....	3 605	21 200	91 741	294	186	43	31	22	7	4	—	1	—	—
5611	Office administrative services .....	181	2 009	7 245	17	13	1	1	1	—	1	—	—	—	—
56111	Office administrative services .....	181	2 009	7 245	17	13	1	1	1	—	1	—	—	—	—
561110	Office administrative services .....	181	2 009	7 245	17	13	1	1	1	—	1	—	—	—	—
5613	Employment services .....	1 576	9 869	44 307	15	4	2	—	2	4	2	—	1	—	—
56132	Temporary help services .....	(F)	(D)	(D)	11	2	1	—	2	4	2	—	—	—	—
56133	Employee leasing services .....	(F)	(D)	(D)	2	—	1	—	—	—	—	—	1	—	—
5614	Business support services .....	110	546	2 333	25	16	5	3	1	—	—	—	—	—	—
5615	Travel arrangement & reservation services .....	129	571	2 233	16	8	4	3	1	—	—	—	—	—	—
5616	Investigation & security services .....	159	1 354	6 436	15	8	5	1	—	—	1	—	—	—	—
56161	Investigation, guard & armored car services ...	140	1 215	5 815	8	3	3	1	—	—	1	—	—	—	—

See footnotes at end of table.

**Table 6. Counties—Employees, Payroll, and Establishments by Industry: 2003—Con.**

[Excludes most government employees, railroad employees, and self-employed persons. Size class 1 to 4 includes establishments with payroll, but no employees, during mid-March pay period. (D) denotes figures withheld to avoid disclosing data for individual companies; the data are included in broader industry totals. Detailed industries with 100 or more employees are shown if industry was not a (D). For explanation of terms, abbreviations, and data reliability/comparability, see introductory text]

NAICS code	Industry	Number of employees for week including March 12	Payroll (\$1,000)		Total number of establishments	Number of establishments by employment-size class									
			First quarter	Annual		1 to 4	5 to 9	10 to 19	20 to 49	50 to 99	100 to 249	250 to 499	500 to 999	1,000 or more	
<b>MARTIN—Con.</b>															
<b>56</b>	<b>Admin, support, waste mgmt, remediation services—Con.</b>														
561	Administrative & support services—Con.														
5617	Services to buildings & dwellings	1 313	6 300	26 750	194	129	24	22	17	2	—	—	—	—	
56171	Exterminating & pest control services	137	841	3 472	20	12	4	1	3	—	—	—	—	—	
561710	Exterminating & pest control services	137	841	3 472	20	12	4	1	3	—	—	—	—	—	
56172	Janitorial services	195	536	1 951	35	25	3	5	2	—	—	—	—	—	
561720	Janitorial services	195	536	1 951	35	25	3	5	2	—	—	—	—	—	
56173	Landscaping services	865	4 344	19 046	107	65	16	13	11	2	—	—	—	—	
561730	Landscaping services	865	4 344	19 046	107	65	16	13	11	2	—	—	—	—	
56179	Other services to buildings & dwellings	107	524	2 037	27	22	1	3	1	—	—	—	—	—	
561790	Other services to buildings & dwellings	107	524	2 037	27	22	1	3	1	—	—	—	—	—	
5619	Other support services	137	551	2 437	12	8	2	1	—	1	—	—	—	—	
56199	All other support services	(C)	(D)	(D)	10	6	2	1	—	1	—	—	—	—	
562	Waste management & remediation services	161	1 630	6 452	8	2	2	1	2	1	—	—	—	—	
5621	Waste collection	120	1 284	4 987	4	—	2	—	1	1	—	—	—	—	
56211	Waste collection	120	1 284	4 987	4	—	2	—	1	1	—	—	—	—	
562111	Solid waste collection	120	1 284	4 987	4	—	2	—	1	1	—	—	—	—	
<b>61</b>	<b>Educational services</b>	<b>316</b>	<b>1 621</b>	<b>7 891</b>	<b>32</b>	<b>19</b>	<b>5</b>	<b>2</b>	<b>4</b>	<b>2</b>	—	—	—	—	
611	Educational services	316	1 621	7 891	32	19	5	2	4	2	—	—	—	—	
6111	Elementary & secondary schools	145	912	4 044	4	—	—	1	1	2	—	—	—	—	
61111	Elementary & secondary schools	145	912	4 044	4	—	—	1	1	2	—	—	—	—	
611110	Elementary & secondary schools	145	912	4 044	4	—	—	1	1	2	—	—	—	—	
<b>62</b>	<b>Health care and social assistance</b>	<b>7 207</b>	<b>62 429</b>	<b>252 778</b>	<b>433</b>	<b>221</b>	<b>94</b>	<b>60</b>	<b>34</b>	<b>10</b>	<b>11</b>	<b>2</b>	—	<b>1</b>	
621	Ambulatory health care services	3 088	32 789	138 926	359	199	82	46	26	4	1	1	—	—	
6211	Offices of physicians	1 140	16 981	72 667	144	72	38	22	11	1	—	—	—	—	
62111	Offices of physicians	1 140	16 981	72 667	144	72	38	22	11	1	—	—	—	—	
621111	Offices of physicians (exc mental health)	1 103	16 514	70 728	136	65	38	22	10	1	—	—	—	—	
6212	Offices of dentists	398	3 319	16 875	71	31	29	10	1	—	—	—	—	—	
62121	Offices of dentists	398	3 319	16 875	71	31	29	10	1	—	—	—	—	—	
621210	Offices of dentists	398	3 319	16 875	71	31	29	10	1	—	—	—	—	—	
6213	Offices of other health practitioners	339	2 461	10 489	88	70	11	4	3	—	—	—	—	—	
6214	Outpatient care centers	294	2 693	10 986	18	7	1	3	7	—	—	—	—	—	
62149	Other outpatient care centers	247	2 398	9 699	14	5	1	2	6	—	—	—	—	—	
621493	Freestanding ambulatory surgery, emergency ctr	105	998	4 807	7	2	1	1	3	—	—	—	—	—	
6215	Medical & diagnostic laboratories	131	1 676	6 761	16	8	2	4	2	—	—	—	—	—	
62151	Medical & diagnostic laboratories	131	1 676	6 761	16	8	2	4	2	—	—	—	—	—	
621512	Diagnostic Imaging centers	106	1 480	5 995	11	5	1	3	2	—	—	—	—	—	
6216	Home health care services	712	5 268	19 610	17	8	1	2	2	2	1	1	—	—	
62161	Home health care services	712	5 268	19 610	17	8	1	2	2	2	1	1	—	—	
621610	Home health care services	712	5 268	19 610	17	8	1	2	2	2	1	1	—	—	
622	Hospitals	(G)	(D)	(D)	2	—	—	—	—	—	—	1	—	1	
6221	General medical & surgical hospitals	(G)	(D)	(D)	2	—	—	—	—	—	—	1	—	1	
62211	General medical & surgical hospitals	(G)	(D)	(D)	2	—	—	—	—	—	—	1	—	1	
623	Nursing & residential care facilities	1 563	7 847	35 170	24	3	4	4	2	3	8	—	—	—	
6231	Nursing care facilities	1 035	5 407	25 067	9	—	1	1	—	1	6	—	—	—	
62311	Nursing care facilities	1 035	5 407	25 067	9	—	1	1	—	1	6	—	—	—	
623110	Nursing care facilities	1 035	5 407	25 067	9	—	1	1	—	1	6	—	—	—	
6232	Residential mental retardation, health facil	260	1 270	5 051	4	—	—	2	—	1	1	—	—	—	
62322	Residential mental health, subst abuse facil	(C)	(D)	(D)	3	—	—	2	—	—	1	—	—	—	
6233	Community care facilities for the elderly	135	574	2 427	7	3	1	—	2	1	—	—	—	—	
62331	Community care facilities for the elderly	135	574	2 427	7	3	1	—	2	1	—	—	—	—	
6239	Other residential care facilities	133	596	2 625	4	—	2	1	—	—	1	—	—	—	
62399	Other residential care facilities	133	596	2 625	4	—	2	1	—	—	1	—	—	—	
623990	Other residential care facilities	133	596	2 625	4	—	2	1	—	—	1	—	—	—	
624	Social assistance	(F)	(D)	(D)	48	19	8	10	6	3	2	—	—	—	
6241	Individual & family services	340	1 420	5 574	16	10	2	1	—	1	2	—	—	—	
62411	Child & youth services	(C)	(D)	(D)	5	2	—	1	—	1	1	—	—	—	
62412	Services for elderly & disabled persons	(C)	(D)	(D)	3	1	1	—	—	—	1	—	—	—	
6243	Vocational rehabilitation services	(C)	(D)	(D)	3	1	—	—	—	2	—	—	—	—	
62431	Vocational rehabilitation services	(C)	(D)	(D)	3	1	—	—	—	2	—	—	—	—	
6244	Child day care services	304	875	3 509	23	4	5	8	6	—	—	—	—	—	
62441	Child day care services	304	875	3 509	23	4	5	8	6	—	—	—	—	—	
624410	Child day care services	304	875	3 509	23	4	5	8	6	—	—	—	—	—	
<b>71</b>	<b>Arts, entertainment &amp; recreation</b>	<b>2 055</b>	<b>10 345</b>	<b>36 927</b>	<b>99</b>	<b>48</b>	<b>10</b>	<b>13</b>	<b>15</b>	<b>9</b>	<b>3</b>	<b>1</b>	—	—	
711	Performing arts, spectator sports & related industries	218	981	4 482	23	13	3	4	2	1	—	—	—	—	
7112	Spectator sports	133	762	3 435	11	4	2	3	2	—	—	—	—	—	
71121	Spectator sports	133	762	3 435	11	4	2	3	2	—	—	—	—	—	
711219	Other spectator sports	133	762	3 435	11	4	2	3	2	—	—	—	—	—	
713	Amusement, gambling & recreation industries	1 814	9 206	31 911	73	34	7	7	13	8	3	1	—	—	
7139	Other amusement & recreation industries	(G)	(D)	(D)	72	34	7	7	12	8	3	1	—	—	
71391	Golf courses & country clubs	1 234	6 543	22 592	22	2	—	1	8	8	3	—	—	—	
713910	Golf courses & country clubs	1 234	6 543	22 592	22	2	—	1	8	8	3	—	—	—	
71394	Fitness & recreational sports centers	382	1 889	6 192	23	17	1	1	3	—	—	1	—	—	
713940	Fitness & recreational sports centers	382	1 889	6 192	23	17	1	1	3	—	—	1	—	—	

See footnotes at end of table.



**Table 6. Counties—Employees, Payroll, and Establishments by Industry: 2003—Con.**

[Excludes most government employees, railroad employees, and self-employed persons. Size class 1 to 4 includes establishments with payroll, but no employees, during mid-March pay period. (D) denotes figures withheld to avoid disclosing data for individual companies; the data are included in broader industry totals. Detailed industries with 100 or more employees are shown if industry was not a (D). For explanation of terms, abbreviations, and data reliability/comparability, see introductory text]

NAICS code	Industry	Number of employees for week including March 12	Payroll (\$1,000)		Total number of establishments	Number of establishments by employment-size class								
			First quarter	Annual		1 to 4	5 to 9	10 to 19	20 to 49	50 to 99	100 to 249	250 to 499	500 to 999	1,000 or more
<b>MARTIN—Con.</b>														
<b>72</b>	<b>Accommodation &amp; food services</b> .....	<b>5 550</b>	<b>16 238</b>	<b>63 023</b>	<b>285</b>	<b>108</b>	<b>45</b>	<b>45</b>	<b>58</b>	<b>22</b>	<b>6</b>	<b>1</b>	—	—
721	Accommodation .....	701	2 755	10 850	24	11	6	1	2	2	1	1	—	—
7211	Traveler accommodation .....	(F)	(D)	(D)	22	10	5	1	2	2	1	1	—	—
72111	Hotels (exc casino hotels) & motels .....	687	2 687	10 529	21	10	4	1	2	2	1	1	—	—
721110	Hotels (exc casino hotels) & motels .....	687	2 687	10 529	21	10	4	1	2	2	1	1	—	—
722	Food services & drinking places .....	4 849	13 483	52 173	261	97	39	44	56	20	5	—	—	—
7221	Full-service restaurants .....	3 373	10 129	38 359	141	48	18	22	29	19	5	—	—	—
72211	Full-service restaurants .....	3 373	10 129	38 359	141	48	18	22	29	19	5	—	—	—
722110	Full-service restaurants .....	3 373	10 129	38 359	141	48	18	22	29	19	5	—	—	—
7222	Limited-service eating places .....	1 347	2 919	12 153	97	34	17	19	26	1	—	—	—	—
72221	Limited-service eating places .....	1 347	2 919	12 153	97	34	17	19	26	1	—	—	—	—
722211	Limited-service restaurants .....	1 165	2 459	10 432	76	26	8	17	24	1	—	—	—	—
722213	Snack & nonalcoholic beverage bars .....	139	323	1 308	18	7	8	2	1	—	—	—	—	—
7224	Drinking places (alcoholic beverages) .....	102	348	1 263	14	8	3	2	1	—	—	—	—	—
72241	Drinking places (alcoholic beverages) .....	102	348	1 263	14	8	3	2	1	—	—	—	—	—
722410	Drinking places (alcoholic beverages) .....	102	348	1 263	14	8	3	2	1	—	—	—	—	—
<b>81</b>	<b>Other services (except public administration)</b> .....	<b>2 583</b>	<b>11 773</b>	<b>48 449</b>	<b>422</b>	<b>285</b>	<b>78</b>	<b>31</b>	<b>23</b>	<b>3</b>	<b>2</b>	—	—	—
811	Repair & maintenance .....	668	2 879	12 174	145	111	23	6	4	—	1	—	—	—
8111	Automotive repair & maintenance .....	507	1 935	8 050	88	61	19	4	3	—	1	—	—	—
81111	Automotive mechanical & electrical R&M .....	175	1 069	4 446	60	44	16	—	—	—	—	—	—	—
811111	General automotive repair .....	135	841	3 390	50	38	—	—	—	—	—	—	—	—
81112	Automotive body, paint, interior & glass repair .....	109	541	2 262	17	11	2	2	2	—	—	—	—	—
81119	Other automotive R&M .....	223	325	1 342	11	6	1	2	1	—	1	—	—	—
8114	Personal & household goods R&M .....	123	734	3 145	41	35	3	2	1	—	—	—	—	—
812	Personal & laundry services .....	642	2 804	10 896	123	77	27	15	4	—	—	—	—	—
8121	Personal care services .....	404	1 901	7 198	84	53	20	9	2	—	—	—	—	—
81211	Hair, nail & skin care services .....	383	1 824	6 951	72	43	18	9	2	—	—	—	—	—
812112	Beauty salons .....	376	1 806	6 843	64	35	18	9	2	—	—	—	—	—
8123	Drycleaning & laundry services .....	104	370	1 525	11	5	3	2	1	—	—	—	—	—
813	Religious, grantmaking, civic, prof & like organizations .....	1 273	6 090	25 379	154	97	28	10	15	3	1	—	—	—
8131	Religious organizations .....	614	2 277	9 500	62	32	13	4	11	2	—	—	—	—
81311	Religious organizations .....	614	2 277	9 500	62	32	13	4	11	2	—	—	—	—
813110	Religious organizations .....	614	2 277	9 500	62	32	13	4	11	2	—	—	—	—
8139	Business, labor, political, like organizations .....	519	3 137	13 325	63	45	9	5	2	1	1	—	—	—
81399	Oth similar organizations (exc business, prof, labor, pol) .....	488	2 980	12 691	49	33	7	5	2	1	1	—	—	—
813990	Oth similar organizations (exc business, prof, labor, pol) .....	488	2 980	12 691	49	33	7	5	2	1	1	—	—	—
<b>99</b>	<b>Unclassified establishments</b> .....	<b>25</b>	<b>96</b>	<b>241</b>	<b>14</b>	<b>12</b>	<b>1</b>	<b>1</b>	—	—	—	—	—	—
<b>MIAMI-DADE</b>														
	<b>Total</b> .....	<b>829 774</b>	<b>6 838 607</b>	<b>27 763 891</b>	<b>70 687</b>	<b>45 684</b>	<b>11 408</b>	<b>6 564</b>	<b>4 350</b>	<b>1 437</b>	<b>894</b>	<b>237</b>	<b>69</b>	<b>44</b>
<b>11</b>	<b>Forestry, fishing, hunting, and agriculture support</b> .....	<b>(F)</b>	<b>(D)</b>	<b>(D)</b>	<b>45</b>	<b>30</b>	<b>5</b>	<b>5</b>	<b>1</b>	<b>2</b>	<b>2</b>	—	—	—
113	Forestry and logging .....	(C)	(D)	(D)	3	2	—	—	—	—	1	—	—	—
1131	Timber tract operations .....	(C)	(D)	(D)	1	—	—	—	—	—	1	—	—	—
11311	Timber tract operations .....	(C)	(D)	(D)	1	—	—	—	—	—	1	—	—	—
115	Agriculture & forestry support activities .....	(E)	(D)	(D)	34	20	5	5	1	2	1	—	—	—
1151	Crop production support activities .....	(E)	(D)	(D)	18	8	2	4	1	2	1	—	—	—
11511	Crop production support activities .....	(E)	(D)	(D)	18	8	2	4	1	2	1	—	—	—
115114	Postharvest crop activities (exc ginning) .....	323	1 592	6 301	5	—	—	2	—	2	1	—	—	—
<b>21</b>	<b>Mining</b> .....	<b>689</b>	<b>8 910</b>	<b>37 459</b>	<b>22</b>	<b>10</b>	<b>2</b>	<b>3</b>	<b>2</b>	<b>3</b>	<b>2</b>	—	—	—
212	Mining (except oil & gas) .....	672	8 647	36 451	15	4	1	3	2	3	2	—	—	—
2123	Nonmetallic mineral mining & quarrying .....	(F)	(D)	(D)	13	2	1	3	2	3	2	—	—	—
21231	Stone mining & quarrying .....	(F)	(D)	(D)	13	2	1	3	2	3	2	—	—	—
212312	Crushed & broken limestone mining & quarrying .....	638	8 155	34 356	9	—	1	1	2	3	2	—	—	—
<b>22</b>	<b>Utilities</b> .....	<b>(I)</b>	<b>(D)</b>	<b>(D)</b>	<b>25</b>	<b>13</b>	<b>2</b>	<b>4</b>	—	<b>1</b>	<b>2</b>	—	<b>1</b>	<b>2</b>
221	Utilities .....	(I)	(D)	(D)	25	13	2	4	—	1	2	—	1	2
2211	Elec pwr generation, transmsn & distribution .....	(H)	(D)	(D)	8	3	—	2	—	—	—	—	1	2
22111	Electric power generation .....	(F)	(D)	(D)	3	—	—	2	—	—	—	—	—	—
22112	Electric pwr transmsn, control & distribution .....	(H)	(D)	(D)	5	3	—	—	—	—	—	—	—	2
2212	Natural gas distribution .....	394	3 443	13 045	8	3	1	1	—	1	2	—	—	—
22121	Natural gas distribution .....	394	3 443	13 045	8	3	1	1	—	1	2	—	—	—
221210	Natural gas distribution .....	394	3 443	13 045	8	3	1	1	—	1	2	—	—	—

See footnotes at end of table.

**Table 6. Counties—Employees, Payroll, and Establishments by Industry: 2003—Con.**

[Excludes most government employees, railroad employees, and self-employed persons. Size class 1 to 4 includes establishments with payroll, but no employees, during mid-March pay period. (D) denotes figures withheld to avoid disclosing data for individual companies; the data are included in broader industry totals. Detailed industries with 100 or more employees are shown if industry was not a (D). For explanation of terms, abbreviations, and data reliability/comparability, see introductory text]

NAICS code	Industry	Number of employees for week including March 12	Payroll (\$1,000)		Total number of establishments	Number of establishments by employment-size class									
			First quarter	Annual		1 to 4	5 to 9	10 to 19	20 to 49	50 to 99	100 to 249	250 to 499	500 to 999	1,000 or more	
<b>MIAMI-DADE—Con.</b>															
<b>23</b>	<b>Construction</b>	<b>34 066</b>	<b>265 583</b>	<b>1 170 261</b>	<b>4 114</b>	<b>2 791</b>	<b>587</b>	<b>390</b>	<b>218</b>	<b>75</b>	<b>48</b>	<b>4</b>	<b>1</b>	—	
236	Construction of Buildings	8 753	82 537	370 503	1 162	808	169	99	56	15	13	2	—	—	
2361	Residential Building Construction	5 355	49 175	224 825	867	648	114	61	25	9	9	1	—	—	
23611	Residential Building Construction	5 355	49 175	224 825	867	648	114	61	25	9	9	1	—	—	
236115	New Single-Family Housing Construction (except Operative Builders)	2 233	14 595	66 933	524	386	82	39	11	5	1	—	—	—	
236116	New Multifamily Housing Construction (except Operative Builders)	1 277	12 337	51 528	55	29	5	7	8	1	4	1	—	—	
236117	New Housing Operative Builders	1 192	18 852	91 677	61	36	9	8	2	2	4	—	—	—	
236118	Residential Remodelers	653	3 391	14 687	227	197	18	7	4	1	—	—	—	—	
2362	Nonresidential Building Construction	3 398	33 362	145 678	295	160	55	38	31	6	4	1	—	—	
23621	Industrial Building Construction (C)	(D)	(D)	(D)	5	3	—	1	—	—	1	—	—	—	
23622	Commercial and Institutional Building Construction (H)	(D)	(D)	(D)	290	157	55	37	31	6	3	1	—	—	
237	Heavy and Civil Engineering Construction	5 028	44 653	200 797	314	188	42	35	24	16	7	1	1	—	
2371	Utility System Construction	1 047	9 151	43 281	76	35	11	13	11	5	1	—	—	—	
23711	Water and Sewer Line and Related Structures Construction	665	5 380	25 935	49	22	9	6	8	4	—	—	—	—	
237110	Water and Sewer Line and Related Structures Construction	665	5 380	25 935	49	22	9	6	8	4	—	—	—	—	
23713	Power and Communication Line and Related Structures Construction	382	3 771	17 346	27	13	2	7	3	1	1	—	—	—	
237130	Power and Communication Line and Related Structures Construction	382	3 771	17 346	27	13	2	7	3	1	1	—	—	—	
2372	Land Subdivision	740	8 169	35 521	161	128	21	10	1	—	1	—	—	—	
23721	Land Subdivision	740	8 169	35 521	161	128	21	10	1	—	1	—	—	—	
237210	Land Subdivision	740	8 169	35 521	161	128	21	10	1	—	1	—	—	—	
2373	Highway, Street, and Bridge Construction	2 876	24 446	108 677	53	13	6	9	9	9	5	1	1	—	
23731	Highway, Street, and Bridge Construction	2 876	24 446	108 677	53	13	6	9	9	9	5	1	1	—	
237310	Highway, Street, and Bridge Construction	2 876	24 446	108 677	53	13	6	9	9	9	5	1	1	—	
2379	Other Heavy and Civil Engineering Construction	365	2 887	13 318	24	12	4	3	3	2	—	—	—	—	
23799	Other Heavy and Civil Engineering Construction	365	2 887	13 318	24	12	4	3	3	2	—	—	—	—	
237990	Other Heavy and Civil Engineering Construction	365	2 887	13 318	24	12	4	3	3	2	—	—	—	—	
238	Specialty Trade Contractors	20 285	138 393	598 961	2 638	1 795	376	256	138	44	28	1	—	—	
2381	Foundation, Structure, and Building Exterior Contractors	3 616	20 393	89 378	480	338	57	43	25	12	5	—	—	—	
23811	Poured Concrete Foundation and Structure Contractors	1 359	7 922	33 255	99	62	12	11	4	7	3	—	—	—	
238110	Poured Concrete Foundation and Structure Contractors	1 359	7 922	33 255	99	62	12	11	4	7	3	—	—	—	
23812	Structural Steel and Precast Concrete Contractors	342	1 975	7 200	23	11	5	3	2	1	1	—	—	—	
238120	Structural Steel and Precast Concrete Contractors	342	1 975	7 200	23	11	5	3	2	1	1	—	—	—	
23813	Framing Contractors	364	1 719	7 483	55	44	3	3	4	—	1	—	—	—	
238130	Framing Contractors	364	1 719	7 483	55	44	3	3	4	—	1	—	—	—	
23814	Masonry Contractors	358	2 167	8 848	87	71	7	4	4	1	—	—	—	—	
238140	Masonry Contractors	358	2 167	8 848	87	71	7	4	4	1	—	—	—	—	
23815	Glass and Glazing Contractors	198	1 116	8 578	47	37	4	4	2	—	—	—	—	—	
238150	Glass and Glazing Contractors	198	1 116	8 578	47	37	4	4	2	—	—	—	—	—	
23816	Roofing Contractors	700	4 154	17 866	115	77	17	12	7	2	—	—	—	—	
238160	Roofing Contractors	700	4 154	17 866	115	77	17	12	7	2	—	—	—	—	
23819	Other Foundation, Structure, and Building Exterior Contractors	244	1 135	5 264	39	26	6	4	2	1	—	—	—	—	
238190	Other Foundation, Structure, and Building Exterior Contractors	244	1 135	5 264	39	26	6	4	2	1	—	—	—	—	
2382	Building Equipment Contractors	11 023	82 463	359 348	1 056	613	189	139	76	19	19	1	—	—	
23821	Electrical Contractors	5 156	35 039	156 296	517	296	101	71	33	7	8	1	—	—	
238210	Electrical Contractors	5 156	35 039	156 296	517	296	101	71	33	7	8	1	—	—	
23822	Plumbing, Heating, and Air-Conditioning Contractors	5 328	40 760	176 989	506	297	83	65	40	12	9	—	—	—	
238220	Plumbing, Heating, and Air-Conditioning Contractors	5 328	40 760	176 989	506	297	83	65	40	12	9	—	—	—	
23829	Other Building Equipment Contractors	539	6 664	26 063	33	20	5	3	3	—	2	—	—	—	
238290	Other Building Equipment Contractors	539	6 664	26 063	33	20	5	3	3	—	2	—	—	—	
2383	Building Finishing Contractors	3 718	22 676	94 349	786	611	93	45	26	9	2	—	—	—	
23831	Drywall and Insulation Contractors	1 157	8 671	33 671	149	104	19	9	11	5	1	—	—	—	
238310	Drywall and Insulation Contractors	1 157	8 671	33 671	149	104	19	9	11	5	1	—	—	—	
23832	Painting and Wall Covering Contractors	877	4 616	18 884	259	207	32	14	4	2	—	—	—	—	
238320	Painting and Wall Covering Contractors	877	4 616	18 884	259	207	32	14	4	2	—	—	—	—	
23833	Flooring Contractors	300	1 816	8 292	70	52	10	5	2	1	—	—	—	—	
238330	Flooring Contractors	300	1 816	8 292	70	52	10	5	2	1	—	—	—	—	
23834	Tile and Terrazzo Contractors	287	1 721	7 723	106	87	13	6	—	—	—	—	—	—	
238340	Tile and Terrazzo Contractors	287	1 721	7 723	106	87	13	6	—	—	—	—	—	—	
23835	Finish Carpentry Contractors	693	3 954	17 107	171	140	16	8	6	1	—	—	—	—	
238350	Finish Carpentry Contractors	693	3 954	17 107	171	140	16	8	6	1	—	—	—	—	
23839	Other Building Finishing Contractors	404	1 898	8 672	31	21	3	3	3	—	1	—	—	—	
238390	Other Building Finishing Contractors	404	1 898	8 672	31	21	3	3	3	—	1	—	—	—	
2389	Other Specialty Trade Contractors	1 928	12 861	55 886	316	233	37	29	11	4	2	—	—	—	
23891	Site Preparation Contractors	841	6 369	27 117	115	86	11	12	2	2	2	—	—	—	
238910	Site Preparation Contractors	841	6 369	27 117	115	86	11	12	2	2	2	—	—	—	
23899	All Other Specialty Trade Contractors	1 087	6 492	28 769	201	147	26	17	9	2	—	—	—	—	
238990	All Other Specialty Trade Contractors	1 087	6 492	28 769	201	147	26	17	9	2	—	—	—	—	

See footnotes at end of table.

**Table 6. Counties—Employees, Payroll, and Establishments by Industry: 2003—Con.**

[Excludes most government employees, railroad employees, and self-employed persons. Size class 1 to 4 includes establishments with payroll, but no employees, during mid-March pay period. (D) denotes figures withheld to avoid disclosing data for individual companies; the data are included in broader industry totals. Detailed industries with 100 or more employees are shown if industry was not a (D). For explanation of terms, abbreviations, and data reliability/comparability, see introductory text]

NAICS code	Industry	Number of employees for week including March 12	Payroll (\$1,000)		Total number of establishments	Number of establishments by employment-size class								
			First quarter	Annual		1 to 4	5 to 9	10 to 19	20 to 49	50 to 99	100 to 249	250 to 499	500 to 999	1,000 or more
<b>MIAMI-DADE—Con.</b>														
<b>31-33</b>	<b>Manufacturing</b>	<b>48 920</b>	<b>380 584</b>	<b>1 550 605</b>	<b>2 499</b>	<b>1 309</b>	<b>422</b>	<b>310</b>	<b>251</b>	<b>109</b>	<b>69</b>	<b>21</b>	<b>6</b>	<b>2</b>
311	Food mfg	4 803	31 645	130 952	292	143	52	45	28	16	7	—	1	—
3114	Fruit & veg preserving & specialty food mfg	102	495	2 132	10	2	4	3	1	—	—	—	—	—
3115	Dairy product mfg	507	4 810	19 383	11	3	1	2	2	1	2	—	—	—
31151	Dairy product (exc frozen) mfg	443	4 455	17 818	6	1	—	2	—	1	2	—	—	—
311511	Fluid milk mfg	407	4 181	16 720	3	—	—	—	—	1	2	—	—	—
3116	Animal slaughtering & processing	560	3 707	15 814	26	12	3	3	5	—	—	—	—	—
31161	Animal slaughtering & processing	560	3 707	15 814	26	12	3	3	5	—	—	—	—	—
311611	Animal (except poultry) slaughtering	125	474	1 837	8	5	1	1	1	—	—	—	—	—
311612	Meat processed from carcasses	344	2 703	11 733	13	4	2	3	1	3	—	—	—	—
3117	Seafood product preparation & packaging	230	1 629	6 594	5	1	—	2	—	1	1	—	—	—
31171	Seafood product preparation & packaging	230	1 629	6 594	5	1	—	2	—	1	1	—	—	—
3118	Bakeries & tortilla mfg	2 834	16 757	68 368	206	103	43	33	17	6	3	—	1	—
31181	Bread & bakery product mfg	2 517	15 420	63 453	193	100	41	29	16	4	2	—	1	—
311811	Retail bakeries	957	2 767	11 269	136	76	32	16	11	1	—	—	—	—
311812	Commercial bakeries	1 532	12 573	51 830	53	22	8	12	5	3	2	—	1	—
31182	Cookie, cracker & pasta mfg	(E)	(D)	(D)	12	3	2	4	1	1	1	—	—	—
3119	Other food mfg	488	3 720	16 327	19	10	1	—	4	3	1	—	—	—
31192	Coffee & tea mfg	(C)	(D)	(D)	3	2	—	—	—	—	1	—	—	—
31199	All other food mfg	155	1 059	4 262	8	4	1	—	2	1	—	—	—	—
312	Beverage & tobacco product mfg	(F)	(D)	(D)	20	11	1	2	3	—	3	—	—	—
3121	Beverage mfg	(E)	(D)	(D)	9	3	—	2	2	—	2	—	—	—
31211	Soft drink & ice mfg	(E)	(D)	(D)	8	2	—	2	2	—	2	—	—	—
312111	Soft drink mfg	403	3 247	13 529	5	—	—	1	2	—	2	—	—	—
3122	Tobacco mfg	(C)	(D)	(D)	11	8	1	—	1	—	1	—	—	—
31222	Tobacco product mfg	(C)	(D)	(D)	11	8	1	—	1	—	1	—	—	—
313	Textile mills	730	4 511	18 475	43	19	13	3	3	3	2	—	—	—
3131	Fiber, yarn & thread mills	(E)	(D)	(D)	5	2	—	1	—	1	1	—	—	—
31311	Fiber, yarn & thread mills	(E)	(D)	(D)	5	2	—	1	—	1	1	—	—	—
3132	Fabric mills	288	1 880	6 762	19	6	9	1	1	1	1	—	—	—
31322	Narrow fabric mills & schiffli mach embroidery	163	1 058	3 535	5	1	2	—	1	—	1	—	—	—
313221	Narrow fabric mills	163	1 058	3 535	5	1	2	—	1	—	1	—	—	—
3133	Textile, fabric finishing, fabric coating mills	(C)	(D)	(D)	19	11	4	1	2	1	—	—	—	—
31331	Textile & fabric finishing mills	180	1 235	5 288	18	11	3	1	2	1	—	—	—	—
313311	Broadwoven fabric finishing mills	118	756	3 292	9	5	2	1	—	1	—	—	—	—
314	Textile product mills	1 560	7 078	27 356	99	52	17	13	10	5	1	1	—	—
3141	Textile furnishings mills	582	2 365	8 012	39	22	6	6	2	2	1	—	—	—
31412	Curtain & linen mills	582	2 365	8 012	39	22	6	6	2	2	1	—	—	—
314121	Curtain & drapery mills	320	1 082	3 201	22	15	3	3	—	—	1	—	—	—
314129	Other household textile product mills	262	1 283	4 811	17	7	3	3	2	2	—	—	—	—
3149	Other textile product mills	978	4 713	19 344	60	30	11	7	8	3	—	1	—	—
31491	Textile bag & canvas mills	250	1 314	5 521	22	12	3	2	4	1	—	—	—	—
31499	All other textile product mills	728	3 399	13 823	38	18	8	5	4	2	—	1	—	—
315	Apparel manufacturing	3 403	15 464	66 650	201	105	38	23	22	5	6	2	—	—
3151	Apparel knitting mills	(C)	(D)	(D)	8	1	1	2	4	—	—	—	—	—
31519	Other apparel knitting mills	(C)	(D)	(D)	8	1	1	2	4	—	—	—	—	—
3152	Cut & sew apparel mfg	2 876	12 528	53 707	167	85	33	21	17	5	4	2	—	—
31521	Cut & sew apparel contractors	999	4 015	16 571	109	58	24	14	9	3	1	—	—	—
315211	Men's, boys' cut & sew apparel contractors	183	1 116	4 492	14	4	2	5	3	—	—	—	—	—
315212	Women's, girls', infants, cut, sew apparel contr	816	2 899	12 079	95	54	22	9	6	3	1	—	—	—
31522	Men's, boys' cut & sew apparel mfg	(F)	(D)	(D)	16	10	2	1	1	—	—	1	—	—
31523	Women's, girls' cut & sew apparel mfg	808	4 694	19 404	33	14	6	5	5	1	1	1	—	—
315232	Women's, girls' cut & sew blouse mfg	592	3 645	15 220	10	4	2	1	—	1	1	1	—	—
315239	Women's, girls' cut & sew other outerwear mfg	109	565	2 188	10	4	1	2	3	—	—	—	—	—
31529	Other cut & sew apparel mfg	(E)	(D)	(D)	9	3	1	2	2	—	2	—	—	—
3159	Apparel accessories & other apparel mfg	(E)	(D)	(D)	26	19	4	—	1	—	2	—	—	—
31599	Apparel accessories & other apparel mfg	(E)	(D)	(D)	26	19	4	—	1	—	2	—	—	—
315999	Other apparel accessories & other apparel mfg	156	1 007	5 035	17	13	3	—	—	—	1	—	—	—
316	Leather & allied product mfg	(F)	(D)	(D)	22	11	2	4	3	1	—	1	—	—
3162	Footwear mfg	(C)	(D)	(D)	8	4	1	—	2	1	—	—	—	—
31621	Footwear mfg	(C)	(D)	(D)	8	4	1	—	2	1	—	—	—	—
3169	Other leather & allied product mfg	594	1 388	9 449	14	7	1	4	1	—	—	1	—	—
31699	Other leather & allied product mfg	594	1 388	9 449	14	7	1	4	1	—	—	1	—	—
321	Wood product mfg	778	4 921	22 845	54	31	4	8	5	5	1	—	—	—
3212	Veneer, plywood & engineered wood product mfg	444	2 794	13 003	11	2	—	2	2	4	1	—	—	—
32121	Veneer, plywood & engineered wood product mfg	444	2 794	13 003	11	2	—	2	2	4	1	—	—	—
321214	Truss mfg	379	2 451	11 463	8	1	—	1	2	3	1	—	—	—
3219	Other wood product mfg	334	2 127	9 842	43	29	4	6	3	1	—	—	—	—
32191	Millwork	264	1 860	8 642	29	19	2	5	2	1	—	—	—	—
321918	Other millwork (including flooring)	182	1 302	6 219	14	9	1	1	2	1	—	—	—	—
322	Paper mfg	1 017	7 825	32 255	36	12	3	6	11	2	2	—	—	—
3221	Pulp, paper & paperboard mills	(E)	(D)	(D)	2	—	1	—	—	—	1	—	—	—
32212	Paper mills	(E)	(D)	(D)	2	—	1	—	—	—	1	—	—	—
3222	Converted paper product mfg	(F)	(D)	(D)	34	12	2	6	11	2	1	—	—	—
32221	Paperboard container mfg	554	4 483	19 093	15	3	—	3	6	2	1	—	—	—
322211	Corrugated & solid fiber box mfg	371	3 346	14 550	9	2	—	3	2	1	1	—	—	—

See footnotes at end of table.

**Table 6. Counties—Employees, Payroll, and Establishments by Industry: 2003—Con.**

[Excludes most government employees, railroad employees, and self-employed persons. Size class 1 to 4 includes establishments with payroll, but no employees, during mid-March pay period. (D) denotes figures withheld to avoid disclosing data for individual companies; the data are included in broader industry totals. Detailed industries with 100 or more employees are shown if industry was not a (D). For explanation of terms, abbreviations, and data reliability/comparability, see introductory text]

NAICS code	Industry	Number of employees for week including March 12	Payroll (\$1,000)		Total number of establishments	Number of establishments by employment-size class									
			First quarter	Annual		1 to 4	5 to 9	10 to 19	20 to 49	50 to 99	100 to 249	250 to 499	500 to 999	1,000 or more	
<b>MIAMI-DADE—Con.</b>															
<b>31-33 Manufacturing—Con.</b>															
323	Printing & related support activities	4 489	35 761	133 904	357	196	71	45	25	13	5	2	—	—	
3231	Printing & related support activities	4 489	35 761	133 904	357	196	71	45	25	13	5	2	—	—	
32311	Printing	4 086	33 751	125 317	325	176	66	42	23	12	4	2	—	—	
323110	Commercial lithographic printing	1 845	16 371	65 218	114	43	29	19	14	8	—	1	—	—	
323113	Commercial screen printing	1 094	8 415	24 175	47	23	7	4	3	2	1	—	—	—	
323114	Quick printing	350	2 095	8 580	98	73	20	4	1	—	—	—	—	—	
323115	Digital printing	233	1 985	8 006	10	5	2	1	1	—	1	—	—	—	
323117	Book printing	232	2 479	10 156	7	1	2	1	—	—	1	—	—	—	
323119	Other commercial printing	203	1 497	5 843	33	21	3	8	1	—	—	—	—	—	
32312	Printing support activities	403	2 010	8 587	32	20	5	3	2	1	1	—	—	—	
323121	Tradebinding & related work	249	921	4 078	10	3	2	2	—	—	1	—	—	—	
323122	Prepress services	154	1 089	4 509	22	17	3	1	—	—	1	—	—	—	
325	Chemical mfg	3 379	47 488	181 722	92	45	12	14	8	4	4	4	1	—	
3252	Resin, syn rubber, artf & syn fibers, fil mfg	(C)	(D)	(D)	2	1	—	—	—	—	1	—	—	—	
32521	Resin & synthetic rubber mfg	(C)	(D)	(D)	2	1	—	—	—	—	1	—	—	—	
3254	Pharmaceutical & medicine mfg	1 870	25 023	102 552	20	5	1	3	3	2	2	4	—	—	
32541	Pharmaceutical & medicine mfg	1 870	25 023	102 552	20	5	1	3	3	2	2	4	—	—	
325412	Pharmaceutical preparation mfg	890	12 664	50 517	8	2	—	1	2	—	1	2	—	—	
3256	Soap, cleaners & toilet preparation mfg	1 032	17 334	61 419	39	21	5	7	3	2	—	—	1	—	
32561	Soap & cleaning compound mfg	100	647	3 072	12	1	1	2	—	—	—	—	—	—	
32562	Toilet preparation mfg	932	16 687	58 347	23	9	4	6	1	2	—	—	1	—	
325620	Toilet preparation mfg	932	16 687	58 347	23	9	4	6	1	2	—	—	1	—	
3259	Other chemical product & preparation mfg	162	1 685	6 529	12	9	1	1	—	—	1	—	—	—	
32599	All other chemical product & preparation mfg	(C)	(D)	(D)	10	8	—	1	—	—	1	—	—	—	
326	Plastics & rubber products mfg	2 850	14 824	60 584	94	35	20	14	11	6	7	—	1	—	
3261	Plastics product mfg	1 991	12 459	52 036	76	22	18	14	11	5	6	—	—	—	
32611	Unsupported plastics film, sheet, & bag mfg	242	1 593	6 179	7	3	—	—	2	—	1	—	—	—	
32616	Plastics bottle mfg	(C)	(D)	(D)	3	1	—	1	—	—	1	—	—	—	
32619	Other plastics product mfg	1 324	7 942	33 649	51	13	13	11	7	3	4	—	—	—	
326191	Plastics plumbing fixture mfg	171	852	4 056	6	2	1	1	—	—	1	—	—	—	
326199	All other plastics product mfg	1 153	7 090	29 593	45	11	12	10	6	3	3	—	—	—	
3262	Rubber product mfg	859	2 365	8 548	18	13	2	—	—	1	1	—	1	—	
32622	Rubber & plastics hoses & belting mfg	(C)	(D)	(D)	2	—	1	—	—	1	—	—	—	—	
32629	Other rubber product mfg	(F)	(D)	(D)	5	3	—	—	—	—	1	—	1	—	
327	Nonmetallic mineral product mfg	2 594	21 254	91 818	101	36	18	13	22	7	3	2	—	—	
3272	Glass & glass product mfg	336	1 689	8 325	22	15	2	1	1	3	—	—	—	—	
32721	Glass & glass product mfg	336	1 689	8 325	22	15	2	1	1	3	—	—	—	—	
3273	Cement & concrete product mfg	2 097	18 430	78 537	59	11	12	9	18	4	3	2	—	—	
32731	Cement mfg	(F)	(D)	(D)	3	—	—	1	—	—	1	—	—	—	
32732	Ready-mix concrete mfg	613	4 980	21 030	23	2	3	3	13	1	1	—	—	—	
327320	Ready-mix concrete mfg	613	4 980	21 030	23	2	3	3	13	1	1	—	—	—	
32733	Concrete pipe, brick & block mfg	(C)	(D)	(D)	9	2	1	3	2	1	—	—	—	—	
32739	Other concrete product mfg	750	5 528	20 344	24	7	8	2	3	2	1	1	—	—	
327390	Other concrete product mfg	750	5 528	20 344	24	7	8	2	3	2	1	1	—	—	
3279	Other nonmetallic mineral product mfg	141	1 017	4 401	15	6	4	2	3	—	—	—	—	—	
32799	All other nonmetallic mineral product mfg	141	1 017	4 401	15	6	4	2	3	—	—	—	—	—	
331	Primary metal mfg	377	3 409	14 276	18	9	4	3	1	—	—	1	—	—	
3315	Foundries	(E)	(D)	(D)	6	1	2	2	—	—	—	1	—	—	
33151	Ferrous metal foundries	(E)	(D)	(D)	2	—	1	—	—	—	—	1	—	—	
332	Fabricated metal product mfg	4 817	30 449	123 894	229	123	29	28	24	15	7	2	1	—	
3321	Forging & stamping	106	810	3 660	7	1	2	2	2	—	—	—	—	—	
33211	Forging & stamping	106	810	3 660	7	1	2	2	2	—	—	—	—	—	
3322	Cutlery & handtool mfg	279	2 300	9 156	6	2	1	—	1	—	2	—	—	—	
33221	Cutlery & handtool mfg	279	2 300	9 156	6	2	1	—	1	—	2	—	—	—	
3323	Architectural & structural metals mfg	2 781	17 316	69 270	94	43	12	11	12	9	5	2	—	—	
33231	Plate work & fabricated structural prod mfg	201	1 433	5 889	21	14	2	1	3	1	—	—	—	—	
33232	Ornamental & architectural metal prod mfg	2 580	15 883	63 381	73	29	10	10	9	8	5	2	—	—	
332321	Metal window & door mfg	1 641	9 967	36 913	31	10	2	6	5	4	2	2	—	—	
332322	Sheet metal work mfg	476	3 594	16 569	20	5	2	3	3	3	1	—	—	—	
332323	Ornamental & architectural metal work mfg	463	2 322	9 899	22	14	3	1	1	1	2	—	—	—	
3325	Hardware mfg	(F)	(D)	(D)	6	3	—	—	2	—	—	—	1	—	
33251	Hardware mfg	(F)	(D)	(D)	6	3	—	—	2	—	—	—	1	—	
3327	Mach shops, turn prod, screw, nut, bolt mfg	488	3 223	12 814	66	47	7	6	3	3	—	—	—	—	
33271	Machine shops	271	1 732	6 678	59	45	5	6	3	—	—	—	—	—	
332710	Machine shops	271	1 732	6 678	59	45	5	6	3	—	—	—	—	—	
33272	Turned product & screw, nut & bolt mfg	217	1 491	6 136	7	2	—	—	—	3	—	—	—	—	
3328	Coating, engrave, heat treating & oth activity	274	2 102	6 325	23	11	3	6	2	1	—	—	—	—	
33281	Coating, engrave, heat treating & oth activity	274	2 102	6 325	23	11	3	6	2	1	—	—	—	—	
332813	Electropl, plating, polish, anodize, coloring	123	894	3 181	11	8	1	1	—	—	—	—	—	—	
3329	Other fabricated metal product mfg	171	948	4 155	13	7	2	1	2	1	—	—	—	—	
33299	All other fabricated metal product mfg	(C)	(D)	(D)	10	5	2	—	2	1	—	—	—	—	
332999	All other misc fabricated metal product mfg	110	643	2 927	7	4	1	—	1	—	—	—	—	—	
333	Machinery mfg	1 640	11 921	49 327	103	52	24	7	10	6	4	—	—	—	
3333	Commercial & service industry machinery mfg	224	1 887	7 583	13	6	2	1	2	2	—	—	—	—	
33331	Commercial & service industry machinery mfg	224	1 887	7 583	13	6	2	1	2	2	—	—	—	—	
333319	Oth commercial, service industry machinery mfg	153	1 271	4 949	4	1	—	1	—	2	—	—	—	—	
3334	HVAC & commercial refrigeration equipment mfg	612	3 354	14 250	22	9	5	2	4	—	2	—	—	—	
33341	HVAC & commercial refrigeration equipment mfg	612	3 354	14 250	22	9	5	2	4	—	2	—	—	—	
333415	AC, warm air htg & commercial refig equip mfg	595	3 235	13 683	16	4	4	2	4	—	2	—	—	—	

See footnotes at end of table.

**Table 6. Counties—Employees, Payroll, and Establishments by Industry: 2003—Con.**

[Excludes most government employees, railroad employees, and self-employed persons. Size class 1 to 4 includes establishments with payroll, but no employees, during mid-March pay period. (D) denotes figures withheld to avoid disclosing data for individual companies; the data are included in broader industry totals. Detailed industries with 100 or more employees are shown if industry was not a (D). For explanation of terms, abbreviations, and data reliability/comparability, see introductory text]

NAICS code	Industry	Number of employees for week including March 12	Payroll (\$1,000)		Total number of establishments	Number of establishments by employment-size class									
			First quarter	Annual		1 to 4	5 to 9	10 to 19	20 to 49	50 to 99	100 to 249	250 to 499	500 to 999	1,000 or more	
<b>MIAMI-DADE—Con.</b>															
<b>31-33 Manufacturing—Con.</b>															
Machinery mfg—Con.															
333	Metalworking machinery mfg . . . . .	167	958	3 868	29	19	7	1	1	1	—	—	—	—	
33351	Metalworking machinery mfg . . . . .	167	958	3 868	29	19	7	1	1	1	—	—	—	—	
3336	Engine, turbine & power transmsn equip mfg . . .	163	1 379	5 194	6	2	—	2	—	2	—	—	—	—	
33361	Engine, turbine & power transmsn equip mfg . . .	163	1 379	5 194	6	2	—	2	—	2	—	—	—	—	
3339	Other general purpose machinery mfg . . . . .	417	3 852	16 440	19	8	5	—	3	16	4	—	—	—	
33392	Material handling equipment mfg . . . . .	374	3 511	14 460	11	2	4	—	2	1	2	—	—	—	
333921	Elevator & moving stairway mfg . . . . .	216	2 101	8 004	3	—	—	—	1	1	1	—	—	—	
334	Computer & electronic product mfg . . . . .	2 036	17 884	71 301	65	29	13	10	6	1	4	1	1	—	
3342	Communications equipment mfg . . . . .	(C)	(D)	(D)	12	5	2	3	2	—	—	—	—	—	
3343	Audio & video equipment mfg . . . . .	(C)	(D)	(D)	6	4	—	—	1	—	1	—	—	—	
33431	Audio & video equipment mfg . . . . .	(C)	(D)	(D)	6	4	—	—	1	—	1	—	—	—	
3344	Semiconductor & oth electronic component mfg . . . . .	289	2 077	6 937	8	—	3	1	2	1	1	—	—	—	
33441	Semiconductor & oth electronic component mfg . . . . .	289	2 077	6 937	8	—	3	1	2	1	1	—	—	—	
3345	Nav, measuring, medical, control instruments mfg . . . . .	1 308	11 197	46 049	19	8	3	3	1	—	2	1	1	—	
33451	Nav, measuring, medical, control instruments mfg . . . . .	1 308	11 197	46 049	19	8	3	3	1	—	2	1	1	—	
335	Electrical equip, appliance & component mfg . . . . .	933	4 350	22 289	34	14	8	6	3	2	—	—	1	—	
3351	Electric lighting equipment mfg . . . . .	806	3 624	18 784	21	7	5	4	3	1	—	—	1	—	
33512	Lighting fixture mfg . . . . .	806	3 624	18 784	21	7	5	4	3	1	—	—	1	—	
335121	Residential electric lighting fixture mfg . . . . .	777	3 476	18 055	16	3	5	4	2	1	—	—	1	—	
336	Transportation equipment mfg . . . . .	2 037	17 242	66 503	85	41	17	11	6	4	4	2	—	—	
3362	Motor vehicle body & trailer mfg . . . . .	151	706	3 556	6	1	—	3	1	1	—	—	—	—	
33621	Motor vehicle body & trailer mfg . . . . .	151	706	3 556	6	1	—	3	1	1	—	—	—	—	
3363	Motor vehicle parts mfg . . . . .	607	5 234	19 591	25	11	8	3	—	1	1	1	—	—	
33632	MV electrical & electronic equipment mfg . . . . .	124	593	2 422	6	3	—	—	—	1	—	—	—	—	
33636	Motor vehicle seating & interior trim mfg . . . . .	(E)	(D)	(D)	5	1	1	1	—	1	—	1	—	—	
3364	Aerospace product & parts mfg . . . . .	732	7 094	25 856	19	7	3	2	3	2	1	1	—	—	
33641	Aerospace product & parts mfg . . . . .	732	7 094	25 856	19	7	3	2	3	2	1	1	—	—	
336412	Aircraft engine & engine parts mfg . . . . .	556	5 188	17 030	9	2	1	2	1	1	1	1	—	—	
336413	Other aircraft part & auxiliary equipment mfg . . . . .	130	1 380	7 034	6	3	1	—	1	—	—	—	—	—	
3366	Ship & boat building . . . . .	529	4 127	17 267	27	15	5	3	2	—	2	—	—	—	
33661	Ship & boat building . . . . .	529	4 127	17 267	27	15	5	3	2	—	2	—	—	—	
337	Furniture & related product mfg . . . . .	3 599	20 773	85 051	290	183	35	30	25	10	5	2	—	—	
3371	HH & institutional furniture & kitchen cabinet mfg . . . . .	1 761	9 923	41 316	217	155	26	16	12	4	4	—	—	—	
33711	Wood kitchen cabinet & countertop mfg . . . . .	711	3 798	17 967	108	86	11	4	5	—	2	—	—	—	
337110	Wood kitchen cabinet & countertop mfg . . . . .	711	3 798	17 967	108	86	11	4	5	—	2	—	—	—	
33712	Household & institutional furniture mfg . . . . .	1 050	6 125	23 349	109	69	15	12	7	4	2	—	—	—	
337121	Upholstered household furniture mfg . . . . .	225	1 393	5 320	23	12	3	4	3	1	—	—	—	—	
337122	Nonupholstered wood household furniture mfg . . . . .	402	2 013	7 429	57	38	8	5	4	2	—	—	—	—	
337124	Metal household furniture manufacturing . . . . .	193	1 256	5 005	7	3	2	—	1	1	—	—	—	—	
337127	Institutional furniture mfg . . . . .	178	1 251	4 706	7	4	—	2	—	—	—	—	—	—	
3372	Office furniture (including fixtures) mfg . . . . .	1 315	8 518	33 062	39	16	5	4	7	4	1	2	—	—	
33721	Office furniture (including fixtures) mfg . . . . .	1 315	8 518	33 062	39	16	5	4	7	4	1	2	—	—	
337212	Custom architectural woodwork & millwork mfg . . . . .	137	1 032	4 219	7	3	—	1	2	1	—	—	—	—	
337215	Showcase, partition, shelving & locker mfg . . . . .	1 083	6 835	25 967	24	10	2	2	5	2	1	2	—	—	
3379	Other furniture related product mfg . . . . .	523	2 332	10 673	34	12	4	10	6	2	—	—	—	—	
33791	Mattress mfg . . . . .	250	1 154	5 719	12	3	2	4	2	1	—	—	—	—	
337910	Mattress mfg . . . . .	250	1 154	5 719	12	3	2	4	2	1	—	—	—	—	
33792	Blind & shade mfg . . . . .	273	1 178	4 954	22	9	2	6	4	1	—	—	—	—	
337920	Blind & shade mfg . . . . .	273	1 178	4 954	22	9	2	6	4	1	—	—	—	—	
339	Miscellaneous mfg . . . . .	6 498	76 617	317 945	260	159	41	25	24	4	4	1	—	2	
3391	Medical equipment & supplies mfg . . . . .	5 101	67 144	279 307	119	80	16	8	7	2	3	1	—	2	
33911	Medical equipment & supplies mfg . . . . .	5 101	67 144	279 307	119	80	16	8	7	2	3	1	—	2	
339112	Surgical & medical instrument mfg . . . . .	1 522	15 249	56 277	13	5	3	1	1	1	1	—	—	1	
339115	Ophthalmic goods mfg . . . . .	413	2 153	8 444	8	2	3	1	—	—	1	1	—	—	
339116	Dental laboratories . . . . .	197	1 133	4 845	7	6	1	1	—	—	—	—	—	—	
3399	Other miscellaneous mfg . . . . .	1 397	9 473	38 638	141	79	25	17	17	2	1	—	—	—	
33991	Jewelry & silverware mfg . . . . .	259	1 107	4 947	48	31	9	6	2	—	—	—	—	—	
339911	Jewelry (exc costume) mfg . . . . .	221	978	4 510	39	24	8	5	2	—	—	—	—	—	
33995	Sign mfg . . . . .	367	3 800	15 614	40	23	6	3	8	—	—	—	—	—	
339950	Sign mfg . . . . .	367	3 800	15 614	40	23	6	3	8	—	—	—	—	—	
33999	All other misc mfg . . . . .	554	3 330	12 896	33	14	7	5	4	2	1	—	—	—	
339999	All other miscellaneous mfg . . . . .	525	3 104	11 992	25	9	4	5	4	2	1	—	—	—	
<b>42</b>	<b>Wholesale trade . . . . .</b>	<b>69 329</b>	<b>652 788</b>	<b>2 750 477</b>	<b>8 891</b>	<b>6 067</b>	<b>1 434</b>	<b>758</b>	<b>438</b>	<b>114</b>	<b>58</b>	<b>18</b>	<b>2</b>	<b>2</b>	
423	Merchant Wholesalers, Durable Goods . . . . .	36 226	342 592	1 454 700	5 284	3 648	867	442	240	55	24	7	—	1	
4231	Motor Vehicle and Motor Vehicle Parts and Supplies Merchant Wholesalers . . . . .	3 465	27 096	119 987	521	350	100	39	22	5	5	—	—	—	
42311	Automobile and Other Motor Vehicle Merchant Wholesalers . . . . .	1 045	9 546	41 085	115	69	29	7	6	2	2	—	—	—	
423110	Automobile and Other Motor Vehicle Merchant Wholesalers . . . . .	1 045	9 546	41 085	115	69	29	7	6	2	2	—	—	—	
42312	Motor Vehicle Supplies and New Parts Merchant Wholesalers . . . . .	1 957	14 151	59 150	307	212	54	22	13	3	3	—	—	—	
423120	Motor Vehicle Supplies and New Parts Merchant Wholesalers . . . . .	1 957	14 151	59 150	307	212	54	22	13	3	3	—	—	—	
42313	Tire and Tube Merchant Wholesalers . . . . .	316	2 625	16 471	55	34	12	6	3	—	—	—	—	—	
423130	Tire and Tube Merchant Wholesalers . . . . .	316	2 625	16 471	55	34	12	6	3	—	—	—	—	—	

See footnotes at end of table.

**Table 6. Counties—Employees, Payroll, and Establishments by Industry: 2003—Con.**

[Excludes most government employees, railroad employees, and self-employed persons. Size class 1 to 4 includes establishments with payroll, but no employees, during mid-March pay period. (D) denotes figures withheld to avoid disclosing data for individual companies; the data are included in broader industry totals. Detailed industries with 100 or more employees are shown if industry was not a (D). For explanation of terms, abbreviations, and data reliability/comparability, see introductory text]

NAICS code	Industry	Number of employees for week including March 12	Payroll (\$1,000)		Total number of establishments	Number of establishments by employment-size class										
			First quarter	Annual		1 to 4	5 to 9	10 to 19	20 to 49	50 to 99	100 to 249	250 to 499	500 to 999	1,000 or more		
<b>42</b>	<b>MIAMI-DADE—Con.</b>															
	<b>Wholesale trade—Con.</b>															
423	Merchant Wholesalers, Durable Goods—Con.															
4231	Motor Vehicle and Motor Vehicle Parts and Supplies Merchant Wholesalers—Con.															
42314	Motor Vehicle Parts (Used) Merchant Wholesalers.....	147	774	3 281	44	35	5	4	—	—	—	—	—	—	—	—
423140	Motor Vehicle Parts (Used) Merchant Wholesalers.....	147	774	3 281	44	35	5	4	—	—	—	—	—	—	—	—
4232	Furniture and Home Furnishing Merchant Wholesalers.....	2 029	12 576	53 540	291	192	45	27	21	6	—	—	—	—	—	—
42321	Furniture Merchant Wholesalers.....	439	2 903	12 136	120	93	18	5	4	—	—	—	—	—	—	—
423210	Furniture Merchant Wholesalers.....	439	2 903	12 136	120	93	18	5	4	—	—	—	—	—	—	—
42322	Home Furnishing Merchant Wholesalers.....	1 590	9 673	41 404	171	99	27	22	17	6	—	—	—	—	—	—
423220	Home Furnishing Merchant Wholesalers.....	1 590	9 673	41 404	171	99	27	22	17	6	—	—	—	—	—	—
4233	Lumber and Other Construction Materials Merchant Wholesalers.....	1 709	14 444	60 138	238	129	50	38	20	1	—	—	—	—	—	—
42331	Lumber, Plywood, Millwork, and Wood Panel Merchant Wholesalers.....	700	6 221	23 989	91	51	19	11	10	—	—	—	—	—	—	—
423310	Lumber, Plywood, Millwork, and Wood Panel Merchant Wholesalers.....	700	6 221	23 989	91	51	19	11	10	—	—	—	—	—	—	—
42332	Brick, Stone, and Related Construction Material Merchant Wholesalers.....	640	5 068	22 596	89	46	17	19	6	1	—	—	—	—	—	—
423320	Brick, Stone, and Related Construction Material Merchant Wholesalers.....	640	5 068	22 596	89	46	17	19	6	1	—	—	—	—	—	—
42333	Roofing, Siding, and Insulation Material Merchant Wholesalers.....	221	1 989	8 706	23	7	8	5	3	—	—	—	—	—	—	—
423330	Roofing, Siding, and Insulation Material Merchant Wholesalers.....	221	1 989	8 706	23	7	8	5	3	—	—	—	—	—	—	—
42339	Other Construction Material Merchant Wholesalers.....	148	1 166	4 847	35	25	6	3	1	—	—	—	—	—	—	—
423390	Other Construction Material Merchant Wholesalers.....	148	1 166	4 847	35	25	6	3	1	—	—	—	—	—	—	—
4234	Professional and Commercial Equipment and Supplies Merchant Wholesalers.....	6 713	79 477	335 265	1 043	752	163	72	34	13	7	2	—	—	—	—
42341	Photographic Equipment and Supplies Merchant Wholesalers.....	344	5 453	24 005	29	14	7	4	3	—	1	—	—	—	—	—
423410	Photographic Equipment and Supplies Merchant Wholesalers.....	344	5 453	24 005	29	14	7	4	3	—	1	—	—	—	—	—
42342	Office Equipment Merchant Wholesalers.....	1 322	14 642	61 957	84	49	13	11	3	6	1	1	—	—	—	—
423420	Office Equipment Merchant Wholesalers.....	1 322	14 642	61 957	84	49	13	11	3	6	1	1	—	—	—	—
42343	Computer and Computer Peripheral Equipment and Software Merchant Wholesalers.....	2 712	37 169	144 875	401	291	62	29	11	3	4	1	—	—	—	—
423430	Computer and Computer Peripheral Equipment and Software Merchant Wholesalers.....	2 712	37 169	144 875	401	291	62	29	11	3	4	1	—	—	—	—
42344	Other Commercial Equipment Merchant Wholesalers.....	544	4 367	17 939	89	57	18	7	6	1	—	—	—	—	—	—
423440	Other Commercial Equipment Merchant Wholesalers.....	544	4 367	17 939	89	57	18	7	6	1	—	—	—	—	—	—
42345	Medical, Dental, and Hospital Equipment and Supplies Merchant Wholesaler.....	1 399	14 741	71 731	341	267	48	13	9	3	1	—	—	—	—	—
423450	Medical, Dental, and Hospital Equipment and Supplies Merchant Wholesaler.....	1 399	14 741	71 731	341	267	48	13	9	3	1	—	—	—	—	—
42346	Ophthalmic Goods Merchant Wholesalers.....	249	2 043	10 145	56	41	8	5	2	—	—	—	—	—	—	—
423460	Ophthalmic Goods Merchant Wholesalers.....	249	2 043	10 145	56	41	8	5	2	—	—	—	—	—	—	—
42349	Other Professional Equipment and Supplies Merchant Wholesalers.....	143	1 062	4 613	43	33	7	3	—	—	—	—	—	—	—	—
423490	Other Professional Equipment and Supplies Merchant Wholesalers.....	143	1 062	4 613	43	33	7	3	—	—	—	—	—	—	—	—
4235	Metal and Mineral (except Petroleum) Merchant Wholesalers.....	896	7 993	36 142	104	58	21	12	11	2	—	—	—	—	—	—
42351	Metal Service Centers and Other Metal Merchant Wholesalers.....	(F)	(D)	(D)	102	56	21	12	11	2	—	—	—	—	—	—
4236	Electrical and Electronic Goods Merchant Wholesalers.....	5 843	64 720	274 938	771	505	144	63	43	9	5	2	—	—	—	—
42361	Electrical Apparatus and Equipment, Wiring Supplies, and Related Equipment.....	1 690	17 040	70 523	227	150	42	18	13	3	—	1	—	—	—	—
423610	Electrical Apparatus and Equipment, Wiring Supplies, and Related Equipment.....	1 690	17 040	70 523	227	150	42	18	13	3	—	1	—	—	—	—
42362	Electrical and Electronic Appliance, Television, and Radio Set Merchant.....	1 554	19 244	82 185	153	86	36	13	15	1	1	1	—	—	—	—
423620	Electrical and Electronic Appliance, Television, and Radio Set Merchant.....	1 554	19 244	82 185	153	86	36	13	15	1	1	1	—	—	—	—
42369	Other Electronic Parts and Equipment Merchant Wholesalers.....	2 599	28 436	122 230	391	269	66	32	15	5	4	—	—	—	—	—
423690	Other Electronic Parts and Equipment Merchant Wholesalers.....	2 599	28 436	122 230	391	269	66	32	15	5	4	—	—	—	—	—
4237	Hardware, and Plumbing and Heating Equipment and Supplies Merchant Whole.....	2 162	19 444	88 553	204	114	38	34	11	4	2	1	—	—	—	—
42371	Hardware Merchant Wholesalers.....	1 019	6 722	30 894	85	50	14	13	5	1	1	1	—	—	—	—
423710	Hardware Merchant Wholesalers.....	1 019	6 722	30 894	85	50	14	13	5	1	1	1	—	—	—	—
42372	Plumbing and Heating Equipment and Supplies (Hydronics) Merchant Wholesa.....	372	3 484	15 307	41	22	7	7	4	1	—	—	—	—	—	—
423720	Plumbing and Heating Equipment and Supplies (Hydronics) Merchant Wholesa.....	372	3 484	15 307	41	22	7	7	4	1	—	—	—	—	—	—
42373	Warm Air Heating and Air-Conditioning Equipment and Supplies Merchant Wh.....	610	7 885	36 643	53	25	11	13	2	1	1	—	—	—	—	—
423730	Warm Air Heating and Air-Conditioning Equipment and Supplies Merchant Wh.....	610	7 885	36 643	53	25	11	13	2	1	1	—	—	—	—	—
42374	Refrigeration Equipment and Supplies Merchant Wholesalers.....	161	1 353	5 709	25	17	6	1	—	1	—	—	—	—	—	—
423740	Refrigeration Equipment and Supplies Merchant Wholesalers.....	161	1 353	5 709	25	17	6	1	—	1	—	—	—	—	—	—

See footnotes at end of table.

**Table 6. Counties—Employees, Payroll, and Establishments by Industry: 2003—Con.**

[Excludes most government employees, railroad employees, and self-employed persons. Size class 1 to 4 includes establishments with payroll, but no employees, during mid-March pay period. (D) denotes figures withheld to avoid disclosing data for individual companies; the data are included in broader industry totals. Detailed industries with 100 or more employees are shown if industry was not a (D). For explanation of terms, abbreviations, and data reliability/comparability, see introductory text]

NAICS code	Industry	Number of employees for week including March 12	Payroll (\$1,000)		Total number of establishments	Number of establishments by employment-size class										
			First quarter	Annual		1 to 4	5 to 9	10 to 19	20 to 49	50 to 99	100 to 249	250 to 499	500 to 999	1,000 or more		
<b>42</b>	<b>MIAMI-DADE—Con.</b>															
	<b>Wholesale trade—Con.</b>															
423	Merchant Wholesalers, Durable Goods—Con.															
4238	Machinery, Equipment, and Supplies Merchant Wholesalers	7 103	71 055	278 207	1 028	682	167	111	55	7	4	2	—	—		
42381	Construction and Mining (except Oil Well) Machinery and Equipment Mercha	986	10 709	42 335	79	55	11	6	3	2	1	1	—	—		
423810	Construction and Mining (except Oil Well) Machinery and Equipment Mercha	986	10 709	42 335	79	55	11	6	3	2	1	1	—	—		
42382	Farm and Garden Machinery and Equipment Merchant Wholesalers	382	2 385	10 107	53	32	11	7	2	1	—	—	—	—		
423820	Farm and Garden Machinery and Equipment Merchant Wholesalers	382	2 385	10 107	53	32	11	7	2	1	—	—	—	—		
42383	Industrial Machinery and Equipment Merchant Wholesalers	2 570	21 861	92 012	485	334	84	43	21	2	1	—	—	—		
423830	Industrial Machinery and Equipment Merchant Wholesalers	2 570	21 861	92 012	485	334	84	43	21	2	1	—	—	—		
42384	Industrial Supplies Merchant Wholesalers	822	8 636	34 031	146	101	21	13	9	2	—	—	—	—		
423840	Industrial Supplies Merchant Wholesalers	822	8 636	34 031	146	101	21	13	9	2	—	—	—	—		
42385	Service Establishment Equipment and Supplies Merchant Wholesalers	391	3 211	12 983	59	38	7	8	6	—	—	—	—	—		
423850	Service Establishment Equipment and Supplies Merchant Wholesalers	391	3 211	12 983	59	38	7	8	6	—	—	—	—	—		
42386	Transportation Equipment and Supplies (except Motor Vehicle) Merchant Wh	1 952	24 253	86 739	206	122	33	34	14	—	2	1	—	—		
423860	Transportation Equipment and Supplies (except Motor Vehicle) Merchant Wh	1 952	24 253	86 739	206	122	33	34	14	—	2	1	—	—		
4239	Miscellaneous Durable Goods Merchant Wholesalers	6 306	45 787	207 930	1 084	866	139	46	23	8	1	—	—	—	1	
42391	Sporting and Recreational Goods and Supplies Merchant Wholesalers	513	5 096	22 009	84	60	16	4	2	1	1	—	—	—		
423910	Sporting and Recreational Goods and Supplies Merchant Wholesalers	513	5 096	22 009	84	60	16	4	2	1	1	—	—	—		
42392	Toy and Hobby Goods and Supplies Merchant Wholesalers	199	1 596	7 010	55	45	8	1	—	1	—	—	—	—		
423920	Toy and Hobby Goods and Supplies Merchant Wholesalers	199	1 596	7 010	55	45	8	1	—	1	—	—	—	—		
42393	Recyclable Material Merchant Wholesalers	441	3 489	17 938	61	34	13	8	6	—	—	—	—	—		
423930	Recyclable Material Merchant Wholesalers	441	3 489	17 938	61	34	13	8	6	—	—	—	—	—		
42394	Jewelry, Watch, Precious Stone, and Precious Metal Merchant Wholesalers	1 243	10 613	45 843	299	231	43	15	8	2	—	—	—	—		
423940	Jewelry, Watch, Precious Stone, and Precious Metal Merchant Wholesalers	1 243	10 613	45 843	299	231	43	15	8	2	—	—	—	—		
42399	Other Miscellaneous Durable Goods Merchant Wholesalers	3 910	24 993	115 130	585	496	59	18	7	4	—	—	—	—	1	
423990	Other Miscellaneous Durable Goods Merchant Wholesalers	3 910	24 993	115 130	585	496	59	18	7	4	—	—	—	—	1	
424	Merchant Wholesalers, Non durable Goods	31 577	296 309	1 233 226	3 056	1 950	515	295	190	58	34	11	2	—	1	
4241	Paper and Paper Product Merchant Wholesalers	2 453	25 640	99 946	203	120	36	20	16	6	5	—	—	—		
42411	Printing and Writing Paper Merchant Wholesalers	483	6 717	24 151	27	13	2	5	3	3	1	—	—	—		
424110	Printing and Writing Paper Merchant Wholesalers	483	6 717	24 151	27	13	2	5	3	3	1	—	—	—		
42412	Stationery and Office Supplies Merchant Wholesalers	810	7 560	30 822	94	59	18	9	6	1	1	—	—	—		
424120	Stationery and Office Supplies Merchant Wholesalers	810	7 560	30 822	94	59	18	9	6	1	1	—	—	—		
42413	Industrial and Personal Service Paper Merchant Wholesalers	1 160	11 363	44 973	82	48	16	6	7	2	3	—	—	—		
424130	Industrial and Personal Service Paper Merchant Wholesalers	1 160	11 363	44 973	82	48	16	6	7	2	3	—	—	—		
4242	Drugs and Druggists' Sundries Merchant Wholesalers	2 783	33 557	154 950	304	186	61	34	14	6	2	1	—	—		
42421	Drugs and Druggists' Sundries Merchant Wholesalers	2 783	33 557	154 950	304	186	61	34	14	6	2	1	—	—		
424210	Drugs and Druggists' Sundries Merchant Wholesalers	2 783	33 557	154 950	304	186	61	34	14	6	2	1	—	—		
4243	Apparel, Piece Goods, and Notions Merchant Wholesalers	5 029	39 240	164 247	627	430	102	53	26	10	3	3	—	—		
42431	Piece Goods, Notions, and Other Dry Goods Merchant Wholesalers	443	3 213	13 393	105	77	17	9	1	1	—	—	—	—		
424310	Piece Goods, Notions, and Other Dry Goods Merchant Wholesalers	443	3 213	13 393	105	77	17	9	1	1	—	—	—	—		
42432	Men's and Boys' Clothing and Furnishings Merchant Wholesalers	1 922	18 448	74 776	104	66	12	12	8	2	1	3	—	—		
424320	Men's and Boys' Clothing and Furnishings Merchant Wholesalers	1 922	18 448	74 776	104	66	12	12	8	2	1	3	—	—		
42433	Women's, Children's, and Infants' Clothing and Accessories Merchant Whol	1 683	10 911	45 588	300	211	49	24	11	4	1	—	—	—		
424330	Women's, Children's, and Infants' Clothing and Accessories Merchant Whol	1 683	10 911	45 588	300	211	49	24	11	4	1	—	—	—		
42434	Footwear Merchant Wholesalers	981	6 668	30 490	118	76	24	8	6	3	1	—	—	—		
424340	Footwear Merchant Wholesalers	981	6 668	30 490	118	76	24	8	6	3	1	—	—	—		
4244	Grocery and Related Product Wholesalers	9 280	79 573	325 508	770	456	135	82	64	17	12	3	1	—		
42441	General Line Grocery Merchant Wholesalers	1 688	17 609	78 086	100	60	22	8	5	1	2	1	1	—		
424410	General Line Grocery Merchant Wholesalers	1 688	17 609	78 086	100	60	22	8	5	1	2	1	1	—		
42442	Packaged Frozen Food Merchant Wholesalers	1 849	17 305	66 398	93	48	12	12	13	5	2	1	—	—		
424420	Packaged Frozen Food Merchant Wholesalers	1 849	17 305	66 398	93	48	12	12	13	5	2	1	—	—		
42443	Dairy Product (except Dried or Canned) Merchant Wholesalers	322	2 596	12 498	29	18	6	3	—	1	1	—	—	—		
424430	Dairy Product (except Dried or Canned) Merchant Wholesalers	322	2 596	12 498	29	18	6	3	—	1	1	—	—	—		

See footnotes at end of table.

**Table 6. Counties—Employees, Payroll, and Establishments by Industry: 2003—Con.**

[Excludes most government employees, railroad employees, and self-employed persons. Size class 1 to 4 includes establishments with payroll, but no employees, during mid-March pay period. (D) denotes figures withheld to avoid disclosing data for individual companies; the data are included in broader industry totals. Detailed industries with 100 or more employees are shown if industry was not a (D). For explanation of terms, abbreviations, and data reliability/comparability, see introductory text]

NAICS code	Industry	Number of employees for week including March 12	Payroll (\$1,000)		Total number of establishments	Number of establishments by employment-size class									
			First quarter	Annual		1 to 4	5 to 9	10 to 19	20 to 49	50 to 99	100 to 249	250 to 499	500 to 999	1,000 or more	
<b>42</b>	<b>MIAMI-DADE—Con.</b>														
	<b>Wholesale trade—Con.</b>														
424	Merchant Wholesalers, Nondurable Goods—Con.														
4244	Grocery and Related Product Wholesalers—Con.														
42444	Poultry and Poultry Product Merchant Wholesalers.....	100	597	2 422	9	3	2	2	2	—	—	—	—	—	—
424440	Poultry and Poultry Product Merchant Wholesalers.....	100	597	2 422	9	3	2	2	2	—	—	—	—	—	—
42445	Confectionery Merchant Wholesalers.....	387	2 415	11 790	35	22	7	1	3	1	1	—	—	—	—
424450	Confectionery Merchant Wholesalers.....	387	2 415	11 790	35	22	7	1	3	1	1	—	—	—	—
42446	Fish and Seafood Merchant Wholesalers.....	458	4 009	15 791	87	59	17	5	6	—	—	—	—	—	—
424460	Fish and Seafood Merchant Wholesalers.....	458	4 009	15 791	87	59	17	5	6	—	—	—	—	—	—
42447	Meat and Meat Product Merchant Wholesalers.....	557	4 209	17 144	52	31	7	7	4	2	1	—	—	—	—
424470	Meat and Meat Product Merchant Wholesalers.....	557	4 209	17 144	52	31	7	7	4	2	1	—	—	—	—
42448	Fresh Fruit and Vegetable Merchant Wholesalers.....	1 321	10 069	41 453	137	79	19	21	14	3	1	—	—	—	—
424480	Fresh Fruit and Vegetable Merchant Wholesalers.....	1 321	10 069	41 453	137	79	19	21	14	3	1	—	—	—	—
42449	Other Grocery and Related Products Merchant Wholesalers.....	2 598	20 764	79 926	228	136	43	23	17	4	4	1	—	—	—
424490	Other Grocery and Related Products Merchant Wholesalers.....	2 598	20 764	79 926	228	136	43	23	17	4	4	1	—	—	—
4245	Farm Product Raw Material Merchant Wholesalers.....	144	1 600	8 210	29	23	3	1	2	—	—	—	—	—	—
4246	Chemical and Allied Products Merchant Wholesalers.....	1 083	10 934	45 661	167	105	28	22	10	2	—	—	—	—	—
42461	Plastics Materials and Basic Forms and Shapes Merchant Wholesalers.....	348	2 912	11 255	48	29	10	5	2	2	—	—	—	—	—
424610	Plastics Materials and Basic Forms and Shapes Merchant Wholesalers.....	348	2 912	11 255	48	29	10	5	2	2	—	—	—	—	—
42469	Other Chemical and Allied Products Merchant Wholesalers.....	735	8 022	34 406	119	76	18	17	8	—	—	—	—	—	—
424690	Other Chemical and Allied Products Merchant Wholesalers.....	735	8 022	34 406	119	76	18	17	8	—	—	—	—	—	—
4247	Petroleum and Petroleum Products Merchant Wholesalers.....	494	7 315	31 389	46	26	8	3	8	1	—	—	—	—	—
42471	Petroleum Bulk Stations and Terminals.....	412	5 937	26 184	23	9	4	1	8	1	—	—	—	—	—
424710	Petroleum Bulk Stations and Terminals.....	412	5 937	26 184	23	9	4	1	8	1	—	—	—	—	—
4248	Beer, Wine, and Distilled Alcoholic Beverage Merchant Wholesalers.....	2 312	39 468	161 808	70	46	10	4	3	2	2	2	1	—	—
42481	Beer and Ale Merchant Wholesalers.....	743	8 469	36 234	20	14	1	2	1	—	1	1	—	—	—
424810	Beer and Ale Merchant Wholesalers.....	743	8 469	36 234	20	14	1	2	1	—	1	1	—	—	—
42482	Wine and Distilled Alcoholic Beverage Merchant Wholesalers.....	1 569	30 999	125 574	50	32	9	2	2	2	1	1	1	—	—
424820	Wine and Distilled Alcoholic Beverage Merchant Wholesalers.....	1 569	30 999	125 574	50	32	9	2	2	2	1	1	1	—	—
4249	Miscellaneous Nondurable Goods Merchant Wholesalers.....	7 999	58 982	241 507	840	558	132	76	47	14	10	2	—	—	1
42491	Farm Supplies Merchant Wholesalers.....	257	2 317	8 523	46	30	11	3	1	1	—	—	—	—	—
424910	Farm Supplies Merchant Wholesalers.....	257	2 317	8 523	46	30	11	3	1	1	—	—	—	—	—
42492	Book, Periodical, and Newspaper Merchant Wholesalers.....	392	2 944	12 048	46	25	11	7	2	—	1	—	—	—	—
424920	Book, Periodical, and Newspaper Merchant Wholesalers.....	392	2 944	12 048	46	25	11	7	2	—	1	—	—	—	—
42493	Flower, Nursery Stock, and Florists' Supplies Merchant Wholesalers.....	5 091	36 361	146 387	237	112	43	30	31	12	6	2	—	—	1
424930	Flower, Nursery Stock, and Florists' Supplies Merchant Wholesalers.....	5 091	36 361	146 387	237	112	43	30	31	12	6	2	—	—	1
42494	Tobacco and Tobacco Product Merchant Wholesalers.....	415	3 418	14 791	71	49	10	7	4	—	1	—	—	—	—
424940	Tobacco and Tobacco Product Merchant Wholesalers.....	415	3 418	14 791	71	49	10	7	4	—	1	—	—	—	—
42495	Paint, Varnish, and Supplies Merchant Wholesalers.....	206	1 397	6 266	35	20	8	6	1	—	—	—	—	—	—
424950	Paint, Varnish, and Supplies Merchant Wholesalers.....	206	1 397	6 266	35	20	8	6	1	—	—	—	—	—	—
42499	Other Miscellaneous Nondurable Goods Merchant Wholesalers.....	1 638	12 545	53 492	405	322	49	23	8	1	2	—	—	—	—
424990	Other Miscellaneous Nondurable Goods Merchant Wholesalers.....	1 638	12 545	53 492	405	322	49	23	8	1	2	—	—	—	—
425	Wholesale Electronic Markets and Agents and Brokers.....	1 526	13 887	62 551	551	469	52	21	8	1	—	—	—	—	—
4251	Wholesale Electronic Markets and Agents and Brokers.....	1 526	13 887	62 551	551	469	52	21	8	1	—	—	—	—	—
42512	Wholesale Trade Agents and Brokers.....	1 462	13 556	60 812	529	451	50	19	8	1	—	—	—	—	—
425120	Wholesale Trade Agents and Brokers.....	1 462	13 556	60 812	529	451	50	19	8	1	—	—	—	—	—
<b>44-45</b>	<b>Retail trade.....</b>	<b>110 492</b>	<b>582 748</b>	<b>2 385 922</b>	<b>10 122</b>	<b>6 005</b>	<b>2 088</b>	<b>1 007</b>	<b>594</b>	<b>204</b>	<b>189</b>	<b>32</b>	<b>3</b>		
441	Motor vehicle & parts dealers.....	14 033	120 971	508 821	1 053	641	169	112	60	33	34	4	—	—	—
4411	Automobile dealers.....	9 764	94 205	398 568	408	276	31	16	17	30	34	4	—	—	—
44111	New car dealers.....	8 950	89 409	377 658	160	66	8	4	15	30	33	4	—	—	—
441110	New car dealers.....	8 950	89 409	377 658	160	66	8	4	15	30	33	4	—	—	—
44112	Used car dealers.....	814	4 796	20 910	248	210	23	12	2	—	1	—	—	—	—
441120	Used car dealers.....	814	4 796	20 910	248	210	23	12	2	—	1	—	—	—	—
4412	Other motor vehicle dealers.....	1 067	8 095	33 515	140	93	10	19	15	3	—	—	—	—	—
44122	Motorcycle & boat & other MV dealers.....	1 009	7 872	32 548	134	88	10	19	15	2	—	—	—	—	—
441221	Motorcycle dealers.....	262	2 055	9 233	25	15	1	4	4	1	—	—	—	—	—
441222	Boat dealers.....	559	4 616	18 927	82	53	8	14	6	1	—	—	—	—	—
441229	All other motor vehicle dealers.....	188	1 201	4 388	27	20	1	1	5	—	—	—	—	—	—

See footnotes at end of table.



**Table 6. Counties—Employees, Payroll, and Establishments by Industry: 2003—Con.**

[Excludes most government employees, railroad employees, and self-employed persons. Size class 1 to 4 includes establishments with payroll, but no employees, during mid-March pay period. (D) denotes figures withheld to avoid disclosing data for individual companies; the data are included in broader industry totals. Detailed industries with 100 or more employees are shown if industry was not a (D). For explanation of terms, abbreviations, and data reliability/comparability, see introductory text]

NAICS code	Industry	Number of employees for week including March 12	Payroll (\$1,000)		Total number of establishments	Number of establishments by employment-size class								
			First quarter	Annual		1 to 4	5 to 9	10 to 19	20 to 49	50 to 99	100 to 249	250 to 499	500 to 999	1,000 or more
<b>MIAMI-DADE—Con.</b>														
<b>44-45 Retail trade—Con.</b>														
441	Motor vehicle & parts dealers—Con.													
4413	Automotive parts, accessories & tire stores . . . .	3 202	18 671	76 738	505	272	128	77	28	—	—	—	—	
44131	Automotive parts, accessories & tire stores . . . .	2 130	10 519	43 604	334	185	83	46	20	—	—	—	—	
441310	Automotive parts, accessories & tire stores . . . .	2 130	10 519	43 604	334	185	83	46	20	—	—	—	—	
44132	Tire dealers . . . . .	1 072	8 152	33 134	171	87	45	31	8	—	—	—	—	
441320	Tire dealers . . . . .	1 072	8 152	33 134	171	87	45	31	8	—	—	—	—	
442	Furniture & home furnishing stores . . . . .	4 203	25 620	111 192	612	385	113	61	45	7	1	—	—	
4421	Furniture stores . . . . .	1 845	14 051	62 285	294	201	47	23	18	5	—	—	—	
44211	Furniture stores . . . . .	1 845	14 051	62 285	294	201	47	23	18	5	—	—	—	
442110	Furniture stores . . . . .	1 845	14 051	62 285	294	201	47	23	18	5	—	—	—	
4422	Home furnishings stores . . . . .	2 358	11 569	48 907	318	184	66	38	27	1	—	—	—	
44221	Floor covering stores . . . . .	497	3 200	14 194	109	71	23	11	4	—	—	—	—	
442210	Floor covering stores . . . . .	497	3 200	14 194	109	71	23	11	4	—	—	—	—	
44229	Other home furnishings stores . . . . .	1 861	8 369	34 713	209	113	43	27	23	2	1	—	—	
442299	All other home furnishings stores . . . . .	1 783	7 982	32 964	182	92	39	25	23	2	1	—	—	
443	Electronics & appliance stores . . . . .	3 857	23 110	99 572	478	293	135	24	9	9	7	1	—	
4431	Electronics & appliance stores . . . . .	3 857	23 110	99 572	478	293	135	24	9	9	7	1	—	
44311	Appliance, TV & all other electronics stores . . . .	2 923	16 919	72 451	328	197	95	17	6	6	6	1	—	
443111	Household appliance stores . . . . .	152	729	3 413	50	39	10	1	—	—	—	—	—	
443112	Radio, television & other electronics stores . . . .	2 771	16 190	69 038	278	158	85	16	6	6	6	1	—	
44312	Computer & software stores . . . . .	830	5 559	24 428	127	84	32	4	3	3	1	—	—	
443120	Computer & software stores . . . . .	830	5 559	24 428	127	84	32	4	3	3	1	—	—	
44313	Camera & photographic supplies stores . . . . .	104	632	2 693	23	12	8	3	—	—	—	—	—	
443130	Camera & photographic supplies stores . . . . .	104	632	2 693	23	12	8	3	—	—	—	—	—	
444	Bldg material & garden equip & supp dealers . . . . .	6 552	40 729	167 339	538	337	94	57	29	6	10	5	—	
4441	Building material & supplies dealers . . . . .	6 081	38 636	157 855	455	279	83	48	25	5	10	5	—	
44411	Home centers (H) . . . . .	(D)	(D)	(D)	33	15	1	2	1	1	8	5	—	
44412	Paint & wallpaper stores (E) . . . . .	(D)	(D)	(D)	47	23	19	4	1	—	—	—	—	
44413	Hardware stores . . . . .	682	3 072	12 929	97	60	11	18	7	1	—	—	—	
444130	Hardware stores . . . . .	682	3 072	12 929	97	60	11	18	7	1	—	—	—	
44419	Other building material dealers . . . . .	1 910	15 629	68 170	278	181	52	24	16	3	2	—	—	
444190	Other building material dealers . . . . .	1 910	15 629	68 170	278	181	52	24	16	3	2	—	—	
4442	Lawn & garden equip & supplies stores . . . . .	471	2 093	9 484	83	58	11	9	4	1	—	—	—	
44421	Outdoor power equipment stores . . . . .	144	601	2 703	20	12	3	4	—	1	—	—	—	
444210	Outdoor power equipment stores . . . . .	144	601	2 703	20	12	3	4	—	1	—	—	—	
44422	Nursery & garden centers . . . . .	327	1 492	6 781	63	46	8	5	4	—	—	—	—	
444220	Nursery & garden centers . . . . .	327	1 492	6 781	63	46	8	5	4	—	—	—	—	
445	Food & beverage stores . . . . .	25 239	101 281	402 417	1 374	885	204	87	48	50	93	7	—	
4451	Grocery stores . . . . .	23 340	94 129	372 945	921	558	123	55	37	48	93	7	—	
44511	Grocery (except convenience) stores . . . . .	22 398	90 851	358 752	647	353	70	40	36	48	93	7	—	
445110	Grocery (except convenience) stores . . . . .	22 398	90 851	358 752	647	353	70	40	36	48	93	7	—	
44512	Convenience stores . . . . .	942	3 278	14 193	274	205	53	15	1	—	—	—	—	
445120	Convenience stores . . . . .	942	3 278	14 193	274	205	53	15	1	—	—	—	—	
4452	Specialty food stores . . . . .	1 180	3 946	16 824	280	203	45	24	7	1	—	—	—	
44521	Meat markets . . . . .	188	650	2 635	52	39	11	1	1	—	—	—	—	
445210	Meat markets . . . . .	188	650	2 635	52	39	11	1	1	—	—	—	—	
44522	Fish & seafood markets . . . . .	100	427	1 797	28	22	2	4	—	—	—	—	—	
445220	Fish & seafood markets . . . . .	100	427	1 797	28	22	2	4	—	—	—	—	—	
44523	Fruit & vegetable markets . . . . .	248	1 077	4 570	47	33	9	3	1	1	—	—	—	
445230	Fruit & vegetable markets . . . . .	248	1 077	4 570	47	33	9	3	1	1	—	—	—	
44529	Other specialty food stores . . . . .	644	1 792	7 822	153	109	23	16	5	—	—	—	—	
445291	Baked goods stores . . . . .	346	967	4 131	73	51	9	10	3	—	—	—	—	
445299	All other specialty food stores . . . . .	231	626	2 775	67	52	9	4	2	—	—	—	—	
4453	Beer, wine & liquor stores . . . . .	719	3 206	12 648	173	124	36	8	4	1	—	—	—	
44531	Beer, wine & liquor stores . . . . .	719	3 206	12 648	173	124	36	8	4	1	—	—	—	
445310	Beer, wine & liquor stores . . . . .	719	3 206	12 648	173	124	36	8	4	1	—	—	—	
446	Health & personal care stores . . . . .	10 114	56 687	238 862	1 145	623	229	139	130	23	1	—	—	
4461	Health & personal care stores . . . . .	10 114	56 687	238 862	1 145	623	229	139	130	23	1	—	—	
44611	Pharmacies & drug stores . . . . .	7 001	41 900	175 941	453	151	84	82	114	22	—	—	—	
446110	Pharmacies & drug stores . . . . .	7 001	41 900	175 941	453	151	84	82	114	22	—	—	—	
44612	Cosmetics, beauty supplies & perfume stores . . . . .	1 039	3 899	16 280	171	92	45	25	8	1	—	—	—	
446120	Cosmetics, beauty supplies & perfume stores . . . . .	1 039	3 899	16 280	171	92	45	25	8	1	—	—	—	
44613	Optical goods stores . . . . .	871	4 145	16 960	197	125	53	15	4	—	—	—	—	
446130	Optical goods stores . . . . .	871	4 145	16 960	197	125	53	15	4	—	—	—	—	
44619	Other health & personal care stores . . . . .	1 203	6 743	29 681	324	255	47	17	4	—	1	—	—	
446191	Food (health) supplement stores . . . . .	565	2 593	11 620	141	99	31	9	2	—	—	—	—	
446199	All other health & personal care stores . . . . .	638	4 150	18 061	183	156	16	8	2	—	1	—	—	
447	Gasoline stations . . . . .	3 671	13 354	55 409	625	301	234	77	10	2	1	—	—	
4471	Gasoline stations . . . . .	3 671	13 354	55 409	625	301	234	77	10	2	1	—	—	
44711	Gasoline stations with convenience stores . . . .	2 625	10 424	42 934	448	184	194	64	6	—	—	—	—	
447110	Gasoline stations with convenience stores . . . .	2 625	10 424	42 934	448	184	194	64	6	—	—	—	—	
44719	Other gasoline stations . . . . .	1 046	2 930	12 475	177	117	40	13	4	2	1	—	—	
447190	Other gasoline stations . . . . .	1 046	2 930	12 475	177	117	40	13	4	2	1	—	—	
448	Clothing & clothing accessories stores . . . . .	17 525	72 300	299 278	2 170	1 150	559	276	137	42	4	2	—	
4481	Clothing stores . . . . .	12 872	50 498	206 771	1 247	600	301	188	114	38	4	2	—	
44811	Men's clothing stores . . . . .	840	4 113	15 994	138	74	39	19	4	2	—	—	—	
448110	Men's clothing stores . . . . .	840	4 113	15 994	138	74	39	19	4	2	—	—	—	
44812	Women's clothing stores . . . . .	4 164	16 351	65 326	492	230	145	88	22	4	2	1	—	
448120	Women's clothing stores . . . . .	4 164	16 351	65 326	492	230	145	88	22	4	2	1	—	
44813	Children's & infants' clothing stores . . . . .	1 019	3 600	15 444	95	42	21	17	12	3	—	—	—	
448130	Children's & infants' clothing stores . . . . .	1 019	3 600	15 444	95	42	21	17	12	3	—	—	—	
44814	Family clothing stores . . . . .	5 215	18 757	77 163	275	108	37	42	58	28	1	1	—	
448140	Family clothing stores . . . . .	5 215	18 757	77 163	275	108	37	42	58	28	1	1	—	
44815	Clothing accessories stores . . . . .	451	1 882	9 020	104	66	26	11	1	—	—	—	—	
448150	Clothing accessories stores . . . . .	451	1 882	9 020	104	66	26	11	1	—	—	—	—	

See footnotes at end of table.

**Table 6. Counties—Employees, Payroll, and Establishments by Industry: 2003—Con.**

[Excludes most government employees, railroad employees, and self-employed persons. Size class 1 to 4 includes establishments with payroll, but no employees, during mid-March pay period. (D) denotes figures withheld to avoid disclosing data for individual companies; the data are included in broader industry totals. Detailed industries with 100 or more employees are shown if industry was not a (D). For explanation of terms, abbreviations, and data reliability/comparability, see introductory text]

NAICS code	Industry	Number of employees for week including March 12	Payroll (\$1,000)		Total number of establishments	Number of establishments by employment-size class								
			First quarter	Annual		1 to 4	5 to 9	10 to 19	20 to 49	50 to 99	100 to 249	250 to 499	500 to 999	1,000 or more
<b>MIAMI-DADE—Con.</b>														
<b>44-45 Retail trade—Con.</b>														
Clothing & clothing accessories stores—Con.														
448	Clothing stores—Con.													
44819	Other clothing stores	1 183	5 795	23 824	143	80	33	11	17	1	1			
448190	Other clothing stores	1 183	5 795	23 824	143	80	33	11	17	1	1			
4482	Shoe stores	2 763	10 582	45 176	412	172	165	57	14	4				
44821	Shoe stores	2 763	10 582	45 176	412	172	165	57	14	4				
448210	Shoe stores	2 763	10 582	45 176	412	172	165	57	14	4				
4483	Jewelry, luggage & leather goods stores	1 890	11 220	47 331	511	378	93	31	9					
44831	Jewelry stores	1 760	10 310	43 628	474	353	84	28	9					
448310	Jewelry stores	1 760	10 310	43 628	474	353	84	28	9					
44832	Luggage & leather goods stores	130	910	3 703	37	25	9	3						
448320	Luggage & leather goods stores	130	910	3 703	37	25	9	3						
451	Sporting goods, hobby, book & music stores	3 891	15 068	63 260	446	247	100	51	32	15	1			
4511	Sporting goods, hobby, musical instrument stores	2 343	9 385	40 456	287	169	57	31	20	10				
45111	Sporting goods stores	1 074	5 096	21 294	148	91	28	16	10	3				
451110	Sporting goods stores	1 074	5 096	21 294	148	91	28	16	10	3				
45112	Hobby, toy & game stores	810	2 408	11 064	63	31	13	6	7	6				
451120	Hobby, toy & game stores	810	2 408	11 064	63	31	13	6	7	6				
45113	Sewing, needlework & piece goods stores	279	1 028	4 081	51	29	13	8	1					
451130	Sewing, needlework & piece goods stores	279	1 028	4 081	51	29	13	8	1					
45114	Musical instrument & supplies stores	180	853	4 017	25	18	3	1	2	1				
451140	Musical instrument & supplies stores	180	853	4 017	25	18	3	1	2	1				
4512	Book, periodical & music stores	1 548	5 683	22 804	159	78	43	20	12	5	1			
45121	Book stores & news dealers	1 155	4 281	16 898	91	44	17	14	10	5	1			
451211	Book stores	946	3 255	13 106	76	32	16	13	10	5				
451212	News dealers & newsstands	209	1 026	3 792	15	12	1	1			1			
45122	Prerecorded tape, CD & record stores	393	1 402	5 906	68	34	26	6	2					
451220	Prerecorded tape, CD & record stores	393	1 402	5 906	68	34	26	6	2					
452	General merchandise stores	13 417	71 389	269 302	294	167	48	10	14	4	36	12	3	
4521	Department stores	9 642	53 210	187 898	53	8				4	28	12	1	
45211	Department stores	9 642	53 210	187 898	53	8				4	28	12	1	
452111	Department Stores (except Discount Department Stores)	6 041	37 692	121 953	29	4				4	11	9	1	
452112	Discount Department Stores	3 601	15 518	65 945	24	4					17	3		
4529	Other general merchandise stores	3 775	18 179	81 404	241	159	48	10	14		8		2	
45291	Warehouse clubs & superstores	2 635	14 002	63 497	10						8		2	
452910	Warehouse clubs & superstores	2 635	14 002	63 497	10						8		2	
45299	All other general merchandise stores	1 140	4 177	17 907	231	159	48	10	14					
452990	All other general merchandise stores	1 140	4 177	17 907	231	159	48	10	14					
453	Miscellaneous store retailers	5 178	23 722	92 451	926	635	150	76	57	7	1			
4531	Florists	629	2 408	9 294	141	108	21	6	5	1				
45311	Florists	629	2 408	9 294	141	108	21	6	5	1				
453110	Florists	629	2 408	9 294	141	108	21	6	5	1				
4532	Office supplies, stationery & gift stores	2 063	9 264	34 861	280	165	54	29	30	1	1			
45321	Office supplies & stationery stores	855	5 027	17 402	63	28	9	2	24					
453210	Office supplies & stationery stores	855	5 027	17 402	63	28	9	2	24					
45322	Gift, novelty & souvenir stores	1 208	4 237	17 459	217	137	45	27	6	1	1			
453220	Gift, novelty & souvenir stores	1 208	4 237	17 459	217	137	45	27	6	1	1			
4533	Used merchandise stores	826	3 608	14 016	122	75	19	20	5	3				
45331	Used merchandise stores	826	3 608	14 016	122	75	19	20	5	3				
453310	Used merchandise stores	826	3 608	14 016	122	75	19	20	5	3				
4539	Other miscellaneous store retailers	1 660	8 442	34 280	383	287	56	21	17	2				
45391	Pet & pet supplies stores	424	1 422	6 393	73	45	16	7	5					
453910	Pet & pet supplies stores	424	1 422	6 393	73	45	16	7	5					
45392	Art dealers	213	1 579	5 838	84	71	10	2	1					
453920	Art dealers	213	1 579	5 838	84	71	10	2	1					
45399	All other miscellaneous store retailers	1 005	5 326	21 569	219	166	28	12	11	2				
453991	Tobacco stores	176	1 098	4 290	40	33	4		3					
453998	All other misc store retailers (exc tobacco)	829	4 228	17 279	179	133	24	12	8	2				
454	Nonstore retailers	2 812	18 517	78 019	461	341	53	37	23	6		1		
4541	Electronic shopping & mail-order houses	1 270	9 032	39 347	169	128	16	11	11	2		1		
45411	Electronic shopping & mail-order houses	1 270	9 032	39 347	169	128	16	11	11	2		1		
454111	Electronic Shopping	402	2 572	10 217	88	68	12	4	3	1				
454113	Mail-Order Houses	867	6 446	29 011	78	57	4	7	8	1		1		
4542	Vending machine operators	181	1 108	4 519	48	38	6	2	2					
45421	Vending machine operators	181	1 108	4 519	48	38	6	2	2					
454210	Vending machine operators	181	1 108	4 519	48	38	6	2	2					
4543	Direct selling establishments	1 361	8 377	34 153	244	175	31	24	10	4				
45431	Fuel dealers	268	1 979	8 047	18	4	3	6	4	1				
45439	Other direct selling establishments	1 093	6 398	26 106	226	171	28	18	6	3				
454390	Other direct selling establishments	1 093	6 398	26 106	226	171	28	18	6	3				
<b>48-49</b>	<b>Transportation &amp; warehousing</b>	<b>52 079</b>	<b>475 883</b>	<b>1 861 100</b>	<b>2 661</b>	<b>1 705</b>	<b>405</b>	<b>227</b>	<b>174</b>	<b>65</b>	<b>55</b>	<b>16</b>	<b>5</b>	<b>9</b>
481	Air transportation	8 514	85 532	310 361	181	89	27	17	24	11	8	1	2	2
4811	Scheduled air transportation	6 682	67 896	242 403	126	60	19	11	17	8	8		1	2
48111	Scheduled air transportation	6 682	67 896	242 403	126	60	19	11	17	8	8		1	2
481111	Scheduled passenger air transportation	5 992	59 555	209 522	84	35	11	8	15	6	6		1	2
481112	Scheduled freight air transportation	690	8 341	32 881	42	25	8	3	2	2	2			
4812	Nonscheduled air transportation	1 832	17 636	67 958	55	29	8	6	7	3		1	1	
48121	Nonscheduled air transportation	1 832	17 636	67 958	55	29	8	6	7	3		1	1	
481211	Nonscheduled chartered passenger air trans	1 504	14 040	53 620	31	15	5	4	5			1	1	
481212	Nonscheduled chartered freight air trans	293	3 364	13 136	19	12	2		2	3				

See footnotes at end of table.

**Table 6. Counties—Employees, Payroll, and Establishments by Industry: 2003—Con.**

[Excludes most government employees, railroad employees, and self-employed persons. Size class 1 to 4 includes establishments with payroll, but no employees, during mid-March pay period. (D) denotes figures withheld to avoid disclosing data for individual companies; the data are included in broader industry totals. Detailed industries with 100 or more employees are shown if industry was not a (D). For explanation of terms, abbreviations, and data reliability/comparability, see introductory text]

NAICS code	Industry	Number of employees for week including March 12	Payroll (\$1,000)		Total number of establishments	Number of establishments by employment-size class									
			First quarter	Annual		1 to 4	5 to 9	10 to 19	20 to 49	50 to 99	100 to 249	250 to 499	500 to 999	1,000 or more	
<b>MIAMI-DADE—Con.</b>															
<b>48-49 Transportation &amp; warehousing—Con.</b>															
483	Water transportation .....	9 652	123 057	459 769	54	28	7	3	8	—	3	1	1	3	
4831	Deep sea, coastal & Great Lakes water trans . . .	9 647	123 025	459 486	49	23	7	3	8	—	3	1	1	3	
48311	Deep sea, coastal & Great Lakes water trans . . .	9 647	123 025	459 486	49	23	7	3	8	—	3	1	1	3	
483111	Deep sea freight transportation .....	813	9 328	36 974	21	10	4	1	4	—	1	—	1	—	
483112	Deep sea passenger transportation .....	8 499	111 503	411 967	14	6	1	1	1	—	1	1	—	3	
484	Truck transportation .....	6 292	51 042	208 661	609	448	69	44	24	11	12	—	—	1	
4841	General freight trucking .....	5 068	42 518	171 236	407	300	45	26	15	10	10	—	—	1	
48411	General freight trucking, local .....	970	6 334	26 795	245	191	29	16	8	—	1	—	—	—	
484110	General freight trucking, local .....	970	6 334	26 795	245	191	29	16	8	—	1	—	—	—	
48412	General freight trucking, long-distance .....	4 098	36 184	144 441	162	109	16	10	7	10	9	—	—	1	
484121	General freight trucking, long-distance, TL . . .	2 714	21 157	82 603	119	85	14	7	6	2	4	—	—	1	
484122	General freight trucking, long-distance, LTL .....	1 384	15 027	61 838	43	24	2	3	1	8	5	—	—	—	
4842	Specialized freight trucking .....	1 224	8 524	37 425	202	148	24	18	9	1	2	—	—	—	
48421	Used household & office goods moving .....	455	2 628	8 794	79	58	9	8	3	—	1	—	—	—	
484210	Used household & office goods moving .....	455	2 628	8 794	79	58	9	8	3	—	1	—	—	—	
48422	Specialized freight (exc used) trucking, local..	477	3 043	12 490	86	67	10	5	3	—	1	—	—	—	
484220	Specialized freight (exc used) trucking, local .....	477	3 043	12 490	86	67	10	5	3	—	1	—	—	—	
48423	Specialized freight (exc used) trucking, LDist .	292	2 853	16 141	37	23	5	5	3	1	—	—	—	—	
484230	Specialized freight (exc used) trucking, LDist .....	292	2 853	16 141	37	23	5	5	3	1	—	—	—	—	
485	Transit & ground passenger transportation .....	(G)	(D)	(D)	166	121	13	11	11	7	2	1	—	—	
4851	Urban transit systems .....	396	4 270	16 784	15	10	1	1	1	—	2	—	—	—	
48511	Urban transit systems .....	396	4 270	16 784	15	10	1	1	1	—	2	—	—	—	
485113	Bus & other motor vehicle transit systems ..	135	766	2 892	10	8	—	1	—	—	1	—	—	—	
4852	Interurban & rural bus transportation .....	(C)	(D)	(D)	5	1	—	1	—	3	—	—	—	—	
48521	Interurban & rural bus transportation .....	(C)	(D)	(D)	5	1	—	1	—	3	—	—	—	—	
4853	Taxi & limousine service .....	238	1 218	4 810	61	51	7	—	2	1	—	—	—	—	
48532	Limousine service .....	140	867	3 320	29	24	3	—	1	1	—	—	—	—	
485320	Limousine service .....	140	867	3 320	29	24	3	—	1	1	—	—	—	—	
4854	School & employee bus transportation .....	(C)	(D)	(D)	28	19	2	5	2	—	—	—	—	—	
48541	School & employee bus transportation .....	(C)	(D)	(D)	28	19	2	5	2	—	—	—	—	—	
4855	Charter bus industry .....	577	2 716	10 085	8	2	1	1	1	2	—	1	—	—	
48551	Charter bus industry .....	577	2 716	10 085	8	2	1	1	1	2	—	1	—	—	
485510	Charter bus industry .....	577	2 716	10 085	8	2	1	1	1	2	—	1	—	—	
4859	Oth transit & ground passenger transportation ..	335	1 611	8 586	49	38	2	3	5	1	—	—	—	—	
48599	Oth transit & ground passenger transportation .....	335	1 611	8 586	49	38	2	3	5	1	—	—	—	—	
485991	Special needs transportation .....	218	972	6 028	36	27	2	3	4	—	—	—	—	—	
485999	All other transit & ground passenger trans ..	117	639	2 558	13	11	—	—	1	1	—	—	—	—	
487	Scenic & sightseeing transportation .....	(C)	(D)	(D)	31	24	3	3	1	—	—	—	—	—	
488	Transportation support activities .....	17 514	131 604	533 433	1 215	735	238	115	75	23	16	9	2	2	
4881	Air transportation support activities .....	6 945	44 376	185 658	144	55	30	19	20	7	8	1	2	2	
48811	Airport operations .....	4 392	22 722	93 685	33	13	3	3	7	—	3	—	2	2	
48819	Other air transportation support activities .....	2 553	21 654	91 973	111	42	27	16	13	7	5	1	—	—	
488190	Other air transportation support activities ..	2 553	21 654	91 973	111	42	27	16	13	7	5	1	—	—	
4883	Water transportation support activities .....	2 498	21 259	84 183	77	50	9	5	2	4	2	5	—	—	
48831	Port & harbor operations .....	325	2 890	10 936	8	4	1	1	1	—	—	—	—	—	
488310	Port & harbor operations .....	325	2 890	10 936	8	4	1	1	1	—	—	—	—	—	
48832	Marine cargo handling .....	1 808	13 634	53 317	16	5	2	2	—	1	2	4	—	—	
488320	Marine cargo handling .....	1 808	13 634	53 317	16	5	2	2	—	1	2	4	—	—	
48833	Navigational services to shipping .....	135	2 116	9 717	29	24	2	1	1	—	—	—	—	—	
488330	Navigational services to shipping .....	135	2 116	9 717	29	24	2	1	1	—	—	—	—	—	
48839	Other water transportation support activities ..	230	2 619	10 213	24	17	4	1	—	2	—	—	—	—	
488390	Other water transportation support activities .....	230	2 619	10 213	24	17	4	1	—	2	—	—	—	—	
4884	Road transportation support activities .....	412	2 252	9 058	68	43	10	9	6	—	—	—	—	—	
48841	Motor vehicle towing .....	349	1 636	6 580	51	30	8	7	6	—	—	—	—	—	
488410	Motor vehicle towing .....	349	1 636	6 580	51	30	8	7	6	—	—	—	—	—	
4885	Freight transportation arrangement .....	7 505	62 807	250 443	885	553	186	80	45	12	6	3	—	—	
48851	Freight transportation arrangement .....	7 505	62 807	250 443	885	553	186	80	45	12	6	3	—	—	
488510	Freight transportation arrangement .....	7 505	62 807	250 443	885	553	186	80	45	12	6	3	—	—	
492	Couriers & messengers .....	5 829	56 472	231 748	297	208	32	21	13	7	13	2	—	1	
4921	Couriers .....	5 223	53 713	220 288	168	105	19	14	9	5	13	2	—	1	
49211	Couriers .....	5 223	53 713	220 288	168	105	19	14	9	5	13	2	—	1	
492110	Couriers .....	5 223	53 713	220 288	168	105	19	14	9	5	13	2	—	1	
4922	Local messengers & local delivery .....	606	2 759	11 460	129	103	13	7	4	2	—	—	—	—	
49221	Local messengers & local delivery .....	606	2 759	11 460	129	103	13	7	4	2	—	—	—	—	
492210	Local messengers & local delivery .....	606	2 759	11 460	129	103	13	7	4	2	—	—	—	—	
493	Warehousing & storage .....	2 223	15 752	65 751	106	50	16	13	18	6	1	2	—	—	
4931	Warehousing & storage .....	2 223	15 752	65 751	106	50	16	13	18	6	1	2	—	—	
49311	General warehousing & storage .....	1 064	7 674	33 112	74	35	10	11	14	4	—	—	—	—	
493110	General warehousing & storage .....	1 064	7 674	33 112	74	35	10	11	14	4	—	—	—	—	
49312	Refrigerated warehousing & storage .....	268	2 059	8 430	14	5	4	—	3	2	—	—	—	—	
493120	Refrigerated warehousing & storage .....	268	2 059	8 430	14	5	4	—	3	2	—	—	—	—	
49319	Other warehousing & storage .....	876	5 942	23 745	14	7	2	1	1	—	1	2	—	—	
493190	Other warehousing & storage .....	876	5 942	23 745	14	7	2	1	1	—	1	2	—	—	

See footnotes at end of table.

**Table 6. Counties—Employees, Payroll, and Establishments by Industry: 2003—Con.**

[Excludes most government employees, railroad employees, and self-employed persons. Size class 1 to 4 includes establishments with payroll, but no employees, during mid-March pay period. (D) denotes figures withheld to avoid disclosing data for individual companies; the data are included in broader industry totals. Detailed industries with 100 or more employees are shown if industry was not a (D). For explanation of terms, abbreviations, and data reliability/comparability, see introductory text]

NAICS code	Industry	Number of employees for week including March 12	Payroll (\$1,000)		Total number of establishments	Number of establishments by employment-size class										
			First quarter	Annual		1 to 4	5 to 9	10 to 19	20 to 49	50 to 99	100 to 249	250 to 499	500 to 999	1,000 or more		
<b>51</b>	<b>MIAMI-DADE—Con.</b>															
	<b>Information</b>	<b>23 011</b>	<b>331 481</b>	<b>1 203 770</b>	<b>1 354</b>	<b>864</b>	<b>162</b>	<b>115</b>	<b>121</b>	<b>45</b>	<b>38</b>	<b>6</b>	<b>1</b>	<b>2</b>		
511	Publishing industries	4 632	65 647	251 179	216	135	28	17	21	10	3	1	—	1		
5111	Newspaper, periodical, book, database publishers	3 849	49 905	188 303	162	106	21	9	14	8	2	1	—	1		
51111	Newspaper publishers	2 279	29 694	109 437	41	22	7	3	6	—	—	—	—	—		
511110	Newspaper publishers	2 279	29 694	109 437	41	22	7	3	6	—	—	—	—	—		
51112	Periodical publishers	863	10 500	44 846	69	44	9	3	7	2	1	—	—	—		
511120	Periodical publishers	863	10 500	44 846	69	44	9	3	7	2	1	—	—	—		
51113	Book publishers	105	841	3 311	25	21	1	2	1	—	—	—	—	—		
511130	Book publishers	105	841	3 311	25	21	1	2	1	—	—	—	—	—		
51114	Database and directory publishers	555	8 418	28 973	9	4	2	—	—	1	1	1	—	—		
511140	Database and directory publishers	555	8 418	28 973	9	4	2	—	—	1	1	1	—	—		
5112	Software publishers	783	15 742	62 876	54	29	7	8	7	2	1	—	—	—		
51121	Software publishers	783	15 742	62 876	54	29	7	8	7	2	1	—	—	—		
511210	Software publishers	783	15 742	62 876	54	29	7	8	7	2	1	—	—	—		
512	Motion picture & sound recording industries	2 015	17 068	76 621	311	244	26	14	19	5	3	—	—	—		
5121	Motion picture & video industries	1 442	9 447	37 687	234	188	17	9	13	5	2	—	—	—		
51211	Motion picture & video production	474	5 020	19 965	168	148	13	1	5	1	—	—	—	—		
512110	Motion picture & video production	474	5 020	19 965	168	148	13	1	5	1	—	—	—	—		
51213	Motion picture & video exhibition	738	1 808	7 700	22	6	1	2	8	3	2	—	—	—		
512131	Motion picture theaters (except drive-ins)	738	1 808	7 700	22	6	1	2	8	3	2	—	—	—		
51219	Postprod & other movie & video industries	200	2 296	8 666	35	27	1	6	—	1	—	—	—	—		
5122	Sound recording industries	573	7 621	38 934	77	56	9	5	6	—	1	—	—	—		
51222	Integrated record production, distribution (C)	(D)	(D)	(D)	11	4	2	1	4	—	—	—	—	—		
51223	Music publishers	260	2 907	19 900	21	14	4	2	—	—	1	—	—	—		
512230	Music publishers	260	2 907	19 900	21	14	4	2	—	—	1	—	—	—		
51224	Sound recording studios	104	820	3 564	29	25	2	1	1	—	—	—	—	—		
512240	Sound recording studios	104	820	3 564	29	25	2	1	1	—	—	—	—	—		
515	Broadcasting (except Internet)	4 438	95 376	323 486	91	40	13	8	11	8	7	3	1	—		
5151	Radio and Television Broadcasting	3 859	83 261	284 352	75	34	9	7	10	6	5	3	1	—		
51511	Radio Broadcasting	818	12 162	49 115	41	19	7	2	7	5	1	—	—	—		
515112	Radio Stations	760	11 771	47 162	35	16	6	2	5	5	1	—	—	—		
51512	Television Broadcasting	3 041	71 099	235 237	34	15	2	5	3	1	4	3	1	—		
515120	Television Broadcasting	3 041	71 099	235 237	34	15	2	5	3	1	4	3	1	—		
5152	Cable and Other Subscription Programming	579	12 115	39 134	16	6	4	1	1	2	2	—	—	—		
51521	Cable and Other Subscription Programming	579	12 115	39 134	16	6	4	1	1	2	2	—	—	—		
515210	Cable and Other Subscription Programming	579	12 115	39 134	16	6	4	1	1	2	2	—	—	—		
516	Internet Publishing and Broadcasting	252	2 947	11 556	22	13	3	2	3	—	1	—	—	—		
5161	Internet Publishing and Broadcasting	252	2 947	11 556	22	13	3	2	3	—	1	—	—	—		
51611	Internet Publishing and Broadcasting	252	2 947	11 556	22	13	3	2	3	—	1	—	—	—		
516110	Internet Publishing and Broadcasting	252	2 947	11 556	22	13	3	2	3	—	1	—	—	—		
517	Telecommunications	9 706	126 336	451 573	504	285	67	62	51	16	20	2	—	1		
5171	Wired Telecommunications Carriers	5 914	80 630	271 064	198	94	26	30	24	12	10	1	—	1		
51711	Wired Telecommunications Carriers	5 914	80 630	271 064	198	94	26	30	24	12	10	1	—	1		
517110	Wired Telecommunications Carriers	5 914	80 630	271 064	198	94	26	30	24	12	10	1	—	1		
5172	Wireless Telecommunications Carriers (except Satellite)	1 319	16 917	71 567	157	93	28	23	9	2	2	—	—	—		
51721	Wireless Telecommunications Carriers (except Satellite)	1 319	16 917	71 567	157	93	28	23	9	2	2	—	—	—		
517211	Paging	174	1 361	5 752	25	18	2	2	1	—	—	—	—	—		
517212	Cellular and Other Wireless Telecommunications	1 145	15 556	65 815	132	75	26	21	7	1	2	—	—	—		
5173	Telecommunications Resellers	263	2 723	13 568	59	46	5	5	3	—	—	—	—	—		
51731	Telecommunications Resellers	263	2 723	13 568	59	46	5	5	3	—	—	—	—	—		
517310	Telecommunications Resellers	263	2 723	13 568	59	46	5	5	3	—	—	—	—	—		
5174	Satellite Telecommunications	396	5 546	21 188	31	21	3	1	4	—	2	—	—	—		
51741	Satellite Telecommunications	396	5 546	21 188	31	21	3	1	4	—	2	—	—	—		
517410	Satellite Telecommunications	396	5 546	21 188	31	21	3	1	4	—	2	—	—	—		
5175	Cable and Other Program Distribution	1 419	16 690	60 614	45	22	4	3	8	2	6	—	—	—		
51751	Cable and Other Program Distribution	1 419	16 690	60 614	45	22	4	3	8	2	6	—	—	—		
517510	Cable and Other Program Distribution	1 419	16 690	60 614	45	22	4	3	8	2	6	—	—	—		
5179	Other Telecommunications	395	3 830	13 572	14	9	1	—	3	—	—	1	—	—		
51791	Other Telecommunications	395	3 830	13 572	14	9	1	—	3	—	—	1	—	—		
517910	Other Telecommunications	395	3 830	13 572	14	9	1	—	3	—	—	1	—	—		
518	Internet Service Providers, Web Search Portals, and Data Processing Serv	1 843	22 976	84 535	177	120	22	11	14	6	4	—	—	—		
5181	Internet Service Providers and Web Search Portals	481	8 440	28 246	78	61	12	—	1	3	1	—	—	—		
51811	Internet Service Providers and Web Search Portals	481	8 440	28 246	78	61	12	—	1	3	1	—	—	—		
518111	Internet Service Providers	230	2 614	10 815	68	57	9	—	—	2	—	—	—	—		
518112	Web Search Portals	251	5 826	17 431	10	4	3	—	1	1	1	—	—	—		
5182	Data Processing, Hosting, and Related Services	1 362	14 536	56 289	99	59	10	11	13	3	3	—	—	—		
51821	Data Processing, Hosting, and Related Services	1 362	14 536	56 289	99	59	10	11	13	3	3	—	—	—		
518210	Data Processing, Hosting, and Related Services	1 362	14 536	56 289	99	59	10	11	13	3	3	—	—	—		
519	Other Information Services	125	1 131	4 820	33	27	3	1	2	—	—	—	—	—		
5191	Other Information Services	125	1 131	4 820	33	27	3	1	2	—	—	—	—	—		

See footnotes at end of table.

**Table 6. Counties—Employees, Payroll, and Establishments by Industry: 2003—Con.**

[Excludes most government employees, railroad employees, and self-employed persons. Size class 1 to 4 includes establishments with payroll, but no employees, during mid-March pay period. (D) denotes figures withheld to avoid disclosing data for individual companies; the data are included in broader industry totals. Detailed industries with 100 or more employees are shown if industry was not a (D). For explanation of terms, abbreviations, and data reliability/comparability, see introductory text]

NAICS code	Industry	Number of employees for week including March 12	Payroll (\$1,000)		Total number of establishments	Number of establishments by employment-size class									
			First quarter	Annual		1 to 4	5 to 9	10 to 19	20 to 49	50 to 99	100 to 249	250 to 499	500 to 999	1,000 or more	
<b>MIAMI-DADE—Con.</b>															
<b>52</b>	<b>Finance &amp; insurance</b>	<b>47 952</b>	<b>744 712</b>	<b>2 662 502</b>	<b>4 221</b>	<b>2 628</b>	<b>711</b>	<b>460</b>	<b>273</b>	<b>80</b>	<b>47</b>	<b>16</b>	<b>4</b>	<b>2</b>	
521	Monetary authorities - central bank	(E)	(D)	(D)	1	—	—	—	—	—	—	1	—	—	
5211	Monetary authorities - central bank	(E)	(D)	(D)	1	—	—	—	—	—	—	1	—	—	
52111	Monetary authorities - central bank	(E)	(D)	(D)	1	—	—	—	—	—	—	1	—	—	
522	Credit intermediation & related activities	25 117	383 160	1 341 977	1 826	898	387	293	162	43	33	7	3	—	
5221	Depository credit intermediation	16 422	245 730	811 130	730	139	211	216	106	26	25	4	3	—	
52211	Commercial banking	13 046	210 761	667 757	525	103	158	140	76	21	21	3	3	—	
522110	Commercial banking	13 046	210 761	667 757	525	103	158	140	76	21	21	3	3	—	
52212	Savings institutions	2 304	25 490	105 171	137	17	37	58	19	2	3	1	—	—	
522120	Savings institutions	2 304	25 490	105 171	137	17	37	58	19	2	3	1	—	—	
52213	Credit unions	(G)	(D)	(D)	67	19	16	17	11	3	1	—	—	—	
5222	Nondepository credit intermediation	5 304	96 566	368 705	596	385	104	52	38	10	6	1	—	—	
52222	Sales financing	929	16 004	65 270	76	44	12	11	6	1	2	—	—	—	
522220	Sales financing	929	16 004	65 270	76	44	12	11	6	1	2	—	—	—	
52229	Other nondepository credit intermediation	(H)	(D)	(D)	518	340	92	41	31	9	4	1	—	—	
522291	Consumer lending	291	2 682	11 305	75	51	21	1	2	—	—	—	—	—	
522292	Real estate credit	2 665	41 694	173 335	275	167	47	28	26	4	2	1	—	—	
522293	International trade financing	779	30 637	97 766	52	35	7	4	1	3	2	—	—	—	
522298	All oth nondepository credit intermediation	495	5 002	18 358	111	84	17	2	1	—	—	—	—	—	
5223	Activities related to credit intermediation	3 391	40 864	162 142	500	374	72	25	18	7	2	2	—	—	
52231	Mortgage & nonmortgage brokers	1 347	21 009	80 494	267	218	29	7	1	1	1	1	—	—	
522310	Mortgage & nonmortgage brokers	1 347	21 009	80 494	267	218	29	7	1	1	1	1	—	—	
52232	Financial clearinghouse & reserve activities	774	6 288	28 269	69	41	12	3	9	4	—	—	—	—	
522320	Financial clearinghouse & reserve activities	774	6 288	28 269	69	41	12	3	9	4	—	—	—	—	
52239	Other credit intermediation activities	1 270	13 567	53 379	164	115	31	12	2	2	1	1	—	—	
522390	Other credit intermediation activities	1 270	13 567	53 379	164	115	31	12	2	2	1	1	—	—	
523	Security, commodity contracts & like activity	5 630	163 714	605 950	873	690	77	51	30	17	6	2	—	—	
5231	Scrtcy & comdty contracts intermed & brokerage	3 972	134 425	484 481	380	279	33	27	18	16	5	2	—	—	
52311	Investment banking & securities dealing	691	27 956	102 920	95	72	11	6	2	2	2	—	—	—	
523110	Investment banking & securities dealing	691	27 956	102 920	95	72	11	6	2	2	2	—	—	—	
52312	Securities brokerage	3 128	104 701	374 498	228	158	19	17	15	14	3	2	—	—	
523120	Securities brokerage	3 128	104 701	374 498	228	158	19	17	15	14	3	2	—	—	
5239	Other financial investment activities	1 658	29 289	121 469	493	411	44	24	12	1	1	—	—	—	
52391	Miscellaneous intermediation	230	4 477	17 820	71	60	6	1	4	—	—	—	—	—	
523910	Miscellaneous intermediation	230	4 477	17 820	71	60	6	1	4	—	—	—	—	—	
52392	Portfolio management	535	12 593	52 591	121	84	23	11	3	—	—	—	—	—	
523920	Portfolio management	535	12 593	52 591	121	84	23	11	3	—	—	—	—	—	
52393	Investment advice	766	9 718	41 423	277	248	14	10	3	1	1	—	—	—	
523930	Investment advice	766	9 718	41 423	277	248	14	10	3	1	1	—	—	—	
52399	All other financial investment activities	127	2 501	9 635	24	19	1	2	—	—	—	—	—	—	
523991	Trust, fiduciary & custody activities	124	2 489	9 434	19	14	1	2	2	—	—	—	—	—	
524	Insurance carriers & related activities	16 712	191 577	689 794	1 480	1 010	242	113	79	19	8	6	1	2	
5241	Insurance carriers	10 561	123 170	408 079	229	127	23	17	37	9	7	6	1	2	
52411	Direct life, health, medical insurance carriers	4 834	56 875	214 065	84	39	6	5	20	5	5	3	—	1	
524113	Direct life insurance carriers	3 097	37 219	137 306	46	20	3	4	12	3	2	1	—	1	
524114	Direct health & medical insurance carriers	1 737	19 656	76 759	38	19	3	1	8	2	3	2	—	—	
52412	Other direct insurance carriers	5 678	65 205	190 179	135	80	16	11	17	4	2	3	1	1	
524126	Direct property & casualty insurance carriers	4 937	56 443	156 519	77	41	8	7	12	3	2	2	1	1	
524127	Direct title insurance carriers	647	7 546	29 662	50	33	8	4	3	1	—	1	—	—	
5242	Agencies & other insurance related activities	6 151	68 407	281 715	1 251	883	219	96	42	10	1	—	—	—	
52421	Insurance agencies & brokerages	5 289	59 662	245 775	1 130	808	202	74	37	8	1	—	—	—	
524210	Insurance agencies & brokerages	5 289	59 662	245 775	1 130	808	202	74	37	8	1	—	—	—	
52429	Other insurance related activities	862	8 745	35 940	121	75	17	22	5	2	—	—	—	—	
524291	Claims adjusting	318	2 967	13 722	59	41	4	12	2	—	—	—	—	—	
524292	Insurance & pension funds, third party admin	488	5 231	19 758	41	16	11	9	3	2	—	—	—	—	
525	Funds, trusts, & other financial vehicles (part)	(C)	(D)	(D)	41	30	5	3	2	1	—	—	—	—	
5259	Other investment pools & funds	(C)	(D)	(D)	41	30	5	3	2	1	—	—	—	—	
52593	Real estate investment trusts	128	2 098	8 965	21	15	3	1	1	1	—	—	—	—	
525930	Real estate investment trusts	128	2 098	8 965	21	15	3	1	1	1	—	—	—	—	
<b>53</b>	<b>Real estate &amp; rental &amp; leasing</b>	<b>21 507</b>	<b>151 844</b>	<b>669 684</b>	<b>4 155</b>	<b>3 243</b>	<b>507</b>	<b>250</b>	<b>107</b>	<b>26</b>	<b>16</b>	<b>5</b>	<b>—</b>	<b>1</b>	
531	Real estate	16 418	118 708	533 805	3 540	2 853	402	174	76	21	10	3	—	1	
5311	Lessors of real estate	5 831	35 319	151 337	1 526	1 213	191	81	32	8	1	—	—	—	
53111	Lessors of residential buildings & dwellings	3 044	16 927	71 963	748	565	111	51	16	5	—	—	—	—	
531110	Lessors of residential buildings & dwellings	3 044	16 927	71 963	748	565	111	51	16	5	—	—	—	—	
53112	Lessors of nonres bldg (exc miniwarehouses)	2 296	15 737	66 776	597	494	59	26	14	3	1	—	—	—	
531120	Lessors of nonres bldg (exc miniwarehouses)	2 296	15 737	66 776	597	494	59	26	14	3	1	—	—	—	
53113	Lessors of miniwarehouses & self storage units	268	1 297	6 127	95	84	8	1	2	—	—	—	—	—	
531130	Lessors of miniwarehouses & self storage units	268	1 297	6 127	95	84	8	1	2	—	—	—	—	—	
53119	Lessors of other real estate property	223	1 358	6 471	86	70	13	3	—	—	—	—	—	—	
531190	Lessors of other real estate property	223	1 358	6 471	86	70	13	3	—	—	—	—	—	—	
5312	Offices of real estate agents & brokers	3 365	30 124	147 659	1 076	923	104	27	12	6	4	—	—	—	
53121	Offices of real estate agents & brokers	3 365	30 124	147 659	1 076	923	104	27	12	6	4	—	—	—	
531210	Offices of real estate agents & brokers	3 365	30 124	147 659	1 076	923	104	27	12	6	4	—	—	—	
5313	Activities related to real estate	7 222	53 265	234 809	938	717	107	66	32	7	5	3	—	1	
53131	Real estate property managers	5 910	40 719	173 580	521	360	71	49	27	7	3	3	—	1	
531311	Residential property managers	2 167	13 968	56 228	321	235	40	26	15	2	2	1	—	—	
531312	Nonresidential property managers	3 743	26 751	117 352	200	125	31	23	12	5	1	2	—	1	
53132	Offices of real estate appraisers	287	2 509	12 299	137	121	3	1	—	—	—	—	—	—	
531320	Offices of real estate appraisers	287	2 509	12 299	137	121	3	1	—	—	—	—	—	—	
53139	Other activities related to real estate	1 025	10 037	48 930	280	236	24	14	4	—	2	—	—	—	
531390	Other activities related to real estate	1 025	10 037	48 930	280	236	24	14	4	—	2	—	—	—	

See footnotes at end of table.

**Table 6. Counties—Employees, Payroll, and Establishments by Industry: 2003—Con.**

[Excludes most government employees, railroad employees, and self-employed persons. Size class 1 to 4 includes establishments with payroll, but no employees, during mid-March pay period. (D) denotes figures withheld to avoid disclosing data for individual companies; the data are included in broader industry totals. Detailed industries with 100 or more employees are shown if industry was not a (D). For explanation of terms, abbreviations, and data reliability/comparability, see introductory text]

NAICS code	Industry	Number of employees for week including March 12	Payroll (\$1,000)		Total number of establishments	Number of establishments by employment-size class									
			First quarter	Annual		1 to 4	5 to 9	10 to 19	20 to 49	50 to 99	100 to 249	250 to 499	500 to 999	1,000 or more	
<b>MIAMI-DADE—Con.</b>															
<b>53</b>	<b>Real estate &amp; rental &amp; leasing—Con.</b>														
532	Rental & leasing services .....	5 016	32 203	132 039	603	381	104	75	30	5	6	2	—	—	
5321	Automotive equipment rental & leasing .....	2 105	14 322	57 523	120	68	23	11	10	2	4	2	—	—	
53211	Passenger car rental & leasing .....	1 552	9 992	38 994	71	42	12	6	5	1	3	2	—	—	
532111	Passenger car rental .....	1 536	9 828	38 282	67	39	12	5	5	1	3	2	—	—	
53212	Truck, utility trailer & RV rental & leasing .....	553	4 330	18 529	49	26	11	5	5	1	1	—	—	—	
532120	Truck, utility trailer & RV rental & leasing .....	553	4 330	18 529	49	26	11	5	5	1	1	—	—	—	
5322	Consumer goods rental .....	1 509	6 256	26 006	257	148	49	11	—	—	—	—	—	—	
53221	Consumer electronics & appliances rental .....	180	1 265	5 319	29	9	19	—	1	—	—	—	—	—	
532210	Consumer electronics & appliances rental .....	180	1 265	5 319	29	9	19	—	1	—	—	—	—	—	
53223	Video tape & disc rental .....	908	2 700	10 974	97	32	15	42	8	—	—	—	—	—	
532230	Video tape & disc rental .....	908	2 700	10 974	97	32	15	42	8	—	—	—	—	—	
53229	Other consumer goods rental .....	338	1 898	8 112	99	77	15	5	2	—	—	—	—	—	
532299	All other consumer goods rental .....	210	1 093	4 460	47	33	8	4	2	—	—	—	—	—	
5323	General rental centers .....	136	898	3 928	40	30	8	2	—	—	—	—	—	—	
53231	General rental centers .....	136	898	3 928	40	30	8	2	—	—	—	—	—	—	
532310	General rental centers .....	136	898	3 928	40	30	8	2	—	—	—	—	—	—	
5324	Commercial, industrial equip rental & leasing .....	1 266	10 727	44 582	186	135	24	13	9	3	2	—	—	—	
53241	Const, trans, mining equip rental & leasing .....	268	2 690	10 529	45	32	5	3	5	—	—	—	—	—	
532412	Const, mining, forestry equip rental & leasing .....	227	2 107	8 369	31	21	3	2	5	—	—	—	—	—	
53249	Oth commercial, industrial equip rental, lease .....	918	6 671	28 398	131	97	16	10	4	2	2	—	—	—	
532490	Oth commercial, industrial equip rental, lease .....	918	6 671	28 398	131	97	16	10	4	2	2	—	—	—	
<b>54</b>	<b>Professional, scientific &amp; technical services.....</b>	<b>58 406</b>	<b>665 811</b>	<b>3 052 270</b>	<b>10 087</b>	<b>7 627</b>	<b>1 313</b>	<b>622</b>	<b>365</b>	<b>99</b>	<b>42</b>	<b>16</b>	<b>3</b>	<b>—</b>	
541	Professional, scientific & technical services.....	58 406	665 811	3 052 270	10 087	7 627	1 313	622	365	99	42	16	3	—	
5411	Legal services .....	18 666	263 262	1 329 890	3 338	2 459	497	222	111	33	13	2	1	—	
54111	Offices of lawyers .....	17 894	256 610	1 301 420	3 172	2 341	465	212	106	33	12	2	1	—	
541110	Offices of lawyers .....	17 894	256 610	1 301 420	3 172	2 341	465	212	106	33	12	2	1	—	
54119	Other legal services .....	772	6 652	28 460	166	118	32	10	5	—	1	—	—	—	
541191	Title abstract & settlement offices .....	647	5 889	25 361	127	86	27	8	5	—	1	—	—	—	
541199	All other legal services .....	125	763	3 099	39	32	5	2	—	—	—	—	—	—	
5412	Accounting, tax prep, bookkeep, payroll services .....	9 063	76 869	305 475	1 485	1 148	174	82	56	12	10	2	1	—	
54121	Accounting, tax prep, bookkeep, payroll services .....	9 063	76 869	305 475	1 485	1 148	174	82	56	12	10	2	1	—	
541211	Offices of certified public accountants .....	3 791	46 349	201 374	724	554	93	47	22	3	4	1	—	—	
541213	Tax preparation services .....	1 575	3 019	7 163	139	80	14	16	26	1	2	—	—	—	
541214	Payroll services .....	1 923	16 117	50 485	36	17	—	6	4	4	3	1	1	—	
541219	Other accounting services .....	1 774	11 384	46 453	586	497	67	13	4	4	1	—	—	—	
5413	Architectural, engineering & related services .....	9 393	99 311	434 736	1 035	625	184	116	83	21	1	5	—	—	
54131	Architectural services .....	2 110	23 780	110 637	355	229	64	37	22	3	—	—	—	—	
541310	Architectural services .....	2 110	23 780	110 637	355	229	64	37	22	3	—	—	—	—	
54132	Landscape architectural services .....	344	1 959	9 361	43	28	6	5	2	—	—	—	—	—	
541320	Landscape architectural services .....	344	1 959	9 361	43	28	6	5	2	—	—	—	—	—	
54133	Engineering services .....	5 204	61 560	261 993	464	261	87	60	38	13	1	4	—	—	
541330	Engineering services .....	5 204	61 560	261 993	464	261	87	60	38	13	1	4	—	—	
54135	Building inspection services .....	149	998	4 324	42	37	3	—	2	—	—	—	—	—	
541350	Building inspection services .....	149	998	4 324	42	37	3	—	2	—	—	—	—	—	
54137	Surveying, mapping (exc geophysical) services .....	764	6 128	27 593	81	42	16	9	12	2	—	—	—	—	
541370	Surveying, mapping (exc geophysical) services .....	764	6 128	27 593	81	42	16	9	12	2	—	—	—	—	
54138	Testing laboratories .....	797	4 720	20 170	29	9	6	5	7	1	—	1	—	—	
541380	Testing laboratories .....	797	4 720	20 170	29	9	6	5	7	1	—	1	—	—	
5414	Specialized design services .....	1 280	9 312	39 467	489	412	52	21	3	1	—	—	—	—	
54141	Interior design services .....	603	4 357	19 261	237	206	20	8	3	—	—	—	—	—	
541410	Interior design services .....	603	4 357	19 261	237	206	20	8	3	—	—	—	—	—	
54143	Graphic design services .....	562	4 269	17 235	202	164	26	11	—	1	—	—	—	—	
541430	Graphic design services .....	562	4 269	17 235	202	164	26	11	—	1	—	—	—	—	
5415	Computer systems design & related services .....	4 575	74 715	301 827	773	628	71	39	21	6	6	1	1	—	
54151	Computer systems design & related services .....	4 575	74 715	301 827	773	628	71	39	21	6	6	1	1	—	
541511	Custom computer programming services .....	1 248	20 027	79 803	314	258	24	14	15	2	1	—	—	—	
541512	Computer systems design services .....	2 893	49 031	199 001	317	248	32	24	3	4	4	1	1	—	
541519	Other computer related services .....	381	5 109	20 171	119	103	12	—	3	—	1	—	—	—	
5416	Management, sci & tech consulting services .....	6 473	61 144	281 705	1 548	1 328	129	43	32	8	4	4	—	—	
54161	Management consulting services .....	5 912	56 386	258 203	1 348	1 152	114	38	30	6	4	4	—	—	
541611	Admin & gen management consulting services .....	3 327	34 371	149 933	727	620	60	22	18	3	2	2	—	—	
541612	Human res & exec search consulting services .....	682	6 946	33 783	112	91	13	4	2	—	1	1	—	—	
541613	Marketing consulting services .....	1 359	10 048	55 155	370	326	24	9	7	3	—	—	—	—	
541614	Process, phys dist & log consulting services .....	435	4 044	15 020	86	68	12	2	3	—	1	—	—	—	
541618	Other management consulting services .....	109	977	4 312	53	47	5	1	—	—	—	—	—	—	
54162	Environmental consulting services .....	289	2 607	12 557	60	48	7	2	1	2	—	—	—	—	
541620	Environmental consulting services .....	289	2 607	12 557	60	48	7	2	1	2	—	—	—	—	
54169	Oth scientific & technical consulting services .....	272	2 151	10 945	140	128	8	3	1	—	—	—	—	—	
541690	Oth scientific & technical consulting services .....	272	2 151	10 945	140	128	8	3	1	—	—	—	—	—	
5417	Scientific R&D services .....	1 188	16 274	74 048	91	52	14	7	12	4	2	—	—	—	
54171	R&D in physical, engineering & life sciences .....	1 080	14 280	65 215	78	43	13	6	10	4	2	—	—	—	
541710	R&D in physical, engineering & life sciences .....	1 080	14 280	65 215	78	43	13	6	10	4	2	—	—	—	
54172	R&D in social sciences & humanities .....	108	1 994	8 833	13	9	1	1	2	—	—	—	—	—	
541720	R&D in social sciences & humanities .....	108	1 994	8 833	13	9	1	1	2	—	—	—	—	—	

See footnotes at end of table.

**Table 6. Counties—Employees, Payroll, and Establishments by Industry: 2003—Con.**

[Excludes most government employees, railroad employees, and self-employed persons. Size class 1 to 4 includes establishments with payroll, but no employees, during mid-March pay period. (D) denotes figures withheld to avoid disclosing data for individual companies; the data are included in broader industry totals. Detailed industries with 100 or more employees are shown if industry was not a (D). For explanation of terms, abbreviations, and data reliability/comparability, see introductory text]

NAICS code	Industry	Number of employees for week including March 12	Payroll (\$1,000)		Total number of establishments	Number of establishments by employment-size class								
			First quarter	Annual		1 to 4	5 to 9	10 to 19	20 to 49	50 to 99	100 to 249	250 to 499	500 to 999	1,000 or more
<b>MIAMI-DADE—Con.</b>														
<b>54</b>	<b>Professional, scientific &amp; technical services—Con.</b>													
541	Professional, scientific & technical services—Con.													
5418	Advertising & related services	4 267	45 057	192 878	548	381	87	37	27	11	4	1	—	—
54181	Advertising agencies	1 714	23 558	101 381	202	133	34	14	14	5	2	—	—	—
541810	Advertising agencies	1 714	23 558	101 381	202	133	34	14	14	5	2	—	—	—
54182	Public relations agencies	531	6 070	26 788	115	83	19	8	4	1	—	—	—	—
541820	Public relations agencies	531	6 070	26 788	115	83	19	8	4	1	—	—	—	—
54184	Media representatives	256	2 643	10 681	48	34	9	3	1	1	—	—	—	—
541840	Media representatives	256	2 643	10 681	48	34	9	3	1	1	—	—	—	—
54185	Display advertising	165	2 037	7 278	29	23	2	2	1	1	—	—	—	—
541850	Display advertising	165	2 037	7 278	29	23	2	2	1	1	—	—	—	—
54186	Direct mail advertising	672	5 393	22 832	34	16	6	5	3	2	2	—	—	—
541860	Direct mail advertising	672	5 393	22 832	34	16	6	5	3	2	2	—	—	—
54189	Other services related to advertising	807	4 421	19 619	90	68	15	3	2	1	—	1	—	—
541890	Other services related to advertising	807	4 421	19 619	90	68	15	3	2	1	—	1	—	—
5419	Oth professional, scientific, technical services	3 501	19 867	92 254	780	594	105	55	20	3	2	1	—	—
54191	Marketing research & public opinion polling	662	4 421	17 541	63	43	10	4	2	2	2	—	—	—
541910	Marketing research & public opinion polling	662	4 421	17 541	63	43	10	4	2	2	2	—	—	—
54192	Photographic services	636	3 106	14 318	160	121	27	6	6	—	—	—	—	—
541921	Photography studios, portrait	419	1 459	6 683	103	76	19	4	4	—	—	—	—	—
541922	Commercial photography	217	1 647	7 635	57	45	8	2	2	—	—	—	—	—
54193	Translation & interpretation services	175	1 265	5 638	66	57	5	3	1	—	—	—	—	—
541930	Translation & interpretation services	175	1 265	5 638	66	57	5	3	1	—	—	—	—	—
54194	Veterinary services	1 027	5 749	25 634	139	57	42	32	8	—	—	—	—	—
541940	Veterinary services	1 027	5 749	25 634	139	57	42	32	8	—	—	—	—	—
54199	All oth prof, scientific & technical services	1 001	5 326	29 123	352	316	21	10	3	1	—	1	—	—
541990	All oth prof, scientific & technical services	1 001	5 326	29 123	352	316	21	10	3	1	—	1	—	—
<b>55</b>	<b>Management of companies &amp; enterprises</b>	<b>15 618</b>	<b>298 640</b>	<b>1 100 574</b>	<b>285</b>	<b>103</b>	<b>40</b>	<b>39</b>	<b>48</b>	<b>25</b>	<b>19</b>	<b>6</b>	<b>2</b>	<b>3</b>
551	Management of companies & enterprises	15 618	298 640	1 100 574	285	103	40	39	48	25	19	6	2	3
5511	Management of companies & enterprises	15 618	298 640	1 100 574	285	103	40	39	48	25	19	6	2	3
55111	Management of companies & enterprises	15 618	298 640	1 100 574	285	103	40	39	48	25	19	6	2	3
551112	Offices of other holding companies	1 352	45 649	141 996	80	48	7	7	11	4	2	1	—	—
551114	Corp, subsidiary & regional managing offices	14 228	252 412	955 697	196	48	32	32	36	21	17	5	2	3
<b>56</b>	<b>Admin, support, waste mgt, remediation services</b>	<b>81 590</b>	<b>544 144</b>	<b>2 219 742</b>	<b>3 335</b>	<b>2 139</b>	<b>437</b>	<b>298</b>	<b>227</b>	<b>103</b>	<b>75</b>	<b>36</b>	<b>14</b>	<b>6</b>
561	Administrative & support services	79 969	530 018	2 160 960	3 267	2 112	430	285	211	100	75	34	14	6
5611	Office administrative services	5 325	47 088	201 029	389	240	73	31	27	9	6	2	1	—
56111	Office administrative services	5 325	47 088	201 029	389	240	73	31	27	9	6	2	1	—
561110	Office administrative services	5 325	47 088	201 029	389	240	73	31	27	9	6	2	1	—
5612	Facilities support services	595	6 778	25 873	19	9	1	4	2	1	2	—	—	—
56121	Facilities support services	595	6 778	25 873	19	9	1	4	2	1	2	—	—	—
561210	Facilities support services	595	6 778	25 873	19	9	1	4	2	1	2	—	—	—
5613	Employment services	25 102	145 961	641 108	259	91	14	30	39	35	34	10	3	3
56131	Employment placement agencies	1 014	6 161	31 166	66	40	5	7	8	3	3	—	—	—
561310	Employment placement agencies	1 014	6 161	31 166	66	40	5	7	8	3	3	—	—	—
56132	Temporary help services	11 791	53 247	219 364	155	43	5	19	26	25	26	8	3	—
561320	Temporary help services	11 791	53 247	219 364	155	43	5	19	26	25	26	8	3	—
56133	Employee leasing services	12 297	86 553	390 578	38	8	4	4	5	7	5	2	—	3
561330	Employee leasing services	12 297	86 553	390 578	38	8	4	4	5	7	5	2	—	3
5614	Business support services	7 394	45 947	175 523	387	262	57	34	20	6	3	1	2	2
56141	Document preparation services	398	2 259	8 777	85	73	5	6	—	—	1	—	—	—
561410	Document preparation services	398	2 259	8 777	85	73	5	6	—	—	1	—	—	—
56142	Telephone call centers	5 057	24 405	103 578	55	26	9	5	9	1	1	—	2	2
56143	Business service centers	1 100	12 114	34 448	110	66	25	11	4	3	—	1	—	—
561431	Private mail centers	130	567	2 326	50	44	6	—	—	—	—	—	—	—
561439	Oth business service centers (incl copy shops)	970	11 547	32 122	60	22	19	11	4	3	—	1	—	—
56144	Collection agencies	364	2 995	12 100	38	20	6	6	4	2	—	—	—	—
561440	Collection agencies	364	2 995	12 100	38	20	6	6	4	2	—	—	—	—
56149	Other business support services	417	3 698	14 720	88	70	11	3	3	—	1	—	—	—
561492	Court reporting & stenotype services	143	1 323	5 808	52	44	5	2	1	—	—	—	—	—
561499	All other business support services	253	2 239	8 368	29	21	4	1	2	—	1	—	—	—
5615	Travel arrangement & reservation services	15 614	172 831	660 484	552	386	79	47	22	9	3	3	2	1
56151	Travel agencies	3 433	30 616	117 701	413	303	61	30	11	5	—	2	1	—
561510	Travel agencies	3 433	30 616	117 701	413	303	61	30	11	5	—	2	1	—
56152	Tour operators	487	3 357	13 721	77	52	10	10	4	1	—	—	—	—
561520	Tour operators	487	3 357	13 721	77	52	10	10	4	1	—	—	—	—
56159	Oth travel arrangement & reservation services	11 694	138 858	529 062	62	31	8	7	7	3	3	1	1	1
561591	Convention and visitors bureaus	181	1 135	4 509	7	5	1	—	—	—	1	—	—	—
561599	All oth travel arrange & reservation services	11 513	137 723	524 553	55	26	7	7	7	3	2	1	1	1
5616	Investigation & security services	12 324	58 204	238 671	392	225	53	41	27	15	15	13	3	—
56161	Investigation, guard & armored car services	11 347	50 839	209 811	252	127	37	27	18	13	14	13	3	—
561611	Investigation services	410	2 312	12 228	83	60	11	9	2	1	—	—	—	—
561612	Security guards & patrol services	10 399	45 100	183 356	162	65	26	17	15	10	14	12	3	—
561613	Armored car services	538	3 427	14 227	7	2	—	1	1	2	1	—	—	—
56162	Security systems services	977	7 365	28 860	140	98	16	14	9	2	—	—	—	—
561621	Security systems services (except locksmiths)	768	6 197	23 458	83	51	12	10	7	2	1	—	—	—
561622	Locksmiths	209	1 168	5 402	57	47	4	4	2	—	—	—	—	—
5617	Services to buildings & dwellings	9 830	38 145	156 906	993	708	118	73	62	19	8	3	2	—
56171	Exterminating & pest control services	925	5 257	21 920	131	87	15	15	13	1	—	—	—	—
561710	Exterminating & pest control services	925	5 257	21 920	131	87	15	15	13	1	—	—	—	—
56172	Janitorial services	5 609	16 674	64 211	338	223	42	23	28	12	6	2	2	—
561720	Janitorial services	5 609	16 674	64 211	338	223	42	23	28	12	6	2	2	—
56173	Landscaping services	2 642	12 617	55 994	373	284	36	28	17	5	2	1	—	—
561730	Landscaping services	2 642	12 617	55 994	373	284	36	28	17	5	2	1	—	—

See footnotes at end of table.

**Table 6. Counties—Employees, Payroll, and Establishments by Industry: 2003—Con.**

[Excludes most government employees, railroad employees, and self-employed persons. Size class 1 to 4 includes establishments with payroll, but no employees, during mid-March pay period. (D) denotes figures withheld to avoid disclosing data for individual companies; the data are included in broader industry totals. Detailed industries with 100 or more employees are shown if industry was not a (D). For explanation of terms, abbreviations, and data reliability/comparability, see introductory text]

NAICS code	Industry	Number of employees for week including March 12	Payroll (\$1,000)		Total number of establishments	Number of establishments by employment-size class									
			First quarter	Annual		1 to 4	5 to 9	10 to 19	20 to 49	50 to 99	100 to 249	250 to 499	500 to 999	1,000 or more	
<b>MIAMI-DADE—Con.</b>															
<b>56</b>	<b>Admin, support, waste mgt, remediation services—Con.</b>														
561	Administrative & support services—Con.														
5617	Services to buildings & dwellings—Con.														
56174	Carpet & upholstery cleaning services	165	684	2 853	48	40	5	2	1	—	—	—	—	—	
561740	Carpet & upholstery cleaning services	165	684	2 853	48	40	5	2	1	—	—	—	—	—	
56179	Other services to buildings & dwellings	489	2 913	11 928	103	74	20	5	3	1	—	—	—	—	
561790	Other services to buildings & dwellings	489	2 913	11 928	103	74	20	5	3	1	—	—	—	—	
5619	Other support services	3 785	15 064	61 366	276	191	35	25	12	6	4	2	1	—	
56191	Packaging & labeling services	183	628	3 180	18	11	3	2	1	1	—	—	—	—	
561910	Packaging & labeling services	183	628	3 180	18	11	3	2	1	1	—	—	—	—	
56192	Convention & trade show organizers	2 127	6 337	23 359	62	41	9	4	3	—	2	2	1	—	
561920	Convention & trade show organizers	2 127	6 337	23 359	62	41	9	4	3	—	2	2	1	—	
56199	All other support services	1 475	8 099	34 827	196	139	23	19	8	5	2	—	—	—	
561990	All other support services	1 475	8 099	34 827	196	139	23	19	8	5	2	—	—	—	
562	Waste management & remediation services	1 621	14 126	58 782	68	27	7	13	16	3	—	2	—	—	
5621	Waste collection	1 002	9 554	39 404	29	9	4	8	5	1	—	2	—	—	
56211	Waste collection	1 002	9 554	39 404	29	9	4	8	5	1	—	2	—	—	
5622	Waste treatment & disposal	166	1 832	7 004	11	6	1	—	3	1	—	—	—	—	
56221	Waste treatment & disposal	166	1 832	7 004	11	6	1	—	3	1	—	—	—	—	
5629	Remediation & oth waste management services	453	2 740	12 374	28	12	2	5	8	1	—	—	—	—	
56291	Remediation services	221	1 286	6 534	7	1	—	1	4	1	—	—	—	—	
562910	Remediation services	221	1 286	6 534	7	1	—	1	4	1	—	—	—	—	
56299	All other waste management services	136	881	3 461	15	10	—	3	2	—	—	—	—	—	
<b>61</b>	<b>Educational services</b>	<b>26 133</b>	<b>220 891</b>	<b>934 501</b>	<b>678</b>	<b>365</b>	<b>70</b>	<b>68</b>	<b>100</b>	<b>47</b>	<b>19</b>	<b>4</b>	<b>2</b>	<b>3</b>	
611	Educational services	26 133	220 891	934 501	678	365	70	68	100	47	19	4	2	3	
6111	Elementary & secondary schools	6 619	43 711	171 706	152	22	13	24	53	24	14	2	—	—	
61111	Elementary & secondary schools	6 619	43 711	171 706	152	22	13	24	53	24	14	2	—	—	
611110	Elementary & secondary schools	6 619	43 711	171 706	152	22	13	24	53	24	14	2	—	—	
6112	Junior colleges	277	1 363	6 746	11	3	2	1	3	2	—	—	—	—	
61121	Junior colleges	277	1 363	6 746	11	3	2	1	3	2	—	—	—	—	
611210	Junior colleges	277	1 363	6 746	11	3	2	1	3	2	—	—	—	—	
6113	Colleges, universities & professional schools	15 047	147 457	618 453	24	7	3	—	1	3	3	2	2	3	
61131	Colleges, universities & professional schools	15 047	147 457	618 453	24	7	3	—	1	3	3	2	2	3	
611310	Colleges, universities & professional schools	15 047	147 457	618 453	24	7	3	—	1	3	3	2	2	3	
6114	Business schools & computer & mgt training	713	5 177	24 217	57	35	5	7	4	5	1	—	—	—	
61142	Computer training	458	2 913	12 271	24	13	2	3	1	4	1	—	—	—	
611420	Computer training	458	2 913	12 271	24	13	2	3	1	4	1	—	—	—	
61143	Professional, management development training	192	1 930	10 335	28	19	3	4	1	1	—	—	—	—	
611430	Professional, management development training	192	1 930	10 335	28	19	3	4	1	1	—	—	—	—	
6115	Technical & trade schools	1 506	12 846	64 871	80	38	6	12	14	10	—	—	—	—	
61151	Technical & trade schools	1 506	12 846	64 871	80	38	6	12	14	10	—	—	—	—	
611511	Cosmetology & barber schools	174	1 030	4 008	12	6	—	4	1	1	—	—	—	—	
611512	Flight training	289	4 994	17 943	19	12	—	3	1	3	—	—	—	—	
611519	Other technical & trade schools	990	6 561	41 735	40	14	5	4	11	6	—	—	—	—	
6116	Other schools & instruction	1 722	8 998	42 731	297	213	37	21	22	3	1	—	—	—	
61161	Fine arts schools	481	3 395	18 684	78	54	16	5	1	1	1	—	—	—	
611610	Fine arts schools	481	3 395	18 684	78	54	16	5	1	1	1	—	—	—	
61162	Sports & recreation instruction	260	1 060	4 805	89	71	11	5	2	—	—	—	—	—	
611620	Sports & recreation instruction	260	1 060	4 805	89	71	11	5	2	—	—	—	—	—	
61163	Language schools	217	961	3 845	21	12	—	5	3	1	—	—	—	—	
611630	Language schools	217	961	3 845	21	12	—	5	3	1	—	—	—	—	
61169	All other schools & instruction	764	3 582	15 397	109	76	10	6	16	1	—	—	—	—	
611691	Exam preparation & tutoring	525	2 150	9 318	69	47	4	6	11	1	—	—	—	—	
611692	Automobile driving schools	114	527	2 095	25	18	5	—	2	—	—	—	—	—	
611699	All other miscellaneous schools & instruction	125	905	3 984	15	11	1	—	3	—	—	—	—	—	
6117	Educational support services	249	1 339	5 777	57	47	4	3	3	—	—	—	—	—	
61171	Educational support services	249	1 339	5 777	57	47	4	3	3	—	—	—	—	—	
611710	Educational support services	249	1 339	5 777	57	47	4	3	3	—	—	—	—	—	
<b>62</b>	<b>Health care and social assistance</b>	<b>102 000</b>	<b>824 021</b>	<b>3 468 423</b>	<b>7 267</b>	<b>4 297</b>	<b>1 574</b>	<b>774</b>	<b>391</b>	<b>96</b>	<b>84</b>	<b>26</b>	<b>14</b>	<b>11</b>	
621	Ambulatory health care services	40 675	350 545	1 585 879	5 906	3 734	1 306	547	231	54	25	6	3	—	
6211	Offices of physicians	16 214	180 762	857 052	3 041	1 923	693	304	105	11	4	1	—	—	
62111	Offices of physicians	16 214	180 762	857 052	3 041	1 923	693	304	105	11	4	1	—	—	
621111	Offices of physicians (exc mental health)	15 518	174 274	823 802	2 846	1 759	672	298	103	10	3	1	—	—	
621112	Offices of physicians, mental health	696	6 488	33 250	195	164	21	6	2	1	1	—	—	—	
6212	Offices of dentists	5 322	36 666	167 326	1 020	548	348	102	19	3	—	—	—	—	
62121	Offices of dentists	5 322	36 666	167 326	1 020	548	348	102	19	3	—	—	—	—	
621210	Offices of dentists	5 322	36 666	167 326	1 020	548	348	102	19	3	—	—	—	—	
6213	Offices of other health practitioners	3 688	24 758	113 169	1 037	819	140	56	18	3	1	—	—	—	
62131	Offices of chiropractors	788	4 295	18 922	209	158	32	13	6	—	—	—	—	—	
621310	Offices of chiropractors	788	4 295	18 922	209	158	32	13	6	—	—	—	—	—	
62132	Offices of optometrists	470	2 584	11 808	146	118	23	4	—	1	—	—	—	—	
621320	Offices of optometrists	470	2 584	11 808	146	118	23	4	—	1	—	—	—	—	
62133	Offices of other mental health practitioners	589	3 472	15 179	161	143	11	3	2	1	1	—	—	—	
621330	Offices of other mental health practitioners	589	3 472	15 179	161	143	11	3	2	1	1	—	—	—	
62134	Offices of PT, OT, speech therapy & audiology	1 016	8 698	42 090	250	181	37	23	8	1	—	—	—	—	
621340	Offices of PT, OT, speech therapy & audiology	1 016	8 698	42 090	250	181	37	23	8	1	—	—	—	—	
62139	Offices of all other health practitioners	825	5 709	25 170	271	219	37	13	2	—	—	—	—	—	
621391	Offices of podiatrists	366	2 669	11 943	92	63	23	6	—	—	—	—	—	—	
621399	Offices of all other misc health practitioners	459	3 040	13 227	179	156	14	7	2	—	—	—	—	—	

See footnotes at end of table.



**Table 6. Counties—Employees, Payroll, and Establishments by Industry: 2003—Con.**

[Excludes most government employees, railroad employees, and self-employed persons. Size class 1 to 4 includes establishments with payroll, but no employees, during mid-March pay period. (D) denotes figures withheld to avoid disclosing data for individual companies; the data are included in broader industry totals. Detailed industries with 100 or more employees are shown if industry was not a (D). For explanation of terms, abbreviations, and data reliability/comparability, see introductory text]

NAICS code	Industry	Number of employees for week including March 12	Payroll (\$1,000)		Total number of establishments	Number of establishments by employment-size class								
			First quarter	Annual		1 to 4	5 to 9	10 to 19	20 to 49	50 to 99	100 to 249	250 to 499	500 to 999	1,000 or more
<b>MIAMI-DADE—Con.</b>														
<b>62</b>	<b>Health care and social assistance—Con.</b>													
621	Ambulatory health care services—Con.													
6214	Outpatient care centers	5 152	40 825	164 397	291	141	54	34	41	13	6	2	—	—
62142	Outpatient mental health, substance abuse ctrs	1 383	9 984	40 272	66	27	13	4	13	8	1	—	—	—
621420	Outpatient mental health, substance abuse ctrs	1 383	9 984	40 272	66	27	13	4	13	8	1	—	—	—
62149	Other outpatient care centers	3 694	30 329	121 865	215	110	39	26	28	5	2	—	—	—
621492	Kidney dialysis centers	684	6 086	20 481	27	2	1	6	17	1	—	—	—	—
621493	Freestanding ambulatory surgery, emergency ctr	327	3 464	14 023	36	18	6	7	4	1	—	—	—	—
621498	All other outpatient care centers	2 673	20 710	86 802	147	86	31	13	7	3	5	2	—	—
6215	Medical & diagnostic laboratories	3 342	29 804	126 138	190	117	32	23	11	4	1	—	2	—
62151	Medical & diagnostic laboratories	3 342	29 804	126 138	190	117	32	23	11	4	1	—	2	—
621511	Medical laboratories	641	6 853	32 873	58	27	14	8	6	3	—	—	—	—
621512	Diagnostic imaging centers	2 701	22 951	93 265	132	90	18	15	5	1	1	—	2	—
6216	Home health care services	6 118	30 894	130 176	268	155	27	19	33	19	12	2	1	—
62161	Home health care services	6 118	30 894	130 176	268	155	27	19	33	19	12	2	1	—
621610	Home health care services	6 118	30 894	130 176	268	155	27	19	33	19	12	2	1	—
6219	Other ambulatory health care services	839	6 836	27 621	59	31	12	9	4	1	1	—	—	—
62191	Ambulance services	357	2 914	10 574	11	5	1	2	2	—	—	—	—	—
621910	Ambulance services	357	2 914	10 574	11	5	1	2	2	—	—	—	—	—
62199	All other ambulatory health care services	482	3 922	17 047	48	26	11	7	2	1	1	—	—	—
621991	Blood & organ banks	239	1 542	7 006	15	7	5	1	1	—	1	—	—	—
621999	All oth misc ambulatory health care services	243	2 380	10 041	33	19	6	6	1	1	—	—	—	—
622	Hospitals	32 681	329 218	1 276 378	41	11	1	—	2	—	2	4	11	10
6221	General medical & surgical hospitals	30 297	313 851	1 217 010	27	2	1	—	1	—	—	3	11	9
62211	General medical & surgical hospitals	30 297	313 851	1 217 010	27	2	1	—	1	—	—	3	11	9
622110	General medical & surgical hospitals	30 297	313 851	1 217 010	27	2	1	—	1	—	—	3	11	9
6222	Psychiatric & substance abuse hospitals	(G)	(D)	(D)	3	1	—	—	—	—	1	—	—	1
62221	Psychiatric & substance abuse hospitals	(G)	(D)	(D)	3	1	—	—	—	—	1	—	—	1
6223	Other specialty hospitals	(F)	(D)	(D)	11	8	—	—	1	—	1	1	—	—
62231	Other specialty hospitals	(F)	(D)	(D)	11	8	—	—	1	—	1	1	—	—
623	Nursing & residential care facilities	15 329	83 842	344 093	390	157	71	54	33	23	39	12	—	1
6231	Nursing care facilities	10 156	60 272	246 970	100	29	5	6	7	11	33	8	—	1
62311	Nursing care facilities	10 156	60 272	246 970	100	29	5	6	7	11	33	8	—	1
623110	Nursing care facilities	10 156	60 272	246 970	100	29	5	6	7	11	33	8	—	1
6232	Residential mental retardation, health facil	2 938	13 853	58 360	120	24	37	33	15	6	2	3	—	—
62321	Residential mental retardation facilities	1 990	8 160	35 102	81	15	29	23	8	3	—	3	—	—
623210	Residential mental retardation facilities	1 990	8 160	35 102	81	15	29	23	8	3	—	3	—	—
62322	Residential mental health, subst abuse facil	948	5 693	23 258	39	9	8	10	7	3	2	—	—	—
623220	Residential mental health, subst abuse facil	948	5 693	23 258	39	9	8	10	7	3	2	—	—	—
6233	Community care facilities for the elderly	1 558	5 657	22 163	146	96	25	13	6	2	4	—	—	—
62331	Community care facilities for the elderly	1 558	5 657	22 163	146	96	25	13	6	2	4	—	—	—
623311	Continuing care retirement communities	487	1 863	7 299	23	14	2	3	2	1	1	—	—	—
623312	Homes for the elderly	1 071	3 794	14 864	123	82	23	10	4	1	3	—	—	—
6239	Other residential care facilities	677	4 060	16 600	24	8	4	2	5	4	—	1	—	—
62399	Other residential care facilities	677	4 060	16 600	24	8	4	2	5	4	—	1	—	—
623990	Other residential care facilities	677	4 060	16 600	24	8	4	2	5	4	—	1	—	—
624	Social assistance	13 315	60 416	262 073	930	395	196	173	125	19	18	4	—	—
6241	Individual & family services	4 243	23 823	103 886	282	151	49	30	33	9	9	1	—	—
62411	Child & youth services	1 025	5 374	22 071	57	29	13	5	6	2	1	1	—	—
624110	Child & youth services	1 025	5 374	22 071	57	29	13	5	6	2	1	1	—	—
62412	Services for elderly & disabled persons	970	4 628	19 129	71	34	11	10	13	—	3	—	—	—
624120	Services for elderly & disabled persons	970	4 628	19 129	71	34	11	10	13	—	3	—	—	—
62419	Other individual & family services	2 248	13 821	62 686	154	88	25	15	14	7	5	—	—	—
624190	Other individual & family services	2 248	13 821	62 686	154	88	25	15	14	7	5	—	—	—
6242	Community, emergency & other relief services	783	5 159	21 555	50	22	10	7	7	2	2	—	—	—
62422	Community housing services	524	3 547	15 098	25	7	9	3	3	1	2	—	—	—
624221	Temporary shelters	339	2 063	8 865	10	3	2	1	—	—	2	—	—	—
624229	Other community housing services	185	1 484	6 233	15	4	7	1	2	1	—	—	—	—
62423	Emergency & other relief services	175	1 129	4 599	13	8	—	1	3	1	—	—	—	—
624230	Emergency & other relief services	175	1 129	4 599	13	8	—	1	3	1	—	—	—	—
6243	Vocational rehabilitation services	1 875	9 524	43 948	47	19	9	4	7	1	5	2	—	—
62431	Vocational rehabilitation services	1 875	9 524	43 948	47	19	9	4	7	1	5	2	—	—
624310	Vocational rehabilitation services	1 875	9 524	43 948	47	19	9	4	7	1	5	2	—	—
6244	Child day care services	6 414	21 910	92 684	551	203	128	132	78	7	2	1	—	—
62441	Child day care services	6 414	21 910	92 684	551	203	128	132	78	7	2	1	—	—
624410	Child day care services	6 414	21 910	92 684	551	203	128	132	78	7	2	1	—	—
<b>71</b>	<b>Arts, entertainment &amp; recreation</b>	<b>10 443</b>	<b>66 733</b>	<b>362 921</b>	<b>802</b>	<b>545</b>	<b>98</b>	<b>68</b>	<b>48</b>	<b>21</b>	<b>15</b>	<b>5</b>	<b>2</b>	<b>—</b>
711	Performing arts, spectator sports & related industries	4 766	40 298	251 470	408	331	35	16	12	2	7	3	2	—
7111	Performing arts companies	986	5 563	22 410	89	68	11	2	3	2	3	—	—	—
71111	Theater companies & dinner theaters	585	3 108	9 525	19	11	3	—	2	1	2	—	—	—
711110	Theater companies & dinner theaters	585	3 108	9 525	19	11	3	—	2	1	2	—	—	—
71112	Dance companies	(C)	(D)	(D)	7	4	1	—	1	—	—	—	—	—
71113	Musical groups & artists	181	1 111	7 271	56	48	5	1	1	—	—	—	—	—
711130	Musical groups & artists	181	1 111	7 271	56	48	5	1	1	—	—	—	—	—
7112	Spectator sports	1 584	23 951	181 384	52	31	7	8	1	—	3	1	1	—
71121	Spectator sports	1 584	23 951	181 384	52	31	7	8	1	—	3	1	1	—
711212	Racetracks	861	2 960	15 796	5	1	—	1	1	—	1	—	1	—

See footnotes at end of table.

**Table 6. Counties—Employees, Payroll, and Establishments by Industry: 2003—Con.**

[Excludes most government employees, railroad employees, and self-employed persons. Size class 1 to 4 includes establishments with payroll, but no employees, during mid-March pay period. (D) denotes figures withheld to avoid disclosing data for individual companies; the data are included in broader industry totals. Detailed industries with 100 or more employees are shown if industry was not a (D). For explanation of terms, abbreviations, and data reliability/comparability, see introductory text]

NAICS code	Industry	Number of employees for week including March 12	Payroll (\$1,000)		Total number of establishments	Number of establishments by employment-size class											
			First quarter	Annual		1 to 4	5 to 9	10 to 19	20 to 49	50 to 99	100 to 249	250 to 499	500 to 999	1,000 or more			
<b>71</b>	<b>MIAMI-DADE—Con.</b>																
	<b>Arts, entertainment &amp; recreation—Con.</b>																
711	Performing arts, spectator sports & related industries—Con.																
7113	Promoters of entertainment events	1 827	7 782	30 841	57	38	7	3	5	—	1	2	1	—	—	—	—
71131	Promoters of entertainment events with facility	1 460	4 360	17 542	19	11	1	2	2	—	—	2	1	—	—	—	—
711310	Promoters of entertainment events with facility	1 460	4 360	17 542	19	11	1	2	2	—	—	2	1	—	—	—	—
71132	Promoters of entertainment events without facility	367	3 422	13 299	38	27	6	1	3	—	1	—	—	—	—	—	—
711320	Promoters of entertainment events without facility	367	3 422	13 299	38	27	6	1	3	—	1	—	—	—	—	—	—
7114	Agents, managers for artists & other public figures	101	888	4 858	50	45	3	1	1	—	—	—	—	—	—	—	—
71141	Agents, managers for artists & other public figures	101	888	4 858	50	45	3	1	1	—	—	—	—	—	—	—	—
711410	Agents, managers for artists & other public figures	101	888	4 858	50	45	3	1	1	—	—	—	—	—	—	—	—
7115	Independent artists, writers & performers	268	2 114	11 977	160	149	7	2	2	—	—	—	—	—	—	—	—
71151	Independent artists, writers & performers	268	2 114	11 977	160	149	7	2	2	—	—	—	—	—	—	—	—
711510	Independent artists, writers & performers	268	2 114	11 977	160	149	7	2	2	—	—	—	—	—	—	—	—
712	Museums, historical sites & like institutions	848	5 930	24 168	40	20	4	8	3	3	2	—	—	—	—	—	—
7121	Museums, historical sites & like institutions	848	5 930	24 168	40	20	4	8	3	3	2	—	—	—	—	—	—
71211	Museums	285	1 830	7 495	25	16	2	3	2	2	—	—	—	—	—	—	—
712110	Museums	285	1 830	7 495	25	16	2	3	2	2	—	—	—	—	—	—	—
71212	Historical sites (C)	(D)	(D)	(D)	3	—	1	1	—	—	1	—	—	—	—	—	—
71213	Zoos & botanical gardens	358	2 099	8 200	9	3	1	2	1	1	1	—	—	—	—	—	—
712130	Zoos & botanical gardens	358	2 099	8 200	9	3	1	2	1	1	1	—	—	—	—	—	—
713	Amusement, gambling & recreation industries	4 829	20 505	87 283	354	194	59	44	33	16	6	2	—	—	—	—	—
7131	Amusement parks & arcades	152	662	4 442	13	7	3	1	1	1	—	—	—	—	—	—	—
71312	Amusement arcades (C)	(D)	(D)	(D)	10	6	2	1	—	1	—	—	—	—	—	—	—
7132	Gambling industries	581	3 410	12 523	9	5	—	—	—	—	—	2	1	—	—	—	—
71321	Casinos (except hotel casinos)	(E)	(D)	(D)	3	—	—	—	—	—	—	2	—	—	—	—	—
71329	Other gambling industries (E)	(D)	(D)	(D)	6	5	—	—	—	—	—	—	1	—	—	—	—
7139	Other amusement & recreation industries	4 096	16 433	70 318	332	182	56	42	32	15	4	1	—	—	—	—	—
71391	Golf courses & country clubs	1 140	5 303	21 020	16	3	—	—	7	3	2	1	—	—	—	—	—
713910	Golf courses & country clubs	1 140	5 303	21 020	16	3	—	—	7	3	2	1	—	—	—	—	—
71393	Marinas	239	1 536	7 603	39	24	6	7	1	1	—	—	—	—	—	—	—
713930	Marinas	239	1 536	7 603	39	24	6	7	1	1	—	—	—	—	—	—	—
71394	Fitness & recreational sports centers	2 155	7 500	31 364	182	90	33	28	21	8	2	—	—	—	—	—	—
713940	Fitness & recreational sports centers	2 155	7 500	31 364	182	90	33	28	21	8	2	—	—	—	—	—	—
71395	Bowling centers	127	365	1 721	4	1	—	—	2	1	—	—	—	—	—	—	—
713950	Bowling centers	127	365	1 721	4	1	—	—	2	1	—	—	—	—	—	—	—
71399	All other amusement & recreation industries	435	1 729	8 610	91	64	17	7	1	2	—	—	—	—	—	—	—
713990	All other amusement & recreation industries	435	1 729	8 610	91	64	17	7	1	2	—	—	—	—	—	—	—
<b>72</b>	<b>Accommodation &amp; food services</b>	<b>85 162</b>	<b>330 427</b>	<b>1 288 053</b>	<b>4 025</b>	<b>1 593</b>	<b>652</b>	<b>656</b>	<b>754</b>	<b>250</b>	<b>87</b>	<b>24</b>	<b>8</b>	<b>1</b>			
721	Accommodation	24 308	123 011	464 359	406	134	51	53	73	38	32	16	8	1			
7211	Traveler accommodation	24 228	122 798	463 372	385	116	49	53	72	38	32	16	8	1			
72111	Hotels (exc casino hotels) & motels	24 179	122 653	462 803	375	108	49	52	71	38	32	16	8	1			
721110	Hotels (exc casino hotels) & motels	24 179	122 653	462 803	375	108	49	52	71	38	32	16	8	1			
722	Food services & drinking places	60 854	207 416	823 694	3 619	1 459	601	603	681	212	55	8	—	—			
7221	Full-service restaurants	30 385	114 207	443 587	1 510	583	255	248	235	144	42	3	—	—			
72211	Full-service restaurants	30 385	114 207	443 587	1 510	583	255	248	235	144	42	3	—	—			
722110	Full-service restaurants	30 385	114 207	443 587	1 510	583	255	248	235	144	42	3	—	—			
7222	Limited-service eating places	23 533	66 507	275 286	1 708	692	272	296	397	44	6	1	—	—			
72221	Limited-service eating places	23 533	66 507	275 286	1 708	692	272	296	397	44	6	1	—	—			
722211	Limited-service restaurants	20 412	58 215	242 425	1 265	446	173	230	369	41	5	1	—	—			
722212	Cafeterias	1 259	3 488	13 011	217	158	35	13	8	2	1	—	—	—			
722213	Snack & nonalcoholic beverage bars	1 862	4 804	19 850	226	88	64	53	20	1	—	—	—	—			
7223	Special food services	4 712	19 555	75 825	246	109	45	36	31	17	5	3	—	—			
72231	Food service contractors	3 418	15 421	59 245	125	39	31	21	13	15	3	3	—	—			
722310	Food service contractors	3 418	15 421	59 245	125	39	31	21	13	15	3	3	—	—			
72232	Caterers	1 153	3 750	15 188	97	54	12	11	16	2	2	—	—	—			
722320	Caterers	1 153	3 750	15 188	97	54	12	11	16	2	2	—	—	—			
72233	Mobile food services	141	384	1 392	24	16	2	4	2	—	—	—	—	—			
722330	Mobile food services	141	384	1 392	24	16	2	4	2	—	—	—	—	—			
7224	Drinking places (alcoholic beverages)	2 224	7 147	28 996	155	75	29	23	18	7	2	1	—	—			
72241	Drinking places (alcoholic beverages)	2 224	7 147	28 996	155	75	29	23	18	7	2	1	—	—			
722410	Drinking places (alcoholic beverages)	2 224	7 147	28 996	155	75	29	23	18	7	2	1	—	—			
<b>81</b>	<b>Other services (except public administration)</b>	<b>36 476</b>	<b>186 215</b>	<b>767 631</b>	<b>5 864</b>	<b>4 124</b>	<b>892</b>	<b>508</b>	<b>238</b>	<b>72</b>	<b>27</b>	<b>2</b>	<b>1</b>	<b>—</b>			
811	Repair & maintenance	8 689	55 453	229 279	2 007	1 533	288	118	53	11	4	—	—	—			
8111	Automotive repair & maintenance	5 420	31 398	129 537	1 338	1 012	210	81	28	6	1	—	—	—			
81111	Automotive mechanical & electrical R&M	2 823	17 302	70 380	828	670	118	29	6	4	1	—	—	—			
811111	General automotive repair	2 250	14 412	58 383	661	533	102	19	2	4	1	—	—	—			
811113	Automotive transmission repair	229	1 141	4 551	61	47	7	6	1	—	—	—	—	—			
811118	Other automotive mechanical & electrical R&M	271	1 421	6 150	88	75	7	4	2	—	—	—	—	—			
81112	Automotive body, paint, interior & glass repair	1 515	9 269	38 832	355	251	62	30	12	—	—	—	—	—			
811121	Automotive body, paint & interior R&M	1 293	7 967	33 322	303	211	54	29	9	—	—	—	—	—			
811122	Automotive glass replacement shops	222	1 302	5 510	52	40	8	1	3	—	—	—	—	—			
81119	Other automotive R&M	1 082	4 827	20 325	155	91	30	22	10	2	—	—	—	—			
811191	Automotive oil change & lubrication shops	294	1 287	5 761	40	11	18	11	—	—	—	—	—	—			
811192	Car washes	712	3 186	12 895	76	46	8	10	10	2	—	—	—	—			

See footnotes at end of table.

**Table 6. Counties—Employees, Payroll, and Establishments by Industry: 2003—Con.**

[Excludes most government employees, railroad employees, and self-employed persons. Size class 1 to 4 includes establishments with payroll, but no employees, during mid-March pay period. (D) denotes figures withheld to avoid disclosing data for individual companies; the data are included in broader industry totals. Detailed industries with 100 or more employees are shown if industry was not a (D). For explanation of terms, abbreviations, and data reliability/comparability, see introductory text]

NAICS code	Industry	Number of employees for week including March 12	Payroll (\$1,000)		Total number of establishments	Number of establishments by employment-size class										
			First quarter	Annual		1 to 4	5 to 9	10 to 19	20 to 49	50 to 99	100 to 249	250 to 499	500 to 999	1,000 or more		
<b>81</b>	<b>MIAMI-DADE—Con.</b>															
	<b>Other services (except public administration)—Con.</b>															
811	Repair & maintenance—Con.															
8112	Electronic & precision equipment R&M .....	796	6 246	28 769	157	128	10	13	5	—	1	—	—	—	—	—
81121	Electronic & precision equipment R&M .....	796	6 246	28 769	157	128	10	13	5	—	1	—	—	—	—	—
811212	Computer & office machine R&M .....	154	1 017	4 685	63	56	3	3	1	—	—	—	—	—	—	—
811213	Communication equipment R&M .....	134	882	3 530	14	6	2	4	2	—	—	—	—	—	—	—
811219	Other electronic & precision equipment R&M .....	413	3 720	18 120	41	30	5	3	2	—	1	—	—	—	—	—
8113	Commercial equipment (exc auto & elec) R&M .....	1 366	10 920	43 359	221	142	44	16	15	4	—	—	—	—	—	—
81131	Commercial equipment (exc auto & elec) R&M .....	1 366	10 920	43 359	221	142	44	16	15	4	—	—	—	—	—	—
811310	Commercial equipment (exc auto & elec) R&M .....	1 366	10 920	43 359	221	142	44	16	15	4	—	—	—	—	—	—
8114	Personal & household goods R&M .....	1 107	6 889	27 614	291	251	24	8	5	1	2	—	—	—	—	—
81141	Home, garden equipment & appliance R&M .....	471	3 062	11 648	79	69	6	1	1	—	2	—	—	—	—	—
811412	Appliance repair & maintenance .....	444	2 930	11 074	68	58	6	1	1	—	2	—	—	—	—	—
81142	Reupholstery & furniture repair .....	152	799	3 003	46	38	5	2	1	—	—	—	—	—	—	—
811420	Reupholstery & furniture repair .....	152	799	3 003	46	38	5	2	1	—	—	—	—	—	—	—
81149	Other personal & household goods R&M .....	462	2 945	12 592	149	127	13	5	3	1	—	—	—	—	—	—
811490	Other personal & household goods R&M .....	462	2 945	12 592	149	127	13	5	3	1	—	—	—	—	—	—
812	Personal & laundry services .....	12 592	49 384	204 284	2 142	1 506	330	207	68	21	9	—	1	—	—	—
8121	Personal care services .....	4 302	16 893	69 302	993	723	154	92	19	3	2	—	—	—	—	—
81211	Hair, nail & skin care services .....	3 739	14 387	59 673	907	655	141	90	18	3	—	—	—	—	—	—
812111	Barber shops .....	103	313	1 300	48	42	4	2	—	—	—	—	—	—	—	—
812112	Beauty salons .....	3 557	13 839	57 380	821	581	133	86	18	3	—	—	—	—	—	—
81219	Other personal care services .....	563	2 506	9 629	86	68	13	2	1	—	2	—	—	—	—	—
812191	Diet & weight reducing centers .....	409	2 020	6 962	24	13	9	—	—	—	2	—	—	—	—	—
812199	Other personal care services .....	154	486	2 667	62	55	4	2	1	—	—	—	—	—	—	—
8122	Death care services .....	989	6 831	28 362	80	24	16	25	14	1	—	—	—	—	—	—
81221	Funeral homes .....	603	3 958	15 902	61	22	12	21	6	—	—	—	—	—	—	—
812210	Funeral homes .....	603	3 958	15 902	61	22	12	21	6	—	—	—	—	—	—	—
81222	Cemeteries & crematories .....	386	2 873	12 460	19	2	4	4	8	1	—	—	—	—	—	—
812220	Cemeteries & crematories .....	386	2 873	12 460	19	2	4	4	8	1	—	—	—	—	—	—
8123	Drycleaning & laundry services .....	3 153	12 451	51 361	516	347	99	45	17	5	3	—	—	—	—	—
81231	Coin-operated laundries & drycleaners .....	572	1 514	6 336	182	144	26	10	2	—	—	—	—	—	—	—
812310	Coin-operated laundries & drycleaners .....	572	1 514	6 336	182	144	26	10	2	—	—	—	—	—	—	—
81232	Drycleaning & laundry services (exc coin-op) .....	1 936	7 432	31 003	312	195	68	32	12	4	1	—	—	—	—	—
812320	Drycleaning & laundry services (exc coin-op) .....	1 936	7 432	31 003	312	195	68	32	12	4	1	—	—	—	—	—
81233	Linen & uniform supply .....	645	3 505	14 022	22	8	5	3	3	1	2	—	—	—	—	—
812331	Linen supply .....	226	1 280	4 665	10	4	3	1	1	—	1	—	—	—	—	—
812332	Industrial launderers .....	419	2 225	9 357	12	4	2	2	1	1	—	—	—	—	—	—
8129	Other personal services .....	4 148	13 209	55 259	553	412	61	45	18	12	4	—	1	—	—	—
81291	Pet care (except veterinary) services .....	153	612	2 622	72	64	7	1	—	—	—	—	—	—	—	—
812910	Pet care (except veterinary) services .....	153	612	2 622	72	64	7	1	—	—	—	—	—	—	—	—
81292	Photofinishing .....	133	606	2 470	37	30	2	5	—	—	—	—	—	—	—	—
81293	Parking lots & garages .....	2 575	6 209	25 476	163	83	32	24	12	9	2	—	1	—	—	—
812930	Parking lots & garages .....	2 575	6 209	25 476	163	83	32	24	12	9	2	—	1	—	—	—
81299	All other personal services .....	1 287	5 782	24 691	281	235	20	15	6	3	2	—	—	—	—	—
812990	All other personal services .....	1 287	5 782	24 691	281	235	20	15	6	3	2	—	—	—	—	—
813	Religious, grantmaking, civic, prof & like organizations .....	15 195	81 378	334 068	1 715	1 085	274	183	117	40	14	2	—	—	—	—
8131	Religious organizations .....	7 786	34 083	138 175	648	347	117	87	63	25	8	1	—	—	—	—
81311	Religious organizations .....	7 786	34 083	138 175	648	347	117	87	63	25	8	1	—	—	—	—
813110	Religious organizations .....	7 786	34 083	138 175	648	347	117	87	63	25	8	1	—	—	—	—
8132	Grantmaking & giving services .....	744	8 587	34 130	118	85	15	12	3	2	1	—	—	—	—	—
81321	Grantmaking & giving services .....	744	8 587	34 130	118	85	15	12	3	2	1	—	—	—	—	—
813211	Grantmaking foundations .....	289	3 998	14 970	71	55	10	4	1	1	—	—	—	—	—	—
813212	Voluntary health organizations .....	207	2 015	8 402	27	15	4	6	2	—	—	—	—	—	—	—
813219	Other grantmaking & giving services .....	248	2 574	10 758	20	15	1	2	—	1	1	—	—	—	—	—
8133	Social advocacy organizations .....	438	3 736	16 265	82	58	12	7	5	—	—	—	—	—	—	—
81331	Social advocacy organizations .....	438	3 736	16 265	82	58	12	7	5	—	—	—	—	—	—	—
813312	Environment & wildlife organizations .....	105	726	3 357	20	15	2	1	2	—	—	—	—	—	—	—
813319	Other social advocacy organizations .....	234	2 181	9 272	41	29	4	6	2	—	—	—	—	—	—	—
8134	Civic & social organizations .....	611	2 964	12 216	105	73	13	11	7	1	—	—	—	—	—	—
81341	Civic & social organizations .....	611	2 964	12 216	105	73	13	11	7	1	—	—	—	—	—	—
813410	Civic & social organizations .....	611	2 964	12 216	105	73	13	11	7	1	—	—	—	—	—	—
8139	Business, labor, political, like organizations .....	5 616	32 008	133 282	762	522	117	66	39	12	5	1	—	—	—	—
81391	Business associations .....	427	3 743	15 273	93	71	11	8	2	1	—	—	—	—	—	—
813910	Business associations .....	427	3 743	15 273	93	71	11	8	2	1	—	—	—	—	—	—
81392	Professional organizations .....	261	2 645	11 950	56	41	13	1	—	—	1	—	—	—	—	—
813920	Professional organizations .....	261	2 645	11 950	56	41	13	1	—	—	1	—	—	—	—	—
81393	Labor unions & similar labor organizations .....	831	4 744	18 079	67	28	19	9	6	5	—	—	—	—	—	—
813930	Labor unions & similar labor organizations .....	831	4 744	18 079	67	28	19	9	6	5	—	—	—	—	—	—
81399	Oth similar organizations (exc business, prof, labor, pol) .....	4 043	20 570	85 273	534	373	73	47	30	6	4	1	—	—	—	—
813990	Oth similar organizations (exc business, prof, labor, pol) .....	4 043	20 570	85 273	534	373	73	47	30	6	4	1	—	—	—	—
<b>99</b>	<b>Unclassified establishments .....</b>	<b>(C)</b>	<b>(D)</b>	<b>(D)</b>	<b>235</b>	<b>226</b>	<b>7</b>	<b>2</b>	<b>—</b>	<b>—</b>	<b>—</b>	<b>—</b>	<b>—</b>	<b>—</b>	<b>—</b>	<b>—</b>

See footnotes at end of table.

**Table 6. Counties—Employees, Payroll, and Establishments by Industry: 2003—Con.**

[Excludes most government employees, railroad employees, and self-employed persons. Size class 1 to 4 includes establishments with payroll, but no employees, during mid-March pay period. (D) denotes figures withheld to avoid disclosing data for individual companies; the data are included in broader industry totals. Detailed industries with 100 or more employees are shown if industry was not a (D). For explanation of terms, abbreviations, and data reliability/comparability, see introductory text]

NAICS code	Industry	Number of employees for week including March 12	Payroll (\$1,000)		Total number of establishments	Number of establishments by employment-size class								
			First quarter	Annual		1 to 4	5 to 9	10 to 19	20 to 49	50 to 99	100 to 249	250 to 499	500 to 999	1,000 or more
<b>MONROE</b>														
	<b>Total</b> .....	<b>32 196</b>	<b>183 019</b>	<b>735 989</b>	<b>3 764</b>	<b>2 353</b>	<b>674</b>	<b>401</b>	<b>237</b>	<b>62</b>	<b>31</b>	<b>5</b>	<b>1</b>	<b>-</b>
<b>11</b>	<b>Forestry, fishing, hunting, and agriculture support</b> .....	<b>(B)</b>	<b>(D)</b>	<b>(D)</b>	<b>19</b>	<b>16</b>	<b>2</b>	<b>-</b>	<b>1</b>	<b>-</b>	<b>-</b>	<b>-</b>	<b>-</b>	<b>-</b>
<b>21</b>	<b>Mining</b> .....	<b>(A)</b>	<b>(D)</b>	<b>(D)</b>	<b>1</b>	<b>1</b>	<b>-</b>	<b>-</b>	<b>-</b>	<b>-</b>	<b>-</b>	<b>-</b>	<b>-</b>	<b>-</b>
<b>22</b>	<b>Utilities</b> .....	<b>(C)</b>	<b>(D)</b>	<b>(D)</b>	<b>3</b>	<b>1</b>	<b>-</b>	<b>-</b>	<b>1</b>	<b>1</b>	<b>-</b>	<b>-</b>	<b>-</b>	<b>-</b>
221	Utilities .....	(C)	(D)	(D)	3	1	-	-	1	1	-	-	-	-
2211	Elec pwr generation, transmsn & distribution ...	(C)	(D)	(D)	3	1	-	-	1	1	-	-	-	-
22112	Electric pwr transmsn, control & distribution ..	(C)	(D)	(D)	2	-	-	-	1	1	-	-	-	-
<b>23</b>	<b>Construction</b> .....	<b>1 753</b>	<b>11 659</b>	<b>49 835</b>	<b>348</b>	<b>240</b>	<b>55</b>	<b>37</b>	<b>14</b>	<b>2</b>	<b>-</b>	<b>-</b>	<b>-</b>	<b>-</b>
236	Construction of Buildings .....	686	4 677	19 707	126	83	22	14	6	1	-	-	-	-
2361	Residential Building Construction .....	608	3 976	17 326	115	78	21	9	6	1	-	-	-	-
23611	Residential Building Construction .....	608	3 976	17 326	115	78	21	9	6	1	-	-	-	-
236115	New Single-Family Housing Construction (except Operative Builders) .....	479	3 211	13 724	76	45	17	9	4	1	-	-	-	-
237	Heavy and Civil Engineering Construction .....	151	1 663	7 798	19	11	2	4	2	-	-	-	-	-
238	Specialty Trade Contractors .....	916	5 319	22 330	203	146	31	19	6	1	-	-	-	-
2381	Foundation, Structure, and Building Exterior Contractors .....	198	791	2 901	37	28	4	3	1	1	-	-	-	-
23816	Roofing Contractors .....	131	451	1 297	9	4	1	2	1	1	-	-	-	-
238160	Roofing Contractors .....	131	451	1 297	9	4	1	2	1	1	-	-	-	-
2382	Building Equipment Contractors .....	489	3 354	14 534	85	50	20	11	4	-	-	-	-	-
23821	Electrical Contractors .....	282	1 864	8 186	44	25	11	4	4	-	-	-	-	-
238210	Electrical Contractors .....	282	1 864	8 186	44	25	11	4	4	-	-	-	-	-
23822	Plumbing, Heating, and Air-Conditioning Contractors .....	205	1 482	6 292	38	22	9	7	-	-	-	-	-	-
238220	Plumbing, Heating, and Air-Conditioning Contractors .....	205	1 482	6 292	38	22	9	7	-	-	-	-	-	-
2383	Building Finishing Contractors .....	134	679	2 951	50	43	2	5	-	-	-	-	-	-
<b>31-33</b>	<b>Manufacturing</b> .....	<b>299</b>	<b>1 945</b>	<b>7 847</b>	<b>71</b>	<b>47</b>	<b>16</b>	<b>8</b>	<b>-</b>	<b>-</b>	<b>-</b>	<b>-</b>	<b>-</b>	<b>-</b>
<b>42</b>	<b>Wholesale trade</b> .....	<b>575</b>	<b>4 157</b>	<b>16 173</b>	<b>116</b>	<b>86</b>	<b>17</b>	<b>4</b>	<b>8</b>	<b>1</b>	<b>-</b>	<b>-</b>	<b>-</b>	<b>-</b>
423	Merchant Wholesalers, Durable Goods .....	178	1 311	4 760	45	31	10	2	2	-	-	-	-	-
424	Merchant Wholesalers, Nondurable Goods .....	389	2 755	10 880	62	46	7	2	6	1	-	-	-	-
4244	Grocery and Related Product Wholesalers .....	200	1 341	4 947	25	17	4	1	2	1	-	-	-	-
42449	Other Grocery and Related Products Merchant Wholesalers .....	101	636	2 443	4	1	1	-	1	1	-	-	-	-
424490	Other Grocery and Related Products Merchant Wholesalers .....	101	636	2 443	4	1	1	-	1	1	-	-	-	-
<b>44-45</b>	<b>Retail trade</b> .....	<b>6 736</b>	<b>33 583</b>	<b>134 182</b>	<b>733</b>	<b>418</b>	<b>153</b>	<b>98</b>	<b>42</b>	<b>12</b>	<b>10</b>	<b>-</b>	<b>-</b>	<b>-</b>
441	Motor vehicle & parts dealers .....	702	5 194	20 483	76	37	16	14	7	2	-	-	-	-
4411	Automobile dealers .....	(C)	(D)	(D)	6	2	-	1	2	1	-	-	-	-
44111	New car dealers .....	155	1 714	6 898	3	-	-	-	2	1	-	-	-	-
441110	New car dealers .....	155	1 714	6 898	3	-	-	-	2	1	-	-	-	-
4412	Other motor vehicle dealers .....	415	2 854	10 992	53	26	11	13	2	1	-	-	-	-
44122	Motorcycle & boat & other MV dealers .....	398	2 756	10 582	50	24	11	12	2	1	-	-	-	-
441222	Boat dealers .....	376	2 644	10 149	43	18	11	11	2	1	-	-	-	-
4413	Automotive parts, accessories & tire stores .....	(C)	(D)	(D)	17	9	5	-	3	-	-	-	-	-
442	Furniture & home furnishing stores .....	172	1 054	4 033	38	27	5	5	1	-	-	-	-	-
444	Bldg material & garden equip & supp dealers .....	433	2 404	9 141	40	24	5	7	3	-	1	-	-	-
4441	Building material & supplies dealers .....	411	2 309	8 734	30	15	4	7	3	-	1	-	-	-
44411	Home centers .....	(C)	(D)	(D)	3	1	-	-	1	-	1	-	-	-
44419	Other building material dealers .....	118	753	2 816	14	7	2	3	2	-	-	-	-	-
444190	Other building material dealers .....	118	753	2 816	14	7	2	3	2	-	-	-	-	-
445	Food & beverage stores .....	2 018	8 599	33 729	86	36	18	14	7	4	7	-	-	-
4451	Grocery stores .....	1 766	7 589	29 743	46	15	6	9	5	4	7	-	-	-
44511	Grocery (except convenience) stores .....	1 720	7 384	28 963	32	5	3	8	5	4	7	-	-	-
445110	Grocery (except convenience) stores .....	1 720	7 384	28 963	32	5	3	8	5	4	7	-	-	-
4453	Beer, wine & liquor stores .....	157	535	2 164	20	8	7	4	1	-	-	-	-	-
44531	Beer, wine & liquor stores .....	157	535	2 164	20	8	7	4	1	-	-	-	-	-
445310	Beer, wine & liquor stores .....	157	535	2 164	20	8	7	4	1	-	-	-	-	-
446	Health & personal care stores .....	381	2 243	9 128	31	15	3	6	5	2	-	-	-	-
4461	Health & personal care stores .....	381	2 243	9 128	31	15	3	6	5	2	-	-	-	-
44611	Pharmacies & drug stores .....	312	1 975	8 052	13	2	-	5	4	2	-	-	-	-
446110	Pharmacies & drug stores .....	312	1 975	8 052	13	2	-	5	4	2	-	-	-	-
447	Gasoline stations .....	391	1 935	7 971	49	13	19	15	2	-	-	-	-	-
4471	Gasoline stations .....	391	1 935	7 971	49	13	19	15	2	-	-	-	-	-
44711	Gasoline stations with convenience stores ..	358	1 645	6 737	42	8	18	14	2	-	-	-	-	-
447110	Gasoline stations with convenience stores ..	358	1 645	6 737	42	8	18	14	2	-	-	-	-	-
448	Clothing & clothing accessories stores .....	866	3 723	15 336	178	118	36	18	6	-	-	-	-	-
4481	Clothing stores .....	628	2 284	9 537	124	83	22	14	5	-	-	-	-	-
44812	Women's clothing stores .....	213	783	2 957	28	15	5	5	3	-	-	-	-	-
448120	Women's clothing stores .....	213	783	2 957	28	15	5	5	3	-	-	-	-	-
44814	Family clothing stores .....	278	998	4 223	55	40	4	9	2	-	-	-	-	-
448140	Family clothing stores .....	278	998	4 223	55	40	4	9	2	-	-	-	-	-
4483	Jewelry, luggage & leather goods stores .....	178	1 161	4 500	37	23	10	3	1	-	-	-	-	-
44831	Jewelry stores .....	178	1 161	4 500	37	23	10	3	1	-	-	-	-	-
448310	Jewelry stores .....	178	1 161	4 500	37	23	10	3	1	-	-	-	-	-

See footnotes at end of table.

**Table 6. Counties—Employees, Payroll, and Establishments by Industry: 2003—Con.**

[Excludes most government employees, railroad employees, and self-employed persons. Size class 1 to 4 includes establishments with payroll, but no employees, during mid-March pay period. (D) denotes figures withheld to avoid disclosing data for individual companies; the data are included in broader industry totals. Detailed industries with 100 or more employees are shown if industry was not a (D). For explanation of terms, abbreviations, and data reliability/comparability, see introductory text]

NAICS code	Industry	Number of employees for week including March 12	Payroll (\$1,000)		Total number of establishments	Number of establishments by employment-size class								
			First quarter	Annual		1 to 4	5 to 9	10 to 19	20 to 49	50 to 99	100 to 249	250 to 499	500 to 999	1,000 or more
<b>MONROE—Con.</b>														
<b>44-45 Retail trade—Con.</b>														
451	Sporting goods, hobby, book & music stores .....	444	1 725	7 206	62	37	15	6	3	1	—	—	—	—
4511	Sporting goods, hobby, musical instrument stores .....	388	1 550	6 452	50	28	14	5	2	1	—	—	—	—
45111	Sporting goods stores .....	290	1 171	5 005	40	24	10	4	1	1	—	—	—	—
451110	Sporting goods stores .....	290	1 171	5 005	40	24	10	4	1	1	—	—	—	—
452	General merchandise stores .....	427	2 001	8 844	10	1	3	1	1	3	1	—	—	—
4521	Department stores .....	(E)	(D)	(D)	4	—	—	—	—	3	1	—	—	—
45211	Department stores .....	(E)	(D)	(D)	4	—	—	—	—	3	1	—	—	—
453	Miscellaneous store retailers .....	712	3 404	13 051	115	77	21	9	7	—	1	—	—	—
4532	Office supplies, stationery & gift stores .....	459	2 330	8 898	55	33	11	5	5	—	1	—	—	—
45322	Gift, novelty & souvenir stores .....	388	2 014	7 725	51	32	11	4	3	—	1	—	—	—
453220	Gift, novelty & souvenir stores .....	388	2 014	7 725	51	32	11	4	3	—	1	—	—	—
4539	Other miscellaneous store retailers .....	142	685	2 742	37	29	6	—	2	—	—	—	—	—
454	Nonstore retailers .....	102	670	2 901	24	16	6	2	—	—	—	—	—	—
<b>48-49 Transportation &amp; warehousing .....</b>														
487	Scenic & sightseeing transportation .....	528	2 697	11 187	73	51	9	7	4	1	1	—	—	—
4871	Scenic & sightseeing transportation, land .....	(C)	(D)	(D)	2	—	—	—	1	—	1	—	—	—
48711	Scenic & sightseeing transportation, land .....	(C)	(D)	(D)	2	—	—	—	1	—	1	—	—	—
4872	Scenic & sightseeing transportation, water .....	(E)	(D)	(D)	70	50	9	7	3	1	—	—	—	—
48721	Scenic & sightseeing transportation, water .....	(E)	(D)	(D)	70	50	9	7	3	1	—	—	—	—
488	Transportation support activities .....	169	1 201	4 571	27	17	6	2	2	—	—	—	—	—
<b>51 Information .....</b>														
511	Publishing industries .....	152	1 006	4 641	10	6	1	1	1	—	1	—	—	—
5111	Newspaper, periodical, book, database publishers .....	152	1 006	4 641	10	6	1	1	1	—	1	—	—	—
51111	Newspaper publishers .....	(C)	(D)	(D)	4	1	—	1	1	—	1	—	—	—
517	Telecommunications .....	177	2 260	7 845	18	8	5	2	3	—	—	—	—	—
<b>52 Finance &amp; insurance .....</b>														
522	Credit intermediation & related activities .....	680	6 158	24 483	75	33	25	10	6	—	1	—	—	—
5221	Depository credit intermediation .....	639	5 748	22 768	52	11	24	10	6	—	1	—	—	—
52211	Commercial banking .....	567	4 972	19 771	45	8	21	10	5	—	1	—	—	—
522110	Commercial banking .....	567	4 972	19 771	45	8	21	10	5	—	1	—	—	—
523	Security, commodity contracts & like activity .....	(C)	(D)	(D)	23	19	3	—	—	1	—	—	—	—
5239	Other financial investment activities .....	108	854	2 759	13	11	1	—	—	1	—	—	—	—
524	Insurance carriers & related activities .....	208	1 734	8 058	48	33	10	5	—	—	—	—	—	—
5242	Agencies & other insurance related activities .....	(C)	(D)	(D)	40	27	8	5	—	—	—	—	—	—
52421	Insurance agencies & brokerages .....	172	1 252	6 345	38	25	8	5	—	—	—	—	—	—
524210	Insurance agencies & brokerages .....	172	1 252	6 345	38	25	8	5	—	—	—	—	—	—
<b>53 Real estate &amp; rental &amp; leasing .....</b>														
531	Real estate .....	600	3 613	18 521	238	207	19	10	1	1	—	—	—	—
5311	Lessors of real estate .....	189	847	4 313	80	68	10	2	—	—	—	—	—	—
5312	Offices of real estate agents & brokers .....	296	2 155	10 821	108	95	7	4	1	1	—	—	—	—
53121	Offices of real estate agents & brokers .....	296	2 155	10 821	108	95	7	4	1	1	—	—	—	—
531210	Offices of real estate agents & brokers .....	296	2 155	10 821	108	95	7	4	1	1	—	—	—	—
5313	Activities related to real estate .....	115	611	3 387	50	44	2	4	—	—	—	—	—	—
532	Rental & leasing services .....	337	1 476	6 642	68	41	17	8	2	—	—	—	—	—
5322	Consumer goods rental .....	242	909	3 717	49	29	13	6	1	—	—	—	—	—
53229	Other consumer goods rental .....	175	678	2 811	42	27	10	5	—	—	—	—	—	—
532292	Recreational goods rental .....	175	678	2 811	42	27	10	5	—	—	—	—	—	—
<b>54 Professional, scientific &amp; technical services .....</b>														
541	Professional, scientific & technical services .....	1 568	11 646	45 846	323	261	35	18	5	3	—	1	—	—
5411	Legal services .....	261	2 337	10 798	94	80	9	4	1	—	—	—	—	—
54111	Offices of lawyers .....	248	2 243	10 339	87	74	8	4	1	—	—	—	—	—
541110	Offices of lawyers .....	248	2 243	10 339	87	74	8	4	1	—	—	—	—	—
5412	Accounting, tax prep, bookkeep, payroll services .....	205	1 388	5 381	36	28	3	3	1	1	—	—	—	—
54121	Accounting, tax prep, bookkeep, payroll services .....	205	1 388	5 381	36	28	3	3	1	1	—	—	—	—
5413	Architectural, engineering & related services .....	203	2 016	8 280	49	38	7	3	1	—	—	—	—	—
54133	Engineering services .....	118	1 355	5 346	18	13	2	2	1	—	—	—	—	—
541330	Engineering services .....	118	1 355	5 346	18	13	2	2	1	—	—	—	—	—
5416	Management, sci & tech consulting services .....	410	2 193	7 233	47	42	3	1	—	—	—	1	—	—
54161	Management consulting services .....	403	2 119	6 928	40	35	3	1	—	—	—	1	—	—
541611	Admin & gen management consulting services .....	387	2 015	6 170	24	20	2	1	—	—	—	1	—	—
5417	Scientific R&D services .....	230	1 977	6 105	11	4	2	1	2	2	—	—	—	—
54171	R&D in physical, engineering & life sciences .....	(C)	(D)	(D)	9	3	2	1	2	1	—	—	—	—
5419	Oth professional, scientific, technical services .....	136	777	3 314	32	23	5	4	—	—	—	—	—	—
54194	Veterinary services .....	103	627	2 617	14	7	3	4	—	—	—	—	—	—
541940	Veterinary services .....	103	627	2 617	14	7	3	4	—	—	—	—	—	—
<b>55 Management of companies &amp; enterprises .....</b>														
55	Management of companies & enterprises .....	99	962	4 807	10	6	1	2	—	1	—	—	—	—

See footnotes at end of table.

**Table 6. Counties—Employees, Payroll, and Establishments by Industry: 2003—Con.**

[Excludes most government employees, railroad employees, and self-employed persons. Size class 1 to 4 includes establishments with payroll, but no employees, during mid-March pay period. (D) denotes figures withheld to avoid disclosing data for individual companies; the data are included in broader industry totals. Detailed industries with 100 or more employees are shown if industry was not a (D). For explanation of terms, abbreviations, and data reliability/comparability, see introductory text]

NAICS code	Industry	Number of employees for week including March 12	Payroll (\$1,000)		Total number of establishments	Number of establishments by employment-size class									
			First quarter	Annual		1 to 4	5 to 9	10 to 19	20 to 49	50 to 99	100 to 249	250 to 499	500 to 999	1,000 or more	
<b>MONROE—Con.</b>															
<b>56</b>	<b>Admin, support, waste mgt, remediation services</b>	<b>933</b>	<b>5 296</b>	<b>27 244</b>	<b>207</b>	<b>157</b>	<b>30</b>	<b>7</b>	<b>13</b>	—	—	—	—	—	
561	Administrative & support services	(F)	(D)	(D)	198	150	30	7	11	—	—	—	—	—	
5611	Office administrative services	180	1 422	7 222	21	15	—	2	4	—	—	—	—	—	
56111	Office administrative services	180	1 422	7 222	21	15	—	2	4	—	—	—	—	—	
561110	Office administrative services	180	1 422	7 222	21	15	—	2	4	—	—	—	—	—	
5615	Travel arrangement & reservation services	116	589	2 166	25	17	5	2	1	—	—	—	—	—	
5617	Services to buildings & dwellings	346	1 767	7 533	108	86	18	2	2	—	—	—	—	—	
56172	Janitorial services	105	440	1 907	28	23	3	1	1	—	—	—	—	—	
561720	Janitorial services	105	440	1 907	28	23	3	1	1	—	—	—	—	—	
56173	Landscaping services	142	704	2 879	49	41	7	—	1	—	—	—	—	—	
561730	Landscaping services	142	704	2 879	49	41	7	—	1	—	—	—	—	—	
<b>61</b>	<b>Educational services</b>	<b>216</b>	<b>1 811</b>	<b>5 756</b>	<b>35</b>	<b>18</b>	<b>8</b>	<b>7</b>	<b>2</b>	—	—	—	—	—	
611	Educational services	216	1 811	5 756	35	18	8	7	2	—	—	—	—	—	
6111	Elementary & secondary schools	106	558	2 484	9	1	2	5	1	—	—	—	—	—	
61111	Elementary & secondary schools	106	558	2 484	9	1	2	5	1	—	—	—	—	—	
611110	Elementary & secondary schools	106	558	2 484	9	1	2	5	1	—	—	—	—	—	
6116	Other schools & instruction	102	1 188	3 005	22	13	6	2	1	—	—	—	—	—	
<b>62</b>	<b>Health care and social assistance</b>	<b>2 668</b>	<b>21 045</b>	<b>87 270</b>	<b>223</b>	<b>132</b>	<b>50</b>	<b>21</b>	<b>12</b>	<b>2</b>	<b>4</b>	<b>2</b>	—	—	
621	Ambulatory health care services	993	8 584	36 242	169	105	42	13	7	1	1	—	—	—	
6211	Offices of physicians	341	3 966	16 545	82	57	18	6	1	—	—	—	—	—	
62111	Offices of physicians	341	3 966	16 545	82	57	18	6	1	—	—	—	—	—	
6212	Offices of dentists	189	1 482	6 409	33	13	18	1	1	—	—	—	—	—	
62121	Offices of dentists	189	1 482	6 409	33	13	18	1	1	—	—	—	—	—	
621210	Offices of dentists	189	1 482	6 409	33	13	18	1	1	—	—	—	—	—	
6214	Outpatient care centers	177	1 355	4 752	12	5	1	4	1	—	1	—	—	—	
62142	Outpatient mental health, substance abuse ctrs	(C)	(D)	(D)	3	2	—	—	—	—	1	—	—	—	
6216	Home health care services	159	745	4 324	10	6	—	—	3	1	—	—	—	—	
62161	Home health care services	159	745	4 324	10	6	—	—	3	1	—	—	—	—	
621610	Home health care services	159	745	4 324	10	6	—	—	3	1	—	—	—	—	
622	Hospitals	(F)	(D)	(D)	3	—	—	—	—	—	1	2	—	—	
6221	General medical & surgical hospitals	(F)	(D)	(D)	3	—	—	—	—	—	1	2	—	—	
62211	General medical & surgical hospitals	(F)	(D)	(D)	3	—	—	—	—	—	1	2	—	—	
623	Nursing & residential care facilities	(E)	(D)	(D)	5	1	1	—	—	1	2	—	—	—	
6231	Nursing care facilities	(E)	(D)	(D)	4	—	1	—	—	1	2	—	—	—	
62311	Nursing care facilities	(E)	(D)	(D)	4	—	1	—	—	1	2	—	—	—	
624	Social assistance	363	2 057	8 817	46	26	7	8	5	—	—	—	—	—	
6241	Individual & family services	110	746	2 923	16	12	1	—	3	—	—	—	—	—	
6244	Child day care services	141	566	2 446	18	6	5	7	—	—	—	—	—	—	
62441	Child day care services	141	566	2 446	18	6	5	7	—	—	—	—	—	—	
624410	Child day care services	141	566	2 446	18	6	5	7	—	—	—	—	—	—	
<b>71</b>	<b>Arts, entertainment &amp; recreation</b>	<b>1 037</b>	<b>5 557</b>	<b>21 582</b>	<b>131</b>	<b>78</b>	<b>19</b>	<b>20</b>	<b>10</b>	<b>4</b>	—	—	—	—	
712	Museums, historical sites & like institutions	134	817	3 115	16	6	5	3	2	—	—	—	—	—	
7121	Museums, historical sites & like institutions	134	817	3 115	16	6	5	3	2	—	—	—	—	—	
713	Amusement, gambling & recreation industries	823	4 256	16 393	90	51	13	15	7	4	—	—	—	—	
7139	Other amusement & recreation industries	(F)	(D)	(D)	88	51	13	15	7	2	—	—	—	—	
71393	Marinas	240	1 453	5 659	35	15	9	11	—	—	—	—	—	—	
713930	Marinas	240	1 453	5 659	35	15	9	11	—	—	—	—	—	—	
71394	Fitness & recreational sports centers	158	620	2 443	22	16	2	1	2	1	—	—	—	—	
713940	Fitness & recreational sports centers	158	620	2 443	22	16	2	1	2	1	—	—	—	—	
71399	All other amusement & recreation industries	213	1 106	4 177	26	19	1	2	3	1	—	—	—	—	
713990	All other amusement & recreation industries	213	1 106	4 177	26	19	1	2	3	1	—	—	—	—	
<b>72</b>	<b>Accommodation &amp; food services</b>	<b>11 233</b>	<b>51 059</b>	<b>191 129</b>	<b>541</b>	<b>177</b>	<b>121</b>	<b>99</b>	<b>96</b>	<b>31</b>	<b>14</b>	<b>2</b>	<b>1</b>	—	
721	Accommodation	4 924	26 685	104 147	200	77	49	33	22	9	7	2	1	—	
7211	Traveler accommodation	4 691	25 776	100 631	184	69	46	32	19	8	7	2	1	—	
72111	Hotels (exc casino hotels) & motels	4 363	24 327	95 356	134	44	32	23	17	8	7	2	1	—	
721110	Hotels (exc casino hotels) & motels	4 363	24 327	95 356	134	44	32	23	17	8	7	2	1	—	
72119	Other traveler accommodation	(E)	(D)	(D)	49	24	14	9	2	—	—	—	—	—	
721191	Bed & breakfast inns	318	1 417	4 988	46	22	13	9	2	—	—	—	—	—	
7212	RV parks & recreational camps	(C)	(D)	(D)	14	6	3	1	3	1	—	—	—	—	
72121	RV parks & recreational camps	(C)	(D)	(D)	14	6	3	1	3	1	—	—	—	—	
722	Food services & drinking places	6 309	24 374	86 982	341	100	72	66	74	22	7	—	—	—	
7221	Full-service restaurants	4 343	17 892	63 641	210	52	43	41	52	17	5	—	—	—	
72211	Full-service restaurants	4 343	17 892	63 641	210	52	43	41	52	17	5	—	—	—	
722110	Full-service restaurants	4 343	17 892	63 641	210	52	43	41	52	17	5	—	—	—	
7222	Limited-service eating places	1 139	3 125	12 543	91	36	17	18	17	3	—	—	—	—	
72221	Limited-service eating places	1 139	3 125	12 543	91	36	17	18	17	3	—	—	—	—	
722211	Limited-service restaurants	1 050	2 901	11 651	70	22	12	16	17	3	—	—	—	—	
7224	Drinking places (alcoholic beverages)	804	3 275	10 409	32	7	9	7	5	2	2	—	—	—	
72241	Drinking places (alcoholic beverages)	804	3 275	10 409	32	7	9	7	5	2	2	—	—	—	
722410	Drinking places (alcoholic beverages)	804	3 275	10 409	32	7	9	7	5	2	2	—	—	—	

See footnotes at end of table.

**Table 6. Counties—Employees, Payroll, and Establishments by Industry: 2003—Con.**

[Excludes most government employees, railroad employees, and self-employed persons. Size class 1 to 4 includes establishments with payroll, but no employees, during mid-March pay period. (D) denotes figures withheld to avoid disclosing data for individual companies; the data are included in broader industry totals. Detailed industries with 100 or more employees are shown if industry was not a (D). For explanation of terms, abbreviations, and data reliability/comparability, see introductory text]

NAICS code	Industry	Number of employees for week including March 12	Payroll (\$1,000)		Total number of establishments	Number of establishments by employment-size class									
			First quarter	Annual		1 to 4	5 to 9	10 to 19	20 to 49	50 to 99	100 to 249	250 to 499	500 to 999	1,000 or more	
<b>MONROE—Con.</b>															
<b>81</b>	<b>Other services (except public administration) .....</b>	<b>1 446</b>	<b>7 207</b>	<b>29 041</b>	<b>320</b>	<b>234</b>	<b>50</b>	<b>26</b>	<b>8</b>	<b>2</b>	—	—	—	—	
811	Repair & maintenance .....	367	2 019	8 150	103	79	16	6	2	—	—	—	—	—	
8111	Automotive repair & maintenance .....	200	1 129	4 479	45	31	10	2	2	—	—	—	—	—	
81111	Automotive mechanical & electrical R&M .....	128	791	3 068	34	24	8	2	—	—	—	—	—	—	
811111	General automotive repair .....	119	751	2 927	30	20	8	2	—	—	—	—	—	—	
8114	Personal & household goods R&M .....	124	645	2 533	46	38	6	2	—	—	—	—	—	—	
812	Personal & laundry services .....	196	881	3 808	63	49	11	3	—	—	—	—	—	—	
8121	Personal care services .....	105	482	1 870	36	30	4	2	—	—	—	—	—	—	
813	Religious, grantmaking, civic, prof & like organizations .....	883	4 307	17 083	154	106	23	17	6	2	—	—	—	—	
8131	Religious organizations .....	255	1 092	4 402	45	32	5	5	2	1	—	—	—	—	
81311	Religious organizations .....	255	1 092	4 402	45	32	5	5	2	1	—	—	—	—	
813110	Religious organizations .....	255	1 092	4 402	45	32	5	5	2	1	—	—	—	—	
8139	Business, labor, political, like organizations .....	475	2 490	9 756	75	51	11	8	4	1	—	—	—	—	
81399	Oth similar organizations (exc business, prof, labor, pol) .....	423	2 254	8 825	60	39	11	5	4	1	—	—	—	—	
813990	Oth similar organizations (exc business, prof, labor, pol) .....	423	2 254	8 825	60	39	11	5	4	1	—	—	—	—	
<b>99</b>	<b>Unclassified establishments .....</b>	<b>(A)</b>	<b>(D)</b>	<b>(D)</b>	<b>14</b>	<b>13</b>	<b>1</b>	—	—	—	—	—	—	—	
<b>NASSAU</b>															
	<b>Total .....</b>	<b>14 159</b>	<b>92 800</b>	<b>378 296</b>	<b>1 325</b>	<b>801</b>	<b>254</b>	<b>155</b>	<b>74</b>	<b>19</b>	<b>15</b>	<b>5</b>	<b>2</b>	—	
<b>11</b>	<b>Forestry, fishing, hunting, and agriculture support .....</b>	<b>625</b>	<b>9 710</b>	<b>36 201</b>	<b>25</b>	<b>9</b>	<b>9</b>	<b>4</b>	—	—	<b>3</b>	—	—	—	
113	Forestry and logging .....	(E)	(D)	(D)	22	7	9	4	—	—	2	—	—	—	
1131	Timber tract operations .....	(C)	(D)	(D)	1	—	—	—	—	—	1	—	—	—	
11311	Timber tract operations .....	(C)	(D)	(D)	1	—	—	—	—	—	1	—	—	—	
1133	Logging .....	272	5 582	22 599	21	7	9	4	—	—	1	—	—	—	
11331	Logging .....	272	5 582	22 599	21	7	9	4	—	—	1	—	—	—	
113310	Logging .....	272	5 582	22 599	21	7	9	4	—	—	1	—	—	—	
115	Agriculture & forestry support activities .....	(C)	(D)	(D)	2	1	—	—	—	—	1	—	—	—	
1152	Animal production support activities .....	(C)	(D)	(D)	1	—	—	—	—	—	1	—	—	—	
11521	Animal production support activities .....	(C)	(D)	(D)	1	—	—	—	—	—	1	—	—	—	
<b>22</b>	<b>Utilities .....</b>	<b>101</b>	<b>1 146</b>	<b>4 193</b>	<b>4</b>	—	<b>1</b>	<b>1</b>	<b>1</b>	<b>1</b>	—	—	—	—	
221	Utilities .....	101	1 146	4 193	4	—	1	1	1	1	—	—	—	—	
<b>23</b>	<b>Construction .....</b>	<b>787</b>	<b>4 164</b>	<b>16 879</b>	<b>178</b>	<b>121</b>	<b>38</b>	<b>13</b>	<b>5</b>	<b>1</b>	—	—	—	—	
236	Construction of Buildings .....	158	990	4 728	52	40	7	5	—	—	—	—	—	—	
2361	Residential Building Construction .....	135	804	4 057	48	38	6	4	—	—	—	—	—	—	
23611	Residential Building Construction .....	135	804	4 057	48	38	6	4	—	—	—	—	—	—	
236115	New Single-Family Housing Construction (except Operative Builders) .....	104	593	3 252	37	29	5	3	—	—	—	—	—	—	
237	Heavy and Civil Engineering Construction .....	162	973	2 807	18	10	3	2	2	1	—	—	—	—	
2371	Utility System Construction .....	(C)	(D)	(D)	9	3	2	2	1	1	—	—	—	—	
238	Specialty Trade Contractors .....	467	2 201	9 344	108	71	28	6	3	—	—	—	—	—	
2381	Foundation, Structure, and Building Exterior Contractors .....	149	463	1 872	28	17	7	3	1	—	—	—	—	—	
2382	Building Equipment Contractors .....	150	899	3 947	33	19	12	1	1	—	—	—	—	—	
23822	Plumbing, Heating, and Air-Conditioning Contractors .....	118	687	3 046	23	13	8	1	1	—	—	—	—	—	
238220	Plumbing, Heating, and Air-Conditioning Contractors .....	118	687	3 046	23	13	8	1	1	—	—	—	—	—	
2383	Building Finishing Contractors .....	110	499	2 140	37	27	8	2	—	—	—	—	—	—	
<b>31-33</b>	<b>Manufacturing .....</b>	<b>1 368</b>	<b>18 314</b>	<b>71 459</b>	<b>33</b>	<b>15</b>	<b>9</b>	<b>2</b>	<b>2</b>	<b>2</b>	<b>1</b>	<b>1</b>	<b>1</b>	—	
322	Paper mfg .....	(G)	(D)	(D)	3	—	—	—	—	—	1	1	1	—	
3221	Pulp, paper & paperboard mills .....	(F)	(D)	(D)	2	—	—	—	—	—	—	1	1	—	
32211	Pulp mills .....	(E)	(D)	(D)	1	—	—	—	—	—	—	1	—	—	
32213	Paperboard mills .....	(F)	(D)	(D)	1	—	—	—	—	—	—	—	1	—	
3222	Converted paper product mfg .....	(C)	(D)	(D)	1	—	—	—	—	—	1	—	—	—	
32221	Paperboard container mfg .....	(C)	(D)	(D)	1	—	—	—	—	—	1	—	—	—	
<b>42</b>	<b>Wholesale trade .....</b>	<b>282</b>	<b>3 035</b>	<b>10 955</b>	<b>33</b>	<b>21</b>	<b>3</b>	<b>4</b>	<b>5</b>	—	—	—	—	—	
423	Merchant Wholesalers, Durable Goods .....	173	1 924	6 355	18	10	2	3	3	—	—	—	—	—	
424	Merchant Wholesalers, Nondurable Goods .....	(C)	(D)	(D)	12	9	—	1	2	—	—	—	—	—	

See footnotes at end of table.

**Table 6. Counties—Employees, Payroll, and Establishments by Industry: 2003—Con.**

[Excludes most government employees, railroad employees, and self-employed persons. Size class 1 to 4 includes establishments with payroll, but no employees, during mid-March pay period. (D) denotes figures withheld to avoid disclosing data for individual companies; the data are included in broader industry totals. Detailed industries with 100 or more employees are shown if industry was not a (D). For explanation of terms, abbreviations, and data reliability/comparability, see introductory text]

NAICS code	Industry	Number of employees for week including March 12	Payroll (\$1,000)		Total number of establishments	Number of establishments by employment-size class								
			First quarter	Annual		1 to 4	5 to 9	10 to 19	20 to 49	50 to 99	100 to 249	250 to 499	500 to 999	1,000 or more
<b>NASSAU—Con.</b>														
<b>44-45</b>	<b>Retail trade</b> .....	<b>2 579</b>	<b>10 900</b>	<b>48 009</b>	<b>244</b>	<b>132</b>	<b>66</b>	<b>26</b>	<b>10</b>	<b>4</b>	<b>6</b>	—	—	—
441	Motor vehicle & parts dealers .....	233	1 846	7 921	21	7	8	2	4	—	—	—	—	—
4411	Automobile dealers .....	161	1 372	5 870	8	2	2	—	4	—	—	—	—	—
44111	New car dealers .....	145	1 299	5 612	4	—	—	—	4	—	—	—	—	—
441110	New car dealers .....	145	1 299	5 612	4	—	—	—	4	—	—	—	—	—
444	Bldg material & garden equip & supp dealers .....	269	1 335	5 798	23	11	6	4	1	—	1	—	—	—
4441	Building material & supplies dealers .....	262	1 305	5 641	19	7	6	4	1	—	1	—	—	—
44411	Home centers .....	186	809	3 517	4	—	—	2	1	—	1	—	—	—
444110	Home centers .....	186	809	3 517	4	—	—	2	1	—	1	—	—	—
445	Food & beverage stores .....	887	2 903	12 258	24	10	3	3	1	3	4	—	—	—
4451	Grocery stores .....	832	2 739	11 570	15	6	—	1	1	3	4	—	—	—
44511	Grocery (except convenience) stores .....	828	2 727	11 490	11	2	—	1	1	3	4	—	—	—
445110	Grocery (except convenience) stores .....	828	2 727	11 490	11	2	—	1	1	3	4	—	—	—
446	Health & personal care stores .....	118	643	2 739	13	5	4	2	2	—	—	—	—	—
4461	Health & personal care stores .....	118	643	2 739	13	5	4	2	2	—	—	—	—	—
447	Gasoline stations .....	253	1 060	4 445	43	20	16	7	—	—	—	—	—	—
4471	Gasoline stations .....	253	1 060	4 445	43	20	16	7	—	—	—	—	—	—
44711	Gasoline stations with convenience stores .....	235	991	4 109	36	14	15	7	—	—	—	—	—	—
447110	Gasoline stations with convenience stores .....	235	991	4 109	36	14	15	7	—	—	—	—	—	—
448	Clothing & clothing accessories stores .....	205	675	3 091	31	17	9	3	2	—	—	—	—	—
4481	Clothing stores .....	160	474	2 211	22	12	6	2	2	—	—	—	—	—
452	General merchandise stores .....	334	1 375	7 022	10	1	6	1	—	1	1	—	—	—
4521	Department stores .....	(E)	(D)	(D)	2	—	—	—	—	1	1	—	—	—
45211	Department stores .....	(E)	(D)	(D)	2	—	—	—	—	1	1	—	—	—
453	Miscellaneous store retailers .....	147	508	2 386	38	30	5	3	—	—	—	—	—	—
<b>48-49</b>	<b>Transportation &amp; warehousing</b> .....	<b>591</b>	<b>3 633</b>	<b>14 161</b>	<b>56</b>	<b>39</b>	<b>8</b>	<b>6</b>	<b>1</b>	<b>1</b>	—	<b>1</b>	—	—
488	Transportation support activities .....	474	3 020	12 209	14	4	3	4	1	1	—	1	—	—
4884	Road transportation support activities .....	(E)	(D)	(D)	2	1	—	—	—	—	—	1	—	—
48849	Other road transportation support activities .....	(E)	(D)	(D)	1	—	—	—	—	—	—	1	—	—
<b>51</b>	<b>Information</b> .....	<b>124</b>	<b>1 087</b>	<b>4 029</b>	<b>21</b>	<b>14</b>	<b>3</b>	<b>1</b>	<b>3</b>	—	—	—	—	—
<b>52</b>	<b>Finance &amp; insurance</b> .....	<b>354</b>	<b>3 613</b>	<b>13 611</b>	<b>61</b>	<b>35</b>	<b>15</b>	<b>10</b>	—	<b>1</b>	—	—	—	—
522	Credit intermediation & related activities .....	239	2 515	10 018	32	14	10	7	—	1	—	—	—	—
5221	Depository credit intermediation .....	220	2 388	9 402	24	8	8	7	—	1	—	—	—	—
52211	Commercial banking .....	188	2 187	8 493	19	5	8	5	—	1	—	—	—	—
522110	Commercial banking .....	188	2 187	8 493	19	5	8	5	—	1	—	—	—	—
524	Insurance carriers & related activities .....	(C)	(D)	(D)	19	11	5	3	—	—	—	—	—	—
<b>53</b>	<b>Real estate &amp; rental &amp; leasing</b> .....	<b>260</b>	<b>1 281</b>	<b>6 149</b>	<b>61</b>	<b>49</b>	<b>5</b>	<b>6</b>	—	<b>1</b>	—	—	—	—
531	Real estate .....	210	1 081	5 303	52	44	3	4	—	1	—	—	—	—
5311	Lessors of real estate .....	104	289	1 210	12	10	—	1	—	1	—	—	—	—
<b>54</b>	<b>Professional, scientific &amp; technical services</b> .....	<b>576</b>	<b>4 768</b>	<b>21 788</b>	<b>125</b>	<b>97</b>	<b>17</b>	<b>7</b>	<b>2</b>	<b>1</b>	<b>1</b>	—	—	—
541	Professional, scientific & technical services .....	576	4 768	21 788	125	97	17	7	2	1	1	—	—	—
5412	Accounting, tax prep, bookkeep, payroll services .....	160	970	4 066	14	11	—	2	—	—	1	—	—	—
54121	Accounting, tax prep, bookkeep, payroll services .....	160	970	4 066	14	11	—	2	—	—	1	—	—	—
5416	Management, sci & tech consulting services .....	121	859	3 675	36	33	2	—	—	1	—	—	—	—
54161	Management consulting services .....	113	765	3 230	30	27	2	—	—	1	—	—	—	—
<b>55</b>	<b>Management of companies &amp; enterprises</b> .....	<b>63</b>	<b>1 013</b>	<b>3 642</b>	<b>5</b>	<b>2</b>	<b>1</b>	<b>1</b>	<b>1</b>	—	—	—	—	—
<b>56</b>	<b>Admin, support, waste mgt, remediation services</b> .....	<b>431</b>	<b>1 851</b>	<b>7 822</b>	<b>75</b>	<b>55</b>	<b>11</b>	<b>4</b>	<b>4</b>	<b>1</b>	—	—	—	—
561	Administrative & support services .....	327	1 051	4 822	68	53	10	2	2	1	—	—	—	—
5617	Services to buildings & dwellings .....	272	797	3 737	49	36	9	1	2	1	—	—	—	—
56173	Landscaping services .....	129	542	2 525	29	22	5	—	2	—	—	—	—	—
561730	Landscaping services .....	129	542	2 525	29	22	5	—	2	—	—	—	—	—
562	Waste management & remediation services .....	104	800	3 000	7	2	1	2	2	—	—	—	—	—
<b>61</b>	<b>Educational services</b> .....	<b>157</b>	<b>871</b>	<b>3 540</b>	<b>20</b>	<b>12</b>	<b>1</b>	<b>4</b>	<b>3</b>	—	—	—	—	—
611	Educational services .....	157	871	3 540	20	12	1	4	3	—	—	—	—	—

See footnotes at end of table.



**Table 6. Counties—Employees, Payroll, and Establishments by Industry: 2003—Con.**

[Excludes most government employees, railroad employees, and self-employed persons. Size class 1 to 4 includes establishments with payroll, but no employees, during mid-March pay period. (D) denotes figures withheld to avoid disclosing data for individual companies; the data are included in broader industry totals. Detailed industries with 100 or more employees are shown if industry was not a (D). For explanation of terms, abbreviations, and data reliability/comparability, see introductory text]

NAICS code	Industry	Number of employees for week including March 12	Payroll (\$1,000)		Total number of establishments	Number of establishments by employment-size class								
			First quarter	Annual		1 to 4	5 to 9	10 to 19	20 to 49	50 to 99	100 to 249	250 to 499	500 to 999	1,000 or more
<b>NASSAU—Con.</b>														
<b>62</b>	<b>Health care and social assistance</b>	<b>1 790</b>	<b>10 395</b>	<b>44 358</b>	<b>99</b>	<b>48</b>	<b>19</b>	<b>19</b>	<b>7</b>	<b>1</b>	<b>3</b>	<b>2</b>	—	—
621	Ambulatory health care services	451	3 673	16 392	63	29	16	14	4	—	—	—	—	—
6211	Offices of physicians	179	1 817	8 088	26	9	9	8	—	—	—	—	—	—
62111	Offices of physicians (exc mental health)	179	1 817	8 088	26	9	9	8	—	—	—	—	—	—
621111	Offices of physicians (exc mental health)	179	1 817	8 088	26	9	9	8	—	—	—	—	—	—
622	Hospitals	(E)	(D)	(D)	1	—	—	—	—	—	—	1	—	—
6221	General medical & surgical hospitals	(E)	(D)	(D)	1	—	—	—	—	—	—	1	—	—
62211	General medical & surgical hospitals	(E)	(D)	(D)	1	—	—	—	—	—	—	1	—	—
623	Nursing & residential care facilities	746	3 001	12 183	6	—	—	—	2	—	3	1	—	—
6231	Nursing care facilities	(E)	(D)	(D)	2	—	—	—	—	—	2	—	—	—
62311	Nursing care facilities	(E)	(D)	(D)	2	—	—	—	—	—	2	—	—	—
6232	Residential mental retardation, health facil	(E)	(D)	(D)	2	—	—	—	—	—	1	1	—	—
62321	Residential mental retardation facilities	(E)	(D)	(D)	1	—	—	—	—	—	1	1	—	—
62322	Residential mental health, subst abuse facil	(C)	(D)	(D)	1	—	—	—	—	—	1	—	—	—
624	Social assistance	(C)	(D)	(D)	29	19	3	5	1	1	—	—	—	—
6244	Child day care services	132	424	1 820	18	10	2	5	1	—	—	—	—	—
62441	Child day care services	132	424	1 820	18	10	2	5	1	—	—	—	—	—
624410	Child day care services	132	424	1 820	18	10	2	5	1	—	—	—	—	—
<b>71</b>	<b>Arts, entertainment &amp; recreation</b>	<b>(E)</b>	<b>(D)</b>	<b>(D)</b>	<b>23</b>	<b>12</b>	<b>3</b>	<b>5</b>	<b>1</b>	<b>2</b>	—	—	—	—
713	Amusement, gambling & recreation industries	250	506	2 037	17	7	3	4	1	2	—	—	—	—
7139	Other amusement & recreation industries	(C)	(D)	(D)	16	6	3	4	1	2	—	—	—	—
71394	Fitness & recreational sports centers	198	302	1 252	6	1	1	1	1	2	—	—	—	—
713940	Fitness & recreational sports centers	198	302	1 252	6	1	1	1	1	2	—	—	—	—
<b>72</b>	<b>Accommodation &amp; food services</b>	<b>3 061</b>	<b>13 154</b>	<b>56 009</b>	<b>105</b>	<b>34</b>	<b>13</b>	<b>28</b>	<b>24</b>	<b>3</b>	<b>1</b>	<b>1</b>	<b>1</b>	—
721	Accommodation	1 575	9 380	38 914	19	9	—	5	3	—	—	1	1	—
7211	Traveler accommodation	(G)	(D)	(D)	18	8	—	5	3	—	—	1	1	—
72111	Hotels (exc casino hotels) & motels	1 525	9 234	38 297	11	3	—	4	2	—	—	1	1	—
721110	Hotels (exc casino hotels) & motels	1 525	9 234	38 297	11	3	—	4	2	—	—	1	1	—
722	Food services & drinking places	1 486	3 774	17 095	86	25	13	23	21	3	1	—	—	—
7221	Full-service restaurants	844	2 197	10 129	44	14	6	13	8	2	1	—	—	—
72211	Full-service restaurants	844	2 197	10 129	44	14	6	13	8	2	1	—	—	—
722110	Full-service restaurants	844	2 197	10 129	44	14	6	13	8	2	1	—	—	—
7222	Limited-service eating places	595	1 449	6 512	37	9	5	10	12	1	—	—	—	—
72221	Limited-service eating places	595	1 449	6 512	37	9	5	10	12	1	—	—	—	—
722211	Limited-service restaurants	553	1 370	6 145	33	7	5	9	11	1	—	—	—	—
<b>81</b>	<b>Other services (except public administration)</b>	<b>742</b>	<b>3 304</b>	<b>13 176</b>	<b>155</b>	<b>104</b>	<b>32</b>	<b>14</b>	<b>5</b>	—	—	—	—	—
811	Repair & maintenance	213	1 263	4 835	46	34	7	3	2	—	—	—	—	—
8111	Automotive repair & maintenance	132	699	2 760	31	22	6	2	1	—	—	—	—	—
812	Personal & laundry services	121	572	2 445	41	30	11	—	—	—	—	—	—	—
813	Religious, grantmaking, civic, prof & like organizations	408	1 469	5 896	68	40	14	11	3	—	—	—	—	—
8131	Religious organizations	313	1 065	4 250	45	23	11	8	3	—	—	—	—	—
81311	Religious organizations	313	1 065	4 250	45	23	11	8	3	—	—	—	—	—
813110	Religious organizations	313	1 065	4 250	45	23	11	8	3	—	—	—	—	—
<b>99</b>	<b>Unclassified establishments</b>	<b>(A)</b>	<b>(D)</b>	<b>(D)</b>	<b>2</b>	<b>2</b>	—	—	—	—	—	—	—	—
<b>OKALOOSA</b>														
	<b>Total</b>	<b>61 546</b>	<b>370 350</b>	<b>1 586 901</b>	<b>5 035</b>	<b>2 721</b>	<b>1 093</b>	<b>572</b>	<b>421</b>	<b>139</b>	<b>71</b>	<b>10</b>	<b>6</b>	<b>2</b>
<b>11</b>	<b>Forestry, fishing, hunting, and agriculture support</b>	<b>(B)</b>	<b>(D)</b>	<b>(D)</b>	<b>10</b>	<b>10</b>	—	—	—	—	—	—	—	—
<b>21</b>	<b>Mining</b>	<b>(B)</b>	<b>(D)</b>	<b>(D)</b>	<b>3</b>	<b>1</b>	<b>1</b>	—	<b>1</b>	—	—	—	—	—
<b>22</b>	<b>Utilities</b>	<b>232</b>	<b>3 037</b>	<b>10 869</b>	<b>18</b>	<b>9</b>	<b>3</b>	<b>2</b>	<b>3</b>	<b>1</b>	—	—	—	—
221	Utilities	232	3 037	10 869	18	9	3	2	3	1	—	—	—	—
2211	Elec pwr generation, transmsn & distribution	(C)	(D)	(D)	9	4	2	—	2	1	—	—	—	—
22112	Electric pwr transmsn, control & distribution	(C)	(D)	(D)	9	4	2	—	2	1	—	—	—	—
<b>23</b>	<b>Construction</b>	<b>3 471</b>	<b>21 391</b>	<b>93 191</b>	<b>536</b>	<b>360</b>	<b>89</b>	<b>52</b>	<b>26</b>	<b>5</b>	<b>4</b>	—	—	—
236	Construction of Buildings	775	6 038	26 764	171	129	24	12	3	3	—	—	—	—
2361	Residential Building Construction	442	3 505	15 072	152	123	19	8	2	—	—	—	—	—
23611	Residential Building Construction	442	3 505	15 072	152	123	19	8	2	—	—	—	—	—
236115	New Single-Family Housing Construction (except Operative Builders)	313	2 565	10 491	109	87	16	5	1	—	—	—	—	—
2362	Nonresidential Building Construction	333	2 533	11 692	19	6	5	4	1	3	—	—	—	—
23622	Commercial and Institutional Building Construction	333	2 533	11 692	19	6	5	4	1	3	—	—	—	—
236220	Commercial and Institutional Building Construction	333	2 533	11 692	19	6	5	4	1	3	—	—	—	—
237	Heavy and Civil Engineering Construction	250	1 776	8 323	40	28	4	4	4	—	—	—	—	—
2371	Utility System Construction	125	817	3 379	11	7	1	1	2	—	—	—	—	—
23711	Water and Sewer Line and Related Structures Construction	125	817	3 379	11	7	1	1	2	—	—	—	—	—
237110	Water and Sewer Line and Related Structures Construction	125	817	3 379	11	7	1	1	2	—	—	—	—	—

See footnotes at end of table.

**Table 6. Counties—Employees, Payroll, and Establishments by Industry: 2003—Con.**

[Excludes most government employees, railroad employees, and self-employed persons. Size class 1 to 4 includes establishments with payroll, but no employees, during mid-March pay period. (D) denotes figures withheld to avoid disclosing data for individual companies; the data are included in broader industry totals. Detailed industries with 100 or more employees are shown if industry was not a (D). For explanation of terms, abbreviations, and data reliability/comparability, see introductory text]

NAICS code	Industry	Number of employees for week including March 12	Payroll (\$1,000)		Total number of establishments	Number of establishments by employment-size class									
			First quarter	Annual		1 to 4	5 to 9	10 to 19	20 to 49	50 to 99	100 to 249	250 to 499	500 to 999	1,000 or more	
<b>OKALOOSA—Con.</b>															
<b>23</b>	<b>Construction—Con.</b>														
238	Specialty Trade Contractors .....	2 446	13 577	58 104	325	203	61	36	19	2	4	—	—	—	
2381	Foundation, Structure, and Building Exterior Contractors .....	625	3 232	13 892	74	42	15	12	2	2	1	—	—	—	
23811	Poured Concrete Foundation and Structure Contractors .....	128	583	2 435	16	7	7	1	—	1	—	—	—	—	
238110	Poured Concrete Foundation and Structure Contractors .....	128	583	2 435	16	7	7	1	—	1	—	—	—	—	
23814	Masonry Contractors .....	240	1 305	5 894	20	10	2	6	1	—	1	—	—	—	
238140	Masonry Contractors .....	240	1 305	5 894	20	10	2	6	1	—	1	—	—	—	
23816	Roofing Contractors .....	162	948	3 928	16	11	1	2	1	1	—	—	—	—	
238160	Roofing Contractors .....	162	948	3 928	16	11	1	2	1	1	—	—	—	—	
2382	Building Equipment Contractors .....	1 301	7 613	32 662	126	73	26	10	14	—	3	—	—	—	
23821	Electrical Contractors .....	701	4 154	17 876	47	25	8	6	6	—	2	—	—	—	
238210	Electrical Contractors .....	701	4 154	17 876	47	25	8	6	6	—	2	—	—	—	
23822	Plumbing, Heating, and Air-Conditioning Contractors .....	(F)	(D)	(D)	77	47	17	4	8	—	1	—	—	—	
2383	Building Finishing Contractors .....	291	1 502	6 149	78	57	11	8	2	—	—	—	—	—	
23831	Drywall and Insulation Contractors .....	100	552	2 022	15	11	1	1	2	—	—	—	—	—	
238310	Drywall and Insulation Contractors .....	100	552	2 022	15	11	1	1	2	—	—	—	—	—	
2389	Other Specialty Trade Contractors .....	229	1 230	5 401	47	31	9	6	1	—	—	—	—	—	
23899	All Other Specialty Trade Contractors .....	159	762	3 620	27	17	5	4	1	—	—	—	—	—	
238990	All Other Specialty Trade Contractors .....	159	762	3 620	27	17	5	4	1	—	—	—	—	—	
<b>31-33</b>	<b>Manufacturing .....</b>	<b>3 246</b>	<b>30 318</b>	<b>121 145</b>	<b>118</b>	<b>54</b>	<b>24</b>	<b>20</b>	<b>10</b>	<b>2</b>	<b>5</b>	<b>2</b>	<b>1</b>	<b>—</b>	
323	Printing & related support activities .....	121	715	2 641	12	3	4	3	2	—	—	—	—	—	
3231	Printing & related support activities .....	121	715	2 641	12	3	4	3	2	—	—	—	—	—	
32311	Printing .....	(C)	(D)	(D)	11	3	4	2	2	—	—	—	—	—	
327	Nonmetallic mineral product mfg .....	121	836	3 566	12	3	3	5	1	—	—	—	—	—	
3273	Cement & concrete product mfg .....	(C)	(D)	(D)	10	2	3	4	1	—	—	—	—	—	
332	Fabricated metal product mfg .....	155	1 318	4 809	14	8	1	1	3	1	—	—	—	—	
334	Computer & electronic product mfg .....	1 342	13 575	53 729	7	2	2	—	—	—	1	1	—	—	
3344	Semiconductor & oth electronic component mfg .....	(E)	(D)	(D)	1	—	—	—	—	—	—	1	—	—	
33441	Semiconductor & oth electronic component mfg .....	(E)	(D)	(D)	1	—	—	—	—	—	—	1	—	—	
3345	Nav, measuring, medical, control instruments mfg .....	(F)	(D)	(D)	4	1	1	—	—	—	1	—	1	—	
33451	Nav, measuring, medical, control instruments mfg .....	(F)	(D)	(D)	4	1	1	—	—	—	1	—	1	—	
335	Electrical equip, appliance & component mfg .....	(C)	(D)	(D)	4	2	1	—	—	—	1	—	—	—	
3359	Other electrical equipment & component mfg .....	(C)	(D)	(D)	2	1	—	—	—	—	1	—	—	—	
33599	All oth electrical equipment & component mfg .....	(C)	(D)	(D)	2	1	—	—	—	—	1	—	—	—	
336	Transportation equipment mfg .....	704	7 256	26 601	10	3	2	1	1	1	1	1	—	—	
3364	Aerospace product & parts mfg .....	653	6 908	25 139	4	—	1	—	—	1	1	1	—	—	
33641	Aerospace product & parts mfg .....	653	6 908	25 139	4	—	1	—	—	1	1	1	—	—	
337	Furniture & related product mfg .....	182	1 269	5 642	16	11	1	3	—	—	1	—	—	—	
3371	HH & institutional furniture & kitchen cabinet mfg .....	(C)	(D)	(D)	15	10	1	3	—	—	1	—	—	—	
33711	Wood kitchen cabinet & countertop mfg .....	173	1 221	5 437	12	8	—	3	—	—	1	—	—	—	
337110	Wood kitchen cabinet & countertop mfg .....	173	1 221	5 437	12	8	—	3	—	—	1	—	—	—	
339	Miscellaneous mfg .....	186	1 052	4 462	14	9	1	3	—	—	1	—	—	—	
3399	Other miscellaneous mfg .....	159	893	3 798	7	4	—	2	—	—	1	—	—	—	
33992	Sporting & athletic goods mfg .....	(C)	(D)	(D)	3	2	—	—	—	—	1	—	—	—	
<b>42</b>	<b>Wholesale trade .....</b>	<b>908</b>	<b>6 468</b>	<b>26 498</b>	<b>147</b>	<b>96</b>	<b>28</b>	<b>12</b>	<b>9</b>	<b>1</b>	<b>1</b>	<b>—</b>	<b>—</b>	<b>—</b>	
423	Merchant Wholesalers, Durable Goods .....	495	3 887	16 179	87	55	17	9	6	—	—	—	—	—	
4231	Motor Vehicle and Motor Vehicle Parts and Supplies Merchant Wholesalers .....	105	714	2 768	12	8	2	—	2	—	—	—	—	—	
424	Merchant Wholesalers, Nondurable Goods .....	392	2 506	9 935	51	33	11	2	3	1	1	—	—	—	
4244	Grocery and Related Product Wholesalers .....	192	1 222	4 791	21	14	5	—	1	—	1	—	—	—	
42449	Other Grocery and Related Products Merchant Wholesalers .....	119	741	3 076	7	6	—	—	—	—	1	—	—	—	
424490	Other Grocery and Related Products Merchant Wholesalers .....	119	741	3 076	7	6	—	—	—	—	1	—	—	—	
<b>44-45</b>	<b>Retail trade .....</b>	<b>12 740</b>	<b>59 296</b>	<b>260 837</b>	<b>969</b>	<b>377</b>	<b>333</b>	<b>149</b>	<b>62</b>	<b>28</b>	<b>17</b>	<b>2</b>	<b>1</b>	<b>—</b>	
441	Motor vehicle & parts dealers .....	1 633	12 441	57 264	121	47	35	19	13	4	3	—	—	—	
4411	Automobile dealers .....	948	8 459	39 773	38	16	6	2	7	4	3	—	—	—	
44111	New car dealers .....	872	8 014	37 534	17	—	2	1	7	4	3	—	—	—	
441110	New car dealers .....	872	8 014	37 534	17	—	2	1	7	4	3	—	—	—	
4412	Other motor vehicle dealers .....	278	1 829	8 528	27	12	6	4	5	—	—	—	—	—	
44122	Motorcycle & boat & other MV dealers .....	(C)	(D)	(D)	26	12	6	4	4	—	—	—	—	—	
441222	Boat dealers .....	179	1 099	5 431	19	7	6	3	3	—	—	—	—	—	
4413	Automotive parts, accessories & tire stores .....	407	2 153	8 963	56	19	23	13	1	—	—	—	—	—	
44131	Automotive parts, accessories & tire stores .....	256	1 130	4 542	32	12	9	10	1	—	—	—	—	—	
441310	Automotive parts, accessories & tire stores .....	256	1 130	4 542	32	12	9	10	1	—	—	—	—	—	
44132	Tire dealers .....	151	1 023	4 421	24	7	14	3	—	—	—	—	—	—	
441320	Tire dealers .....	151	1 023	4 421	24	7	14	3	—	—	—	—	—	—	

See footnotes at end of table.

**Table 6. Counties—Employees, Payroll, and Establishments by Industry: 2003—Con.**

[Excludes most government employees, railroad employees, and self-employed persons. Size class 1 to 4 includes establishments with payroll, but no employees, during mid-March pay period. (D) denotes figures withheld to avoid disclosing data for individual companies; the data are included in broader industry totals. Detailed industries with 100 or more employees are shown if industry was not a (D). For explanation of terms, abbreviations, and data reliability/comparability, see introductory text]

NAICS code	Industry	Number of employees for week including March 12	Payroll (\$1,000)		Total number of establishments	Number of establishments by employment-size class								
			First quarter	Annual		1 to 4	5 to 9	10 to 19	20 to 49	50 to 99	100 to 249	250 to 499	500 to 999	1,000 or more
<b>OKALOOSA—Con.</b>														
<b>44-45 Retail trade—Con.</b>														
442	Furniture & home furnishing stores .....	539	2 835	12 085	76	27	28	19	2	—	—	—	—	—
4421	Furniture stores .....	238	1 313	5 556	32	11	11	9	1	—	—	—	—	—
44211	Furniture stores .....	238	1 313	5 556	32	11	11	9	1	—	—	—	—	—
442110	Furniture stores .....	238	1 313	5 556	32	11	11	9	1	—	—	—	—	—
4422	Home furnishings stores .....	301	1 522	6 529	44	16	17	10	1	—	—	—	—	—
44229	Other home furnishings stores .....	222	905	4 006	30	11	9	9	1	—	—	—	—	—
443	Electronics & appliance stores .....	221	1 306	5 108	34	20	10	3	—	1	—	—	—	—
4431	Electronics & appliance stores .....	221	1 306	5 108	34	20	10	3	—	1	—	—	—	—
44311	Appliance, TV & all other electronics stores ..	167	891	3 507	26	16	7	2	—	1	—	—	—	—
443112	Radio, television & other electronics stores .	125	629	2 446	18	12	4	1	—	1	—	—	—	—
444	Bldg material & garden equip & supp dealers .....	851	5 129	21 259	59	23	15	12	6	1	2	—	—	—
4441	Building material & supplies dealers .....	778	4 837	19 962	48	20	10	9	6	1	2	—	—	—
44411	Home centers .....	(E)	(D)	(D)	2	—	—	—	—	—	2	—	—	—
44413	Hardware stores .....	111	335	1 415	9	2	3	2	2	—	—	—	—	—
444130	Hardware stores .....	111	335	1 415	9	2	3	2	2	—	—	—	—	—
44419	Other building material dealers .....	313	2 454	10 939	30	13	5	7	4	1	—	—	—	—
444190	Other building material dealers .....	313	2 454	10 939	30	13	5	7	4	1	—	—	—	—
445	Food & beverage stores .....	1 818	6 665	29 024	86	38	22	8	4	9	5	—	—	—
4451	Grocery stores .....	1 423	5 803	25 173	36	14	6	2	1	8	5	—	—	—
44511	Grocery (except convenience) stores .....	1 383	5 662	23 328	26	9	1	2	1	8	5	—	—	—
445110	Grocery (except convenience) stores .....	1 383	5 662	23 328	26	9	1	2	1	8	5	—	—	—
4452	Specialty food stores .....	207	448	2 107	29	17	7	4	—	1	—	—	—	—
44529	Other specialty food stores .....	123	171	836	15	11	2	1	—	1	—	—	—	—
4453	Beer, wine & liquor stores .....	188	414	1 744	21	7	9	2	3	—	—	—	—	—
44531	Beer, wine & liquor stores .....	188	414	1 744	21	7	9	2	3	—	—	—	—	—
445310	Beer, wine & liquor stores .....	188	414	1 744	21	7	9	2	3	—	—	—	—	—
446	Health & personal care stores .....	584	2 748	12 296	63	23	19	14	7	—	—	—	—	—
4461	Health & personal care stores .....	584	2 748	12 296	63	23	19	14	7	—	—	—	—	—
44611	Pharmacies & drug stores .....	356	1 831	8 502	25	5	4	10	6	—	—	—	—	—
446110	Pharmacies & drug stores .....	356	1 831	8 502	25	5	4	10	6	—	—	—	—	—
447	Gasoline stations .....	702	2 545	10 941	101	22	64	12	3	—	—	—	—	—
4471	Gasoline stations .....	702	2 545	10 941	101	22	64	12	3	—	—	—	—	—
44711	Gasoline stations with convenience stores ...	677	2 452	10 536	94	18	61	12	3	—	—	—	—	—
447110	Gasoline stations with convenience stores .	677	2 452	10 536	94	18	61	12	3	—	—	—	—	—
448	Clothing & clothing accessories stores .....	2 340	6 553	30 511	198	67	74	32	14	10	1	—	—	—
4481	Clothing stores .....	1 894	4 761	22 526	126	38	44	20	13	10	1	—	—	—
44812	Women's clothing stores .....	499	1 065	5 190	44	15	20	6	1	1	1	—	—	—
448120	Women's clothing stores .....	499	1 065	5 190	44	15	20	6	1	1	1	—	—	—
44814	Family clothing stores .....	1 049	2 483	11 162	43	8	10	8	9	8	—	—	—	—
448140	Family clothing stores .....	1 049	2 483	11 162	43	8	10	8	9	8	—	—	—	—
44819	Other clothing stores .....	231	797	3 965	17	6	4	3	3	1	—	—	—	—
448190	Other clothing stores .....	231	797	3 965	17	6	4	3	3	1	—	—	—	—
4482	Shoe stores .....	236	780	3 635	35	14	13	7	1	—	—	—	—	—
44821	Shoe stores .....	236	780	3 635	35	14	13	7	1	—	—	—	—	—
448210	Shoe stores .....	236	780	3 635	35	14	13	7	1	—	—	—	—	—
4483	Jewelry, luggage & leather goods stores .....	210	1 012	4 350	37	15	17	5	—	—	—	—	—	—
44831	Jewelry stores .....	192	928	4 067	34	14	15	5	—	—	—	—	—	—
448310	Jewelry stores .....	192	928	4 067	34	14	15	5	—	—	—	—	—	—
451	Sporting goods, hobby, book & music stores .....	358	1 145	8 476	61	34	16	10	1	—	—	—	—	—
4511	Sporting goods, hobby, musical instrument stores .....	195	732	6 834	43	26	12	5	—	—	—	—	—	—
4512	Book, periodical & music stores .....	163	413	1 642	18	8	4	5	1	—	—	—	—	—
45121	Book stores & news dealers .....	126	330	1 372	12	5	2	4	1	—	—	—	—	—
452	General merchandise stores .....	2 621	12 364	48 872	31	4	12	2	2	3	5	2	1	—
4521	Department stores .....	730	3 043	12 360	7	—	—	—	—	3	4	—	—	—
45211	Department stores .....	730	3 043	12 360	7	—	—	—	—	3	4	—	—	—
4529	Other general merchandise stores .....	1 891	9 321	36 512	24	4	12	2	2	—	1	2	1	—
45291	Warehouse clubs & superstores .....	(G)	(D)	(D)	4	—	—	—	—	—	1	2	1	—
45299	All other general merchandise stores .....	(C)	(D)	(D)	20	4	12	2	2	—	—	—	—	—
453	Miscellaneous store retailers .....	810	3 286	11 217	115	59	31	16	9	—	—	—	—	—
4531	Florists .....	142	228	948	16	6	5	3	2	—	—	—	—	—
45311	Florists .....	142	228	948	16	6	5	3	2	—	—	—	—	—
453110	Florists .....	142	228	948	16	6	5	3	2	—	—	—	—	—
4532	Office supplies, stationery & gift stores .....	292	880	3 761	43	23	10	8	2	—	—	—	—	—
45322	Gift, novelty & souvenir stores .....	197	440	2 076	35	18	10	7	—	—	—	—	—	—
453220	Gift, novelty & souvenir stores .....	197	440	2 076	35	18	10	7	—	—	—	—	—	—
4533	Used merchandise stores .....	143	454	2 041	18	10	4	2	2	—	—	—	—	—
45331	Used merchandise stores .....	143	454	2 041	18	10	4	2	2	—	—	—	—	—
453310	Used merchandise stores .....	143	454	2 041	18	10	4	2	2	—	—	—	—	—
4539	Other miscellaneous store retailers .....	233	1 724	4 467	38	20	12	3	3	—	—	—	—	—
45399	All other miscellaneous store retailers .....	147	1 309	2 656	19	8	6	3	2	—	—	—	—	—
453998	All other misc store retailers (exc tobacco) .	136	1 267	2 480	16	6	5	3	2	—	—	—	—	—
454	Nonstore retailers .....	263	2 279	13 784	24	13	7	2	1	—	1	—	—	—
4541	Electronic shopping & mail-order houses .....	170	1 742	11 814	7	3	2	1	—	—	1	—	—	—
45411	Electronic shopping & mail-order houses .....	170	1 742	11 814	7	3	2	1	—	—	1	—	—	—
454113	Mail-Order Houses .....	151	1 681	11 548	4	2	—	1	—	—	1	—	—	—

See footnotes at end of table.

**Table 6. Counties—Employees, Payroll, and Establishments by Industry: 2003—Con.**

[Excludes most government employees, railroad employees, and self-employed persons. Size class 1 to 4 includes establishments with payroll, but no employees, during mid-March pay period. (D) denotes figures withheld to avoid disclosing data for individual companies; the data are included in broader industry totals. Detailed industries with 100 or more employees are shown if industry was not a (D). For explanation of terms, abbreviations, and data reliability/comparability, see introductory text]

NAICS code	Industry	Number of employees for week including March 12	Payroll (\$1,000)		Total number of establishments	Number of establishments by employment-size class								
			First quarter	Annual		1 to 4	5 to 9	10 to 19	20 to 49	50 to 99	100 to 249	250 to 499	500 to 999	1,000 or more
<b>OKALOOSA—Con.</b>														
<b>48-49</b>	<b>Transportation &amp; warehousing .....</b>	<b>850</b>	<b>5 011</b>	<b>22 345</b>	<b>90</b>	<b>63</b>	<b>6</b>	<b>6</b>	<b>12</b>	<b>2</b>	<b>1</b>	—	—	—
481	Air transportation .....	121	1 230	5 704	7	2	1	1	3	—	—	—	—	—
484	Truck transportation .....	237	968	4 759	23	13	1	3	6	—	—	—	—	—
4842	Specialized freight trucking .....	145	719	3 541	14	8	1	2	3	—	—	—	—	—
48421	Used household & office goods moving .....	140	667	3 317	10	4	1	2	3	—	—	—	—	—
484210	Used household & office goods moving .....	140	667	3 317	10	4	1	2	3	—	—	—	—	—
492	Couriers & messengers .....	214	1 575	6 222	8	4	1	—	2	—	1	—	—	—
4921	Couriers .....	(C)	(D)	(D)	6	3	—	—	2	—	1	—	—	—
49211	Couriers .....	(C)	(D)	(D)	6	3	—	—	2	—	1	—	—	—
<b>51</b>	<b>Information .....</b>	<b>1 153</b>	<b>8 669</b>	<b>33 407</b>	<b>85</b>	<b>45</b>	<b>17</b>	<b>9</b>	<b>9</b>	<b>2</b>	<b>3</b>	—	—	—
511	Publishing industries .....	305	2 140	9 123	20	12	4	2	1	—	1	—	—	—
5111	Newspaper, periodical, book, database publishers .....	290	1 946	8 306	16	9	4	1	1	—	1	—	—	—
51111	Newspaper publishers .....	268	1 730	7 397	8	3	2	1	1	—	1	—	—	—
511110	Newspaper publishers .....	268	1 730	7 397	8	3	2	1	1	—	1	—	—	—
512	Motion picture & sound recording industries .....	(C)	(D)	(D)	8	3	1	—	4	—	—	—	—	—
5121	Motion picture & video industries .....	(C)	(D)	(D)	8	3	1	—	4	—	—	—	—	—
51213	Motion picture & video exhibition .....	124	214	1 048	5	1	—	—	4	—	—	—	—	—
512131	Motion picture theaters (except drive-ins) ..	124	214	1 048	5	1	—	—	4	—	—	—	—	—
515	Broadcasting (except Internet) .....	137	686	3 045	9	3	3	1	1	1	—	—	—	—
5151	Radio and Television Broadcasting .....	137	686	3 045	9	3	3	1	1	1	—	—	—	—
51511	Radio Broadcasting .....	(C)	(D)	(D)	8	3	3	1	1	1	—	—	—	—
517	Telecommunications .....	486	4 940	17 570	33	18	7	3	2	1	2	—	—	—
5171	Wired Telecommunications Carriers .....	(E)	(D)	(D)	15	8	2	2	1	1	1	—	—	—
51711	Wired Telecommunications Carriers .....	(E)	(D)	(D)	15	8	2	2	1	1	1	—	—	—
5175	Cable and Other Program Distribution .....	(C)	(D)	(D)	1	—	—	—	—	—	1	—	—	—
51751	Cable and Other Program Distribution .....	(C)	(D)	(D)	1	—	—	—	—	—	1	—	—	—
<b>52</b>	<b>Finance &amp; insurance .....</b>	<b>2 837</b>	<b>23 380</b>	<b>100 349</b>	<b>338</b>	<b>201</b>	<b>75</b>	<b>35</b>	<b>21</b>	<b>2</b>	<b>3</b>	<b>1</b>	—	—
522	Credit intermediation & related activities .....	1 751	15 125	63 858	159	76	43	19	16	2	3	—	—	—
5221	Depository credit intermediation .....	1 185	10 397	41 379	88	29	29	13	13	2	2	—	—	—
52211	Commercial banking .....	817	8 065	31 194	74	26	27	9	2	1	—	—	—	—
522110	Commercial banking .....	817	8 065	31 194	74	26	27	9	2	1	—	—	—	—
52213	Credit unions .....	(E)	(D)	(D)	11	3	1	2	4	—	1	—	—	—
5222	Nondepository credit intermediation .....	225	2 474	12 031	40	25	8	5	2	—	—	—	—	—
52229	Other nondepository credit intermediation .....	204	2 357	11 632	35	23	5	5	2	—	—	—	—	—
522292	Real estate credit .....	161	2 030	10 292	22	12	4	4	2	—	—	—	—	—
5223	Activities related to credit intermediation .....	341	2 254	10 448	31	22	6	1	1	—	1	—	—	—
52239	Other credit intermediation activities .....	250	1 583	7 365	12	7	3	1	—	—	1	—	—	—
522390	Other credit intermediation activities .....	250	1 583	7 365	12	7	3	1	—	—	1	—	—	—
523	Security, commodity contracts & like activity .....	(C)	(D)	(D)	40	33	2	4	1	—	—	—	—	—
5231	Secrty & comdty contracts intermed & brokerage ..	111	2 440	9 925	21	15	1	4	1	—	—	—	—	—
524	Insurance carriers & related activities .....	950	5 703	25 748	138	91	30	12	4	—	—	1	—	—
5241	Insurance carriers .....	(F)	(D)	(D)	32	22	2	5	2	—	—	1	—	—
52412	Other direct insurance carriers .....	439	1 832	9 160	25	20	2	1	1	—	—	1	—	—
5242	Agencies & other insurance related activities .....	(E)	(D)	(D)	106	69	28	7	2	—	—	—	—	—
52421	Insurance agencies & brokerages .....	424	3 115	13 275	103	66	28	7	2	—	—	—	—	—
524210	Insurance agencies & brokerages .....	424	3 115	13 275	103	66	28	7	2	—	—	—	—	—
<b>53</b>	<b>Real estate &amp; rental &amp; leasing .....</b>	<b>2 107</b>	<b>9 880</b>	<b>46 453</b>	<b>348</b>	<b>243</b>	<b>55</b>	<b>24</b>	<b>22</b>	<b>2</b>	<b>2</b>	—	—	—
531	Real estate .....	1 535	7 920	37 287	269	199	37	12	18	2	1	—	—	—
5311	Lessors of real estate .....	329	1 544	6 737	82	67	8	2	5	—	—	—	—	—
53111	Lessors of residential buildings & dwellings .....	119	539	2 238	34	27	5	1	1	—	—	—	—	—
531110	Lessors of residential buildings & dwellings .....	119	539	2 238	34	27	5	1	1	—	—	—	—	—
53112	Lessors of nonres bldg (exc miniwarehouses) .....	147	899	3 908	27	21	2	1	3	—	—	—	—	—
531120	Lessors of nonres bldg (exc miniwarehouses) .....	147	899	3 908	27	21	2	1	3	—	—	—	—	—
5312	Offices of real estate agents & brokers .....	391	2 275	12 163	111	89	15	3	4	—	—	—	—	—
53121	Offices of real estate agents & brokers .....	391	2 275	12 163	111	89	15	3	4	—	—	—	—	—
531210	Offices of real estate agents & brokers .....	391	2 275	12 163	111	89	15	3	4	—	—	—	—	—
5313	Activities related to real estate .....	815	4 101	18 387	76	43	14	7	9	2	1	—	—	—
53131	Real estate property managers .....	729	3 444	15 242	42	16	8	6	9	2	1	—	—	—
531311	Residential property managers .....	716	3 367	14 967	39	14	7	6	9	2	1	—	—	—
532	Rental & leasing services .....	(E)	(D)	(D)	77	43	18	12	4	—	—	—	—	—
5322	Consumer goods rental .....	294	1 018	5 173	50	27	13	8	2	—	—	—	—	—
53223	Video tape & disc rental .....	184	508	2 275	20	5	6	7	2	—	—	—	—	—
532230	Video tape & disc rental .....	184	508	2 275	20	5	6	7	2	—	—	—	—	—
533	Lessors of other nonfinancial intangible asset .....	(C)	(D)	(D)	2	1	—	—	—	—	1	—	—	—
5331	Lessors of other nonfinancial intangible asset .....	(C)	(D)	(D)	2	1	—	—	—	—	1	—	—	—
53311	Lessors of other nonfinancial intangible asset .....	(C)	(D)	(D)	2	1	—	—	—	—	1	—	—	—

See footnotes at end of table.

**Table 6. Counties—Employees, Payroll, and Establishments by Industry: 2003—Con.**

[Excludes most government employees, railroad employees, and self-employed persons. Size class 1 to 4 includes establishments with payroll, but no employees, during mid-March pay period. (D) denotes figures withheld to avoid disclosing data for individual companies; the data are included in broader industry totals. Detailed industries with 100 or more employees are shown if industry was not a (D). For explanation of terms, abbreviations, and data reliability/comparability, see introductory text]

NAICS code	Industry	Number of employees for week including March 12	Payroll (\$1,000)		Total number of establishments	Number of establishments by employment-size class								
			First quarter	Annual		1 to 4	5 to 9	10 to 19	20 to 49	50 to 99	100 to 249	250 to 499	500 to 999	1,000 or more
<b>OKALOOSA—Con.</b>														
<b>54</b>	<b>Professional, scientific &amp; technical services</b>	<b>4 998</b>	<b>59 357</b>	<b>253 161</b>	<b>548</b>	<b>363</b>	<b>84</b>	<b>50</b>	<b>33</b>	<b>10</b>	<b>7</b>	<b>1</b>		
541	Professional, scientific & technical services	4 998	59 357	253 161	548	363	84	50	33	10	7	1		
5411	Legal services	551	4 273	19 735	133	95	23	13	2					
54111	Offices of lawyers	489	3 875	17 294	114	81	19	12	2					
541110	Offices of lawyers	489	3 875	17 294	114	81	19	12	2					
5412	Accounting, tax prep, bookkeep, payroll services	390	2 164	8 684	66	44	13	7	1	1				
54121	Accounting, tax prep, bookkeep, payroll services	390	2 164	8 684	66	44	13	7	1	1				
541211	Offices of certified public accountants	260	1 698	6 966	34	24	4	4	1	1				
5413	Architectural, engineering & related services	1 661	22 828	94 127	107	57	22	11	12	1	3	1		
54133	Engineering services	1 417	21 055	86 212	64	29	15	6	9	1	3	1		
541330	Engineering services	1 417	21 055	86 212	64	29	15	6	9	1	3	1		
54137	Surveying, mapping (exc geophysical) services	107	890	4 076	10	5	1	2	2					
541370	Surveying, mapping (exc geophysical) services	107	890	4 076	10	5	1	2	2					
5415	Computer systems design & related services	972	13 237	55 036	53	35	3	3	5	4	3			
54151	Computer systems design & related services	972	13 237	55 036	53	35	3	3	5	4	3			
541511	Custom computer programming services	282	4 854	19 765	15	11		1	1	1				
541512	Computer systems design services	605	7 355	30 475	26	16	2	1	2	3	2			
5416	Management, sci & tech consulting services	331	3 356	20 189	83	67	8	5	2	1				
54161	Management consulting services	299	3 020	18 780	70	56	7	4	2	1				
541611	Admin & gen management consulting services	179	1 706	10 324	38	32	2	2	1	1				
5417	Scientific R&D services	630	10 975	41 194	23	10	3		6	3	1			
54171	R&D in physical, engineering & life sciences	(F)	(D)	(D)	20	8	2		6	3	1			
5419	Oth professional, scientific, technical services	341	1 638	6 918	50	30	7	9	4					
54194	Veterinary services	230	884	3 743	25	10	5	7	3					
541940	Veterinary services	230	884	3 743	25	10	5	7	3					
<b>55</b>	<b>Management of companies &amp; enterprises</b>	<b>364</b>	<b>3 659</b>	<b>14 838</b>	<b>15</b>	<b>2</b>	<b>5</b>	<b>1</b>	<b>4</b>	<b>3</b>				
551	Management of companies & enterprises	364	3 659	14 838	15	2	5	1	4	3				
5511	Management of companies & enterprises	364	3 659	14 838	15	2	5	1	4	3				
55111	Management of companies & enterprises	364	3 659	14 838	15	2	5	1	4	3				
<b>56</b>	<b>Admin, support, waste mgmt, remediation services</b>	<b>4 750</b>	<b>28 443</b>	<b>123 175</b>	<b>230</b>	<b>135</b>	<b>41</b>	<b>23</b>	<b>13</b>	<b>10</b>	<b>6</b>		<b>1</b>	<b>1</b>
561	Administrative & support services	4 492	26 233	113 023	220	133	38	20	13	9	5		1	1
5612	Facilities support services	(G)	(D)	(D)	7	3	1			1	1			1
56121	Facilities support services	(G)	(D)	(D)	7	3	1			1	1			1
5613	Employment services	1 493	4 722	19 861	15	4		1	2	4	3		1	
56132	Temporary help services	587	2 518	11 291	8			1	2	3	2			
561320	Temporary help services	587	2 518	11 291	8			1	2	3	2			
56133	Employee leasing services	900	2 142	8 337	3					1	1		1	
561330	Employee leasing services	900	2 142	8 337	3					1	1		1	
5614	Business support services	374	1 278	5 191	24	12	7	3	1		1			
56142	Telephone call centers	(C)	(D)	(D)	1						1			
5616	Investigation & security services	156	747	2 948	11	6	1		3	1				
56162	Security systems services	121	649	2 608	8	4	1		2	1				
5617	Services to buildings & dwellings	852	3 589	15 870	134	90	24	10	7	3				
56171	Exterminating & pest control services	216	1 455	6 259	15	2	5	5	3					
561710	Exterminating & pest control services	216	1 455	6 259	15	2	5	5	3					
56172	Janitorial services	329	938	4 229	46	33	5	3	3	2				
561720	Janitorial services	329	938	4 229	46	33	5	3	3	2				
56173	Landscaping services	237	916	4 230	51	39	8	2	1	1				
561730	Landscaping services	237	916	4 230	51	39	8	2	1	1				
562	Waste management & remediation services	258	2 210	10 152	10	2	3	3		1	1			
5621	Waste collection	128	1 061	4 884	4	1		2			1			
56211	Waste collection	128	1 061	4 884	4	1		2			1			
5629	Remediation & oth waste management services	(C)	(D)	(D)	4		2	1		1				
<b>61</b>	<b>Educational services</b>	<b>(F)</b>	<b>(D)</b>	<b>(D)</b>	<b>45</b>	<b>28</b>	<b>4</b>	<b>3</b>	<b>8</b>	<b>1</b>	<b>1</b>			
611	Educational services	(F)	(D)	(D)	45	28	4	3	8	1	1			
6111	Elementary & secondary schools	391	1 464	6 098	11	2	1	1	5	1	1			
61111	Elementary & secondary schools	391	1 464	6 098	11	2	1	1	5	1	1			
611110	Elementary & secondary schools	391	1 464	6 098	11	2	1	1	5	1	1			
6116	Other schools & instruction	118	464	1 889	20	14	2	1	3					
<b>62</b>	<b>Health care and social assistance</b>	<b>8 110</b>	<b>62 744</b>	<b>257 572</b>	<b>474</b>	<b>228</b>	<b>143</b>	<b>51</b>	<b>30</b>	<b>8</b>	<b>8</b>	<b>3</b>	<b>2</b>	<b>1</b>
621	Ambulatory health care services	2 559	21 651	98 257	360	184	121	39	11	4		1		
6211	Offices of physicians	1 250	13 172	60 776	176	103	53	11	7	1		1		
62111	Offices of physicians	1 250	13 172	60 776	176	103	53	11	7	1		1		
621111	Offices of physicians (exc mental health)	1 200	12 739	58 698	162	91	52	11	6	1		1		
6212	Offices of dentists	509	3 310	16 363	71	14	40	16	1					
62121	Offices of dentists	509	3 310	16 363	71	14	40	16	1					
621210	Offices of dentists	509	3 310	16 363	71	14	40	16	1					
6213	Offices of other health practitioners	310	1 730	6 750	76	51	18	6	1					
6214	Outpatient care centers	271	1 743	7 120	17	6	7	2		2				
62142	Outpatient mental health, substance abuse ctrs	(C)	(D)	(D)	3		2			1				
62149	Other outpatient care centers	(C)	(D)	(D)	13	5	5	2		1				
621498	All other outpatient care centers	106	683	2 820	6	2	3			1				

See footnotes at end of table.

**Table 6. Counties—Employees, Payroll, and Establishments by Industry: 2003—Con.**

[Excludes most government employees, railroad employees, and self-employed persons. Size class 1 to 4 includes establishments with payroll, but no employees, during mid-March pay period. (D) denotes figures withheld to avoid disclosing data for individual companies; the data are included in broader industry totals. Detailed industries with 100 or more employees are shown if industry was not a (D). For explanation of terms, abbreviations, and data reliability/comparability, see introductory text]

NAICS code	Industry	Number of employees for week including March 12	Payroll (\$1,000)		Total number of establishments	Number of establishments by employment-size class									
			First quarter	Annual		1 to 4	5 to 9	10 to 19	20 to 49	50 to 99	100 to 249	250 to 499	500 to 999	1,000 or more	
<b>OKALOOSA—Con.</b>															
<b>62 Health care and social assistance—Con.</b>															
<b>621 Ambulatory health care services—Con.</b>															
6216	Home health care services .....	148	1 154	4 703	7	3	—	2	1	1	—	—	—	—	
62161	Home health care services .....	148	1 154	4 703	7	3	—	2	1	1	—	—	—	—	
621610	Home health care services .....	148	1 154	4 703	7	3	—	2	1	1	—	—	—	—	
622	Hospitals .....	2 865	29 259	108 949	4	—	—	—	—	—	—	1	2	1	
6221	General medical & surgical hospitals .....	2 865	29 259	108 949	4	—	—	—	—	—	—	1	2	1	
62211	General medical & surgical hospitals .....	2 865	29 259	108 949	4	—	—	—	—	—	—	1	2	1	
622110	General medical & surgical hospitals .....	2 865	29 259	108 949	4	—	—	—	—	—	—	1	2	1	
623	Nursing & residential care facilities .....	1 773	8 811	37 862	31	8	2	5	5	3	7	1	—	—	
6231	Nursing care facilities .....	1 080	6 048	24 280	10	—	—	1	—	3	6	—	—	—	
62311	Nursing care facilities .....	1 080	6 048	24 280	10	—	—	1	—	3	6	—	—	—	
623110	Nursing care facilities .....	1 080	6 048	24 280	10	—	—	1	—	3	6	—	—	—	
6232	Residential mental retardation, health facil .....	520	2 106	10 366	8	2	2	1	1	—	1	1	—	—	
62321	Residential mental retardation facilities .....	(C)	(D)	(D)	2	—	—	—	1	—	1	—	—	—	
62322	Residential mental health, subst abuse facil ..	(E)	(D)	(D)	6	2	2	1	—	—	—	1	—	—	
6233	Community care facilities for the elderly .....	139	496	2 084	7	2	—	1	4	—	—	—	—	—	
62331	Community care facilities for the elderly .....	139	496	2 084	7	2	—	1	4	—	—	—	—	—	
624	Social assistance .....	913	3 023	12 504	79	36	20	7	14	1	1	—	—	—	
6241	Individual & family services .....	424	1 654	6 704	27	13	6	2	4	1	1	—	—	—	
62412	Services for elderly & disabled persons .....	326	1 028	4 353	12	3	4	—	3	1	1	—	—	—	
624120	Services for elderly & disabled persons .....	326	1 028	4 353	12	3	4	—	3	1	1	—	—	—	
6244	Child day care services .....	410	1 049	4 527	42	18	11	4	9	—	—	—	—	—	
62441	Child day care services .....	410	1 049	4 527	42	18	11	4	9	—	—	—	—	—	
624410	Child day care services .....	410	1 049	4 527	42	18	11	4	9	—	—	—	—	—	
71	<b>Arts, entertainment &amp; recreation .....</b>	<b>1 038</b>	<b>2 887</b>	<b>12 675</b>	<b>72</b>	<b>32</b>	<b>14</b>	<b>11</b>	<b>11</b>	<b>2</b>	<b>2</b>	—	—	—	
713	Amusement, gambling & recreation industries .....	922	2 468	10 869	57	24	11	8	10	2	2	—	—	—	
7131	Amusement parks & arcades .....	215	441	3 012	5	1	2	—	—	1	1	—	—	—	
71311	Amusement & theme parks .....	(C)	(D)	(D)	2	—	1	—	—	—	1	—	—	—	
7139	Other amusement & recreation industries .....	670	1 905	7 444	49	22	8	8	9	1	1	—	—	—	
71391	Golf courses & country clubs .....	179	572	2 336	7	—	1	1	4	1	—	—	—	—	
713910	Golf courses & country clubs .....	179	572	2 336	7	—	1	1	4	1	—	—	—	—	
71393	Marinas .....	247	702	2 347	9	3	3	1	1	—	1	—	—	—	
713930	Marinas .....	247	702	2 347	9	3	3	1	1	—	1	—	—	—	
71394	Fitness & recreational sports centers .....	153	340	1 450	17	8	3	3	3	—	—	—	—	—	
713940	Fitness & recreational sports centers .....	153	340	1 450	17	8	3	3	3	—	—	—	—	—	
72	<b>Accommodation &amp; food services .....</b>	<b>10 578</b>	<b>28 625</b>	<b>138 407</b>	<b>439</b>	<b>131</b>	<b>62</b>	<b>69</b>	<b>110</b>	<b>55</b>	<b>10</b>	<b>1</b>	<b>1</b>	—	
721	Accommodation .....	1 518	5 984	28 707	54	14	13	12	8	5	1	—	1	—	
7211	Traveler accommodation .....	1 501	5 923	28 457	48	10	11	12	8	5	1	—	1	—	
72111	Hotels (exc casino hotels) & motels .....	1 501	5 923	28 457	48	10	11	12	8	5	1	—	1	—	
721110	Hotels (exc casino hotels) & motels .....	1 501	5 923	28 457	48	10	11	12	8	5	1	—	1	—	
722	Food services & drinking places .....	9 060	22 641	109 700	385	117	49	57	102	50	9	1	—	—	
7221	Full-service restaurants .....	5 502	14 494	72 541	201	62	24	31	39	38	6	1	—	—	
72211	Full-service restaurants .....	5 502	14 494	72 541	201	62	24	31	39	38	6	1	—	—	
722110	Full-service restaurants .....	5 502	14 494	72 541	201	62	24	31	39	38	6	1	—	—	
7222	Limited-service eating places .....	3 078	6 688	30 165	146	34	20	23	56	10	3	—	—	—	
72221	Limited-service eating places .....	3 078	6 688	30 165	146	34	20	23	56	10	3	—	—	—	
722211	Limited-service restaurants .....	2 745	5 823	25 889	115	22	11	18	52	9	3	—	—	—	
722212	Cafeterias .....	169	509	2 528	5	1	—	—	3	1	—	—	—	—	
722213	Snack & nonalcoholic beverage bars .....	164	356	1 748	26	11	9	5	1	—	—	—	—	—	
7224	Drinking places (alcoholic beverages) .....	467	1 427	6 761	32	15	5	3	7	2	—	—	—	—	
72241	Drinking places (alcoholic beverages) .....	467	1 427	6 761	32	15	5	3	7	2	—	—	—	—	
722410	Drinking places (alcoholic beverages) .....	467	1 427	6 761	32	15	5	3	7	2	—	—	—	—	
81	<b>Other services (except public administration) .....</b>	<b>3 547</b>	<b>14 457</b>	<b>61 417</b>	<b>539</b>	<b>332</b>	<b>109</b>	<b>55</b>	<b>37</b>	<b>5</b>	<b>1</b>	—	—	—	
811	Repair & maintenance .....	729	4 632	19 496	177	124	37	13	3	—	—	—	—	—	
8111	Automotive repair & maintenance .....	549	3 318	14 038	128	88	25	13	2	—	—	—	—	—	
81111	Automotive mechanical & electrical R&M .....	319	1 700	7 235	85	63	16	5	1	—	—	—	—	—	
811111	General automotive repair .....	244	1 232	5 336	67	51	11	4	1	—	—	—	—	—	
81112	Automotive body, paint, interior & glass repair .....	196	1 499	6 239	30	14	8	7	1	—	—	—	—	—	
811121	Automotive body, paint & interior R&M .....	170	1 278	5 307	25	11	7	6	1	—	—	—	—	—	
8114	Personal & household goods R&M .....	115	586	2 543	37	29	8	—	—	—	—	—	—	—	
812	Personal & laundry services .....	741	2 732	11 695	150	96	30	20	4	—	—	—	—	—	
8121	Personal care services .....	402	1 409	6 007	76	45	17	12	2	—	—	—	—	—	
81211	Hair, nail & skin care services .....	335	1 270	5 431	63	37	14	10	2	—	—	—	—	—	
812112	Beauty salons .....	303	1 078	4 547	56	32	13	10	1	—	—	—	—	—	
8123	Drycleaning & laundry services .....	141	505	2 112	25	15	5	4	1	—	—	—	—	—	
81232	Drycleaning & laundry services (exc coin-op) ..	100	310	1 352	14	7	3	3	1	—	—	—	—	—	
812320	Drycleaning & laundry services (exc coin-op) ..	100	310	1 352	14	7	3	3	1	—	—	—	—	—	
8129	Other personal services .....	153	590	2 632	41	31	7	2	1	—	—	—	—	—	

See footnotes at end of table.

**Table 6. Counties—Employees, Payroll, and Establishments by Industry: 2003—Con.**

[Excludes most government employees, railroad employees, and self-employed persons. Size class 1 to 4 includes establishments with payroll, but no employees, during mid-March pay period. (D) denotes figures withheld to avoid disclosing data for individual companies; the data are included in broader industry totals. Detailed industries with 100 or more employees are shown if industry was not a (D). For explanation of terms, abbreviations, and data reliability/comparability, see introductory text]

NAICS code	Industry	Number of employees for week including March 12	Payroll (\$1,000)		Total number of establishments	Number of establishments by employment-size class								
			First quarter	Annual		1 to 4	5 to 9	10 to 19	20 to 49	50 to 99	100 to 249	250 to 499	500 to 999	1,000 or more
<b>OKALOOSA—Con.</b>														
<b>81</b>	<b>Other services (except public administration)—Con.</b>													
813	Religious, grantmaking, civic, prof & like organizations .....	2 077	7 093	30 226	212	112	42	22	30	5	1	—	—	—
8131	Religious organizations .....	1 324	4 122	16 890	129	64	30	15	14	5	1	—	—	—
81311	Religious organizations .....	1 324	4 122	16 890	129	64	30	15	14	5	1	—	—	—
813110	Religious organizations .....	1 324	4 122	16 890	129	64	30	15	14	5	1	—	—	—
8134	Civic & social organizations .....	182	347	1 588	18	11	2	2	3	—	—	—	—	—
81341	Civic & social organizations .....	182	347	1 588	18	11	2	2	3	—	—	—	—	—
813410	Civic & social organizations .....	182	347	1 588	18	11	2	2	3	—	—	—	—	—
8139	Business, labor, political, like organizations .....	493	2 198	9 944	55	31	8	5	11	—	—	—	—	—
81399	Oth similar organizations (exc business, prof, labor, pol) .....	446	1 955	8 909	44	24	5	4	11	—	—	—	—	—
813990	Oth similar organizations (exc business, prof, labor, pol) .....	446	1 955	8 909	44	24	5	4	11	—	—	—	—	—
<b>99</b>	<b>Unclassified establishments .....</b>	<b>10</b>	<b>24</b>	<b>139</b>	<b>11</b>	<b>11</b>	<b>—</b>	<b>—</b>	<b>—</b>	<b>—</b>	<b>—</b>	<b>—</b>	<b>—</b>	<b>—</b>
<b>OKEECHOBEE</b>														
	<b>Total .....</b>	<b>7 342</b>	<b>39 079</b>	<b>158 291</b>	<b>718</b>	<b>427</b>	<b>146</b>	<b>82</b>	<b>38</b>	<b>17</b>	<b>4</b>	<b>4</b>	<b>—</b>	<b>—</b>
<b>11</b>	<b>Forestry, fishing, hunting, and agriculture support (F) (D) (D) 9 6 — 2 — — 1 — —</b>													
115	Agriculture & forestry support activities .....	(F)	(D)	(D)	9	6	—	2	—	—	—	1	—	—
1151	Crop production support activities .....	(F)	(D)	(D)	8	5	—	2	—	—	—	1	—	—
11511	Crop production support activities .....	(F)	(D)	(D)	8	5	—	2	—	—	—	1	—	—
<b>21</b>	<b>Mining (A) (D) (D) 1 1 — — — — — —</b>													
<b>22</b>	<b>Utilities (B) (D) (D) 3 2 — 1 — — — — —</b>													
<b>23</b>	<b>Construction 375 2 263 9 885 83 59 13 9 2 — — — — —</b>													
238	Specialty Trade Contractors .....	303	1 803	7 426	59	38	12	7	2	—	—	—	—	—
2382	Building Equipment Contractors .....	125	919	3 648	16	5	6	5	—	—	—	—	—	—
<b>31-33</b>	<b>Manufacturing 154 1 122 4 827 23 14 5 2 2 — — — — —</b>													
<b>42</b>	<b>Wholesale trade 246 1 324 5 950 31 16 9 3 2 1 — — — — —</b>													
424	Merchant Wholesalers, Nondurable Goods .....	150	820	3 528	22	10	8	3	1	—	—	—	—	—
<b>44-45</b>	<b>Retail trade 1 635 7 611 31 509 149 85 34 16 10 2 1 1 — — — — —</b>													
441	Motor vehicle & parts dealers .....	242	1 632	7 103	30	17	6	4	3	—	—	—	—	—
4411	Automobile dealers .....	118	865	3 857	8	5	—	1	2	—	—	—	—	—
44111	New car dealers .....	111	831	3 657	3	—	—	1	2	—	—	—	—	—
441110	New car dealers .....	111	831	3 657	3	—	—	1	2	—	—	—	—	—
444	Bldg material & garden equip & supp dealers .....	136	581	2 644	18	10	5	1	2	—	—	—	—	—
445	Food & beverage stores .....	395	1 330	5 456	25	14	4	2	2	2	1	—	—	—
4451	Grocery stores .....	358	1 211	4 984	18	10	2	1	2	2	1	—	—	—
44511	Grocery (except convenience) stores .....	324	1 105	4 457	9	4	—	—	2	2	1	—	—	—
445110	Grocery (except convenience) stores .....	324	1 105	4 457	9	4	—	—	2	2	1	—	—	—
447	Gasoline stations .....	160	680	2 921	25	11	9	4	1	—	—	—	—	—
4471	Gasoline stations .....	160	680	2 921	25	11	9	4	1	—	—	—	—	—
44711	Gasoline stations with convenience stores ... (C) (D) (D) 22 10 9 3 — — — — —													
452	General merchandise stores .....	(E)	(D)	(D)	5	2	2	—	—	—	—	1	—	—
4529	Other general merchandise stores .....	(E)	(D)	(D)	4	1	2	—	—	—	—	1	—	—
45291	Warehouse clubs & superstores .....	(E)	(D)	(D)	1	—	—	—	—	—	—	1	—	—
<b>48-49</b>	<b>Transportation &amp; warehousing 115 544 2 497 17 13 1 1 1 1 — — — — —</b>													
484	Truck transportation .....	114	534	2 409	13	9	1	1	1	1	—	—	—	—
<b>51</b>	<b>Information 131 1 062 4 291 11 2 3 3 3 — — — — —</b>													
<b>52</b>	<b>Finance &amp; insurance 267 1 713 7 280 35 19 9 3 4 — — — — —</b>													
522	Credit intermediation & related activities .....	166	1 198	4 887	20	10	6	2	2	—	—	—	—	—
5221	Depository credit intermediation .....	(C)	(D)	(D)	11	2	5	2	2	—	—	—	—	—
52211	Commercial banking .....	126	917	3 899	9	1	5	1	2	—	—	—	—	—
522110	Commercial banking .....	126	917	3 899	9	1	5	1	2	—	—	—	—	—
<b>53</b>	<b>Real estate &amp; rental &amp; leasing 98 495 2 355 40 33 6 1 — — — — —</b>													
<b>54</b>	<b>Professional, scientific &amp; technical services 142 719 3 052 37 29 4 3 1 — — — — —</b>													
541	Professional, scientific & technical services .....	142	719	3 052	37	29	4	3	1	—	—	—	—	—
<b>55</b>	<b>Management of companies &amp; enterprises (B) (D) (D) 1 — — — — 1 — — — —</b>													
<b>56</b>	<b>Admin, support, waste mgt, remediation services 635 3 976 15 621 29 17 5 2 1 3 — 1 — — —</b>													
561	Administrative & support services .....	(E)	(D)	(D)	23	14	5	1	—	3	—	—	—	—
5613	Employment services .....	154	855	3 229	3	—	1	—	—	2	—	—	—	—
562	Waste management & remediation services .....	(E)	(D)	(D)	6	3	—	1	1	—	—	1	—	—
5621	Waste collection .....	(E)	(D)	(D)	3	2	—	—	—	—	—	1	—	—
56211	Waste collection .....	(E)	(D)	(D)	3	2	—	—	—	—	—	1	—	—
<b>61</b>	<b>Educational services (A) (D) (D) 1 — — 1 — — — — —</b>													

See footnotes at end of table.

**Table 6. Counties—Employees, Payroll, and Establishments by Industry: 2003—Con.**

[Excludes most government employees, railroad employees, and self-employed persons. Size class 1 to 4 includes establishments with payroll, but no employees, during mid-March pay period. (D) denotes figures withheld to avoid disclosing data for individual companies; the data are included in broader industry totals. Detailed industries with 100 or more employees are shown if industry was not a (D). For explanation of terms, abbreviations, and data reliability/comparability, see introductory text]

NAICS code	Industry	Number of employees for week including March 12	Payroll (\$1,000)		Total number of establishments	Number of establishments by employment-size class								
			First quarter	Annual		1 to 4	5 to 9	10 to 19	20 to 49	50 to 99	100 to 249	250 to 499	500 to 999	1,000 or more
<b>OKEECHOBEE—Con.</b>														
<b>62</b>	<b>Health care and social assistance . . . . .</b>	<b>1 520</b>	<b>10 240</b>	<b>42 931</b>	<b>97</b>	<b>38</b>	<b>32</b>	<b>16</b>	<b>5</b>	<b>4</b>	<b>1</b>	<b>1</b>	—	—
621	Ambulatory health care services . . . . .	530	3 575	15 342	72	30	28	10	3	1	—	—	—	—
6211	Offices of physicians . . . . .	217	1 763	7 478	35	11	18	6	—	—	—	—	—	—
62111	Offices of physicians . . . . .	217	1 763	7 478	35	11	18	6	—	—	—	—	—	—
621111	Offices of physicians (exc mental health) . . . . .	217	1 763	7 478	35	11	18	6	—	—	—	—	—	—
6214	Outpatient care centers . . . . .	132	693	2 766	11	5	4	—	1	1	—	—	—	—
62149	Other outpatient care centers . . . . .	112	597	2 371	7	3	2	—	1	1	—	—	—	—
622	Hospitals . . . . .	(E)	(D)	(D)	1	—	—	—	—	—	—	1	—	—
6221	General medical & surgical hospitals . . . . .	(E)	(D)	(D)	1	—	—	—	—	—	—	1	—	—
62211	General medical & surgical hospitals . . . . .	(E)	(D)	(D)	1	—	—	—	—	—	—	1	—	—
623	Nursing & residential care facilities . . . . .	(E)	(D)	(D)	6	1	1	1	1	1	1	—	—	—
6239	Other residential care facilities . . . . .	(C)	(D)	(D)	3	—	—	1	1	—	1	—	—	—
62399	Other residential care facilities . . . . .	(C)	(D)	(D)	3	—	—	1	1	—	1	—	—	—
624	Social assistance . . . . .	269	1 416	5 798	18	7	3	5	1	2	—	—	—	—
6241	Individual & family services . . . . .	(C)	(D)	(D)	6	3	1	—	1	1	—	—	—	—
<b>71</b>	<b>Arts, entertainment &amp; recreation . . . . .</b>	<b>(C)</b>	<b>(D)</b>	<b>(D)</b>	<b>6</b>	<b>4</b>	—	<b>1</b>	—	—	<b>1</b>	—	—	—
713	Amusement, gambling & recreation industries . . . . .	(C)	(D)	(D)	5	3	—	1	—	—	1	—	—	—
7132	Gambling industries . . . . .	(C)	(D)	(D)	1	—	—	—	—	—	1	—	—	—
71329	Other gambling industries . . . . .	(C)	(D)	(D)	1	—	—	—	—	—	1	—	—	—
<b>72</b>	<b>Accommodation &amp; food services . . . . .</b>	<b>767</b>	<b>2 174</b>	<b>8 661</b>	<b>56</b>	<b>29</b>	<b>9</b>	<b>7</b>	<b>6</b>	<b>4</b>	<b>1</b>	—	—	—
722	Food services & drinking places . . . . .	711	1 954	7 885	47	21	9	7	5	4	1	—	—	—
7221	Full-service restaurants . . . . .	246	622	2 324	21	11	4	2	2	2	—	—	—	—
72211	Full-service restaurants . . . . .	246	622	2 324	21	11	4	2	2	2	—	—	—	—
722110	Full-service restaurants . . . . .	246	622	2 324	21	11	4	2	2	2	—	—	—	—
7222	Limited-service eating places . . . . .	431	1 224	5 140	16	3	2	5	3	2	1	—	—	—
72221	Limited-service eating places . . . . .	431	1 224	5 140	16	3	2	5	3	2	1	—	—	—
<b>81</b>	<b>Other services (except public administration) . . . . .</b>	<b>487</b>	<b>1 941</b>	<b>8 282</b>	<b>85</b>	<b>56</b>	<b>16</b>	<b>11</b>	<b>1</b>	<b>1</b>	—	—	—	—
811	Repair & maintenance . . . . .	124	687	3 262	32	23	6	3	—	—	—	—	—	—
813	Religious, grantmaking, civic, prof & like organizations . . . . .	280	944	3 758	35	22	6	5	1	1	—	—	—	—
8131	Religious organizations . . . . .	223	820	3 281	23	16	1	4	1	1	—	—	—	—
81311	Religious organizations . . . . .	223	820	3 281	23	16	1	4	1	1	—	—	—	—
813110	Religious organizations . . . . .	223	820	3 281	23	16	1	4	1	1	—	—	—	—
<b>99</b>	<b>Unclassified establishments . . . . .</b>	<b>(A)</b>	<b>(D)</b>	<b>(D)</b>	<b>4</b>	<b>4</b>	—	—	—	—	—	—	—	—
<b>ORANGE</b>														
	<b>Total . . . . .</b>	<b>560 989</b>	<b>4 272 965</b>	<b>17 719 468</b>	<b>28 202</b>	<b>15 308</b>	<b>4 973</b>	<b>3 525</b>	<b>2 572</b>	<b>958</b>	<b>593</b>	<b>153</b>	<b>73</b>	<b>47</b>
<b>11</b>	<b>Forestry, fishing, hunting, and agriculture support . . . . .</b>	<b>668</b>	<b>4 021</b>	<b>15 766</b>	<b>26</b>	<b>15</b>	<b>2</b>	<b>5</b>	<b>1</b>	<b>1</b>	<b>1</b>	<b>1</b>	—	—
115	Agriculture & forestry support activities . . . . .	662	4 002	15 713	23	12	2	5	1	1	1	1	—	—
1151	Crop production support activities . . . . .	619	3 820	14 983	15	6	2	3	1	1	1	1	—	—
11511	Crop production support activities . . . . .	619	3 820	14 983	15	6	2	3	1	1	1	1	—	—
115114	Postharvest crop activities (exc ginning) . . . . .	547	3 450	13 131	6	1	—	2	—	1	1	1	—	—
<b>21</b>	<b>Mining . . . . .</b>	<b>24</b>	<b>167</b>	<b>875</b>	<b>4</b>	<b>3</b>	—	—	<b>1</b>	—	—	—	—	—
<b>22</b>	<b>Utilities . . . . .</b>	<b>2 064</b>	<b>28 677</b>	<b>100 818</b>	<b>31</b>	<b>10</b>	<b>5</b>	<b>3</b>	<b>4</b>	<b>3</b>	<b>4</b>	<b>1</b>	<b>1</b>	—
221	Utilities . . . . .	2 064	28 677	100 818	31	10	5	3	4	3	4	1	1	—
2211	Elec pwr generation, transmsn & distribution . . . . .	1 814	25 825	89 645	18	3	2	2	4	2	3	1	1	—
22111	Electric power generation . . . . .	(G)	(D)	(D)	13	1	1	2	4	1	2	1	1	—
22112	Electric pwr transmsn, control & distribution . . . . .	(C)	(D)	(D)	5	2	1	—	—	1	1	—	—	—
2213	Water, sewage & other systems . . . . .	(C)	(D)	(D)	11	6	3	1	—	—	1	—	—	—
22131	Water supply & irrigation systems . . . . .	141	1 651	6 772	9	6	2	—	—	—	1	—	—	—
221310	Water supply & irrigation systems . . . . .	141	1 651	6 772	9	6	2	—	—	—	1	—	—	—
<b>23</b>	<b>Construction . . . . .</b>	<b>28 921</b>	<b>242 726</b>	<b>1 040 642</b>	<b>2 506</b>	<b>1 565</b>	<b>350</b>	<b>266</b>	<b>216</b>	<b>66</b>	<b>32</b>	<b>8</b>	<b>3</b>	—
236	Construction of Buildings . . . . .	6 144	76 303	322 069	655	434	99	62	39	8	10	3	—	—
2361	Residential Building Construction . . . . .	3 180	41 418	176 240	457	342	62	29	12	5	6	1	—	—
23611	Residential Building Construction . . . . .	3 180	41 418	176 240	457	342	62	29	12	5	6	1	—	—
236115	New Single-Family Housing Construction (except Operative Builders) . . . . .	1 481	13 240	62 414	277	215	42	14	4	—	1	1	—	—
236116	New Multifamily Housing Construction (except Operative Builders) . . . . .	276	3 408	16 240	25	13	4	5	2	—	1	—	—	—
236117	New Housing Operative Builders . . . . .	953	20 233	77 674	30	19	—	—	3	4	4	—	—	—
236118	Residential Remodelers . . . . .	470	4 537	19 912	125	95	16	10	3	1	—	—	—	—
2362	Nonresidential Building Construction . . . . .	2 964	34 885	145 829	198	92	37	33	27	3	4	2	—	—
23622	Commercial and Institutional Building Construction . . . . .	2 961	34 850	145 643	194	88	37	33	27	3	4	2	—	—
236220	Commercial and Institutional Building Construction . . . . .	2 961	34 850	145 643	194	88	37	33	27	3	4	2	—	—

See footnotes at end of table.



**Table 6. Counties—Employees, Payroll, and Establishments by Industry: 2003—Con.**

[Excludes most government employees, railroad employees, and self-employed persons. Size class 1 to 4 includes establishments with payroll, but no employees, during mid-March pay period. (D) denotes figures withheld to avoid disclosing data for individual companies; the data are included in broader industry totals. Detailed industries with 100 or more employees are shown if industry was not a (D). For explanation of terms, abbreviations, and data reliability/comparability, see introductory text]

NAICS code	Industry	Number of employees for week including March 12	Payroll (\$1,000)		Total number of establishments	Number of establishments by employment-size class									
			First quarter	Annual		1 to 4	5 to 9	10 to 19	20 to 49	50 to 99	100 to 249	250 to 499	500 to 999	1,000 or more	
<b>ORANGE—Con.</b>															
<b>23 Construction—Con.</b>															
237	Heavy and Civil Engineering Construction .....	4 341	31 360	136 211	195	107	32	19	22	9	3	1	2	—	
2371	Utility System Construction .....	1 781	9 521	40 261	57	27	9	6	8	5	1	—	1	—	
23711	Water and Sewer Line and Related Structures Construction .....	659	5 600	24 209	32	15	6	2	5	3	1	—	—	—	
237110	Water and Sewer Line and Related Structures Construction .....	659	5 600	24 209	32	15	6	2	5	3	1	—	—	—	
23713	Power and Communication Line and Related Structures Construction .....	(G)	(D)	(D)	22	10	3	4	2	2	—	—	1	—	
2372	Land Subdivision .....	417	4 897	19 636	77	52	14	6	4	1	—	—	—	—	
23721	Land Subdivision .....	417	4 897	19 636	77	52	14	6	4	1	—	—	—	—	
237210	Land Subdivision .....	417	4 897	19 636	77	52	14	6	4	1	—	—	—	—	
2373	Highway, Street, and Bridge Construction .....	1 171	9 611	40 514	34	13	3	4	9	2	2	1	—	—	
23731	Highway, Street, and Bridge Construction .....	1 171	9 611	40 514	34	13	3	4	9	2	2	1	—	—	
237310	Highway, Street, and Bridge Construction .....	1 171	9 611	40 514	34	13	3	4	9	2	2	1	—	—	
2379	Other Heavy and Civil Engineering Construction .....	972	7 331	35 800	27	15	6	3	1	1	—	—	1	—	
23799	Other Heavy and Civil Engineering Construction .....	972	7 331	35 800	27	15	6	3	1	1	—	—	1	—	
237990	Other Heavy and Civil Engineering Construction .....	972	7 331	35 800	27	15	6	3	1	1	—	—	1	—	
238	Specialty Trade Contractors .....	18 436	135 063	582 362	1 656	1 024	219	185	155	49	19	4	1	—	
2381	Foundation, Structure, and Building Exterior Contractors .....	4 152	28 104	124 228	383	226	61	49	36	8	2	—	1	—	
23811	Poured Concrete Foundation and Structure Contractors .....	1 878	13 349	56 762	101	51	18	14	13	3	1	—	1	—	
238110	Poured Concrete Foundation and Structure Contractors .....	1 878	13 349	56 762	101	51	18	14	13	3	1	—	1	—	
23812	Structural Steel and Precast Concrete Contractors .....	157	561	2 542	13	7	2	1	2	1	—	—	—	—	
238120	Structural Steel and Precast Concrete Contractors .....	157	561	2 542	13	7	2	1	2	1	—	—	—	—	
23813	Framing Contractors .....	277	2 194	8 052	63	44	12	5	2	—	—	—	—	—	
238130	Framing Contractors .....	277	2 194	8 052	63	44	12	5	2	—	—	—	—	—	
23814	Masonry Contractors .....	650	3 655	17 638	90	62	13	10	3	1	1	—	—	—	
238140	Masonry Contractors .....	650	3 655	17 638	90	62	13	10	3	1	1	—	—	—	
23815	Glass and Glazing Contractors .....	275	2 048	9 401	18	5	3	5	5	—	—	—	—	—	
238150	Glass and Glazing Contractors .....	275	2 048	9 401	18	5	3	5	5	—	—	—	—	—	
23816	Roofing Contractors .....	686	4 406	20 308	60	29	10	10	9	2	—	—	—	—	
238160	Roofing Contractors .....	686	4 406	20 308	60	29	10	10	9	2	—	—	—	—	
23817	Siding Contractors .....	125	1 077	4 442	19	13	2	2	2	—	—	—	—	—	
238170	Siding Contractors .....	125	1 077	4 442	19	13	2	2	2	—	—	—	—	—	
23819	Other Foundation, Structure, and Building Exterior Contractors .....	104	814	5 083	19	15	1	2	—	1	—	—	—	—	
238190	Other Foundation, Structure, and Building Exterior Contractors .....	104	814	5 083	19	15	1	2	—	1	—	—	—	—	
2382	Building Equipment Contractors .....	8 492	65 396	286 258	535	282	72	68	74	26	10	3	—	—	
23821	Electrical Contractors .....	3 876	29 587	128 376	219	107	36	24	29	17	5	1	—	—	
238210	Electrical Contractors .....	3 876	29 587	128 376	219	107	36	24	29	17	5	1	—	—	
23822	Plumbing, Heating, and Air-Conditioning Contractors .....	4 214	31 644	141 865	292	165	31	42	39	8	5	2	—	—	
238220	Plumbing, Heating, and Air-Conditioning Contractors .....	4 214	31 644	141 865	292	165	31	42	39	8	5	2	—	—	
23829	Other Building Equipment Contractors .....	402	4 165	16 017	24	10	5	2	6	1	—	—	—	—	
238290	Other Building Equipment Contractors .....	402	4 165	16 017	24	10	5	2	6	1	—	—	—	—	
2383	Building Finishing Contractors .....	3 758	27 131	107 669	479	347	51	37	30	7	6	1	—	—	
23831	Drywall and Insulation Contractors .....	1 722	14 838	55 672	108	71	9	9	11	3	4	1	—	—	
238310	Drywall and Insulation Contractors .....	1 722	14 838	55 672	108	71	9	9	11	3	4	1	—	—	
23832	Painting and Wall Covering Contractors .....	818	4 071	15 144	145	107	20	8	8	1	1	—	—	—	
238320	Painting and Wall Covering Contractors .....	818	4 071	15 144	145	107	20	8	8	1	1	—	—	—	
23833	Flooring Contractors .....	219	1 258	6 389	49	38	5	2	4	—	—	—	—	—	
238330	Flooring Contractors .....	219	1 258	6 389	49	38	5	2	4	—	—	—	—	—	
23834	Tile and Terrazzo Contractors .....	206	1 431	5 546	64	55	3	5	1	—	—	—	—	—	
238340	Tile and Terrazzo Contractors .....	206	1 431	5 546	64	55	3	5	1	—	—	—	—	—	
23835	Finish Carpentry Contractors .....	440	3 397	16 005	84	63	11	5	3	1	1	—	—	—	
238350	Finish Carpentry Contractors .....	440	3 397	16 005	84	63	11	5	3	1	1	—	—	—	
23839	Other Building Finishing Contractors .....	353	2 136	8 913	29	13	3	8	3	2	—	—	—	—	
238390	Other Building Finishing Contractors .....	353	2 136	8 913	29	13	3	8	3	2	—	—	—	—	
2389	Other Specialty Trade Contractors .....	2 034	14 432	64 207	259	169	35	31	15	8	1	—	—	—	
23891	Site Preparation Contractors .....	631	4 113	21 198	90	60	19	4	4	2	1	—	—	—	
238910	Site Preparation Contractors .....	631	4 113	21 198	90	60	19	4	4	2	1	—	—	—	
23899	All Other Specialty Trade Contractors .....	1 403	10 319	43 009	169	109	16	27	11	6	—	—	—	—	
238990	All Other Specialty Trade Contractors .....	1 403	10 319	43 009	169	109	16	27	11	6	—	—	—	—	
<b>31-33 Manufacturing .....</b>															
311	Food mfg .....	3 192	24 129	102 555	51	24	3	3	10	4	3	2	2	—	
3114	Fruit & veg preserving & specialty food mfg .....	(E)	(D)	(D)	4	1	—	1	1	—	—	1	—	—	
31141	Frozen food mfg .....	(E)	(D)	(D)	2	—	—	1	—	—	—	1	—	—	
3115	Dairy product mfg .....	(E)	(D)	(D)	4	2	—	—	—	—	1	1	—	—	
31151	Dairy product (exc frozen) mfg .....	(E)	(D)	(D)	3	1	—	—	—	—	1	1	—	—	
3118	Bakeries & tortilla mfg .....	1 603	12 442	50 863	29	14	1	2	6	3	2	—	1	—	
31181	Bread & bakery product mfg .....	(G)	(D)	(D)	27	13	1	2	5	3	2	—	1	—	
311811	Retail bakeries .....	139	418	1 331	12	7	1	1	3	—	—	—	—	—	
311812	Commercial bakeries .....	1 409	11 787	48 656	14	6	—	1	1	3	2	—	1	—	
3119	Other food mfg .....	668	4 926	20 529	6	3	—	—	1	1	—	—	1	—	
31191	Snack food mfg .....	(F)	(D)	(D)	1	—	—	—	—	—	—	—	—	—	
312	Beverage & tobacco product mfg .....	510	6 424	23 018	7	3	—	—	—	2	1	1	—	—	
3121	Beverage mfg .....	510	6 424	23 018	7	3	—	—	—	2	1	1	—	—	
31211	Soft drink & ice mfg .....	506	6 400	22 926	4	—	—	—	—	2	1	1	—	—	
312111	Soft drink mfg .....	506	6 400	22 926	4	—	—	—	—	2	1	1	—	—	

See footnotes at end of table.

**Table 6. Counties—Employees, Payroll, and Establishments by Industry: 2003—Con.**

[Excludes most government employees, railroad employees, and self-employed persons. Size class 1 to 4 includes establishments with payroll, but no employees, during mid-March pay period. (D) denotes figures withheld to avoid disclosing data for individual companies; the data are included in broader industry totals. Detailed industries with 100 or more employees are shown if industry was not a (D). For explanation of terms, abbreviations, and data reliability/comparability, see introductory text]

NAICS code	Industry	Number of employees for week including March 12	Payroll (\$1,000)		Total number of establishments	Number of establishments by employment-size class									
			First quarter	Annual		1 to 4	5 to 9	10 to 19	20 to 49	50 to 99	100 to 249	250 to 499	500 to 999	1,000 or more	
<b>ORANGE—Con.</b>															
<b>31-33 Manufacturing—Con.</b>															
314	Textile product mills .....	157	936	4 443	15	9	3	—	2	1	—	—	—	—	
3149	Other textile product mills .....	145	873	4 176	11	6	2	—	2	1	—	—	—	—	
321	Wood product mfg .....	402	3 084	12 476	21	6	5	6	1	2	1	—	—	—	
3212	Veneer, plywood & engineered wood product mfg .....	277	2 287	9 218	5	—	—	2	—	2	1	—	—	—	
32121	Veneer, plywood & engineered wood product mfg .....	277	2 287	9 218	5	—	—	2	—	2	1	—	—	—	
321214	Truss mfg .....	277	2 287	9 218	5	—	—	2	—	2	1	—	—	—	
322	Paper mfg .....	357	3 515	12 426	10	—	5	2	—	1	2	—	—	—	
3222	Converted paper product mfg .....	(E)	(D)	(D)	9	—	4	2	—	1	2	—	—	—	
32221	Paperboard container mfg .....	314	3 205	11 046	5	—	1	1	—	1	2	—	—	—	
323	Printing & related support activities .....	2 459	21 451	88 883	144	62	31	18	19	12	2	—	—	—	
3231	Printing & related support activities .....	2 459	21 451	88 883	144	62	31	18	19	12	2	—	—	—	
32311	Printing .....	2 252	19 340	81 441	129	59	25	16	15	12	2	—	—	—	
323110	Commercial lithographic printing .....	1 090	10 255	45 008	48	21	7	9	4	5	2	—	—	—	
323113	Commercial screen printing .....	1 193	1 780	7 291	15	8	2	2	1	—	—	—	—	—	
323114	Quick printing .....	275	1 667	7 058	38	21	10	4	2	1	—	—	—	—	
323115	Digital printing .....	217	1 705	6 840	6	1	2	—	1	2	—	—	—	—	
323116	Manifold business form printing .....	101	632	2 627	4	2	—	1	—	—	—	—	—	—	
323119	Other commercial printing .....	173	991	4 380	10	5	1	—	3	1	—	—	—	—	
32312	Printing support activities .....	207	2 111	7 442	15	3	6	2	4	—	—	—	—	—	
323122	Prepress services .....	121	1 444	4 731	9	2	3	2	—	—	—	—	—	—	
324	Petroleum & coal products mfg .....	(C)	(D)	(D)	2	—	1	—	—	—	1	—	—	—	
3241	Petroleum & coal products mfg .....	(C)	(D)	(D)	2	—	1	—	—	—	1	—	—	—	
32412	Asphalt paving, roofing & saturated mat mfg ..	(C)	(D)	(D)	1	—	—	—	—	—	1	—	—	—	
325	Chemical mfg .....	776	7 331	32 508	31	13	3	3	7	2	3	—	—	—	
3253	Pesticide, fertilizer & oth ag chemical mfg .....	203	2 367	10 159	8	2	—	2	2	2	—	—	—	—	
32531	Fertilizer mfg .....	(C)	(D)	(D)	6	—	—	2	2	2	—	—	—	—	
3255	Paint, coating & adhesive mfg .....	280	2 367	10 864	6	3	—	1	—	—	2	—	—	—	
32551	Paint & coating mfg .....	280	2 367	10 864	6	3	—	1	—	—	2	—	—	—	
325510	Paint & coating mfg .....	280	2 367	10 864	6	3	—	1	—	—	2	—	—	—	
3259	Other chemical product & preparation mfg .....	194	1 619	7 682	7	4	1	—	1	—	1	—	—	—	
32592	Explosives mfg .....	(C)	(D)	(D)	1	—	—	—	—	—	1	—	—	—	
326	Plastics & rubber products mfg .....	1 595	13 115	54 960	32	4	5	4	8	3	8	—	—	—	
3261	Plastics product mfg .....	(G)	(D)	(D)	29	4	5	3	6	3	8	—	—	—	
32611	Unsupported plastics film, sheet, & bag mfg ..	(C)	(D)	(D)	3	—	1	—	—	1	1	—	—	—	
32612	Plastics pipe, pipe fitting, & unsupported profile shape mfg .....	(C)	(D)	(D)	2	—	—	—	1	1	—	—	—	—	
32615	Foam product (exc polystyrene) mfg .....	(C)	(D)	(D)	2	—	—	—	1	—	1	—	—	—	
32616	Plastics bottle mfg .....	452	4 013	17 356	4	—	—	—	—	1	3	—	—	—	
326160	Plastics bottle mfg .....	452	4 013	17 356	4	—	—	—	—	1	3	—	—	—	
32619	Other plastics product mfg .....	589	4 411	18 507	17	4	4	3	3	—	3	—	—	—	
327	Nonmetallic mineral product mfg .....	1 624	12 272	52 664	65	12	7	21	21	1	2	1	—	—	
3272	Glass & glass product mfg .....	289	1 891	8 117	8	1	2	1	2	1	1	—	—	—	
32721	Glass & glass product mfg .....	289	1 891	8 117	8	1	2	1	2	1	1	—	—	—	
3273	Cement & concrete product mfg .....	1 150	8 833	38 352	44	7	4	16	15	—	1	1	—	—	
32732	Ready-mix concrete mfg .....	324	2 714	11 802	19	1	—	13	5	—	—	—	—	—	
327320	Ready-mix concrete mfg .....	324	2 714	11 802	19	1	—	13	5	—	—	—	—	—	
32733	Concrete pipe, brick & block mfg .....	(E)	(D)	(D)	10	2	1	2	4	—	1	—	—	—	
32739	Other concrete product mfg .....	532	3 305	14 559	14	3	3	1	6	—	—	1	—	—	
327390	Other concrete product mfg .....	532	3 305	14 559	14	3	3	1	6	—	—	1	—	—	
3279	Other nonmetallic mineral product mfg .....	133	1 100	4 511	9	3	—	3	3	—	—	—	—	—	
32799	All other nonmetallic mineral product mfg .....	133	1 100	4 511	9	3	—	3	3	—	—	—	—	—	
332	Fabricated metal product mfg .....	1 560	12 835	53 892	101	37	22	23	8	10	1	—	—	—	
3321	Forging & stamping .....	125	1 015	4 233	4	—	1	—	2	1	—	—	—	—	
33211	Forging & stamping .....	125	1 015	4 233	4	—	1	—	2	1	—	—	—	—	
3323	Architectural & structural metals mfg .....	816	6 811	28 381	39	11	10	9	2	6	1	—	—	—	
33231	Plate work & fabricated structural prod mfg ..	360	3 387	14 007	12	3	2	1	4	—	—	—	—	—	
332312	Fabricated structural metal mfg .....	289	2 695	11 704	8	3	1	—	4	—	—	—	—	—	
33232	Ornamental & architectural metal prod mfg ..	456	3 424	14 374	27	8	8	7	1	2	1	—	—	—	
332322	Sheet metal work mfg .....	173	1 258	5 400	13	1	6	5	—	1	—	—	—	—	
3324	Boiler, tank & shipping container mfg .....	254	2 309	9 634	5	—	—	1	3	—	—	—	—	—	
33243	Light gauge metal container mfg .....	(C)	(D)	(D)	3	—	—	1	—	2	—	—	—	—	
3327	Mach shops, turn prod, screw, nut, bolt mfg ..	130	916	4 413	26	15	6	5	—	—	—	—	—	—	
33271	Machine shops .....	(C)	(D)	(D)	25	15	5	5	—	—	—	—	—	—	
333	Machinery mfg .....	2 649	40 594	154 729	36	14	5	6	4	2	3	1	—	1	
3331	Ag, construction & mining machinery mfg .....	(C)	(D)	(D)	3	2	—	—	—	—	1	—	—	—	
33312	Construction machinery mfg .....	(C)	(D)	(D)	2	1	—	—	—	—	1	—	—	—	
3333	Commercial & service industry machinery mfg ..	1 683	30 110	115 296	11	6	—	2	—	1	1	—	—	1	
33331	Commercial & service industry machinery mfg ..	1 683	30 110	115 296	11	6	—	2	—	1	1	—	—	1	
3335	Metalworking machinery mfg .....	(C)	(D)	(D)	3	—	1	1	—	—	1	—	—	—	
33351	Metalworking machinery mfg .....	(C)	(D)	(D)	3	—	1	1	—	—	1	—	—	—	
3339	Other general purpose machinery mfg .....	520	5 945	20 923	11	3	2	2	2	1	—	1	—	—	
33392	Material handling equipment mfg .....	419	5 197	17 922	6	2	—	1	2	—	—	1	—	—	
33399	All other general purpose machinery mfg .....	101	748	3 001	5	1	2	1	—	1	—	—	—	—	

See footnotes at end of table.

**Table 6. Counties—Employees, Payroll, and Establishments by Industry: 2003—Con.**

[Excludes most government employees, railroad employees, and self-employed persons. Size class 1 to 4 includes establishments with payroll, but no employees, during mid-March pay period. (D) denotes figures withheld to avoid disclosing data for individual companies; the data are included in broader industry totals. Detailed industries with 100 or more employees are shown if industry was not a (D). For explanation of terms, abbreviations, and data reliability/comparability, see introductory text]

NAICS code	Industry	Number of employees for week including March 12	Payroll (\$1,000)		Total number of establishments	Number of establishments by employment-size class									
			First quarter	Annual		1 to 4	5 to 9	10 to 19	20 to 49	50 to 99	100 to 249	250 to 499	500 to 999	1,000 or more	
<b>ORANGE—Con.</b>															
<b>31-33 Manufacturing—Con.</b>															
334	Computer & electronic product mfg . . . . .	8 530	144 062	558 847	58	23	4	5	8	5	8	2	2	1	
3341	Computer & peripheral equipment mfg . . . . .	(E)	(D)	(D)	5	3	—	—	1	—	1	—	—	—	
33411	Computer & peripheral equipment mfg . . . . .	(E)	(D)	(D)	5	3	—	—	1	—	1	—	—	—	
3342	Communications equipment mfg . . . . .	439	8 788	43 219	11	4	2	—	2	2	1	—	—	—	
33421	Telephone apparatus mfg . . . . .	(C)	(D)	(D)	2	—	—	—	1	—	1	—	—	—	
33422	Radio, TV broadcast & wireless comm equip mfg . . . . .	(C)	(D)	(D)	7	2	2	—	1	2	—	—	—	—	
3344	Semiconductor & oth electronic component mfg . . . . .	1 740	21 209	78 379	12	2	1	3	2	—	2	—	2	—	
33441	Semiconductor & oth electronic component mfg . . . . .	1 740	21 209	78 379	12	2	1	3	2	—	2	—	2	—	
334419	Other electronic component mfg . . . . .	805	4 922	18 251	5	1	1	1	—	—	1	—	1	—	
3345	Nav, measuring, medical, control instruments mfg . . . . .	5 922	108 778	416 896	20	7	1	1	2	2	4	2	—	1	
33451	Nav, measuring, medical, control instruments mfg . . . . .	5 922	108 778	416 896	20	7	1	1	2	2	4	2	—	1	
3346	Mfg & reproducing magnetic & optical media . . . . .	134	1 560	5 003	6	3	—	1	1	1	—	—	—	—	
33461	Mfg & reproducing magnetic & optical media . . . . .	134	1 560	5 003	6	3	—	1	1	1	—	—	—	—	
335	Electrical equip, appliance & component mfg . . . . .	437	3 809	15 970	11	1	2	1	3	4	—	—	—	—	
3359	Other electrical equipment & component mfg . . . . .	(E)	(D)	(D)	8	—	2	—	3	3	—	—	—	—	
33592	Communication & energy wire & cable mfg . . . . .	(C)	(D)	(D)	3	—	1	—	2	—	—	—	—	—	
33599	All oth electrical equipment & component mfg . . . . .	203	2 020	8 616	4	—	—	—	3	1	—	—	—	—	
335999	All oth misc electrical equip & component mfg . . . . .	203	2 020	8 616	4	—	—	—	3	1	—	—	—	—	
336	Transportation equipment mfg . . . . .	2 291	15 158	70 473	30	7	7	6	5	1	—	2	2	—	
3362	Motor vehicle body & trailer mfg . . . . .	425	3 377	14 565	5	—	2	1	1	—	—	1	—	—	
33621	Motor vehicle body & trailer mfg . . . . .	425	3 377	14 565	5	—	2	1	1	—	—	1	—	—	
3363	Motor vehicle parts mfg . . . . .	857	5 419	24 174	15	4	2	3	4	1	—	—	1	—	
33632	MV electrical & electronic equipment mfg . . . . .	(F)	(D)	(D)	3	—	1	—	1	—	—	—	1	—	
3366	Ship & boat building . . . . .	(F)	(D)	(D)	4	1	—	1	—	—	—	1	1	—	
33661	Ship & boat building . . . . .	(F)	(D)	(D)	4	1	—	1	—	—	—	1	1	—	
337	Furniture & related product mfg . . . . .	986	6 362	28 479	60	26	16	9	3	4	1	1	—	—	
3371	HH & institutional furniture & kitchen cabinet mfg . . . . .	446	3 005	11 259	48	24	13	7	1	3	—	—	—	—	
33711	Wood kitchen cabinet & countertop mfg . . . . .	245	1 726	6 017	28	14	8	4	—	2	—	—	—	—	
337110	Wood kitchen cabinet & countertop mfg . . . . .	245	1 726	6 017	28	14	8	4	—	2	—	—	—	—	
33712	Household & institutional furniture mfg . . . . .	201	1 279	5 242	20	10	5	3	1	1	—	—	—	—	
3372	Office furniture (including fixtures) mfg . . . . .	101	791	3 495	4	—	—	2	2	—	—	—	—	—	
33721	Office furniture (including fixtures) mfg . . . . .	101	791	3 495	4	—	—	2	2	—	—	—	—	—	
3379	Other furniture related product mfg . . . . .	439	2 566	13 725	8	2	3	—	—	1	1	1	—	—	
33791	Mattress mfg . . . . .	(E)	(D)	(D)	5	1	2	—	—	—	1	1	—	—	
339	Miscellaneous mfg . . . . .	1 224	8 967	39 483	117	66	26	14	6	2	3	—	—	—	
3391	Medical equipment & supplies mfg . . . . .	393	2 724	11 508	50	30	12	4	3	—	1	—	—	—	
33911	Medical equipment & supplies mfg . . . . .	393	2 724	11 508	50	30	12	4	3	—	1	—	—	—	
339116	Dental laboratories . . . . .	223	1 327	5 851	38	20	12	4	2	—	—	—	—	—	
3399	Other miscellaneous mfg . . . . .	831	6 243	27 975	67	36	14	10	3	2	2	—	—	—	
33995	Sign mfg . . . . .	217	1 466	7 763	31	20	6	2	3	—	—	—	—	—	
339950	Sign mfg . . . . .	217	1 466	7 763	31	20	6	2	3	—	—	—	—	—	
33999	All other misc mfg . . . . .	545	4 435	18 433	17	4	4	5	—	2	2	—	—	—	
<b>42</b>	<b>Wholesale trade . . . . .</b>	<b>27 710</b>	<b>278 260</b>	<b>1 138 958</b>	<b>1 873</b>	<b>963</b>	<b>347</b>	<b>240</b>	<b>212</b>	<b>73</b>	<b>30</b>	<b>4</b>	<b>3</b>	<b>1</b>	
423	Merchant Wholesalers, Durable Goods . . . . .	16 077	177 318	731 111	1 192	564	241	174	149	49	13	1	—	1	
4231	Motor Vehicle and Motor Vehicle Parts and Supplies Merchant Wholesalers . . . . .	2 191	25 026	105 086	158	64	40	23	23	4	4	—	—	—	
42311	Automobile and Other Motor Vehicle Merchant Wholesalers . . . . .	947	12 310	53 309	59	28	9	7	10	3	2	—	—	—	
423110	Automobile and Other Motor Vehicle Merchant Wholesalers . . . . .	947	12 310	53 309	59	28	9	7	10	3	2	—	—	—	
42312	Motor Vehicle Supplies and New Parts Merchant Wholesalers . . . . .	1 007	10 812	43 556	80	29	27	12	9	1	2	—	—	—	
423120	Motor Vehicle Supplies and New Parts Merchant Wholesalers . . . . .	1 007	10 812	43 556	80	29	27	12	9	1	2	—	—	—	
42313	Tire and Tube Merchant Wholesalers . . . . .	188	1 608	7 040	9	2	—	3	4	—	—	—	—	—	
423130	Tire and Tube Merchant Wholesalers . . . . .	188	1 608	7 040	9	2	—	3	4	—	—	—	—	—	
4232	Furniture and Home Furnishing Merchant Wholesalers . . . . .	1 053	8 436	39 068	75	35	14	13	7	5	1	—	—	—	
42321	Furniture Merchant Wholesalers . . . . .	219	2 162	9 536	23	13	4	3	2	1	—	—	—	—	
423210	Furniture Merchant Wholesalers . . . . .	219	2 162	9 536	23	13	4	3	2	1	—	—	—	—	
42322	Home Furnishing Merchant Wholesalers . . . . .	834	6 274	29 532	52	22	10	10	5	4	1	—	—	—	
423220	Home Furnishing Merchant Wholesalers . . . . .	834	6 274	29 532	52	22	10	10	5	4	1	—	—	—	
4233	Lumber and Other Construction Materials Merchant Wholesalers . . . . .	1 343	14 457	57 008	95	30	24	16	20	5	—	—	—	—	
42331	Lumber, Plywood, Millwork, and Wood Panel Merchant Wholesalers . . . . .	773	8 689	34 773	40	10	11	6	8	5	—	—	—	—	
423310	Lumber, Plywood, Millwork, and Wood Panel Merchant Wholesalers . . . . .	773	8 689	34 773	40	10	11	6	8	5	—	—	—	—	
42332	Brick, Stone, and Related Construction Material Merchant Wholesalers . . . . .	177	1 543	6 616	20	10	4	1	5	—	—	—	—	—	
423320	Brick, Stone, and Related Construction Material Merchant Wholesalers . . . . .	177	1 543	6 616	20	10	4	1	5	—	—	—	—	—	
42333	Roofing, Siding, and Insulation Material Merchant Wholesalers . . . . .	151	1 490	5 709	12	1	4	4	3	—	—	—	—	—	
423330	Roofing, Siding, and Insulation Material Merchant Wholesalers . . . . .	151	1 490	5 709	12	1	4	4	3	—	—	—	—	—	

See footnotes at end of table.

**Table 6. Counties—Employees, Payroll, and Establishments by Industry: 2003—Con.**

[Excludes most government employees, railroad employees, and self-employed persons. Size class 1 to 4 includes establishments with payroll, but no employees, during mid-March pay period. (D) denotes figures withheld to avoid disclosing data for individual companies; the data are included in broader industry totals. Detailed industries with 100 or more employees are shown if industry was not a (D). For explanation of terms, abbreviations, and data reliability/comparability, see introductory text]

NAICS code	Industry	Number of employees for week including March 12	Payroll (\$1,000)		Total number of establishments	Number of establishments by employment-size class										
			First quarter	Annual		1 to 4	5 to 9	10 to 19	20 to 49	50 to 99	100 to 249	250 to 499	500 to 999	1,000 or more		
<b>42</b>	<b>ORANGE—Con.</b>															
	<b>Wholesale trade—Con.</b>															
423	Merchant Wholesalers, Durable Goods—Con.															
4233	Lumber and Other Construction Materials Merchant Wholesalers—Con.															
42339	Other Construction Material Merchant Wholesalers.....	242	2 735	9 910	23	9	5	5	4	—	—	—	—	—	—	—
423390	Other Construction Material Merchant Wholesalers.....	242	2 735	9 910	23	9	5	5	4	—	—	—	—	—	—	—
4234	Professional and Commercial Equipment and Supplies Merchant Wholesalers.....	3 910	52 109	203 225	186	102	25	17	28	9	3	1	—	—	—	1
42342	Office Equipment Merchant Wholesalers.....	724	7 141	30 366	29	11	3	3	9	2	1	—	—	—	—	—
423420	Office Equipment Merchant Wholesalers.....	724	7 141	30 366	29	11	3	3	9	2	1	—	—	—	—	—
42343	Computer and Computer Peripheral Equipment and Software Merchant Wholesalers.....	2 060	34 372	126 228	58	33	7	6	7	2	1	1	—	—	—	1
423430	Computer and Computer Peripheral Equipment and Software Merchant Wholesalers.....	2 060	34 372	126 228	58	33	7	6	7	2	1	1	—	—	—	1
42344	Other Commercial Equipment Merchant Wholesalers.....	296	2 159	8 919	26	12	7	3	1	3	—	—	—	—	—	—
423440	Other Commercial Equipment Merchant Wholesalers.....	296	2 159	8 919	26	12	7	3	1	3	—	—	—	—	—	—
42345	Medical, Dental, and Hospital Equipment and Supplies Merchant Wholesalers.....	666	7 429	32 519	45	27	4	3	8	2	1	—	—	—	—	—
423450	Medical, Dental, and Hospital Equipment and Supplies Merchant Wholesalers.....	666	7 429	32 519	45	27	4	3	8	2	1	—	—	—	—	—
4235	Metal and Mineral (except Petroleum) Merchant Wholesalers.....	748	6 598	26 847	48	16	9	10	10	3	—	—	—	—	—	—
42351	Metal Service Centers and Other Metal Merchant Wholesalers.....	748	6 598	26 847	48	16	9	10	10	3	—	—	—	—	—	—
423510	Metal Service Centers and Other Metal Merchant Wholesalers.....	748	6 598	26 847	48	16	9	10	10	3	—	—	—	—	—	—
4236	Electrical and Electronic Goods Merchant Wholesalers.....	2 090	26 488	102 573	173	84	40	23	15	9	2	—	—	—	—	—
42361	Electrical Apparatus and Equipment, Wiring Supplies, and Related Equipment.....	840	7 942	30 117	63	25	17	10	6	5	—	—	—	—	—	—
423610	Electrical Apparatus and Equipment, Wiring Supplies, and Related Equipment.....	840	7 942	30 117	63	25	17	10	6	5	—	—	—	—	—	—
42362	Electrical and Electronic Appliance, Television, and Radio Set Merchant Wholesalers.....	200	2 417	8 770	16	8	3	2	2	1	—	—	—	—	—	—
423620	Electrical and Electronic Appliance, Television, and Radio Set Merchant Wholesalers.....	200	2 417	8 770	16	8	3	2	2	1	—	—	—	—	—	—
42369	Other Electronic Parts and Equipment Merchant Wholesalers.....	1 050	16 129	63 686	94	51	20	11	7	3	2	—	—	—	—	—
423690	Other Electronic Parts and Equipment Merchant Wholesalers.....	1 050	16 129	63 686	94	51	20	11	7	3	2	—	—	—	—	—
4237	Hardware, and Plumbing and Heating Equipment and Supplies Merchant Wholesalers.....	1 313	13 155	67 471	102	43	21	18	15	4	1	—	—	—	—	—
42371	Hardware Merchant Wholesalers.....	355	2 636	12 428	30	12	7	6	4	1	—	—	—	—	—	—
423710	Hardware Merchant Wholesalers.....	355	2 636	12 428	30	12	7	6	4	1	—	—	—	—	—	—
42372	Plumbing and Heating Equipment and Supplies (Hydronics) Merchant Wholesalers.....	423	4 290	28 954	37	19	6	6	5	1	—	—	—	—	—	—
423720	Plumbing and Heating Equipment and Supplies (Hydronics) Merchant Wholesalers.....	423	4 290	28 954	37	19	6	6	5	1	—	—	—	—	—	—
42373	Warm Air Heating and Air-Conditioning Equipment and Supplies Merchant Wholesalers.....	441	5 281	22 539	27	10	6	4	4	2	1	—	—	—	—	—
423730	Warm Air Heating and Air-Conditioning Equipment and Supplies Merchant Wholesalers.....	441	5 281	22 539	27	10	6	4	4	2	1	—	—	—	—	—
4238	Machinery, Equipment, and Supplies Merchant Wholesalers.....	2 314	22 750	95 963	208	95	48	38	20	5	2	—	—	—	—	—
42381	Construction and Mining (except Oil Well) Machinery and Equipment Merchant Wholesalers.....	597	6 651	27 411	26	11	2	3	7	2	1	—	—	—	—	—
423810	Construction and Mining (except Oil Well) Machinery and Equipment Merchant Wholesalers.....	597	6 651	27 411	26	11	2	3	7	2	1	—	—	—	—	—
42382	Farm and Garden Machinery and Equipment Merchant Wholesalers.....	262	3 074	13 112	19	9	3	3	3	1	—	—	—	—	—	—
423820	Farm and Garden Machinery and Equipment Merchant Wholesalers.....	262	3 074	13 112	19	9	3	3	3	1	—	—	—	—	—	—
42383	Industrial Machinery and Equipment Merchant Wholesalers.....	941	8 758	38 782	89	43	19	18	6	2	1	—	—	—	—	—
423830	Industrial Machinery and Equipment Merchant Wholesalers.....	941	8 758	38 782	89	43	19	18	6	2	1	—	—	—	—	—
42384	Industrial Supplies Merchant Wholesalers.....	253	2 527	9 942	37	14	14	7	2	—	—	—	—	—	—	—
423840	Industrial Supplies Merchant Wholesalers.....	253	2 527	9 942	37	14	14	7	2	—	—	—	—	—	—	—
42385	Service Establishment Equipment and Supplies Merchant Wholesalers.....	170	977	3 739	23	7	10	5	1	—	—	—	—	—	—	—
423850	Service Establishment Equipment and Supplies Merchant Wholesalers.....	170	977	3 739	23	7	10	5	1	—	—	—	—	—	—	—
4239	Miscellaneous Durable Goods Merchant Wholesalers.....	1 115	8 299	33 870	147	95	20	16	11	5	—	—	—	—	—	—
42391	Sporting and Recreational Goods and Supplies Merchant Wholesalers.....	105	1 128	4 370	24	18	2	3	1	—	—	—	—	—	—	—
423910	Sporting and Recreational Goods and Supplies Merchant Wholesalers.....	105	1 128	4 370	24	18	2	3	1	—	—	—	—	—	—	—
42392	Toy and Hobby Goods and Supplies Merchant Wholesalers.....	121	803	3 356	13	7	1	2	3	—	—	—	—	—	—	—
423920	Toy and Hobby Goods and Supplies Merchant Wholesalers.....	121	803	3 356	13	7	1	2	3	—	—	—	—	—	—	—
42393	Recyclable Material Merchant Wholesalers.....	194	1 471	6 711	24	14	2	4	4	—	—	—	—	—	—	—
423930	Recyclable Material Merchant Wholesalers.....	194	1 471	6 711	24	14	2	4	4	—	—	—	—	—	—	—
42394	Jewelry, Watch, Precious Stone, and Precious Metal Merchant Wholesalers.....	376	2 461	9 186	29	15	6	4	—	4	—	—	—	—	—	—
423940	Jewelry, Watch, Precious Stone, and Precious Metal Merchant Wholesalers.....	376	2 461	9 186	29	15	6	4	—	4	—	—	—	—	—	—

See footnotes at end of table.

**Table 6. Counties—Employees, Payroll, and Establishments by Industry: 2003—Con.**

[Excludes most government employees, railroad employees, and self-employed persons. Size class 1 to 4 includes establishments with payroll, but no employees, during mid-March pay period. (D) denotes figures withheld to avoid disclosing data for individual companies; the data are included in broader industry totals. Detailed industries with 100 or more employees are shown if industry was not a (D). For explanation of terms, abbreviations, and data reliability/comparability, see introductory text]

NAICS code	Industry	Number of employees for week including March 12	Payroll (\$1,000)		Total number of establishments	Number of establishments by employment-size class									
			First quarter	Annual		1 to 4	5 to 9	10 to 19	20 to 49	50 to 99	100 to 249	250 to 499	500 to 999	1,000 or more	
<b>ORANGE—Con.</b>															
<b>42</b>	<b>Wholesale trade—Con.</b>														
423	Merchant Wholesalers, Durable Goods—Con.														
4239	Miscellaneous Durable Goods Merchant Wholesalers—Con.														
42399	Other Miscellaneous Durable Goods Merchant Wholesalers .....	319	2 436	10 247	57	41	9	3	3	1	—	—	—	—	
423990	Other Miscellaneous Durable Goods Merchant Wholesalers .....	319	2 436	10 247	57	41	9	3	3	1	—	—	—	—	
424	Merchant Wholesalers, Nondurable Goods .....	9 037	82 450	333 276	517	277	84	58	57	22	16	2	1	—	
4241	Paper and Paper Product Merchant Wholesalers .....	883	9 929	40 138	54	27	3	9	12	2	1	—	—	—	
42411	Printing and Writing Paper Merchant Wholesalers .....	175	2 732	10 735	9	5	—	—	3	1	—	—	—	—	
424110	Printing and Writing Paper Merchant Wholesalers .....	175	2 732	10 735	9	5	—	—	3	1	—	—	—	—	
42412	Stationery and Office Supplies Merchant Wholesalers .....	389	4 170	16 980	27	13	2	6	5	1	—	—	—	—	
424120	Stationery and Office Supplies Merchant Wholesalers .....	389	4 170	16 980	27	13	2	6	5	1	—	—	—	—	
42413	Industrial and Personal Service Paper Merchant Wholesalers .....	319	3 027	12 423	18	9	1	3	4	—	1	—	—	—	
424130	Industrial and Personal Service Paper Merchant Wholesalers .....	319	3 027	12 423	18	9	1	3	4	—	1	—	—	—	
4242	Drugs and Druggists' Sundries Merchant Wholesalers .....	884	8 991	39 130	27	13	5	1	4	1	2	1	—	—	
42421	Drugs and Druggists' Sundries Merchant Wholesalers .....	884	8 991	39 130	27	13	5	1	4	1	2	1	—	—	
424210	Drugs and Druggists' Sundries Merchant Wholesalers .....	884	8 991	39 130	27	13	5	1	4	1	2	1	—	—	
424210	Drugs and Druggists' Sundries Merchant Wholesalers .....	884	8 991	39 130	27	13	5	1	4	1	2	1	—	—	
4243	Apparel, Piece Goods, and Notions Merchant Wholesalers .....	225	1 499	8 053	44	31	9	2	1	1	—	—	—	—	
42432	Men's and Boys' Clothing and Furnishings Merchant Wholesalers .....	126	784	3 555	15	9	4	1	—	1	—	—	—	—	
424320	Men's and Boys' Clothing and Furnishings Merchant Wholesalers .....	126	784	3 555	15	9	4	1	—	1	—	—	—	—	
4244	Grocery and Related Product Wholesalers .....	3 566	30 882	131 250	124	57	14	17	15	13	7	—	1	—	
42441	General Line Grocery Merchant Wholesalers .....	1 095	11 343	49 111	17	6	1	5	1	1	2	—	1	—	
424410	General Line Grocery Merchant Wholesalers .....	1 095	11 343	49 111	17	6	1	5	1	1	2	—	1	—	
42442	Packaged Frozen Food Merchant Wholesalers .....	535	4 698	18 075	15	4	2	3	2	3	1	—	—	—	
424420	Packaged Frozen Food Merchant Wholesalers .....	535	4 698	18 075	15	4	2	3	2	3	1	—	—	—	
42443	Dairy Product (except Dried or Canned) Merchant Wholesalers .....	233	2 510	10 312	7	2	1	—	3	—	1	—	—	—	
424430	Dairy Product (except Dried or Canned) Merchant Wholesalers .....	233	2 510	10 312	7	2	1	—	3	—	1	—	—	—	
42444	Poultry and Poultry Product Merchant Wholesalers .....	(C)	(D)	(D)	2	—	—	1	—	—	1	—	—	—	
42445	Confectionery Merchant Wholesalers .....	153	640	4 436	8	5	1	—	1	1	—	—	—	—	
424450	Confectionery Merchant Wholesalers .....	153	640	4 436	8	5	1	—	1	1	—	—	—	—	
42448	Fresh Fruit and Vegetable Merchant Wholesalers .....	638	4 420	19 112	20	9	1	3	1	5	1	—	—	—	
424480	Fresh Fruit and Vegetable Merchant Wholesalers .....	638	4 420	19 112	20	9	1	3	1	5	1	—	—	—	
42449	Other Grocery and Related Products Merchant Wholesalers .....	651	5 751	25 505	44	25	7	5	3	3	1	—	—	—	
424490	Other Grocery and Related Products Merchant Wholesalers .....	651	5 751	25 505	44	25	7	5	3	3	1	—	—	—	
4246	Chemical and Allied Products Merchant Wholesalers .....	452	5 662	21 224	47	20	12	7	8	—	—	—	—	—	
42461	Plastics Materials and Basic Forms and Shapes Merchant Wholesalers .....	177	2 354	8 810	19	8	6	2	3	—	—	—	—	—	
424610	Plastics Materials and Basic Forms and Shapes Merchant Wholesalers .....	177	2 354	8 810	19	8	6	2	3	—	—	—	—	—	
42469	Other Chemical and Allied Products Merchant Wholesalers .....	275	3 308	12 414	28	12	6	5	5	—	—	—	—	—	
424690	Other Chemical and Allied Products Merchant Wholesalers .....	275	3 308	12 414	28	12	6	5	5	—	—	—	—	—	
4247	Petroleum and Petroleum Products Merchant Wholesalers .....	(C)	(D)	(D)	12	5	3	3	1	—	—	—	—	—	
4248	Beer, Wine, and Distilled Alcoholic Beverage Merchant Wholesalers .....	1 144	12 439	42 319	7	1	—	—	—	1	4	1	—	—	
42481	Beer and Ale Merchant Wholesalers .....	(F)	(D)	(D)	2	—	—	—	—	—	1	1	—	—	
42482	Wine and Distilled Alcoholic Beverage Merchant Wholesalers .....	(E)	(D)	(D)	5	1	—	—	—	1	3	—	—	—	
4249	Miscellaneous Nondurable Goods Merchant Wholesalers .....	1 718	11 697	45 224	198	121	38	19	14	4	2	—	—	—	
42491	Farm Supplies Merchant Wholesalers .....	192	1 701	7 177	21	13	4	1	2	1	—	—	—	—	
424910	Farm Supplies Merchant Wholesalers .....	192	1 701	7 177	21	13	4	1	2	1	—	—	—	—	
42492	Book, Periodical, and Newspaper Merchant Wholesalers .....	301	2 295	8 108	18	14	—	1	1	—	2	—	—	—	
424920	Book, Periodical, and Newspaper Merchant Wholesalers .....	301	2 295	8 108	18	14	—	1	1	—	2	—	—	—	
42493	Flower, Nursery Stock, and Florists' Supplies Merchant Wholesalers .....	705	3 986	15 754	66	33	12	12	7	2	—	—	—	—	
424930	Flower, Nursery Stock, and Florists' Supplies Merchant Wholesalers .....	705	3 986	15 754	66	33	12	12	7	2	—	—	—	—	
42494	Tobacco and Tobacco Product Merchant Wholesalers .....	(C)	(D)	(D)	4	2	1	—	—	1	—	—	—	—	
42499	Other Miscellaneous Nondurable Goods Merchant Wholesalers .....	340	2 222	8 181	82	58	18	3	3	—	—	—	—	—	
424990	Other Miscellaneous Nondurable Goods Merchant Wholesalers .....	340	2 222	8 181	82	58	18	3	3	—	—	—	—	—	

See footnotes at end of table.

**Table 6. Counties—Employees, Payroll, and Establishments by Industry: 2003—Con.**

[Excludes most government employees, railroad employees, and self-employed persons. Size class 1 to 4 includes establishments with payroll, but no employees, during mid-March pay period. (D) denotes figures withheld to avoid disclosing data for individual companies; the data are included in broader industry totals. Detailed industries with 100 or more employees are shown if industry was not a (D). For explanation of terms, abbreviations, and data reliability/comparability, see introductory text]

NAICS code	Industry	Number of employees for week including March 12	Payroll (\$1,000)		Total number of establishments	Number of establishments by employment-size class									
			First quarter	Annual		1 to 4	5 to 9	10 to 19	20 to 49	50 to 99	100 to 249	250 to 499	500 to 999	1,000 or more	
<b>ORANGE—Con.</b>															
<b>42 Wholesale trade—Con.</b>															
425	Wholesale Electronic Markets and Agents and Brokers .....	2 596	18 492	74 571	164	122	22	8	6	2	1	1	2	—	
4251	Wholesale Electronic Markets and Agents and Brokers .....	2 596	18 492	74 571	164	122	22	8	6	2	1	1	2	—	
42512	Wholesale Trade Agents and Brokers .....	2 591	18 428	74 144	160	118	22	8	6	2	1	1	2	—	
425120	Wholesale Trade Agents and Brokers .....	2 591	18 428	74 144	160	118	22	8	6	2	1	1	2	—	
<b>44-45</b>	<b>Retail trade .....</b>	<b>62 425</b>	<b>314 400</b>	<b>1 298 917</b>	<b>4 333</b>	<b>1 974</b>	<b>1 062</b>	<b>697</b>	<b>344</b>	<b>143</b>	<b>97</b>	<b>11</b>	<b>4</b>	<b>1</b>	
441	Motor vehicle & parts dealers .....	7 815	67 983	287 115	480	237	88	76	42	16	19	2	—	—	
4411	Automobile dealers .....	5 442	51 449	217 257	238	155	19	16	12	15	19	2	—	—	
44111	New car dealers .....	4 647	46 641	198 530	81	33	4	3	7	13	19	2	—	—	
441110	New car dealers .....	4 647	46 641	198 530	81	33	4	3	7	13	19	2	—	—	
44112	Used car dealers .....	795	4 808	18 727	157	122	15	13	5	2	—	—	—	—	
441120	Used car dealers .....	795	4 808	18 727	157	122	15	13	5	2	—	—	—	—	
4412	Other motor vehicle dealers .....	616	5 434	22 810	53	23	12	3	15	—	—	—	—	—	
44121	Recreational vehicle dealers .....	136	1 453	6 153	8	2	2	—	4	—	—	—	—	—	
441210	Recreational vehicle dealers .....	136	1 453	6 153	8	2	2	—	4	—	—	—	—	—	
44122	Motorcycle & boat & other MV dealers .....	480	3 981	16 657	45	21	10	3	11	—	—	—	—	—	
441221	Motorcycle dealers .....	187	1 510	6 728	14	7	1	—	6	—	—	—	—	—	
441222	Boat dealers .....	219	1 894	7 550	19	6	7	2	4	—	—	—	—	—	
4413	Automotive parts, accessories & tire stores .....	1 757	11 100	47 048	189	59	57	15	1	—	—	—	—	—	
44131	Automotive parts, accessories & tire stores .....	1 106	6 128	26 883	111	44	26	14	1	—	—	—	—	—	
441310	Automotive parts, accessories & tire stores .....	1 106	6 128	26 883	111	44	26	14	1	—	—	—	—	—	
44132	Tire dealers .....	651	4 972	20 165	78	15	31	31	1	—	—	—	—	—	
441320	Tire dealers .....	651	4 972	20 165	78	15	31	31	1	—	—	—	—	—	
442	Furniture & home furnishing stores .....	2 122	10 776	46 337	251	120	54	47	29	1	—	—	—	—	
4421	Furniture stores .....	771	5 137	22 416	108	61	22	14	11	—	—	—	—	—	
44211	Furniture stores .....	771	5 137	22 416	108	61	22	14	11	—	—	—	—	—	
442110	Furniture stores .....	771	5 137	22 416	108	61	22	14	11	—	—	—	—	—	
4422	Home furnishings stores .....	1 351	5 639	23 921	143	59	32	33	18	1	—	—	—	—	
44221	Floor covering stores .....	176	1 272	5 722	29	19	3	6	1	—	—	—	—	—	
442210	Floor covering stores .....	176	1 272	5 722	29	19	3	6	1	—	—	—	—	—	
44229	Other home furnishings stores .....	1 175	4 367	18 199	114	40	29	27	17	1	—	—	—	—	
442299	All other home furnishings stores .....	1 144	4 228	17 603	105	32	29	26	17	1	—	—	—	—	
443	Electronics & appliance stores .....	1 634	9 106	35 296	203	122	50	19	5	3	4	—	—	—	
4431	Electronics & appliance stores .....	1 634	9 106	35 296	203	122	50	19	5	3	4	—	—	—	
44311	Appliance, TV & all other electronics stores ..	1 324	7 367	28 517	147	92	31	14	3	3	4	—	—	—	
443111	Household appliance stores .....	123	1 053	4 292	25	17	4	1	—	—	—	—	—	—	
443112	Radio, television & other electronics stores ..	1 201	6 314	24 225	122	75	27	11	2	3	4	—	—	—	
44312	Computer & software stores .....	205	979	3 825	39	24	10	4	1	—	—	—	—	—	
443120	Computer & software stores .....	205	979	3 825	39	24	10	4	1	—	—	—	—	—	
44313	Camera & photographic supplies stores .....	105	760	2 954	17	6	9	1	—	—	—	—	—	—	
443130	Camera & photographic supplies stores .....	105	760	2 954	17	6	9	1	—	—	—	—	—	—	
444	Bldg material & garden equip & supp dealers .....	3 510	24 498	102 691	207	93	47	35	14	7	11	—	—	—	
4441	Building material & supplies dealers .....	3 345	23 811	99 673	176	75	41	28	14	7	11	—	—	—	
44411	Home centers (G) .....	(D)	(D)	(D)	13	1	—	—	1	—	11	—	—	—	
44412	Paint & wallpaper stores (C) .....	(D)	(D)	(D)	32	15	15	2	—	—	—	—	—	—	
44413	Hardware stores .....	227	1 291	5 061	29	15	5	6	3	—	—	—	—	—	
444130	Hardware stores .....	227	1 291	5 061	29	15	5	6	3	—	—	—	—	—	
44419	Other building material dealers .....	1 319	11 357	51 981	102	44	21	20	10	7	—	—	—	—	
444190	Other building material dealers .....	1 319	11 357	51 981	102	44	21	20	10	7	—	—	—	—	
4442	Lawn & garden equip & supplies stores .....	165	687	3 018	31	18	6	7	—	—	—	—	—	—	
44422	Nursery & garden centers .....	131	511	2 237	23	11	6	6	—	—	—	—	—	—	
444220	Nursery & garden centers .....	131	511	2 237	23	11	6	6	—	—	—	—	—	—	
445	Food & beverage stores .....	10 869	44 604	183 942	514	306	67	30	27	50	34	—	—	—	
4451	Grocery stores .....	10 009	41 553	170 860	359	207	28	20	24	46	34	—	—	—	
44511	Grocery (except convenience) stores .....	9 546	40 306	165 337	216	82	23	10	21	46	34	—	—	—	
445110	Grocery (except convenience) stores .....	9 546	40 306	165 337	216	82	23	10	21	46	34	—	—	—	
44512	Convenience stores .....	463	1 247	5 523	143	125	5	10	3	—	—	—	—	—	
445120	Convenience stores .....	463	1 247	5 523	143	125	5	10	3	—	—	—	—	—	
4452	Specialty food stores .....	550	1 833	7 743	85	60	14	4	3	4	—	—	—	—	
44521	Meat markets .....	185	852	3 679	13	6	4	1	—	2	—	—	—	—	
445210	Meat markets .....	185	852	3 679	13	6	4	1	—	2	—	—	—	—	
44523	Fruit & vegetable markets .....	154	420	1 554	17	11	2	1	2	1	—	—	—	—	
445230	Fruit & vegetable markets .....	154	420	1 554	17	11	2	1	2	1	—	—	—	—	
44529	Other specialty food stores .....	181	473	2 116	48	38	8	—	1	1	—	—	—	—	
4453	Beer, wine & liquor stores .....	310	1 218	5 339	70	39	25	6	—	—	—	—	—	—	
44531	Beer, wine & liquor stores .....	310	1 218	5 339	70	39	25	6	—	—	—	—	—	—	
445310	Beer, wine & liquor stores .....	310	1 218	5 339	70	39	25	6	—	—	—	—	—	—	
446	Health & personal care stores .....	3 934	22 401	90 809	344	147	66	63	60	8	—	—	—	—	
4461	Health & personal care stores .....	3 934	22 401	90 809	344	147	66	63	60	8	—	—	—	—	
44611	Pharmacies & drug stores .....	2 389	15 426	62 191	129	29	15	33	48	4	—	—	—	—	
446110	Pharmacies & drug stores .....	2 389	15 426	62 191	129	29	15	33	48	4	—	—	—	—	
44612	Cosmetics, beauty supplies & perfume stores .....	739	3 082	12 646	71	27	19	17	5	3	—	—	—	—	
446120	Cosmetics, beauty supplies & perfume stores .....	739	3 082	12 646	71	27	19	17	5	3	—	—	—	—	
44613	Optical goods stores .....	417	1 895	7 533	71	39	21	6	5	—	—	—	—	—	
446130	Optical goods stores .....	417	1 895	7 533	71	39	21	6	5	—	—	—	—	—	
44619	Other health & personal care stores .....	389	1 998	8 439	73	52	11	7	2	1	—	—	—	—	
446191	Food (health) supplement stores .....	279	1 063	4 616	52	39	7	4	1	1	—	—	—	—	
446199	All other health & personal care stores .....	110	935	3 823	21	13	4	3	1	—	—	—	—	—	

See footnotes at end of table.

**Table 6. Counties—Employees, Payroll, and Establishments by Industry: 2003—Con.**

[Excludes most government employees, railroad employees, and self-employed persons. Size class 1 to 4 includes establishments with payroll, but no employees, during mid-March pay period. (D) denotes figures withheld to avoid disclosing data for individual companies; the data are included in broader industry totals. Detailed industries with 100 or more employees are shown if industry was not a (D). For explanation of terms, abbreviations, and data reliability/comparability, see introductory text]

NAICS code	Industry	Number of employees for week including March 12	Payroll (\$1,000)		Total number of establishments	Number of establishments by employment-size class								
			First quarter	Annual		1 to 4	5 to 9	10 to 19	20 to 49	50 to 99	100 to 249	250 to 499	500 to 999	1,000 or more
<b>ORANGE—Con.</b>														
<b>44-45 Retail trade—Con.</b>														
447	Gasoline stations .....	3 181	11 944	47 583	403	136	132	119	16	—	—	—	—	—
4471	Gasoline stations .....	3 181	11 944	47 583	403	136	132	119	16	—	—	—	—	—
44711	Gasoline stations with convenience stores ...	3 061	11 427	45 262	374	114	128	117	15	—	—	—	—	—
447110	Gasoline stations with convenience stores .	3 061	11 427	45 262	374	114	128	117	15	—	—	—	—	—
44719	Other gasoline stations .....	120	517	2 321	29	22	4	2	1	—	—	—	—	—
447190	Other gasoline stations .....	120	517	2 321	29	22	4	2	1	—	—	—	—	—
448	Clothing & clothing accessories stores .....	9 568	34 914	146 761	890	300	319	172	65	31	3	—	—	—
4481	Clothing stores .....	7 113	23 958	101 084	531	164	155	127	53	29	3	—	—	—
44811	Men's clothing stores .....	350	1 585	6 326	52	23	14	13	2	—	—	—	—	—
448110	Men's clothing stores .....	350	1 585	6 326	52	23	14	13	2	—	—	—	—	—
44812	Women's clothing stores .....	1 706	5 728	23 616	177	60	52	53	9	2	1	—	—	—
448120	Women's clothing stores .....	1 706	5 728	23 616	177	60	52	53	9	2	1	—	—	—
44813	Children's & infants' clothing stores .....	330	1 031	4 239	32	6	15	8	2	1	—	—	—	—
448130	Children's & infants' clothing stores .....	330	1 031	4 239	32	6	15	8	2	1	—	—	—	—
44814	Family clothing stores .....	3 849	12 414	52 442	164	30	37	37	34	24	2	—	—	—
448140	Family clothing stores .....	3 849	12 414	52 442	164	30	37	37	34	24	2	—	—	—
44815	Clothing accessories stores .....	172	645	3 723	34	16	15	3	—	—	—	—	—	—
448150	Clothing accessories stores .....	172	645	3 723	34	16	15	3	—	—	—	—	—	—
44819	Other clothing stores .....	706	2 555	10 738	72	29	22	13	6	2	—	—	—	—
448190	Other clothing stores .....	706	2 555	10 738	72	29	22	13	6	2	—	—	—	—
4482	Shoe stores .....	1 551	5 745	24 338	174	45	86	31	10	2	—	—	—	—
44821	Shoe stores .....	1 551	5 745	24 338	174	45	86	31	10	2	—	—	—	—
448210	Shoe stores .....	1 551	5 745	24 338	174	45	86	31	10	2	—	—	—	—
4483	Jewelry, luggage & leather goods stores .....	904	5 211	21 339	185	91	78	14	2	—	—	—	—	—
44831	Jewelry stores .....	798	4 695	18 894	158	76	67	13	2	—	—	—	—	—
448310	Jewelry stores .....	798	4 695	18 894	158	76	67	13	2	—	—	—	—	—
44832	Luggage & leather goods stores .....	106	516	2 445	27	15	11	1	—	—	—	—	—	—
448320	Luggage & leather goods stores .....	106	516	2 445	27	15	11	1	—	—	—	—	—	—
451	Sporting goods, hobby, book & music stores .....	2 504	9 178	38 110	212	99	47	30	28	7	1	—	—	—
4511	Sporting goods, hobby, musical instrument stores .....	1 636	6 389	26 681	145	70	31	21	19	3	1	—	—	—
45111	Sporting goods stores .....	748	3 538	14 038	72	36	18	10	7	—	—	—	—	—
451110	Sporting goods stores .....	748	3 538	14 038	72	36	18	10	7	—	—	—	—	—
45112	Hobby, toy & game stores .....	633	1 744	8 060	49	22	11	6	7	3	—	—	—	—
451120	Hobby, toy & game stores .....	633	1 744	8 060	49	22	11	6	7	3	—	—	—	—
45113	Sewing, needlework & piece goods stores .....	114	383	1 401	12	7	1	3	1	—	—	—	—	—
451130	Sewing, needlework & piece goods stores .	114	383	1 401	12	7	1	3	1	—	—	—	—	—
45114	Musical instrument & supplies stores .....	141	724	3 182	12	5	1	2	4	—	—	—	—	—
451140	Musical instrument & supplies stores .....	141	724	3 182	12	5	1	2	4	—	—	—	—	—
4512	Book, periodical & music stores .....	868	2 789	11 429	67	29	16	9	9	4	—	—	—	—
45121	Book stores & news dealers .....	620	1 921	7 995	42	14	11	6	9	2	—	—	—	—
45122	Prerecorded tape, CD & record stores .....	248	868	3 434	25	15	5	3	—	—	—	—	—	—
451220	Prerecorded tape, CD & record stores .....	248	868	3 434	25	15	5	3	—	—	—	—	—	—
452	General merchandise stores .....	9 893	46 363	183 646	133	37	37	8	7	12	21	7	4	—
4521	Department stores .....	4 628	21 334	77 767	31	2	—	—	—	10	14	5	—	—
45211	Department stores .....	4 628	21 334	77 767	31	2	—	—	—	10	14	5	—	—
452111	Department Stores (except Discount Department Stores) .....	2 902	14 022	51 049	15	—	—	—	—	1	11	3	—	—
452112	Discount Department Stores .....	1 726	7 312	26 718	16	2	—	—	—	9	3	2	—	—
4529	Other general merchandise stores .....	5 265	25 029	105 879	102	35	37	8	7	2	7	2	4	—
45291	Warehouse clubs & superstores .....	4 698	22 926	96 944	15	—	—	—	—	2	7	2	4	—
452910	Warehouse clubs & superstores .....	4 698	22 926	96 944	15	—	—	—	—	2	7	2	4	—
45299	All other general merchandise stores .....	567	2 103	8 935	87	35	37	8	7	—	—	—	—	—
452990	All other general merchandise stores .....	567	2 103	8 935	87	35	37	8	7	—	—	—	—	—
453	Miscellaneous store retailers .....	5 659	18 959	79 586	516	269	123	73	39	8	2	1	—	1
4531	Florists .....	262	1 016	4 160	53	32	16	3	2	—	—	—	—	—
45311	Florists .....	262	1 016	4 160	53	32	16	3	2	—	—	—	—	—
453110	Florists .....	262	1 016	4 160	53	32	16	3	2	—	—	—	—	—
4532	Office supplies, stationery & gift stores .....	3 449	10 479	41 935	220	98	56	37	24	3	—	1	—	1
45321	Office supplies & stationery stores .....	557	2 860	10 969	35	10	5	7	11	2	—	—	—	—
453210	Office supplies & stationery stores .....	557	2 860	10 969	35	10	5	7	11	2	—	—	—	—
45322	Gift, novelty & souvenir stores .....	2 892	7 619	30 966	185	88	51	30	13	1	—	1	—	1
453220	Gift, novelty & souvenir stores .....	2 892	7 619	30 966	185	88	51	30	13	1	—	1	—	1
4533	Used merchandise stores .....	497	1 378	6 018	64	36	17	7	2	2	—	—	—	—
45331	Used merchandise stores .....	497	1 378	6 018	64	36	17	7	2	2	—	—	—	—
453310	Used merchandise stores .....	497	1 378	6 018	64	36	17	7	2	2	—	—	—	—
4539	Other miscellaneous store retailers .....	1 451	6 086	27 473	179	103	34	26	11	3	2	—	—	—
45391	Pet & pet supplies stores .....	371	1 084	5 056	29	7	7	9	6	—	—	—	—	—
453910	Pet & pet supplies stores .....	371	1 084	5 056	29	7	7	9	6	—	—	—	—	—
45392	Art dealers .....	179	739	3 176	23	14	5	2	1	1	—	—	—	—
453920	Art dealers .....	179	739	3 176	23	14	5	2	1	1	—	—	—	—
45399	All other miscellaneous store retailers .....	479	4 066	18 297	121	78	21	14	4	2	—	—	—	—
453991	Tobacco stores .....	165	613	2 715	12	7	1	3	—	—	—	—	—	—
453998	All other misc store retailers (exc tobacco) .	710	3 453	15 582	109	71	20	11	4	2	1	—	—	—
454	Nonstore retailers .....	1 736	13 674	57 041	180	108	32	25	12	—	2	1	—	—
4541	Electronic shopping & mail-order houses .....	886	7 765	32 006	73	43	15	10	3	—	1	1	—	—
45411	Electronic shopping & mail-order houses .....	886	7 765	32 006	73	43	15	10	3	—	1	1	—	—
454111	Electronic Shopping .....	146	924	4 104	35	24	8	3	—	—	—	—	—	—
454113	Mail-Order Houses .....	740	6 841	27 902	38	19	7	7	3	—	1	1	—	—
4543	Direct selling establishments .....	751	5 424	22 761	84	49	12	14	8	—	1	—	—	—
45431	Fuel dealers .....	144	1 186	4 715	10	4	1	2	3	—	—	—	—	—
45439	Other direct selling establishments .....	607	4 238	18 046	74	45	11	12	5	—	1	—	—	—
454390	Other direct selling establishments .....	607	4 238	18 046	74	45	11	12	5	—	1	—	—	—

See footnotes at end of table.

**Table 6. Counties—Employees, Payroll, and Establishments by Industry: 2003—Con.**

[Excludes most government employees, railroad employees, and self-employed persons. Size class 1 to 4 includes establishments with payroll, but no employees, during mid-March pay period. (D) denotes figures withheld to avoid disclosing data for individual companies; the data are included in broader industry totals. Detailed industries with 100 or more employees are shown if industry was not a (D). For explanation of terms, abbreviations, and data reliability/comparability, see introductory text]

NAICS code	Industry	Number of employees for week including March 12	Payroll (\$1,000)		Total number of establishments	Number of establishments by employment-size class									
			First quarter	Annual		1 to 4	5 to 9	10 to 19	20 to 49	50 to 99	100 to 249	250 to 499	500 to 999	1,000 or more	
<b>ORANGE—Con.</b>															
<b>48-49</b>	<b>Transportation &amp; warehousing</b>	<b>21 946</b>	<b>207 643</b>	<b>820 372</b>	<b>720</b>	<b>397</b>	<b>108</b>	<b>71</b>	<b>63</b>	<b>42</b>	<b>24</b>	<b>7</b>	<b>4</b>	<b>4</b>	
481	Air transportation	6 394	83 681	347 280	39	14	4	3	2	5	5	3	1	2	
4811	Scheduled air transportation	5 943	79 227	330 409	27	8	1	3	2	5	2	3	1	2	
48111	Scheduled air transportation	5 943	79 227	330 409	27	8	1	3	2	5	2	3	1	2	
481111	Scheduled passenger air transportation	5 898	78 830	328 553	22	5	1	2	1	5	2	3	1	2	
4812	Nonscheduled air transportation	451	4 454	16 871	12	6	3	—	—	—	3	—	—	—	
48121	Nonscheduled air transportation	451	4 454	16 871	12	6	3	—	—	—	3	—	—	—	
484	Truck transportation	5 472	52 220	185 641	309	195	26	28	32	20	7	—	—	1	
4841	General freight trucking	2 790	26 748	109 399	160	102	13	10	14	15	6	—	—	—	
48411	General freight trucking, local	334	2 393	10 046	68	53	7	3	4	1	—	—	—	—	
484110	General freight trucking, local	334	2 393	10 046	68	53	7	3	4	1	—	—	—	—	
48412	General freight trucking, long-distance	2 456	24 355	99 353	92	49	6	7	10	14	6	—	—	—	
484121	General freight trucking, long-distance, TL	928	8 435	34 948	70	45	6	6	8	4	1	—	—	—	
484122	General freight trucking, long-distance, LTL	1 528	15 920	64 405	22	4	—	1	2	10	5	—	—	—	
4842	Specialized freight trucking	2 682	25 472	76 242	149	93	13	18	18	5	1	—	—	1	
48421	Used household & office goods moving	481	3 429	14 364	43	20	7	6	8	2	—	—	—	—	
484210	Used household & office goods moving	481	3 429	14 364	43	20	7	6	8	2	—	—	—	—	
48422	Specialized freight (exc used) trucking, local	1 850	18 769	47 579	67	51	2	6	4	2	1	—	—	1	
484220	Specialized freight (exc used) trucking, local	1 850	18 769	47 579	67	51	2	6	4	2	1	—	—	1	
48423	Specialized freight (exc used) trucking, LDist	351	3 274	14 299	39	22	4	6	6	1	—	—	—	—	
484230	Specialized freight (exc used) trucking, LDist	351	3 274	14 299	39	22	4	6	6	1	—	—	—	—	
485	Transit & ground passenger transportation	2 266	12 106	48 111	71	41	12	4	4	5	3	1	1	—	
4851	Urban transit systems	387	1 732	7 111	8	3	—	1	1	2	1	—	—	—	
48511	Urban transit systems	387	1 732	7 111	8	3	—	1	1	2	1	—	—	—	
4852	Interurban & rural bus transportation	(C)	(D)	(D)	3	2	—	—	—	—	1	—	—	—	
48521	Interurban & rural bus transportation	(C)	(D)	(D)	3	2	—	—	—	—	1	—	—	—	
4853	Taxi & limousine service	(E)	(D)	(D)	29	18	6	2	2	—	1	—	—	—	
48531	Taxi service	267	1 766	6 786	11	6	2	1	1	—	1	—	—	—	
485310	Taxi service	267	1 766	6 786	11	6	2	1	1	—	1	—	—	—	
4855	Charter bus industry	981	5 812	21 483	14	6	4	—	1	2	—	—	1	—	
48551	Charter bus industry	981	5 812	21 483	14	6	4	—	1	2	—	—	1	—	
485510	Charter bus industry	981	5 812	21 483	14	6	4	—	1	2	—	—	1	—	
4859	Oth transit & ground passenger transportation	445	1 565	7 608	17	12	2	1	—	1	—	1	—	—	
48599	Oth transit & ground passenger transportation	445	1 565	7 608	17	12	2	1	—	1	—	1	—	—	
487	Scenic & sightseeing transportation	(C)	(D)	(D)	8	5	1	—	1	—	1	—	—	—	
4871	Scenic & sightseeing transportation, land	(C)	(D)	(D)	6	4	—	1	—	1	—	—	—	—	
48711	Scenic & sightseeing transportation, land	(C)	(D)	(D)	6	4	—	1	—	1	—	—	—	—	
488	Transportation support activities	1 944	11 833	50 383	159	88	37	17	10	2	5	—	—	—	
4881	Air transportation support activities	991	4 816	23 412	30	12	4	5	3	2	4	—	—	—	
48811	Airport operations	758	2 552	13 324	16	7	—	2	2	2	3	—	—	—	
488119	Other airport operations	758	2 552	13 324	16	7	—	2	2	2	3	—	—	—	
48819	Other air transportation support activities	233	2 264	10 088	14	5	4	3	1	—	1	—	—	—	
488190	Other air transportation support activities	233	2 264	10 088	14	5	4	3	1	—	1	—	—	—	
4884	Road transportation support activities	(E)	(D)	(D)	42	24	12	3	3	—	—	—	—	—	
48841	Motor vehicle towing	201	1 084	4 782	32	20	7	2	3	—	—	—	—	—	
488410	Motor vehicle towing	201	1 084	4 782	32	20	7	2	3	—	—	—	—	—	
4885	Freight transportation arrangement	430	4 654	16 538	80	48	20	9	3	—	—	—	—	—	
48851	Freight transportation arrangement	430	4 654	16 538	80	48	20	9	3	—	—	—	—	—	
488510	Freight transportation arrangement	430	4 654	16 538	80	48	20	9	3	—	—	—	—	—	
4889	Other transportation support activities	(E)	(D)	(D)	5	3	—	—	1	—	1	—	—	—	
48899	Other transportation support activities	(E)	(D)	(D)	5	3	—	—	1	—	1	—	—	—	
492	Couriers & messengers	3 122	22 447	90 159	72	36	12	9	5	4	3	2	—	1	
4921	Couriers	2 979	21 577	86 318	50	24	7	7	2	4	3	2	—	1	
49211	Couriers	2 979	21 577	86 318	50	24	7	7	2	4	3	2	—	1	
492110	Couriers	2 979	21 577	86 318	50	24	7	7	2	4	3	2	—	1	
4922	Local messengers & local delivery	143	870	3 841	22	12	5	2	3	—	—	—	—	—	
49221	Local messengers & local delivery	143	870	3 841	22	12	5	2	3	—	—	—	—	—	
492210	Local messengers & local delivery	143	870	3 841	22	12	5	2	3	—	—	—	—	—	
493	Warehousing & storage	2 611	24 125	94 418	54	13	13	9	10	5	1	1	2	—	
4931	Warehousing & storage	2 611	24 125	94 418	54	13	13	9	10	5	1	1	2	—	
49311	General warehousing & storage	1 669	16 647	63 089	39	8	10	8	6	4	1	1	1	—	
493110	General warehousing & storage	1 669	16 647	63 089	39	8	10	8	6	4	1	1	1	—	
49312	Refrigerated warehousing & storage	(C)	(D)	(D)	6	1	2	1	1	1	—	—	—	—	
49319	Other warehousing & storage	803	6 422	26 633	8	3	1	—	3	—	—	—	1	—	
493190	Other warehousing & storage	803	6 422	26 633	8	3	1	—	3	—	—	—	1	—	
<b>51</b>	<b>Information</b>	<b>18 530</b>	<b>235 409</b>	<b>917 511</b>	<b>618</b>	<b>320</b>	<b>88</b>	<b>68</b>	<b>75</b>	<b>34</b>	<b>19</b>	<b>9</b>	<b>3</b>	<b>2</b>	
511	Publishing industries	5 257	81 053	325 184	107	53	11	17	12	6	3	2	2	1	
5111	Newspaper, periodical, book, database publishers	3 775	41 288	166 749	69	39	5	8	9	2	3	1	1	1	
51111	Newspaper publishers	1 746	21 138	77 173	19	7	1	4	4	1	1	—	—	1	
511110	Newspaper publishers	1 746	21 138	77 173	19	7	1	4	4	1	1	—	—	1	
51112	Periodical publishers	1 796	16 241	73 549	24	13	1	2	4	1	1	1	1	—	
511120	Periodical publishers	1 796	16 241	73 549	24	13	1	2	4	1	1	1	1	—	
51114	Database and directory publishers	(C)	(D)	(D)	8	6	—	—	1	—	1	—	—	—	
5112	Software publishers	1 482	39 765	158 435	38	14	6	9	3	4	—	1	1	—	
51121	Software publishers	1 482	39 765	158 435	38	14	6	9	3	4	—	1	1	—	
511210	Software publishers	1 482	39 765	158 435	38	14	6	9	3	4	—	1	1	—	

See footnotes at end of table.



**Table 6. Counties—Employees, Payroll, and Establishments by Industry: 2003—Con.**

[Excludes most government employees, railroad employees, and self-employed persons. Size class 1 to 4 includes establishments with payroll, but no employees, during mid-March pay period. (D) denotes figures withheld to avoid disclosing data for individual companies; the data are included in broader industry totals. Detailed industries with 100 or more employees are shown if industry was not a (D). For explanation of terms, abbreviations, and data reliability/comparability, see introductory text]

NAICS code	Industry	Number of employees for week including March 12	Payroll (\$1,000)		Total number of establishments	Number of establishments by employment-size class								
			First quarter	Annual		1 to 4	5 to 9	10 to 19	20 to 49	50 to 99	100 to 249	250 to 499	500 to 999	1,000 or more
<b>ORANGE—Con.</b>														
<b>51 Information—Con.</b>														
512	Motion picture & sound recording industries .....	1 484	9 284	38 439	124	83	11	11	8	9	2	—	—	—
5121	Motion picture & video industries .....	1 217	7 818	32 571	105	70	11	8	7	8	1	—	—	—
51211	Motion picture & video production .....	414	4 346	18 716	78	59	9	6	3	1	—	—	—	—
512110	Motion picture & video production .....	414	4 346	18 716	78	59	9	6	3	1	—	—	—	—
51213	Motion picture & video exhibition .....	767	3 075	12 733	15	2	—	1	4	7	1	—	—	—
5122	Sound recording industries .....	267	1 466	5 868	19	13	—	3	1	1	1	—	—	—
51229	Other sound recording industries .....	(C)	(D)	(D)	6	3	—	1	—	1	1	—	—	—
515	Broadcasting (except Internet) .....	1 802	26 013	102 387	40	6	8	5	15	1	4	1	—	—
5151	Radio and Television Broadcasting .....	(G)	(D)	(D)	37	5	8	5	14	1	4	—	—	—
51511	Radio Broadcasting .....	(F)	(D)	(D)	28	5	7	4	10	1	1	—	—	—
51512	Television Broadcasting .....	718	11 185	44 503	9	—	1	1	4	—	3	—	—	—
515120	Television Broadcasting .....	718	11 185	44 503	9	—	1	1	4	—	3	—	—	—
5152	Cable and Other Subscription Programming .....	(E)	(D)	(D)	3	1	—	—	1	—	—	1	—	—
51521	Cable and Other Subscription Programming .....	(E)	(D)	(D)	3	1	—	—	1	—	—	1	—	—
517	Telecommunications .....	7 846	95 854	353 292	210	94	46	17	25	13	9	4	1	1
5171	Wired Telecommunications Carriers .....	4 900	67 581	242 115	114	51	21	7	12	9	9	4	1	—
51711	Wired Telecommunications Carriers .....	4 900	67 581	242 115	114	51	21	7	12	9	9	4	1	—
517110	Wired Telecommunications Carriers .....	4 900	67 581	242 115	114	51	21	7	12	9	9	4	1	—
5172	Wireless Telecommunications Carriers (except Satellite) .....	2 654	25 160	98 904	69	29	20	7	10	2	—	—	—	1
51721	Wireless Telecommunications Carriers (except Satellite) .....	2 654	25 160	98 904	69	29	20	7	10	2	—	—	—	1
517212	Cellular and Other Wireless Telecommunications .....	2 589	24 718	97 090	63	27	18	6	9	2	—	—	—	1
5173	Telecommunications Resellers .....	(C)	(D)	(D)	17	9	4	3	1	—	—	—	—	—
51731	Telecommunications Resellers .....	(C)	(D)	(D)	17	9	4	3	1	—	—	—	—	—
5175	Cable and Other Program Distribution .....	192	2 197	9 309	9	4	1	—	2	2	—	—	—	—
51751	Cable and Other Program Distribution .....	192	2 197	9 309	9	4	1	—	2	2	—	—	—	—
517510	Cable and Other Program Distribution .....	192	2 197	9 309	9	4	1	—	2	2	—	—	—	—
518	Internet Service Providers, Web Search Portals, and Data Processing Serv .....	1 632	20 352	86 872	107	62	11	15	13	4	1	1	—	—
5181	Internet Service Providers and Web Search Portals .....	565	7 189	29 595	33	21	5	4	2	—	—	1	—	—
51811	Internet Service Providers and Web Search Portals .....	565	7 189	29 595	33	21	5	4	2	—	—	1	—	—
518111	Internet Service Providers .....	538	7 000	28 800	25	15	4	3	2	—	—	1	—	—
5182	Data Processing, Hosting, and Related Services .....	1 067	13 163	57 277	74	41	6	11	11	4	1	—	—	—
51821	Data Processing, Hosting, and Related Services .....	1 067	13 163	57 277	74	41	6	11	11	4	1	—	—	—
518210	Data Processing, Hosting, and Related Services .....	1 067	13 163	57 277	74	41	6	11	11	4	1	—	—	—
519	Other Information Services .....	475	2 612	10 126	16	10	—	2	2	1	—	1	—	—
5191	Other Information Services .....	475	2 612	10 126	16	10	—	2	2	1	—	1	—	—
51919	All Other Information Services .....	(E)	(D)	(D)	6	4	—	1	—	—	—	1	—	—
<b>52</b>	<b>Finance &amp; insurance .....</b>	<b>26 449</b>	<b>344 023</b>	<b>1 295 033</b>	<b>1 782</b>	<b>1 044</b>	<b>304</b>	<b>227</b>	<b>119</b>	<b>46</b>	<b>25</b>	<b>9</b>	<b>7</b>	<b>1</b>
522	Credit intermediation & related activities .....	14 057	162 142	604 336	750	348	154	144	62	18	14	6	3	1
5221	Depository credit intermediation .....	9 236	105 049	355 791	331	83	81	106	34	12	9	2	3	1
52211	Commercial banking .....	7 460	89 700	296 004	240	60	61	70	29	9	6	1	3	1
522110	Commercial banking .....	7 460	89 700	296 004	240	60	61	70	29	9	6	1	3	1
52212	Savings institutions .....	735	7 400	28 944	40	8	11	18	1	1	—	1	—	—
522120	Savings institutions .....	735	7 400	28 944	40	8	11	18	1	1	—	1	—	—
52213	Credit unions .....	1 041	7 949	30 843	51	15	9	18	4	2	3	—	—	—
522130	Credit unions .....	1 041	7 949	30 843	51	15	9	18	4	2	3	—	—	—
5222	Nondepository credit intermediation .....	3 174	38 638	168 387	221	115	53	27	16	3	4	3	—	—
52221	Credit card issuing .....	(E)	(D)	(D)	3	1	—	—	—	—	1	1	—	—
52222	Sales financing .....	(E)	(D)	(D)	25	11	7	4	2	1	—	—	—	—
52229	Other nondepository credit intermediation .....	2 453	30 630	134 114	193	103	46	23	14	2	3	2	—	—
522292	Real estate credit .....	1 981	25 821	114 003	111	52	20	13	2	2	2	—	—	—
522298	All oth nondepository credit intermediation .....	355	3 536	13 751	36	15	17	2	1	—	1	—	—	—
5223	Activities related to credit intermediation .....	1 647	18 455	80 158	198	150	20	11	12	3	1	1	—	—
52231	Mortgage & nonmortgage brokers .....	880	8 308	41 457	117	87	10	8	10	1	1	—	—	—
522310	Mortgage & nonmortgage brokers .....	880	8 308	41 457	117	87	10	8	10	1	1	—	—	—
52232	Financial clearinghouse & reserve activities .....	369	5 371	21 648	15	9	2	2	1	—	—	1	—	—
522320	Financial clearinghouse & reserve activities .....	369	5 371	21 648	15	9	2	2	1	—	—	1	—	—
52239	Other credit intermediation activities .....	398	4 776	17 053	66	54	8	1	1	2	—	—	—	—
522390	Other credit intermediation activities .....	398	4 776	17 053	66	54	8	1	1	2	—	—	—	—
523	Security, commodity contracts & like activity .....	2 726	58 625	230 862	300	225	35	14	18	7	—	—	1	—
5231	Scrtcy & comdty contracts intermed & brokerage .....	2 154	45 376	176 790	141	95	20	6	13	6	—	—	1	—
52311	Investment banking & securities dealing .....	178	2 389	11 115	23	12	8	1	1	—	—	—	—	—
523110	Investment banking & securities dealing .....	178	2 389	11 115	23	12	8	1	1	—	—	—	—	—
52312	Securities brokerage .....	1 842	42 177	162 223	107	76	10	4	12	4	—	—	1	—
523120	Securities brokerage .....	1 842	42 177	162 223	107	76	10	4	12	4	—	—	1	—
52313	Commodity contracts dealing .....	125	729	2 880	7	3	2	1	—	—	—	—	—	—
523130	Commodity contracts dealing .....	125	729	2 880	7	3	2	1	—	—	—	—	—	—
5239	Other financial investment activities .....	572	13 249	54 072	159	130	15	8	5	1	—	—	—	—
52392	Portfolio management .....	170	6 065	27 191	39	28	5	4	2	—	—	—	—	—
523920	Portfolio management .....	170	6 065	27 191	39	28	5	4	2	—	—	—	—	—
52393	Investment advice .....	317	6 282	22 480	95	80	10	2	1	—	—	—	—	—
523930	Investment advice .....	317	6 282	22 480	95	80	10	2	1	—	—	—	—	—

See footnotes at end of table.

**Table 6. Counties—Employees, Payroll, and Establishments by Industry: 2003—Con.**

[Excludes most government employees, railroad employees, and self-employed persons. Size class 1 to 4 includes establishments with payroll, but no employees, during mid-March pay period. (D) denotes figures withheld to avoid disclosing data for individual companies; the data are included in broader industry totals. Detailed industries with 100 or more employees are shown if industry was not a (D). For explanation of terms, abbreviations, and data reliability/comparability, see introductory text]

NAICS code	Industry	Number of employees for week including March 12	Payroll (\$1,000)		Total number of establishments	Number of establishments by employment-size class																				
			First quarter	Annual		1 to 4	5 to 9	10 to 19	20 to 49	50 to 99	100 to 249	250 to 499	500 to 999	1,000 or more												
<b>ORANGE—Con.</b>																										
<b>52</b>	<b>Finance &amp; insurance—Con.</b>																									
524	Insurance carriers & related activities .....	9 394	118 376	444 128	690	440	109	68	37	19	11	3	3	—												
5241	Insurance carriers .....	5 921	79 369	277 950	177	86	23	25	19	12	6	3	3	—												
52411	Direct life, health, medical insurance carriers .....	1 478	17 665	68 979	65	31	6	13	8	4	2	1	—	—												
524113	Direct life insurance carriers .....	1 048	11 184	43 370	51	25	5	9	8	2	1	1	—	—												
524114	Direct health & medical insurance carriers .....	1 430	6 481	25 609	14	6	1	4	—	2	1	—	—	—												
52412	Other direct insurance carriers .....	4 288	58 223	197 131	107	54	15	12	11	6	4	2	3	—												
524126	Direct property & casualty insurance carriers .....	3 640	47 034	159 322	71	32	9	9	9	5	3	1	3	—												
52413	Reinsurance carriers .....	155	3 481	11 840	5	1	2	—	—	2	—	—	—	—												
524130	Reinsurance carriers .....	155	3 481	11 840	5	1	2	—	—	2	—	—	—	—												
5242	Agencies & other insurance related activities .....	3 473	39 007	166 178	513	354	86	43	18	7	5	—	—	—												
52421	Insurance agencies & brokerages .....	2 144	25 352	106 929	444	318	76	33	12	4	1	—	—	—												
524210	Insurance agencies & brokerages .....	2 144	25 352	106 929	444	318	76	33	12	4	1	—	—	—												
52429	Other insurance related activities .....	1 329	13 655	59 249	69	36	10	10	6	3	4	—	—	—												
524291	Claims adjusting .....	516	4 446	22 376	24	12	5	3	—	3	1	—	—	—												
524292	Insurance & pension funds, third party admin .....	631	7 021	26 422	30	13	3	7	5	—	2	—	—	—												
524298	All other insurance related activities .....	182	2 188	10 451	15	11	2	—	1	—	1	—	—	—												
525	Funds, trusts, & other financial vehicles (part) .....	272	4 880	15 707	42	31	6	1	2	2	—	—	—	—												
5259	Other investment pools & funds .....	272	4 880	15 707	42	31	6	1	2	2	—	—	—	—												
52593	Real estate investment trusts .....	262	4 809	15 321	34	24	5	1	2	2	—	—	—	—												
525930	Real estate investment trusts .....	262	4 809	15 321	34	24	5	1	2	2	—	—	—	—												
<b>53</b>	<b>Real estate &amp; rental &amp; leasing .....</b>													<b>16 464</b>	<b>133 309</b>	<b>591 588</b>	<b>1 656</b>	<b>1 141</b>	<b>257</b>	<b>152</b>	<b>72</b>	<b>15</b>	<b>8</b>	<b>6</b>	<b>4</b>	<b>1</b>
531	Real estate .....	10 261	81 047	375 963	1 322	1 008	178	91	28	7	4	3	2	1												
5311	Lessors of real estate .....	2 513	16 439	69 608	374	267	62	36	6	1	1	—	1	—												
53111	Lessors of residential buildings & dwellings .....	1 637	9 558	43 626	174	105	42	24	2	—	—	—	1	—												
531110	Lessors of residential buildings & dwellings .....	1 637	9 558	43 626	174	105	42	24	2	—	—	—	1	—												
531112	Lessors of nonres bldg (exc miniwarehouses) .....	623	6 074	22 409	136	110	12	10	3	—	1	—	—	—												
531120	Lessors of nonres bldg (exc miniwarehouses) .....	623	6 074	22 409	136	110	12	10	3	—	1	—	—	—												
53119	Lessors of other real estate property .....	164	507	1 667	32	24	5	1	1	1	—	—	—	—												
531190	Lessors of other real estate property .....	164	507	1 667	32	24	5	1	1	1	—	—	—	—												
5312	Offices of real estate agents & brokers .....	4 570	41 423	204 137	497	437	37	9	8	1	2	1	1	1												
53121	Offices of real estate agents & brokers .....	4 570	41 423	204 137	497	437	37	9	8	1	2	1	1	1												
531210	Offices of real estate agents & brokers .....	4 570	41 423	204 137	497	437	37	9	8	1	2	1	1	1												
5313	Activities related to real estate .....	3 178	23 185	102 218	451	304	79	46	14	5	1	2	—	—												
53131	Real estate property managers .....	2 393	17 581	76 493	242	134	50	40	12	4	—	2	—	—												
531311	Residential property managers .....	1 961	12 931	56 452	180	93	40	35	8	2	—	2	—	—												
531312	Nonresidential property managers .....	432	4 650	20 041	62	41	10	5	4	2	—	—	—	—												
53132	Offices of real estate appraisers .....	280	2 404	11 139	106	86	16	3	1	—	—	—	—	—												
531320	Offices of real estate appraisers .....	280	2 404	11 139	106	86	16	3	1	—	—	—	—	—												
53139	Other activities related to real estate .....	505	3 200	14 586	103	84	13	3	1	1	1	—	—	—												
531390	Other activities related to real estate .....	505	3 200	14 586	103	84	13	3	1	1	1	—	—	—												
532	Rental & leasing services .....	6 162	51 793	213 080	325	126	79	60	43	8	4	3	2	—												
5321	Automotive equipment rental & leasing .....	2 459	19 733	79 028	97	43	25	10	10	2	4	2	1	—												
53211	Passenger car rental & leasing .....	2 114	17 181	68 147	53	24	12	4	4	2	4	2	1	—												
532111	Passenger car rental .....	2 064	16 783	66 465	47	21	11	3	3	2	4	2	1	—												
53212	Truck, utility trailer & RV rental & leasing .....	345	2 552	10 881	44	19	13	6	6	—	—	—	—	—												
532120	Truck, utility trailer & RV rental & leasing .....	345	2 552	10 881	44	19	13	6	6	—	—	—	—	—												
5322	Consumer goods rental .....	1 108	5 138	22 303	117	43	31	31	10	2	—	—	—	—												
53223	Video tape & disc rental .....	509	1 481	6 234	49	10	12	23	4	—	—	—	—	—												
532230	Video tape & disc rental .....	509	1 481	6 234	49	10	12	23	4	—	—	—	—	—												
53229	Other consumer goods rental .....	463	2 797	12 510	34	12	7	7	6	2	—	—	—	—												
532291	Home health equipment rental .....	116	776	3 903	7	1	1	3	2	—	—	—	—	—												
532299	All other consumer goods rental .....	317	1 879	8 024	21	6	6	4	3	2	—	—	—	—												
5323	General rental centers .....	175	1 251	5 708	20	9	6	2	3	—	—	—	—	—												
53231	General rental centers .....	175	1 251	5 708	20	9	6	2	3	—	—	—	—	—												
532310	General rental centers .....	175	1 251	5 708	20	9	6	2	3	—	—	—	—	—												
5324	Commercial, industrial equip rental & leasing .....	2 420	25 671	106 041	91	31	17	17	20	4	—	1	1	—												
53241	Const, trans, mining equip rental & leasing .....	410	4 133	15 153	23	6	6	—	10	1	—	—	—	—												
532412	Const, mining, forestry equip rental & leasing .....	362	3 829	13 786	17	4	3	—	9	1	—	—	—	—												
53249	Oth commercial, industrial equip rental, lease .....	1 954	20 995	89 114	60	21	10	14	10	3	—	1	1	—												
532490	Oth commercial, industrial equip rental, lease .....	1 954	20 995	89 114	60	21	10	14	10	3	—	1	1	—												
<b>54</b>	<b>Professional, scientific &amp; technical services .....</b>													<b>35 047</b>	<b>424 603</b>	<b>1 890 203</b>	<b>3 952</b>	<b>2 695</b>	<b>546</b>	<b>359</b>	<b>234</b>	<b>70</b>	<b>35</b>	<b>10</b>	<b>2</b>	<b>1</b>
541	Professional, scientific & technical services .....	35 047	424 603	1 890 203	3 952	2 695	546	359	234	70	35	10	2	1												
5411	Legal services .....	7 881	110 572	528 018	1 019	679	175	89	52	13	9	2	—	—												
54111	Offices of lawyers .....	7 437	107 035	511 257	953	641	162	77	50	12	9	2	—	—												
541110	Offices of lawyers .....	7 437	107 035	511 257	953	641	162	77	50	12	9	2	—	—												
54119	Other legal services .....	444	3 537	16 761	66	38	13	12	2	1	—	—	—	—												
541191	Title abstract & settlement offices .....	403	3 319	15 883	49	23	12	11	2	1	—	—	—	—												
5412	Accounting, tax prep, bookkeep, payroll services .....	3 829	33 740	139 431	493	365	62	32	20	8	3	3	—	—												
54121	Accounting, tax prep, bookkeep, payroll services .....	3 829	33 740	139 431	493	365	62	32	20	8	3	3	—	—												
541211	Offices of certified public accountants .....	1 669	17 650	78 682	260	182	42	18	14	2	1	1	—	—												
541213	Tax preparation services .....	679	1 747	4 788	84	68	5	5	2	2	—	—	—	—												
541214	Payroll services .....	532	3 675	10 342	14	7	—	3	2	1	—	1	—	—												
541219	Other accounting services .....	949	10 668	45 619	135	108	15	6	2	3	—	1	—	—												

See footnotes at end of table.

**Table 6. Counties—Employees, Payroll, and Establishments by Industry: 2003—Con.**

[Excludes most government employees, railroad employees, and self-employed persons. Size class 1 to 4 includes establishments with payroll, but no employees, during mid-March pay period. (D) denotes figures withheld to avoid disclosing data for individual companies; the data are included in broader industry totals. Detailed industries with 100 or more employees are shown if industry was not a (D). For explanation of terms, abbreviations, and data reliability/comparability, see introductory text]

NAICS code	Industry	Number of employees for week including March 12	Payroll (\$1,000)		Total number of establishments	Number of establishments by employment-size class									
			First quarter	Annual		1 to 4	5 to 9	10 to 19	20 to 49	50 to 99	100 to 249	250 to 499	500 to 999	1,000 or more	
<b>ORANGE—Con.</b>															
<b>54</b>	<b>Professional, scientific &amp; technical services—Con.</b>														
541	Professional, scientific & technical services—Con.														
5413	Architectural, engineering & related services . . .	8 294	103 700	465 059	585	295	98	89	65	24	13	1	—	—	
54131	Architectural services . . . . .	1 380	16 924	77 461	122	73	15	14	13	6	1	—	—	—	
541310	Architectural services . . . . .	1 380	16 924	77 461	122	73	15	14	13	6	1	—	—	—	
54132	Landscape architectural services . . . . .	578	8 504	32 324	38	19	8	7	1	2	1	—	—	—	
541320	Landscape architectural services . . . . .	578	8 504	32 324	38	19	8	7	1	2	1	—	—	—	
54133	Engineering services . . . . .	5 266	68 957	313 009	320	144	60	49	42	15	9	1	—	—	
541330	Engineering services . . . . .	5 266	68 957	313 009	320	144	60	49	42	15	9	1	—	—	
54137	Surveying, mapping (exc geophysical) services . . . . .	473	3 818	17 321	42	15	8	13	5	1	—	—	—	—	
541370	Surveying, mapping (exc geophysical) services . . . . .	473	3 818	17 321	42	15	8	13	5	1	—	—	—	—	
54138	Testing laboratories . . . . .	503	4 693	21 143	23	10	4	3	4	—	2	—	—	—	
541380	Testing laboratories . . . . .	503	4 693	21 143	23	10	4	3	4	—	2	—	—	—	
5414	Specialized design services . . . . .	840	6 731	27 469	197	151	25	13	7	1	—	—	—	—	
54141	Interior design services . . . . .	516	4 392	17 668	103	75	14	9	4	1	—	—	—	—	
541410	Interior design services . . . . .	516	4 392	17 668	103	75	14	9	4	1	—	—	—	—	
54143	Graphic design services . . . . .	294	2 118	8 840	86	71	10	2	3	—	—	—	—	—	
541430	Graphic design services . . . . .	294	2 118	8 840	86	71	10	2	3	—	—	—	—	—	
5415	Computer systems design & related services . . .	4 490	69 821	295 813	424	297	47	38	28	10	2	—	2	—	
54151	Computer systems design & related services . .	4 490	69 821	295 813	424	297	47	38	28	10	2	—	2	—	
541511	Custom computer programming services . . .	1 542	24 162	91 567	194	135	19	21	13	5	1	—	—	—	
541512	Computer systems design services . . . . .	2 605	41 025	184 884	150	99	19	12	12	5	1	—	2	—	
541519	Other computer related services . . . . .	262	3 776	15 578	64	52	7	2	3	—	—	—	—	—	
5416	Management, sci & tech consulting services . . .	4 259	49 383	222 352	666	550	55	33	16	8	2	1	—	1	
54161	Management consulting services . . . . .	3 678	43 721	194 592	547	453	49	25	10	6	2	1	—	1	
541611	Admin & gen management consulting services . . . . .	2 369	25 547	116 147	283	231	28	13	3	5	2	—	—	1	
541612	Human res & exec search consulting services . . . . .	371	4 935	21 670	76	59	9	5	2	1	—	—	—	—	
541613	Marketing consulting services . . . . .	362	3 718	18 007	132	117	6	5	4	—	—	—	—	—	
541614	Process, phys dist & log consulting services . . . . .	514	8 872	35 977	28	23	1	2	1	—	—	1	—	—	
54162	Environmental consulting services . . . . .	217	2 301	10 275	24	16	1	3	3	1	—	—	—	—	
541620	Environmental consulting services . . . . .	217	2 301	10 275	24	16	1	3	3	1	—	—	—	—	
54169	Oth scientific & technical consulting services . .	364	3 361	17 485	95	81	5	5	3	1	—	—	—	—	
541690	Oth scientific & technical consulting services . .	364	3 361	17 485	95	81	5	5	3	1	—	—	—	—	
5417	Scientific R&D services . . . . .	825	14 057	60 996	47	22	11	6	7	—	—	1	—	—	
54171	R&D in physical, engineering & life sciences . .	814	13 924	60 384	42	18	10	6	7	—	—	1	—	—	
541710	R&D in physical, engineering & life sciences . .	814	13 924	60 384	42	18	10	6	7	—	—	1	—	—	
5418	Advertising & related services . . . . .	2 205	24 079	94 626	183	114	30	18	12	4	3	2	—	—	
54181	Advertising agencies . . . . .	1 325	15 687	61 865	72	40	11	10	7	1	1	2	—	—	
541810	Advertising agencies . . . . .	1 325	15 687	61 865	72	40	11	10	7	1	1	2	—	—	
54182	Public relations agencies . . . . .	118	1 392	5 288	24	14	5	5	—	—	—	—	—	—	
541820	Public relations agencies . . . . .	118	1 392	5 288	24	14	5	5	—	—	—	—	—	—	
54185	Display advertising . . . . .	282	3 752	14 084	15	9	2	—	1	2	1	—	—	—	
541850	Display advertising . . . . .	282	3 752	14 084	15	9	2	—	1	2	1	—	—	—	
54186	Direct mail advertising . . . . .	212	1 782	7 055	13	6	3	—	3	—	—	—	—	—	
541860	Direct mail advertising . . . . .	212	1 782	7 055	13	6	3	—	3	—	—	—	—	—	
54187	Advertising material distribution services . . .	108	369	1 568	5	3	—	—	1	1	—	—	—	—	
541870	Advertising material distribution services . . .	108	369	1 568	5	3	—	—	1	1	—	—	—	—	
54189	Other services related to advertising . . . . .	102	675	2 836	32	25	4	3	—	—	—	—	—	—	
541890	Other services related to advertising . . . . .	102	675	2 836	32	25	4	3	—	—	—	—	—	—	
5419	Oth professional, scientific, technical services . .	2 424	12 520	56 439	338	222	43	41	27	2	3	—	—	—	
54191	Marketing research & public opinion polling . . .	267	1 143	5 515	31	15	6	6	4	—	—	—	—	—	
541910	Marketing research & public opinion polling . . .	267	1 143	5 515	31	15	6	6	4	—	—	—	—	—	
54192	Photographic services . . . . .	590	2 116	9 377	99	74	14	5	4	1	1	—	—	—	
541921	Photography studios, portrait . . . . .	491	1 621	7 170	64	43	11	5	3	1	1	—	—	—	
54194	Veterinary services . . . . .	914	5 163	23 563	74	19	12	27	16	—	—	—	—	—	
541940	Veterinary services . . . . .	914	5 163	23 563	74	19	12	27	16	—	—	—	—	—	
54199	All oth prof, scientific & technical services . . .	605	3 836	16 883	126	108	10	3	2	1	2	—	—	—	
541990	All oth prof, scientific & technical services . . .	605	3 836	16 883	126	108	10	3	2	1	2	—	—	—	
<b>55</b>	<b>Management of companies &amp; enterprises</b>	<b>22 166</b>	<b>235 254</b>	<b>974 622</b>	<b>318</b>	<b>107</b>	<b>48</b>	<b>53</b>	<b>54</b>	<b>21</b>	<b>14</b>	<b>8</b>	<b>8</b>	<b>5</b>	
551	Management of companies & enterprises . . . . .	22 166	235 254	974 622	318	107	48	53	54	21	14	8	8	5	
5511	Management of companies & enterprises . . . . .	22 166	235 254	974 622	318	107	48	53	54	21	14	8	8	5	
55111	Management of companies & enterprises . . . . .	22 166	235 254	974 622	318	107	48	53	54	21	14	8	8	5	
551112	Offices of other holding companies . . . . .	440	4 924	20 717	28	19	2	3	2	—	2	—	—	—	
551114	Corp, subsidiary & regional managing offices . . . . .	21 690	230 099	952 880	287	87	45	50	51	21	12	8	8	5	
<b>56</b>	<b>Admin, support, waste mgt, remediation services</b>	<b>61 902</b>	<b>326 987</b>	<b>1 403 424</b>	<b>1 920</b>	<b>1 127</b>	<b>234</b>	<b>188</b>	<b>168</b>	<b>80</b>	<b>84</b>	<b>26</b>	<b>6</b>	<b>7</b>	
561	Administrative & support services . . . . .	60 113	310 840	1 338 828	1 864	1 106	225	183	154	78	80	25	6	7	
5611	Office administrative services . . . . .	2 500	22 043	102 147	135	82	15	14	12	5	6	1	—	—	
56111	Office administrative services . . . . .	2 500	22 043	102 147	135	82	15	14	12	5	6	1	—	—	
561110	Office administrative services . . . . .	2 500	22 043	102 147	135	82	15	14	12	5	6	1	—	—	
5612	Facilities support services . . . . .	995	7 408	30 452	14	7	—	2	1	—	2	2	—	—	
56121	Facilities support services . . . . .	995	7 408	30 452	14	7	—	2	1	—	2	2	—	—	
561210	Facilities support services . . . . .	995	7 408	30 452	14	7	—	2	1	—	2	2	—	—	
5613	Employment services . . . . .	29 953	161 227	702 141	236	71	14	16	39	39	38	12	2	5	
56131	Employment placement agencies . . . . .	793	5 941	24 512	37	22	2	3	5	2	3	—	—	—	
561310	Employment placement agencies . . . . .	793	5 941	24 512	37	22	2	3	5	2	3	—	—	—	
56132	Temporary help services . . . . .	24 325	124 935	556 111	167	40	10	27	34	32	10	1	3	3	
561320	Temporary help services . . . . .	24 325	124 935	556 111	167	40	10	27	34	32	10	1	3	3	
56133	Employee leasing services . . . . .	4 835	30 351	121 518	32	9	2	3	7	3	3	2	1	2	
561330	Employee leasing services . . . . .	4 835	30 351	121 518	32	9	2	3	7	3	3	2	1	2	

See footnotes at end of table.



**Table 6. Counties—Employees, Payroll, and Establishments by Industry: 2003—Con.**

[Excludes most government employees, railroad employees, and self-employed persons. Size class 1 to 4 includes establishments with payroll, but no employees, during mid-March pay period. (D) denotes figures withheld to avoid disclosing data for individual companies; the data are included in broader industry totals. Detailed industries with 100 or more employees are shown if industry was not a (D). For explanation of terms, abbreviations, and data reliability/comparability, see introductory text]

NAICS code	Industry	Number of employees for week including March 12	Payroll (\$1,000)		Total number of establishments	Number of establishments by employment-size class									
			First quarter	Annual		1 to 4	5 to 9	10 to 19	20 to 49	50 to 99	100 to 249	250 to 499	500 to 999	1,000 or more	
<b>ORANGE—Con.</b>															
<b>62</b>	<b>Health care and social assistance . . . . .</b>	<b>51 097</b>	<b>455 013</b>	<b>1 965 003</b>	<b>2 294</b>	<b>1 051</b>	<b>586</b>	<b>355</b>	<b>191</b>	<b>43</b>	<b>48</b>	<b>10</b>	<b>5</b>	<b>5</b>	
621	Ambulatory health care services . . . . .	17 488	191 913	881 130	1 759	833	501	261	122	22	14	5	1	—	
6211	Offices of physicians . . . . .	7 984	112 848	539 014	803	341	251	130	59	13	8	1	—	—	
62111	Offices of physicians . . . . .	7 984	112 848	539 014	803	341	251	130	59	13	8	1	—	—	
621111	Offices of physicians (exc mental health) . . . . .	7 841	111 662	533 286	768	317	244	127	58	13	8	1	—	—	
621112	Offices of physicians, mental health . . . . .	143	1 186	5 728	35	24	7	3	1	—	—	—	—	—	
6212	Offices of dentists . . . . .	2 407	20 846	96 985	343	120	142	66	15	—	—	—	—	—	
62121	Offices of dentists . . . . .	2 407	20 846	96 985	343	120	142	66	15	—	—	—	—	—	
621210	Offices of dentists . . . . .	2 407	20 846	96 985	343	120	142	66	15	—	—	—	—	—	
6213	Offices of other health practitioners . . . . .	1 420	10 810	48 536	367	269	66	25	7	—	—	—	—	—	
62131	Offices of chiropractors . . . . .	431	3 134	14 477	116	79	30	7	—	—	—	—	—	—	
621310	Offices of chiropractors . . . . .	431	3 134	14 477	116	79	30	7	—	—	—	—	—	—	
62132	Offices of optometrists . . . . .	208	1 669	7 634	56	39	12	5	—	—	—	—	—	—	
621320	Offices of optometrists . . . . .	208	1 669	7 634	56	39	12	5	—	—	—	—	—	—	
62133	Offices of other mental health practitioners . . . . .	139	1 246	5 612	52	46	2	3	1	—	—	—	—	—	
621330	Offices of other mental health practitioners . . . . .	139	1 246	5 612	52	46	2	3	1	—	—	—	—	—	
62134	Offices of PT, OT, speech therapy & audiology . . . . .	295	1 843	7 204	54	39	8	3	4	—	—	—	—	—	
621340	Offices of PT, OT, speech therapy & audiology . . . . .	295	1 843	7 204	54	39	8	3	4	—	—	—	—	—	
62139	Offices of all other health practitioners . . . . .	347	2 918	13 609	89	66	14	7	2	—	—	—	—	—	
621391	Offices of podiatrists . . . . .	113	652	3 376	24	15	7	2	—	—	—	—	—	—	
621399	Offices of all other misc health practitioners . . . . .	234	2 266	10 233	65	51	7	5	2	—	—	—	—	—	
6214	Outpatient care centers . . . . .	2 047	16 870	71 026	120	42	18	23	32	3	1	1	—	—	
62142	Outpatient mental health, substance abuse ctrs . . . . .	254	1 133	5 548	22	8	4	4	6	—	—	—	—	—	
621420	Outpatient mental health, substance abuse ctrs . . . . .	254	1 133	5 548	22	8	4	4	6	—	—	—	—	—	
62149	Other outpatient care centers . . . . .	1 734	15 517	64 203	91	32	12	16	26	3	1	1	—	—	
621493	Freestanding ambulatory surgery, emergency ctr . . . . .	404	3 371	14 715	25	5	5	6	8	1	—	—	—	—	
621498	All other outpatient care centers . . . . .	981	9 266	38 475	51	26	5	7	10	1	1	1	—	—	
6215	Medical & diagnostic laboratories . . . . .	791	9 466	41 509	41	20	14	3	2	—	1	1	—	—	
62151	Medical & diagnostic laboratories . . . . .	791	9 466	41 509	41	20	14	3	2	—	1	1	—	—	
621511	Medical laboratories . . . . .	478	6 798	27 698	15	7	7	—	—	—	1	—	—	—	
621512	Diagnostic imaging centers . . . . .	313	2 668	13 811	26	13	7	3	2	—	1	—	—	—	
6216	Home health care services . . . . .	2 008	13 077	52 936	45	22	3	7	3	5	3	1	1	—	
62161	Home health care services . . . . .	2 008	13 077	52 936	45	22	3	7	3	5	3	1	1	—	
621610	Home health care services . . . . .	2 008	13 077	52 936	45	22	3	7	3	5	3	1	1	—	
6219	Other ambulatory health care services . . . . .	831	7 996	31 124	40	19	7	7	4	1	1	1	—	—	
62199	All other ambulatory health care services (F) (D) . . . . .	—	—	—	37	17	7	7	4	—	1	1	—	—	
621991	Blood & organ banks . . . . .	409	3 501	14 856	9	2	3	2	1	—	—	1	—	—	
622	Hospitals . . . . .	20 682	194 432	785 941	18	5	—	1	—	1	3	—	3	5	
6221	General medical & surgical hospitals . . . . .	20 152	191 174	770 776	10	—	—	1	—	—	1	—	3	5	
62211	General medical & surgical hospitals . . . . .	20 152	191 174	770 776	10	—	—	1	—	—	1	—	3	5	
622110	General medical & surgical hospitals . . . . .	20 152	191 174	770 776	10	—	—	1	—	—	1	—	3	5	
6222	Psychiatric & substance abuse hospitals . . . . .	527	3 233	14 995	4	1	—	—	—	1	2	—	—	—	
62221	Psychiatric & substance abuse hospitals . . . . .	527	3 233	14 995	4	1	—	—	—	1	2	—	—	—	
622210	Psychiatric & substance abuse hospitals . . . . .	527	3 233	14 995	4	1	—	—	—	1	2	—	—	—	
623	Nursing & residential care facilities . . . . .	7 529	44 343	194 940	141	40	18	22	20	12	26	2	1	—	
6231	Nursing care facilities . . . . .	3 163	19 870	87 737	30	5	—	—	3	2	20	—	—	—	
62311	Nursing care facilities . . . . .	3 163	19 870	87 737	30	5	—	—	3	2	20	—	—	—	
623110	Nursing care facilities . . . . .	3 163	19 870	87 737	30	5	—	—	3	2	20	—	—	—	
6232	Residential mental retardation, health facil . . . . .	2 044	12 409	58 415	49	6	14	15	9	2	2	—	1	—	
62321	Residential mental retardation facilities . . . . .	1 453	8 898	35 423	34	4	13	12	2	1	1	—	—	—	
623210	Residential mental retardation facilities . . . . .	1 453	8 898	35 423	34	4	13	12	2	1	1	—	—	—	
62322	Residential mental health, subst abuse facil . . . . .	591	3 511	22 992	15	2	1	3	7	1	1	—	—	—	
623220	Residential mental health, subst abuse facil . . . . .	591	3 511	22 992	15	2	1	3	7	1	1	—	—	—	
6233	Community care facilities for the elderly . . . . .	2 183	11 354	45 773	52	24	3	5	7	7	4	2	—	—	
62331	Community care facilities for the elderly . . . . .	2 183	11 354	45 773	52	24	3	5	7	7	4	2	—	—	
623311	Continuing care retirement communities . . . . .	1 453	8 222	33 997	14	4	—	1	2	3	2	2	—	—	
623312	Homes for the elderly . . . . .	730	3 132	11 776	38	20	3	4	5	4	2	—	—	—	
6239	Other residential care facilities . . . . .	139	710	3 015	10	5	1	2	1	1	—	—	—	—	
62399	Other residential care facilities . . . . .	139	710	3 015	10	5	1	2	1	1	—	—	—	—	
623990	Other residential care facilities . . . . .	139	710	3 015	10	5	1	2	1	1	—	—	—	—	
624	Social assistance . . . . .	5 398	24 325	102 992	376	173	67	71	49	8	5	3	—	—	
6241	Individual & family services . . . . .	2 420	13 121	54 874	130	76	19	14	13	1	4	3	—	—	
62411	Child & youth services . . . . .	1 086	6 220	25 194	20	5	5	5	2	—	—	3	—	—	
624110	Child & youth services . . . . .	1 086	6 220	25 194	20	5	5	5	2	—	—	3	—	—	
62412	Services for elderly & disabled persons . . . . .	525	2 786	10 969	22	11	3	3	2	—	3	—	—	—	
624120	Services for elderly & disabled persons . . . . .	525	2 786	10 969	22	11	3	3	2	—	3	—	—	—	
62419	Other individual & family services . . . . .	809	4 115	18 711	88	60	11	6	9	1	1	—	—	—	
624190	Other individual & family services . . . . .	809	4 115	18 711	88	60	11	6	9	1	1	—	—	—	
6242	Community, emergency & other relief services . . . . .	537	3 305	14 704	29	11	3	2	12	1	—	—	—	—	
62421	Community food services (C) (D) . . . . .	—	—	—	7	4	—	—	2	1	—	—	—	—	
62422	Community housing services . . . . .	346	2 304	10 516	20	6	3	2	9	—	—	—	—	—	
624221	Temporary shelters . . . . .	246	1 605	7 868	11	2	1	2	6	—	—	—	—	—	
624229	Other community housing services . . . . .	100	699	2 648	9	4	2	—	3	—	—	—	—	—	
6243	Vocational rehabilitation services . . . . .	388	1 622	7 433	16	5	5	2	2	1	1	—	—	—	
62431	Vocational rehabilitation services . . . . .	388	1 622	7 433	16	5	5	2	2	1	1	—	—	—	
624310	Vocational rehabilitation services . . . . .	388	1 622	7 433	16	5	5	2	2	1	1	—	—	—	
6244	Child day care services . . . . .	2 053	6 277	25 981	201	81	40	53	22	5	—	—	—	—	
62441	Child day care services . . . . .	2 053	6 277	25 981	201	81	40	53	22	5	—	—	—	—	
624410	Child day care services . . . . .	2 053	6 277	25 981	201	81	40	53	22	5	—	—	—	—	

See footnotes at end of table.

**Table 6. Counties—Employees, Payroll, and Establishments by Industry: 2003—Con.**

[Excludes most government employees, railroad employees, and self-employed persons. Size class 1 to 4 includes establishments with payroll, but no employees, during mid-March pay period. (D) denotes figures withheld to avoid disclosing data for individual companies; the data are included in broader industry totals. Detailed industries with 100 or more employees are shown if industry was not a (D). For explanation of terms, abbreviations, and data reliability/comparability, see introductory text]

NAICS code	Industry	Number of employees for week including March 12	Payroll (\$1,000)		Total number of establishments	Number of establishments by employment-size class									
			First quarter	Annual		1 to 4	5 to 9	10 to 19	20 to 49	50 to 99	100 to 249	250 to 499	500 to 999	1,000 or more	
<b>ORANGE—Con.</b>															
<b>71</b>	<b>Arts, entertainment &amp; recreation</b>	<b>36 605</b>	<b>174 783</b>	<b>729 837</b>	<b>484</b>	<b>293</b>	<b>55</b>	<b>33</b>	<b>60</b>	<b>18</b>	<b>13</b>	<b>7</b>	<b>-</b>	<b>5</b>	
711	Performing arts, spectator sports & related industries	2 505	27 371	139 243	267	212	17	17	11	6	2	2	-	-	
7111	Performing arts companies	1 222	7 003	32 805	76	56	3	6	4	4	2	1	-	-	
71111	Theater companies & dinner theaters	765	3 665	18 093	32	22	1	3	2	2	1	1	-	-	
711110	Theater companies & dinner theaters	765	3 665	18 093	32	22	1	3	2	2	1	1	-	-	
71113	Musical groups & artists	142	667	3 642	29	25	1	1	1	1	-	-	-	-	
711130	Musical groups & artists	142	667	3 642	29	25	1	1	1	1	-	-	-	-	
71119	Other performing arts companies	246	2 341	9 811	10	6	-	2	1	-	1	-	-	-	
711190	Other performing arts companies	246	2 341	9 811	10	6	-	2	1	-	1	-	-	-	
7112	Spectator sports	(F)	(D)	(D)	28	22	4	-	1	-	-	1	-	-	
71121	Spectator sports	(F)	(D)	(D)	28	22	4	-	1	-	-	1	-	-	
7113	Promoters of entertainment events	(E)	(D)	(D)	39	23	4	8	3	1	-	-	-	-	
71132	Promoters of entertainment events without facility	261	1 787	6 362	31	19	3	6	2	1	-	-	-	-	
711320	Promoters of entertainment events without facility	261	1 787	6 362	31	19	3	6	2	1	-	-	-	-	
7115	Independent artists, writers & performers	289	2 041	9 632	92	81	6	2	2	1	-	-	-	-	
71151	Independent artists, writers & performers	289	2 041	9 632	92	81	6	2	2	1	-	-	-	-	
711510	Independent artists, writers & performers	289	2 041	9 632	92	81	6	2	2	1	-	-	-	-	
712	Museums, historical sites & like institutions	447	2 574	10 496	15	4	4	2	3	-	2	-	-	-	
7121	Museums, historical sites & like institutions	447	2 574	10 496	15	4	4	2	3	-	2	-	-	-	
71211	Museums	(E)	(D)	(D)	13	3	4	2	3	-	1	-	-	-	
71219	Nature parks & other similar institutions	(C)	(D)	(D)	1	-	-	-	-	-	1	-	-	-	
713	Amusement, gambling & recreation industries	33 653	144 838	580 098	202	77	34	14	46	12	9	5	-	5	
7131	Amusement parks & arcades	29 850	128 524	510 975	25	4	2	2	2	4	3	3	-	5	
71311	Amusement & theme parks	29 537	127 145	505 152	17	2	-	2	1	2	2	3	-	5	
713110	Amusement & theme parks	29 537	127 145	505 152	17	2	-	2	1	2	2	3	-	5	
71312	Amusement arcades	313	1 379	5 823	8	2	2	-	1	2	1	-	-	-	
713120	Amusement arcades	313	1 379	5 823	8	2	2	-	1	2	1	-	-	-	
7139	Other amusement & recreation industries	3 803	16 314	69 123	177	73	32	12	44	8	6	2	-	-	
71391	Golf courses & country clubs	1 279	6 977	29 239	25	4	4	-	9	4	3	1	-	-	
713910	Golf courses & country clubs	1 279	6 977	29 239	25	4	4	-	9	4	3	1	-	-	
71394	Fitness & recreational sports centers	1 764	5 865	25 242	87	40	14	7	19	3	3	1	-	-	
713940	Fitness & recreational sports centers	1 764	5 865	25 242	87	40	14	7	19	3	3	1	-	-	
71395	Bowling centers	(C)	(D)	(D)	11	3	1	-	6	1	-	-	-	-	
71399	All other amusement & recreation industries	503	2 544	10 921	52	25	12	5	10	-	-	-	-	-	
713990	All other amusement & recreation industries	503	2 544	10 921	52	25	12	5	10	-	-	-	-	-	
<b>72</b>	<b>Accommodation &amp; food services</b>	<b>77 692</b>	<b>318 850</b>	<b>1 309 958</b>	<b>2 035</b>	<b>597</b>	<b>309</b>	<b>330</b>	<b>477</b>	<b>192</b>	<b>88</b>	<b>20</b>	<b>15</b>	<b>7</b>	
721	Accommodation	34 569	171 241	696 159	271	62	32	34	61	23	26	11	15	7	
7211	Traveler accommodation	34 107	169 055	687 072	254	52	27	33	61	23	26	10	15	7	
72111	Hotels (exc casino hotels) & motels	34 085	168 962	686 646	249	49	26	32	61	23	26	10	15	7	
721110	Hotels (exc casino hotels) & motels	34 085	168 962	686 646	249	49	26	32	61	23	26	10	15	7	
7212	RV parks & recreational camps	448	2 148	8 947	13	8	3	1	-	-	-	1	-	-	
72121	RV parks & recreational camps	448	2 148	8 947	13	8	3	1	-	-	-	1	-	-	
721211	RV parks & campgrounds	438	2 078	8 585	9	4	3	1	-	-	-	1	-	-	
722	Food services & drinking places	43 123	147 609	613 799	1 764	535	277	296	416	169	62	9	-	-	
7221	Full-service restaurants	24 128	93 507	389 390	712	219	103	83	121	126	54	6	-	-	
72211	Full-service restaurants	24 128	93 507	389 390	712	219	103	83	121	126	54	6	-	-	
722110	Full-service restaurants	24 128	93 507	389 390	712	219	103	83	121	126	54	6	-	-	
7222	Limited-service eating places	14 664	38 349	162 775	863	239	133	186	271	30	4	-	-	-	
72221	Limited-service eating places	14 664	38 349	162 775	863	239	133	186	271	30	4	-	-	-	
722211	Limited-service restaurants	13 084	34 487	145 878	741	198	112	148	254	25	4	-	-	-	
722212	Cafeterias	410	1 129	4 574	23	9	4	2	6	2	-	-	-	-	
722213	Snack & nonalcoholic beverage bars	1 170	2 733	12 323	99	32	17	36	11	3	-	-	-	-	
7223	Special food services	2 757	11 558	44 412	86	34	18	14	9	5	3	3	-	-	
72231	Food service contractors	2 494	10 653	40 432	47	12	11	7	6	5	3	3	-	-	
722310	Food service contractors	2 494	10 653	40 432	47	12	11	7	6	5	3	3	-	-	
72232	Caterers	192	752	3 388	26	13	6	5	2	-	-	-	-	-	
722320	Caterers	192	752	3 388	26	13	6	5	2	-	-	-	-	-	
7224	Drinking places (alcoholic beverages)	1 574	4 195	17 222	103	43	23	13	15	8	1	-	-	-	
72241	Drinking places (alcoholic beverages)	1 574	4 195	17 222	103	43	23	13	15	8	1	-	-	-	
722410	Drinking places (alcoholic beverages)	1 574	4 195	17 222	103	43	23	13	15	8	1	-	-	-	
<b>81</b>	<b>Other services (except public administration)</b>	<b>32 945</b>	<b>168 898</b>	<b>686 324</b>	<b>2 416</b>	<b>1 433</b>	<b>460</b>	<b>316</b>	<b>147</b>	<b>33</b>	<b>20</b>	<b>2</b>	<b>2</b>	<b>3</b>	
811	Repair & maintenance	5 572	37 813	157 007	793	495	175	76	35	5	6	1	-	-	
8111	Automotive repair & maintenance	3 592	19 967	82 310	556	341	131	50	27	4	3	-	-	-	
81111	Automotive mechanical & electrical R&M	1 571	9 172	36 764	319	207	76	24	10	2	-	-	-	-	
811111	General automotive repair	1 275	7 445	30 633	267	177	61	20	7	2	-	-	-	-	
811113	Automotive transmission repair	149	880	2 729	21	12	7	-	2	-	-	-	-	-	
811118	Other automotive mechanical & electrical R&M	135	773	3 220	27	15	7	4	1	-	-	-	-	-	
81112	Automotive body, paint, interior & glass repair	1 077	6 907	28 161	148	91	26	19	10	1	1	-	-	-	
811121	Automotive body, paint & interior R&M	1 009	6 367	25 828	137	85	25	10	1	1	-	-	-	-	
81119	Other automotive R&M	944	3 888	17 385	89	43	29	7	1	2	-	-	-	-	
811191	Automotive oil change & lubrication shops	222	848	3 185	32	8	17	6	1	-	-	-	-	-	
811192	Car washes	693	2 818	12 976	49	29	11	-	6	1	2	-	-	-	
8112	Electronic & precision equipment R&M	533	4 659	18 611	68	39	14	10	4	-	1	-	-	-	
81121	Electronic & precision equipment R&M	533	4 659	18 611	68	39	14	10	4	-	1	-	-	-	
811212	Computer & office machine R&M	291	2 190	8 540	35	23	4	6	1	-	-	-	-	-	

See footnotes at end of table.

**Table 6. Counties—Employees, Payroll, and Establishments by Industry: 2003—Con.**

[Excludes most government employees, railroad employees, and self-employed persons. Size class 1 to 4 includes establishments with payroll, but no employees, during mid-March pay period. (D) denotes figures withheld to avoid disclosing data for individual companies; the data are included in broader industry totals. Detailed industries with 100 or more employees are shown if industry was not a (D). For explanation of terms, abbreviations, and data reliability/comparability, see introductory text]

NAICS code	Industry	Number of employees for week including March 12	Payroll (\$1,000)		Total number of establishments	Number of establishments by employment-size class									
			First quarter	Annual		1 to 4	5 to 9	10 to 19	20 to 49	50 to 99	100 to 249	250 to 499	500 to 999	1,000 or more	
<b>81</b>	<b>ORANGE—Con.</b>														
	<b>Other services (except public administration)—Con.</b>														
811	Repair & maintenance—Con.														
8113	Commercial equipment (exc auto & elec)														
	R&M	790	9 184	38 707	73	48	9	11	3	1	—	1	—	—	
81131	Commercial equipment (exc auto & elec)														
	R&M	790	9 184	38 707	73	48	9	11	3	1	—	1	—	—	
811310	Commercial equipment (exc auto & elec)														
	R&M	790	9 184	38 707	73	48	9	11	3	1	—	1	—	—	
8114	Personal & household goods R&M	657	4 003	17 379	96	67	21	5	1	—	2	—	—	—	
81141	Home, garden equipment & appliance														
	R&M	472	3 075	13 618	33	18	9	3	1	—	2	—	—	—	
811412	Appliance repair & maintenance	452	3 029	13 389	30	17	8	2	1	—	2	—	—	—	
81149	Other personal & household goods R&M	117	570	2 498	38	28	9	1	—	—	—	—	—	—	
811490	Other personal & household goods														
	R&M	117	570	2 498	38	28	9	1	—	—	—	—	—	—	
812	Personal & laundry services	6 845	30 406	123 897	812	513	128	118	36	8	8	—	1	—	
8121	Personal care services	2 296	7 869	33 636	397	241	69	69	16	2	—	—	—	—	
81211	Hair, nail & skin care services	2 099	7 129	30 211	340	197	62	63	16	2	—	—	—	—	
812112	Beauty salons	2 031	6 910	28 928	305	166	61	60	16	2	—	—	—	—	
81219	Other personal care services	197	7 40	3 425	57	44	7	6	—	—	—	—	—	—	
812199	Other personal care services	139	489	2 374	38	28	6	4	—	—	—	—	—	—	
8122	Death care services	605	3 226	12 230	38	13	10	10	3	1	1	—	—	—	
81221	Funeral homes	246	1 044	4 241	29	11	9	6	3	—	—	—	—	—	
812210	Funeral homes	246	1 044	4 241	29	11	9	6	3	—	—	—	—	—	
81222	Cemeteries & crematories	359	2 182	7 989	9	2	1	4	—	1	1	—	—	—	
812220	Cemeteries & crematories	359	2 182	7 989	9	2	1	4	—	1	1	—	—	—	
8123	Drycleaning & laundry services	2 246	11 188	46 598	168	108	27	20	6	3	3	—	1	—	
81231	Coin-operated laundries & drycleaners	116	518	2 252	42	37	2	2	1	—	—	—	—	—	
812310	Coin-operated laundries & drycleaners	116	518	2 252	42	37	2	2	1	—	—	—	—	—	
81232	Drycleaning & laundry services (exc coin-op)	1 373	5 973	23 956	118	71	25	17	3	1	—	—	1	—	
812320	Drycleaning & laundry services (exc coin-op)	1 373	5 973	23 956	118	71	25	17	3	1	—	—	1	—	
81233	Linen & uniform supply	757	4 697	20 390	8	—	—	1	2	2	3	—	—	—	
8129	Other personal services	1 698	8 123	31 433	209	151	22	19	11	2	4	—	—	—	
81292	Photofinishing	603	4 823	17 080	21	10	4	1	3	—	3	—	—	—	
81293	Parking lots & garages	595	1 395	6 031	44	21	5	12	4	1	1	—	—	—	
812930	Parking lots & garages	595	1 395	6 031	44	21	5	12	4	1	1	—	—	—	
81299	All other personal services	413	1 646	7 152	118	100	9	5	3	1	—	—	—	—	
812990	All other personal services	413	1 646	7 152	118	100	9	5	3	1	—	—	—	—	
813	Religious, grantmaking, civic, prof & like organizations	20 528	100 679	405 420	811	425	157	122	76	20	6	1	1	3	
8131	Religious organizations	17 875	83 217	331 857	466	233	91	65	53	13	6	1	1	3	
81311	Religious organizations	17 875	83 217	331 857	466	233	91	65	53	13	6	1	1	3	
813110	Religious organizations	17 875	83 217	331 857	466	233	91	65	53	13	6	1	1	3	
8132	Grantmaking & giving services	481	4 003	17 180	50	22	11	10	6	1	—	—	—	—	
81321	Grantmaking & giving services	481	4 003	17 180	50	22	11	10	6	1	—	—	—	—	
813211	Grantmaking foundations	124	1 286	5 620	24	14	6	3	1	—	—	—	—	—	
813212	Voluntary health organizations	304	2 164	9 011	20	5	5	5	4	1	—	—	—	—	
8133	Social advocacy organizations	263	1 756	7 126	28	16	4	3	3	2	—	—	—	—	
81331	Social advocacy organizations	263	1 756	7 126	28	16	4	3	3	2	—	—	—	—	
813312	Environment & wildlife organizations	107	641	2 769	4	—	1	—	2	1	—	—	—	—	
813319	Other social advocacy organizations	118	860	3 342	17	12	2	1	1	1	—	—	—	—	
8134	Civic & social organizations	714	2 606	11 289	73	27	24	14	6	2	—	—	—	—	
81341	Civic & social organizations	714	2 606	11 289	73	27	24	14	6	2	—	—	—	—	
813410	Civic & social organizations	714	2 606	11 289	73	27	24	14	6	2	—	—	—	—	
8139	Business, labor, political, like organizations	1 195	9 097	37 968	194	127	30	8	2	—	—	—	—	—	
81391	Business associations	315	3 066	12 952	47	30	7	6	4	—	—	—	—	—	
813910	Business associations	315	3 066	12 952	47	30	7	6	4	—	—	—	—	—	
81392	Professional organizations	188	1 952	8 344	32	24	2	5	—	1	—	—	—	—	
813920	Professional organizations	188	1 952	8 344	32	24	2	5	—	1	—	—	—	—	
81393	Labor unions & similar labor organizations	331	2 175	8 698	41	15	12	12	2	—	—	—	—	—	
813930	Labor unions & similar labor organizations	331	2 175	8 698	41	15	12	12	2	—	—	—	—	—	
81399	Oth similar organizations (exc business, prof, labor, pol)	333	1 722	7 143	64	49	6	6	2	1	—	—	—	—	
813990	Oth similar organizations (exc business, prof, labor, pol)	333	1 722	7 143	64	49	6	6	2	1	—	—	—	—	
<b>99</b>	<b>Unclassified establishments</b>	<b>149</b>	<b>575</b>	<b>2 742</b>	<b>93</b>	<b>80</b>	<b>11</b>	<b>1</b>	<b>1</b>	<b>—</b>	<b>—</b>	<b>—</b>	<b>—</b>	<b>—</b>	
	<b>OSCEOLA</b>														
	<b>Total</b>	<b>50 354</b>	<b>287 006</b>	<b>1 226 546</b>	<b>3 983</b>	<b>2 389</b>	<b>671</b>	<b>421</b>	<b>310</b>	<b>118</b>	<b>57</b>	<b>10</b>	<b>6</b>	<b>1</b>	
11	Forestry, fishing, hunting, and agriculture support	(A)	(D)	(D)	4	3	1	—	—	—	—	—	—	—	
21	Mining	(A)	(D)	(D)	1	1	—	—	—	—	—	—	—	—	
22	Utilities	(B)	(D)	(D)	8	7	—	—	1	—	—	—	—	—	
23	Construction	4 360	29 227	135 892	474	310	74	52	25	8	3	1	1	—	
236	Construction of Buildings	503	3 975	20 701	103	75	14	11	2	1	—	—	—	—	
2361	Residential Building Construction	311	2 665	14 728	83	68	10	3	1	1	—	—	—	—	
23611	Residential Building Construction	311	2 665	14 728	83	68	10	3	1	1	—	—	—	—	
236115	New Single-Family Housing Construction (except Operative Builders)	163	859	4 590	59	49	7	3	—	—	—	—	—	—	
236117	New Housing Operative Builders	122	1 650	9 394	7	3	2	—	1	1	—	—	—	—	

See footnotes at end of table.

**Table 6. Counties—Employees, Payroll, and Establishments by Industry: 2003—Con.**

[Excludes most government employees, railroad employees, and self-employed persons. Size class 1 to 4 includes establishments with payroll, but no employees, during mid-March pay period. (D) denotes figures withheld to avoid disclosing data for individual companies; the data are included in broader industry totals. Detailed industries with 100 or more employees are shown if industry was not a (D). For explanation of terms, abbreviations, and data reliability/comparability, see introductory text]

NAICS code	Industry	Number of employees for week including March 12	Payroll (\$1,000)		Total number of establishments	Number of establishments by employment-size class																				
			First quarter	Annual		1 to 4	5 to 9	10 to 19	20 to 49	50 to 99	100 to 249	250 to 499	500 to 999	1,000 or more												
<b>OSCEOLA—Con.</b>																										
<b>23 Construction—Con.</b>																										
236	Construction of Buildings—Con.																									
2362	Nonresidential Building Construction	192	1 310	5 973	20	7	4	8	1	—	—	—	—	—	—	—	—	—	—	—						
23622	Commercial and Institutional Building Construction	192	1 310	5 973	20	7	4	8	1	—	—	—	—	—	—	—	—	—	—	—						
236220	Commercial and Institutional Building Construction	192	1 310	5 973	20	7	4	8	1	—	—	—	—	—	—	—	—	—	—	—						
237	Heavy and Civil Engineering Construction	625	4 123	20 521	34	18	6	3	4	1	2	—	—	—	—	—	—	—	—	—						
2372	Land Subdivision	270	1 634	10 394	15	9	3	1	1	—	1	—	—	—	—	—	—	—	—	—						
23721	Land Subdivision	270	1 634	10 394	15	9	3	1	1	—	1	—	—	—	—	—	—	—	—	—						
237210	Land Subdivision	270	1 634	10 394	15	9	3	1	1	—	1	—	—	—	—	—	—	—	—	—						
2373	Highway, Street, and Bridge Construction	245	1 751	6 537	7	2	1	1	1	1	1	—	—	—	—	—	—	—	—	—						
23731	Highway, Street, and Bridge Construction	245	1 751	6 537	7	2	1	1	1	1	1	—	—	—	—	—	—	—	—	—						
237310	Highway, Street, and Bridge Construction	245	1 751	6 537	7	2	1	1	1	1	1	—	—	—	—	—	—	—	—	—						
238	Specialty Trade Contractors	3 232	21 129	94 670	337	217	54	38	19	6	1	1	1	—	—	—	—	—	—	—						
2381	Foundation, Structure, and Building Exterior Contractors	471	2 631	11 093	87	56	14	11	6	—	—	—	—	—	—	—	—	—	—	—						
23811	Poured Concrete Foundation and Structure Contractors	119	831	3 633	16	8	3	3	2	—	—	—	—	—	—	—	—	—	—	—						
238110	Poured Concrete Foundation and Structure Contractors	119	831	3 633	16	8	3	3	2	—	—	—	—	—	—	—	—	—	—	—						
23813	Framing Contractors	123	567	1 960	20	14	3	1	2	—	—	—	—	—	—	—	—	—	—	—						
238130	Framing Contractors	123	567	1 960	20	14	3	1	2	—	—	—	—	—	—	—	—	—	—	—						
2382	Building Equipment Contractors	1 388	10 286	45 510	78	41	20	6	7	2	1	—	—	—	—	—	—	—	—	—						
23821	Electrical Contractors	1 013	7 474	31 589	39	17	12	4	3	2	—	—	—	—	—	—	—	—	—	—						
238210	Electrical Contractors	1 013	7 474	31 589	39	17	12	4	3	2	—	—	—	—	—	—	—	—	—	—						
23822	Plumbing, Heating, and Air-Conditioning Contractors	(E)	(D)	(D)	37	23	8	2	3	—	1	—	—	—	—	—	—	—	—	—						
2383	Building Finishing Contractors	432	2 351	11 089	96	77	8	7	2	2	—	—	—	—	—	—	—	—	—	—						
23831	Drywall and Insulation Contractors	200	1 177	5 888	21	16	1	2	—	2	—	—	—	—	—	—	—	—	—	—						
238310	Drywall and Insulation Contractors	200	1 177	5 888	21	16	1	2	—	2	—	—	—	—	—	—	—	—	—	—						
23832	Painting and Wall Covering Contractors	115	452	2 181	24	17	3	2	2	—	—	—	—	—	—	—	—	—	—	—						
238320	Painting and Wall Covering Contractors	115	452	2 181	24	17	3	2	2	—	—	—	—	—	—	—	—	—	—	—						
2389	Other Specialty Trade Contractors	941	5 861	26 978	76	43	12	14	4	2	—	—	—	—	—	—	—	—	—	—						
23891	Site Preparation Contractors	729	4 783	22 223	34	14	8	7	2	2	—	—	—	—	—	—	—	—	—	—						
238910	Site Preparation Contractors	729	4 783	22 223	34	14	8	7	2	2	—	—	—	—	—	—	—	—	—	—						
23899	All Other Specialty Trade Contractors	212	1 078	4 755	42	29	4	7	2	—	—	—	—	—	—	—	—	—	—	—						
238990	All Other Specialty Trade Contractors	212	1 078	4 755	42	29	4	7	2	—	—	—	—	—	—	—	—	—	—	—						
<b>31-33</b>	<b>Manufacturing</b>	<b>1 666</b>	<b>12 321</b>	<b>52 022</b>	<b>83</b>	<b>38</b>	<b>10</b>	<b>9</b>	<b>17</b>	<b>4</b>	<b>5</b>	—	—	—	—	—	—	—	—	—						
312	Beverage & tobacco product mfg	(C)	(D)	(D)	2	—	—	—	1	—	1	—	—	—	—	—	—	—	—	—						
3121	Beverage mfg	(C)	(D)	(D)	2	—	—	—	1	—	1	—	—	—	—	—	—	—	—	—						
31211	Soft drink & ice mfg	(C)	(D)	(D)	2	—	—	—	1	—	1	—	—	—	—	—	—	—	—	—						
321	Wood product mfg	206	1 164	4 892	6	1	1	2	1	—	1	—	—	—	—	—	—	—	—	—						
3219	Other wood product mfg	(C)	(D)	(D)	5	1	1	2	—	—	1	—	—	—	—	—	—	—	—	—						
32191	Millwork	(C)	(D)	(D)	3	1	—	1	—	—	1	—	—	—	—	—	—	—	—	—						
326	Plastics & rubber products mfg	339	2 817	10 250	8	—	2	—	3	2	1	—	—	—	—	—	—	—	—	—						
3261	Plastics product mfg	339	2 817	10 250	8	—	2	—	3	2	1	—	—	—	—	—	—	—	—	—						
32619	Other plastics product mfg	(E)	(D)	(D)	6	—	1	—	2	2	1	—	—	—	—	—	—	—	—	—						
327	Nonmetallic mineral product mfg	380	2 733	11 900	11	2	1	1	5	1	1	—	—	—	—	—	—	—	—	—						
3273	Cement & concrete product mfg	(E)	(D)	(D)	9	—	1	1	5	1	1	—	—	—	—	—	—	—	—	—						
32739	Other concrete product mfg	217	1 477	6 424	3	—	—	—	2	—	1	—	—	—	—	—	—	—	—	—						
327390	Other concrete product mfg	217	1 477	6 424	3	—	—	—	2	—	1	—	—	—	—	—	—	—	—	—						
336	Transportation equipment mfg	257	1 608	6 511	5	1	—	1	2	—	1	—	—	—	—	—	—	—	—	—						
3363	Motor vehicle parts mfg	(C)	(D)	(D)	3	—	—	1	1	—	1	—	—	—	—	—	—	—	—	—						
33632	MV electrical & electronic equipment mfg	(C)	(D)	(D)	2	—	—	—	1	—	1	—	—	—	—	—	—	—	—	—						
<b>42</b>	<b>Wholesale trade</b>	<b>1 720</b>	<b>14 879</b>	<b>59 129</b>	<b>138</b>	<b>101</b>	<b>19</b>	<b>9</b>	<b>6</b>	<b>1</b>	<b>1</b>	—	—	—	—	—	—	—	—	—						
423	Merchant Wholesalers, Durable Goods	375	2 648	9 910	77	52	15	6	4	—	—	—	—	—	—	—	—	—	—	—						
424	Merchant Wholesalers, Nondurable Goods	1 314	12 012	48 196	42	30	4	3	2	1	1	—	—	—	—	—	—	—	—	—						
4244	Grocery and Related Product Wholesalers	(E)	(D)	(D)	5	2	1	—	—	1	1	—	—	—	—	—	—	—	—	—						
42442	Packaged Frozen Food Merchant Wholesalers	(C)	(D)	(D)	1	—	—	—	—	—	1	—	—	—	—	—	—	—	—	—						
4249	Miscellaneous Nondurable Goods Merchant Wholesalers	996	9 031	35 875	22	16	3	1	1	—	—	—	—	—	—	—	—	—	—	—						
42494	Tobacco and Tobacco Product Merchant Wholesalers	(F)	(D)	(D)	1	—	—	—	—	—	—	—	—	—	—	—	—	—	—	—						
<b>44-45</b>	<b>Retail trade</b>	<b>9 147</b>	<b>45 731</b>	<b>190 052</b>	<b>694</b>	<b>383</b>	<b>142</b>	<b>86</b>	<b>45</b>	<b>23</b>	<b>12</b>	<b>1</b>	<b>2</b>	—	—	—	—	—	—	—						
441	Motor vehicle & parts dealers	1 204	10 145	43 033	88	43	17	11	11	5	1	—	—	—	—	—	—	—	—	—						
4411	Automobile dealers	735	7 064	29 919	41	25	6	1	3	5	1	—	—	—	—	—	—	—	—	—						
44111	New car dealers	668	6 643	28 259	16	6	1	—	3	5	1	—	—	—	—	—	—	—	—	—						
441110	New car dealers	668	6 643	28 259	16	6	1	—	3	5	1	—	—	—	—	—	—	—	—	—						
4412	Other motor vehicle dealers	178	1 427	5 923	17	10	2	1	4	—	—	—	—	—	—	—	—	—	—	—						
44122	Motorcycle & boat & other MV dealers	114	931	4 103	13	9	—	1	3	—	—	—	—	—	—	—	—	—	—	—						
441221	Motorcycle dealers	109	915	4 003	8	4	—	1	3	—	—	—	—	—	—	—	—	—	—	—						
4413	Automotive parts, accessories & tire stores	291	1 654	7 191	30	8	9	9	4	—	—	—	—	—	—	—	—	—	—	—						
44131	Automotive parts, accessories & tire stores	229	1 180	5 262	22	7	6	5	4	—	—	—	—	—	—	—	—	—	—	—						
441310	Automotive parts, accessories & tire stores	229	1 180	5 262	22	7	6	5	4	—	—	—	—	—	—	—	—	—	—	—						
442	Furniture & home furnishing stores	170	977	3 905	32	20	7	4	1	—	—	—	—	—	—	—	—	—	—	—						
443	Electronics & appliance stores	163	1 127	4 502	33	24	7	—	1	1																



**Table 6. Counties—Employees, Payroll, and Establishments by Industry: 2003—Con.**

[Excludes most government employees, railroad employees, and self-employed persons. Size class 1 to 4 includes establishments with payroll, but no employees, during mid-March pay period. (D) denotes figures withheld to avoid disclosing data for individual companies; the data are included in broader industry totals. Detailed industries with 100 or more employees are shown if industry was not a (D). For explanation of terms, abbreviations, and data reliability/comparability, see introductory text]

NAICS code	Industry	Number of employees for week including March 12	Payroll (\$1,000)		Total number of establishments	Number of establishments by employment-size class									
			First quarter	Annual		1 to 4	5 to 9	10 to 19	20 to 49	50 to 99	100 to 249	250 to 499	500 to 999	1,000 or more	
<b>OSCEOLA—Con.</b>															
<b>44-45 Retail trade—Con.</b>															
444	Bldg material & garden equip & supp dealers .....	493	2 789	11 410	29	18	3	6	—	—	2	—	—	—	
4441	Building material & supplies dealers .....	451	2 657	10 814	24	15	3	4	—	—	2	—	—	—	
44411	Home centers .....	(E)	(D)	(D)	2	—	—	—	—	—	2	—	—	—	
445	Food & beverage stores .....	2 040	8 797	35 306	99	63	10	3	4	12	7	—	—	—	
4451	Grocery stores .....	1 950	8 354	33 529	71	43	4	2	3	12	7	—	—	—	
44511	Grocery (except convenience) stores .....	1 914	8 248	33 146	53	25	4	2	3	12	7	—	—	—	
445110	Grocery (except convenience) stores .....	1 914	8 248	33 146	53	25	4	2	3	12	7	—	—	—	
446	Health & personal care stores .....	598	3 410	14 267	47	21	5	8	13	—	—	—	—	—	
4461	Health & personal care stores .....	598	3 410	14 267	47	21	5	8	13	—	—	—	—	—	
44611	Pharmacies & drug stores .....	506	3 010	12 410	23	3	1	6	13	—	—	—	—	—	
446110	Pharmacies & drug stores .....	506	3 010	12 410	23	3	1	6	13	—	—	—	—	—	
447	Gasoline stations .....	659	2 543	10 486	76	25	20	27	4	—	—	—	—	—	
4471	Gasoline stations .....	659	2 543	10 486	76	25	20	27	4	—	—	—	—	—	
44711	Gasoline stations with convenience stores ...	(F)	(D)	(D)	74	24	20	27	3	—	—	—	—	—	
448	Clothing & clothing accessories stores .....	684	2 595	10 413	89	46	27	10	4	2	—	—	—	—	
4481	Clothing stores .....	411	1 478	5 388	53	25	16	9	2	1	—	—	—	—	
44814	Family clothing stores .....	273	959	3 673	23	4	9	8	1	1	—	—	—	—	
448140	Family clothing stores .....	273	959	3 673	23	4	9	8	1	1	—	—	—	—	
4482	Shoe stores .....	208	791	3 578	15	6	5	1	2	1	—	—	—	—	
44821	Shoe stores .....	208	791	3 578	15	6	5	1	2	1	—	—	—	—	
448210	Shoe stores .....	208	791	3 578	15	6	5	1	2	1	—	—	—	—	
451	Sporting goods, hobby, book & music stores .....	217	710	2 787	37	26	7	1	2	1	—	—	—	—	
4511	Sporting goods, hobby, musical instrument stores .....	206	676	2 634	32	22	6	1	2	1	—	—	—	—	
45111	Sporting goods stores .....	139	514	1 953	21	16	3	—	1	1	—	—	—	—	
451110	Sporting goods stores .....	139	514	1 953	21	16	3	—	1	1	—	—	—	—	
452	General merchandise stores .....	2 287	10 174	42 421	28	11	7	1	2	2	2	1	2	—	
4521	Department stores .....	(E)	(D)	(D)	3	—	—	—	—	2	1	—	—	—	
45211	Department stores .....	(E)	(D)	(D)	3	—	—	—	—	2	1	—	—	—	
4529	Other general merchandise stores .....	(G)	(D)	(D)	25	11	7	1	2	—	1	1	2	—	
45291	Warehouse clubs & superstores .....	(G)	(D)	(D)	5	1	—	—	—	—	1	1	2	—	
45299	All other general merchandise stores .....	(C)	(D)	(D)	20	10	7	1	2	—	—	—	—	—	
453	Miscellaneous store retailers .....	522	1 858	8 699	112	71	27	11	3	—	—	—	—	—	
4532	Office supplies, stationery & gift stores .....	350	1 272	6 012	70	42	18	8	2	—	—	—	—	—	
45322	Gift, novelty & souvenir stores .....	301	1 033	5 006	66	40	18	7	1	—	—	—	—	—	
453220	Gift, novelty & souvenir stores .....	301	1 033	5 006	66	40	18	7	1	—	—	—	—	—	
4539	Other miscellaneous store retailers .....	102	383	1 818	26	18	6	1	1	—	—	—	—	—	
454	Nonstore retailers .....	110	606	2 823	24	15	5	4	—	—	—	—	—	—	
<b>48-49</b>	<b>Transportation &amp; warehousing .....</b>	<b>318</b>	<b>2 054</b>	<b>8 649</b>	<b>73</b>	<b>55</b>	<b>9</b>	<b>5</b>	<b>4</b>	<b>—</b>	<b>—</b>	<b>—</b>	<b>—</b>	<b>—</b>	
<b>51</b>	<b>Information .....</b>	<b>374</b>	<b>3 597</b>	<b>14 069</b>	<b>59</b>	<b>40</b>	<b>8</b>	<b>6</b>	<b>4</b>	<b>1</b>	<b>—</b>	<b>—</b>	<b>—</b>	<b>—</b>	
517	Telecommunications .....	197	2 279	8 551	23	14	2	4	2	1	—	—	—	—	
5171	Wired Telecommunications Carriers .....	(C)	(D)	(D)	8	3	1	2	1	1	—	—	—	—	
51711	Wired Telecommunications Carriers .....	(C)	(D)	(D)	8	3	1	2	1	1	—	—	—	—	
<b>52</b>	<b>Finance &amp; insurance .....</b>	<b>1 103</b>	<b>9 553</b>	<b>38 574</b>	<b>188</b>	<b>106</b>	<b>45</b>	<b>29</b>	<b>7</b>	<b>1</b>	<b>—</b>	<b>—</b>	<b>—</b>	<b>—</b>	
522	Credit intermediation & related activities .....	721	6 143	24 444	102	46	28	23	5	—	—	—	—	—	
5221	Depository credit intermediation .....	554	4 448	16 818	53	11	19	18	5	—	—	—	—	—	
52211	Commercial banking .....	500	4 029	15 260	46	9	16	17	4	—	—	—	—	—	
522110	Commercial banking .....	500	4 029	15 260	46	9	16	17	4	—	—	—	—	—	
524	Insurance carriers & related activities .....	297	2 899	11 906	62	41	14	5	1	1	—	—	—	—	
5241	Insurance carriers .....	(C)	(D)	(D)	14	5	4	4	1	—	—	—	—	—	
52412	Other direct insurance carriers .....	(C)	(D)	(D)	13	5	4	3	1	—	—	—	—	—	
5242	Agencies & other insurance related activities ...	(C)	(D)	(D)	48	36	10	1	—	1	—	—	—	—	
52421	Insurance agencies & brokerages .....	185	1 726	7 303	47	35	10	1	—	1	—	—	—	—	
524210	Insurance agencies & brokerages .....	185	1 726	7 303	47	35	10	1	—	1	—	—	—	—	
<b>53</b>	<b>Real estate &amp; rental &amp; leasing .....</b>	<b>3 705</b>	<b>26 254</b>	<b>114 047</b>	<b>378</b>	<b>281</b>	<b>46</b>	<b>28</b>	<b>12</b>	<b>4</b>	<b>6</b>	<b>—</b>	<b>1</b>	<b>—</b>	
531	Real estate .....	3 420	24 866	107 521	322	252	27	22	10	4	6	—	1	—	
5311	Lessors of real estate .....	269	1 646	6 897	72	56	8	5	3	—	—	—	—	—	
53111	Lessors of residential buildings & dwellings ...	157	927	3 905	35	25	4	4	2	—	—	—	—	—	
531110	Lessors of residential buildings & dwellings ...	157	927	3 905	35	25	4	4	2	—	—	—	—	—	
5312	Offices of real estate agents & brokers .....	1 534	13 295	58 520	125	105	5	6	2	1	6	—	—	—	
53121	Offices of real estate agents & brokers .....	1 534	13 295	58 520	125	105	5	6	2	1	6	—	—	—	
531210	Offices of real estate agents & brokers .....	1 534	13 295	58 520	125	105	5	6	2	1	6	—	—	—	
5313	Activities related to real estate .....	1 617	9 925	42 104	125	91	14	11	5	3	—	—	1	—	
53131	Real estate property managers .....	1 512	9 147	39 323	89	60	12	9	4	3	—	—	1	—	
531311	Residential property managers .....	1 455	8 802	37 737	75	53	7	7	4	3	—	—	1	—	
532	Rental & leasing services .....	285	1 388	6 526	56	29	19	6	2	—	—	—	—	—	
5322	Consumer goods rental .....	166	613	3 113	29	14	10	3	2	—	—	—	—	—	
53223	Video tape & disc rental .....	108	224	1 433	16	7	5	2	2	—	—	—	—	—	
532230	Video tape & disc rental .....	108	224	1 433	16	7	5	2	2	—	—	—	—	—	

See footnotes at end of table.

**Table 6. Counties—Employees, Payroll, and Establishments by Industry: 2003—Con.**

[Excludes most government employees, railroad employees, and self-employed persons. Size class 1 to 4 includes establishments with payroll, but no employees, during mid-March pay period. (D) denotes figures withheld to avoid disclosing data for individual companies; the data are included in broader industry totals. Detailed industries with 100 or more employees are shown if industry was not a (D). For explanation of terms, abbreviations, and data reliability/comparability, see introductory text]

NAICS code	Industry	Number of employees for week including March 12	Payroll (\$1,000)		Total number of establishments	Number of establishments by employment-size class								
			First quarter	Annual		1 to 4	5 to 9	10 to 19	20 to 49	50 to 99	100 to 249	250 to 499	500 to 999	1,000 or more
<b>OSCEOLA—Con.</b>														
<b>54</b>	<b>Professional, scientific &amp; technical services</b>	<b>1 200</b>	<b>7 637</b>	<b>35 680</b>	<b>296</b>	<b>226</b>	<b>40</b>	<b>21</b>	<b>7</b>	<b>2</b>	—	—	—	—
541	Professional, scientific & technical services	1 200	7 637	35 680	296	226	40	21	7	2	—	—	—	—
5411	Legal services	181	1 199	5 944	53	41	8	4	—	—	—	—	—	—
54111	Offices of lawyers	169	1 132	5 730	49	38	7	4	—	—	—	—	—	—
541110	Offices of lawyers	169	1 132	5 730	49	38	7	4	—	—	—	—	—	—
5412	Accounting, tax prep, bookkeep, payroll services	220	928	3 881	53	38	11	2	2	—	—	—	—	—
54121	Accounting, tax prep, bookkeep, payroll services	220	928	3 881	53	38	11	2	2	—	—	—	—	—
5413	Architectural, engineering & related services	224	2 089	9 574	30	16	8	4	1	1	—	—	—	—
54133	Engineering services	145	1 632	7 209	10	4	1	3	1	1	—	—	—	—
541330	Engineering services	145	1 632	7 209	10	4	1	3	1	1	—	—	—	—
5415	Computer systems design & related services	115	801	3 059	28	20	4	3	1	—	—	—	—	—
54151	Computer systems design & related services	115	801	3 059	28	20	4	3	1	—	—	—	—	—
5416	Management, sci & tech consulting services	198	1 115	7 044	72	66	4	—	1	1	—	—	—	—
54161	Management consulting services	194	1 063	6 560	65	59	4	—	1	1	—	—	—	—
541613	Marketing consulting services	135	487	3 009	26	23	1	—	1	1	—	—	—	—
5419	Oth professional, scientific, technical services	191	821	3 556	34	22	5	5	2	—	—	—	—	—
<b>55</b>	<b>Management of companies &amp; enterprises</b>	<b>(E)</b>	<b>(D)</b>	<b>(D)</b>	<b>8</b>	<b>3</b>	<b>3</b>	<b>1</b>	—	—	<b>(D)</b>	<b>1</b>	—	—
551	Management of companies & enterprises	(E)	(D)	(D)	8	3	3	1	—	—	—	1	—	—
5511	Management of companies & enterprises	(E)	(D)	(D)	8	3	3	1	—	—	—	1	—	—
55111	Management of companies & enterprises	(E)	(D)	(D)	8	3	3	1	—	—	—	1	—	—
<b>56</b>	<b>Admin, support, waste mgt, remediation services</b>	<b>2 945</b>	<b>16 449</b>	<b>67 779</b>	<b>301</b>	<b>203</b>	<b>46</b>	<b>25</b>	<b>18</b>	<b>5</b>	<b>2</b>	<b>2</b>	—	—
561	Administrative & support services	2 899	15 481	66 282	298	203	44	25	17	5	2	2	—	—
5611	Office administrative services	196	1 380	5 155	18	9	2	4	2	1	—	—	—	—
56111	Office administrative services	196	1 380	5 155	18	9	2	4	2	1	—	—	—	—
561110	Office administrative services	196	1 380	5 155	18	9	2	4	2	1	—	—	—	—
5613	Employment services	485	1 940	7 466	13	5	2	1	1	2	2	—	—	—
56132	Temporary help services	(E)	(D)	(D)	10	4	1	1	1	2	1	—	—	—
56133	Employee leasing services	(C)	(D)	(D)	2	—	1	—	—	—	1	—	—	—
5615	Travel arrangement & reservation services	1 005	7 038	31 477	42	29	6	3	2	—	—	2	—	—
56151	Travel agencies	594	2 634	9 727	22	16	4	—	1	—	—	—	—	—
561510	Travel agencies	594	2 634	9 727	22	16	4	—	1	—	—	—	—	—
56159	Oth travel arrangement & reservation services	387	4 317	21 469	13	8	—	3	1	—	—	1	—	—
5616	Investigation & security services	135	595	2 455	18	12	2	2	2	—	—	—	—	—
5617	Services to buildings & dwellings	903	3 753	16 751	183	132	29	12	9	1	—	—	—	—
56171	Exterminating & pest control services	104	703	2 985	17	10	1	6	—	—	—	—	—	—
561710	Exterminating & pest control services	104	703	2 985	17	10	1	6	—	—	—	—	—	—
56172	Janitorial services	320	931	4 365	58	40	11	2	5	—	—	—	—	—
561720	Janitorial services	320	931	4 365	58	40	11	2	5	—	—	—	—	—
56173	Landscaping services	389	1 730	7 783	76	54	15	3	3	1	—	—	—	—
561730	Landscaping services	389	1 730	7 783	76	54	15	3	3	1	—	—	—	—
<b>61</b>	<b>Educational services</b>	<b>343</b>	<b>1 689</b>	<b>7 085</b>	<b>42</b>	<b>26</b>	<b>8</b>	<b>2</b>	<b>4</b>	<b>2</b>	—	—	—	—
611	Educational services	343	1 689	7 085	42	26	8	2	4	2	—	—	—	—
6111	Elementary & secondary schools	105	478	2 032	5	1	2	—	1	1	—	—	—	—
61111	Elementary & secondary schools	105	478	2 032	5	1	2	—	1	1	—	—	—	—
611110	Elementary & secondary schools	105	478	2 032	5	1	2	—	1	1	—	—	—	—
<b>62</b>	<b>Health care and social assistance</b>	<b>6 453</b>	<b>49 111</b>	<b>216 892</b>	<b>349</b>	<b>160</b>	<b>77</b>	<b>57</b>	<b>31</b>	<b>12</b>	<b>8</b>	<b>3</b>	<b>1</b>	—
621	Ambulatory health care services	2 264	20 642	96 343	275	134	69	45	20	7	—	—	—	—
6211	Offices of physicians	1 233	13 392	64 357	141	68	34	25	9	5	—	—	—	—
62111	Offices of physicians	1 233	13 392	64 357	141	68	34	25	9	5	—	—	—	—
621111	Offices of physicians (exc mental health)	1 219	13 253	63 792	136	64	33	25	9	5	—	—	—	—
6212	Offices of dentists	341	2 626	12 486	50	18	20	10	2	—	—	—	—	—
62121	Offices of dentists	341	2 626	12 486	50	18	20	10	2	—	—	—	—	—
621210	Offices of dentists	341	2 626	12 486	50	18	20	10	2	—	—	—	—	—
6213	Offices of other health practitioners	203	1 302	5 285	48	33	10	4	1	—	—	—	—	—
62131	Offices of chiropractors	122	746	3 035	21	13	5	2	1	—	—	—	—	—
621310	Offices of chiropractors	122	746	3 035	21	13	5	2	1	—	—	—	—	—
6214	Outpatient care centers	176	1 415	6 488	13	4	2	4	2	1	—	—	—	—
62149	Other outpatient care centers	155	1 340	5 575	9	2	1	3	2	1	—	—	—	—
6216	Home health care services	199	1 116	4 868	10	4	1	—	4	1	—	—	—	—
62161	Home health care services	199	1 116	4 868	10	4	1	—	4	1	—	—	—	—
621610	Home health care services	199	1 116	4 868	10	4	1	—	4	1	—	—	—	—
622	Hospitals	1 732	16 559	67 652	3	—	—	—	—	—	—	2	1	—
6221	General medical & surgical hospitals	1 732	16 559	67 652	3	—	—	—	—	—	—	2	1	—
62211	General medical & surgical hospitals	1 732	16 559	67 652	3	—	—	—	—	—	—	2	1	—
622110	General medical & surgical hospitals	1 732	16 559	67 652	3	—	—	—	—	—	—	2	1	—
623	Nursing & residential care facilities	1 659	8 356	36 472	14	2	—	—	1	3	7	1	—	—
6231	Nursing care facilities	1 659	8 356	36 472	14	2	—	—	1	3	7	1	—	—
62311	Nursing care facilities	1 659	8 356	36 472	14	2	—	—	1	3	7	1	—	—
623110	Nursing care facilities	1 659	8 356	36 472	14	2	—	—	1	3	7	1	—	—
624	Social assistance	652	2 758	12 373	48	22	7	8	9	1	1	—	—	—
6241	Individual & family services	198	964	4 663	10	5	1	2	1	—	1	—	—	—
62412	Services for elderly & disabled persons	(C)	(D)	(D)	2	—	1	—	—	—	1	—	—	—
6244	Child day care services	327	1 041	4 435	28	9	6	6	7	—	—	—	—	—
62441	Child day care services	327	1 041	4 435	28	9	6	6	7	—	—	—	—	—
624410	Child day care services	327	1 041	4 435	28	9	6	6	7	—	—	—	—	—

See footnotes at end of table.

**Table 6. Counties—Employees, Payroll, and Establishments by Industry: 2003—Con.**

[Excludes most government employees, railroad employees, and self-employed persons. Size class 1 to 4 includes establishments with payroll, but no employees, during mid-March pay period. (D) denotes figures withheld to avoid disclosing data for individual companies; the data are included in broader industry totals. Detailed industries with 100 or more employees are shown if industry was not a (D). For explanation of terms, abbreviations, and data reliability/comparability, see introductory text]

NAICS code	Industry	Number of employees for week including March 12	Payroll (\$1,000)		Total number of establishments	Number of establishments by employment-size class								
			First quarter	Annual		1 to 4	5 to 9	10 to 19	20 to 49	50 to 99	100 to 249	250 to 499	500 to 999	1,000 or more
<b>OSCEOLA—Con.</b>														
<b>71</b>	<b>Arts, entertainment &amp; recreation</b>	<b>4 120</b>	<b>18 259</b>	<b>80 097</b>	<b>76</b>	<b>41</b>	<b>10</b>	<b>7</b>	<b>9</b>	<b>3</b>	<b>4</b>	<b>1</b>	<b>—</b>	<b>1</b>
711	Performing arts, spectator sports & related industries	(E)	(D)	(D)	23	15	2	2	1	2	1	—	—	—
7111	Performing arts companies	(E)	(D)	(D)	5	3	—	—	—	1	1	—	—	—
71111	Theater companies & dinner theaters	(E)	(D)	(D)	3	1	—	—	—	1	1	—	—	—
7113	Promoters of entertainment events	118	327	1 534	7	3	1	1	1	1	—	—	—	—
713	Amusement, gambling & recreation industries	3 691	16 810	74 032	51	25	8	5	7	1	3	1	—	1
7131	Amusement parks & arcades	(H)	(D)	(D)	6	1	1	—	2	—	1	—	—	1
71311	Amusement & theme parks	(H)	(D)	(D)	6	1	1	—	2	—	1	—	—	1
7139	Other amusement & recreation industries	(G)	(D)	(D)	45	24	7	5	5	1	2	1	—	—
71391	Golf courses & country clubs	430	1 953	8 342	12	6	1	—	3	—	2	—	—	—
713910	Golf courses & country clubs	430	1 953	8 342	12	6	1	—	3	—	2	—	—	—
71394	Fitness & recreational sports centers	(E)	(D)	(D)	10	5	2	1	1	—	—	1	—	—
71399	All other amusement & recreation industries	(C)	(D)	(D)	21	13	3	4	—	1	—	—	—	—
<b>72</b>	<b>Accommodation &amp; food services</b>	<b>10 611</b>	<b>36 508</b>	<b>147 826</b>	<b>433</b>	<b>141</b>	<b>67</b>	<b>50</b>	<b>110</b>	<b>49</b>	<b>15</b>	<b>1</b>	<b>—</b>	<b>—</b>
721	Accommodation	3 046	13 513	52 575	119	45	23	13	20	10	7	1	—	—
7211	Traveler accommodation	2 936	13 066	50 943	107	38	22	10	20	9	7	1	—	—
72111	Hotels (exc casino hotels) & motels	2 917	12 955	50 671	100	32	21	10	20	9	7	1	—	—
721110	Hotels (exc casino hotels) & motels	2 917	12 955	50 671	100	32	21	10	20	9	7	1	—	—
7212	RV parks & recreational camps	110	447	1 632	12	7	1	3	—	1	—	—	—	—
72121	RV parks & recreational camps	110	447	1 632	12	7	1	3	—	1	—	—	—	—
722	Food services & drinking places	7 565	22 995	95 251	314	96	44	37	90	39	8	—	—	—
7221	Full-service restaurants	4 811	15 499	63 572	162	47	22	16	40	30	7	—	—	—
72211	Full-service restaurants	4 811	15 499	63 572	162	47	22	16	40	30	7	—	—	—
722110	Full-service restaurants	4 811	15 499	63 572	162	47	22	16	40	30	7	—	—	—
7222	Limited-service eating places	2 638	7 252	30 752	131	35	17	21	48	9	1	—	—	—
72221	Limited-service eating places	2 638	7 252	30 752	131	35	17	21	48	9	1	—	—	—
722211	Limited-service restaurants	2 499	6 913	29 261	119	30	15	17	48	8	1	—	—	—
<b>81</b>	<b>Other services (except public administration)</b>	<b>1 930</b>	<b>8 370</b>	<b>35 454</b>	<b>356</b>	<b>242</b>	<b>66</b>	<b>34</b>	<b>10</b>	<b>3</b>	<b>1</b>	<b>—</b>	<b>—</b>	<b>—</b>
811	Repair & maintenance	627	2 898	12 409	133	101	23	6	1	1	1	—	—	—
8111	Automotive repair & maintenance	505	2 183	9 098	89	65	16	6	—	1	1	—	—	—
81111	Automotive mechanical & electrical R&M	171	876	3 851	57	46	8	3	—	—	—	—	—	—
811111	General automotive repair	132	689	2 828	46	37	7	2	—	—	—	—	—	—
811119	Other automotive R&M	240	679	2 916	10	5	2	1	—	1	1	—	—	—
812	Personal & laundry services	440	1 598	6 681	113	80	20	12	1	—	—	—	—	—
8121	Personal care services	239	814	3 478	65	47	12	6	—	—	—	—	—	—
81211	Hair, nail & skin care services	195	703	2 925	55	40	11	4	—	—	—	—	—	—
813	Religious, grantmaking, civic, prof & like organizations	863	3 874	16 364	110	61	23	16	8	2	—	—	—	—
8131	Religious organizations	583	2 464	9 881	63	32	15	9	5	2	—	—	—	—
81311	Religious organizations	583	2 464	9 881	63	32	15	9	5	2	—	—	—	—
813110	Religious organizations	583	2 464	9 881	63	32	15	9	5	2	—	—	—	—
8139	Business, labor, political, like organizations	155	850	3 940	23	15	2	4	2	—	—	—	—	—
81399	Oth similar organizations (exc business, prof, labor, pol)	101	395	1 458	11	7	—	2	2	—	—	—	—	—
813990	Oth similar organizations (exc business, prof, labor, pol)	101	395	1 458	11	7	—	2	2	—	—	—	—	—
<b>99</b>	<b>Unclassified establishments</b>	<b>(A)</b>	<b>(D)</b>	<b>(D)</b>	<b>22</b>	<b>22</b>	<b>—</b>	<b>—</b>	<b>—</b>	<b>—</b>	<b>—</b>	<b>—</b>	<b>—</b>	<b>—</b>
<b>PALM BEACH</b>														
	<b>Total</b>	<b>460 762</b>	<b>4 010 177</b>	<b>16 096 703</b>	<b>39 585</b>	<b>24 987</b>	<b>6 400</b>	<b>3 996</b>	<b>2 578</b>	<b>934</b>	<b>533</b>	<b>90</b>	<b>42</b>	<b>25</b>
<b>11</b>	<b>Forestry, fishing, hunting, and agriculture support</b>	<b>1 647</b>	<b>5 809</b>	<b>19 668</b>	<b>88</b>	<b>65</b>	<b>11</b>	<b>3</b>	<b>3</b>	<b>4</b>	<b>—</b>	<b>1</b>	<b>1</b>	<b>—</b>
115	Agriculture & forestry support activities	1 597	5 498	18 733	78	57	11	2	2	4	—	1	1	—
1151	Crop production support activities	1 463	4 844	15 911	29	16	5	1	1	4	—	1	1	—
11511	Crop production support activities	1 463	4 844	15 911	29	16	5	1	1	4	—	1	1	—
115112	Soil preparation, planting, & cultivating	158	1 036	4 800	8	3	2	1	—	2	—	—	—	—
115115	Farm labor contractors & crew leaders	143	615	1 228	7	4	—	—	1	2	—	—	—	—
1152	Animal production support activities	(C)	(D)	(D)	47	39	6	1	1	—	—	—	—	—
11521	Animal production support activities	(C)	(D)	(D)	47	39	6	1	1	—	—	—	—	—
<b>21</b>	<b>Mining</b>	<b>(E)</b>	<b>(D)</b>	<b>(D)</b>	<b>16</b>	<b>11</b>	<b>1</b>	<b>2</b>	<b>—</b>	<b>—</b>	<b>1</b>	<b>1</b>	<b>—</b>	<b>—</b>
212	Mining (except oil & gas)	(E)	(D)	(D)	8	5	—	1	—	—	1	1	—	—
2121	Coal mining	(E)	(D)	(D)	1	—	—	—	—	—	—	1	—	—
21211	Coal mining	(E)	(D)	(D)	1	—	—	—	—	—	—	1	—	—
2123	Nonmetallic mineral mining & quarrying	139	1 283	6 884	7	5	—	1	—	—	1	—	—	—
21231	Stone mining & quarrying	(C)	(D)	(D)	3	2	—	—	—	—	1	—	—	—
<b>22</b>	<b>Utilities</b>	<b>3 922</b>	<b>84 223</b>	<b>295 050</b>	<b>33</b>	<b>16</b>	<b>5</b>	<b>2</b>	<b>2</b>	<b>1</b>	<b>3</b>	<b>1</b>	<b>1</b>	<b>2</b>
221	Utilities	3 922	84 223	295 050	33	16	5	2	2	1	3	1	1	2
2211	Elec pwr generation, transmsn & distribution	(H)	(D)	(D)	18	6	2	1	2	1	2	1	1	2
22111	Electric power generation	(E)	(D)	(D)	10	4	2	—	2	1	1	—	—	—
22112	Electric pwr transmsn, control & distribution	(H)	(D)	(D)	8	2	—	1	—	—	1	1	1	2
2212	Natural gas distribution	(C)	(D)	(D)	2	—	1	—	—	—	1	—	—	—
22121	Natural gas distribution	(C)	(D)	(D)	2	—	1	—	—	—	1	—	—	—

See footnotes at end of table.

**Table 6. Counties—Employees, Payroll, and Establishments by Industry: 2003—Con.**

[Excludes most government employees, railroad employees, and self-employed persons. Size class 1 to 4 includes establishments with payroll, but no employees, during mid-March pay period. (D) denotes figures withheld to avoid disclosing data for individual companies; the data are included in broader industry totals. Detailed industries with 100 or more employees are shown if industry was not a (D). For explanation of terms, abbreviations, and data reliability/comparability, see introductory text]

NAICS code	Industry	Number of employees for week including March 12	Payroll (\$1,000)		Total number of establishments	Number of establishments by employment-size class								
			First quarter	Annual		1 to 4	5 to 9	10 to 19	20 to 49	50 to 99	100 to 249	250 to 499	500 to 999	1,000 or more
<b>PALM BEACH—Con.</b>														
<b>23</b>	<b>Construction</b>	<b>34 796</b>	<b>295 773</b>	<b>1 267 634</b>	<b>3 754</b>	<b>2 508</b>	<b>574</b>	<b>336</b>	<b>226</b>	<b>72</b>	<b>28</b>	<b>4</b>	<b>4</b>	<b>2</b>
236	Construction of Buildings	8 098	86 763	362 059	1 012	721	144	75	52	11	8	—	—	1
2361	Residential Building Construction	5 931	62 216	254 868	827	628	107	49	31	6	5	—	—	1
23611	Residential Building Construction	5 931	62 216	254 868	827	628	107	49	31	6	5	—	—	1
236115	New Single-Family Housing Construction (except Operative Builders)	2 079	19 073	85 320	500	381	71	28	18	2	—	—	—	—
236116	New Multifamily Housing Construction (except Operative Builders)	183	2 109	8 951	17	8	2	5	2	—	—	—	—	—
236117	New Housing Operative Builders	2 561	32 091	121 336	58	35	7	3	6	3	3	—	—	1
236118	Residential Remodelers	1 108	8 943	39 261	252	204	27	13	5	1	2	—	—	—
2362	Nonresidential Building Construction	2 167	24 547	107 191	185	93	37	26	21	5	3	—	—	—
23622	Commercial and Institutional Building Construction	2 163	24 503	106 776	181	89	37	26	21	5	3	—	—	—
236220	Commercial and Institutional Building Construction	2 163	24 503	106 776	181	89	37	26	21	5	3	—	—	—
237	Heavy and Civil Engineering Construction	5 872	55 215	242 383	243	133	40	27	26	10	3	1	2	1
2371	Utility System Construction	3 591	35 204	148 520	86	34	16	13	13	6	2	—	1	1
23711	Water and Sewer Line and Related Structures Construction	(G)	(D)	(D)	62	23	14	9	8	6	2	—	—	—
23713	Power and Communication Line and Related Structures Construction	2 332	23 653	99 285	21	9	2	4	4	—	—	—	1	1
237130	Power and Communication Line and Related Structures Construction	2 332	23 653	99 285	21	9	2	4	4	—	—	—	1	1
2372	Land Subdivision	358	3 851	20 010	83	64	12	3	4	—	—	—	—	—
23721	Land Subdivision	358	3 851	20 010	83	64	12	3	4	—	—	—	—	—
237210	Land Subdivision	358	3 851	20 010	83	64	12	3	4	—	—	—	—	—
2373	Highway, Street, and Bridge Construction	1 787	15 201	68 592	44	17	6	6	8	4	1	1	1	—
23731	Highway, Street, and Bridge Construction	1 787	15 201	68 592	44	17	6	6	8	4	1	1	1	—
237310	Highway, Street, and Bridge Construction	1 787	15 201	68 592	44	17	6	6	8	4	1	1	1	—
2379	Other Heavy and Civil Engineering Construction	136	959	5 261	30	18	6	5	1	—	—	—	—	—
23799	Other Heavy and Civil Engineering Construction	136	959	5 261	30	18	6	5	1	—	—	—	—	—
237990	Other Heavy and Civil Engineering Construction	136	959	5 261	30	18	6	5	1	—	—	—	—	—
238	Specialty Trade Contractors	20 826	153 795	663 192	2 499	1 654	390	234	148	51	17	3	2	—
2381	Foundation, Structure, and Building Exterior Contractors	4 917	33 303	140 810	487	285	84	62	40	11	4	—	1	—
23811	Poured Concrete Foundation and Structure Contractors	1 743	12 124	53 823	112	56	27	16	9	3	—	—	1	—
238110	Poured Concrete Foundation and Structure Contractors	1 743	12 124	53 823	112	56	27	16	9	3	—	—	1	—
23812	Structural Steel and Precast Concrete Contractors	258	1 811	7 215	12	5	2	1	2	1	1	—	—	—
238120	Structural Steel and Precast Concrete Contractors	258	1 811	7 215	12	5	2	1	2	1	1	—	—	—
23813	Framing Contractors	192	1 286	6 872	65	49	12	4	—	—	—	—	—	—
238130	Framing Contractors	192	1 286	6 872	65	49	12	4	—	—	—	—	—	—
23814	Masonry Contractors	757	4 433	18 747	111	66	17	16	11	1	—	—	—	—
238140	Masonry Contractors	757	4 433	18 747	111	66	17	16	11	1	—	—	—	—
23815	Glass and Glazing Contractors	451	3 664	14 960	45	26	6	4	7	2	—	—	—	—
238150	Glass and Glazing Contractors	451	3 664	14 960	45	26	6	4	7	2	—	—	—	—
23816	Roofing Contractors	1 278	8 400	33 827	95	45	17	18	10	2	3	—	—	—
238160	Roofing Contractors	1 278	8 400	33 827	95	45	17	18	10	2	3	—	—	—
23817	Siding Contractors	132	877	3 690	22	17	1	2	1	1	—	—	—	—
238170	Siding Contractors	132	877	3 690	22	17	1	2	1	1	—	—	—	—
23819	Other Foundation, Structure, and Building Exterior Contractors	106	708	1 676	25	21	2	1	—	1	—	—	—	—
238190	Other Foundation, Structure, and Building Exterior Contractors	106	708	1 676	25	21	2	1	—	1	—	—	—	—
2382	Building Equipment Contractors	9 565	76 009	325 461	880	529	156	96	59	29	8	2	1	—
23821	Electrical Contractors	4 815	36 975	156 817	368	213	70	39	28	10	5	2	1	—
238210	Electrical Contractors	4 815	36 975	156 817	368	213	70	39	28	10	5	2	1	—
23822	Plumbing, Heating, and Air-Conditioning Contractors	4 556	36 583	158 161	494	305	84	54	30	18	3	—	—	—
238220	Plumbing, Heating, and Air-Conditioning Contractors	4 556	36 583	158 161	494	305	84	54	30	18	3	—	—	—
23829	Other Building Equipment Contractors	194	2 451	10 483	18	11	2	3	1	1	—	—	—	—
238290	Other Building Equipment Contractors	194	2 451	10 483	18	11	2	3	1	1	—	—	—	—
2383	Building Finishing Contractors	3 893	26 681	117 724	781	589	98	50	36	4	4	—	—	—
23831	Drywall and Insulation Contractors	834	5 935	25 859	111	70	18	12	9	1	1	—	—	—
238310	Drywall and Insulation Contractors	834	5 935	25 859	111	70	18	12	9	1	1	—	—	—
23832	Painting and Wall Covering Contractors	1 235	7 399	34 584	251	190	32	14	13	1	1	—	—	—
238320	Painting and Wall Covering Contractors	1 235	7 399	34 584	251	190	32	14	13	1	1	—	—	—
23833	Flooring Contractors	236	1 671	7 194	69	57	6	2	4	—	—	—	—	—
238330	Flooring Contractors	236	1 671	7 194	69	57	6	2	4	—	—	—	—	—
23834	Tile and Terrazzo Contractors	486	3 467	14 143	111	87	15	4	4	—	1	—	—	—
238340	Tile and Terrazzo Contractors	486	3 467	14 143	111	87	15	4	4	—	1	—	—	—
23835	Finish Carpentry Contractors	965	7 220	30 876	211	167	23	13	5	2	1	—	—	—
238350	Finish Carpentry Contractors	965	7 220	30 876	211	167	23	13	5	2	1	—	—	—
23839	Other Building Finishing Contractors	137	989	5 068	28	18	4	5	1	—	—	—	—	—
238390	Other Building Finishing Contractors	137	989	5 068	28	18	4	5	1	—	—	—	—	—
2389	Other Specialty Trade Contractors	2 451	17 802	79 197	351	251	52	26	13	7	1	1	—	—
23891	Site Preparation Contractors	1 380	10 156	45 473	141	95	23	14	4	3	1	—	—	—
238910	Site Preparation Contractors	1 380	10 156	45 473	141	95	23	14	4	3	1	—	—	—
23899	All Other Specialty Trade Contractors	1 071	7 646	33 724	210	156	29	12	9	4	—	—	—	—
238990	All Other Specialty Trade Contractors	1 071	7 646	33 724	210	156	29	12	9	4	—	—	—	—

See footnotes at end of table.

**Table 6. Counties—Employees, Payroll, and Establishments by Industry: 2003—Con.**

[Excludes most government employees, railroad employees, and self-employed persons. Size class 1 to 4 includes establishments with payroll, but no employees, during mid-March pay period. (D) denotes figures withheld to avoid disclosing data for individual companies; the data are included in broader industry totals. Detailed industries with 100 or more employees are shown if industry was not a (D). For explanation of terms, abbreviations, and data reliability/comparability, see introductory text]

NAICS code	Industry	Number of employees for week including March 12	Payroll (\$1,000)		Total number of establishments	Number of establishments by employment-size class								
			First quarter	Annual		1 to 4	5 to 9	10 to 19	20 to 49	50 to 99	100 to 249	250 to 499	500 to 999	1,000 or more
<b>PALM BEACH—Con.</b>														
<b>31-33</b>	<b>Manufacturing .....</b>	<b>16 436</b>	<b>175 632</b>	<b>654 408</b>	<b>1 058</b>	<b>567</b>	<b>185</b>	<b>131</b>	<b>112</b>	<b>36</b>	<b>19</b>	<b>6</b>	<b>2</b>	<b>-</b>
311	Food mfg .....	3 504	38 193	115 847	82	38	14	9	9	5	2	4	1	-
3113	Sugar & confectionery product mfg .....	(G)	(D)	(D)	11	2	2	1	1	-	-	4	1	-
31131	Sugar mfg .....	(G)	(D)	(D)	5	-	-	-	-	-	-	4	1	-
3118	Bakeries & tortilla mfg .....	779	5 271	19 700	50	29	6	6	6	1	2	-	-	-
31181	Bread & bakery product mfg .....	(F)	(D)	(D)	48	27	6	6	6	1	2	-	-	-
311812	Commercial bakeries .....	510	3 845	13 553	17	8	-	2	5	1	1	-	-	-
312	Beverage & tobacco product mfg .....	(E)	(D)	(D)	7	3	1	1	1	-	-	1	-	-
3121	Beverage mfg .....	(E)	(D)	(D)	5	1	1	1	1	-	-	1	-	-
31211	Soft drink & ice mfg .....	(E)	(D)	(D)	5	1	1	1	1	-	-	1	-	-
313	Textile mills .....	148	1 352	5 674	7	3	1	-	2	1	-	-	-	-
3132	Fabric mills .....	(C)	(D)	(D)	4	1	1	-	1	1	-	-	-	-
31324	Knit fabric mills .....	(C)	(D)	(D)	2	-	-	-	1	1	-	-	-	-
314	Textile product mills .....	341	2 312	9 867	35	21	8	3	2	-	1	-	-	-
3141	Textile furnishings mills .....	113	849	3 609	20	11	6	3	-	-	-	-	-	-
31412	Curtain & linen mills .....	113	849	3 609	20	11	6	3	-	-	-	-	-	-
3149	Other textile product mills .....	228	1 463	6 258	15	10	2	-	2	-	1	-	-	-
31499	All other textile product mills .....	(C)	(D)	(D)	4	2	1	-	-	-	1	-	-	-
315	Apparel manufacturing .....	169	616	2 483	30	23	2	4	-	1	-	-	-	-
3152	Cut & sew apparel mfg .....	153	527	2 075	24	18	2	3	-	1	-	-	-	-
321	Wood product mfg .....	714	5 314	23 123	33	15	3	3	8	2	2	-	-	-
3212	Veneer, plywood & engineered wood product mfg .....	527	4 073	17 807	9	-	-	-	5	2	2	-	-	-
32121	Veneer, plywood & engineered wood product mfg .....	527	4 073	17 807	9	-	-	-	5	2	2	-	-	-
3219	Other wood product mfg .....	(C)	(D)	(D)	23	15	2	3	3	-	-	-	-	-
32191	Millwork .....	159	1 081	4 379	18	11	2	2	3	-	-	-	-	-
323	Printing & related support activities .....	946	7 330	29 728	136	85	34	6	8	2	1	-	-	-
3231	Printing & related support activities .....	946	7 330	29 728	136	85	34	6	8	2	1	-	-	-
32311	Printing .....	917	7 114	28 900	127	78	32	6	8	2	1	-	-	-
323110	Commercial lithographic printing .....	304	2 688	10 209	39	22	10	3	3	1	-	-	-	-
323114	Quick printing .....	269	1 738	6 655	47	30	10	3	4	-	-	-	-	-
323119	Other commercial printing .....	178	1 440	6 690	15	12	2	-	-	-	1	-	-	-
325	Chemical mfg .....	655	10 569	39 218	31	13	6	8	1	1	1	1	-	-
3254	Pharmaceutical & medicine mfg .....	466	8 894	32 332	8	1	1	4	-	-	1	1	-	-
32541	Pharmaceutical & medicine mfg .....	466	8 894	32 332	8	1	1	4	-	-	1	1	-	-
326	Plastics & rubber products mfg .....	623	4 317	17 578	39	13	10	6	7	2	1	-	-	-
3261	Plastics product mfg .....	444	3 371	13 615	33	12	9	4	6	2	-	-	-	-
32619	Other plastics product mfg .....	378	2 738	11 364	25	9	7	2	5	2	-	-	-	-
326199	All other plastics product mfg .....	378	2 738	11 364	25	9	7	2	5	2	-	-	-	-
3262	Rubber product mfg .....	179	946	3 963	6	1	1	2	1	-	1	-	-	-
32629	Other rubber product mfg .....	(C)	(D)	(D)	3	-	-	1	1	-	1	-	-	-
327	Nonmetallic mineral product mfg .....	1 391	11 889	49 760	69	17	7	13	25	7	-	-	-	-
3272	Glass & glass product mfg .....	(C)	(D)	(D)	13	6	-	4	3	-	-	-	-	-
32721	Glass & glass product mfg .....	(C)	(D)	(D)	13	6	-	4	3	-	-	-	-	-
327215	Glass product mfg made of purchased glass .....	129	953	4 106	10	3	-	4	3	-	-	-	-	-
3273	Cement & concrete product mfg .....	1 014	8 255	35 860	39	5	4	6	18	6	-	-	-	-
32732	Ready-mix concrete mfg .....	441	4 159	18 487	18	2	1	4	10	1	-	-	-	-
327320	Ready-mix concrete mfg .....	441	4 159	18 487	18	2	1	4	10	1	-	-	-	-
32733	Concrete pipe, brick & block mfg .....	148	1 155	5 564	5	-	-	2	2	1	-	-	-	-
327331	Concrete block & brick mfg .....	148	1 155	5 564	5	-	-	2	2	1	-	-	-	-
32739	Other concrete product mfg .....	425	2 941	11 809	16	3	3	-	6	4	-	-	-	-
327390	Other concrete product mfg .....	425	2 941	11 809	16	3	3	-	6	4	-	-	-	-
3279	Other nonmetallic mineral product mfg .....	(C)	(D)	(D)	15	5	3	3	3	1	-	-	-	-
32799	All other nonmetallic mineral product mfg .....	170	1 418	5 540	14	5	3	3	2	1	-	-	-	-
332	Fabricated metal product mfg .....	1 273	11 627	47 551	133	72	19	26	10	5	1	-	-	-
3322	Cutlery & handtool mfg .....	(C)	(D)	(D)	5	4	-	-	-	-	1	-	-	-
33221	Cutlery & handtool mfg .....	(C)	(D)	(D)	5	4	-	-	-	-	1	-	-	-
3323	Architectural & structural metals mfg .....	449	3 736	14 694	52	31	3	13	3	2	-	-	-	-
33232	Ornamental & architectural metal prod mfg .....	352	2 806	10 790	40	24	1	12	1	2	-	-	-	-
332321	Metal window & door mfg .....	103	641	2 662	12	7	1	3	-	1	-	-	-	-
332322	Sheet metal work mfg .....	113	858	3 762	18	12	-	5	1	-	-	-	-	-
332323	Ornamental & architectural metal work mfg .....	136	1 307	4 366	10	5	-	4	-	1	-	-	-	-
3327	Mach shops, turn prod, screw, nut, bolt mfg .....	276	2 303	9 469	41	23	8	7	3	-	-	-	-	-
33271	Machine shops .....	230	1 872	7 903	37	22	7	5	3	-	-	-	-	-
332710	Machine shops .....	230	1 872	7 903	37	22	7	5	3	-	-	-	-	-
3328	Coating, engrave, heat treating & oth activity .....	104	1 076	4 506	14	6	4	3	1	-	-	-	-	-
33281	Coating, engrave, heat treating & oth activity .....	104	1 076	4 506	14	6	4	3	1	-	-	-	-	-
3329	Other fabricated metal product mfg .....	244	2 169	8 997	14	5	2	2	3	2	-	-	-	-
33299	All other fabricated metal product mfg .....	(C)	(D)	(D)	13	5	2	2	3	1	-	-	-	-
333	Machinery mfg .....	677	7 528	31 241	44	20	8	6	5	5	-	-	-	-
3335	Metalworking machinery mfg .....	115	1 535	6 157	8	4	1	1	1	1	-	-	-	-
33351	Metalworking machinery mfg .....	115	1 535	6 157	8	4	1	1	1	1	-	-	-	-
3336	Engine, turbine & power transmsn equip mfg .....	159	1 742	7 830	4	1	-	-	2	1	-	-	-	-
33361	Engine, turbine & power transmsn equip mfg .....	159	1 742	7 830	4	1	-	-	2	1	-	-	-	-
3339	Other general purpose machinery mfg .....	284	3 137	12 336	16	7	3	2	1	3	-	-	-	-
33399	All other general purpose machinery mfg .....	228	2 666	10 212	11	6	1	1	-	3	-	-	-	-
333999	All other general purpose machinery mfg .....	228	2 666	10 212	11	6	1	1	-	3	-	-	-	-

See footnotes at end of table.

**Table 6. Counties—Employees, Payroll, and Establishments by Industry: 2003—Con.**

[Excludes most government employees, railroad employees, and self-employed persons. Size class 1 to 4 includes establishments with payroll, but no employees, during mid-March pay period. (D) denotes figures withheld to avoid disclosing data for individual companies; the data are included in broader industry totals. Detailed industries with 100 or more employees are shown if industry was not a (D). For explanation of terms, abbreviations, and data reliability/comparability, see introductory text]

NAICS code	Industry	Number of employees for week including March 12	Payroll (\$1,000)		Total number of establishments	Number of establishments by employment-size class								
			First quarter	Annual		1 to 4	5 to 9	10 to 19	20 to 49	50 to 99	100 to 249	250 to 499	500 to 999	1,000 or more
<b>PALM BEACH—Con.</b>														
<b>31-33 Manufacturing—Con.</b>														
334	Computer & electronic product mfg . . . . .	1 143	12 094	52 856	43	14	8	6	8	3	4	—	—	—
3341	Computer & peripheral equipment mfg . . . . .	256	3 186	14 661	5	—	—	1	2	1	1	—	—	—
33411	Computer & peripheral equipment mfg . . . . .	256	3 186	14 661	5	—	—	1	2	1	1	—	—	—
3342	Communications equipment mfg . . . . .	(C)	(D)	(D)	4	2	1	—	—	—	1	—	—	—
33422	Radio, TV broadcast & wireless comm equip mfg . . . . .	(C)	(D)	(D)	2	1	—	—	—	—	1	—	—	—
3344	Semiconductor & oth electronic component mfg . . . . .	431	3 828	15 737	14	7	2	1	1	1	2	—	—	—
33441	Semiconductor & oth electronic component mfg . . . . .	431	3 828	15 737	14	7	2	1	1	1	2	—	—	—
3345	Nav, measuring, medical, control instruments mfg . . . . .	300	3 373	15 257	16	4	3	4	4	1	—	—	—	—
33451	Nav, measuring, medical, control instruments mfg . . . . .	300	3 373	15 257	16	4	3	4	4	1	—	—	—	—
334516	Analytical laboratory instrument mfg . . . . .	108	1 089	4 710	3	—	1	—	1	1	—	—	—	—
335	Electrical equip, appliance & component mfg . . . . .	324	11 136	25 617	16	6	4	3	2	—	1	—	—	—
3352	Household appliance mfg . . . . .	(C)	(D)	(D)	1	—	—	—	—	—	1	—	—	—
33522	Major appliance mfg . . . . .	(C)	(D)	(D)	1	—	—	—	—	—	1	—	—	—
336	Transportation equipment mfg . . . . .	1 636	28 459	108 628	39	24	5	2	5	—	2	—	1	—
3364	Aerospace product & parts mfg . . . . .	(G)	(D)	(D)	5	—	1	1	1	—	1	—	1	—
33641	Aerospace product & parts mfg . . . . .	(G)	(D)	(D)	5	—	1	1	1	—	1	—	1	—
3366	Ship & boat building . . . . .	(E)	(D)	(D)	21	15	3	—	2	—	1	—	—	—
33661	Ship & boat building . . . . .	(E)	(D)	(D)	21	15	3	—	2	—	1	—	—	—
337	Furniture & related product mfg . . . . .	1 095	7 761	31 202	150	96	23	21	8	1	1	—	—	—
3371	HH & institutional furniture & kitchen cabinet mfg . . . . .	677	4 179	16 917	121	80	18	16	6	1	—	—	—	—
33711	Wood kitchen cabinet & countertop mfg . . . . .	322	2 088	8 794	65	44	8	11	2	—	—	—	—	—
337110	Wood kitchen cabinet & countertop mfg . . . . .	322	2 088	8 794	65	44	8	11	2	—	—	—	—	—
33712	Household & institutional furniture mfg . . . . .	355	2 091	8 123	56	36	10	5	4	1	—	—	—	—
337121	Upholstered household furniture mfg . . . . .	117	639	2 425	13	6	3	2	2	—	—	—	—	—
337122	Nonupholstered wood household furniture mfg . . . . .	202	1 288	4 950	31	21	5	2	2	1	—	—	—	—
3372	Office furniture (including fixtures) mfg . . . . .	(C)	(D)	(D)	23	13	4	4	2	—	—	—	—	—
33721	Office furniture (including fixtures) mfg . . . . .	(C)	(D)	(D)	23	13	4	4	2	—	—	—	—	—
3379	Other furniture related product mfg . . . . .	(E)	(D)	(D)	6	3	1	1	—	—	1	—	—	—
33791	Mattress mfg . . . . .	(C)	(D)	(D)	2	—	1	—	—	—	1	—	—	—
339	Miscellaneous mfg . . . . .	1 253	11 138	47 778	143	89	31	11	9	1	2	—	—	—
3391	Medical equipment & supplies mfg . . . . .	528	4 183	17 013	63	36	18	5	3	—	1	—	—	—
33911	Medical equipment & supplies mfg . . . . .	528	4 183	17 013	63	36	18	5	3	—	1	—	—	—
339116	Dental laboratories . . . . .	243	1 394	5 625	44	27	11	4	2	—	—	—	—	—
3399	Other miscellaneous mfg . . . . .	725	6 955	30 765	80	53	13	6	6	1	1	—	—	—
33992	Sporting & athletic goods mfg . . . . .	108	1 139	4 629	16	12	1	1	2	—	—	—	—	—
339920	Sporting & athletic goods mfg . . . . .	108	1 139	4 629	16	12	1	1	2	—	—	—	—	—
33995	Sign mfg . . . . .	231	1 739	7 013	26	16	4	3	3	—	—	—	—	—
339950	Sign mfg . . . . .	231	1 739	7 013	26	16	4	3	3	—	—	—	—	—
33999	All other misc mfg . . . . .	325	3 608	16 745	13	4	4	2	1	1	1	—	—	—
339999	All other miscellaneous mfg . . . . .	325	3 608	16 745	13	4	4	2	1	1	1	—	—	—
<b>42</b>	<b>Wholesale trade . . . . .</b>	<b>19 892</b>	<b>217 928</b>	<b>933 690</b>	<b>2 399</b>	<b>1 680</b>	<b>337</b>	<b>211</b>	<b>112</b>	<b>33</b>	<b>19</b>	<b>4</b>	<b>2</b>	<b>1</b>
423	Merchant Wholesalers, Durable Goods . . . . .	9 657	110 178	439 348	1 374	923	205	142	77	20	6	—	1	—
4231	Motor Vehicle and Motor Vehicle Parts and Supplies Merchant Wholesalers . . . . .	998	10 708	42 091	144	92	19	20	12	—	1	—	—	—
42311	Automobile and Other Motor Vehicle Merchant Wholesalers . . . . .	193	1 902	9 085	35	27	1	3	4	—	—	—	—	—
423110	Automobile and Other Motor Vehicle Merchant Wholesalers . . . . .	193	1 902	9 085	35	27	1	3	4	—	—	—	—	—
42312	Motor Vehicle Supplies and New Parts Merchant Wholesalers . . . . .	630	7 407	27 572	85	51	15	11	7	—	1	—	—	—
423120	Motor Vehicle Supplies and New Parts Merchant Wholesalers . . . . .	630	7 407	27 572	85	51	15	11	7	—	1	—	—	—
42313	Tire and Tube Merchant Wholesalers . . . . .	137	1 190	4 590	16	9	1	5	1	—	—	—	—	—
423130	Tire and Tube Merchant Wholesalers . . . . .	137	1 190	4 590	16	9	1	5	1	—	—	—	—	—
4232	Furniture and Home Furnishing Merchant Wholesalers . . . . .	520	4 017	17 409	122	93	16	7	6	—	—	—	—	—
42321	Furniture Merchant Wholesalers . . . . .	239	1 986	9 142	50	36	9	2	3	—	—	—	—	—
423210	Furniture Merchant Wholesalers . . . . .	239	1 986	9 142	50	36	9	2	3	—	—	—	—	—
42322	Home Furnishing Merchant Wholesalers . . . . .	281	2 031	8 267	72	57	7	5	3	—	—	—	—	—
423220	Home Furnishing Merchant Wholesalers . . . . .	281	2 031	8 267	72	57	7	5	3	—	—	—	—	—
4233	Lumber and Other Construction Materials Merchant Wholesalers . . . . .	883	8 661	35 937	98	45	23	19	9	1	1	—	—	—
42331	Lumber, Plywood, Millwork, and Wood Panel Merchant Wholesalers . . . . .	472	5 285	20 845	44	19	8	10	6	—	1	—	—	—
423310	Lumber, Plywood, Millwork, and Wood Panel Merchant Wholesalers . . . . .	472	5 285	20 845	44	19	8	10	6	—	1	—	—	—
42332	Brick, Stone, and Related Construction Material Merchant Wholesalers . . . . .	156	1 271	6 187	22	12	7	2	—	1	—	—	—	—
423320	Brick, Stone, and Related Construction Material Merchant Wholesalers . . . . .	156	1 271	6 187	22	12	7	2	—	1	—	—	—	—
42333	Roofing, Siding, and Insulation Material Merchant Wholesalers . . . . .	148	1 190	4 770	14	4	5	2	3	—	—	—	—	—
423330	Roofing, Siding, and Insulation Material Merchant Wholesalers . . . . .	148	1 190	4 770	14	4	5	2	3	—	—	—	—	—
42339	Other Construction Material Merchant Wholesalers . . . . .	107	915	4 135	18	10	3	5	—	—	—	—	—	—
423390	Other Construction Material Merchant Wholesalers . . . . .	107	915	4 135	18	10	3	5	—	—	—	—	—	—

See footnotes at end of table.

**Table 6. Counties—Employees, Payroll, and Establishments by Industry: 2003—Con.**

[Excludes most government employees, railroad employees, and self-employed persons. Size class 1 to 4 includes establishments with payroll, but no employees, during mid-March pay period. (D) denotes figures withheld to avoid disclosing data for individual companies; the data are included in broader industry totals. Detailed industries with 100 or more employees are shown if industry was not a (D). For explanation of terms, abbreviations, and data reliability/comparability, see introductory text]

NAICS code	Industry	Number of employees for week including March 12	Payroll (\$1,000)		Total number of establishments	Number of establishments by employment-size class										
			First quarter	Annual		1 to 4	5 to 9	10 to 19	20 to 49	50 to 99	100 to 249	250 to 499	500 to 999	1,000 or more		
<b>42</b>	<b>PALM BEACH—Con.</b>															
	<b>Wholesale trade—Con.</b>															
423	Merchant Wholesalers, Durable Goods—Con.															
4234	Professional and Commercial Equipment and Supplies Merchant Wholesalers	2 507	33 656	128 747	199	128	29	15	17	6	3	—	1	—	—	
42342	Office Equipment Merchant Wholesalers	272	2 785	11 377	27	17	2	3	4	1	—	—	—	—	—	
423420	Office Equipment Merchant Wholesalers	272	2 785	11 377	27	17	2	3	4	1	—	—	—	—	—	
42343	Computer and Computer Peripheral Equipment and Software Merchant Wholesalers	1 135	18 452	65 792	65	33	13	6	7	3	3	—	—	—	—	
423430	Computer and Computer Peripheral Equipment and Software Merchant Wholesalers	1 135	18 452	65 792	65	33	13	6	7	3	3	—	—	—	—	
42344	Other Commercial Equipment Merchant Wholesalers	122	949	4 339	21	13	5	2	1	—	—	—	—	—	—	
423440	Other Commercial Equipment Merchant Wholesalers	122	949	4 339	21	13	5	2	1	—	—	—	—	—	—	
42345	Medical, Dental, and Hospital Equipment and Supplies Merchant Wholesaler	839	10 026	41 289	57	40	9	2	4	1	—	—	1	—	—	
423450	Medical, Dental, and Hospital Equipment and Supplies Merchant Wholesaler	839	10 026	41 289	57	40	9	2	4	1	—	—	1	—	—	
4235	Metal and Mineral (except Petroleum) Merchant Wholesalers	356	4 185	17 284	53	37	9	3	2	2	—	—	—	—	—	
42351	Metal Service Centers and Other Metal Merchant Wholesalers	331	3 509	13 931	49	34	9	3	1	2	—	—	—	—	—	
423510	Metal Service Centers and Other Metal Merchant Wholesalers	331	3 509	13 931	49	34	9	3	1	2	—	—	—	—	—	
4236	Electrical and Electronic Goods Merchant Wholesalers	1 041	13 315	51 815	170	113	22	23	11	1	—	—	—	—	—	
42361	Electrical Apparatus and Equipment, Wiring Supplies, and Related Equipment	431	5 004	20 205	62	38	9	10	4	1	—	—	—	—	—	
423610	Electrical Apparatus and Equipment, Wiring Supplies, and Related Equipment	431	5 004	20 205	62	38	9	10	4	1	—	—	—	—	—	
42362	Electrical and Electronic Appliance, Television, and Radio Set Merchant	114	1 850	6 662	15	9	2	2	2	—	—	—	—	—	—	
423620	Electrical and Electronic Appliance, Television, and Radio Set Merchant	114	1 850	6 662	15	9	2	2	2	—	—	—	—	—	—	
42369	Other Electronic Parts and Equipment Merchant Wholesalers	496	6 461	24 948	93	66	11	11	5	—	—	—	—	—	—	
423690	Other Electronic Parts and Equipment Merchant Wholesalers	496	6 461	24 948	93	66	11	11	5	—	—	—	—	—	—	
4237	Hardware, and Plumbing and Heating Equipment and Supplies Merchant Wholesale	759	6 763	30 047	88	46	17	16	7	2	—	—	—	—	—	
42371	Hardware Merchant Wholesalers	238	1 846	7 898	33	22	5	4	1	1	—	—	—	—	—	
423710	Hardware Merchant Wholesalers	238	1 846	7 898	33	22	5	4	1	1	—	—	—	—	—	
42372	Plumbing and Heating Equipment and Supplies (Hydronics) Merchant Wholesale	305	2 937	12 118	25	8	4	8	4	1	—	—	—	—	—	
423720	Plumbing and Heating Equipment and Supplies (Hydronics) Merchant Wholesale	305	2 937	12 118	25	8	4	8	4	1	—	—	—	—	—	
42373	Warm Air Heating and Air-Conditioning Equipment and Supplies Merchant Wholesale	166	1 492	7 917	18	7	7	2	2	—	—	—	—	—	—	
423730	Warm Air Heating and Air-Conditioning Equipment and Supplies Merchant Wholesale	166	1 492	7 917	18	7	7	2	2	—	—	—	—	—	—	
4238	Machinery, Equipment, and Supplies Merchant Wholesalers	1 644	20 631	79 555	222	141	44	20	9	7	1	—	—	—	—	
42381	Construction and Mining (except Oil Well) Machinery and Equipment Merchant Wholesalers	225	2 769	11 188	16	9	2	1	2	2	—	—	—	—	—	
423810	Construction and Mining (except Oil Well) Machinery and Equipment Merchant Wholesalers	225	2 769	11 188	16	9	2	1	2	2	—	—	—	—	—	
42382	Farm and Garden Machinery and Equipment Merchant Wholesalers	293	2 836	14 022	26	11	9	2	2	2	—	—	—	—	—	
423820	Farm and Garden Machinery and Equipment Merchant Wholesalers	293	2 836	14 022	26	11	9	2	2	2	—	—	—	—	—	
42383	Industrial Machinery and Equipment Merchant Wholesalers	550	6 255	23 729	97	63	17	13	2	2	—	—	—	—	—	
423830	Industrial Machinery and Equipment Merchant Wholesalers	550	6 255	23 729	97	63	17	13	2	2	—	—	—	—	—	
42386	Transportation Equipment and Supplies (except Motor Vehicle) Merchant Wholesale	400	7 527	25 068	37	25	8	—	2	1	1	—	—	—	—	
423860	Transportation Equipment and Supplies (except Motor Vehicle) Merchant Wholesale	400	7 527	25 068	37	25	8	—	2	1	1	—	—	—	—	
4239	Miscellaneous Durable Goods Merchant Wholesalers	949	8 242	36 463	278	228	26	19	4	1	—	—	—	—	—	
42391	Sporting and Recreational Goods and Supplies Merchant Wholesalers	204	1 688	8 146	63	49	9	4	1	—	—	—	—	—	—	
423910	Sporting and Recreational Goods and Supplies Merchant Wholesalers	204	1 688	8 146	63	49	9	4	1	—	—	—	—	—	—	
42393	Recyclable Material Merchant Wholesalers	181	1 451	6 251	28	17	4	6	1	—	—	—	—	—	—	
423930	Recyclable Material Merchant Wholesalers	181	1 451	6 251	28	17	4	6	1	—	—	—	—	—	—	
42394	Jewelry, Watch, Precious Stone, and Precious Metal Merchant Wholesalers	141	1 202	6 601	50	42	6	1	1	—	—	—	—	—	—	
423940	Jewelry, Watch, Precious Stone, and Precious Metal Merchant Wholesalers	141	1 202	6 601	50	42	6	1	1	—	—	—	—	—	—	
42399	Other Miscellaneous Durable Goods Merchant Wholesalers	343	3 073	12 363	122	108	5	8	—	1	—	—	—	—	—	
423990	Other Miscellaneous Durable Goods Merchant Wholesalers	343	3 073	12 363	122	108	5	8	—	1	—	—	—	—	—	
424	Merchant Wholesalers, Nondurable Goods	9 209	99 938	458 497	765	517	116	67	35	13	12	3	1	1	1	
4241	Paper and Paper Product Merchant Wholesalers	357	3 539	14 010	50	35	6	5	3	—	1	—	—	—	—	
42413	Industrial and Personal Service Paper Merchant Wholesalers	212	1 793	7 610	17	10	3	1	2	—	1	—	—	—	—	
424130	Industrial and Personal Service Paper Merchant Wholesalers	212	1 793	7 610	17	10	3	1	2	—	1	—	—	—	—	

See footnotes at end of table.

**Table 6. Counties—Employees, Payroll, and Establishments by Industry: 2003—Con.**

[Excludes most government employees, railroad employees, and self-employed persons. Size class 1 to 4 includes establishments with payroll, but no employees, during mid-March pay period. (D) denotes figures withheld to avoid disclosing data for individual companies; the data are included in broader industry totals. Detailed industries with 100 or more employees are shown if industry was not a (D). For explanation of terms, abbreviations, and data reliability/comparability, see introductory text]

NAICS code	Industry	Number of employees for week including March 12	Payroll (\$1,000)		Total number of establishments	Number of establishments by employment-size class									
			First quarter	Annual		1 to 4	5 to 9	10 to 19	20 to 49	50 to 99	100 to 249	250 to 499	500 to 999	1,000 or more	
<b>PALM BEACH—Con.</b>															
<b>42 Wholesale trade—Con.</b>															
<b>424 Merchant Wholesalers, Nondurable Goods—Con.</b>															
4242	Drugs and Druggists' Sundries Merchant Wholesalers	2 521	34 922	171 765	64	40	9	4	4	3	1	2	—	1	
42421	Drugs and Druggists' Sundries Merchant Wholesalers	2 521	34 922	171 765	64	40	9	4	4	3	1	2	—	1	
424210	Drugs and Druggists' Sundries Merchant Wholesalers	2 521	34 922	171 765	64	40	9	4	4	3	1	2	—	1	
4243	Apparel, Piece Goods, and Notions Merchant Wholesalers	557	7 126	34 533	103	76	17	6	2	1	1	—	—	—	
42433	Women's, Children's, and Infants' Clothing and Accessories Merchant Whol	150	1 556	6 387	37	29	6	—	2	—	—	—	—	—	
424330	Women's, Children's, and Infants' Clothing and Accessories Merchant Whol	150	1 556	6 387	37	29	6	—	2	—	—	—	—	—	
42434	Footwear Merchant Wholesalers	254	4 197	21 517	19	13	3	1	—	1	1	—	—	—	
424340	Footwear Merchant Wholesalers	254	4 197	21 517	19	13	3	1	—	1	1	—	—	—	
4244	Grocery and Related Product Wholesalers	3 046	30 615	134 327	178	107	32	16	14	3	4	1	1	—	
42441	General Line Grocery Merchant Wholesalers	1 248	14 309	64 402	27	18	3	2	—	—	1	1	—	—	
424410	General Line Grocery Merchant Wholesalers	1 248	14 309	64 402	27	18	3	2	—	—	1	1	—	—	
42442	Packaged Frozen Food Merchant Wholesalers	277	3 581	14 649	26	18	6	1	—	—	1	—	—	—	
424420	Packaged Frozen Food Merchant Wholesalers	277	3 581	14 649	26	18	6	1	—	—	1	—	—	—	
42447	Meat and Meat Product Merchant Wholesalers	107	868	4 271	14	8	3	1	2	—	—	—	—	—	
424470	Meat and Meat Product Merchant Wholesalers	107	868	4 271	14	8	3	1	2	—	—	—	—	—	
42448	Fresh Fruit and Vegetable Merchant Wholesalers	570	4 095	17 326	38	19	7	6	4	1	1	—	—	—	
424480	Fresh Fruit and Vegetable Merchant Wholesalers	570	4 095	17 326	38	19	7	6	4	1	1	—	—	—	
42449	Other Grocery and Related Products Merchant Wholesalers	661	6 275	27 639	47	27	8	5	4	1	2	—	—	—	
424490	Other Grocery and Related Products Merchant Wholesalers	661	6 275	27 639	47	27	8	5	4	1	2	—	—	—	
4246	Chemical and Allied Products Merchant Wholesalers	554	5 261	22 841	76	53	11	9	2	—	1	—	—	—	
42469	Other Chemical and Allied Products Merchant Wholesalers	468	4 244	17 799	55	36	11	6	1	—	1	—	—	—	
424690	Other Chemical and Allied Products Merchant Wholesalers	468	4 244	17 799	55	36	11	6	1	—	1	—	—	—	
4247	Petroleum and Petroleum Products Merchant Wholesalers	102	1 258	5 806	25	15	7	3	—	—	—	—	—	—	
4248	Beer, Wine, and Distilled Alcoholic Beverage Merchant Wholesalers	597	7 522	33 093	18	8	2	1	2	3	2	—	—	—	
42481	Beer and Ale Merchant Wholesalers	(E)	(D)	(D)	6	3	—	—	—	2	1	—	—	—	
42482	Wine and Distilled Alcoholic Beverage Merchant Wholesalers	(E)	(D)	(D)	12	5	2	1	2	1	1	—	—	—	
4249	Miscellaneous Nondurable Goods Merchant Wholesalers	1 429	9 249	39 778	243	177	32	22	7	3	2	—	—	—	
42491	Farm Supplies Merchant Wholesalers	138	1 205	4 919	31	22	4	5	—	—	—	—	—	—	
424910	Farm Supplies Merchant Wholesalers	138	1 205	4 919	31	22	4	5	—	—	—	—	—	—	
42492	Book, Periodical, and Newspaper Merchant Wholesalers	101	734	2 782	11	8	2	—	—	1	—	—	—	—	
424920	Book, Periodical, and Newspaper Merchant Wholesalers	101	734	2 782	11	8	2	—	—	1	—	—	—	—	
42493	Flower, Nursery Stock, and Florists' Supplies Merchant Wholesalers	723	3 628	17 140	71	41	16	9	2	1	2	—	—	—	
424930	Flower, Nursery Stock, and Florists' Supplies Merchant Wholesalers	723	3 628	17 140	71	41	16	9	2	1	2	—	—	—	
42495	Paint, Varnish, and Supplies Merchant Wholesalers	128	1 492	5 706	15	8	3	1	3	—	—	—	—	—	
424950	Paint, Varnish, and Supplies Merchant Wholesalers	128	1 492	5 706	15	8	3	1	3	—	—	—	—	—	
42499	Other Miscellaneous Nondurable Goods Merchant Wholesalers	324	2 074	8 729	110	94	6	7	2	1	—	—	—	—	
424990	Other Miscellaneous Nondurable Goods Merchant Wholesalers	324	2 074	8 729	110	94	6	7	2	1	—	—	—	—	
425	Wholesale Electronic Markets and Agents and Brokers	1 026	7 812	35 845	260	240	16	2	—	—	1	1	—	—	
4251	Wholesale Electronic Markets and Agents and Brokers	1 026	7 812	35 845	260	240	16	2	—	—	1	1	—	—	
42512	Wholesale Trade Agents and Brokers	1 022	7 783	35 663	254	234	16	2	—	—	1	1	—	—	
425120	Wholesale Trade Agents and Brokers	1 022	7 783	35 663	254	234	16	2	—	—	1	1	—	—	
<b>44-45</b>	<b>Retail trade</b>	<b>70 552</b>	<b>399 842</b>	<b>1 601 680</b>	<b>5 395</b>	<b>2 885</b>	<b>1 212</b>	<b>633</b>	<b>365</b>	<b>137</b>	<b>146</b>	<b>15</b>	<b>2</b>	<b>—</b>	
441	Motor vehicle & parts dealers	7 875	77 714	319 062	450	214	74	77	41	23	19	2	—	—	
4411	Automobile dealers	5 765	62 902	254 267	160	72	13	12	20	22	19	2	—	—	
44111	New car dealers	5 396	60 332	244 698	96	25	6	5	18	22	18	2	—	—	
441110	New car dealers	5 396	60 332	244 698	96	25	6	5	18	22	18	2	—	—	
44112	Used car dealers	369	2 570	9 569	64	47	7	7	2	—	1	—	—	—	
441120	Used car dealers	369	2 570	9 569	64	47	7	7	2	—	1	—	—	—	
4412	Other motor vehicle dealers	495	3 837	17 983	105	77	10	12	6	—	—	—	—	—	
44122	Motorcycle & boat & other MV dealers	487	3 780	17 753	101	73	10	12	6	—	—	—	—	—	
441221	Motorcycle dealers	124	1 178	4 685	15	10	—	2	3	—	—	—	—	—	
441222	Boat dealers	326	2 389	11 635	73	51	10	10	2	—	—	—	—	—	
4413	Automotive parts, accessories & tire stores	1 615	10 975	46 812	185	65	51	53	15	1	—	—	—	—	
44131	Automotive parts, accessories & tire stores	777	4 065	17 396	110	55	25	22	8	—	—	—	—	—	
441310	Automotive parts, accessories & tire stores	777	4 065	17 396	110	55	25	22	8	—	—	—	—	—	
44132	Tire dealers	838	6 910	29 416	75	10	26	31	7	1	—	—	—	—	
441320	Tire dealers	838	6 910	29 416	75	10	26	31	7	1	—	—	—	—	

See footnotes at end of table.



**Table 6. Counties—Employees, Payroll, and Establishments by Industry: 2003—Con.**

[Excludes most government employees, railroad employees, and self-employed persons. Size class 1 to 4 includes establishments with payroll, but no employees, during mid-March pay period. (D) denotes figures withheld to avoid disclosing data for individual companies; the data are included in broader industry totals. Detailed industries with 100 or more employees are shown if industry was not a (D). For explanation of terms, abbreviations, and data reliability/comparability, see introductory text]

NAICS code	Industry	Number of employees for week including March 12	Payroll (\$1,000)		Total number of establishments	Number of establishments by employment-size class								
			First quarter	Annual		1 to 4	5 to 9	10 to 19	20 to 49	50 to 99	100 to 249	250 to 499	500 to 999	1,000 or more
<b>PALM BEACH—Con.</b>														
<b>44-45 Retail trade—Con.</b>														
442	Furniture & home furnishing stores . . . . .	3 856	25 443	97 188	465	262	92	57	47	6	1	—	—	—
4421	Furniture stores . . . . .	1 635	14 192	52 091	172	97	34	18	18	4	1	—	—	—
44211	Furniture stores . . . . .	1 635	14 192	52 091	172	97	34	18	18	4	1	—	—	—
442110	Furniture stores . . . . .	1 635	14 192	52 091	172	97	34	18	18	4	1	—	—	—
4422	Home furnishings stores . . . . .	2 221	11 251	45 097	293	165	58	39	29	2	—	—	—	—
44221	Floor covering stores . . . . .	445	3 670	14 090	87	60	16	7	4	—	—	—	—	—
442210	Floor covering stores . . . . .	445	3 670	14 090	87	60	16	7	4	—	—	—	—	—
44229	Other home furnishings stores . . . . .	1 776	7 581	31 007	206	105	42	32	25	2	—	—	—	—
442291	Window treatment stores . . . . .	111	6 979	3 024	35	28	5	2	—	—	—	—	—	—
442299	All other home furnishings stores . . . . .	1 665	6 902	27 983	171	77	37	30	25	2	—	—	—	—
443	Electronics & appliance stores . . . . .	1 960	11 923	49 026	232	138	59	17	7	8	3	—	—	—
4431	Electronics & appliance stores . . . . .	1 960	11 923	49 026	232	138	59	17	7	8	3	—	—	—
44311	Appliance, TV & all other electronics stores . . . . .	1 644	9 999	40 876	167	94	14	5	7	3	—	—	—	—
443111	Household appliance stores . . . . .	145	9 499	3 894	37	26	7	3	1	—	—	—	—	—
443112	Radio, television & other electronics stores . . . . .	1 499	9 050	36 982	130	68	37	11	4	7	3	—	—	—
44312	Computer & software stores . . . . .	260	1 554	6 804	52	36	11	2	2	1	—	—	—	—
443120	Computer & software stores . . . . .	260	1 554	6 804	52	36	11	2	2	1	—	—	—	—
444	Bldg material & garden equip & supp dealers . . . . .	4 984	32 572	129 557	316	166	68	43	22	1	14	2	—	—
4441	Building material & supplies dealers . . . . .	4 605	30 802	123 172	259	132	55	35	21	1	13	2	—	—
44411	Home centers (H) (D) . . . . .	—	—	—	20	2	1	1	—	—	13	2	—	—
44412	Paint & wallpaper stores (C) (D) . . . . .	—	—	—	43	23	13	6	1	—	—	—	—	—
44413	Hardware stores . . . . .	303	1 744	6 872	34	15	8	7	4	—	—	—	—	—
444130	Hardware stores . . . . .	303	1 744	6 872	34	15	8	7	4	—	—	—	—	—
44419	Other building material dealers . . . . .	1 207	9 798	44 545	162	92	33	21	15	1	—	—	—	—
444190	Other building material dealers . . . . .	1 207	9 798	44 545	162	92	33	21	15	1	—	—	—	—
4442	Lawn & garden equip & supplies stores . . . . .	379	1 770	6 385	57	34	13	8	1	—	1	—	—	—
44422	Nursery & garden centers . . . . .	319	1 300	5 172	43	24	12	5	1	—	1	—	—	—
444220	Nursery & garden centers . . . . .	319	1 300	5 172	43	24	12	5	1	—	1	—	—	—
445	Food & beverage stores . . . . .	16 373	74 454	290 640	683	394	106	51	24	41	64	3	—	—
4451	Grocery stores . . . . .	15 125	69 123	269 117	433	231	49	30	16	40	64	3	—	—
44511	Grocery (except convenience) stores . . . . .	14 564	66 693	259 463	262	96	28	15	16	40	64	3	—	—
445110	Grocery (except convenience) stores . . . . .	14 564	66 693	259 463	262	96	28	15	16	40	64	3	—	—
44512	Convenience stores . . . . .	561	2 430	9 654	171	135	21	15	—	—	—	—	—	—
445120	Convenience stores . . . . .	561	2 430	9 654	171	135	21	15	—	—	—	—	—	—
4452	Specialty food stores . . . . .	944	3 920	15 431	158	97	38	14	8	1	—	—	—	—
44521	Meat markets . . . . .	150	723	2 792	25	12	11	—	2	—	—	—	—	—
445210	Meat markets . . . . .	150	723	2 792	25	12	11	—	2	—	—	—	—	—
44522	Fish & seafood markets . . . . .	102	541	2 112	14	9	2	1	2	—	—	—	—	—
445220	Fish & seafood markets . . . . .	102	541	2 112	14	9	2	1	2	—	—	—	—	—
44523	Fruit & vegetable markets . . . . .	304	1 397	5 768	30	17	5	5	2	1	—	—	—	—
445230	Fruit & vegetable markets . . . . .	304	1 397	5 768	30	17	5	5	2	1	—	—	—	—
44529	Other specialty food stores . . . . .	388	1 259	4 759	89	59	20	8	2	—	—	—	—	—
445291	Baked goods stores . . . . .	165	531	1 808	27	16	5	5	1	—	—	—	—	—
445292	Confectionery & nut stores . . . . .	119	348	1 544	26	13	12	1	—	—	—	—	—	—
445299	All other specialty food stores . . . . .	104	380	1 407	36	30	3	2	1	—	—	—	—	—
4453	Beer, wine & liquor stores . . . . .	304	1 411	6 092	92	66	19	7	—	—	—	—	—	—
44531	Beer, wine & liquor stores . . . . .	304	1 411	6 092	92	66	19	7	—	—	—	—	—	—
445310	Beer, wine & liquor stores . . . . .	304	1 411	6 092	92	66	19	7	—	—	—	—	—	—
446	Health & personal care stores . . . . .	5 456	30 261	126 746	508	256	106	56	70	18	2	—	—	—
4461	Health & personal care stores . . . . .	5 456	30 261	126 746	508	256	106	56	70	18	2	—	—	—
44611	Pharmacies & drug stores . . . . .	3 802	22 134	91 943	167	37	22	32	58	16	2	—	—	—
446110	Pharmacies & drug stores . . . . .	3 802	22 134	91 943	167	37	22	32	58	16	2	—	—	—
44612	Cosmetics, beauty supplies & perfume stores . . . . .	510	1 606	6 753	70	40	15	9	4	2	—	—	—	—
446120	Cosmetics, beauty supplies & perfume stores . . . . .	510	1 606	6 753	70	40	15	9	4	2	—	—	—	—
44613	Optical goods stores . . . . .	518	2 597	10 123	106	67	28	6	5	—	—	—	—	—
446130	Optical goods stores . . . . .	518	2 597	10 123	106	67	28	6	5	—	—	—	—	—
44619	Other health & personal care stores . . . . .	626	3 924	17 927	165	112	41	9	3	—	—	—	—	—
446191	Food (health) supplement stores . . . . .	342	1 606	7 279	81	50	23	6	2	—	—	—	—	—
446199	All other health & personal care stores . . . . .	284	2 318	10 648	84	62	18	3	1	—	—	—	—	—
447	Gasoline stations . . . . .	1 896	8 132	33 592	301	122	122	52	4	1	—	—	—	—
4471	Gasoline stations . . . . .	1 896	8 132	33 592	301	122	122	52	4	1	—	—	—	—
44711	Gasoline stations with convenience stores . . . . .	1 674	7 346	29 808	254	93	107	50	4	—	—	—	—	—
447110	Gasoline stations with convenience stores . . . . .	1 674	7 346	29 808	254	93	107	50	4	—	—	—	—	—
44719	Other gasoline stations . . . . .	222	786	3 784	47	29	15	2	—	1	—	—	—	—
447190	Other gasoline stations . . . . .	222	786	3 784	47	29	15	2	—	1	—	—	—	—
448	Clothing & clothing accessories stores . . . . .	8 900	41 275	164 567	1 023	481	309	139	73	17	3	1	—	—
4481	Clothing stores . . . . .	6 749	29 150	114 888	605	249	170	103	62	17	3	1	—	—
44811	Men's clothing stores . . . . .	251	1 633	6 433	47	26	11	10	—	—	—	—	—	—
448110	Men's clothing stores . . . . .	251	1 633	6 433	47	26	11	10	—	—	—	—	—	—
44812	Women's clothing stores . . . . .	2 150	11 000	42 238	250	102	92	41	11	1	3	—	—	—
448120	Women's clothing stores . . . . .	2 150	11 000	42 238	250	102	92	41	11	1	3	—	—	—
44813	Children's & infants' clothing stores . . . . .	466	1 361	5 630	42	11	15	11	4	1	—	—	—	—
448130	Children's & infants' clothing stores . . . . .	466	1 361	5 630	42	11	15	11	4	1	—	—	—	—
44814	Family clothing stores . . . . .	3 054	11 744	46 392	138	33	21	29	41	13	—	1	—	—
448140	Family clothing stores . . . . .	3 054	11 744	46 392	138	33	21	29	41	13	—	1	—	—
44815	Clothing accessories stores . . . . .	296	1 292	5 782	56	33	16	5	2	—	—	—	—	—
448150	Clothing accessories stores . . . . .	296	1 292	5 782	56	33	16	5	2	—	—	—	—	—
44819	Other clothing stores . . . . .	532	2 120	8 413	72	44	15	7	4	2	—	—	—	—
448190	Other clothing stores . . . . .	532	2 120	8 413	72	44	15	7	4	2	—	—	—	—
4482	Shoe stores . . . . .	1 105	4 449	18 178	170	71	74	18	7	—	—	—	—	—
44821	Shoe stores . . . . .	1 105	4 449	18 178	170	71	74	18	7	—	—	—	—	—
448210	Shoe stores . . . . .	1 105	4 449	18 178	170	71	74	18	7	—	—	—	—	—
4483	Jewelry, luggage & leather goods stores . . . . .	1 046	7 676	31 501	248	161	65	18	4	—	—	—	—	—
44831	Jewelry stores . . . . .	991	7 255	29 661	233	152	60	17						

**Table 6. Counties—Employees, Payroll, and Establishments by Industry: 2003—Con.**

[Excludes most government employees, railroad employees, and self-employed persons. Size class 1 to 4 includes establishments with payroll, but no employees, during mid-March pay period. (D) denotes figures withheld to avoid disclosing data for individual companies; the data are included in broader industry totals. Detailed industries with 100 or more employees are shown if industry was not a (D). For explanation of terms, abbreviations, and data reliability/comparability, see introductory text]

NAICS code	Industry	Number of employees for week including March 12	Payroll (\$1,000)		Total number of establishments	Number of establishments by employment-size class																				
			First quarter	Annual		1 to 4	5 to 9	10 to 19	20 to 49	50 to 99	100 to 249	250 to 499	500 to 999	1,000 or more												
<b>PALM BEACH—Con.</b>																										
<b>44-45 Retail trade—Con.</b>																										
451	Sporting goods, hobby, book & music stores	2 389	9 406	39 508	286	150	65	39	28	4	—	—	—	—	—	—										
4511	Sporting goods, hobby, musical instrument stores	1 595	6 938	30 571	225	130	50	26	17	2	—	—	—	—	—	—										
45111	Sporting goods stores	715	3 796	17 232	125	80	29	8	7	1	—	—	—	—	—	—										
451110	Sporting goods stores	715	3 796	17 232	125	80	29	8	7	1	—	—	—	—	—	—										
45112	Hobby, toy & game stores	611	1 961	8 588	50	21	9	10	9	1	—	—	—	—	—	—										
451120	Hobby, toy & game stores	611	1 961	8 588	50	21	9	10	9	1	—	—	—	—	—	—										
45113	Sewing, needlework & piece goods stores	205	798	3 038	29	11	11	6	1	—	—	—	—	—	—	—										
451130	Sewing, needlework & piece goods stores	205	798	3 038	29	11	11	6	1	—	—	—	—	—	—	—										
4512	Book, periodical & music stores	794	2 468	8 937	61	20	15	13	11	2	—	—	—	—	—	—										
45121	Book stores & news dealers	630	1 891	6 854	45	17	9	7	10	2	—	—	—	—	—	—										
451211	Book stores	601	1 813	6 587	39	13	8	6	10	2	—	—	—	—	—	—										
45122	Prerecorded tape, CD & record stores	164	577	2 083	16	3	6	6	1	—	—	—	—	—	—	—										
451220	Prerecorded tape, CD & record stores	164	577	2 083	16	3	6	6	1	—	—	—	—	—	—	—										
452	General merchandise stores	10 037	49 899	195 114	145	50	30	9	5	7	38	4	2	—	—	—										
4521	Department stores	7 057	35 366	129 893	43	1	—	—	—	6	32	4	—	—	—	—										
45211	Department stores	7 057	35 366	129 893	43	1	—	—	—	6	32	4	—	—	—	—										
452111	Department Stores (except Discount Department Stores)	4 047	22 035	76 379	23	1	—	—	—	1	19	2	—	—	—	—										
452112	Discount Department Stores	3 010	13 331	53 514	20	—	—	—	—	5	13	2	—	—	—	—										
4529	Other general merchandise stores	2 980	14 533	65 221	102	49	30	9	5	1	6	—	2	—	—	—										
45291	Warehouse clubs & superstores	2 453	12 470	56 589	9	—	—	—	—	1	6	—	2	—	—	—										
452910	Warehouse clubs & superstores	2 453	12 470	56 589	9	—	—	—	—	1	6	—	2	—	—	—										
45299	All other general merchandise stores	527	2 063	8 632	93	49	30	9	5	—	—	—	—	—	—	—										
452990	All other general merchandise stores	527	2 063	8 632	93	49	30	9	5	—	—	—	—	—	—	—										
453	Miscellaneous store retailers	3 772	17 989	72 548	666	424	138	67	33	4	—	—	—	—	—	—										
4531	Florists	380	1 611	5 608	87	61	17	7	2	—	—	—	—	—	—	—										
45311	Florists	380	1 611	5 608	87	61	17	7	2	—	—	—	—	—	—	—										
453110	Florists	380	1 611	5 608	87	61	17	7	2	—	—	—	—	—	—	—										
4532	Office supplies, stationery & gift stores	1 495	6 655	25 170	185	97	36	32	18	2	—	—	—	—	—	—										
45321	Office supplies & stationery stores	511	3 355	12 536	41	18	4	6	13	—	—	—	—	—	—	—										
453210	Office supplies & stationery stores	511	3 355	12 536	41	18	4	6	13	—	—	—	—	—	—	—										
45322	Gift, novelty & souvenir stores	984	3 300	12 634	144	79	32	26	5	2	—	—	—	—	—	—										
453220	Gift, novelty & souvenir stores	984	3 300	12 634	144	79	32	26	5	2	—	—	—	—	—	—										
4533	Used merchandise stores	722	3 274	13 668	139	91	30	13	4	1	—	—	—	—	—	—										
45331	Used merchandise stores	722	3 274	13 668	139	91	30	13	4	1	—	—	—	—	—	—										
453310	Used merchandise stores	722	3 274	13 668	139	91	30	13	4	1	—	—	—	—	—	—										
4539	Other miscellaneous store retailers	1 175	6 449	28 102	255	175	55	15	9	1	—	—	—	—	—	—										
45391	Pet & pet supplies stores	353	1 158	5 422	41	20	10	7	3	1	—	—	—	—	—	—										
453910	Pet & pet supplies stores	353	1 158	5 422	41	20	10	7	3	1	—	—	—	—	—	—										
45392	Art dealers	221	1 619	7 218	68	51	15	1	1	—	—	—	—	—	—	—										
453920	Art dealers	221	1 619	7 218	68	51	15	1	1	—	—	—	—	—	—	—										
45399	All other miscellaneous store retailers	577	3 575	15 216	138	98	28	7	5	—	—	—	—	—	—	—										
453998	All other misc store retailers (exc tobacco)	553	3 412	14 519	127	90	25	7	5	—	—	—	—	—	—	—										
454	Nonstore retailers	3 054	20 774	84 132	320	228	43	26	11	7	2	3	—	—	—	—										
4541	Electronic shopping & mail-order houses	2 004	13 839	54 917	152	108	19	12	5	4	1	3	—	—	—	—										
45411	Electronic shopping & mail-order houses	2 004	13 839	54 917	152	108	19	12	5	4	1	3	—	—	—	—										
454113	Mail-Order Houses	1 632	11 609	45 062	72	44	12	6	4	2	1	3	—	—	—	—										
4543	Direct selling establishments	1 000	6 662	28 281	150	105	22	13	6	3	1	—	—	—	—	—										
45431	Fuel dealers	114	939	3 548	11	3	4	1	3	—	—	—	—	—	—	—										
45439	Other direct selling establishments	886	5 723	24 733	139	102	18	12	3	3	1	—	—	—	—	—										
454390	Other direct selling establishments	886	5 723	24 733	139	102	18	12	3	3	1	—	—	—	—	—										
<b>48-49</b>	<b>Transportation &amp; warehousing</b>	<b>7 018</b>	<b>58 504</b>	<b>231 563</b>	<b>724</b>	<b>512</b>	<b>78</b>	<b>56</b>	<b>47</b>	<b>23</b>	<b>6</b>	<b>1</b>	<b>1</b>	—	—	—										
481	Air transportation	764	8 558	33 283	47	31	4	2	5	4	1	—	—	—	—	—										
4811	Scheduled air transportation	546	5 148	19 738	15	7	—	1	3	3	1	—	—	—	—	—										
48111	Scheduled air transportation	546	5 148	19 738	15	7	—	1	3	3	1	—	—	—	—	—										
4812	Nonscheduled air transportation	218	3 410	13 545	32	24	4	1	2	1	—	—	—	—	—	—										
48121	Nonscheduled air transportation	218	3 410	13 545	32	24	4	1	2	1	—	—	—	—	—	—										
481211	Nonscheduled chartered passenger air trans	202	3 130	12 391	25	18	3	1	2	1	—	—	—	—	—	—										
483	Water transportation	131	1 427	7 067	22	15	2	3	2	—	—	—	—	—	—	—										
4831	Deep sea, coastal & Great Lakes water trans	(C)	(D)	(D)	13	8	1	2	2	—	—	—	—	—	—	—										
48311	Deep sea, coastal & Great Lakes water trans	(C)	(D)	(D)	13	8	1	2	2	—	—	—	—	—	—	—										
484	Truck transportation	1 736	13 783	58 236	243	176	21	18	22	6	—	—	—	—	—	—										
4841	General freight trucking	804	7 392	30 724	111	83	6	6	13	3	—	—	—	—	—	—										
48411	General freight trucking, local	265	2 135	8 927	55	45	4	3	2	1	—	—	—	—	—	—										
484110	General freight trucking, local	265	2 135	8 927	55	45	4	3	2	1	—	—	—	—	—	—										
48412	General freight trucking, long-distance	539	5 257	21 797	56	38	2	3	11	2	—	—	—	—	—	—										
484121	General freight trucking, long-distance, TL	167	1 239	5 030	37	31	1	2	3	—	—	—	—	—	—	—										
484122	General freight trucking, long-distance, LTL	372	4 018	16 767	19	7	1	1	8	2	—	—	—	—	—	—										
4842	Specialized freight trucking	932	6 391	27 512	132	93	15	12	9	3	—	—	—	—	—	—										
48421	Used household & office goods moving	368	1 709	7 448	53	33	7	9	3	1	—	—	—	—	—	—										
484210	Used household & office goods moving	368	1 709	7 448	53	33	7	9	3	1	—	—	—	—	—	—										
48422	Specialized freight (exc used) trucking, local	432	3 376	14 300	52	38	5	3	4	2	—	—	—	—	—	—										
484220	Specialized freight (exc used) trucking, local	432	3 376	14 300	52	38	5	3	4	2	—	—	—	—	—	—										
48423	Specialized freight (exc used) trucking, LDist	132	1 306	5 764	27	22	3	—	2	—	—	—	—	—	—	—										
484230	Specialized freight (exc used) trucking, LDist	132	1 306	5 764	27	22	3	—	2	—	—	—	—	—	—	—										

See footnotes at end of table.

**Table 6. Counties—Employees, Payroll, and Establishments by Industry: 2003—Con.**

[Excludes most government employees, railroad employees, and self-employed persons. Size class 1 to 4 includes establishments with payroll, but no employees, during mid-March pay period. (D) denotes figures withheld to avoid disclosing data for individual companies; the data are included in broader industry totals. Detailed industries with 100 or more employees are shown if industry was not a (D). For explanation of terms, abbreviations, and data reliability/comparability, see introductory text]

NAICS code	Industry	Number of employees for week including March 12	Payroll (\$1,000)		Total number of establishments	Number of establishments by employment-size class								
			First quarter	Annual		1 to 4	5 to 9	10 to 19	20 to 49	50 to 99	100 to 249	250 to 499	500 to 999	1,000 or more
<b>PALM BEACH—Con.</b>														
<b>48-49 Transportation &amp; warehousing—Con.</b>														
485	Transit & ground passenger transportation .....	832	3 287	13 236	99	69	11	6	8	5	-	-	-	-
4853	Taxi & limousine service .....	331	1 289	5 587	59	48	4	1	5	1	-	-	-	-
48531	Taxi service .....	122	608	2 346	14	12	1	-	-	1	-	-	-	-
485310	Taxi service .....	122	608	2 346	14	12	1	-	-	1	-	-	-	-
48532	Limousine service .....	209	681	3 241	45	36	3	1	5	-	-	-	-	-
485320	Limousine service .....	209	681	3 241	45	36	3	1	5	-	-	-	-	-
4855	Charter bus industry .....	108	536	2 049	5	1	1	2	-	1	-	-	-	-
48551	Charter bus industry .....	108	536	2 049	5	1	1	2	-	1	-	-	-	-
485510	Charter bus industry .....	108	536	2 049	5	1	1	2	-	1	-	-	-	-
4859	Oth transit & ground passenger transportation ..	278	1 021	3 909	21	12	3	2	2	2	-	-	-	-
48599	Oth transit & ground passenger transportation ..	278	1 021	3 909	21	12	3	2	2	2	-	-	-	-
485991	Special needs transportation .....	204	645	2 252	14	7	2	2	2	1	-	-	-	-
487	Scenic & sightseeing transportation .....	115	575	2 263	41	34	3	4	-	-	-	-	-	-
488	Transportation support activities .....	2 011	20 491	75 580	198	140	26	17	8	4	2	-	1	-
4881	Air transportation support activities .....	815	6 421	26 861	48	27	8	3	4	4	2	-	-	-
48811	Airport operations .....	376	2 304	8 290	13	3	4	-	3	2	1	-	-	-
48819	Other air transportation support activities ..	439	4 117	18 571	35	24	4	3	1	2	1	-	-	-
488190	Other air transportation support activities ..	439	4 117	18 571	35	24	4	3	1	2	1	-	-	-
4883	Water transportation support activities .....	646	10 162	31 834	26	20	4	1	-	-	-	-	1	-
48832	Marine cargo handling .....	(F)	(D)	(D)	3	1	1	-	-	-	-	-	1	-
4884	Road transportation support activities .....	288	1 462	6 538	58	44	6	5	3	-	-	-	-	-
48841	Motor vehicle towing .....	249	1 268	4 368	49	38	5	3	3	-	-	-	-	-
488410	Motor vehicle towing .....	249	1 268	4 368	49	38	5	3	3	-	-	-	-	-
4885	Freight transportation arrangement .....	193	2 039	8 517	48	35	7	5	1	-	-	-	-	-
48851	Freight transportation arrangement .....	193	2 039	8 517	48	35	7	5	1	-	-	-	-	-
488510	Freight transportation arrangement .....	193	2 039	8 517	48	35	7	5	1	-	-	-	-	-
492	Couriers & messengers .....	1 132	8 275	33 270	52	37	6	3	-	2	3	1	-	-
4921	Couriers .....	1 057	7 886	31 801	28	18	3	1	-	2	3	1	-	-
49211	Couriers .....	1 057	7 886	31 801	28	18	3	1	-	2	3	1	-	-
492110	Couriers .....	1 057	7 886	31 801	28	18	3	1	-	2	3	1	-	-
493	Warehousing & storage .....	297	2 108	8 628	22	10	5	3	2	2	-	-	-	-
4931	Warehousing & storage .....	297	2 108	8 628	22	10	5	3	2	2	-	-	-	-
49311	General warehousing & storage .....	289	1 866	7 744	15	5	4	2	2	2	-	-	-	-
493110	General warehousing & storage .....	289	1 866	7 744	15	5	4	2	2	2	-	-	-	-
<b>51</b>	<b>Information .....</b>	<b>14 815</b>	<b>176 368</b>	<b>689 746</b>	<b>662</b>	<b>377</b>	<b>86</b>	<b>71</b>	<b>63</b>	<b>31</b>	<b>29</b>	<b>2</b>	<b>1</b>	<b>2</b>
511	Publishing industries .....	5 796	50 691	219 392	151	85	23	9	15	10	7	-	-	2
5111	Newspaper, periodical, book, database publishers .....	5 588	47 217	207 572	128	71	18	9	13	8	7	-	-	2
51111	Newspaper publishers .....	3 771	23 877	95 917	34	16	3	2	7	4	-	-	-	2
511110	Newspaper publishers .....	3 771	23 877	95 917	34	16	3	2	7	4	-	-	-	2
51112	Periodical publishers .....	958	13 541	71 555	51	30	8	4	5	-	4	-	-	-
511120	Periodical publishers .....	958	13 541	71 555	51	30	8	4	5	-	4	-	-	-
51113	Book publishers .....	571	5 948	21 216	17	10	2	1	-	1	3	-	-	-
511130	Book publishers .....	571	5 948	21 216	17	10	2	1	-	1	3	-	-	-
51114	Database and directory publishers .....	206	2 964	15 416	19	11	3	2	1	2	-	-	-	-
511140	Database and directory publishers .....	206	2 964	15 416	19	11	3	2	1	2	-	-	-	-
5112	Software publishers .....	208	3 474	11 820	23	14	5	-	2	2	-	-	-	-
51121	Software publishers .....	208	3 474	11 820	23	14	5	-	2	2	-	-	-	-
511210	Software publishers .....	208	3 474	11 820	23	14	5	-	2	2	-	-	-	-
512	Motion picture & sound recording industries .....	1 490	9 151	35 017	113	71	13	7	15	5	2	-	-	-
5121	Motion picture & video industries .....	1 356	8 043	31 142	99	60	12	7	14	4	2	-	-	-
51211	Motion picture & video production .....	449	5 561	20 841	69	53	7	3	4	2	-	-	-	-
512110	Motion picture & video production .....	449	5 561	20 841	69	53	7	3	4	2	-	-	-	-
51213	Motion picture & video exhibition .....	870	2 062	8 578	22	3	2	3	10	2	2	-	-	-
512131	Motion picture theaters (except drive-ins) ..	870	2 062	8 578	22	3	2	3	10	2	2	-	-	-
5122	Sound recording industries .....	134	1 108	3 875	14	11	1	-	1	1	-	-	-	-
51222	Integrated record production, distribution .....	(C)	(D)	(D)	4	2	1	-	-	1	-	-	-	-
515	Broadcasting (except Internet) .....	1 324	17 416	76 679	46	19	4	8	7	3	5	-	-	-
5151	Radio and Television Broadcasting .....	1 324	17 416	76 679	46	19	4	8	7	3	5	-	-	-
51511	Radio Broadcasting .....	607	6 148	30 797	31	11	3	8	5	3	1	-	-	-
51512	Television Broadcasting .....	717	11 268	45 882	15	8	1	-	2	-	4	-	-	-
515120	Television Broadcasting .....	717	11 268	45 882	15	8	1	-	2	-	4	-	-	-
516	Internet Publishing and Broadcasting .....	150	1 708	6 306	20	12	2	4	2	-	-	-	-	-
5161	Internet Publishing and Broadcasting .....	150	1 708	6 306	20	12	2	4	2	-	-	-	-	-
51611	Internet Publishing and Broadcasting .....	150	1 708	6 306	20	12	2	4	2	-	-	-	-	-
516110	Internet Publishing and Broadcasting .....	150	1 708	6 306	20	12	2	4	2	-	-	-	-	-
517	Telecommunications .....	3 916	50 811	184 177	193	100	32	26	14	11	8	1	1	-
5171	Wired Telecommunications Carriers .....	1 535	22 652	72 903	62	23	10	9	9	7	4	-	-	-
51711	Wired Telecommunications Carriers .....	1 535	22 652	72 903	62	23	10	9	9	7	4	-	-	-
517110	Wired Telecommunications Carriers .....	1 535	22 652	72 903	62	23	10	9	9	7	4	-	-	-
5172	Wireless Telecommunications Carriers (except Satellite) .....	1 068	14 978	55 639	76	42	15	12	3	2	1	1	-	-
51721	Wireless Telecommunications Carriers (except Satellite) .....	1 068	14 978	55 639	76	42	15	12	3	2	1	1	-	-
517212	Cellular and Other Wireless Telecommunications .....	1 028	14 636	54 390	63	33	12	11	3	2	1	1	-	-
5173	Telecommunications Resellers .....	(C)	(D)	(D)	32	24	4	2	1	-	1	-	-	-
51731	Telecommunications Resellers .....	(C)	(D)	(D)	32	24	4	2	1	-	1	-	-	-
5175	Cable and Other Program Distribution .....	(G)	(D)	(D)	15	4	2	3	1	2	2	-	1	-
51751	Cable and Other Program Distribution .....	(G)	(D)	(D)	15	4	2	3	1	2	2	-	1	-

See footnotes at end of table.

**Table 6. Counties—Employees, Payroll, and Establishments by Industry: 2003—Con.**

[Excludes most government employees, railroad employees, and self-employed persons. Size class 1 to 4 includes establishments with payroll, but no employees, during mid-March pay period. (D) denotes figures withheld to avoid disclosing data for individual companies; the data are included in broader industry totals. Detailed industries with 100 or more employees are shown if industry was not a (D). For explanation of terms, abbreviations, and data reliability/comparability, see introductory text]

NAICS code	Industry	Number of employees for week including March 12	Payroll (\$1,000)		Total number of establishments	Number of establishments by employment-size class								
			First quarter	Annual		1 to 4	5 to 9	10 to 19	20 to 49	50 to 99	100 to 249	250 to 499	500 to 999	1,000 or more
<b>PALM BEACH—Con.</b>														
<b>Information—Con.</b>														
51	<b>Information—Con.</b>													
518	Internet Service Providers, Web Search Portals, and Data Processing Serv .....	1 969	44 492	159 043	116	70	12	16	9	2	6	1	—	—
5181	Internet Service Providers and Web Search Portals .....	306	16 077	62 435	34	26	2	4	—	1	1	—	—	—
51811	Internet Service Providers and Web Search Portals .....	306	16 077	62 435	34	26	2	4	—	1	1	—	—	—
5182	Data Processing, Hosting, and Related Services .....	1 663	28 415	96 608	82	44	10	12	9	1	5	1	—	—
51821	Data Processing, Hosting, and Related Services .....	1 663	28 415	96 608	82	44	10	12	9	1	5	1	—	—
518210	Data Processing, Hosting, and Related Services .....	1 663	28 415	96 608	82	44	10	12	9	1	5	1	—	—
519	Other Information Services .....	170	2 099	9 132	23	20	—	1	1	—	1	—	—	—
5191	Other Information Services .....	170	2 099	9 132	23	20	—	1	1	—	1	—	—	—
51911	News Syndicates .....	(C)	(D)	(D)	6	4	—	1	—	—	1	—	—	—
52	<b>Finance &amp; insurance</b> .....	<b>25 315</b>	<b>437 846</b>	<b>1 587 058</b>	<b>2 903</b>	<b>1 865</b>	<b>474</b>	<b>306</b>	<b>188</b>	<b>42</b>	<b>21</b>	<b>5</b>	<b>1</b>	<b>1</b>
522	Credit intermediation & related activities .....	11 942	145 826	573 406	1 093	538	241	193	96	14	7	3	—	1
5221	Depository credit intermediation .....	7 706	94 396	364 033	508	125	149	144	71	11	5	3	—	—
52211	Commercial banking .....	4 484	60 547	228 906	335	100	91	77	54	10	3	—	—	—
522110	Commercial banking .....	4 484	60 547	228 906	335	100	91	77	54	10	3	—	—	—
52212	Savings institutions .....	2 880	30 849	123 068	153	16	54	64	14	1	1	3	—	—
522120	Savings institutions .....	2 880	30 849	123 068	153	16	54	64	14	1	1	3	—	—
52213	Credit unions .....	342	3 000	12 059	20	9	4	3	3	—	1	—	—	—
522130	Credit unions .....	342	3 000	12 059	20	9	4	3	3	—	1	—	—	—
5222	Nondepository credit intermediation .....	2 099	32 390	130 111	341	230	57	31	19	2	2	—	—	—
52222	Sales financing .....	(C)	(D)	(D)	39	25	7	4	3	—	—	—	—	—
52229	Other nondepository credit intermediation .....	1 881	28 935	116 557	301	204	50	27	16	2	2	—	—	—
522291	Consumer lending .....	446	4 789	20 442	53	37	10	2	2	1	1	—	—	—
522292	Real estate credit .....	1 222	21 961	86 807	196	131	28	23	12	1	1	—	—	—
522298	All oth nondepository credit intermediation .....	195	2 068	8 673	40	25	11	2	2	—	—	—	—	—
5223	Activities related to credit intermediation .....	2 137	18 742	79 262	244	183	35	18	6	1	—	—	—	1
52231	Mortgage & nonmortgage brokers .....	597	7 245	35 774	170	135	17	12	6	—	—	—	—	—
522310	Mortgage & nonmortgage brokers .....	597	7 245	35 774	170	135	17	12	6	—	—	—	—	—
52232	Financial clearinghouse & reserve activities .....	1 273	8 890	32 278	19	14	1	3	—	—	—	—	—	1
522320	Financial clearinghouse & reserve activities .....	1 273	8 890	32 278	19	14	1	3	—	—	—	—	—	1
52239	Other credit intermediation activities .....	267	2 607	11 210	55	34	17	3	—	1	—	—	—	—
522390	Other credit intermediation activities .....	267	2 607	11 210	55	34	17	3	—	1	—	—	—	—
523	Security, commodity contracts & like activity .....	5 902	188 085	622 354	815	604	89	49	46	18	8	1	—	—
5231	Scrt'y & comdty contracts intermed & brokerage .....	4 023	132 817	448 868	385	252	49	30	32	15	7	—	—	—
52311	Investment banking & securities dealing .....	500	7 979	31 249	68	49	11	4	1	2	1	—	—	—
523110	Investment banking & securities dealing .....	500	7 979	31 249	68	49	11	4	1	2	1	—	—	—
52312	Securities brokerage .....	3 460	123 735	413 062	287	178	35	24	31	13	6	—	—	—
523120	Securities brokerage .....	3 460	123 735	413 062	287	178	35	24	31	13	6	—	—	—
5239	Other financial investment activities .....	1 879	55 268	173 486	430	352	40	19	14	3	1	1	—	—
52392	Portfolio management .....	972	39 458	105 685	151	104	26	13	5	2	—	1	—	—
523920	Portfolio management .....	972	39 458	105 685	151	104	26	13	5	2	—	1	—	—
52393	Investment advice .....	689	12 554	56 478	198	176	9	4	7	1	1	—	—	—
523930	Investment advice .....	689	12 554	56 478	198	176	9	4	7	1	1	—	—	—
52399	All other financial investment activities .....	123	1 756	5 296	30	24	3	1	2	—	—	—	—	—
524	Insurance carriers & related activities .....	7 303	97 979	374 528	955	691	141	61	44	10	6	1	1	—
5241	Insurance carriers .....	2 488	34 848	125 382	153	88	19	23	13	5	4	1	—	—
52411	Direct life, health, medical insurance carriers .....	(F)	(D)	(D)	51	24	8	6	8	3	2	—	—	—
524113	Direct life insurance carriers .....	754	13 941	44 021	40	19	5	6	6	2	2	—	—	—
52412	Other direct insurance carriers .....	1 568	18 790	73 121	98	61	11	16	5	2	2	1	—	—
524126	Direct property & casualty insurance carriers .....	1 034	13 532	49 234	49	33	3	5	5	1	1	1	—	—
524127	Direct title insurance carriers .....	274	3 022	13 141	43	26	7	9	—	1	—	—	—	—
524128	All other direct insurance carriers .....	260	2 236	10 746	6	2	1	2	—	—	1	—	—	—
5242	Agencies & other insurance related activities .....	4 815	63 131	249 146	802	603	122	38	31	5	2	—	1	—
52421	Insurance agencies & brokerages .....	3 354	37 540	166 680	737	557	114	35	26	4	1	—	—	—
524210	Insurance agencies & brokerages .....	3 354	37 540	166 680	737	557	114	35	26	4	1	—	—	—
52429	Other insurance related activities .....	1 461	25 591	82 466	65	46	8	3	5	1	1	—	1	—
524292	Insurance & pension funds, third party admin .....	405	4 815	19 342	21	8	7	1	3	1	1	—	—	—
525	Funds, trusts, & other financial vehicles (part) .....	168	6 254	16 770	40	32	3	3	2	—	—	—	—	—
5259	Other investment pools & funds .....	168	6 254	16 770	40	32	3	3	2	—	—	—	—	—
52593	Real estate investment trusts .....	129	5 860	15 146	23	17	2	2	2	—	—	—	—	—
525930	Real estate investment trusts .....	129	5 860	15 146	23	17	2	2	2	—	—	—	—	—
53	<b>Real estate &amp; rental &amp; leasing</b> .....	<b>13 623</b>	<b>116 320</b>	<b>489 726</b>	<b>2 217</b>	<b>1 697</b>	<b>261</b>	<b>156</b>	<b>75</b>	<b>14</b>	<b>11</b>	<b>1</b>	<b>1</b>	<b>1</b>
531	Real estate .....	9 093	78 201	323 834	1 955	1 568	211	103	55	8	8	1	1	—
5311	Lessors of real estate .....	2 631	16 920	68 993	538	419	74	29	10	2	4	—	—	—
53111	Lessors of residential buildings & dwellings .....	1 464	8 927	36 448	224	160	38	17	5	1	3	—	—	—
531110	Lessors of residential buildings & dwellings .....	1 464	8 927	36 448	224	160	38	17	5	1	3	—	—	—
53112	Lessors of nonres bldg (exc miniwarehouses) .....	817	6 403	25 257	206	169	25	5	5	1	1	—	—	—
531120	Lessors of nonres bldg (exc miniwarehouses) .....	817	6 403	25 257	206	169	25	5	5	1	1	—	—	—
53113	Lessors of miniwarehouses & self storage units .....	176	788	3 494	62	54	5	3	—	—	—	—	—	—
531130	Lessors of miniwarehouses & self storage units .....	176	788	3 494	62	54	5	3	—	—	—	—	—	—
53119	Lessors of other real estate property .....	174	802	3 794	46	36	6	4	—	—	—	—	—	—
531190	Lessors of other real estate property .....	174	802	3 794	46	36	6	4	—	—	—	—	—	—

See footnotes at end of table.

**Table 6. Counties—Employees, Payroll, and Establishments by Industry: 2003—Con.**

[Excludes most government employees, railroad employees, and self-employed persons. Size class 1 to 4 includes establishments with payroll, but no employees, during mid-March pay period. (D) denotes figures withheld to avoid disclosing data for individual companies; the data are included in broader industry totals. Detailed industries with 100 or more employees are shown if industry was not a (D). For explanation of terms, abbreviations, and data reliability/comparability, see introductory text]

NAICS code	Industry	Number of employees for week including March 12	Payroll (\$1,000)		Total number of establishments	Number of establishments by employment-size class								
			First quarter	Annual		1 to 4	5 to 9	10 to 19	20 to 49	50 to 99	100 to 249	250 to 499	500 to 999	1,000 or more
<b>PALM BEACH—Con.</b>														
<b>53</b>	<b>Real estate &amp; rental &amp; leasing—Con.</b>													
	Real estate—Con.													
531	Offices of real estate agents & brokers	2 283	25 095	110 490	812	710	59	25	16	1	—	1	—	—
5312	Offices of real estate agents & brokers	2 283	25 095	110 490	812	710	59	25	16	1	—	1	—	—
53121	Offices of real estate agents & brokers	2 283	25 095	110 490	812	710	59	25	16	1	—	1	—	—
531210	Offices of real estate agents & brokers	2 283	25 095	110 490	812	710	59	25	16	1	—	1	—	—
5313	Activities related to real estate	4 179	36 186	144 351	605	439	78	49	29	5	4	—	1	—
53131	Real estate property managers	3 411	29 913	115 756	331	203	52	40	27	5	3	—	—	—
531311	Residential property managers	2 421	18 601	71 873	184	112	30	22	12	4	3	—	1	—
531312	Nonresidential property managers	990	11 312	43 883	147	91	22	18	15	1	—	—	—	—
53132	Offices of real estate appraisers	261	2 945	13 198	101	86	9	6	—	—	—	—	—	—
531320	Offices of real estate appraisers	261	2 945	13 198	101	86	9	6	—	—	—	—	—	—
53139	Other activities related to real estate	507	3 328	15 397	173	150	17	3	2	—	1	—	—	—
531390	Other activities related to real estate	507	3 328	15 397	173	150	17	3	2	—	1	—	—	—
532	Rental & leasing services	4 392	35 858	154 401	249	121	47	53	19	5	3	—	—	1
5321	Automotive equipment rental & leasing	938	6 531	26 306	56	31	10	7	1	4	3	—	—	—
53211	Passenger car rental & leasing	788	5 405	21 334	34	21	4	1	1	4	3	—	—	—
532111	Passenger car rental	785	5 381	21 334	30	17	4	1	1	4	3	—	—	—
53212	Truck, utility trailer & RV rental & leasing	150	1 126	4 835	22	10	6	6	—	—	—	—	—	—
532120	Truck, utility trailer & RV rental & leasing	150	1 126	4 835	22	10	6	6	—	—	—	—	—	—
5322	Consumer goods rental	1 038	4 212	17 139	57	25	37	9	—	—	—	—	—	—
53223	Video tape & disc rental	622	1 606	6 463	55	10	13	27	5	—	—	—	—	—
532230	Video tape & disc rental	622	1 606	6 463	55	10	13	27	5	—	—	—	—	—
53229	Other consumer goods rental	335	2 068	8 408	45	26	5	10	4	—	—	—	—	—
532299	All other consumer goods rental	183	984	3 745	22	12	4	4	2	—	—	—	—	—
5324	Commercial, industrial equip rental & leasing	2 323	24 610	108 871	49	24	6	9	8	1	—	—	—	1
53241	Const, trans, mining equip rental & leasing	184	2 464	10 524	18	8	2	3	5	—	—	—	—	—
532412	Const, mining, forestry equip rental & leasing	161	1 890	6 858	9	1	1	2	5	—	—	—	—	—
53249	Oth commercial, industrial equip rental, lease	2 121	21 923	97 514	27	13	4	5	3	1	—	—	—	1
532490	Oth commercial, industrial equip rental, lease	2 121	21 923	97 514	27	13	4	5	3	1	—	—	—	1
533	Lessors of other nonfinancial intangible asset	138	2 261	11 491	13	8	3	—	1	1	—	—	—	—
5331	Lessors of other nonfinancial intangible asset	138	2 261	11 491	13	8	3	—	1	1	—	—	—	—
53311	Lessors of other nonfinancial intangible asset	138	2 261	11 491	13	8	3	—	1	1	—	—	—	—
533110	Lessors of other nonfinancial intangible asset	138	2 261	11 491	13	8	3	—	1	1	—	—	—	—
<b>54</b>	<b>Professional, scientific &amp; technical services</b>	<b>36 771</b>	<b>447 300</b>	<b>1 929 589</b>	<b>6 082</b>	<b>4 707</b>	<b>675</b>	<b>408</b>	<b>211</b>	<b>57</b>	<b>13</b>	<b>7</b>	<b>2</b>	<b>2</b>
541	Professional, scientific & technical services	36 771	447 300	1 929 589	6 082	4 707	675	408	211	57	13	7	2	2
5411	Legal services	8 149	109 315	551 513	1 537	1 114	208	126	74	13	2	—	—	—
54111	Offices of lawyers	7 693	106 214	537 331	1 460	1 061	194	121	71	11	2	—	—	—
541110	Offices of lawyers	7 693	106 214	537 331	1 460	1 061	194	121	71	11	2	—	—	—
54119	Other legal services	456	3 101	14 182	77	53	14	5	3	2	—	—	—	—
541191	Title abstract & settlement offices	410	2 716	12 241	59	37	13	4	3	2	—	—	—	—
5412	Accounting, tax prep, bookkeep, payroll services	6 791	45 485	190 840	851	656	92	64	25	7	2	3	1	1
54121	Accounting, tax prep, bookkeep, payroll services	6 791	45 485	190 840	851	656	92	64	25	7	2	3	1	1
541211	Offices of certified public accountants	1 571	17 224	80 357	424	334	52	26	10	2	—	—	—	—
541213	Tax preparation services	861	2 355	6 263	87	41	12	24	7	3	—	—	—	—
541214	Payroll services	3 470	19 904	75 693	35	15	4	4	1	2	3	1	1	1
541219	Other accounting services	889	6 002	28 527	305	266	24	10	4	1	—	—	—	—
5413	Architectural, engineering & related services	5 258	61 753	286 321	766	508	114	83	47	12	2	—	—	—
54131	Architectural services	1 183	16 293	73 880	207	138	35	24	8	1	1	—	—	—
541310	Architectural services	1 183	16 293	73 880	207	138	35	24	8	1	1	—	—	—
54132	Landscape architectural services	520	4 536	22 494	78	50	16	5	6	1	—	—	—	—
541320	Landscape architectural services	520	4 536	22 494	78	50	16	5	6	1	—	—	—	—
54133	Engineering services	2 585	33 650	157 447	314	207	44	31	21	10	1	—	—	—
541330	Engineering services	2 585	33 650	157 447	314	207	44	31	21	10	1	—	—	—
54135	Building inspection services	110	828	3 830	49	45	2	2	—	—	—	—	—	—
541350	Building inspection services	110	828	3 830	49	45	2	2	—	—	—	—	—	—
54137	Surveying, mapping (exc geophysical) services	513	3 848	18 021	62	28	11	17	6	—	—	—	—	—
541370	Surveying, mapping (exc geophysical) services	513	3 848	18 021	62	28	11	17	6	—	—	—	—	—
54138	Testing laboratories	298	2 222	8 647	21	7	5	3	6	—	—	—	—	—
541380	Testing laboratories	298	2 222	8 647	21	7	5	3	6	—	—	—	—	—
5414	Specialized design services	882	6 461	28 572	381	330	43	6	2	—	—	—	—	—
54141	Interior design services	646	4 924	21 942	257	217	33	5	2	—	—	—	—	—
541410	Interior design services	646	4 924	21 942	257	217	33	5	2	—	—	—	—	—
54143	Graphic design services	169	1 055	4 559	93	87	6	—	—	—	—	—	—	—
541430	Graphic design services	169	1 055	4 559	93	87	6	—	—	—	—	—	—	—
5415	Computer systems design & related services	6 934	132 830	483 536	539	450	41	22	12	6	4	3	—	1
54151	Computer systems design & related services	6 934	132 830	483 536	539	450	41	22	12	6	4	3	—	1
541511	Custom computer programming services	1 957	33 623	139 493	262	214	24	9	6	4	3	2	—	—
541512	Computer systems design services	780	11 730	46 454	183	154	13	10	4	1	1	—	—	—
5416	Management, sci & tech consulting services	3 753	43 944	193 666	1 222	1 080	72	40	20	8	1	1	—	—
54161	Management consulting services	3 072	36 334	159 005	1 042	930	58	31	16	5	1	1	—	—
541611	Admin & gen management consulting services	1 914	21 208	93 348	590	529	30	17	8	5	—	1	—	—
541612	Human res & exec search consulting services	392	3 522	16 421	120	99	10	7	4	—	—	—	—	—
541613	Marketing consulting services	457	4 165	21 238	248	226	12	7	3	—	—	—	—	—
541614	Process, phys dist & log consulting services	237	6 991	25 735	44	39	4	—	—	—	1	—	—	—
54162	Environmental consulting services	297	2 710	12 440	49	37	4	4	3	1	—	—	—	—
541620	Environmental consulting services	297	2 710	12 440	49	37	4	4	3	1	—	—	—	—
54169	Oth scientific & technical consulting services	384	4 900	22 221	131	113	10	5	1	2	—	—	—	—
541690	Oth scientific & technical consulting services	384	4 900	22 221	131	113	10	5	1	2	—	—	—	—

See footnotes at end of table.

**Table 6. Counties—Employees, Payroll, and Establishments by Industry: 2003—Con.**

[Excludes most government employees, railroad employees, and self-employed persons. Size class 1 to 4 includes establishments with payroll, but no employees, during mid-March pay period. (D) denotes figures withheld to avoid disclosing data for individual companies; the data are included in broader industry totals. Detailed industries with 100 or more employees are shown if industry was not a (D). For explanation of terms, abbreviations, and data reliability/comparability, see introductory text]

NAICS code	Industry	Number of employees for week including March 12	Payroll (\$1,000)		Total number of establishments	Number of establishments by employment-size class									
			First quarter	Annual		1 to 4	5 to 9	10 to 19	20 to 49	50 to 99	100 to 249	250 to 499	500 to 999	1,000 or more	
<b>PALM BEACH—Con.</b>															
<b>54</b>	<b>Professional, scientific &amp; technical services—Con.</b>														
541	Professional, scientific & technical services—Con.														
5417	Scientific R&D services	788	15 170	53 614	52	33	5	8	1	3	2	—	—	—	
54171	R&D in physical, engineering & life sciences	(F)	(D)	(D)	47	29	5	8	1	3	1	—	—	—	
54172	R&D in social sciences & humanities	(C)	(D)	(D)	5	4	—	—	—	—	1	—	—	—	
5418	Advertising & related services	1 078	12 825	53 101	247	188	34	16	7	2	—	—	—	—	
54181	Advertising agencies	494	5 980	23 171	88	64	13	5	5	1	—	—	—	—	
541810	Advertising agencies	494	5 980	23 171	88	64	13	5	5	1	—	—	—	—	
54182	Public relations agencies	113	1 016	4 602	42	35	5	2	—	—	—	—	—	—	
541820	Public relations agencies	113	1 016	4 602	42	35	5	2	—	—	—	—	—	—	
54184	Media representatives	112	2 460	9 977	21	17	2	1	—	1	—	—	—	—	
541840	Media representatives	112	2 460	9 977	21	17	2	1	—	1	—	—	—	—	
54189	Other services related to advertising	198	1 454	6 424	57	44	9	3	1	—	—	—	—	—	
541890	Other services related to advertising	198	1 454	6 424	57	44	9	3	1	—	—	—	—	—	
5419	Oth professional, scientific, technical services	3 138	19 517	88 426	487	348	66	43	23	6	—	—	1	—	
54191	Marketing research & public opinion polling	295	2 617	10 750	36	27	2	3	2	2	—	—	—	—	
541910	Marketing research & public opinion polling	295	2 617	10 750	36	27	2	3	2	2	—	—	—	—	
54192	Photographic services	202	942	4 066	70	58	10	1	—	—	—	—	—	—	
541921	Photography studios, portrait	167	800	3 404	49	38	9	1	—	—	—	—	—	—	
54194	Veterinary services	1 303	7 501	34 112	157	65	43	35	14	—	—	—	—	—	
541940	Veterinary services	1 303	7 501	34 112	157	65	43	35	14	—	—	—	—	—	
54199	All oth prof, scientific & technical services	1 330	8 388	39 140	216	190	11	4	6	4	—	—	1	—	
541990	All oth prof, scientific & technical services	1 330	8 388	39 140	216	190	11	4	6	4	—	—	1	—	
<b>55</b>	<b>Management of companies &amp; enterprises</b>	<b>13 935</b>	<b>287 819</b>	<b>1 125 531</b>	<b>224</b>	<b>96</b>	<b>28</b>	<b>31</b>	<b>31</b>	<b>12</b>	<b>16</b>	<b>5</b>	<b>2</b>	<b>3</b>	
551	Management of companies & enterprises	13 935	287 819	1 125 531	224	96	28	31	31	12	16	5	2	3	
5511	Management of companies & enterprises	13 935	287 819	1 125 531	224	96	28	31	31	12	16	5	2	3	
55111	Management of companies & enterprises	13 935	287 819	1 125 531	224	96	28	31	31	12	16	5	2	3	
551112	Offices of other holding companies	1 165	13 777	59 654	70	47	8	7	2	3	2	1	—	—	
551114	Corp, subsidiary & regional managing offices	12 722	273 413	1 061 143	147	44	20	23	28	9	14	4	2	3	
<b>56</b>	<b>Admin, support, waste mgt, remediation services</b>	<b>45 767</b>	<b>307 296</b>	<b>1 207 325</b>	<b>2 749</b>	<b>1 831</b>	<b>348</b>	<b>236</b>	<b>179</b>	<b>80</b>	<b>51</b>	<b>11</b>	<b>9</b>	<b>4</b>	
561	Administrative & support services	44 929	299 579	1 176 101	2 701	1 803	345	228	173	79	49	11	9	4	
5611	Office administrative services	3 016	32 273	127 199	257	172	36	20	17	6	4	2	—	—	
56111	Office administrative services	3 016	32 273	127 199	257	172	36	20	17	6	4	2	—	—	
561110	Office administrative services	3 016	32 273	127 199	257	172	36	20	17	6	4	2	—	—	
5612	Facilities support services	347	2 491	9 706	18	12	2	—	2	1	1	—	—	—	
56121	Facilities support services	347	2 491	9 706	18	12	2	—	2	1	1	—	—	—	
561210	Facilities support services	347	2 491	9 706	18	12	2	—	2	1	1	—	—	—	
5613	Employment services	21 305	132 603	524 840	227	86	12	21	45	28	21	4	6	4	
56131	Employment placement agencies	487	2 574	10 746	52	35	5	6	4	1	—	—	—	—	
561310	Employment placement agencies	487	2 574	10 746	52	35	5	6	4	1	—	—	—	—	
56132	Temporary help services	10 203	66 135	270 549	133	31	4	13	35	23	19	3	4	1	
561320	Temporary help services	10 203	66 135	270 549	133	31	4	13	35	23	19	3	4	1	
56133	Employee leasing services	10 615	63 894	243 545	42	20	3	2	6	4	1	1	2	3	
561330	Employee leasing services	10 615	63 894	243 545	42	20	3	2	6	4	1	1	2	3	
5614	Business support services	2 434	20 948	81 075	314	240	30	20	16	6	1	1	—	—	
56141	Document preparation services	(C)	(D)	(D)	69	62	5	2	—	—	—	—	—	—	
56142	Telephone call centers	873	7 211	29 983	29	14	4	3	3	—	1	—	—	—	
561421	Telephone answering services	165	1 028	4 601	8	1	2	2	3	—	—	—	—	—	
561422	Telemarketing bureaus	708	6 183	25 382	21	13	2	2	—	3	—	1	—	—	
56143	Business service centers	393	1 949	8 438	75	54	10	6	4	1	—	—	—	—	
561431	Private mail centers	144	643	2 985	46	37	7	1	1	—	—	—	—	—	
561439	Oth business service centers (incl copy shops)	249	1 306	5 453	29	17	3	5	3	1	—	—	—	—	
56144	Collection agencies	486	4 498	17 968	42	27	2	5	6	2	—	—	—	—	
561440	Collection agencies	486	4 498	17 968	42	27	2	5	6	2	—	—	—	—	
56145	Credit bureaus	(C)	(D)	(D)	6	5	—	—	—	—	1	—	—	—	
56149	Other business support services	305	1 951	9 380	93	78	9	3	3	—	—	—	—	—	
561492	Court reporting & stenotype services	183	1 273	5 572	68	61	3	2	2	—	—	—	—	—	
561499	All other business support services	104	575	3 440	19	12	5	1	1	—	—	—	—	—	
5615	Travel arrangement & reservation services	2 040	15 625	60 464	162	114	20	17	5	2	3	—	1	—	
56151	Travel agencies	975	8 404	33 512	134	97	18	15	1	1	2	—	—	—	
561510	Travel agencies	975	8 404	33 512	134	97	18	15	1	1	2	—	—	—	
56159	Oth travel arrangement & reservation services	1 046	7 077	26 316	19	9	1	2	4	1	1	—	1	—	
5616	Investigation & security services	4 619	43 086	149 614	179	108	21	17	11	9	8	4	1	—	
56161	Investigation, guard & armored car services	3 630	18 150	70 309	95	58	9	6	5	6	6	4	1	—	
561611	Investigation services	102	717	3 101	47	40	5	2	—	—	—	—	—	—	
561612	Security guards & patrol services	3 402	16 442	63 246	44	17	4	3	5	6	4	1	—	—	
561613	Armored car services	126	991	3 962	4	1	—	—	2	1	—	—	—	—	
56162	Security systems services	989	24 936	79 305	84	50	12	11	6	3	2	—	—	—	
561621	Security systems services (except locksmiths)	864	24 170	76 381	48	24	6	8	5	3	2	—	—	—	
561622	Locksmiths	125	766	2 924	36	26	6	3	1	—	—	—	—	—	
5617	Services to buildings & dwellings	10 345	47 409	202 471	1 395	954	205	127	72	27	9	—	1	—	
56171	Exterminating & pest control services	1 209	7 783	33 139	135	85	20	14	12	3	1	—	—	—	
561710	Exterminating & pest control services	1 209	7 783	33 139	135	85	20	14	12	3	1	—	—	—	
56172	Janitorial services	2 663	7 974	31 928	313	224	46	20	12	7	3	—	1	—	
561720	Janitorial services	2 663	7 974	31 928	313	224	46	20	12	7	3	—	1	—	
56173	Landscaping services	5 501	26 417	115 693	696	452	105	76	42	16	5	—	—	—	
561730	Landscaping services	5 501	26 417	115 693	696	452	105	76	42	16	5	—	—	—	
56174	Carpet & upholstery cleaning services	217	1 160	4 689	53	37	12	3	1	—	—	—	—	—	
561740	Carpet & upholstery cleaning services	217	1 160	4 689	53	37	12	3	1	—	—	—	—	—	
56179	Other services to buildings & dwellings	755	4 075	17 022	198	156	22	14	5	1	—	—	—	—	
561790	Other services to buildings & dwellings	755	4 075	17 022	198	156	22	14	5	1	—	—	—	—	

See footnotes at end of table.

**Table 6. Counties—Employees, Payroll, and Establishments by Industry: 2003—Con.**

[Excludes most government employees, railroad employees, and self-employed persons. Size class 1 to 4 includes establishments with payroll, but no employees, during mid-March pay period. (D) denotes figures withheld to avoid disclosing data for individual companies; the data are included in broader industry totals. Detailed industries with 100 or more employees are shown if industry was not a (D). For explanation of terms, abbreviations, and data reliability/comparability, see introductory text]

NAICS code	Industry	Number of employees for week including March 12	Payroll (\$1,000)		Total number of establishments	Number of establishments by employment-size class									
			First quarter	Annual		1 to 4	5 to 9	10 to 19	20 to 49	50 to 99	100 to 249	250 to 499	500 to 999	1,000 or more	
<b>PALM BEACH—Con.</b>															
<b>56</b>	<b>Admin, support, waste mgt, remediation services—Con.</b>														
561	Administrative & support services—Con.														
5619	Other support services	823	5 144	20 732	149	117	19	6	5	—	2	—	—	—	
56192	Convention & trade show organizers	112	1 323	5 577	20	12	5	1	2	—	—	—	—	—	
561920	Convention & trade show organizers	112	1 323	5 577	20	12	5	1	2	—	—	—	—	—	
56199	All other support services	696	3 758	14 918	124	101	13	5	3	—	2	—	—	—	
561990	All other support services	696	3 758	14 918	124	101	13	5	3	—	2	—	—	—	
562	Waste management & remediation services	838	7 717	31 224	48	28	3	6	1	2	—	—	—	—	
5621	Waste collection	586	6 011	23 615	23	13	2	4	1	1	2	—	—	—	
56211	Waste collection	586	6 011	23 615	23	13	2	4	1	1	2	—	—	—	
562111	Solid waste collection	575	5 843	22 634	15	5	2	4	1	1	2	—	—	—	
5629	Remediation & oth waste management services	244	1 624	7 253	19	9	1	4	5	—	—	—	—	—	
<b>61</b>	<b>Educational services</b>	<b>7 247</b>	<b>45 003</b>	<b>186 164</b>	<b>407</b>	<b>235</b>	<b>54</b>	<b>46</b>	<b>41</b>	<b>19</b>	<b>8</b>	<b>2</b>	<b>2</b>	<b>—</b>	
611	Educational services	7 247	45 003	186 164	407	235	54	46	41	19	8	2	2	—	
6111	Elementary & secondary schools	3 497	22 768	94 588	104	21	14	26	22	14	6	1	—	—	
61111	Elementary & secondary schools	3 497	22 768	94 588	104	21	14	26	22	14	6	1	—	—	
611110	Elementary & secondary schools	3 497	22 768	94 588	104	21	14	26	22	14	6	1	—	—	
6112	Junior colleges	(C)	(D)	(D)	2	1	—	—	—	—	1	—	—	—	
61121	Junior colleges	(C)	(D)	(D)	2	1	—	—	—	—	1	—	—	—	
6113	Colleges, universities & professional schools	2 064	11 846	48 711	12	3	—	—	3	2	1	1	2	—	
61131	Colleges, universities & professional schools	2 064	11 846	48 711	12	3	—	—	3	2	1	1	2	—	
611310	Colleges, universities & professional schools	2 064	11 846	48 711	12	3	—	—	3	2	1	1	2	—	
6114	Business schools & computer & mgt training	274	2 516	10 236	36	29	2	—	3	2	—	—	—	—	
61143	Professional, management development training	187	1 824	8 212	25	21	1	—	1	2	—	—	—	—	
611430	Professional, management development training	187	1 824	8 212	25	21	1	—	1	2	—	—	—	—	
6115	Technical & trade schools	266	2 412	9 833	41	29	4	4	3	1	—	—	—	—	
61151	Technical & trade schools	266	2 412	9 833	41	29	4	4	3	1	—	—	—	—	
611519	Other technical & trade schools	110	839	3 192	20	15	1	2	2	—	—	—	—	—	
6116	Other schools & instruction	900	3 320	14 361	187	130	31	16	10	—	—	—	—	—	
61161	Fine arts schools	211	886	3 744	50	35	10	4	1	—	—	—	—	—	
611610	Fine arts schools	211	886	3 744	50	35	10	4	1	—	—	—	—	—	
61162	Sports & recreation instruction	314	1 233	5 413	83	62	14	3	4	—	—	—	—	—	
611620	Sports & recreation instruction	314	1 233	5 413	83	62	14	3	4	—	—	—	—	—	
61169	All other schools & instruction	367	1 154	4 844	50	30	6	9	5	—	—	—	—	—	
611691	Exam preparation & tutoring	253	702	2 903	27	11	4	9	3	—	—	—	—	—	
<b>62</b>	<b>Health care and social assistance</b>	<b>60 828</b>	<b>548 205</b>	<b>2 284 582</b>	<b>4 182</b>	<b>2 220</b>	<b>983</b>	<b>541</b>	<b>259</b>	<b>86</b>	<b>69</b>	<b>11</b>	<b>8</b>	<b>5</b>	
621	Ambulatory health care services	26 879	291 840	1 274 687	3 495	1 957	879	419	168	49	20	3	—	—	
6211	Offices of physicians	11 143	167 697	755 775	1 595	831	432	224	92	11	5	—	—	—	
62111	Offices of physicians	11 143	167 697	755 775	1 595	831	432	224	92	11	5	—	—	—	
621111	Offices of physicians (exc mental health)	10 878	165 234	743 683	1 508	760	419	222	91	11	5	—	—	—	
621112	Offices of physicians, mental health	265	2 463	12 092	87	71	13	2	1	—	—	—	—	—	
6212	Offices of dentists	3 950	34 389	154 143	662	300	255	94	12	1	—	—	—	—	
62121	Offices of dentists	3 950	34 389	154 143	662	300	255	94	12	1	—	—	—	—	
621210	Offices of dentists	3 950	34 389	154 143	662	300	255	94	12	1	—	—	—	—	
6213	Offices of other health practitioners	2 770	19 494	88 422	847	665	129	40	12	1	—	—	—	—	
62131	Offices of chiropractors	839	5 490	26 411	247	184	48	13	2	—	—	—	—	—	
621310	Offices of chiropractors	839	5 490	26 411	247	184	48	13	2	—	—	—	—	—	
62132	Offices of optometrists	358	2 506	11 978	101	79	18	1	2	1	—	—	—	—	
621320	Offices of optometrists	358	2 506	11 978	101	79	18	1	2	1	—	—	—	—	
62133	Offices of other mental health practitioners	312	2 352	9 816	123	111	5	3	4	—	—	—	—	—	
621330	Offices of other mental health practitioners	312	2 352	9 816	123	111	5	3	4	—	—	—	—	—	
62134	Offices of PT, OT, speech therapy & audiology	690	5 508	24 055	172	118	34	19	1	—	—	—	—	—	
621340	Offices of PT, OT, speech therapy & audiology	690	5 508	24 055	172	118	34	19	1	—	—	—	—	—	
62139	Offices of all other health practitioners	571	3 638	16 162	204	173	24	4	3	—	—	—	—	—	
621391	Offices of podiatrists	338	2 324	10 319	85	62	19	3	1	—	—	—	—	—	
621399	Offices of all other misc health practitioners	233	1 314	5 843	119	111	5	1	2	—	—	—	—	—	
6214	Outpatient care centers	2 771	22 477	87 597	133	43	23	25	27	11	3	1	—	—	
62141	Family planning centers	226	1 505	5 923	19	4	7	3	5	—	—	—	—	—	
621410	Family planning centers	226	1 505	5 923	19	4	7	3	5	—	—	—	—	—	
62142	Outpatient mental health, substance abuse ctrs	1 000	7 965	28 463	34	12	6	2	7	5	2	—	—	—	
621420	Outpatient mental health, substance abuse ctrs	1 000	7 965	28 463	34	12	6	2	7	5	2	—	—	—	
62149	Other outpatient care centers	1 545	13 007	53 211	80	27	10	20	15	6	1	—	—	—	
621493	Freestanding ambulatory surgery, emergency ctr	479	3 459	14 983	19	7	—	4	4	4	—	—	—	—	
621498	All other outpatient care centers	527	5 270	22 435	32	15	5	8	2	1	—	1	—	—	
6215	Medical & diagnostic laboratories	937	14 809	55 814	89	37	24	18	6	4	—	—	—	—	
62151	Medical & diagnostic laboratories	937	14 809	55 814	89	37	24	18	6	4	—	—	—	—	
621511	Medical laboratories	245	5 317	13 608	27	11	8	6	2	—	—	—	—	—	
621512	Diagnostic imaging centers	692	9 492	42 206	62	26	16	12	4	4	—	—	—	—	
6216	Home health care services	4 783	28 670	115 610	126	54	11	12	16	20	11	2	—	—	
62161	Home health care services	4 783	28 670	115 610	126	54	11	12	16	20	11	2	—	—	
621610	Home health care services	4 783	28 670	115 610	126	54	11	12	16	20	11	2	—	—	
6219	Other ambulatory health care services	525	4 304	17 326	43	27	5	6	3	1	1	—	—	—	
62191	Ambulance services	(C)	(D)	(D)	5	1	1	1	1	—	1	—	—	—	
62199	All other ambulatory health care services	(E)	(D)	(D)	38	26	4	5	2	1	—	—	—	—	

See footnotes at end of table.

**Table 6. Counties—Employees, Payroll, and Establishments by Industry: 2003—Con.**

[Excludes most government employees, railroad employees, and self-employed persons. Size class 1 to 4 includes establishments with payroll, but no employees, during mid-March pay period. (D) denotes figures withheld to avoid disclosing data for individual companies; the data are included in broader industry totals. Detailed industries with 100 or more employees are shown if industry was not a (D). For explanation of terms, abbreviations, and data reliability/comparability, see introductory text]

NAICS code	Industry	Number of employees for week including March 12	Payroll (\$1,000)		Total number of establishments	Number of establishments by employment-size class									
			First quarter	Annual		1 to 4	5 to 9	10 to 19	20 to 49	50 to 99	100 to 249	250 to 499	500 to 999	1,000 or more	
<b>PALM BEACH—Con.</b>															
<b>62 Health care and social assistance—Con.</b>															
622	Hospitals	(J)	(D)	(D)	24	6	2	—	1	—	2	1	7	5	
6221	General medical & surgical hospitals	14 079	146 980	571 175	15	3	—	—	—	—	1	—	6	5	
62211	General medical & surgical hospitals	14 079	146 980	571 175	15	3	—	—	—	—	1	—	6	5	
622110	General medical & surgical hospitals	14 079	146 980	571 175	15	3	—	—	—	—	1	—	6	5	
6222	Psychiatric & substance abuse hospitals	(E)	(D)	(D)	4	1	1	—	1	—	1	—	—	—	
62221	Psychiatric & substance abuse hospitals	(E)	(D)	(D)	4	1	1	—	1	—	1	—	—	—	
6223	Other specialty hospitals	(G)	(D)	(D)	5	2	1	—	—	—	—	1	1	—	
62231	Other specialty hospitals	(G)	(D)	(D)	5	2	1	—	—	—	—	1	1	—	
623	Nursing & residential care facilities	12 424	68 671	277 866	212	63	26	26	24	23	43	6	1	—	
6231	Nursing care facilities	6 714	39 724	171 484	70	13	4	7	7	8	28	2	1	—	
62311	Nursing care facilities	6 714	39 724	171 484	70	13	4	7	7	8	28	2	1	—	
623110	Nursing care facilities	6 714	39 724	171 484	70	13	4	7	7	8	28	2	1	—	
6232	Residential mental retardation, health facil	830	4 861	18 547	57	24	13	11	6	2	1	—	—	—	
62321	Residential mental retardation facilities	267	1 223	4 578	34	20	9	3	1	1	—	—	—	—	
623210	Residential mental retardation facilities	267	1 223	4 578	34	20	9	3	1	1	—	—	—	—	
62322	Residential mental health, subst abuse facil	563	3 638	13 969	23	4	4	8	5	1	1	—	—	—	
623220	Residential mental health, subst abuse facil	563	3 638	13 969	23	4	4	8	5	1	1	—	—	—	
6233	Community care facilities for the elderly	4 612	22 498	81 522	70	22	5	4	10	11	14	4	—	—	
62331	Community care facilities for the elderly	4 612	22 498	81 522	70	22	5	4	10	11	14	4	—	—	
623311	Continuing care retirement communities	2 744	14 780	59 259	22	4	1	—	2	3	9	3	—	—	
623312	Homes for the elderly	1 868	7 718	22 263	48	18	4	4	8	8	5	1	—	—	
6239	Other residential care facilities	268	1 588	6 313	15	4	4	4	1	2	—	—	—	—	
62399	Other residential care facilities	268	1 588	6 313	15	4	4	4	1	2	—	—	—	—	
623990	Other residential care facilities	268	1 588	6 313	15	4	4	4	1	2	—	—	—	—	
624	Social assistance	(I)	(D)	(D)	451	194	76	96	66	14	4	1	—	—	
6241	Individual & family services	2 252	11 842	49 675	188	111	31	22	12	8	3	1	—	—	
62411	Child & youth services	329	1 943	8 790	28	13	10	3	—	1	1	—	—	—	
624110	Child & youth services	329	1 943	8 790	28	13	10	3	—	1	1	—	—	—	
62412	Services for elderly & disabled persons	923	4 359	19 004	47	21	8	7	4	5	2	—	—	—	
624120	Services for elderly & disabled persons	923	4 359	19 004	47	21	8	7	4	5	2	—	—	—	
62419	Other individual & family services	1 000	5 540	21 881	113	77	13	12	8	2	—	1	—	—	
624190	Other individual & family services	1 000	5 540	21 881	113	77	13	12	8	2	—	1	—	—	
6242	Community, emergency & other relief services	(C)	(D)	(D)	23	16	1	2	4	—	—	—	—	—	
62422	Community housing services	105	652	2 996	12	9	—	1	2	—	—	—	—	—	
6243	Vocational rehabilitation services	609	1 806	7 879	25	13	3	2	3	1	—	—	—	—	
62431	Vocational rehabilitation services	609	1 806	7 879	25	13	3	2	3	1	—	—	—	—	
624310	Vocational rehabilitation services	609	1 806	7 879	25	13	3	2	3	1	—	—	—	—	
6244	Child day care services	2 856	10 716	45 191	215	54	41	69	48	3	—	—	—	—	
62441	Child day care services	2 856	10 716	45 191	215	54	41	69	48	3	—	—	—	—	
624410	Child day care services	2 856	10 716	45 191	215	54	41	69	48	3	—	—	—	—	
<b>71</b>	<b>Arts, entertainment &amp; recreation</b>	<b>14 257</b>	<b>85 086</b>	<b>315 895</b>	<b>682</b>	<b>431</b>	<b>77</b>	<b>42</b>	<b>57</b>	<b>42</b>	<b>22</b>	<b>8</b>	<b>3</b>	<b>—</b>	
711	Performing arts, spectator sports & related industries	2 059	14 838	63 271	289	240	22	9	10	5	2	—	1	—	
7111	Performing arts companies	379	3 097	11 261	63	51	4	1	5	2	—	—	—	—	
71111	Theater companies & dinner theaters	176	1 296	4 847	20	15	1	—	3	1	—	—	—	—	
711110	Theater companies & dinner theaters	176	1 296	4 847	20	15	1	—	3	1	—	—	—	—	
71119	Other performing arts companies	101	939	4 089	9	5	1	1	2	—	—	—	—	—	
711190	Other performing arts companies	101	939	4 089	9	5	1	1	2	—	—	—	—	—	
7112	Spectator sports	773	4 733	22 105	50	41	5	1	—	2	—	—	1	—	
71121	Spectator sports	773	4 733	22 105	50	41	5	1	—	2	—	—	1	—	
7113	Promoters of entertainment events	636	4 564	17 522	41	27	3	4	4	1	2	—	—	—	
71131	Promoters of entertainment events with facility	411	1 737	6 937	16	9	3	—	2	—	2	—	—	—	
711310	Promoters of entertainment events with facility	411	1 737	6 937	16	9	3	—	2	—	2	—	—	—	
71132	Promoters of entertainment events without facility	225	2 827	10 585	25	18	—	4	2	1	—	—	—	—	
711320	Promoters of entertainment events without facility	225	2 827	10 585	25	18	—	4	2	1	—	—	—	—	
7115	Independent artists, writers & performers	176	1 418	7 618	107	97	9	1	—	—	—	—	—	—	
71151	Independent artists, writers & performers	176	1 418	7 618	107	97	9	1	—	—	—	—	—	—	
711510	Independent artists, writers & performers	176	1 418	7 618	107	97	9	1	—	—	—	—	—	—	
712	Museums, historical sites & like institutions	575	3 849	15 918	33	16	7	2	5	2	1	—	—	—	
7121	Museums, historical sites & like institutions	575	3 849	15 918	33	16	7	2	5	2	1	—	—	—	
71211	Museums	327	2 546	10 274	25	12	6	1	5	1	—	—	—	—	
712110	Museums	327	2 546	10 274	25	12	6	1	5	1	—	—	—	—	
71213	Zoos & botanical gardens	231	1 193	5 232	5	2	1	—	—	1	—	—	—	—	
712130	Zoos & botanical gardens	231	1 193	5 232	5	2	1	—	—	1	—	—	—	—	
713	Amusement, gambling & recreation industries	11 623	66 399	236 706	360	175	48	31	42	35	19	8	2	—	
7131	Amusement parks & arcades	(C)	(D)	(D)	8	4	—	1	2	1	—	—	—	—	
71312	Amusement arcades	(C)	(D)	(D)	4	2	—	—	1	1	—	—	—	—	
7132	Gambling industries	(E)	(D)	(D)	3	1	—	—	1	—	—	1	—	—	
71329	Other gambling industries	(E)	(D)	(D)	2	1	—	—	—	—	—	1	—	—	
7139	Other amusement & recreation industries	11 016	63 431	224 563	349	170	48	30	39	34	19	7	2	—	
71391	Golf courses & country clubs	8 317	51 254	176 354	90	16	5	5	14	25	16	7	2	—	
713910	Golf courses & country clubs	8 317	51 254	176 354	90	16	5	5	14	25	16	7	2	—	
71393	Marinas	391	2 543	9 706	42	25	9	3	3	2	—	—	—	—	
713930	Marinas	391	2 543	9 706	42	25	9	3	3	2	—	—	—	—	
71394	Fitness & recreational sports centers	1 514	5 444	22 792	144	78	28	17	16	3	2	—	—	—	
713940	Fitness & recreational sports centers	1 514	5 444	22 792	144	78	28	17	16	3	2	—	—	—	
71395	Bowling centers	145	535	2 082	5	—	—	—	2	1	—	—	—	—	
713950	Bowling centers	145	535	2 082	5	—	—	—	2	1	—	—	—	—	

See footnotes at end of table.



**Table 6. Counties—Employees, Payroll, and Establishments by Industry: 2003—Con.**

[Excludes most government employees, railroad employees, and self-employed persons. Size class 1 to 4 includes establishments with payroll, but no employees, during mid-March pay period. (D) denotes figures withheld to avoid disclosing data for individual companies; the data are included in broader industry totals. Detailed industries with 100 or more employees are shown if industry was not a (D). For explanation of terms, abbreviations, and data reliability/comparability, see introductory text]

NAICS code	Industry	Number of employees for week including March 12	Payroll (\$1,000)		Total number of establishments	Number of establishments by employment-size class										
			First quarter	Annual		1 to 4	5 to 9	10 to 19	20 to 49	50 to 99	100 to 249	250 to 499	500 to 999	1,000 or more		
<b>71</b>	<b>PALM BEACH—Con.</b>															
	<b>Arts, entertainment &amp; recreation—Con.</b>															
713	Amusement, gambling & recreation industries—Con.															
71399	Other amusement & recreation industries—Con.															
71399	All other amusement & recreation industries .....	649	3 655	13 629	68	51	6	3	4	3	1	—	—	—	—	—
713990	All other amusement & recreation industries .....	649	3 655	13 629	68	51	6	3	4	3	1	—	—	—	—	—
<b>72</b>	<b>Accommodation &amp; food services .....</b>	<b>49 199</b>	<b>188 445</b>	<b>734 014</b>	<b>2 347</b>	<b>863</b>	<b>411</b>	<b>366</b>	<b>443</b>	<b>206</b>	<b>53</b>	<b>3</b>	<b>—</b>	<b>—</b>	<b>—</b>	<b>2</b>
721	Accommodation .....	9 000	55 279	223 178	168	65	24	13	35	15	11	3	—	—	—	2
7211	Traveler accommodation .....	8 937	55 044	222 390	154	58	18	12	35	15	11	3	—	—	—	2
72111	Hotels (exc casino hotels) & motels .....	8 923	55 006	222 260	148	53	17	12	35	15	11	3	—	—	—	2
721110	Hotels (exc casino hotels) & motels .....	8 923	55 006	222 260	148	53	17	12	35	15	11	3	—	—	—	2
722	Food services & drinking places .....	40 199	133 166	510 836	2 179	798	387	353	408	191	42	—	—	—	—	—
7221	Full-service restaurants .....	24 917	88 748	331 134	1 029	335	182	136	191	149	36	—	—	—	—	—
72211	Full-service restaurants .....	24 917	88 748	331 134	1 029	335	182	136	191	149	36	—	—	—	—	—
722110	Full-service restaurants .....	24 917	88 748	331 134	1 029	335	182	136	191	149	36	—	—	—	—	—
7222	Limited-service eating places .....	12 157	33 919	137 680	900	341	156	183	188	29	3	—	—	—	—	—
72221	Limited-service eating places .....	12 157	33 919	137 680	900	341	156	183	188	29	3	—	—	—	—	—
722211	Limited-service restaurants .....	10 023	28 189	113 499	704	265	115	130	168	24	2	—	—	—	—	—
722212	Cafeterias .....	479	1 553	6 094	29	13	4	6	4	1	1	—	—	—	—	—
722213	Snack & nonalcoholic beverage bars .....	1 655	4 177	18 087	167	63	37	47	16	4	1	—	—	—	—	—
7223	Special food services .....	1 921	6 650	27 178	139	59	31	20	19	8	2	—	—	—	—	—
72231	Food service contractors .....	1 419	4 963	21 353	76	23	19	12	13	7	2	—	—	—	—	—
722310	Food service contractors .....	1 419	4 963	21 353	76	23	19	12	13	7	2	—	—	—	—	—
72232	Caterers .....	410	1 401	4 697	47	23	11	7	5	1	—	—	—	—	—	—
722320	Caterers .....	410	1 401	4 697	47	23	11	7	5	1	—	—	—	—	—	—
7224	Drinking places (alcoholic beverages) .....	1 204	3 849	14 844	111	63	18	14	10	5	1	—	—	—	—	—
72241	Drinking places (alcoholic beverages) .....	1 204	3 849	14 844	111	63	18	14	10	5	1	—	—	—	—	—
722410	Drinking places (alcoholic beverages) .....	1 204	3 849	14 844	111	63	18	14	10	5	1	—	—	—	—	—
<b>81</b>	<b>Other services (except public administration) .....</b>	<b>24 139</b>	<b>126 851</b>	<b>515 928</b>	<b>3 546</b>	<b>2 311</b>	<b>593</b>	<b>419</b>	<b>164</b>	<b>39</b>	<b>18</b>	<b>2</b>	<b>—</b>	<b>—</b>	<b>—</b>	<b>—</b>
811	Repair & maintenance .....	4 215	26 422	108 803	1 116	856	163	76	18	2	1	—	—	—	—	—
8111	Automotive repair & maintenance .....	2 565	14 710	60 613	658	485	113	51	8	1	—	—	—	—	—	—
81111	Automotive mechanical & electrical R&M .....	1 284	7 750	31 143	408	325	62	21	—	—	—	—	—	—	—	—
811111	General automotive repair .....	1 053	6 375	25 610	342	275	50	17	—	—	—	—	—	—	—	—
811113	Automotive transmission repair .....	119	747	2 993	30	21	6	3	—	—	—	—	—	—	—	—
81112	Automotive body, paint, interior & glass repair .....	665	4 363	18 328	159	106	35	18	—	—	—	—	—	—	—	—
811121	Automotive body, paint & interior R&M .....	580	3 831	16 028	135	90	28	17	—	—	—	—	—	—	—	—
81119	Other automotive R&M .....	616	2 597	11 142	91	54	16	12	8	1	—	—	—	—	—	—
811191	Automotive oil change & lubrication shops .....	238	1 048	4 891	28	6	13	7	2	—	—	—	—	—	—	—
811192	Car washes .....	341	1 359	5 413	50	38	1	4	6	1	—	—	—	—	—	—
8112	Electronic & precision equipment R&M .....	530	4 374	18 147	94	70	13	5	4	1	1	—	—	—	—	—
81121	Electronic & precision equipment R&M .....	530	4 374	18 147	94	70	13	5	4	1	1	—	—	—	—	—
811212	Computer & office machine R&M .....	127	917	3 923	37	29	5	2	1	—	—	—	—	—	—	—
811219	Other electronic & precision equipment R&M .....	238	2 204	9 266	19	12	4	—	1	1	1	—	—	—	—	—
8113	Commercial equipment (exc auto & elec) R&M .....	309	2 149	8 562	83	65	5	13	—	—	—	—	—	—	—	—
81131	Commercial equipment (exc auto & elec) R&M .....	309	2 149	8 562	83	65	5	13	—	—	—	—	—	—	—	—
811310	Commercial equipment (exc auto & elec) R&M .....	309	2 149	8 562	83	65	5	13	—	—	—	—	—	—	—	—
8114	Personal & household goods R&M .....	811	5 189	21 481	281	236	32	7	6	—	—	—	—	—	—	—
81141	Home, garden equipment & appliance R&M .....	245	1 592	6 522	67	51	11	3	2	—	—	—	—	—	—	—
811412	Appliance repair & maintenance .....	216	1 406	5 689	53	39	10	2	2	—	—	—	—	—	—	—
81142	Reupholstery & furniture repair .....	135	607	2 419	57	50	7	—	—	—	—	—	—	—	—	—
811420	Reupholstery & furniture repair .....	135	607	2 419	57	50	7	—	—	—	—	—	—	—	—	—
81149	Other personal & household goods R&M .....	406	2 896	12 144	146	125	13	4	4	—	—	—	—	—	—	—
811490	Other personal & household goods R&M .....	406	2 896	12 144	146	125	13	4	4	—	—	—	—	—	—	—
812	Personal & laundry services .....	7 860	33 610	133 350	1 226	772	221	162	56	10	5	—	—	—	—	—
8121	Personal care services .....	4 543	20 227	78 072	680	406	129	98	38	8	1	—	—	—	—	—
81211	Hair, nail & skin care services .....	3 867	17 427	66 213	584	334	115	94	35	6	—	—	—	—	—	—
812112	Beauty salons .....	3 349	16 026	60 917	518	290	108	86	31	3	—	—	—	—	—	—
812113	Nail salons .....	456	1 235	4 580	49	30	7	6	3	3	—	—	—	—	—	—
81219	Other personal care services .....	676	2 800	11 859	96	72	14	4	3	2	1	—	—	—	—	—
812191	Diet & weight reducing centers .....	263	921	3 651	25	17	5	2	—	—	1	—	—	—	—	—
812199	Other personal care services .....	413	1 879	8 208	71	55	9	2	3	2	—	—	—	—	—	—
8122	Death care services .....	507	2 716	11 086	56	19	13	20	4	—	—	—	—	—	—	—
81221	Funeral homes .....	325	1 945	7 644	42	16	10	15	1	—	—	—	—	—	—	—
812210	Funeral homes .....	325	1 945	7 644	42	16	10	15	1	—	—	—	—	—	—	—
81222	Cemeteries & crematories .....	182	771	3 442	14	3	3	5	3	—	—	—	—	—	—	—
812220	Cemeteries & crematories .....	182	771	3 442	14	3	3	5	3	—	—	—	—	—	—	—
8123	Drycleaning & laundry services .....	1 602	6 734	27 737	235	145	45	34	9	—	2	—	—	—	—	—
81231	Coin-operated laundries & drycleaners .....	154	394	1 547	59	51	5	3	—	—	—	—	—	—	—	—
812310	Coin-operated laundries & drycleaners .....	154	394	1 547	59	51	5	3	—	—	—	—	—	—	—	—
81232	Drycleaning & laundry services (exc coin-op) .....	1 036	4 051	15 960	167	92	38	29	8	—	—	—	—	—	—	—
812320	Drycleaning & laundry services (exc coin-op) .....	1 036	4 051	15 960	167	92	38	29	8	—	—	—	—	—	—	—
81233	Linen & uniform supply .....	412	2 289	10 230	9	2	2	2	1	—	2	—	—	—	—	—

See footnotes at end of table.

**Table 6. Counties—Employees, Payroll, and Establishments by Industry: 2003—Con.**

[Excludes most government employees, railroad employees, and self-employed persons. Size class 1 to 4 includes establishments with payroll, but no employees, during mid-March pay period. (D) denotes figures withheld to avoid disclosing data for individual companies; the data are included in broader industry totals. Detailed industries with 100 or more employees are shown if industry was not a (D). For explanation of terms, abbreviations, and data reliability/comparability, see introductory text]

NAICS code	Industry	Number of employees for week including March 12	Payroll (\$1,000)		Total number of establishments	Number of establishments by employment-size class								
			First quarter	Annual		1 to 4	5 to 9	10 to 19	20 to 49	50 to 99	100 to 249	250 to 499	500 to 999	1,000 or more
<b>PALM BEACH—Con.</b>														
<b>81</b>	<b>Other services (except public administration)—Con.</b>													
812	Personal & laundry services—Con.													
8129	Other personal services .....	1 208	3 933	16 455	255	202	34	10	5	2	2	—	—	—
81291	Pet care (except veterinary) services .....	242	595	2 515	68	54	9	3	1	1	—	—	—	—
812910	Pet care (except veterinary) services .....	242	595	2 515	68	54	9	3	1	1	—	—	—	—
81293	Parking lots & garages .....	311	629	2 098	35	27	5	1	—	1	—	—	—	—
812930	Parking lots & garages .....	311	629	2 098	35	27	5	1	—	1	—	—	—	—
81299	All other personal services .....	563	2 355	10 620	133	109	15	5	2	1	1	—	—	—
812990	All other personal services .....	563	2 355	10 620	133	109	15	5	2	1	1	—	—	—
813	Religious, grantmaking, civic, prof & like organizations .....	12 064	66 819	273 775	1 204	683	209	181	90	27	12	2	—	—
8131	Religious organizations .....	4 906	22 128	90 385	414	213	88	55	37	11	10	—	—	—
81311	Religious organizations .....	4 906	22 128	90 385	414	213	88	55	37	11	10	—	—	—
813110	Religious organizations .....	4 906	22 128	90 385	414	213	88	55	37	11	10	—	—	—
8132	Grantmaking & giving services .....	880	7 196	28 866	103	72	17	7	3	3	1	—	—	—
81321	Grantmaking & giving services .....	880	7 196	28 866	103	72	17	7	3	3	1	—	—	—
813211	Grantmaking foundations .....	141	1 436	5 931	54	48	4	2	—	—	—	—	—	—
813212	Voluntary health organizations .....	300	2 419	9 606	36	19	9	4	3	1	—	—	—	—
813219	Other grantmaking & giving services .....	439	3 341	13 329	13	5	4	—	—	2	1	—	—	—
8133	Social advocacy organizations .....	452	2 888	12 006	39	25	—	8	4	2	—	—	—	—
81331	Social advocacy organizations .....	452	2 888	12 006	39	25	—	8	4	2	—	—	—	—
813312	Environment & wildlife organizations .....	170	1 143	4 732	13	7	—	4	1	1	—	—	—	—
813319	Other social advocacy organizations .....	239	1 400	5 822	20	14	—	3	2	1	—	—	—	—
8134	Civic & social organizations .....	654	3 436	14 345	77	48	9	13	4	3	—	—	—	—
81341	Civic & social organizations .....	654	3 436	14 345	77	48	9	13	4	3	—	—	—	—
813410	Civic & social organizations .....	654	3 436	14 345	77	48	9	13	4	3	—	—	—	—
8139	Business, labor, political, like organizations .....	5 172	31 171	128 173	571	325	95	98	42	8	1	2	—	—
81391	Business associations .....	241	1 796	9 509	44	33	3	4	3	1	—	—	—	—
813910	Business associations .....	241	1 796	9 509	44	33	3	4	3	1	—	—	—	—
81392	Professional organizations .....	354	5 040	22 420	33	25	3	1	3	—	1	—	—	—
813920	Professional organizations .....	354	5 040	22 420	33	25	3	1	3	—	1	—	—	—
81393	Labor unions & similar labor organizations .....	300	1 399	5 649	27	11	6	6	4	—	—	—	—	—
813930	Labor unions & similar labor organizations .....	300	1 399	5 649	27	11	6	6	4	—	—	—	—	—
81399	Oth similar organizations (exc business, prof, labor, pol) .....	4 261	22 819	90 116	461	250	83	87	32	7	—	2	—	—
813990	Oth similar organizations (exc business, prof, labor, pol) .....	4 261	22 819	90 116	461	250	83	87	32	7	—	2	—	—
<b>99</b>	<b>Unclassified establishments .....</b>	<b>(C)</b>	<b>(D)</b>	<b>(D)</b>	<b>117</b>	<b>110</b>	<b>7</b>	<b>—</b>	<b>—</b>	<b>—</b>	<b>—</b>	<b>—</b>	<b>—</b>	<b>—</b>
<b>PASCO</b>														
	<b>Total .....</b>	<b>69 438</b>	<b>392 653</b>	<b>1 663 114</b>	<b>6 933</b>	<b>4 214</b>	<b>1 295</b>	<b>770</b>	<b>398</b>	<b>159</b>	<b>80</b>	<b>10</b>	<b>4</b>	<b>3</b>
<b>11</b>	<b>Forestry, fishing, hunting, and agriculture support .....</b>	<b>76</b>	<b>508</b>	<b>1 950</b>	<b>22</b>	<b>20</b>	<b>1</b>	<b>—</b>	<b>1</b>	<b>—</b>	<b>—</b>	<b>—</b>	<b>—</b>	<b>—</b>
<b>21</b>	<b>Mining .....</b>	<b>30</b>	<b>384</b>	<b>1 461</b>	<b>5</b>	<b>3</b>	<b>1</b>	<b>1</b>	<b>—</b>	<b>—</b>	<b>—</b>	<b>—</b>	<b>—</b>	<b>—</b>
<b>22</b>	<b>Utilities .....</b>	<b>812</b>	<b>10 039</b>	<b>35 864</b>	<b>25</b>	<b>10</b>	<b>5</b>	<b>1</b>	<b>1</b>	<b>6</b>	<b>2</b>	<b>—</b>	<b>—</b>	<b>—</b>
221	Utilities .....	812	10 039	35 864	25	10	5	1	1	6	2	—	—	—
2211	Elec pwr generation, transmsn & distribution ...	673	9 078	32 245	14	3	3	1	1	4	2	—	—	—
22111	Electric power generation .....	(E)	(D)	(D)	6	2	1	1	—	—	2	—	—	—
22112	Electric pwr transmsn, control & distribution ..	(E)	(D)	(D)	8	1	2	—	1	4	—	—	—	—
2213	Water, sewage & other systems .....	139	961	3 619	11	7	2	—	—	2	—	—	—	—
<b>23</b>	<b>Construction .....</b>	<b>5 830</b>	<b>36 543</b>	<b>165 465</b>	<b>928</b>	<b>655</b>	<b>141</b>	<b>78</b>	<b>35</b>	<b>13</b>	<b>6</b>	<b>—</b>	<b>—</b>	<b>—</b>
236	Construction of Buildings .....	995	7 168	31 028	207	151	32	12	10	2	—	—	—	—
2361	Residential Building Construction .....	876	6 378	27 204	181	134	27	9	9	2	—	—	—	—
23611	Residential Building Construction .....	876	6 378	27 204	181	134	27	9	9	2	—	—	—	—
236115	New Single-Family Housing Construction (except Operative Builders) .....	546	3 432	14 904	119	87	21	4	6	1	—	—	—	—
236117	New Housing Operative Builders .....	142	1 395	6 981	8	4	1	1	1	1	—	—	—	—
236118	Residential Remodelers .....	168	1 421	4 797	50	41	4	3	2	—	—	—	—	—
2362	Nonresidential Building Construction .....	119	790	3 824	26	17	5	3	1	—	—	—	—	—
23622	Commercial and Institutional Building Construction .....	(C)	(D)	(D)	24	16	4	3	1	—	—	—	—	—
237	Heavy and Civil Engineering Construction .....	717	4 580	20 584	47	29	7	3	4	1	3	—	—	—
2371	Utility System Construction .....	300	1 828	7 834	20	11	4	1	3	—	1	—	—	—
23713	Power and Communication Line and Related Structures Construction .....	213	1 287	5 313	4	—	—	1	2	—	1	—	—	—
237130	Power and Communication Line and Related Structures Construction .....	213	1 287	5 313	4	—	—	1	2	—	1	—	—	—
2372	Land Subdivision .....	(C)	(D)	(D)	18	15	1	1	—	—	1	—	—	—
23721	Land Subdivision .....	(C)	(D)	(D)	18	15	1	1	—	—	1	—	—	—
2373	Highway, Street, and Bridge Construction .....	262	1 982	9 245	8	3	1	1	1	1	—	—	—	—
23731	Highway, Street, and Bridge Construction .....	262	1 982	9 245	8	3	1	1	1	1	—	—	—	—
237310	Highway, Street, and Bridge Construction .....	262	1 982	9 245	8	3	1	1	1	1	—	—	—	—

See footnotes at end of table.

**Table 6. Counties—Employees, Payroll, and Establishments by Industry: 2003—Con.**

[Excludes most government employees, railroad employees, and self-employed persons. Size class 1 to 4 includes establishments with payroll, but no employees, during mid-March pay period. (D) denotes figures withheld to avoid disclosing data for individual companies; the data are included in broader industry totals. Detailed industries with 100 or more employees are shown if industry was not a (D). For explanation of terms, abbreviations, and data reliability/comparability, see introductory text]

NAICS code	Industry	Number of employees for week including March 12	Payroll (\$1,000)		Total number of establishments	Number of establishments by employment-size class										
			First quarter	Annual		1 to 4	5 to 9	10 to 19	20 to 49	50 to 99	100 to 249	250 to 499	500 to 999	1,000 or more		
<b>23</b>	<b>PASCO—Con.</b>															
	<b>Construction—Con.</b>															
238	Specialty Trade Contractors .....	4 118	24 795	113 853	674	475	102	63	21	10	3	—	—	—	—	—
2381	Foundation, Structure, and Building Exterior Contractors .....	930	5 133	23 399	166	115	25	19	5	2	—	—	—	—	—	—
23811	Poured Concrete Foundation and Structure Contractors .....	213	1 329	6 490	28	18	5	3	1	1	—	—	—	—	—	—
238110	Poured Concrete Foundation and Structure Contractors .....	213	1 329	6 490	28	18	5	3	1	1	—	—	—	—	—	—
23813	Framing Contractors .....	185	959	3 933	37	31	2	2	1	1	—	—	—	—	—	—
238130	Framing Contractors .....	185	959	3 933	37	31	2	2	1	1	—	—	—	—	—	—
23814	Masonry Contractors .....	159	749	3 322	35	24	7	3	1	—	—	—	—	—	—	—
238140	Masonry Contractors .....	159	749	3 322	35	24	7	3	1	—	—	—	—	—	—	—
23816	Roofing Contractors .....	255	1 501	6 604	37	22	6	7	2	—	—	—	—	—	—	—
238160	Roofing Contractors .....	255	1 501	6 604	37	22	6	7	2	—	—	—	—	—	—	—
2382	Building Equipment Contractors .....	1 390	8 917	39 062	213	141	43	18	5	5	1	—	—	—	—	—
23821	Electrical Contractors .....	427	2 802	12 774	88	58	19	8	2	1	—	—	—	—	—	—
238210	Electrical Contractors .....	427	2 802	12 774	88	58	19	8	2	1	—	—	—	—	—	—
23822	Plumbing, Heating, and Air-Conditioning Contractors .....	936	5 987	25 751	117	78	21	10	3	4	1	—	—	—	—	—
238220	Plumbing, Heating, and Air-Conditioning Contractors .....	936	5 987	25 751	117	78	21	10	3	4	1	—	—	—	—	—
2383	Building Finishing Contractors .....	932	4 798	22 067	190	150	20	12	6	1	1	—	—	—	—	—
23831	Drywall and Insulation Contractors .....	140	868	3 909	37	30	3	2	2	—	—	—	—	—	—	—
238310	Drywall and Insulation Contractors .....	140	868	3 909	37	30	3	2	2	—	—	—	—	—	—	—
23832	Painting and Wall Covering Contractors .....	328	1 584	7 463	59	44	7	3	4	1	—	—	—	—	—	—
238320	Painting and Wall Covering Contractors .....	328	1 584	7 463	59	44	7	3	4	1	—	—	—	—	—	—
23834	Tile and Terrazzo Contractors .....	101	467	2 379	23	16	5	2	—	—	—	—	—	—	—	—
238340	Tile and Terrazzo Contractors .....	101	467	2 379	23	16	5	2	—	—	—	—	—	—	—	—
23835	Finish Carpentry Contractors .....	106	499	2 199	40	34	3	3	—	—	—	—	—	—	—	—
238350	Finish Carpentry Contractors .....	106	499	2 199	40	34	3	3	—	—	—	—	—	—	—	—
23839	Other Building Finishing Contractors .....	221	1 208	5 239	13	10	1	1	—	—	—	—	—	—	—	—
238390	Other Building Finishing Contractors .....	221	1 208	5 239	13	10	1	1	—	—	—	—	—	—	—	—
2389	Other Specialty Trade Contractors .....	866	5 947	29 325	105	69	14	14	5	2	1	—	—	—	—	—
23891	Site Preparation Contractors .....	593	4 466	22 549	38	22	3	6	4	2	1	—	—	—	—	—
238910	Site Preparation Contractors .....	593	4 466	22 549	38	22	3	6	4	2	1	—	—	—	—	—
23899	All Other Specialty Trade Contractors .....	273	1 481	6 776	67	47	11	8	1	—	—	—	—	—	—	—
238990	All Other Specialty Trade Contractors .....	273	1 481	6 776	67	47	11	8	1	—	—	—	—	—	—	—
<b>31-33</b>	<b>Manufacturing .....</b>	<b>3 486</b>	<b>28 389</b>	<b>118 749</b>	<b>207</b>	<b>96</b>	<b>47</b>	<b>28</b>	<b>20</b>	<b>12</b>	<b>1</b>	<b>2</b>	<b>1</b>	<b>—</b>	<b>—</b>	<b>—</b>
311	Food mfg .....	(E)	(D)	(D)	8	3	3	1	—	—	—	1	—	—	—	—
3114	Fruit & veg preserving & specialty food mfg .....	(E)	(D)	(D)	1	—	—	—	—	—	—	1	—	—	—	—
31141	Frozen food mfg .....	(E)	(D)	(D)	1	—	—	—	—	—	—	1	—	—	—	—
312	Beverage & tobacco product mfg .....	(E)	(D)	(D)	4	1	—	1	1	—	—	1	—	—	—	—
3121	Beverage mfg .....	(E)	(D)	(D)	4	1	—	1	1	—	—	1	—	—	—	—
31211	Soft drink & ice mfg .....	(E)	(D)	(D)	3	—	—	1	1	—	—	1	—	—	—	—
321	Wood product mfg .....	174	1 403	5 928	7	2	—	2	1	2	—	—	—	—	—	—
3212	Veneer, plywood & engineered wood product mfg .....	(C)	(D)	(D)	2	—	—	—	—	2	—	—	—	—	—	—
32121	Veneer, plywood & engineered wood product mfg .....	(C)	(D)	(D)	2	—	—	—	—	2	—	—	—	—	—	—
323	Printing & related support activities .....	117	582	2 619	25	16	6	3	—	—	—	—	—	—	—	—
3231	Printing & related support activities .....	117	582	2 619	25	16	6	3	—	—	—	—	—	—	—	—
32311	Printing .....	(C)	(D)	(D)	23	14	6	3	—	—	—	—	—	—	—	—
326	Plastics & rubber products mfg .....	105	653	3 131	5	2	1	—	1	1	—	—	—	—	—	—
3261	Plastics product mfg .....	105	653	3 131	5	2	1	—	1	1	—	—	—	—	—	—
327	Nonmetallic mineral product mfg .....	376	3 630	15 598	18	3	4	6	4	—	1	—	—	—	—	—
3272	Glass & glass product mfg .....	(C)	(D)	(D)	4	2	1	—	—	—	1	—	—	—	—	—
32721	Glass & glass product mfg .....	(C)	(D)	(D)	4	2	1	—	—	—	1	—	—	—	—	—
3273	Cement & concrete product mfg .....	(C)	(D)	(D)	12	—	3	6	3	—	—	—	—	—	—	—
32732	Ready-mix concrete mfg .....	149	1 175	5 065	9	—	2	5	2	—	—	—	—	—	—	—
327320	Ready-mix concrete mfg .....	149	1 175	5 065	9	—	2	5	2	—	—	—	—	—	—	—
332	Fabricated metal product mfg .....	944	8 145	32 235	30	15	6	3	1	4	—	—	—	1	—	—
3329	Other fabricated metal product mfg .....	(F)	(D)	(D)	7	3	1	—	1	1	—	—	—	1	—	—
33291	Metal valve mfg .....	(F)	(D)	(D)	1	—	—	—	—	—	—	—	—	—	—	—
33299	All other fabricated metal product mfg .....	129	968	2 031	6	3	1	—	1	1	—	—	—	—	—	—
333	Machinery mfg .....	231	1 700	6 728	13	5	3	2	1	2	—	—	—	—	—	—
3335	Metalworking machinery mfg .....	175	1 376	5 474	6	2	1	1	—	2	—	—	—	—	—	—
33351	Metalworking machinery mfg .....	175	1 376	5 474	6	2	1	1	—	2	—	—	—	—	—	—
334	Computer & electronic product mfg .....	146	944	4 251	8	2	2	1	2	1	—	—	—	—	—	—
337	Furniture & related product mfg .....	173	900	3 957	27	11	10	4	2	—	—	—	—	—	—	—
3371	HH & institutional furniture & kitchen cabinet mfg .....	(C)	(D)	(D)	25	10	9	4	2	—	—	—	—	—	—	—
33711	Wood kitchen cabinet & countertop mfg .....	150	797	3 416	20	7	7	4	2	—	—	—	—	—	—	—
337110	Wood kitchen cabinet & countertop mfg .....	150	797	3 416	20	7	7	4	2	—	—	—	—	—	—	—
339	Miscellaneous mfg .....	231	1 729	6 679	30	18	5	3	3	1	—	—	—	—	—	—
3391	Medical equipment & supplies mfg .....	122	1 150	4 255	16	9	3	2	2	—	—	—	—	—	—	—
33911	Medical equipment & supplies mfg .....	122	1 150	4 255	16	9	3	2	2	—	—	—	—	—	—	—
3399	Other miscellaneous mfg .....	109	579	2 424	14	9	2	1	1	1	—	—	—	—	—	—

See footnotes at end of table.

**Table 6. Counties—Employees, Payroll, and Establishments by Industry: 2003—Con.**

[Excludes most government employees, railroad employees, and self-employed persons. Size class 1 to 4 includes establishments with payroll, but no employees, during mid-March pay period. (D) denotes figures withheld to avoid disclosing data for individual companies; the data are included in broader industry totals. Detailed industries with 100 or more employees are shown if industry was not a (D). For explanation of terms, abbreviations, and data reliability/comparability, see introductory text]

NAICS code	Industry	Number of employees for week including March 12	Payroll (\$1,000)		Total number of establishments	Number of establishments by employment-size class								
			First quarter	Annual		1 to 4	5 to 9	10 to 19	20 to 49	50 to 99	100 to 249	250 to 499	500 to 999	1,000 or more
<b>PASCO—Con.</b>														
<b>42</b>	<b>Wholesale trade</b>	<b>1 510</b>	<b>11 784</b>	<b>49 994</b>	<b>282</b>	<b>194</b>	<b>51</b>	<b>21</b>	<b>13</b>	<b>3</b>	—	—	—	—
423	Merchant Wholesalers, Durable Goods	991	7 913	33 128	157	93	39	15	8	2	—	—	—	—
4231	Motor Vehicle and Motor Vehicle Parts and Supplies Merchant Wholesalers	120	929	3 613	25	18	2	3	2	—	—	—	—	—
4233	Lumber and Other Construction Materials Merchant Wholesalers	136	1 329	5 837	8	1	3	1	3	—	—	—	—	—
4238	Machinery, Equipment, and Supplies Merchant Wholesalers	235	2 291	9 665	34	18	10	5	—	1	—	—	—	—
42383	Industrial Machinery and Equipment Merchant Wholesalers	106	1 145	5 084	12	7	3	1	—	1	—	—	—	—
423830	Industrial Machinery and Equipment Merchant Wholesalers	106	1 145	5 084	12	7	3	1	—	1	—	—	—	—
4239	Miscellaneous Durable Goods Merchant Wholesalers	173	857	4 095	33	21	10	1	—	1	—	—	—	—
42391	Sporting and Recreational Goods and Supplies Merchant Wholesalers	113	550	2 621	15	10	3	1	—	1	—	—	—	—
423910	Sporting and Recreational Goods and Supplies Merchant Wholesalers	113	550	2 621	15	10	3	1	—	1	—	—	—	—
424	Merchant Wholesalers, Nondurable Goods	449	3 268	14 041	86	64	11	5	5	1	—	—	—	—
4244	Grocery and Related Product Wholesalers	150	938	5 010	29	21	3	2	3	—	—	—	—	—
4249	Miscellaneous Nondurable Goods Merchant Wholesalers	110	508	2 164	27	21	3	2	1	—	—	—	—	—
<b>44-45</b>	<b>Retail trade</b>	<b>16 604</b>	<b>80 831</b>	<b>324 131</b>	<b>1 165</b>	<b>571</b>	<b>287</b>	<b>158</b>	<b>66</b>	<b>46</b>	<b>34</b>	<b>2</b>	<b>1</b>	—
441	Motor vehicle & parts dealers	2 114	18 373	76 562	159	75	37	26	6	12	3	—	—	—
4411	Automobile dealers	1 420	14 479	60 218	56	32	3	4	2	12	3	—	—	—
44111	New car dealers	1 187	12 546	52 241	21	5	—	—	2	12	2	—	—	—
441110	New car dealers	1 187	12 546	52 241	21	5	—	—	2	12	2	—	—	—
44112	Used car dealers	233	1 933	7 977	35	27	3	4	—	—	1	—	—	—
441120	Used car dealers	233	1 933	7 977	35	27	3	4	—	—	1	—	—	—
4412	Other motor vehicle dealers	116	833	3 451	25	15	7	2	1	—	—	—	—	—
4413	Automotive parts, accessories & tire stores	578	3 061	12 893	78	28	27	20	3	—	—	—	—	—
44131	Automotive parts, accessories & tire stores	361	1 586	6 883	51	21	15	14	1	—	—	—	—	—
441310	Automotive parts, accessories & tire stores	361	1 586	6 883	51	21	15	14	1	—	—	—	—	—
44132	Tire dealers	217	1 475	6 010	27	7	12	6	2	—	—	—	—	—
441320	Tire dealers	217	1 475	6 010	27	7	12	6	2	—	—	—	—	—
442	Furniture & home furnishing stores	388	2 405	9 621	65	30	22	11	2	—	—	—	—	—
4421	Furniture stores	230	1 506	5 906	32	12	11	7	2	—	—	—	—	—
44211	Furniture stores	230	1 506	5 906	32	12	11	7	2	—	—	—	—	—
442110	Furniture stores	230	1 506	5 906	32	12	11	7	2	—	—	—	—	—
4422	Home furnishings stores	158	899	3 715	33	18	11	4	—	—	—	—	—	—
44221	Floor covering stores	107	684	2 824	22	12	8	2	—	—	—	—	—	—
442210	Floor covering stores	107	684	2 824	22	12	8	2	—	—	—	—	—	—
443	Electronics & appliance stores	277	1 478	5 770	51	28	20	2	—	1	—	—	—	—
4431	Electronics & appliance stores	277	1 478	5 770	51	28	20	2	—	1	—	—	—	—
44311	Appliance, TV & all other electronics stores	235	1 359	5 206	39	20	17	1	—	1	—	—	—	—
443112	Radio, television & other electronics stores	175	1 001	3 729	26	13	12	—	—	1	—	—	—	—
444	Bldg material & garden equip & supp dealers	1 144	6 520	26 188	98	55	21	16	2	1	3	—	—	—
4441	Building material & supplies dealers	1 016	5 979	23 565	75	41	16	12	2	1	3	—	—	—
44411	Home centers (F)	(D)	(D)	(D)	5	1	1	—	—	—	3	—	—	—
44419	Other building material dealers	375	2 455	10 243	52	29	11	9	2	1	—	—	—	—
444190	Other building material dealers	375	2 455	10 243	52	29	11	9	2	1	—	—	—	—
4442	Lawn & garden equip & supplies stores	128	541	2 623	23	14	5	4	—	—	—	—	—	—
445	Food & beverage stores	4 493	17 710	67 625	160	86	17	11	8	20	18	—	—	—
4451	Grocery stores	4 274	16 771	63 556	102	45	6	6	7	20	18	—	—	—
44511	Grocery (except convenience) stores	4 140	16 377	61 899	56	7	—	4	7	20	18	—	—	—
445110	Grocery (except convenience) stores	4 140	16 377	61 899	56	7	—	4	7	20	18	—	—	—
44512	Convenience stores	134	394	1 657	46	38	6	2	—	—	—	—	—	—
445120	Convenience stores	134	394	1 657	46	38	6	2	—	—	—	—	—	—
4452	Specialty food stores	140	651	2 848	34	24	6	3	1	—	—	—	—	—
446	Health & personal care stores	1 008	6 078	25 461	107	55	17	15	20	—	—	—	—	—
4461	Health & personal care stores	1 008	6 078	25 461	107	55	17	15	20	—	—	—	—	—
44611	Pharmacies & drug stores	727	4 860	20 783	43	8	6	11	18	—	—	—	—	—
446110	Pharmacies & drug stores	727	4 860	20 783	43	8	6	11	18	—	—	—	—	—
44619	Other health & personal care stores	131	731	2 682	31	25	4	1	1	—	—	—	—	—
447	Gasoline stations	1 183	4 305	17 664	139	49	46	35	8	1	—	—	—	—
4471	Gasoline stations	1 183	4 305	17 664	139	49	46	35	8	1	—	—	—	—
44711	Gasoline stations with convenience stores	992	3 516	14 437	124	40	44	35	5	—	—	—	—	—
447110	Gasoline stations with convenience stores	992	3 516	14 437	124	40	44	35	5	—	—	—	—	—
44719	Other gasoline stations	191	789	3 227	15	9	2	—	3	1	—	—	—	—
447190	Other gasoline stations	191	789	3 227	15	9	2	—	3	1	—	—	—	—
448	Clothing & clothing accessories stores	979	3 066	12 839	106	41	36	18	7	4	—	—	—	—
4481	Clothing stores	749	2 201	9 158	61	21	14	16	6	4	—	—	—	—
44814	Family clothing stores	608	1 768	7 232	38	8	8	14	4	4	—	—	—	—
448140	Family clothing stores	608	1 768	7 232	38	8	8	14	4	4	—	—	—	—
4483	Jewelry, luggage & leather goods stores	141	640	2 623	30	13	15	2	—	—	—	—	—	—
44831	Jewelry stores	(C)	(D)	(D)	29	13	15	1	—	—	—	—	—	—

See footnotes at end of table.

**Table 6. Counties—Employees, Payroll, and Establishments by Industry: 2003—Con.**

[Excludes most government employees, railroad employees, and self-employed persons. Size class 1 to 4 includes establishments with payroll, but no employees, during mid-March pay period. (D) denotes figures withheld to avoid disclosing data for individual companies; the data are included in broader industry totals. Detailed industries with 100 or more employees are shown if industry was not a (D). For explanation of terms, abbreviations, and data reliability/comparability, see introductory text]

NAICS code	Industry	Number of employees for week including March 12	Payroll (\$1,000)		Total number of establishments	Number of establishments by employment-size class									
			First quarter	Annual		1 to 4	5 to 9	10 to 19	20 to 49	50 to 99	100 to 249	250 to 499	500 to 999	1,000 or more	
<b>PASCO—Con.</b>															
<b>44-45 Retail trade—Con.</b>															
451	Sporting goods, hobby, book & music stores .....	322	896	3 792	39	25	8	1	4	1	—	—	—	—	
4511	Sporting goods, hobby, musical instrument stores .....	198	686	2 892	30	21	6	—	3	—	—	—	—	—	
45112	Hobby, toy & game stores .....	100	261	1 116	10	7	1	—	2	—	—	—	—	—	
451120	Hobby, toy & game stores .....	100	261	1 116	10	7	1	—	2	—	—	—	—	—	
4512	Book, periodical & music stores .....	124	210	900	9	4	2	1	1	1	—	—	—	—	
45121	Book stores & news dealers .....	105	174	732	6	3	1	—	1	1	—	—	—	—	
451211	Book stores .....	105	174	732	6	3	1	—	1	1	—	—	—	—	
452	General merchandise stores .....	3 534	15 665	61 267	55	6	25	3	5	4	9	2	1	—	
4521	Department stores .....	1 236	5 509	21 141	11	—	—	—	—	4	7	—	—	—	
45211	Department stores .....	1 236	5 509	21 141	11	—	—	—	—	4	7	—	—	—	
452111	Department Stores (except Discount Department Stores) .....	481	2 297	8 016	4	—	—	—	—	1	3	—	—	—	
452112	Discount Department Stores .....	755	3 212	13 125	7	—	—	—	—	3	4	—	—	—	
4529	Other general merchandise stores .....	2 298	10 156	40 126	44	6	25	3	5	—	2	2	1	—	
45291	Warehouse clubs & superstores .....	(G)	(D)	(D)	5	—	—	—	—	—	2	2	1	—	
45299	All other general merchandise stores .....	(E)	(D)	(D)	39	6	25	3	5	—	—	—	—	—	
453	Miscellaneous store retailers .....	581	2 204	9 255	130	86	27	14	3	—	—	—	—	—	
4532	Office supplies, stationery & gift stores .....	144	545	2 062	27	17	5	3	2	—	—	—	—	—	
4539	Other miscellaneous store retailers .....	270	1 013	4 464	61	39	15	6	1	—	—	—	—	—	
45399	All other miscellaneous store retailers .....	134	364	1 631	29	18	6	5	—	—	—	—	—	—	
454	Nonstore retailers .....	581	2 131	8 087	56	35	11	6	1	2	1	—	—	—	
4541	Electronic shopping & mail-order houses .....	160	642	2 225	21	13	5	2	—	1	—	—	—	—	
45411	Electronic shopping & mail-order houses .....	160	642	2 225	21	13	5	2	—	1	—	—	—	—	
454111	Electronic Shopping .....	137	492	1 633	13	7	4	1	—	1	—	—	—	—	
4543	Direct selling establishments .....	395	1 370	5 384	28	16	6	3	1	1	1	—	—	—	
45439	Other direct selling establishments .....	324	877	3 416	19	12	4	—	1	1	1	—	—	—	
454390	Other direct selling establishments .....	324	877	3 416	19	12	4	—	1	1	1	—	—	—	
<b>48-49 Transportation &amp; warehousing .....</b>															
484	Truck transportation .....	670	3 223	13 150	97	74	11	3	5	4	—	—	—	—	
4841	General freight trucking .....	274	1 605	6 962	50	42	4	—	3	1	—	—	—	—	
48412	General freight trucking, long-distance .....	218	1 254	5 449	30	25	2	—	1	—	—	—	—	—	
4842	Specialized freight trucking .....	396	1 618	6 188	47	32	7	3	2	3	—	—	—	—	
48422	Specialized freight (exc used) trucking, local .....	219	827	3 186	27	19	4	1	1	2	—	—	—	—	
484220	Specialized freight (exc used) trucking, local .....	219	827	3 186	27	19	4	1	1	2	—	—	—	—	
48423	Specialized freight (exc used) trucking, LDist .....	124	659	2 667	9	6	1	—	1	1	—	—	—	—	
484230	Specialized freight (exc used) trucking, LDist .....	124	659	2 667	9	6	1	—	1	1	—	—	—	—	
488	Transportation support activities .....	125	649	2 819	23	13	5	4	1	—	—	—	—	—	
492	Couriers & messengers .....	142	1 025	4 364	11	6	—	3	1	1	—	—	—	—	
4921	Couriers .....	138	1 006	4 288	7	2	—	3	1	1	—	—	—	—	
49211	Couriers .....	138	1 006	4 288	7	2	—	3	1	1	—	—	—	—	
492110	Couriers .....	138	1 006	4 288	7	2	—	3	1	1	—	—	—	—	
<b>51 Information .....</b>															
511	Publishing industries .....	168	1 492	6 667	15	9	1	2	2	1	—	—	—	—	
5111	Newspaper, periodical, book, database publishers .....	(C)	(D)	(D)	11	7	1	1	1	1	—	—	—	—	
51111	Newspaper publishers .....	105	539	2 142	4	2	—	—	1	1	—	—	—	—	
511110	Newspaper publishers .....	105	539	2 142	4	2	—	—	1	1	—	—	—	—	
517	Telecommunications .....	245	2 617	9 093	27	14	7	3	1	2	—	—	—	—	
5171	Wired Telecommunications Carriers .....	152	2 018	6 963	15	6	4	3	1	1	—	—	—	—	
51711	Wired Telecommunications Carriers .....	152	2 018	6 963	15	6	4	3	1	1	—	—	—	—	
517110	Wired Telecommunications Carriers .....	152	2 018	6 963	15	6	4	3	1	1	—	—	—	—	
<b>52 Finance &amp; insurance .....</b>															
522	Credit intermediation & related activities .....	1 536	11 088	45 172	186	75	52	47	10	1	1	—	—	—	
5221	Depository credit intermediation .....	1 164	8 498	34 426	106	13	41	42	9	1	—	—	—	—	
52211	Commercial banking .....	1 031	7 510	30 993	89	10	34	35	9	1	—	—	—	—	
522110	Commercial banking .....	1 031	7 510	30 993	89	10	34	35	9	1	—	—	—	—	
5222	Nondepository credit intermediation .....	280	1 967	8 174	47	34	8	3	1	—	1	—	—	—	
52229	Other nondepository credit intermediation .....	(E)	(D)	(D)	43	30	8	3	1	—	1	—	—	—	
522292	Real estate credit .....	215	1 450	6 088	17	9	4	2	1	—	1	—	—	—	
523	Security, commodity contracts & like activity .....	(E)	(D)	(D)	66	46	12	5	3	—	—	—	—	—	
5231	Scrtly & comdty contracts intermed & brokerage .....	178	1 940	9 436	39	27	6	4	2	—	—	—	—	—	
52312	Securities brokerage .....	159	1 670	8 347	31	20	5	4	2	—	—	—	—	—	
523120	Securities brokerage .....	159	1 670	8 347	31	20	5	4	2	—	—	—	—	—	
5239	Other financial investment activities .....	(C)	(D)	(D)	27	19	6	1	1	—	—	—	—	—	
524	Insurance carriers & related activities .....	604	4 240	18 657	154	110	32	9	3	—	—	—	—	—	
5241	Insurance carriers .....	107	1 016	4 352	20	11	6	3	—	—	—	—	—	—	
5242	Agencies & other insurance related activities .....	497	3 224	14 305	134	99	26	6	3	—	—	—	—	—	
52421	Insurance agencies & brokerages .....	416	2 493	11 044	126	96	25	4	1	—	—	—	—	—	
524210	Insurance agencies & brokerages .....	416	2 493	11 044	126	96	25	4	1	—	—	—	—	—	

See footnotes at end of table.

**Table 6. Counties—Employees, Payroll, and Establishments by Industry: 2003—Con.**

[Excludes most government employees, railroad employees, and self-employed persons. Size class 1 to 4 includes establishments with payroll, but no employees, during mid-March pay period. (D) denotes figures withheld to avoid disclosing data for individual companies; the data are included in broader industry totals. Detailed industries with 100 or more employees are shown if industry was not a (D). For explanation of terms, abbreviations, and data reliability/comparability, see introductory text]

NAICS code	Industry	Number of employees for week including March 12	Payroll (\$1,000)		Total number of establishments	Number of establishments by employment-size class								
			First quarter	Annual		1 to 4	5 to 9	10 to 19	20 to 49	50 to 99	100 to 249	250 to 499	500 to 999	1,000 or more
<b>PASCO—Con.</b>														
<b>53</b>	<b>Real estate &amp; rental &amp; leasing</b>	<b>1 222</b>	<b>5 929</b>	<b>24 447</b>	<b>365</b>	<b>295</b>	<b>48</b>	<b>14</b>	<b>7</b>	<b>1</b>	—	—	—	—
531	Real estate	816	3 856	15 866	317	277	30	7	2	1	—	—	—	—
5311	Lessors of real estate	457	2 198	8 324	134	110	18	4	1	1	—	—	—	—
53111	Lessors of residential buildings & dwellings	166	752	2 963	47	40	4	2	1	—	—	—	—	—
531110	Lessors of residential buildings & dwellings	166	752	2 963	47	40	4	2	1	—	—	—	—	—
53119	Lessors of other real estate property	212	1 061	3 663	51	37	12	1	—	1	—	—	—	—
531190	Lessors of other real estate property	212	1 061	3 663	51	37	12	1	—	1	—	—	—	—
5312	Offices of real estate agents & brokers	267	1 099	5 079	127	114	9	3	1	—	—	—	—	—
53121	Offices of real estate agents & brokers	267	1 099	5 079	127	114	9	3	1	—	—	—	—	—
531210	Offices of real estate agents & brokers	267	1 099	5 079	127	114	9	3	1	—	—	—	—	—
532	Rental & leasing services	406	2 073	8 581	48	18	18	7	5	—	—	—	—	—
5322	Consumer goods rental	306	1 358	5 586	33	12	10	7	4	—	—	—	—	—
53223	Video tape & disc rental	180	484	1 991	15	4	3	5	3	—	—	—	—	—
532230	Video tape & disc rental	180	484	1 991	15	4	3	5	3	—	—	—	—	—
53229	Other consumer goods rental	108	727	2 961	12	3	6	2	1	—	—	—	—	—
<b>54</b>	<b>Professional, scientific &amp; technical services</b>	<b>3 049</b>	<b>18 706</b>	<b>82 173</b>	<b>644</b>	<b>490</b>	<b>76</b>	<b>52</b>	<b>22</b>	<b>2</b>	<b>1</b>	<b>1</b>	—	—
541	Professional, scientific & technical services	3 049	18 706	82 173	644	490	76	52	22	2	1	1	—	—
5411	Legal services	591	4 725	20 415	138	100	22	13	2	1	—	—	—	—
54111	Offices of lawyers	513	4 177	17 823	121	86	21	12	1	1	—	—	—	—
541110	Offices of lawyers	513	4 177	17 823	121	86	21	12	1	1	—	—	—	—
5412	Accounting, tax prep, bookkeep, payroll services	513	2 390	8 895	109	86	9	8	5	1	—	—	—	—
54121	Accounting, tax prep, bookkeep, payroll services	513	2 390	8 895	109	86	9	8	5	1	—	—	—	—
541211	Offices of certified public accountants	146	843	3 409	42	33	7	1	1	—	—	—	—	—
541219	Other accounting services	147	939	3 587	47	43	2	1	—	1	—	—	—	—
5413	Architectural, engineering & related services	421	3 433	15 556	79	49	16	9	5	—	—	—	—	—
54133	Engineering services	188	1 925	8 769	33	21	7	2	3	—	—	—	—	—
541330	Engineering services	188	1 925	8 769	33	21	7	2	3	—	—	—	—	—
54137	Surveying, mapping (exc geophysical) services	155	1 039	4 610	18	6	5	5	2	—	—	—	—	—
541370	Surveying, mapping (exc geophysical) services	155	1 039	4 610	18	6	5	5	2	—	—	—	—	—
5415	Computer systems design & related services	166	1 714	6 807	75	66	5	3	1	—	—	—	—	—
54151	Computer systems design & related services	166	1 714	6 807	75	66	5	3	1	—	—	—	—	—
5416	Management, sci & tech consulting services	238	1 638	8 976	107	93	8	5	1	—	—	—	—	—
54161	Management consulting services	182	1 353	7 717	87	76	7	3	1	—	—	—	—	—
5418	Advertising & related services	370	1 368	6 853	25	22	1	—	1	—	—	1	—	—
54189	Other services related to advertising	(E)	(D)	(D)	4	3	—	—	—	—	—	1	—	—
5419	Oth professional, scientific, technical services	651	2 673	11 726	83	53	10	14	5	—	1	—	—	—
54191	Marketing research & public opinion polling	200	464	2 078	7	4	1	—	1	—	1	—	—	—
541910	Marketing research & public opinion polling	200	464	2 078	7	4	1	—	1	—	1	—	—	—
54194	Veterinary services	364	1 740	7 497	37	14	8	11	4	—	—	—	—	—
541940	Veterinary services	364	1 740	7 497	37	14	8	11	4	—	—	—	—	—
<b>55</b>	<b>Management of companies &amp; enterprises</b>	<b>136</b>	<b>1 341</b>	<b>5 659</b>	<b>15</b>	<b>9</b>	<b>2</b>	<b>1</b>	<b>3</b>	—	—	—	—	—
551	Management of companies & enterprises	136	1 341	5 659	15	9	2	1	3	—	—	—	—	—
5511	Management of companies & enterprises	136	1 341	5 659	15	9	2	1	3	—	—	—	—	—
55111	Management of companies & enterprises	136	1 341	5 659	15	9	2	1	3	—	—	—	—	—
<b>56</b>	<b>Admin, support, waste mgt, remediation services</b>	<b>3 955</b>	<b>17 110</b>	<b>73 694</b>	<b>463</b>	<b>327</b>	<b>53</b>	<b>41</b>	<b>28</b>	<b>8</b>	<b>5</b>	<b>1</b>	—	—
561	Administrative & support services	3 542	14 013	60 548	436	313	49	37	26	6	4	1	—	—
5611	Office administrative services	103	1 013	4 027	19	13	3	2	1	—	—	—	—	—
56111	Office administrative services	103	1 013	4 027	19	13	3	2	1	—	—	—	—	—
561110	Office administrative services	103	1 013	4 027	19	13	3	2	1	—	—	—	—	—
5613	Employment services	594	1 878	8 228	24	13	—	6	1	2	—	—	—	—
56132	Temporary help services	488	1 464	6 406	13	5	—	1	5	—	2	—	—	—
561320	Temporary help services	488	1 464	6 406	13	5	—	1	5	—	2	—	—	—
5614	Business support services	720	2 224	9 634	41	28	3	3	4	2	—	1	—	—
56142	Telephone call centers	596	1 564	6 835	9	2	—	1	3	2	—	1	—	—
5615	Travel arrangement & reservation services	150	835	3 334	28	20	4	3	1	—	—	—	—	—
5616	Investigation & security services	324	1 848	7 218	27	18	1	4	2	2	—	—	—	—
56161	Investigation, guard & armored car services	229	971	3 761	14	8	1	2	1	2	—	—	—	—
5617	Services to buildings & dwellings	1 354	5 545	25 434	271	206	31	21	12	—	1	—	—	—
56171	Exterminating & pest control services	294	1 649	6 778	47	30	8	4	5	—	—	—	—	—
561710	Exterminating & pest control services	294	1 649	6 778	47	30	8	4	5	—	—	—	—	—
56172	Janitorial services	243	737	3 487	65	52	7	4	2	—	—	—	—	—
561720	Janitorial services	243	737	3 487	65	52	7	4	2	—	—	—	—	—
56173	Landscaping services	683	2 531	12 640	116	88	13	9	5	—	1	—	—	—
561730	Landscaping services	683	2 531	12 640	116	88	13	9	5	—	1	—	—	—
5619	Other support services	(E)	(D)	(D)	23	12	7	2	—	1	1	—	—	—
56199	All other support services	278	603	2 195	18	8	6	2	—	1	1	—	—	—
561990	All other support services	278	603	2 195	18	8	6	2	—	1	1	—	—	—
562	Waste management & remediation services	413	3 097	13 146	27	14	4	4	2	2	1	—	—	—
5621	Waste collection	239	1 987	8 271	10	3	2	1	2	2	—	—	—	—
56211	Waste collection	239	1 987	8 271	10	3	2	1	2	2	—	—	—	—
5629	Remediation & oth waste management services	149	939	4 248	11	7	1	2	—	—	1	—	—	—
56291	Remediation services	(C)	(D)	(D)	4	2	—	1	—	—	1	—	—	—

See footnotes at end of table.

**Table 6. Counties—Employees, Payroll, and Establishments by Industry: 2003—Con.**

[Excludes most government employees, railroad employees, and self-employed persons. Size class 1 to 4 includes establishments with payroll, but no employees, during mid-March pay period. (D) denotes figures withheld to avoid disclosing data for individual companies; the data are included in broader industry totals. Detailed industries with 100 or more employees are shown if industry was not a (D). For explanation of terms, abbreviations, and data reliability/comparability, see introductory text]

NAICS code	Industry	Number of employees for week including March 12	Payroll (\$1,000)		Total number of establishments	Number of establishments by employment-size class								
			First quarter	Annual		1 to 4	5 to 9	10 to 19	20 to 49	50 to 99	100 to 249	250 to 499	500 to 999	1,000 or more
<b>PASCO—Con.</b>														
<b>61</b>	<b>Educational services</b> .....	<b>1 871</b>	<b>8 012</b>	<b>36 670</b>	<b>61</b>	<b>27</b>	<b>17</b>	<b>7</b>	<b>8</b>	<b>1</b>	—	—	—	<b>1</b>
611	Educational services .....	1 871	8 012	36 670	61	27	17	7	8	1	—	—	—	1
6111	Elementary & secondary schools .....	254	1 448	6 072	19	3	6	4	6	—	—	—	—	—
61111	Elementary & secondary schools .....	254	1 448	6 072	19	3	6	4	6	—	—	—	—	—
611110	Elementary & secondary schools .....	254	1 448	6 072	19	3	6	4	6	—	—	—	—	—
6113	Colleges, universities & professional schools . . .	(G)	(D)	(D)	2	—	1	—	—	—	—	—	—	1
61131	Colleges, universities & professional schools . . .	(G)	(D)	(D)	2	—	1	—	—	—	—	—	—	1
6116	Other schools & instruction .....	224	870	3 774	26	14	7	3	1	1	—	—	—	—
61162	Sports & recreation instruction .....	122	486	2 209	9	5	2	1	—	1	—	—	—	—
611620	Sports & recreation instruction .....	122	486	2 209	9	5	2	1	—	1	—	—	—	—
<b>62</b>	<b>Health care and social assistance</b> .....	<b>14 050</b>	<b>105 603</b>	<b>465 923</b>	<b>835</b>	<b>395</b>	<b>192</b>	<b>138</b>	<b>64</b>	<b>21</b>	<b>18</b>	<b>4</b>	<b>1</b>	<b>2</b>
621	Ambulatory health care services .....	5 885	52 305	249 323	657	340	157	101	48	7	2	2	—	—
6211	Offices of physicians .....	2 864	30 993	157 569	352	182	82	58	25	4	—	1	—	—
62111	Offices of physicians .....	2 864	30 993	157 569	352	182	82	58	25	4	—	1	—	—
621111	Offices of physicians (exc mental health) . . .	2 826	30 661	156 012	341	174	80	57	25	4	—	1	—	—
6212	Offices of dentists .....	631	4 687	22 540	94	35	40	17	2	—	—	—	—	—
62121	Offices of dentists .....	631	4 687	22 540	94	35	40	17	2	—	—	—	—	—
621210	Offices of dentists .....	631	4 687	22 540	94	35	40	17	2	—	—	—	—	—
6213	Offices of other health practitioners .....	463	2 827	11 082	124	88	23	11	2	—	—	—	—	—
62131	Offices of chiropractors .....	153	893	3 244	45	31	13	—	1	—	—	—	—	—
621310	Offices of chiropractors .....	153	893	3 244	45	31	13	—	1	—	—	—	—	—
62134	Offices of PT, OT, speech therapy & audiology .....	159	958	3 617	28	16	4	7	1	—	—	—	—	—
621340	Offices of PT, OT, speech therapy & audiology .....	159	958	3 617	28	16	4	7	1	—	—	—	—	—
6214	Outpatient care centers .....	807	6 165	26 352	30	10	4	9	6	—	—	1	—	—
62142	Outpatient mental health, substance abuse ctrs .....	(E)	(D)	(D)	3	1	1	—	—	—	—	1	—	—
62149	Other outpatient care centers .....	(E)	(D)	(D)	26	8	3	9	6	—	—	—	—	—
621493	Freestanding ambulatory surgery, emergency ctr .....	110	1 054	4 188	4	—	—	1	3	—	—	—	—	—
621498	All other outpatient care centers .....	108	983	4 076	15	7	2	5	1	—	—	—	—	—
6215	Medical & diagnostic laboratories .....	206	1 734	7 990	18	9	4	4	—	—	1	—	—	—
62151	Medical & diagnostic laboratories .....	206	1 734	7 990	18	9	4	4	—	—	1	—	—	—
621512	Diagnostic imaging centers .....	155	1 018	4 710	10	6	2	1	—	—	1	—	—	—
6216	Home health care services .....	810	5 268	21 206	29	11	2	—	13	2	1	—	—	—
62161	Home health care services .....	810	5 268	21 206	29	11	2	—	13	2	1	—	—	—
621610	Home health care services .....	810	5 268	21 206	29	11	2	—	13	2	1	—	—	—
6219	Other ambulatory health care services .....	104	631	2 584	10	5	2	2	—	1	—	—	—	—
622	Hospitals .....	(H)	(D)	(D)	6	—	1	—	—	—	—	2	1	2
6221	General medical & surgical hospitals .....	3 718	32 986	130 769	5	—	—	—	—	—	—	2	1	2
62211	General medical & surgical hospitals .....	3 718	32 986	130 769	5	—	—	—	—	—	—	2	1	2
622110	General medical & surgical hospitals .....	3 718	32 986	130 769	5	—	—	—	—	—	—	2	1	2
623	Nursing & residential care facilities .....	3 196	15 572	65 856	62	17	3	10	6	11	15	—	—	—
6231	Nursing care facilities .....	2 040	11 137	46 387	24	4	1	3	1	3	12	—	—	—
62311	Nursing care facilities .....	2 040	11 137	46 387	24	4	1	3	1	3	12	—	—	—
623110	Nursing care facilities .....	2 040	11 137	46 387	24	4	1	3	1	3	12	—	—	—
6232	Residential mental retardation, health facil .....	226	1 160	4 432	6	2	—	1	—	2	1	—	—	—
62322	Residential mental health, subst abuse facil ..	(C)	(D)	(D)	3	1	—	—	—	1	1	—	—	—
6233	Community care facilities for the elderly .....	817	2 842	13 116	28	10	2	5	4	5	2	—	—	—
62331	Community care facilities for the elderly .....	817	2 842	13 116	28	10	2	5	4	5	2	—	—	—
623311	Continuing care retirement communities .....	438	1 662	7 120	12	3	—	3	3	1	2	—	—	—
623312	Homes for the elderly .....	379	1 180	5 996	16	7	2	2	1	4	—	—	—	—
6239	Other residential care facilities .....	113	433	1 921	4	1	—	1	1	1	—	—	—	—
62399	Other residential care facilities .....	113	433	1 921	4	1	—	1	1	1	—	—	—	—
623990	Other residential care facilities .....	113	433	1 921	4	1	—	1	1	1	—	—	—	—
624	Social assistance .....	(G)	(D)	(D)	110	38	31	27	10	3	1	—	—	—
6241	Individual & family services .....	501	2 627	10 681	41	20	10	5	4	1	1	—	—	—
62411	Child & youth services .....	190	1 307	5 263	11	2	5	1	2	1	—	—	—	—
624110	Child & youth services .....	190	1 307	5 263	11	2	5	1	2	1	—	—	—	—
62412	Services for elderly & disabled persons .....	235	901	3 733	15	7	3	3	1	—	1	—	—	—
624120	Services for elderly & disabled persons .....	235	901	3 733	15	7	3	3	1	—	1	—	—	—
6243	Vocational rehabilitation services .....	114	153	715	5	2	2	—	—	1	—	—	—	—
62431	Vocational rehabilitation services .....	114	153	715	5	2	2	—	—	1	—	—	—	—
624310	Vocational rehabilitation services .....	114	153	715	5	2	2	—	—	1	—	—	—	—
6244	Child day care services .....	602	1 804	7 935	58	12	19	20	6	1	—	—	—	—
62441	Child day care services .....	602	1 804	7 935	58	12	19	20	6	1	—	—	—	—
624410	Child day care services .....	602	1 804	7 935	58	12	19	20	6	1	—	—	—	—
<b>71</b>	<b>Arts, entertainment &amp; recreation</b> .....	<b>901</b>	<b>2 564</b>	<b>10 852</b>	<b>79</b>	<b>51</b>	<b>9</b>	<b>8</b>	<b>5</b>	<b>5</b>	<b>1</b>	—	—	—
711	Performing arts, spectator sports & related industries .....	(E)	(D)	(D)	23	18	2	1	—	1	—	—	—	—
7111	Performing arts companies .....	263	685	3 097	5	1	1	1	—	1	1	—	—	—
71119	Other performing arts companies .....	(C)	(D)	(D)	1	—	—	—	—	—	1	—	—	—
713	Amusement, gambling & recreation industries .....	605	1 696	7 074	55	32	7	7	5	4	—	—	—	—
7139	Other amusement & recreation industries .....	(F)	(D)	(D)	54	31	7	7	5	4	—	—	—	—
71391	Golf courses & country clubs .....	379	1 174	4 869	17	7	1	1	5	3	—	—	—	—
713910	Golf courses & country clubs .....	379	1 174	4 869	17	7	1	1	5	3	—	—	—	—
71394	Fitness & recreational sports centers .....	121	215	794	16	10	3	2	—	1	—	—	—	—
713940	Fitness & recreational sports centers .....	121	215	794	16	10	3	2	—	1	—	—	—	—

See footnotes at end of table.

**Table 6. Counties—Employees, Payroll, and Establishments by Industry: 2003—Con.**

[Excludes most government employees, railroad employees, and self-employed persons. Size class 1 to 4 includes establishments with payroll, but no employees, during mid-March pay period. (D) denotes figures withheld to avoid disclosing data for individual companies; the data are included in broader industry totals. Detailed industries with 100 or more employees are shown if industry was not a (D). For explanation of terms, abbreviations, and data reliability/comparability, see introductory text]

NAICS code	Industry	Number of employees for week including March 12	Payroll (\$1,000)		Total number of establishments	Number of establishments by employment-size class									
			First quarter	Annual		1 to 4	5 to 9	10 to 19	20 to 49	50 to 99	100 to 249	250 to 499	500 to 999	1,000 or more	
<b>PASCO—Con.</b>															
<b>72</b>	<b>Accommodation &amp; food services</b>	<b>7 799</b>	<b>20 805</b>	<b>81 849</b>	<b>455</b>	<b>198</b>	<b>79</b>	<b>71</b>	<b>67</b>	<b>29</b>	<b>10</b>		<b>1</b>		
721	Accommodation	1 191	4 474	18 129	46	29	6	5	4	1	—	—	1	—	
7211	Traveler accommodation	(G)	(D)	(D)	24	12	2	5	3	1	—	—	1	—	
72111	Hotels (exc casino hotels) & motels	1 098	4 192	16 923	23	11	2	5	3	1	—	—	1	—	
721110	Hotels (exc casino hotels) & motels	1 098	4 192	16 923	23	11	2	5	3	1	—	—	1	—	
722	Food services & drinking places	6 608	16 331	63 720	409	169	73	66	63	28	10	—	—	—	
7221	Full-service restaurants	3 378	9 197	35 369	193	79	43	28	19	17	7	—	—	—	
72211	Full-service restaurants	3 378	9 197	35 369	193	79	43	28	19	17	7	—	—	—	
722110	Full-service restaurants	3 378	9 197	35 369	193	79	43	28	19	17	7	—	—	—	
7222	Limited-service eating places	2 979	6 594	26 096	164	53	20	35	43	10	3	—	—	—	
72221	Limited-service eating places	2 979	6 594	26 096	164	53	20	35	43	10	3	—	—	—	
722211	Limited-service restaurants	2 582	5 691	23 192	139	43	15	32	38	9	2	—	—	—	
722212	Cafeterias	218	443	1 493	8	4	—	1	1	1	—	—	—	—	
722213	Snack & nonalcoholic beverage bars	179	460	1 411	17	6	5	2	4	—	—	—	—	—	
7223	Special food services	102	226	931	14	10	2	1	—	1	—	—	—	—	
7224	Drinking places (alcoholic beverages)	149	314	1 324	38	27	8	2	1	—	—	—	—	—	
72241	Drinking places (alcoholic beverages)	149	314	1 324	38	27	8	2	1	—	—	—	—	—	
722410	Drinking places (alcoholic beverages)	149	314	1 324	38	27	8	2	1	—	—	—	—	—	
<b>81</b>	<b>Other services (except public administration)</b>	<b>4 074</b>	<b>16 125</b>	<b>67 387</b>	<b>742</b>	<b>479</b>	<b>158</b>	<b>71</b>	<b>30</b>	<b>3</b>	<b>1</b>				
811	Repair & maintenance	1 054	5 749	23 886	264	195	47	14	8	—	—	—	—	—	
8111	Automotive repair & maintenance	799	3 928	16 104	193	136	42	10	5	—	—	—	—	—	
81111	Automotive mechanical & electrical R&M	362	1 886	7 579	121	96	23	1	1	—	—	—	—	—	
811111	General automotive repair	323	1 698	6 722	108	87	19	1	1	—	—	—	—	—	
81112	Automotive body, paint, interior & glass repair	252	1 532	6 334	50	29	14	6	1	—	—	—	—	—	
811121	Automotive body, paint & interior R&M	220	1 370	5 510	39	20	12	6	1	—	—	—	—	—	
81119	Other automotive R&M	185	510	2 191	22	11	5	3	3	—	—	—	—	—	
811192	Car washes	155	376	1 523	14	7	1	3	3	—	—	—	—	—	
8113	Commercial equipment (exc auto & elec) R&M	114	814	3 295	18	13	1	2	2	—	—	—	—	—	
81131	Commercial equipment (exc auto & elec) R&M	114	814	3 295	18	13	1	2	2	—	—	—	—	—	
811310	Commercial equipment (exc auto & elec) R&M	114	814	3 295	18	13	1	2	2	—	—	—	—	—	
812	Personal & laundry services	1 037	4 116	16 949	223	145	52	19	7	—	—	—	—	—	
8121	Personal care services	572	1 979	7 622	134	88	33	10	3	—	—	—	—	—	
81211	Hair, nail & skin care services	523	1 848	7 076	123	81	31	8	3	—	—	—	—	—	
812112	Beauty salons	510	1 811	6 911	116	74	31	8	3	—	—	—	—	—	
8122	Death care services	268	1 244	5 284	25	6	8	8	3	—	—	—	—	—	
81221	Funeral homes	180	970	4 099	19	5	7	6	1	—	—	—	—	—	
812210	Funeral homes	180	970	4 099	19	5	7	6	1	—	—	—	—	—	
8129	Other personal services	105	656	3 032	36	32	3	—	1	—	—	—	—	—	
813	Religious, grantmaking, civic, prof & like organizations	1 983	6 260	26 552	255	139	59	38	15	3	1	—	—	—	
8131	Religious organizations	1 121	3 885	15 780	154	76	40	26	11	1	—	—	—	—	
81311	Religious organizations	1 121	3 885	15 780	154	76	40	26	11	1	—	—	—	—	
813110	Religious organizations	1 121	3 885	15 780	154	76	40	26	11	1	—	—	—	—	
8134	Civic & social organizations	453	757	3 160	39	19	11	4	4	—	1	—	—	—	
81341	Civic & social organizations	453	757	3 160	39	19	11	4	4	—	1	—	—	—	
813410	Civic & social organizations	453	757	3 160	39	19	11	4	4	—	1	—	—	—	
8139	Business, labor, political, like organizations, Oth similar organizations (exc business, prof, labor, pol)	347	1 336	6 316	50	36	6	6	—	2	—	—	—	—	
81399	Oth similar organizations (exc business, prof, labor, pol)	280	972	4 383	30	20	3	5	—	2	—	—	—	—	
813990	Oth similar organizations (exc business, prof, labor, pol)	280	972	4 383	30	20	3	5	—	2	—	—	—	—	
<b>99</b>	<b>Unclassified establishments</b>	<b>41</b>	<b>83</b>	<b>300</b>	<b>17</b>	<b>15</b>	<b>1</b>	<b>—</b>	<b>1</b>	<b>—</b>	<b>—</b>	<b>—</b>	<b>—</b>	<b>—</b>	
<b>PINELLAS</b>															
	<b>Total</b>	<b>407 466</b>	<b>3 037 714</b>	<b>12 791 254</b>	<b>26 778</b>	<b>16 310</b>	<b>4 497</b>	<b>2 802</b>	<b>1 882</b>	<b>687</b>	<b>434</b>	<b>89</b>	<b>47</b>	<b>30</b>	
<b>11</b>	<b>Forestry, fishing, hunting, and agriculture support</b>	<b>(B)</b>	<b>(D)</b>	<b>(D)</b>	<b>27</b>	<b>25</b>	<b>2</b>	<b>—</b>	<b>—</b>	<b>—</b>	<b>—</b>	<b>—</b>	<b>—</b>	<b>—</b>	
<b>21</b>	<b>Mining</b>	<b>(A)</b>	<b>(D)</b>	<b>(D)</b>	<b>7</b>	<b>6</b>	<b>—</b>	<b>1</b>	<b>—</b>	<b>—</b>	<b>—</b>	<b>—</b>	<b>—</b>	<b>—</b>	
<b>22</b>	<b>Utilities</b>	<b>(G)</b>	<b>(D)</b>	<b>(D)</b>	<b>41</b>	<b>15</b>	<b>9</b>	<b>3</b>	<b>4</b>	<b>2</b>	<b>6</b>	<b>2</b>	<b>—</b>	<b>—</b>	
221	Utilities	(G)	(D)	(D)	41	15	9	3	4	2	6	2	—	—	
2211	Elec pwr generation, transmsn & distribution	(G)	(D)	(D)	29	7	7	2	3	2	6	2	—	—	
22111	Electric power generation	(G)	(D)	(D)	27	5	7	2	3	2	6	2	—	—	
<b>23</b>	<b>Construction</b>	<b>17 833</b>	<b>140 071</b>	<b>613 793</b>	<b>2 171</b>	<b>1 444</b>	<b>311</b>	<b>208</b>	<b>139</b>	<b>48</b>	<b>20</b>	<b>1</b>	<b>—</b>	<b>—</b>	
236	Construction of Buildings	3 578	39 652	164 550	523	377	60	48	23	11	4	—	—	—	
2361	Residential Building Construction	2 140	25 550	100 597	401	318	38	27	10	5	3	—	—	—	
23611	Residential Building Construction	2 140	25 550	100 597	401	318	38	27	10	5	3	—	—	—	
236115	New Single-Family Housing Construction (except Operative Builders)	779	7 042	29 680	208	164	21	18	3	2	—	—	—	—	
236116	New Multifamily Housing Construction (except Operative Builders)	223	1 782	7 224	20	11	5	1	1	2	—	—	—	—	
236117	New Housing Operative Builders	552	12 575	45 553	18	11	1	2	1	1	2	—	—	—	
236118	Residential Remodelers	586	4 151	18 140	155	132	11	6	5	—	1	—	—	—	

See footnotes at end of table.



**Table 6. Counties—Employees, Payroll, and Establishments by Industry: 2003—Con.**

[Excludes most government employees, railroad employees, and self-employed persons. Size class 1 to 4 includes establishments with payroll, but no employees, during mid-March pay period. (D) denotes figures withheld to avoid disclosing data for individual companies; the data are included in broader industry totals. Detailed industries with 100 or more employees are shown if industry was not a (D). For explanation of terms, abbreviations, and data reliability/comparability, see introductory text]

NAICS code	Industry	Number of employees for week including March 12	Payroll (\$1,000)		Total number of establishments	Number of establishments by employment-size class											
			First quarter	Annual		1 to 4	5 to 9	10 to 19	20 to 49	50 to 99	100 to 249	250 to 499	500 to 999	1,000 or more			
<b>23</b>	<b>PINELLAS—Con.</b>																
	<b>Construction—Con.</b>																
236	Construction of Buildings—Con.																
2362	Nonresidential Building Construction	1 438	14 102	63 953	122	59	22	21	13	6	1	—	—	—	—	—	—
23622	Commercial and Institutional Building Construction	1 415	13 950	63 204	118	57	21	20	13	6	1	—	—	—	—	—	—
236220	Commercial and Institutional Building Construction	1 415	13 950	63 204	118	57	21	20	13	6	1	—	—	—	—	—	—
237	Heavy and Civil Engineering Construction	1 786	14 937	78 677	142	81	24	15	12	5	5	—	—	—	—	—	—
2371	Utility System Construction	697	5 364	25 007	43	18	9	7	5	3	1	—	—	—	—	—	—
23711	Water and Sewer Line and Related Structures Construction	398	2 826	14 112	31	15	6	4	4	2	—	—	—	—	—	—	—
237110	Water and Sewer Line and Related Structures Construction	398	2 826	14 112	31	15	6	4	4	2	—	—	—	—	—	—	—
23713	Power and Communication Line and Related Structures Construction	250	2 153	9 284	9	3	2	2	—	1	1	—	—	—	—	—	—
237130	Power and Communication Line and Related Structures Construction	250	2 153	9 284	9	3	2	2	—	1	1	—	—	—	—	—	—
2372	Land Subdivision	212	2 874	22 015	46	37	7	1	—	—	1	—	—	—	—	—	—
23721	Land Subdivision	212	2 874	22 015	46	37	7	1	—	—	1	—	—	—	—	—	—
237210	Land Subdivision	212	2 874	22 015	46	37	7	1	—	—	1	—	—	—	—	—	—
2373	Highway, Street, and Bridge Construction	682	5 336	24 926	27	11	4	4	3	2	3	—	—	—	—	—	—
23731	Highway, Street, and Bridge Construction	682	5 336	24 926	27	11	4	4	3	2	3	—	—	—	—	—	—
237310	Highway, Street, and Bridge Construction	682	5 336	24 926	27	11	4	4	3	2	3	—	—	—	—	—	—
2379	Other Heavy and Civil Engineering Construction	195	1 363	6 729	26	15	4	3	4	—	—	—	—	—	—	—	—
23799	Other Heavy and Civil Engineering Construction	195	1 363	6 729	26	15	4	3	4	—	—	—	—	—	—	—	—
237990	Other Heavy and Civil Engineering Construction	195	1 363	6 729	26	15	4	3	4	—	—	—	—	—	—	—	—
238	Specialty Trade Contractors	12 469	85 482	370 566	1 506	986	227	145	104	32	11	1	—	—	—	—	—
2381	Foundation, Structure, and Building Exterior Contractors	2 393	14 105	63 358	308	202	46	32	20	6	2	—	—	—	—	—	—
23811	Poured Concrete Foundation and Structure Contractors	673	4 562	23 008	61	34	13	6	5	2	1	—	—	—	—	—	—
238110	Poured Concrete Foundation and Structure Contractors	673	4 562	23 008	61	34	13	6	5	2	1	—	—	—	—	—	—
23812	Structural Steel and Precast Concrete Contractors	150	1 055	4 366	16	10	1	3	1	1	—	—	—	—	—	—	—
238120	Structural Steel and Precast Concrete Contractors	150	1 055	4 366	16	10	1	3	1	1	—	—	—	—	—	—	—
23813	Framing Contractors	151	691	2 795	38	27	8	2	1	—	—	—	—	—	—	—	—
238130	Framing Contractors	151	691	2 795	38	27	8	2	1	—	—	—	—	—	—	—	—
23814	Masonry Contractors	483	2 407	9 232	58	42	6	6	1	2	1	—	—	—	—	—	—
238140	Masonry Contractors	483	2 407	9 232	58	42	6	6	1	2	1	—	—	—	—	—	—
23815	Glass and Glazing Contractors	105	798	3 416	17	11	3	1	2	—	—	—	—	—	—	—	—
238150	Glass and Glazing Contractors	105	798	3 416	17	11	3	1	2	—	—	—	—	—	—	—	—
23816	Roofing Contractors	637	3 595	16 222	75	46	10	10	8	1	—	—	—	—	—	—	—
238160	Roofing Contractors	637	3 595	16 222	75	46	10	10	8	1	—	—	—	—	—	—	—
23817	Siding Contractors	158	849	3 707	30	21	4	3	2	—	—	—	—	—	—	—	—
238170	Siding Contractors	158	849	3 707	30	21	4	3	2	—	—	—	—	—	—	—	—
2382	Building Equipment Contractors	5 882	42 997	185 276	539	320	92	56	48	14	8	1	—	—	—	—	—
23821	Electrical Contractors	2 200	16 409	72 933	196	127	30	17	11	5	6	—	—	—	—	—	—
238210	Electrical Contractors	2 200	16 409	72 933	196	127	30	17	11	5	6	—	—	—	—	—	—
23822	Plumbing, Heating, and Air-Conditioning Contractors	3 498	24 968	104 815	317	177	58	36	34	9	2	1	—	—	—	—	—
238220	Plumbing, Heating, and Air-Conditioning Contractors	3 498	24 968	104 815	317	177	58	36	34	9	2	1	—	—	—	—	—
23829	Other Building Equipment Contractors	184	1 620	7 528	26	16	4	3	3	—	—	—	—	—	—	—	—
238290	Other Building Equipment Contractors	184	1 620	7 528	26	16	4	3	3	—	—	—	—	—	—	—	—
2383	Building Finishing Contractors	2 433	14 383	64 819	482	355	62	39	22	4	—	—	—	—	—	—	—
23831	Drywall and Insulation Contractors	852	5 155	23 191	74	41	8	12	10	3	—	—	—	—	—	—	—
238310	Drywall and Insulation Contractors	852	5 155	23 191	74	41	8	12	10	3	—	—	—	—	—	—	—
23832	Painting and Wall Covering Contractors	512	2 975	14 725	162	130	24	4	4	—	—	—	—	—	—	—	—
238320	Painting and Wall Covering Contractors	512	2 975	14 725	162	130	24	4	4	—	—	—	—	—	—	—	—
23833	Flooring Contractors	208	1 221	5 532	54	42	6	5	1	—	—	—	—	—	—	—	—
238330	Flooring Contractors	208	1 221	5 532	54	42	6	5	1	—	—	—	—	—	—	—	—
23834	Tile and Terrazzo Contractors	256	1 471	6 035	49	35	4	8	2	—	—	—	—	—	—	—	—
238340	Tile and Terrazzo Contractors	256	1 471	6 035	49	35	4	8	2	—	—	—	—	—	—	—	—
23835	Finish Carpentry Contractors	413	2 407	10 604	115	90	12	10	3	—	—	—	—	—	—	—	—
238350	Finish Carpentry Contractors	413	2 407	10 604	115	90	12	10	3	—	—	—	—	—	—	—	—
23839	Other Building Finishing Contractors	192	1 154	4 732	28	17	8	—	2	1	—	—	—	—	—	—	—
238390	Other Building Finishing Contractors	192	1 154	4 732	28	17	8	—	2	1	—	—	—	—	—	—	—
2389	Other Specialty Trade Contractors	1 761	13 997	57 113	177	109	27	18	14	8	1	—	—	—	—	—	—
23891	Site Preparation Contractors	891	7 829	31 730	56	27	9	8	6	5	1	—	—	—	—	—	—
238910	Site Preparation Contractors	891	7 829	31 730	56	27	9	8	6	5	1	—	—	—	—	—	—
23899	All Other Specialty Trade Contractors	870	6 168	25 383	121	82	18	10	8	3	—	—	—	—	—	—	—
238990	All Other Specialty Trade Contractors	870	6 168	25 383	121	82	18	10	8	3	—	—	—	—	—	—	—
<b>31-33</b>	<b>Manufacturing</b>	<b>36 511</b>	<b>359 446</b>	<b>1 422 732</b>	<b>1 199</b>	<b>536</b>	<b>203</b>	<b>191</b>	<b>128</b>	<b>67</b>	<b>49</b>	<b>15</b>	<b>6</b>	<b>4</b>			
311	Food mfg	860	6 809	28 583	52	31	6	10	3	—	1	—	—	—	—	—	—
3114	Fruit & veg preserving & specialty food mfg	(C)	(D)	(D)	4	3	—	—	—	—	1	—	—	—	—	—	—
31141	Frozen food mfg	(C)	(D)	(D)	2	1	—	—	—	—	1	—	—	—	—	—	—
3115	Dairy product mfg	353	2 574	10 874	3	—	—	1	1	—	—	—	—	—	—	—	—
31152	Ice cream & frozen dessert mfg	(E)	(D)	(D)	1	—	—	—	—	—	—	1	—	—	—	—	—
3118	Bakeries & tortilla mfg	119	421	1 766	27	19	6	1	1	—	—	—	—	—	—	—	—
31181	Bread & bakery product mfg	119	421	1 766	27	19	6	1	1	—	—	—	—	—	—	—	—
314	Textile product mills	156	872	3 958	35	30	2	1	1	1	—	—	—	—	—	—	—
3149	Other textile product mills	143	818	3 722	27	22	2	1	1	1	—	—	—	—	—	—	—
31491	Textile bag & canvas mills	118	705	3 263	17	14	—	1	1	1	—	—	—	—	—	—	—

See footnotes at end of table.

**Table 6. Counties—Employees, Payroll, and Establishments by Industry: 2003—Con.**

[Excludes most government employees, railroad employees, and self-employed persons. Size class 1 to 4 includes establishments with payroll, but no employees, during mid-March pay period. (D) denotes figures withheld to avoid disclosing data for individual companies; the data are included in broader industry totals. Detailed industries with 100 or more employees are shown if industry was not a (D). For explanation of terms, abbreviations, and data reliability/comparability, see introductory text]

NAICS code	Industry	Number of employees for week including March 12	Payroll (\$1,000)		Total number of establishments	Number of establishments by employment-size class																				
			First quarter	Annual		1 to 4	5 to 9	10 to 19	20 to 49	50 to 99	100 to 249	250 to 499	500 to 999	1,000 or more												
<b>PINELLAS—Con.</b>																										
<b>31-33 Manufacturing—Con.</b>																										
315	Apparel manufacturing	406	1 752	7 602	26	13	5	3	4	—	1	—	—	—												
3152	Cut & sew apparel mfg	341	1 423	6 180	21	11	5	2	2	—	1	—	—													
31521	Cut & sew apparel contractors	304	1 084	4 847	17	9	5	2	1	—	1	—	—													
316	Leather & allied product mfg	329	1 817	9 580	7	3	—	2	—	1	1	—	—													
3169	Other leather & allied product mfg	(E)	(D)	(D)	6	3	—	2	—	—	1	—	—													
31699	Other leather & allied product mfg	(E)	(D)	(D)	6	3	—	2	—	—	1	—	—													
321	Wood product mfg	355	2 368	10 555	19	8	6	3	—	1	1	—	—													
3219	Other wood product mfg	(E)	(D)	(D)	17	7	5	3	—	1	1	—	—													
32191	Millwork	(C)	(D)	(D)	8	2	4	1	—	1	—	—	—													
32199	All other wood product mfg	217	1 245	5 478	8	5	1	1	—	—	1	—	—													
322	Paper mfg	424	4 751	17 789	13	4	3	2	1	1	2	—	—													
3222	Converted paper product mfg	(E)	(D)	(D)	11	3	2	2	1	1	2	—	—													
32221	Paperboard container mfg	271	2 306	9 428	5	—	1	2	—	1	1	—	—													
32229	Other converted paper product mfg	(C)	(D)	(D)	3	1	1	—	—	—	1	—	—													
323	Printing & related support activities	2 025	15 718	63 277	144	79	30	13	12	6	3	1	—													
3231	Printing & related support activities	2 025	15 718	63 277	144	79	30	13	12	6	3	1	—													
32311	Printing	1 976	15 310	61 572	137	75	29	12	11	6	3	1	—													
323110	Commercial lithographic printing	737	6 353	25 061	54	27	12	6	4	4	1	—	—													
323112	Commercial flexographic printing	181	1 507	6 125	5	1	—	—	3	—	1	—	—													
323113	Commercial screen printing	408	2 254	9 555	18	8	4	1	4	—	1	—	—													
323114	Quick printing	221	1 215	5 109	36	25	7	3	—	1	—	—	—													
325	Chemical mfg	2 335	25 799	107 315	46	17	5	9	6	3	4	1	—													
3251	Basic chemical mfg	134	1 637	6 570	5	2	1	1	—	—	1	—	—													
32519	Other basic organic chemical mfg	(C)	(D)	(D)	1	—	—	—	—	—	1	—	—													
3252	Resin, syn rubber, artf & syn fibers, fil mfg	219	1 633	7 023	4	1	—	—	1	1	1	—	—													
32521	Resin & synthetic rubber mfg	219	1 633	7 023	4	1	—	—	1	1	1	—	—													
3254	Pharmaceutical & medicine mfg	1 465	18 316	76 018	10	2	1	1	2	1	1	1	—													
32541	Pharmaceutical & medicine mfg	1 465	18 316	76 018	10	2	1	1	2	1	1	1	—													
3255	Paint, coating & adhesive mfg	351	3 121	12 823	12	3	2	4	1	1	1	—	—													
32551	Paint & coating mfg	(C)	(D)	(D)	9	2	1	4	1	1	—	—	—													
32552	Adhesive mfg	(C)	(D)	(D)	3	1	1	—	—	—	1	—	—													
326	Plastics & rubber products mfg	1 591	11 092	44 852	55	14	11	14	5	8	2	1	—													
3261	Plastics product mfg	1 562	10 923	44 047	51	13	9	13	5	8	2	1	—													
32612	Plastics pipe, pipe fitting, & unsupported profile shape mfg	162	1 129	4 318	8	4	—	2	—	2	—	—	—													
32613	Laminated plastics plate, sheet & shape mfg	(C)	(D)	(D)	4	2	1	—	—	—	1	—	—													
32619	Other plastics product mfg	1 213	7 697	32 116	33	5	8	8	4	6	1	1	—													
326191	Plastics plumbing fixture mfg	357	1 415	6 669	4	—	1	1	1	—	—	1	—													
326199	All other plastics product mfg	856	6 282	25 447	29	5	7	7	3	6	1	—	—													
327	Nonmetallic mineral product mfg	440	3 612	15 171	40	14	6	15	4	1	—	—	—													
3273	Cement & concrete product mfg	353	2 882	12 085	25	4	5	12	3	1	—	—	—													
32732	Ready-mix concrete mfg	151	1 376	5 716	11	1	1	8	1	—	—	—	—													
327320	Ready-mix concrete mfg	151	1 376	5 716	11	1	1	8	1	—	—	—	—													
32739	Other concrete product mfg	108	658	2 528	6	1	2	2	—	1	—	—	—													
327390	Other concrete product mfg	108	658	2 528	6	1	2	2	—	1	—	—	—													
331	Primary metal mfg	203	1 639	6 797	9	3	1	2	1	2	—	—	—													
332	Fabricated metal product mfg	3 495	28 125	111 917	216	94	47	35	25	8	6	1	—													
3321	Forging & stamping	231	1 549	6 571	7	—	2	2	1	2	—	—	—													
33211	Forging & stamping	231	1 549	6 571	7	—	2	2	1	2	—	—	—													
332116	Metal stamping	196	1 338	5 770	4	—	1	—	1	2	—	—	—													
3323	Architectural & structural metals mfg	1 576	10 499	42 642	59	22	12	8	10	2	4	1	—													
33231	Plate work & fabricated structural prod mfg	245	1 969	8 342	16	6	4	3	2	1	—	—	—													
332311	Prefab metal building & component mfg	111	874	3 458	4	1	1	1	—	1	—	—	—													
332312	Fabricated structural metal mfg	134	1 095	4 884	12	5	3	2	2	—	—	—	—													
33232	Ornamental & architectural metal prod mfg	1 331	8 530	34 300	43	16	8	5	8	1	4	1	—													
332321	Metal window & door mfg	204	1 526	5 974	7	4	—	1	—	1	—	—	—													
332322	Sheet metal work mfg	945	6 148	24 827	22	4	4	4	7	—	2	1	—													
332323	Ornamental & architectural metal work mfg	182	856	3 499	14	8	4	—	1	—	1	—	—													
3325	Hardware mfg	198	1 099	4 420	5	—	1	2	—	2	—	—	—													
33251	Hardware mfg	198	1 099	4 420	5	—	1	2	—	2	—	—	—													
332510	Hardware mfg	198	1 099	4 420	5	—	1	2	—	2	—	—	—													
3327	Mach shops, turn prod, screw, nut, bolt mfg	690	5 213	22 000	96	55	20	14	5	2	—	—	—													
33271	Machine shops	490	3 557	14 913	83	54	17	7	4	1	—	—	—													
332710	Machine shops	490	3 557	14 913	83	54	17	7	4	1	—	—	—													
33272	Turned product & screw, nut & bolt mfg	200	1 656	7 087	13	1	3	7	1	1	—	—	—													
332721	Precision turned product mfg	166	1 357	5 686	10	—	3	5	1	1	—	—	—													
3328	Coating, engrave, heat treating & oth activity	239	1 583	6 277	21	8	5	4	4	—	—	—	—													
33281	Coating, engrave, heat treating & oth activity	239	1 583	6 277	21	8	5	4	4	—	—	—	—													
332812	Metal coating, engraving & allied services	130	886	3 576	10	4	2	1	3	—	—	—	—													
332813	Electroplating, polish, anodize, coloring	109	697	2 701	11	4	3	3	1	—	—	—	—													
3329	Other fabricated metal product mfg	455	7 443	27 039	18	7	3	3	3	—	2	—	—													
33291	Metal valve mfg	(C)	(D)	(D)	3	—	2	—	—	—	1	—	—													
33299	All other fabricated metal product mfg	(E)	(D)	(D)	15	7	3	1	3	—	1	—	—													

See footnotes at end of table.

**Table 6. Counties—Employees, Payroll, and Establishments by Industry: 2003—Con.**

[Excludes most government employees, railroad employees, and self-employed persons. Size class 1 to 4 includes establishments with payroll, but no employees, during mid-March pay period. (D) denotes figures withheld to avoid disclosing data for individual companies; the data are included in broader industry totals. Detailed industries with 100 or more employees are shown if industry was not a (D). For explanation of terms, abbreviations, and data reliability/comparability, see introductory text]

NAICS code	Industry	Number of employees for week including March 12	Payroll (\$1,000)		Total number of establishments	Number of establishments by employment-size class								
			First quarter	Annual		1 to 4	5 to 9	10 to 19	20 to 49	50 to 99	100 to 249	250 to 499	500 to 999	1,000 or more
<b>PINELLAS—Con.</b>														
<b>31-33 Manufacturing—Con.</b>														
333	Machinery mfg . . . . .	2 157	21 950	84 883	99	34	19	17	18	6	5	—	—	—
3332	Industrial machinery mfg . . . . .	427	6 425	22 726	16	5	3	1	6	—	1	—	—	—
33329	Other industrial machinery mfg . . . . .	(E)	(D)	(D)	14	5	3	—	5	—	1	—	—	—
3333	Commercial & service industry machinery mfg . . . . .	216	1 980	8 393	7	2	—	1	2	2	—	—	—	—
33331	Commercial & service industry machinery mfg . . . . .	216	1 980	8 393	7	2	—	1	2	2	—	—	—	—
333319	Oth commercial, service industry machinery mfg . . . . .	139	1 470	6 255	4	1	—	—	2	1	—	—	—	—
3334	HVAC & commercial refrigeration equipment mfg . . . . .	200	1 484	6 592	5	2	1	—	1	—	1	—	—	—
33341	HVAC & commercial refrigeration equipment mfg . . . . .	200	1 484	6 592	5	2	1	—	1	—	1	—	—	—
3335	Metalworking machinery mfg . . . . .	490	3 912	14 898	32	12	10	4	5	—	1	—	—	—
33351	Metalworking machinery mfg . . . . .	490	3 912	14 898	32	12	10	4	5	—	1	—	—	—
333511	Industrial mold mfg . . . . .	302	2 524	9 963	16	6	5	2	2	—	1	—	—	—
3339	Other general purpose machinery mfg . . . . .	770	7 790	30 852	32	10	4	8	4	4	2	—	—	—
33392	Material handling equipment mfg . . . . .	113	817	3 281	8	2	1	4	1	—	—	—	—	—
33399	All other general purpose machinery mfg . . . . .	647	6 918	27 392	20	4	3	4	3	4	2	—	—	—
333993	Packaging machinery mfg . . . . .	499	5 691	22 384	7	—	—	—	1	4	2	—	—	—
333999	All other general purpose machinery mfg . . . . .	134	1 049	4 296	10	2	3	3	2	—	—	—	—	—
334	Computer & electronic product mfg . . . . .	10 783	137 319	540 336	88	24	7	17	14	7	10	3	3	3
3341	Computer & peripheral equipment mfg . . . . .	(E)	(D)	(D)	4	2	—	—	1	—	—	1	—	—
33411	Computer & peripheral equipment mfg . . . . .	(E)	(D)	(D)	4	2	—	—	1	—	—	1	—	—
3342	Communications equipment mfg . . . . .	226	4 448	16 467	11	3	—	5	2	—	1	—	—	—
33421	Telephone apparatus mfg . . . . .	(C)	(D)	(D)	3	2	—	—	—	—	1	—	—	—
33422	Radio, TV broadcast & wireless comm equip mfg . . . . .	(C)	(D)	(D)	7	1	—	4	2	—	—	—	—	—
3344	Semiconductor & oth electronic component mfg . . . . .	2 573	21 477	85 980	24	7	1	4	6	3	1	1	—	1
33441	Semiconductor & oth electronic component mfg . . . . .	2 573	21 477	85 980	24	7	1	4	6	3	1	1	—	1
334419	Other electronic component mfg . . . . .	459	3 036	12 925	7	4	—	—	1	1	—	1	—	—
3345	Nav, measuring, medical, control instruments mfg . . . . .	7 141	103 287	405 412	43	10	5	6	5	4	8	—	3	2
33451	Nav, measuring, medical, control instruments mfg . . . . .	7 141	103 287	405 412	43	10	5	6	5	4	8	—	3	2
334511	Search, detection & navigation instrument mfg . . . . .	5 788	90 018	352 668	15	2	—	—	2	2	5	—	2	2
334513	Industrial process control mfg . . . . .	138	1 377	5 489	4	1	—	1	1	1	—	—	—	—
334515	Electricity measuring, testing instrument mfg . . . . .	271	3 950	15 365	5	2	—	—	1	—	2	—	—	—
3346	Mfg & reproducing magnetic & optical media . . . . .	(E)	(D)	(D)	3	1	—	1	—	—	—	1	—	—
33461	Mfg & reproducing magnetic & optical media . . . . .	(E)	(D)	(D)	3	1	—	1	—	—	—	1	—	—
335	Electrical equip, appliance & component mfg . . . . .	1 477	11 938	47 728	26	9	2	5	2	5	2	—	1	—
3353	Electrical equipment mfg . . . . .	846	6 100	25 611	8	2	—	2	—	2	1	—	1	—
33531	Electrical equipment mfg . . . . .	846	6 100	25 611	8	2	—	2	—	2	1	—	1	—
3359	Other electrical equipment & component mfg . . . . .	606	5 679	20 832	13	4	1	2	2	3	1	—	—	—
33592	Communication & energy wire & cable mfg . . . . .	(C)	(D)	(D)	4	2	1	—	—	1	—	—	—	—
33593	Wiring device mfg . . . . .	432	4 069	14 550	8	2	—	2	2	1	1	—	—	—
336	Transportation equipment mfg . . . . .	1 798	13 922	56 204	51	25	4	6	7	3	4	2	—	—
3363	Motor vehicle parts mfg . . . . .	680	5 163	19 290	17	9	2	2	1	1	—	2	—	—
33637	Motor vehicle metal stamping . . . . .	(F)	(D)	(D)	2	—	—	—	—	—	—	2	—	—
3364	Aerospace product & parts mfg . . . . .	213	1 982	8 459	3	—	—	—	1	1	1	—	—	—
33641	Aerospace product & parts mfg . . . . .	213	1 982	8 459	3	—	—	—	1	1	1	—	—	—
3366	Ship & boat building . . . . .	809	5 998	25 419	20	10	1	2	3	1	3	—	—	—
33661	Ship & boat building . . . . .	809	5 998	25 419	20	10	1	2	3	1	3	—	—	—
337	Furniture & related product mfg . . . . .	1 102	7 830	30 345	101	52	24	15	6	3	—	1	—	—
3371	HH & institutional furniture & kitchen cabinet mfg . . . . .	425	2 446	10 763	77	44	19	10	4	—	—	—	—	—
33711	Wood kitchen cabinet & countertop mfg . . . . .	232	1 346	6 015	50	29	14	6	1	—	—	—	—	—
337110	Wood kitchen cabinet & countertop mfg . . . . .	232	1 346	6 015	50	29	14	6	1	—	—	—	—	—
33712	Household & institutional furniture mfg . . . . .	193	1 100	4 748	27	15	5	4	3	—	—	—	—	—
3372	Office furniture (including fixtures) mfg . . . . .	204	1 820	7 216	15	5	2	5	2	1	—	—	—	—
33721	Office furniture (including fixtures) mfg . . . . .	204	1 820	7 216	15	5	2	5	2	1	—	—	—	—
337212	Custom architectural woodwork & millwork mfg . . . . .	136	1 444	5 321	8	4	—	1	2	1	—	—	—	—
3379	Other furniture related product mfg . . . . .	473	3 564	12 366	9	3	3	—	—	2	—	1	—	—
33791	Mattress mfg . . . . .	(C)	(D)	(D)	5	2	1	—	—	2	—	—	—	—
33792	Blind & shade mfg . . . . .	(E)	(D)	(D)	4	1	2	—	—	—	—	1	—	—
339	Miscellaneous mfg . . . . .	6 412	61 088	231 357	156	72	23	21	17	10	7	4	1	1
3391	Medical equipment & supplies mfg . . . . .	3 778	38 458	141 701	87	39	15	11	11	5	2	3	—	1
33911	Medical equipment & supplies mfg . . . . .	3 778	38 458	141 701	87	39	15	11	11	5	2	3	—	1
339112	Surgical & medical instrument mfg . . . . .	1 644	18 873	66 333	12	2	3	1	2	1	—	—	—	—
339113	Surgical appliance & supplies mfg . . . . .	603	5 702	19 849	17	7	2	—	5	2	—	—	—	—
339115	Ophthalmic goods mfg . . . . .	1 007	9 854	38 574	7	2	—	1	2	—	—	2	—	—
339116	Dental laboratories . . . . .	379	2 925	12 809	45	27	9	7	1	—	1	—	—	—
3399	Other miscellaneous mfg . . . . .	2 634	22 630	89 656	69	33	8	10	6	5	5	1	1	—
33991	Jewelry & silverware mfg . . . . .	(C)	(D)	(D)	7	6	—	—	—	—	1	—	—	—
33992	Sporting & athletic goods mfg . . . . .	121	833	3 050	8	3	1	2	1	1	—	—	—	—
339920	Sporting & athletic goods mfg . . . . .	121	833	3 050	8	3	1	2	1	1	—	—	—	—
33994	Office supplies (exc paper) mfg . . . . .	(F)	(D)	(D)	6	2	1	1	1	—	—	—	1	—
33995	Sign mfg . . . . .	851	6 733	28 118	30	16	3	5	1	2	3	—	—	—
339950	Sign mfg . . . . .	851	6 733	28 118	30	16	3	5	1	2	3	—	—	—
33999	All other misc mfg . . . . .	688	5 954	23 361	17	5	3	2	3	2	1	1	—	—

See footnotes at end of table.

**Table 6. Counties—Employees, Payroll, and Establishments by Industry: 2003—Con.**

[Excludes most government employees, railroad employees, and self-employed persons. Size class 1 to 4 includes establishments with payroll, but no employees, during mid-March pay period. (D) denotes figures withheld to avoid disclosing data for individual companies; the data are included in broader industry totals. Detailed industries with 100 or more employees are shown if industry was not a (D). For explanation of terms, abbreviations, and data reliability/comparability, see introductory text]

NAICS code	Industry	Number of employees for week including March 12	Payroll (\$1,000)		Total number of establishments	Number of establishments by employment-size class								
			First quarter	Annual		1 to 4	5 to 9	10 to 19	20 to 49	50 to 99	100 to 249	250 to 499	500 to 999	1,000 or more
<b>PINELLAS—Con.</b>														
42	<b>Wholesale trade</b> .....	<b>15 985</b>	<b>160 922</b>	<b>689 815</b>	<b>1 582</b>	<b>1 029</b>	<b>248</b>	<b>162</b>	<b>92</b>	<b>28</b>	<b>18</b>	<b>4</b>	—	<b>1</b>
423	Merchant Wholesalers, Durable Goods .....	10 822	121 452	519 677	980	598	170	113	69	16	10	3	—	1
4231	Motor Vehicle and Motor Vehicle Parts and Supplies Merchant Wholesalers .....	728	5 423	21 347	90	53	20	10	5	1	1	—	—	—
42311	Automobile and Other Motor Vehicle Merchant Wholesalers .....	122	963	3 324	23	15	5	2	1	—	—	—	—	—
423110	Automobile and Other Motor Vehicle Merchant Wholesalers .....	122	963	3 324	23	15	5	2	1	—	—	—	—	—
42312	Motor Vehicle Supplies and New Parts Merchant Wholesalers .....	537	3 941	15 708	55	30	14	6	3	1	1	—	—	—
423120	Motor Vehicle Supplies and New Parts Merchant Wholesalers .....	537	3 941	15 708	55	30	14	6	3	1	1	—	—	—
4232	Furniture and Home Furnishing Merchant Wholesalers .....	282	2 024	8 041	52	41	3	4	3	1	—	—	—	—
42322	Home Furnishing Merchant Wholesalers .....	199	1 195	5 183	36	28	1	4	3	—	—	—	—	—
423220	Home Furnishing Merchant Wholesalers .....	199	1 195	5 183	36	28	1	4	3	—	—	—	—	—
4233	Lumber and Other Construction Materials Merchant Wholesalers .....	545	4 235	18 345	63	37	14	3	7	1	1	—	—	—
42331	Lumber, Plywood, Millwork, and Wood Panel Merchant Wholesalers .....	362	3 061	12 738	36	23	5	1	6	—	1	—	—	—
423310	Lumber, Plywood, Millwork, and Wood Panel Merchant Wholesalers .....	362	3 061	12 738	36	23	5	1	6	—	1	—	—	—
4234	Professional and Commercial Equipment and Supplies Merchant Wholesalers .....	4 310	50 143	247 837	180	103	28	27	12	3	4	2	—	1
42342	Office Equipment Merchant Wholesalers .....	376	3 272	47 489	29	16	2	6	3	—	—	—	—	—
423420	Office Equipment Merchant Wholesalers .....	376	3 272	47 489	29	16	2	6	3	2	—	—	—	—
42343	Computer and Computer Peripheral Equipment and Software Merchant Wholesalers .....	2 715	35 978	157 924	51	30	7	7	3	—	2	1	—	1
423430	Computer and Computer Peripheral Equipment and Software Merchant Wholesalers .....	2 715	35 978	157 924	51	30	7	7	3	—	2	1	—	1
42344	Other Commercial Equipment Merchant Wholesalers .....	167	1 983	8 043	19	8	4	5	2	—	—	—	—	—
423440	Other Commercial Equipment Merchant Wholesalers .....	167	1 983	8 043	19	8	4	5	2	—	—	—	—	—
42345	Medical, Dental, and Hospital Equipment and Supplies Merchant Wholesalers .....	503	5 501	22 701	54	31	12	7	3	—	1	—	—	—
423450	Medical, Dental, and Hospital Equipment and Supplies Merchant Wholesalers .....	503	5 501	22 701	54	31	12	7	3	—	1	—	—	—
42346	Ophthalmic Goods Merchant Wholesalers .....	466	2 017	8 408	18	11	2	2	1	—	1	1	—	—
423460	Ophthalmic Goods Merchant Wholesalers .....	466	2 017	8 408	18	11	2	2	1	—	1	1	—	—
4235	Metal and Mineral (except Petroleum) Merchant Wholesalers .....	263	7 854	18 317	35	22	6	5	1	1	—	—	—	—
42351	Metal Service Centers and Other Metal Merchant Wholesalers .....	(C)	(D)	(D)	34	22	6	5	1	—	—	—	—	—
4236	Electrical and Electronic Goods Merchant Wholesalers .....	2 004	28 492	109 906	186	114	29	18	17	5	2	1	—	—
42361	Electrical Apparatus and Equipment, Wiring Supplies, and Related Equipment .....	677	8 187	28 407	55	33	5	6	8	2	1	—	—	—
423610	Electrical Apparatus and Equipment, Wiring Supplies, and Related Equipment .....	677	8 187	28 407	55	33	5	6	8	2	1	—	—	—
42369	Other Electronic Parts and Equipment Merchant Wholesalers .....	1 274	19 101	76 916	118	70	23	12	8	3	1	1	—	—
423690	Other Electronic Parts and Equipment Merchant Wholesalers .....	1 274	19 101	76 916	118	70	23	12	8	3	1	1	—	—
4237	Hardware, and Plumbing and Heating Equipment and Supplies Merchant Wholesale .....	545	4 591	19 508	66	32	16	11	7	—	—	—	—	—
42371	Hardware Merchant Wholesalers .....	192	1 541	5 471	21	9	4	5	3	—	—	—	—	—
423710	Hardware Merchant Wholesalers .....	192	1 541	5 471	21	9	4	5	3	—	—	—	—	—
42373	Warm Air Heating and Air-Conditioning Equipment and Supplies Merchant Wholesalers .....	239	2 188	10 204	27	13	8	3	3	—	—	—	—	—
423730	Warm Air Heating and Air-Conditioning Equipment and Supplies Merchant Wholesalers .....	239	2 188	10 204	27	13	8	3	3	—	—	—	—	—
4238	Machinery, Equipment, and Supplies Merchant Wholesalers .....	1 217	11 425	46 925	165	102	30	17	13	2	1	—	—	—
42383	Industrial Machinery and Equipment Merchant Wholesalers .....	573	6 075	24 370	93	61	15	8	9	—	—	—	—	—
423830	Industrial Machinery and Equipment Merchant Wholesalers .....	573	6 075	24 370	93	61	15	8	9	—	—	—	—	—
42384	Industrial Supplies Merchant Wholesalers .....	372	3 113	13 382	22	12	4	1	2	2	1	—	—	—
423840	Industrial Supplies Merchant Wholesalers .....	372	3 113	13 382	22	12	4	1	2	2	1	—	—	—
42385	Service Establishment Equipment and Supplies Merchant Wholesalers .....	158	1 072	4 561	21	9	6	4	2	—	—	—	—	—
423850	Service Establishment Equipment and Supplies Merchant Wholesalers .....	158	1 072	4 561	21	9	6	4	2	—	—	—	—	—
4239	Miscellaneous Durable Goods Merchant Wholesalers .....	928	7 265	29 451	143	94	24	18	4	2	1	—	—	—
42391	Sporting and Recreational Goods and Supplies Merchant Wholesalers .....	283	2 785	10 413	30	14	8	5	2	1	—	—	—	—
423910	Sporting and Recreational Goods and Supplies Merchant Wholesalers .....	283	2 785	10 413	30	14	8	5	2	1	—	—	—	—
42392	Toy and Hobby Goods and Supplies Merchant Wholesalers .....	144	831	3 562	9	5	2	1	—	—	1	—	—	—
423920	Toy and Hobby Goods and Supplies Merchant Wholesalers .....	144	831	3 562	9	5	2	1	—	—	1	—	—	—
42399	Other Miscellaneous Durable Goods Merchant Wholesalers .....	363	2 643	11 362	62	42	9	8	2	1	—	—	—	—
423990	Other Miscellaneous Durable Goods Merchant Wholesalers .....	363	2 643	11 362	62	42	9	8	2	1	—	—	—	—

See footnotes at end of table.

**Table 6. Counties—Employees, Payroll, and Establishments by Industry: 2003—Con.**

[Excludes most government employees, railroad employees, and self-employed persons. Size class 1 to 4 includes establishments with payroll, but no employees, during mid-March pay period. (D) denotes figures withheld to avoid disclosing data for individual companies; the data are included in broader industry totals. Detailed industries with 100 or more employees are shown if industry was not a (D). For explanation of terms, abbreviations, and data reliability/comparability, see introductory text]

NAICS code	Industry	Number of employees for week including March 12	Payroll (\$1,000)		Total number of establishments	Number of establishments by employment-size class									
			First quarter	Annual		1 to 4	5 to 9	10 to 19	20 to 49	50 to 99	100 to 249	250 to 499	500 to 999	1,000 or more	
<b>PINELLAS—Con.</b>															
<b>42 Wholesale trade—Con.</b>															
424	Merchant Wholesalers, Nondurable Goods .....	4 050	30 624	130 891	405	262	61	43	22	10	7	-	-	-	
4241	Paper and Paper Product Merchant Wholesalers .....	372	2 352	12 656	41	31	4	4	-	1	1	-	-	-	
42412	Stationery and Office Supplies Merchant Wholesalers .....	133	854	3 578	20	16	1	2	-	1	-	-	-	-	
424120	Stationery and Office Supplies Merchant Wholesalers .....	133	854	3 578	20	16	1	2	-	1	-	-	-	-	
42413	Industrial and Personal Service Paper Merchant Wholesalers .....	226	1 387	8 617	15	9	3	2	-	-	1	-	-	-	
424130	Industrial and Personal Service Paper Merchant Wholesalers .....	226	1 387	8 617	15	9	3	2	-	-	1	-	-	-	
4242	Drugs and Druggists' Sundries Merchant Wholesalers .....	831	6 302	26 245	27	12	3	4	3	3	2	-	-	-	
42421	Drugs and Druggists' Sundries Merchant Wholesalers .....	831	6 302	26 245	27	12	3	4	3	3	2	-	-	-	
424210	Drugs and Druggists' Sundries Merchant Wholesalers .....	831	6 302	26 245	27	12	3	4	3	3	2	-	-	-	
4243	Apparel, Piece Goods, and Notions Merchant Wholesalers .....	366	2 998	11 775	39	26	3	6	2	1	1	-	-	-	
42432	Men's and Boys' Clothing and Furnishings Merchant Wholesalers .....	239	2 111	8 134	11	5	2	1	1	1	1	-	-	-	
424320	Men's and Boys' Clothing and Furnishings Merchant Wholesalers .....	239	2 111	8 134	11	5	2	1	1	1	1	-	-	-	
42433	Women's, Children's, and Infants' Clothing and Accessories Merchant Whol .....	103	774	3 162	15	9	-	5	1	-	-	-	-	-	
424330	Women's, Children's, and Infants' Clothing and Accessories Merchant Whol .....	103	774	3 162	15	9	-	5	1	-	-	-	-	-	
4244	Grocery and Related Product Wholesalers .....	1 028	8 135	33 784	107	73	13	12	7	-	2	-	-	-	
42442	Packaged Frozen Food Merchant Wholesalers .....	364	2 620	10 802	17	10	1	3	2	-	1	-	-	-	
424420	Packaged Frozen Food Merchant Wholesalers .....	364	2 620	10 802	17	10	1	3	2	-	1	-	-	-	
42446	Fish and Seafood Merchant Wholesalers .....	116	783	3 312	18	10	4	4	-	-	-	-	-	-	
424460	Fish and Seafood Merchant Wholesalers .....	116	783	3 312	18	10	4	4	-	-	-	-	-	-	
42449	Other Grocery and Related Products Merchant Wholesalers .....	327	2 774	12 751	27	18	4	2	2	-	1	-	-	-	
424490	Other Grocery and Related Products Merchant Wholesalers .....	327	2 774	12 751	27	18	4	2	2	-	1	-	-	-	
4246	Chemical and Allied Products Merchant Wholesalers .....	531	3 872	16 755	54	28	11	8	4	3	-	-	-	-	
42461	Plastics Materials and Basic Forms and Shapes Merchant Wholesalers .....	116	1 078	4 596	20	10	6	3	1	-	-	-	-	-	
424610	Plastics Materials and Basic Forms and Shapes Merchant Wholesalers .....	116	1 078	4 596	20	10	6	3	1	-	-	-	-	-	
42469	Other Chemical and Allied Products Merchant Wholesalers .....	415	2 794	12 159	34	18	5	5	3	3	-	-	-	-	
424690	Other Chemical and Allied Products Merchant Wholesalers .....	415	2 794	12 159	34	18	5	5	3	3	-	-	-	-	
4247	Petroleum and Petroleum Products Merchant Wholesalers .....	(C)	(D)	(D)	9	4	2	1	2	-	-	-	-	-	
4248	Beer, Wine, and Distilled Alcoholic Beverage Merchant Wholesalers .....	(C)	(D)	(D)	12	6	5	-	-	-	1	-	-	-	
42481	Beer and Ale Merchant Wholesalers .....	(C)	(D)	(D)	5	1	3	-	-	-	1	-	-	-	
4249	Miscellaneous Nondurable Goods Merchant Wholesalers .....	603	4 315	18 239	115	81	20	8	4	2	-	-	-	-	
42493	Flower, Nursery Stock, and Florists' Supplies Merchant Wholesalers .....	148	735	3 321	17	8	6	2	-	1	-	-	-	-	
424930	Flower, Nursery Stock, and Florists' Supplies Merchant Wholesalers .....	148	735	3 321	17	8	6	2	-	1	-	-	-	-	
42495	Paint, Varnish, and Supplies Merchant Wholesalers .....	106	792	3 101	12	5	3	3	1	-	-	-	-	-	
424950	Paint, Varnish, and Supplies Merchant Wholesalers .....	106	792	3 101	12	5	3	3	1	-	-	-	-	-	
42499	Other Miscellaneous Nondurable Goods Merchant Wholesalers .....	266	2 040	8 628	60	49	5	2	3	1	-	-	-	-	
424990	Other Miscellaneous Nondurable Goods Merchant Wholesalers .....	266	2 040	8 628	60	49	5	2	3	1	-	-	-	-	
425	Wholesale Electronic Markets and Agents and Brokers .....	1 113	8 846	39 247	197	169	17	6	1	2	1	1	-	-	
4251	Wholesale Electronic Markets and Agents and Brokers .....	1 113	8 846	39 247	197	169	17	6	1	2	1	1	-	-	
42512	Wholesale Trade Agents and Brokers .....	1 111	8 833	39 113	194	166	17	6	1	2	1	1	-	-	
425120	Wholesale Trade Agents and Brokers .....	1 111	8 833	39 113	194	166	17	6	1	2	1	1	-	-	
<b>44-45</b>	<b>Retail trade .....</b>	<b>52 581</b>	<b>293 879</b>	<b>1 181 143</b>	<b>3 870</b>	<b>2 104</b>	<b>828</b>	<b>446</b>	<b>270</b>	<b>120</b>	<b>88</b>	<b>10</b>	<b>3</b>	<b>1</b>	
441	Motor vehicle & parts dealers .....	6 710	59 570	247 379	414	204	88	65	21	18	17	1	-	-	
4411	Automobile dealers .....	4 636	45 748	189 476	157	86	18	11	8	16	17	1	-	-	
44111	New car dealers .....	4 192	42 943	177 406	66	21	2	3	7	15	17	1	-	-	
441110	New car dealers .....	4 192	42 943	177 406	66	21	2	3	7	15	17	1	-	-	
44112	Used car dealers .....	444	2 805	12 070	91	65	16	8	1	1	-	-	-	-	
441120	Used car dealers .....	444	2 805	12 070	91	65	16	8	1	1	-	-	-	-	
4412	Other motor vehicle dealers .....	796	5 385	23 583	100	62	16	14	7	1	-	-	-	-	
44121	Recreational vehicle dealers .....	111	897	3 975	13	8	2	2	1	-	-	-	-	-	
441210	Recreational vehicle dealers .....	111	897	3 975	13	8	2	2	1	-	-	-	-	-	
44122	Motorcycle & boat & other MV dealers .....	685	4 488	19 608	87	54	14	12	6	1	-	-	-	-	
441221	Motorcycle dealers .....	244	1 776	7 655	15	8	2	1	3	1	-	-	-	-	
441222	Boat dealers .....	399	2 488	11 035	64	41	11	9	3	-	-	-	-	-	

See footnotes at end of table.

**Table 6. Counties—Employees, Payroll, and Establishments by Industry: 2003—Con.**

[Excludes most government employees, railroad employees, and self-employed persons. Size class 1 to 4 includes establishments with payroll, but no employees, during mid-March pay period. (D) denotes figures withheld to avoid disclosing data for individual companies; the data are included in broader industry totals. Detailed industries with 100 or more employees are shown if industry was not a (D). For explanation of terms, abbreviations, and data reliability/comparability, see introductory text]

NAICS code	Industry	Number of employees for week including March 12	Payroll (\$1,000)		Total number of establishments	Number of establishments by employment-size class																				
			First quarter	Annual		1 to 4	5 to 9	10 to 19	20 to 49	50 to 99	100 to 249	250 to 499	500 to 999	1,000 or more												
<b>PINELLAS—Con.</b>																										
<b>44-45 Retail trade—Con.</b>																										
<b>441 Motor vehicle &amp; parts dealers—Con.</b>																										
4413	Automotive parts, accessories & tire stores . . . . .	1 278	8 437	34 320	157	56	54	40	6	1	—	—	—	—	—	—	—									
44131	Automotive parts, accessories & tire stores . . . . .	736	3 980	16 464	102	47	29	23	2	1	—	—	—	—	—	—	—									
441310	Automotive parts, accessories & tire stores . . . . .	736	3 980	16 464	102	47	29	23	2	1	—	—	—	—	—	—	—									
44132	Tire dealers . . . . .	542	4 457	17 856	55	9	25	17	4	—	—	—	—	—	—	—	—									
441320	Tire dealers . . . . .	542	4 457	17 856	55	9	25	17	4	—	—	—	—	—	—	—	—									
442	Furniture & home furnishing stores . . . . .	1 447	8 773	36 801	234	142	50	25	16	1	—	—	—	—	—	—	—									
4421	Furniture stores . . . . .	746	5 200	21 281	96	53	20	12	10	1	—	—	—	—	—	—	—									
44211	Furniture stores . . . . .	746	5 200	21 281	96	53	20	12	10	1	—	—	—	—	—	—	—									
442110	Furniture stores . . . . .	746	5 200	21 281	96	53	20	12	10	1	—	—	—	—	—	—	—									
4422	Home furnishings stores . . . . .	701	3 573	15 520	138	89	30	13	6	—	—	—	—	—	—	—	—									
44221	Floor covering stores . . . . .	238	1 631	7 409	52	33	15	2	2	—	—	—	—	—	—	—	—									
442210	Floor covering stores . . . . .	238	1 631	7 409	52	33	15	2	2	—	—	—	—	—	—	—	—									
44229	Other home furnishings stores . . . . .	463	1 942	8 111	86	56	15	11	4	—	—	—	—	—	—	—	—									
442299	All other home furnishings stores . . . . .	438	1 855	7 771	73	44	14	11	4	—	—	—	—	—	—	—	—									
443	Electronics & appliance stores . . . . .	1 600	8 970	38 227	186	117	42	12	7	5	3	—	—	—	—	—	—									
4431	Electronics & appliance stores . . . . .	1 600	8 970	38 227	186	117	42	12	7	5	3	—	—	—	—	—	—									
44311	Appliance, TV & all other electronics stores . . . . .	1 350	7 733	33 247	132	80	30	8	7	4	3	—	—	—	—	—	—									
443111	Household appliance stores . . . . .	101	878	3 187	21	13	5	3	—	—	—	—	—	—	—	—	—									
443112	Radio, television & other electronics stores . . . . .	1 249	6 855	30 060	111	67	25	5	7	4	3	—	—	—	—	—	—									
44312	Computer & software stores . . . . .	204	1 033	4 232	47	34	10	2	—	1	—	—	—	—	—	—	—									
443120	Computer & software stores . . . . .	204	1 033	4 232	47	34	10	2	—	1	—	—	—	—	—	—	—									
444	Bldg material & garden equip & supp dealers . . . . .	3 208	18 599	75 313	232	139	43	29	11	1	7	2	—	—	—	—	—									
4441	Building material & supplies dealers . . . . .	3 054	17 841	71 904	196	114	35	27	10	1	7	2	—	—	—	—	—									
44411	Home centers . . . . . (G) (D) (D)				18	6	1	2	—	—	7	2	—	—	—	—	—									
44412	Paint & wallpaper stores . . . . . (C) (D) (D)				34	26	8	—	—	—	—	—	—	—	—	—	—									
44413	Hardware stores . . . . .	272	1 151	4 761	35	19	3	11	2	—	—	—	—	—	—	—	—									
444130	Hardware stores . . . . .	272	1 151	4 761	35	19	3	11	2	—	—	—	—	—	—	—	—									
44419	Other building material dealers . . . . .	734	4 848	20 932	109	63	23	14	8	1	—	—	—	—	—	—	—									
444190	Other building material dealers . . . . .	734	4 848	20 932	109	63	23	14	8	1	—	—	—	—	—	—	—									
4442	Lawn & garden equip & supplies stores . . . . .	154	758	3 409	36	25	8	2	1	—	—	—	—	—	—	—	—									
44422	Nursery & garden centers . . . . .	116	510	2 314	27	18	7	1	1	—	—	—	—	—	—	—	—									
444220	Nursery & garden centers . . . . .	116	510	2 314	27	18	7	1	1	—	—	—	—	—	—	—	—									
445	Food & beverage stores . . . . .	11 989	50 679	198 098	516	332	44	30	19	52	37	2	—	—	—	—	—									
4451	Grocery stores . . . . .	11 428	48 500	188 108	363	216	21	18	17	52	37	2	—	—	—	—	—									
44511	Grocery (except convenience) stores . . . . .	10 880	46 754	180 399	199	79	7	7	15	52	37	2	—	—	—	—	—									
445110	Grocery (except convenience) stores . . . . .	10 880	46 754	180 399	199	79	7	7	15	52	37	2	—	—	—	—	—									
44512	Convenience stores . . . . .	548	1 746	7 709	164	137	14	11	2	—	—	—	—	—	—	—	—									
445120	Convenience stores . . . . .	548	1 746	7 709	164	137	14	11	2	—	—	—	—	—	—	—	—									
4452	Specialty food stores . . . . .	299	1 021	4 983	92	76	8	6	2	—	—	—	—	—	—	—	—									
44529	Other specialty food stores . . . . .	148	481	2 707	53	47	1	5	—	—	—	—	—	—	—	—	—									
4453	Beer, wine & liquor stores . . . . .	262	1 158	5 007	61	40	15	6	—	—	—	—	—	—	—	—	—									
44531	Beer, wine & liquor stores . . . . .	262	1 158	5 007	61	40	15	6	—	—	—	—	—	—	—	—	—									
445310	Beer, wine & liquor stores . . . . .	262	1 158	5 007	61	40	15	6	—	—	—	—	—	—	—	—	—									
446	Health & personal care stores . . . . .	4 178	24 856	102 478	353	168	62	41	72	9	1	—	—	—	—	—	—									
4461	Health & personal care stores . . . . .	4 178	24 856	102 478	353	168	62	41	72	9	1	—	—	—	—	—	—									
44611	Pharmacies & drug stores . . . . .	3 009	19 012	77 184	134	21	15	26	64	7	1	—	—	—	—	—	—									
446110	Pharmacies & drug stores . . . . .	3 009	19 012	77 184	134	21	15	26	64	7	1	—	—	—	—	—	—									
44612	Cosmetics, beauty supplies & perfume stores . . . . .	261	553	2 341	43	26	9	3	5	—	—	—	—	—	—	—	—									
446120	Cosmetics, beauty supplies & perfume stores . . . . .	261	553	2 341	43	26	9	3	5	—	—	—	—	—	—	—	—									
44613	Optical goods stores . . . . .	366	2 088	9 341	63	36	17	8	2	—	—	—	—	—	—	—	—									
446130	Optical goods stores . . . . .	366	2 088	9 341	63	36	17	8	2	—	—	—	—	—	—	—	—									
44619	Other health & personal care stores . . . . .	542	3 203	13 612	113	85	21	4	1	2	—	—	—	—	—	—	—									
446191	Food (health) supplement stores . . . . .	297	1 077	4 493	54	37	15	—	1	1	—	—	—	—	—	—	—									
446199	All other health & personal care stores . . . . .	245	2 126	9 119	59	48	6	4	—	1	—	—	—	—	—	—	—									
447	Gasoline stations . . . . .	2 231	8 651	35 456	302	119	100	71	11	1	—	—	—	—	—	—	—									
4471	Gasoline stations . . . . .	2 231	8 651	35 456	302	119	100	71	11	1	—	—	—	—	—	—	—									
44711	Gasoline stations with convenience stores . . . . .	1 958	7 730	31 411	264	94	92	69	9	—	—	—	—	—	—	—	—									
447110	Gasoline stations with convenience stores . . . . .	1 958	7 730	31 411	264	94	92	69	9	—	—	—	—	—	—	—	—									
44719	Other gasoline stations . . . . .	273	921	4 045	38	25	8	2	2	1	—	—	—	—	—	—	—									
447190	Other gasoline stations . . . . .	273	921	4 045	38	25	8	2	2	1	—	—	—	—	—	—	—									
448	Clothing & clothing accessories stores . . . . .	4 266	13 936	56 874	514	237	171	57	39	10	—	—	—	—	—	—	—									
4481	Clothing stores . . . . .	3 314	9 719	40 228	328	138	96	51	33	10	—	—	—	—	—	—	—									
44811	Men's clothing stores . . . . .	127	507	1 759	23	13	5	4	1	—	—	—	—	—	—	—	—									
448110	Men's clothing stores . . . . .	127	507	1 759	23	13	5	4	1	—	—	—	—	—	—	—	—									
44812	Women's clothing stores . . . . .	741	1 975	7 659	110	47	40	19	4	—	—	—	—	—	—	—	—									
448120	Women's clothing stores . . . . .	741	1 975	7 659	110	47	40	19	4	—	—	—	—	—	—	—	—									
44813	Children's & infants' clothing stores . . . . .	200	528	1 975	18	5	8	2	3	—	—	—	—	—	—	—	—									
448130	Children's & infants' clothing stores . . . . .	200	528	1 975	18	5	8	2	3	—	—	—	—	—	—	—	—									
44814	Family clothing stores . . . . .	1 683	4 916	20 692	95	26	18	23	20	8	—	—	—	—	—	—	—									
448140	Family clothing stores . . . . .	1 683	4 916	20 692	95	26	18	23	20	8	—	—	—	—	—	—	—									
44819	Other clothing stores . . . . .	507	1 619	7 274	66	37	19	3	5	2	—	—	—	—	—	—	—									
448190	Other clothing stores . . . . .	507	1 619	7 274	66	37	19	3	5	2	—	—	—	—	—	—	—									

**Table 6. Counties—Employees, Payroll, and Establishments by Industry: 2003—Con.**

[Excludes most government employees, railroad employees, and self-employed persons. Size class 1 to 4 includes establishments with payroll, but no employees, during mid-March pay period. (D) denotes figures withheld to avoid disclosing data for individual companies; the data are included in broader industry totals. Detailed industries with 100 or more employees are shown if industry was not a (D). For explanation of terms, abbreviations, and data reliability/comparability, see introductory text]

NAICS code	Industry	Number of employees for week including March 12	Payroll (\$1,000)		Total number of establishments	Number of establishments by employment-size class								
			First quarter	Annual		1 to 4	5 to 9	10 to 19	20 to 49	50 to 99	100 to 249	250 to 499	500 to 999	1,000 or more
<b>PINELLAS—Con.</b>														
<b>44-45 Retail trade—Con.</b>														
451	Sporting goods, hobby, book & music stores . . . . .	1 779	6 333	27 127	221	124	50	25	16	6	—	—	—	—
4511	Sporting goods, hobby, musical instrument stores . . . . .	1 175	4 704	20 211	159	94	38	13	10	4	—	—	—	—
45111	Sporting goods stores . . . . .	559	2 590	11 215	95	61	22	8	2	—	—	—	—	—
451110	Sporting goods stores . . . . .	559	2 590	11 215	95	61	22	8	2	—	—	—	—	—
45112	Hobby, toy & game stores . . . . .	385	1 093	5 030	34	18	7	3	4	2	—	—	—	—
451120	Hobby, toy & game stores . . . . .	385	1 093	5 030	34	18	7	3	4	2	—	—	—	—
45113	Sewing, needlework & piece goods stores . . . . .	161	560	2 197	18	8	5	2	3	—	—	—	—	—
451130	Sewing, needlework & piece goods stores . . . . .	161	560	2 197	18	8	5	2	3	—	—	—	—	—
4512	Book, periodical & music stores . . . . .	604	1 629	6 916	62	30	12	6	2	—	—	—	—	—
45121	Book stores & news dealers . . . . .	411	1 206	5 067	42	21	10	5	4	2	—	—	—	—
451211	Book stores . . . . .	314	1 027	4 404	36	17	10	5	3	1	—	—	—	—
45122	Prerecorded tape, CD & record stores . . . . .	193	423	1 849	20	9	2	7	2	—	—	—	—	—
451220	Prerecorded tape, CD & record stores . . . . .	193	423	1 849	20	9	2	7	2	—	—	—	—	—
452	General merchandise stores . . . . .	7 354	35 091	134 020	127	33	37	10	12	10	19	4	2	—
4521	Department stores . . . . .	4 776	22 989	86 165	33	—	—	1	2	10	16	4	—	—
45211	Department stores . . . . .	4 776	22 989	86 165	33	—	—	1	2	10	16	4	—	—
452111	Department Stores (except Discount Department Stores) . . . . .	1 765	9 856	32 864	11	—	—	1	1	1	7	1	—	—
452112	Discount Department Stores . . . . .	3 011	13 133	53 301	22	—	—	—	1	9	9	3	—	—
4529	Other general merchandise stores . . . . .	2 578	12 102	47 855	94	33	37	9	10	—	3	—	2	—
45291	Warehouse clubs & superstores . . . . .	(G)	(D)	(D)	5	—	—	—	—	—	3	—	2	—
45299	All other general merchandise stores . . . . .	(F)	(D)	(D)	89	33	37	9	10	—	—	—	—	—
453	Miscellaneous store retailers . . . . .	3 117	10 726	43 514	533	326	111	61	33	2	—	—	—	—
4531	Florists . . . . .	360	1 057	4 079	74	48	14	11	1	—	—	—	—	—
45311	Florists . . . . .	360	1 057	4 079	74	48	14	11	1	—	—	—	—	—
453110	Florists . . . . .	360	1 057	4 079	74	48	14	11	1	—	—	—	—	—
4532	Office supplies, stationery & gift stores . . . . .	1 200	4 309	16 954	192	105	49	21	17	—	—	—	—	—
45321	Office supplies & stationery stores . . . . .	413	2 338	8 389	31	10	5	4	12	—	—	—	—	—
453210	Office supplies & stationery stores . . . . .	413	2 338	8 389	31	10	5	4	12	—	—	—	—	—
45322	Gift, novelty & souvenir stores . . . . .	787	1 971	8 565	161	95	44	17	5	—	—	—	—	—
453220	Gift, novelty & souvenir stores . . . . .	787	1 971	8 565	161	95	44	17	5	—	—	—	—	—
4533	Used merchandise stores . . . . .	487	1 420	5 512	83	58	13	9	1	2	—	—	—	—
45331	Used merchandise stores . . . . .	487	1 420	5 512	83	58	13	9	1	2	—	—	—	—
453310	Used merchandise stores . . . . .	487	1 420	5 512	83	58	13	9	1	2	—	—	—	—
4539	Other miscellaneous store retailers . . . . .	1 070	3 940	16 969	184	115	35	20	14	—	—	—	—	—
45391	Pet & pet supplies stores . . . . .	315	1 118	4 944	43	25	11	2	5	—	—	—	—	—
453910	Pet & pet supplies stores . . . . .	315	1 118	4 944	43	25	11	2	5	—	—	—	—	—
45399	All other miscellaneous store retailers . . . . .	667	2 404	10 273	110	65	20	16	9	—	—	—	—	—
453998	All other misc store retailers (exc tobacco) . . . . .	585	2 282	9 791	98	59	16	15	8	—	—	—	—	—
454	Nonstore retailers . . . . .	4 702	47 695	185 856	238	163	30	20	13	5	4	1	1	1
4541	Electronic shopping & mail-order houses . . . . .	3 805	42 565	165 387	103	67	13	9	5	3	3	1	1	1
45411	Electronic shopping & mail-order houses . . . . .	3 805	42 565	165 387	103	67	13	9	5	3	3	1	1	1
454111	Electronic Shopping . . . . .	306	2 018	8 873	54	39	7	5	2	1	—	—	—	—
454113	Mail-Order Houses . . . . .	3 499	40 547	156 514	49	28	6	4	3	2	3	1	1	1
4542	Vending machine operators . . . . .	237	988	4 359	19	12	3	1	2	—	1	—	—	—
45421	Vending machine operators . . . . .	237	988	4 359	19	12	3	1	2	—	1	—	—	—
454210	Vending machine operators . . . . .	237	988	4 359	19	12	3	1	2	—	1	—	—	—
4543	Direct selling establishments . . . . .	660	4 142	16 110	116	84	14	10	6	2	—	—	—	—
45439	Other direct selling establishments . . . . .	570	3 492	13 681	103	77	11	8	5	2	—	—	—	—
454390	Other direct selling establishments . . . . .	570	3 492	13 681	103	77	11	8	5	2	—	—	—	—
<b>48-49</b>	<b>Transportation &amp; warehousing . . . . .</b>	<b>4 022</b>	<b>26 016</b>	<b>103 807</b>	<b>394</b>	<b>264</b>	<b>57</b>	<b>38</b>	<b>23</b>	<b>6</b>	<b>4</b>	<b>1</b>	<b>1</b>	<b>—</b>
481	Air transportation . . . . .	424	2 859	10 682	9	5	2	—	—	1	—	1	—	—
4812	Nonscheduled air transportation . . . . .	(E)	(D)	(D)	5	3	1	—	—	—	—	1	—	—
48121	Nonscheduled air transportation . . . . .	(E)	(D)	(D)	5	3	1	—	—	—	—	1	—	—
484	Truck transportation . . . . .	664	4 442	20 149	163	126	19	11	7	—	—	—	—	—
4841	General freight trucking . . . . .	239	1 821	8 768	77	66	4	4	3	—	—	—	—	—
48412	General freight trucking, long-distance . . . . .	162	1 540	7 307	40	33	2	2	3	—	—	—	—	—
4842	Specialized freight trucking . . . . .	425	2 621	11 381	86	60	15	7	4	—	—	—	—	—
48421	Used household & office goods moving . . . . .	257	1 562	6 889	30	17	5	4	4	—	—	—	—	—
484210	Used household & office goods moving . . . . .	257	1 562	6 889	30	17	5	4	4	—	—	—	—	—
48422	Specialized freight (exc used) trucking, local . . . . .	118	569	2 455	39	29	9	1	—	—	—	—	—	—
484220	Specialized freight (exc used) trucking, local . . . . .	118	569	2 455	39	29	9	1	—	—	—	—	—	—
485	Transit & ground passenger transportation . . . . .	721	3 096	9 621	44	25	9	3	3	2	2	—	—	—
4853	Taxi & limousine service . . . . .	333	1 667	5 141	23	15	5	1	—	1	1	—	—	—
48531	Taxi service . . . . .	120	707	2 914	8	4	2	1	—	1	—	—	—	—
485310	Taxi service . . . . .	120	707	2 914	8	4	2	1	—	1	—	—	—	—
48532	Limousine service . . . . .	213	960	2 227	15	11	3	—	—	—	1	—	—	—
485320	Limousine service . . . . .	213	960	2 227	15	11	3	—	—	—	1	—	—	—
4855	Charter bus industry . . . . .	252	882	2 595	5	2	—	1	—	1	1	—	—	—
48551	Charter bus industry . . . . .	252	882	2 595	5	2	—	1	—	1	1	—	—	—
485510	Charter bus industry . . . . .	252	882	2 595	5	2	—	1	—	1	1	—	—	—
487	Scenic & sightseeing transportation . . . . .	157	539	2 493	19	9	3	5	2	—	—	—	—	—
4872	Scenic & sightseeing transportation, water . . . . .	157	539	2 493	19	9	3	5	2	—	—	—	—	—
48721	Scenic & sightseeing transportation, water . . . . .	157	539	2 493	19	9	3	5	2	—	—	—	—	—
487210	Scenic & sightseeing transportation, water . . . . .	157	539	2 493	19	9	3	5	2	—	—	—	—	—

See footnotes at end of table.

**Table 6. Counties—Employees, Payroll, and Establishments by Industry: 2003—Con.**

[Excludes most government employees, railroad employees, and self-employed persons. Size class 1 to 4 includes establishments with payroll, but no employees, during mid-March pay period. (D) denotes figures withheld to avoid disclosing data for individual companies; the data are included in broader industry totals. Detailed industries with 100 or more employees are shown if industry was not a (D). For explanation of terms, abbreviations, and data reliability/comparability, see introductory text]

NAICS code	Industry	Number of employees for week including March 12	Payroll (\$1,000)		Total number of establishments	Number of establishments by employment-size class								
			First quarter	Annual		1 to 4	5 to 9	10 to 19	20 to 49	50 to 99	100 to 249	250 to 499	500 to 999	1,000 or more
<b>PINELLAS—Con.</b>														
<b>48-49 Transportation &amp; warehousing—Con.</b>														
488	Transportation support activities .....	758	5 485	23 244	89	54	17	11	5	1	1	—	—	—
4881	Air transportation support activities .....	366	3 389	13 937	22	9	6	3	3	—	1	—	—	—
48819	Other air transportation support activities .....	281	2 971	12 364	18	9	5	3	—	—	1	—	—	—
488190	Other air transportation support activities ..	281	2 971	12 364	18	9	5	3	—	—	1	—	—	—
4884	Road transportation support activities .....	(C)	(D)	(D)	17	8	4	3	2	—	—	—	—	—
48841	Motor vehicle towing .....	133	400	1 578	16	8	4	2	2	—	—	—	—	—
488410	Motor vehicle towing .....	133	400	1 578	16	8	4	2	2	—	—	—	—	—
4885	Freight transportation arrangement .....	183	1 065	4 796	26	16	6	3	—	1	—	—	—	—
48851	Freight transportation arrangement .....	183	1 065	4 796	26	16	6	3	—	1	—	—	—	—
488510	Freight transportation arrangement .....	183	1 065	4 796	26	16	6	3	—	1	—	—	—	—
492	Couriers & messengers .....	1 041	7 571	30 198	42	27	5	4	2	2	1	—	1	—
4921	Couriers .....	959	7 310	29 449	22	10	5	2	1	2	1	—	1	—
49211	Couriers .....	959	7 310	29 449	22	10	5	2	1	2	1	—	1	—
492110	Couriers .....	959	7 310	29 449	22	10	5	2	1	2	1	—	1	—
493	Warehousing & storage .....	203	1 755	6 350	15	9	—	2	4	—	—	—	—	—
4931	Warehousing & storage .....	203	1 755	6 350	15	9	—	2	4	—	—	—	—	—
49311	General warehousing & storage .....	108	841	3 126	11	7	—	2	2	—	—	—	—	—
493110	General warehousing & storage .....	108	841	3 126	11	7	—	2	2	—	—	—	—	—
<b>51</b>	<b>Information .....</b>	<b>10 147</b>	<b>109 641</b>	<b>403 479</b>	<b>435</b>	<b>247</b>	<b>71</b>	<b>40</b>	<b>42</b>	<b>17</b>	<b>12</b>	<b>3</b>	<b>2</b>	<b>1</b>
511	Publishing industries .....	4 468	35 923	144 141	115	54	26	13	14	4	2	—	1	1
5111	Newspaper, periodical, book, database publishers .....	4 092	31 720	126 092	80	37	19	7	10	3	2	—	1	1
51111	Newspaper publishers .....	(G)	(D)	(D)	14	8	3	1	1	—	—	—	—	—
51112	Periodical publishers .....	927	8 547	34 584	46	21	10	2	8	3	2	—	—	—
511120	Periodical publishers .....	927	8 547	34 584	46	21	10	2	8	3	2	—	—	—
51114	Database and directory publishers .....	(F)	(D)	(D)	9	5	2	1	—	—	—	—	1	—
5112	Software publishers .....	376	4 203	18 049	35	17	7	6	4	1	—	—	—	—
51121	Software publishers .....	376	4 203	18 049	35	17	7	6	4	1	—	—	—	—
511210	Software publishers .....	376	4 203	18 049	35	17	7	6	4	1	—	—	—	—
512	Motion picture & sound recording industries .....	681	3 020	11 931	58	41	6	—	7	2	2	—	—	—
5121	Motion picture & video industries .....	667	2 954	11 579	48	32	5	—	7	2	2	—	—	—
51211	Motion picture & video production .....	173	1 585	5 951	33	28	2	—	2	1	—	—	—	—
512110	Motion picture & video production .....	173	1 585	5 951	33	28	2	—	2	1	—	—	—	—
51213	Motion picture & video exhibition .....	453	1 065	4 436	8	—	1	—	4	1	2	—	—	—
512131	Motion picture theaters (except drive-ins) ..	453	1 065	4 436	8	—	1	—	4	1	2	—	—	—
515	Broadcasting (except Internet) .....	660	8 334	34 268	18	7	2	2	3	1	3	—	—	—
5151	Radio and Television Broadcasting .....	(F)	(D)	(D)	17	6	2	2	3	1	3	—	—	—
51511	Radio Broadcasting .....	(E)	(D)	(D)	10	4	1	1	2	—	2	—	—	—
51512	Television Broadcasting .....	287	4 037	16 734	7	2	1	1	1	1	1	—	—	—
515120	Television Broadcasting .....	287	4 037	16 734	7	2	1	1	1	1	1	—	—	—
517	Telecommunications .....	3 171	52 107	174 641	133	75	20	17	9	6	2	3	1	—
5171	Wired Telecommunications Carriers .....	2 317	44 734	145 321	78	40	8	13	6	6	2	3	—	—
51711	Wired Telecommunications Carriers .....	2 317	44 734	145 321	78	40	8	13	6	6	2	3	—	—
517110	Wired Telecommunications Carriers .....	2 317	44 734	145 321	78	40	8	13	6	6	2	3	—	—
5172	Wireless Telecommunications Carriers (except Satellite) .....	148	1 249	5 188	29	15	11	2	1	—	—	—	—	—
51721	Wireless Telecommunications Carriers (except Satellite) .....	148	1 249	5 188	29	15	11	2	1	—	—	—	—	—
5175	Cable and Other Program Distribution .....	(F)	(D)	(D)	10	5	1	2	1	—	—	—	1	—
51751	Cable and Other Program Distribution .....	(F)	(D)	(D)	10	5	1	2	1	—	—	—	1	—
518	Internet Service Providers, Web Search Portals, and Data Processing Serv .....	1 019	9 456	34 788	87	55	14	4	7	4	3	—	—	—
5182	Data Processing, Hosting, and Related Services .....	949	8 987	32 224	56	29	10	4	6	4	3	—	—	—
51821	Data Processing, Hosting, and Related Services .....	949	8 987	32 224	56	29	10	4	6	4	3	—	—	—
518210	Data Processing, Hosting, and Related Services .....	949	8 987	32 224	56	29	10	4	6	4	3	—	—	—
<b>52</b>	<b>Finance &amp; insurance .....</b>	<b>28 279</b>	<b>346 084</b>	<b>1 372 520</b>	<b>1 959</b>	<b>1 192</b>	<b>342</b>	<b>232</b>	<b>117</b>	<b>38</b>	<b>23</b>	<b>6</b>	<b>6</b>	<b>3</b>
522	Credit intermediation & related activities .....	13 913	156 872	653 088	826	385	190	159	63	14	7	2	5	1
5221	Depository credit intermediation .....	6 026	65 805	249 894	397	98	128	110	46	9	3	2	1	—
52211	Commercial banking .....	5 386	59 661	225 147	341	80	112	95	41	8	2	2	1	—
522110	Commercial banking .....	5 386	59 661	225 147	341	80	112	95	41	8	2	2	1	—
52212	Savings institutions .....	253	3 115	13 668	24	8	6	7	2	1	—	—	—	—
522120	Savings institutions .....	253	3 115	13 668	24	8	6	7	2	1	—	—	—	—
52213	Credit unions .....	387	3 029	11 079	32	10	10	8	3	—	1	—	—	—
522130	Credit unions .....	387	3 029	11 079	32	10	10	8	3	—	1	—	—	—
5222	Nondepository credit intermediation .....	3 506	50 108	239 047	264	164	48	33	12	2	3	—	2	—
52229	Other nondepository credit intermediation .....	3 404	49 302	235 615	236	141	45	32	11	2	3	—	2	—
522291	Consumer lending .....	150	1 423	6 430	51	35	15	1	—	—	—	—	—	—
522292	Real estate credit .....	3 004	45 969	219 911	150	79	24	30	11	2	2	—	2	—
522294	Secondary market financing .....	172	1 456	7 365	6	3	1	—	—	—	1	—	—	—
5223	Activities related to credit intermediation .....	4 381	40 959	164 147	165	123	14	16	5	3	1	—	2	1
52231	Mortgage & nonmortgage brokers .....	513	4 453	20 081	92	71	6	9	3	—	—	—	—	—
522310	Mortgage & nonmortgage brokers .....	513	4 453	20 081	92	71	6	9	3	—	—	—	—	—
52232	Financial clearinghouse & reserve activities ..	3 440	33 439	129 812	14	8	1	1	1	—	—	—	2	1
522320	Financial clearinghouse & reserve activities ..	3 440	33 439	129 812	14	8	1	1	1	—	—	—	2	1
52239	Other credit intermediation activities .....	428	3 067	14 254	59	44	7	6	1	—	1	—	—	—
522390	Other credit intermediation activities .....	428	3 067	14 254	59	44	7	6	1	—	1	—	—	—

See footnotes at end of table.



**Table 6. Counties—Employees, Payroll, and Establishments by Industry: 2003—Con.**

[Excludes most government employees, railroad employees, and self-employed persons. Size class 1 to 4 includes establishments with payroll, but no employees, during mid-March pay period. (D) denotes figures withheld to avoid disclosing data for individual companies; the data are included in broader industry totals. Detailed industries with 100 or more employees are shown if industry was not a (D). For explanation of terms, abbreviations, and data reliability/comparability, see introductory text]

NAICS code	Industry	Number of employees for week including March 12	Payroll (\$1,000)		Total number of establishments	Number of establishments by employment-size class								
			First quarter	Annual		1 to 4	5 to 9	10 to 19	20 to 49	50 to 99	100 to 249	250 to 499	500 to 999	1,000 or more
<b>PINELLAS—Con.</b>														
<b>52 Finance &amp; insurance—Con.</b>														
523	Security, commodity contracts & like activity .....	5 522	88 563	322 482	353	278	28	11	22	5	7	1	—	1
5231	Sorty & comdty contracts intermed & brokerage .....	3 657	64 678	220 017	163	121	13	5	17	4	2	—	—	1
52311	Investment banking & securities dealing .....	2 619	41 248	134 915	25	17	4	—	1	—	2	—	—	1
523110	Investment banking & securities dealing .....	2 619	41 248	134 915	25	17	4	—	1	—	2	—	—	1
52312	Securities brokerage .....	1 028	23 394	84 848	132	99	8	5	16	4	—	—	—	—
523120	Securities brokerage .....	1 028	23 394	84 848	132	99	8	5	16	4	—	—	—	—
5239	Other financial investment activities .....	1 865	23 885	102 465	190	157	15	6	5	1	5	1	—	—
52392	Portfolio management .....	1 534	20 784	87 844	59	38	9	4	1	1	5	1	—	—
523920	Portfolio management .....	1 534	20 784	87 844	59	38	9	4	1	1	5	1	—	—
52393	Investment advice .....	225	2 045	9 734	100	92	4	2	2	—	—	—	—	—
523930	Investment advice .....	225	2 045	9 734	100	92	4	2	2	—	—	—	—	—
524	Insurance carriers & related activities .....	8 717	99 062	387 096	761	519	117	62	30	19	9	3	1	1
5241	Insurance carriers .....	4 831	58 767	217 545	153	84	22	16	12	9	6	2	1	1
52411	Direct life, health, medical insurance carriers .....	2 427	29 071	97 630	38	22	3	4	3	2	2	—	1	1
524113	Direct life insurance carriers .....	1 566	20 278	65 879	25	15	3	3	1	1	1	—	—	1
524114	Direct health & medical insurance carriers .....	861	8 793	31 751	13	7	—	1	2	1	1	—	—	—
52412	Other direct insurance carriers .....	2 393	29 567	119 354	111	58	19	12	9	7	4	2	—	—
524126	Direct property & casualty insurance carriers .....	1 877	24 466	96 390	57	30	3	7	7	5	3	2	—	—
5242	Agencies & other insurance related activities .....	3 886	40 295	169 551	608	435	95	46	18	10	3	1	—	—
52421	Insurance agencies & brokerages .....	3 141	32 854	138 700	548	398	84	39	16	8	3	—	—	—
524210	Insurance agencies & brokerages .....	3 141	32 854	138 700	548	398	84	39	16	8	3	—	—	—
52429	Other insurance related activities .....	745	7 441	30 851	60	37	11	7	2	2	—	—	—	—
524291	Claims adjusting .....	348	2 909	12 116	17	12	3	1	—	—	—	1	—	—
524292	Insurance & pension funds, third party admin .....	302	3 562	14 341	24	11	4	6	1	2	—	—	—	—
525	Funds, trusts, & other financial vehicles (part) .....	127	1 587	9 854	19	10	7	—	2	—	—	—	—	—
5259	Other investment pools & funds .....	127	1 587	9 854	19	10	7	—	2	—	—	—	—	—
<b>53 Real estate &amp; rental &amp; leasing .....</b>														
531	Real estate .....	4 575	29 478	124 866	1 275	1 035	145	69	17	6	3	—	—	—
5311	Lessors of real estate .....	1 811	10 383	44 829	437	322	75	32	6	1	1	—	—	—
53111	Lessors of residential buildings & dwellings .....	926	5 328	21 209	175	109	37	23	5	1	—	—	—	—
531110	Lessors of residential buildings & dwellings .....	926	5 328	21 209	175	109	37	23	5	1	—	—	—	—
531112	Lessors of nonres bldg (exc miniwarehouses) .....	312	1 898	8 364	118	100	14	3	1	—	—	—	—	—
531120	Lessors of nonres bldg (exc miniwarehouses) .....	312	1 898	8 364	118	100	14	3	1	—	—	—	—	—
53113	Lessors of miniwarehouses & self storage units .....	259	1 488	8 547	46	39	5	1	—	—	1	—	—	—
531130	Lessors of miniwarehouses & self storage units .....	259	1 488	8 547	46	39	5	1	—	—	1	—	—	—
53119	Lessors of other real estate property .....	314	1 669	6 709	98	74	19	5	—	—	—	—	—	—
531190	Lessors of other real estate property .....	314	1 669	6 709	98	74	19	5	—	—	—	—	—	—
5312	Offices of real estate agents & brokers .....	1 417	9 336	39 816	500	443	31	18	5	2	1	—	—	—
53121	Offices of real estate agents & brokers .....	1 417	9 336	39 816	500	443	31	18	5	2	1	—	—	—
531210	Offices of real estate agents & brokers .....	1 417	9 336	39 816	500	443	31	18	5	2	1	—	—	—
5313	Activities related to real estate .....	1 347	9 759	40 221	338	270	39	19	6	3	1	—	—	—
53131	Real estate property managers .....	970	6 991	27 295	163	110	28	16	6	2	1	—	—	—
531311	Residential property managers .....	590	3 719	14 956	115	75	21	13	6	—	—	—	—	—
531312	Nonresidential property managers .....	380	3 272	12 339	48	35	7	3	—	2	1	—	—	—
53132	Offices of real estate appraisers .....	161	1 156	5 879	72	66	4	2	—	—	—	—	—	—
531320	Offices of real estate appraisers .....	161	1 156	5 879	72	66	4	2	—	—	—	—	—	—
53139	Other activities related to real estate .....	216	1 612	7 047	103	94	7	1	—	1	—	—	—	—
531390	Other activities related to real estate .....	216	1 612	7 047	103	94	7	1	—	1	—	—	—	—
532	Rental & leasing services .....	1 634	10 435	41 626	217	129	36	37	11	2	2	—	—	—
5321	Automotive equipment rental & leasing .....	225	1 355	5 445	38	29	3	4	1	1	—	—	—	—
53211	Passenger car rental & leasing .....	139	841	3 242	23	19	1	2	—	1	—	—	—	—
5322	Consumer goods rental .....	1 085	6 317	25 856	118	59	24	25	7	1	2	—	—	—
53223	Video tape & disc rental .....	533	2 100	8 551	46	14	7	20	4	—	1	—	—	—
532230	Video tape & disc rental .....	533	2 100	8 551	46	14	7	20	4	—	1	—	—	—
53229	Other consumer goods rental .....	461	3 562	14 583	48	29	9	5	3	1	1	—	—	—
532291	Home health equipment rental .....	322	2 906	11 456	13	5	2	2	2	1	1	—	—	—
5324	Commercial, industrial equip rental & leasing .....	255	2 276	8 173	45	30	5	8	2	—	—	—	—	—
53241	Const, trans, mining equip rental & leasing .....	126	1 001	3 425	12	6	—	4	2	—	—	—	—	—
53249	Oth commercial, industrial equip rental, lease .....	123	1 240	4 569	27	18	5	4	—	—	—	—	—	—
532490	Oth commercial, industrial equip rental, lease .....	123	1 240	4 569	27	18	5	4	—	—	—	—	—	—
533	Lessors of other nonfinancial intangible asset .....	251	2 758	12 211	15	10	—	2	2	—	1	—	—	—
5331	Lessors of other nonfinancial intangible asset .....	251	2 758	12 211	15	10	—	2	2	—	1	—	—	—
53311	Lessors of other nonfinancial intangible asset .....	251	2 758	12 211	15	10	—	2	2	—	1	—	—	—
533110	Lessors of other nonfinancial intangible asset .....	251	2 758	12 211	15	10	—	2	2	—	1	—	—	—
<b>54 Professional, scientific &amp; technical services .....</b>														
541	Professional, scientific & technical services .....	29 524	272 575	1 232 957	3 625	2 773	415	255	118	38	12	5	4	5
5411	Legal services .....	4 325	45 546	234 814	862	635	144	50	25	6	1	1	—	—
54111	Offices of lawyers .....	3 572	37 651	201 135	805	596	134	46	23	5	1	—	—	—
541110	Offices of lawyers .....	3 572	37 651	201 135	805	596	134	46	23	5	1	—	—	—
54119	Other legal services .....	753	7 895	33 679	57	39	10	4	2	1	—	1	—	—
541191	Title abstract & settlement offices .....	681	7 423	31 534	43	27	10	3	1	1	—	1	—	—

See footnotes at end of table.

**Table 6. Counties—Employees, Payroll, and Establishments by Industry: 2003—Con.**

[Excludes most government employees, railroad employees, and self-employed persons. Size class 1 to 4 includes establishments with payroll, but no employees, during mid-March pay period. (D) denotes figures withheld to avoid disclosing data for individual companies; the data are included in broader industry totals. Detailed industries with 100 or more employees are shown if industry was not a (D). For explanation of terms, abbreviations, and data reliability/comparability, see introductory text]

NAICS code	Industry	Number of employees for week including March 12	Payroll (\$1,000)		Total number of establishments	Number of establishments by employment-size class										
			First quarter	Annual		1 to 4	5 to 9	10 to 19	20 to 49	50 to 99	100 to 249	250 to 499	500 to 999	1,000 or more		
<b>54</b>	<b>PINELLAS—Con.</b>															
	<b>Professional, scientific &amp; technical services—Con.</b>															
541	Professional, scientific & technical services—Con.															
5412	Accounting, tax prep, bookkeep, payroll services .....	5 107	29 638	127 734	526	414	60	26	12	8	3	1	1	1		
54121	Accounting, tax prep, bookkeep, payroll services .....	5 107	29 638	127 734	526	414	60	26	12	8	3	1	1	1		
541211	Offices of certified public accountants .....	1 087	9 473	42 618	234	176	35	15	5	3	—	—	—	—		
541213	Tax preparation services .....	507	1 534	4 523	75	61	6	5	—	1	2	—	—	—		
541214	Payroll services .....	1 707	6 466	29 107	28	18	1	1	3	2	1	1	1	1		
541219	Other accounting services .....	1 806	12 165	51 486	189	159	18	5	4	2	—	—	—	—		
5413	Architectural, engineering & related services ...	2 653	27 695	122 302	397	271	55	41	23	4	3	—	—	—		
54131	Architectural services .....	454	4 329	19 577	89	57	17	13	2	—	—	—	—	—		
541310	Architectural services .....	454	4 329	19 577	89	57	17	13	2	—	—	—	—	—		
54133	Engineering services .....	1 469	17 237	76 997	200	138	23	18	17	2	2	—	—	—		
541330	Engineering services .....	1 469	17 237	76 997	200	138	23	18	17	2	2	—	—	—		
54137	Surveying, mapping (exc geophysical) services .....	370	3 451	13 623	29	13	6	7	2	—	1	—	—	—		
541370	Surveying, mapping (exc geophysical) services .....	370	3 451	13 623	29	13	6	7	2	—	1	—	—	—		
54138	Testing laboratories .....	207	1 400	6 160	12	5	3	—	2	2	—	—	—	—		
541380	Testing laboratories .....	207	1 400	6 160	12	5	3	—	2	2	—	—	—	—		
5414	Specialized design services .....	210	2 382	9 923	138	120	8	7	2	1	—	—	—	—		
54141	Interior design services .....	449	1 441	5 757	62	51	4	5	1	1	—	—	—	—		
541410	Interior design services .....	249	1 441	5 757	62	51	4	5	1	1	—	—	—	—		
54143	Graphic design services .....	111	544	2 622	63	60	2	—	1	—	—	—	—	—		
541430	Graphic design services .....	111	544	2 622	63	60	2	—	1	—	—	—	—	—		
5415	Computer systems design & related services ...	3 126	51 542	221 294	423	347	35	27	9	3	—	—	—	1	1	
54151	Computer systems design & related services ...	3 126	51 542	221 294	423	347	35	27	9	3	—	—	—	1	1	
541511	Custom computer programming services ...	822	11 612	48 471	196	154	20	12	7	3	—	—	—	—	—	
541512	Computer systems design services .....	2 185	38 628	166 165	166	137	13	13	1	—	—	—	—	1	1	
5416	Management, sci & tech consulting services ....	4 064	41 129	178 868	736	624	47	39	16	5	2	2	1	—	—	
54161	Management consulting services .....	3 741	38 593	166 705	627	531	39	33	14	5	2	2	1	—	—	
541611	Admin & gen management consulting services .....	1 851	21 436	92 934	312	277	10	12	8	2	1	2	—	—	—	
541612	Human res & exec search consulting services .....	907	10 188	44 155	111	88	14	7	1	—	—	—	1	—	—	
541613	Marketing consulting services .....	785	5 931	24 900	156	126	12	10	5	2	1	—	—	—	—	
541614	Process, phys dist & log consulting services .....	173	923	4 086	28	20	3	4	—	1	—	—	—	—	—	
54162	Environmental consulting services .....	135	1 324	5 672	44	37	4	3	—	—	—	—	—	—	—	
541620	Environmental consulting services .....	135	1 324	5 672	44	37	4	3	—	—	—	—	—	—	—	
54169	Oth scientific & technical consulting services ...	188	1 212	6 491	65	56	4	3	2	—	—	—	—	—	—	
541690	Oth scientific & technical consulting services .....	188	1 212	6 491	65	56	4	3	2	—	—	—	—	—	—	
5417	Scientific R&D services .....	530	7 169	29 526	39	17	8	5	6	3	—	—	—	—	—	
54171	R&D in physical, engineering & life sciences ..	527	7 131	29 361	36	14	8	5	6	3	—	—	—	—	—	
541710	R&D in physical, engineering & life sciences .....	527	7 131	29 361	36	14	8	5	6	3	—	—	—	—	—	
5418	Advertising & related services .....	2 302	26 902	109 085	183	138	16	10	11	5	2	—	—	1	—	
54181	Advertising agencies .....	355	3 432	15 493	65	52	6	2	4	1	—	—	—	—	—	
541810	Advertising agencies .....	355	3 432	15 493	65	52	6	2	4	1	—	—	—	—	—	
54186	Direct mail advertising .....	1 127	10 914	42 017	26	14	1	4	4	2	—	—	—	1	—	
541860	Direct mail advertising .....	1 127	10 914	42 017	26	14	1	4	4	2	—	—	—	1	—	
54187	Advertising material distribution services .....	(E)	(D)	(D)	7	2	1	—	1	1	2	—	—	—	—	
5419	Oth professional, scientific, technical services ..	7 007	40 572	199 411	321	207	42	50	14	3	1	1	—	—	3	
54191	Marketing research & public opinion polling ..	(H)	(D)	(D)	20	9	3	2	2	1	—	—	—	1	—	2
54192	Photographic services .....	180	793	3 552	60	52	4	3	1	—	—	—	—	—	—	
541921	Photography studios, portrait .....	143	555	2 368	46	40	3	2	1	—	—	—	—	—	—	
54194	Veterinary services .....	1 156	6 346	28 161	117	39	27	41	9	1	—	—	—	—	—	
541940	Veterinary services .....	1 156	6 346	28 161	117	39	27	41	9	1	—	—	—	—	—	
54199	All oth prof, scientific & technical services ....	1 824	4 196	50 529	116	99	8	4	2	1	1	—	—	—	1	
541990	All oth prof, scientific & technical services ....	1 824	4 196	50 529	116	99	8	4	2	1	1	—	—	—	1	
<b>55</b>	<b>Management of companies &amp; enterprises .</b>	<b>8 258</b>	<b>134 139</b>	<b>515 682</b>	<b>153</b>	<b>48</b>	<b>22</b>	<b>25</b>	<b>24</b>	<b>16</b>	<b>10</b>	<b>6</b>	<b>1</b>	<b>1</b>	<b>1</b>	
551	Management of companies & enterprises .....	8 258	134 139	515 682	153	48	22	25	24	16	10	6	1	1	1	
5511	Management of companies & enterprises .....	8 258	134 139	515 682	153	48	22	25	24	16	10	6	1	1	1	
55111	Management of companies & enterprises ....	8 258	134 139	515 682	153	48	22	25	24	16	10	6	1	1	1	
551114	Corp, subsidiary & regional managing offices .....	6 748	116 264	440 879	119	29	19	22	20	14	8	6	—	—	1	
<b>56</b>	<b>Admin, support, waste mgt, remediation services.....</b>	<b>68 087</b>	<b>397 026</b>	<b>1 860 889</b>	<b>1 589</b>	<b>1 045</b>	<b>195</b>	<b>130</b>	<b>109</b>	<b>47</b>	<b>40</b>	<b>11</b>	<b>6</b>	<b>6</b>	<b>6</b>	
561	Administrative & support services .....	67 475	391 647	1 838 209	1 554	1 031	190	122	105	44	39	11	6	6	6	
5611	Office administrative services .....	1 623	25 350	104 650	118	77	12	11	12	1	5	—	—	—	—	
56111	Office administrative services .....	1 623	25 350	104 650	118	77	12	11	12	1	5	—	—	—	—	
561110	Office administrative services .....	1 623	25 350	104 650	118	77	12	11	12	1	5	—	—	—	—	
5612	Facilities support services .....	237	1 136	5 036	7	1	2	1	—	3	—	—	—	—	—	
56121	Facilities support services .....	237	1 136	5 036	7	1	2	1	—	3	—	—	—	—	—	
561210	Facilities support services .....	237	1 136	5 036	7	1	2	1	—	3	—	—	—	—	—	
5613	Employment services .....	52 541	298 973	1 464 151	195	85	10	13	31	20	19	7	5	5	5	
56131	Employment placement agencies .....	529	2 685	11 629	48	38	5	2	1	1	—	1	—	—	—	
561310	Employment placement agencies .....	529	2 685	11 629	48	38	5	2	1	1	—	1	—	—	—	
56132	Temporary help services .....	14 955	72 875	275 945	105	29	3	9	26	16	16	3	1	2	2	
561320	Temporary help services .....	14 955	72 875	275 945	105	29	3	9	26	16	16	3	1	2	2	
56133	Employee leasing services .....	37 057	223 413	1 176 577	42	18	2	2	4	3	3	3	4	3	3	
561330	Employee leasing services .....	37 057	223 413	1 176 577	42	18	2	2	4	3	3	3	4	3	3	

See footnotes at end of table.

**Table 6. Counties—Employees, Payroll, and Establishments by Industry: 2003—Con.**

[Excludes most government employees, railroad employees, and self-employed persons. Size class 1 to 4 includes establishments with payroll, but no employees, during mid-March pay period. (D) denotes figures withheld to avoid disclosing data for individual companies; the data are included in broader industry totals. Detailed industries with 100 or more employees are shown if industry was not a (D). For explanation of terms, abbreviations, and data reliability/comparability, see introductory text]

NAICS code	Industry	Number of employees for week including March 12	Payroll (\$1,000)		Total number of establishments	Number of establishments by employment-size class									
			First quarter	Annual		1 to 4	5 to 9	10 to 19	20 to 49	50 to 99	100 to 249	250 to 499	500 to 999	1,000 or more	
<b>PINELLAS—Con.</b>															
<b>56</b>	<b>Admin, support, waste mgt, remediation services—Con.</b>														
561	Administrative & support services—Con.														
5614	Business support services	4 431	24 530	95 719	187	120	21	18	15	5	4	3	—	1	
56141	Document preparation services	260	2 015	8 260	42	28	6	4	3	1	—	—	—	—	
561410	Document preparation services	260	2 015	8 260	42	28	6	4	3	1	—	—	—	—	
56142	Telephone call centers	3 553	18 559	71 111	33	10	1	5	7	2	4	3	—	1	
561421	Telephone answering services	105	432	1 866	6	2	—	1	3	—	—	—	—	—	
561422	Telemarketing bureaus	3 448	18 127	69 245	27	8	1	4	4	2	4	3	—	1	
56143	Business service centers	182	846	3 677	41	28	8	3	2	—	—	—	—	—	
561439	Oth business service centers (incl copy shops)	103	601	2 686	12	5	3	2	2	—	—	—	—	—	
56144	Collection agencies	240	1 885	7 052	19	11	—	4	3	1	—	—	—	—	
561440	Collection agencies	240	1 885	7 052	19	11	—	4	3	1	—	—	—	—	
56149	Other business support services	182	908	3 655	46	38	5	2	—	1	—	—	—	—	
5615	Travel arrangement & reservation services	742	5 222	21 941	110	73	21	6	8	2	—	—	—	—	
56151	Travel agencies	400	3 065	11 948	80	56	17	4	2	1	—	—	—	—	
561510	Travel agencies	400	3 065	11 948	80	56	17	4	2	1	—	—	—	—	
56159	Oth travel arrangement & reservation services	289	1 847	8 864	18	8	2	2	5	1	—	—	—	—	
561599	All oth travel arrange & reservation services	289	1 847	8 864	18	8	2	2	5	1	—	—	—	—	
5616	Investigation & security services	1 798	9 138	37 178	104	61	11	13	10	4	5	—	—	—	
56161	Investigation, guard & armored car services	1 247	5 267	21 201	61	38	5	6	5	3	4	—	—	—	
561612	Security guards & patrol services	905	2 696	10 289	21	9	3	1	2	3	3	—	—	—	
56162	Security systems services	551	3 871	15 977	43	23	6	7	5	1	1	—	—	—	
561621	Security systems services (except locksmiths)	463	3 386	13 953	23	10	2	4	5	1	1	—	—	—	
5617	Services to buildings & dwellings	5 085	21 318	89 577	753	565	101	52	22	7	4	1	1	—	
56171	Exterminating & pest control services	693	4 199	17 630	111	74	18	14	4	—	1	—	—	—	
561710	Exterminating & pest control services	693	4 199	17 630	111	74	18	14	4	—	1	—	—	—	
56172	Janitorial services	2 228	7 174	28 336	220	161	26	18	9	4	—	1	1	—	
561720	Janitorial services	2 228	7 174	28 336	220	161	26	18	9	4	—	1	1	—	
56173	Landscaping services	1 513	6 220	28 578	321	257	44	10	5	3	2	—	—	—	
561730	Landscaping services	1 513	6 220	28 578	321	257	44	10	5	3	2	—	—	—	
56174	Carpet & upholstery cleaning services	172	580	2 411	43	31	8	3	1	—	—	—	—	—	
561740	Carpet & upholstery cleaning services	172	580	2 411	43	31	8	3	1	—	—	—	—	—	
56179	Other services to buildings & dwellings	479	3 145	12 622	58	42	5	7	3	—	1	—	—	—	
561790	Other services to buildings & dwellings	479	3 145	12 622	58	42	5	7	3	—	1	—	—	—	
5619	Other support services	1 018	5 980	19 957	80	49	12	8	7	2	2	—	—	—	
56192	Convention & trade show organizers	102	504	1 729	20	15	3	—	2	—	—	—	—	—	
561920	Convention & trade show organizers	102	504	1 729	20	15	3	—	2	—	—	—	—	—	
56199	All other support services	843	5 242	17 160	55	34	9	4	4	2	2	—	—	—	
561990	All other support services	843	5 242	17 160	55	34	9	4	4	2	2	—	—	—	
562	Waste management & remediation services	612	5 379	22 680	35	14	5	8	4	3	1	—	—	—	
5621	Waste collection	382	3 038	12 010	13	4	2	2	2	2	1	—	—	—	
56211	Waste collection	382	3 038	12 010	13	4	2	2	2	2	1	—	—	—	
5629	Remediation & oth waste management services	133	1 088	5 890	17	9	2	4	2	—	—	—	—	—	
<b>61</b>	<b>Educational services</b>	<b>5 551</b>	<b>32 835</b>	<b>133 087</b>	<b>284</b>	<b>155</b>	<b>37</b>	<b>36</b>	<b>32</b>	<b>14</b>	<b>8</b>	<b>1</b>	—	<b>1</b>	
611	Educational services	5 551	32 835	133 087	284	155	37	36	32	14	8	1	—	1	
6111	Elementary & secondary schools	1 982	11 797	45 944	63	10	7	17	16	9	4	—	—	—	
61111	Elementary & secondary schools	1 982	11 797	45 944	63	10	7	17	16	9	4	—	—	—	
611110	Elementary & secondary schools	1 982	11 797	45 944	63	10	7	17	16	9	4	—	—	—	
6112	Junior colleges	(C)	(D)	(D)	3	2	—	—	—	—	1	—	—	—	
61121	Junior colleges	(C)	(D)	(D)	3	2	—	—	—	—	1	—	—	—	
6113	Colleges, universities & professional schools	1 847	9 606	40 021	14	4	1	3	1	1	3	—	—	1	
61131	Colleges, universities & professional schools	1 847	9 606	40 021	14	4	1	3	1	1	3	—	—	1	
611310	Colleges, universities & professional schools	1 847	9 606	40 021	14	4	1	3	1	1	3	—	—	1	
6114	Business schools & computer & mgt training	613	5 153	20 705	48	32	5	4	5	1	—	1	—	—	
61142	Computer training	500	4 304	16 444	19	9	2	2	4	1	—	1	—	—	
611420	Computer training	500	4 304	16 444	19	9	2	2	4	1	—	1	—	—	
6115	Technical & trade schools	282	2 346	9 902	24	14	4	1	3	2	—	—	—	—	
61151	Technical & trade schools	282	2 346	9 902	24	14	4	1	3	2	—	—	—	—	
611519	Other technical & trade schools	158	1 627	6 425	11	6	3	—	2	—	—	—	—	—	
6116	Other schools & instruction	(F)	(D)	(D)	115	82	18	10	5	—	—	—	—	—	
61161	Fine arts schools	158	399	1 697	40	30	4	6	—	—	—	—	—	—	
611610	Fine arts schools	158	399	1 697	40	30	4	6	—	—	—	—	—	—	
61162	Sports & recreation instruction	(C)	(D)	(D)	41	31	8	2	—	—	—	—	—	—	
61169	All other schools & instruction	236	822	3 604	32	20	6	1	5	—	—	—	—	—	
611691	Exam preparation & tutoring	108	363	1 627	18	10	5	1	2	—	—	—	—	—	
6117	Educational support services	174	1 607	6 670	17	11	2	1	2	1	—	—	—	—	
61171	Educational support services	174	1 607	6 670	17	11	2	1	2	1	—	—	—	—	
611710	Educational support services	174	1 607	6 670	17	11	2	1	2	1	—	—	—	—	
<b>62</b>	<b>Health care and social assistance</b>	<b>62 310</b>	<b>475 756</b>	<b>2 070 726</b>	<b>2 984</b>	<b>1 469</b>	<b>728</b>	<b>376</b>	<b>231</b>	<b>67</b>	<b>76</b>	<b>17</b>	<b>14</b>	<b>6</b>	
621	Ambulatory health care services	23 097	213 625	965 582	2 275	1 218	574	280	149	28	15	8	3	—	
6211	Offices of physicians	9 498	116 271	540 220	1 051	550	265	139	74	13	7	3	—	—	
62111	Offices of physicians	9 498	116 271	540 220	1 051	550	265	139	74	13	7	3	—	—	
621111	Offices of physicians (exc mental health)	9 355	115 078	534 851	1 006	512	260	137	74	13	7	3	—	—	
621112	Offices of physicians, mental health	143	1 193	5 369	45	38	5	2	—	—	—	—	—	—	
6212	Offices of dentists	2 896	23 891	112 594	422	159	185	59	19	—	—	—	—	—	
62121	Offices of dentists	2 896	23 891	112 594	422	159	185	59	19	—	—	—	—	—	
621210	Offices of dentists	2 896	23 891	112 594	422	159	185	59	19	—	—	—	—	—	

See footnotes at end of table.

**Table 6. Counties—Employees, Payroll, and Establishments by Industry: 2003—Con.**

[Excludes most government employees, railroad employees, and self-employed persons. Size class 1 to 4 includes establishments with payroll, but no employees, during mid-March pay period. (D) denotes figures withheld to avoid disclosing data for individual companies; the data are included in broader industry totals. Detailed industries with 100 or more employees are shown if industry was not a (D). For explanation of terms, abbreviations, and data reliability/comparability, see introductory text]

NAICS code	Industry	Number of employees for week including March 12	Payroll (\$1,000)		Total number of establishments	Number of establishments by employment-size class										
			First quarter	Annual		1 to 4	5 to 9	10 to 19	20 to 49	50 to 99	100 to 249	250 to 499	500 to 999	1,000 or more		
<b>62</b>	<b>PINELLAS—Con.</b>															
	<b>Health care and social assistance—Con.</b>															
621	Ambulatory health care services—Con.															
6213	Offices of other health practitioners	2 900	18 827	80 815	533	397	86	38	8	3	—	—	—	—	1	—
62131	Offices of chiropractors	692	4 011	16 800	159	108	38	10	2	1	—	—	—	—	—	—
621310	Offices of chiropractors	692	4 011	16 800	159	108	38	10	2	1	—	—	—	—	—	—
62132	Offices of optometrists	204	1 211	5 430	64	50	11	3	—	—	—	—	—	—	—	—
621320	Offices of optometrists	204	1 211	5 430	64	50	11	3	—	—	—	—	—	—	—	—
62133	Offices of other mental health practitioners	285	2 144	9 692	70	61	4	3	1	1	—	—	—	—	—	—
621330	Offices of other mental health practitioners	285	2 144	9 692	70	61	4	3	1	1	—	—	—	—	—	—
62134	Offices of PT, OT, speech therapy & audiology	1 377	9 235	38 473	106	66	17	16	5	1	—	—	—	—	1	—
621340	Offices of PT, OT, speech therapy & audiology	1 377	9 235	38 473	106	66	17	16	5	1	—	—	—	—	1	—
62139	Offices of all other health practitioners	342	2 226	10 420	134	112	16	6	—	—	—	—	—	—	—	—
621391	Offices of podiatrists	181	1 239	5 654	46	31	11	4	—	—	—	—	—	—	—	—
621399	Offices of all other misc health practitioners	161	987	4 766	88	81	5	2	—	—	—	—	—	—	—	—
6214	Outpatient care centers	2 136	15 137	61 998	99	30	19	21	22	4	2	—	—	—	1	—
62142	Outpatient mental health, substance abuse ctrs	944	5 720	24 311	20	9	3	3	2	—	2	—	—	—	1	—
621420	Outpatient mental health, substance abuse ctrs	944	5 720	24 311	20	9	3	3	2	—	2	—	—	—	1	—
62149	Other outpatient care centers	1 118	9 080	36 341	71	20	11	17	19	4	—	—	—	—	—	—
621492	Kidney dialysis centers	383	3 494	12 731	19	4	4	4	4	3	—	—	—	—	—	—
621493	Freestanding ambulatory surgery, emergency ctr	379	2 518	10 666	14	1	—	4	8	1	—	—	—	—	—	—
621498	All other outpatient care centers	356	3 068	12 944	38	15	7	9	7	—	—	—	—	—	—	—
6215	Medical & diagnostic laboratories	749	7 358	34 385	49	19	13	7	7	2	1	—	—	—	—	—
62151	Medical & diagnostic laboratories	749	7 358	34 385	49	19	13	7	7	2	1	—	—	—	—	—
621511	Medical laboratories	340	3 151	16 195	16	4	6	3	1	1	1	—	—	—	—	—
621512	Diagnostic Imaging centers	409	4 207	18 190	33	15	7	4	6	1	—	—	—	—	—	—
6216	Home health care services	4 012	23 536	101 075	87	44	1	10	17	6	5	3	1	—	—	—
62161	Home health care services	4 012	23 536	101 075	87	44	1	10	17	6	5	3	1	—	—	—
621610	Home health care services	4 012	23 536	101 075	87	44	1	10	17	6	5	3	1	—	—	—
6219	Other ambulatory health care services	906	8 605	34 495	34	19	5	6	2	—	—	—	—	—	2	—
62191	Ambulance services	(E)	(D)	(D)	5	1	2	—	1	—	—	—	—	—	1	—
62199	All other ambulatory health care services	(F)	(D)	(D)	29	18	3	6	1	—	—	—	—	—	1	—
621991	Blood & organ banks	467	4 700	18 906	11	3	2	4	1	—	—	—	—	—	1	—
622	Hospitals	(J)	(D)	(D)	21	2	—	1	—	—	3	1	8	6	—	—
6221	General medical & surgical hospitals	16 970	150 419	639 190	17	—	—	1	—	—	1	1	8	6	—	—
62211	General medical & surgical hospitals	16 970	150 419	639 190	17	—	—	1	—	—	1	1	8	6	—	—
622110	General medical & surgical hospitals	16 970	150 419	639 190	17	—	—	1	—	—	1	1	8	6	—	—
6222	Psychiatric & substance abuse hospitals	(C)	(D)	(D)	2	1	—	—	—	—	1	—	—	—	—	—
62221	Psychiatric & substance abuse hospitals	(C)	(D)	(D)	2	1	—	—	—	—	1	—	—	—	—	—
6223	Other specialty hospitals	(C)	(D)	(D)	2	1	—	—	—	—	1	—	—	—	—	—
62231	Other specialty hospitals	(C)	(D)	(D)	2	1	—	—	—	—	1	—	—	—	—	—
623	Nursing & residential care facilities	15 196	77 189	323 289	250	80	33	23	25	30	50	7	2	—	—	—
6231	Nursing care facilities	8 762	48 989	210 790	78	6	1	2	13	14	38	3	1	—	—	—
62311	Nursing care facilities	8 762	48 989	210 790	78	6	1	2	13	14	38	3	1	—	—	—
623110	Nursing care facilities	8 762	48 989	210 790	78	6	1	2	13	14	38	3	1	—	—	—
6232	Residential mental retardation, health facil	1 189	5 403	22 534	43	8	19	9	2	3	1	1	—	—	—	—
62321	Residential mental retardation facilities	928	4 092	16 886	20	2	8	6	—	2	1	1	—	—	—	—
623210	Residential mental retardation facilities	928	4 092	16 886	20	2	8	6	—	2	1	1	—	—	—	—
62322	Residential mental health, subst abuse facil	261	1 311	5 648	23	6	11	3	2	1	—	—	—	—	—	—
623220	Residential mental health, subst abuse facil	261	1 311	5 648	23	6	11	3	2	1	—	—	—	—	—	—
6233	Community care facilities for the elderly	4 824	21 233	83 396	112	60	8	9	8	13	11	2	1	—	—	—
62331	Community care facilities for the elderly	4 824	21 233	83 396	112	60	8	9	8	13	11	2	1	—	—	—
623311	Continuing care retirement communities	3 404	15 312	63 365	35	9	5	2	4	3	9	2	1	—	—	—
623312	Homes for the elderly	1 420	5 921	20 031	77	51	3	7	4	10	2	—	—	—	—	—
6239	Other residential care facilities	421	1 564	6 569	17	6	5	3	2	—	—	—	—	—	1	—
62399	Other residential care facilities	421	1 564	6 569	17	6	5	3	2	—	—	—	—	—	1	—
623990	Other residential care facilities	421	1 564	6 569	17	6	5	3	2	—	—	—	—	—	1	—
624	Social assistance	(I)	(D)	(D)	438	169	121	72	57	9	8	1	1	—	—	—
6241	Individual & family services	3 074	17 736	71 778	176	85	44	16	22	5	2	1	1	—	—	—
62411	Child & youth services	897	4 688	20 846	37	8	19	3	5	—	1	1	—	—	—	—
624110	Child & youth services	897	4 688	20 846	37	8	19	3	5	—	1	1	—	—	—	—
62412	Services for elderly & disabled persons	1 140	6 383	23 554	45	26	4	7	5	2	—	—	—	—	1	—
624120	Services for elderly & disabled persons	1 140	6 383	23 554	45	26	4	7	5	2	—	—	—	—	1	—
62419	Other individual & family services	1 037	6 665	27 378	94	51	21	6	12	3	1	—	—	—	—	—
624190	Other individual & family services	1 037	6 665	27 378	94	51	21	6	12	3	1	—	—	—	—	—
6242	Community, emergency & other relief services	(E)	(D)	(D)	43	24	5	9	5	—	—	—	—	—	—	—
62422	Community housing services	232	1 175	4 519	18	4	5	5	4	—	—	—	—	—	—	—
624221	Temporary shelters	147	571	2 132	8	—	2	3	3	—	—	—	—	—	—	—
6243	Vocational rehabilitation services	556	2 474	10 342	18	6	3	1	5	—	3	—	—	—	—	—
62431	Vocational rehabilitation services	556	2 474	10 342	18	6	3	1	5	—	3	—	—	—	—	—
624310	Vocational rehabilitation services	556	2 474	10 342	18	6	3	1	5	—	3	—	—	—	—	—
6244	Child day care services	2 685	9 360	40 403	201	54	69	46	25	4	3	—	—	—	—	—
62441	Child day care services	2 685	9 360	40 403	201	54	69	46	25	4	3	—	—	—	—	—
624410	Child day care services	2 685	9 360	40 403	201	54	69	46	25	4	3	—	—	—	—	—
<b>71</b>	<b>Arts, entertainment &amp; recreation</b>	<b>5 413</b>	<b>26 502</b>	<b>139 023</b>	<b>376</b>	<b>243</b>	<b>39</b>	<b>32</b>	<b>34</b>	<b>16</b>	<b>10</b>	<b>1</b>	<b>1</b>	<b>—</b>	<b>—</b>	<b>—</b>

See footnotes at end of table.

**Table 6. Counties—Employees, Payroll, and Establishments by Industry: 2003—Con.**

[Excludes most government employees, railroad employees, and self-employed persons. Size class 1 to 4 includes establishments with payroll, but no employees, during mid-March pay period. (D) denotes figures withheld to avoid disclosing data for individual companies; the data are included in broader industry totals. Detailed industries with 100 or more employees are shown if industry was not a (D). For explanation of terms, abbreviations, and data reliability/comparability, see introductory text]

NAICS code	Industry	Number of employees for week including March 12	Payroll (\$1,000)		Total number of establishments	Number of establishments by employment-size class											
			First quarter	Annual		1 to 4	5 to 9	10 to 19	20 to 49	50 to 99	100 to 249	250 to 499	500 to 999	1,000 or more			
<b>71</b>	<b>PINELLAS—Con.</b>																
	<b>Arts, entertainment &amp; recreation—Con.</b>																
711	Performing arts, spectator sports & related industries .....	1 757	12 048	74 570	143	118	14	2	4	—	3	1	1	—	—	—	—
7111	Performing arts companies .....	127	785	3 495	26	20	3	—	3	—	—	—	—	—	—	—	—
7112	Spectator sports .....	1 161	9 495	62 699	31	23	3	1	1	—	1	1	1	—	—	—	—
71121	Spectator sports .....	1 161	9 495	62 699	31	23	3	1	1	—	1	1	1	—	—	—	—
7113	Promoters of entertainment events .....	(E)	(D)	(D)	19	13	3	1	—	—	2	—	—	—	—	—	—
71131	Promoters of entertainment events with facility .....	(C)	(D)	(D)	6	5	—	—	—	—	1	—	—	—	—	—	—
71132	Promoters of entertainment events without facility .....	230	549	2 523	13	8	3	1	—	—	1	—	—	—	—	—	—
711320	Promoters of entertainment events without facility .....	230	549	2 523	13	8	3	1	—	—	1	—	—	—	—	—	—
712	Museums, historical sites & like institutions .....	237	973	4 137	15	4	4	2	4	1	—	—	—	—	—	—	—
7121	Museums, historical sites & like institutions .....	237	973	4 137	15	4	4	2	4	1	—	—	—	—	—	—	—
71211	Museums .....	133	618	2 642	11	4	3	1	3	—	—	—	—	—	—	—	—
712110	Museums .....	133	618	2 642	11	4	3	1	3	—	—	—	—	—	—	—	—
713	Amusement, gambling & recreation industries .....	3 419	13 481	60 316	218	121	21	28	26	15	7	—	—	—	—	—	—
7131	Amusement parks & arcades .....	(C)	(D)	(D)	8	5	—	1	1	1	—	—	—	—	—	—	—
71312	Amusement arcades .....	(C)	(D)	(D)	8	5	—	1	1	1	—	—	—	—	—	—	—
7132	Gambling industries .....	(C)	(D)	(D)	5	4	—	—	—	—	1	—	—	—	—	—	—
71321	Casinos (except hotel casinos) .....	170	777	5 881	4	3	—	—	—	—	1	—	—	—	—	—	—
713210	Casinos (except hotel casinos) .....	170	777	5 881	4	3	—	—	—	—	1	—	—	—	—	—	—
7139	Other amusement & recreation industries .....	3 130	12 485	53 934	205	112	21	27	25	14	6	—	—	—	—	—	—
71391	Golf courses & country clubs .....	1 150	5 370	23 580	25	7	1	3	6	4	4	—	—	—	—	—	—
713910	Golf courses & country clubs .....	1 150	5 370	23 580	25	7	1	3	6	4	4	—	—	—	—	—	—
71393	Marinas .....	412	2 221	9 683	45	27	6	7	4	—	1	—	—	—	—	—	—
713930	Marinas .....	412	2 221	9 683	45	27	6	7	4	—	1	—	—	—	—	—	—
71394	Fitness & recreational sports centers .....	1 228	3 814	15 362	88	52	6	8	12	9	1	—	—	—	—	—	—
713940	Fitness & recreational sports centers .....	1 228	3 814	15 362	88	52	6	8	12	9	1	—	—	—	—	—	—
71399	All other amusement & recreation industries .....	243	728	4 132	41	25	8	7	—	1	—	—	—	—	—	—	—
713990	All other amusement & recreation industries .....	243	728	4 132	41	25	8	7	—	1	—	—	—	—	—	—	—
<b>72</b>	<b>Accommodation &amp; food services .....</b>	<b>35 633</b>	<b>108 769</b>	<b>439 910</b>	<b>1 944</b>	<b>811</b>	<b>313</b>	<b>294</b>	<b>351</b>	<b>129</b>	<b>40</b>	<b>3</b>	<b>3</b>	—	—	—	—
721	Accommodation .....	6 961	26 949	104 534	258	126	37	31	35	12	12	3	2	—	—	—	—
7211	Traveler accommodation .....	6 873	26 597	103 222	241	114	34	30	34	12	12	3	2	—	—	—	—
72111	Hotels (exc casino hotels) & motels .....	6 839	26 529	102 772	231	105	34	29	34	12	12	3	2	—	—	—	—
721110	Hotels (exc casino hotels) & motels .....	6 839	26 529	102 772	231	105	34	29	34	12	12	3	2	—	—	—	—
722	Food services & drinking places .....	28 672	81 820	335 376	1 686	685	276	263	316	117	28	—	1	—	—	—	—
7221	Full-service restaurants .....	15 451	47 087	188 743	784	300	136	114	131	81	22	—	—	—	—	—	—
72211	Full-service restaurants .....	15 451	47 087	188 743	784	300	136	114	131	81	22	—	—	—	—	—	—
722110	Full-service restaurants .....	15 451	47 087	188 743	784	300	136	114	131	81	22	—	—	—	—	—	—
7222	Limited-service eating places .....	10 352	24 193	98 307	664	260	83	125	161	30	5	—	—	—	—	—	—
72221	Limited-service eating places .....	10 352	24 193	98 307	664	260	83	125	161	30	5	—	—	—	—	—	—
722211	Limited-service restaurants .....	9 013	21 012	85 750	534	194	60	102	146	28	4	—	—	—	—	—	—
722212	Cafeterias .....	505	1 179	4 661	25	10	4	3	6	1	1	—	—	—	—	—	—
722213	Snack & nonalcoholic beverage bars .....	834	2 002	7 896	105	56	19	20	9	1	—	—	—	—	—	—	—
7223	Special food services .....	1 698	7 276	35 627	79	34	19	11	8	5	1	—	1	—	—	—	—
72231	Food service contractors .....	1 369	6 432	32 354	47	17	12	7	6	3	1	—	1	—	—	—	—
722310	Food service contractors .....	1 369	6 432	32 354	47	17	12	7	6	3	1	—	1	—	—	—	—
72232	Caterers .....	265	684	2 632	20	9	5	3	1	2	—	—	—	—	—	—	—
722320	Caterers .....	265	684	2 632	20	9	5	3	1	2	—	—	—	—	—	—	—
7224	Drinking places (alcoholic beverages) .....	1 171	3 264	12 699	159	91	38	13	16	1	—	—	—	—	—	—	—
72241	Drinking places (alcoholic beverages) .....	1 171	3 264	12 699	159	91	38	13	16	1	—	—	—	—	—	—	—
722410	Drinking places (alcoholic beverages) .....	1 171	3 264	12 699	159	91	38	13	16	1	—	—	—	—	—	—	—
<b>81</b>	<b>Other services (except public administration) .....</b>	<b>18 551</b>	<b>81 854</b>	<b>339 227</b>	<b>2 560</b>	<b>1 666</b>	<b>493</b>	<b>221</b>	<b>138</b>	<b>26</b>	<b>12</b>	<b>3</b>	—	—	—	—	<b>1</b>
811	Repair & maintenance .....	4 286	25 780	106 127	902	662	154	52	28	4	2	—	—	—	—	—	—
8111	Automotive repair & maintenance .....	2 882	17 000	70 093	590	415	113	40	18	3	1	—	—	—	—	—	—
81111	Automotive mechanical & electrical R&M .....	1 530	9 578	37 617	363	263	76	19	4	—	1	—	—	—	—	—	—
811111	General automotive repair .....	1 125	7 120	27 616	307	235	53	16	3	—	—	—	—	—	—	—	—
8111113	Automotive transmission repair .....	104	896	3 471	22	11	8	3	—	—	—	—	—	—	—	—	—
8111118	Other automotive mechanical & electrical R&M .....	270	1 344	5 686	26	13	11	—	1	—	1	—	—	—	—	—	—
81112	Automotive body, paint, interior & glass repair .....	735	5 291	23 465	130	86	23	13	7	1	—	—	—	—	—	—	—
811121	Automotive body, paint & interior R&M .....	661	4 729	21 108	114	76	19	11	7	1	—	—	—	—	—	—	—
81119	Other automotive R&M .....	617	2 131	9 011	97	66	14	8	7	2	—	—	—	—	—	—	—
811191	Automotive oil change & lubrication shops .....	142	512	2 221	21	9	7	4	1	—	—	—	—	—	—	—	—
811192	Car washes .....	444	1 422	5 674	61	43	6	4	6	2	—	—	—	—	—	—	—
8112	Electronic & precision equipment R&M .....	305	1 947	8 099	68	49	11	5	3	—	—	—	—	—	—	—	—
81121	Electronic & precision equipment R&M .....	305	1 947	8 099	68	49	11	5	3	—	—	—	—	—	—	—	—
811219	Other electronic & precision equipment R&M .....	118	930	4 025	22	12	7	2	1	—	—	—	—	—	—	—	—
8113	Commercial equipment (exc auto & elec) R&M .....	212	1 292	5 425	66	52	12	1	1	—	—	—	—	—	—	—	—
81131	Commercial equipment (exc auto & elec) R&M .....	212	1 292	5 425	66	52	12	1	1	—	—	—	—	—	—	—	—
811310	Commercial equipment (exc auto & elec) R&M .....	212	1 292	5 425	66	52	12	1	1	—	—	—	—	—	—	—	—

See footnotes at end of table.

**Table 6. Counties—Employees, Payroll, and Establishments by Industry: 2003—Con.**

[Excludes most government employees, railroad employees, and self-employed persons. Size class 1 to 4 includes establishments with payroll, but no employees, during mid-March pay period. (D) denotes figures withheld to avoid disclosing data for individual companies; the data are included in broader industry totals. Detailed industries with 100 or more employees are shown if industry was not a (D). For explanation of terms, abbreviations, and data reliability/comparability, see introductory text]

NAICS code	Industry	Number of employees for week including March 12	Payroll (\$1,000)		Total number of establishments	Number of establishments by employment-size class								
			First quarter	Annual		1 to 4	5 to 9	10 to 19	20 to 49	50 to 99	100 to 249	250 to 499	500 to 999	1,000 or more
<b>PINELLAS—Con.</b>														
<b>81</b>	<b>Other services (except public administration)—Con.</b>													
	Repair & maintenance—Con.													
811	Personal & household goods R&M	887	5 541	22 510	178	146	18	6	6	1	1	—	—	—
8114	Home, garden equipment & appliance R&M	529	3 649	14 388	43	31	4	1	5	1	1	—	—	—
81141	Appliance repair & maintenance	514	3 575	14 214	35	24	3	1	5	1	1	—	—	—
811412	Other personal & household goods R&M	286	1 629	7 009	98	81	11	5	1	—	—	—	—	—
811490	Other personal & household goods R&M	286	1 629	7 009	98	81	11	5	1	—	—	—	—	—
812	Personal & laundry services	4 788	20 715	87 770	839	560	165	68	36	7	2	1	—	—
8121	Personal care services	2 320	9 332	37 220	482	314	103	45	18	2	—	—	—	—
81211	Hair, nail & skin care services	2 065	8 573	33 877	412	262	91	42	15	2	—	—	—	—
812112	Beauty salons	1 972	8 284	32 821	381	236	88	41	14	2	—	—	—	—
81219	Other personal care services	255	759	3 343	70	52	12	3	3	—	—	—	—	—
812191	Diet & weight reducing centers	150	524	2 112	16	5	6	2	3	—	—	—	—	—
812199	Other personal care services	105	235	1 231	54	47	6	1	—	—	—	—	—	—
8122	Death care services	601	3 314	13 597	68	26	26	8	8	—	—	—	—	—
81221	Funeral homes	411	2 355	9 575	50	20	20	4	6	—	—	—	—	—
812210	Funeral homes	411	2 355	9 575	50	20	20	4	6	—	—	—	—	—
81222	Cemeteries & crematories	190	959	4 022	18	6	6	4	2	—	—	—	—	—
812220	Cemeteries & crematories	190	959	4 022	18	6	6	4	2	—	—	—	—	—
8123	Drycleaning & laundry services	1 142	5 285	25 224	109	73	19	6	5	3	2	1	—	—
81232	Drycleaning & laundry services (exc coin-op)	416	1 623	6 959	72	47	14	6	4	1	—	—	—	—
812320	Drycleaning & laundry services (exc coin-op)	416	1 623	6 959	72	47	14	6	4	1	—	—	—	—
81233	Linen & uniform supply	657	3 476	17 578	9	3	—	—	1	2	2	1	—	—
8129	Other personal services	725	2 784	11 729	180	147	17	9	5	2	—	—	—	—
81291	Pet care (except veterinary) services	154	419	1 758	42	32	6	3	1	—	—	—	—	—
812910	Pet care (except veterinary) services	154	419	1 758	42	32	6	3	1	—	—	—	—	—
81293	Parking lots & garages	130	328	1 485	28	21	3	3	1	—	—	—	—	—
812930	Parking lots & garages	130	328	1 485	28	21	3	3	1	—	—	—	—	—
81299	All other personal services	378	1 721	7 216	99	86	6	3	2	2	—	—	—	—
812990	All other personal services	378	1 721	7 216	99	86	6	3	2	2	—	—	—	—
813	Religious, grantmaking, civic, prof & like organizations	9 477	35 359	145 330	819	444	174	101	74	15	8	2	—	1
8131	Religious organizations	6 727	21 169	86 001	412	177	97	69	51	10	5	2	—	1
81311	Religious organizations	6 727	21 169	86 001	412	177	97	69	51	10	5	2	—	1
813110	Religious organizations	6 727	21 169	86 001	412	177	97	69	51	10	5	2	—	1
8132	Grantmaking & giving services	417	3 574	13 846	42	24	8	4	3	3	—	—	—	—
81321	Grantmaking & giving services	417	3 574	13 846	42	24	8	4	3	3	—	—	—	—
813212	Voluntary health organizations	226	2 167	8 844	15	5	5	1	3	1	—	—	—	—
813219	Other grantmaking & giving services	129	1 009	3 275	6	3	1	—	—	2	—	—	—	—
8133	Social advocacy organizations	322	1 665	6 904	22	13	3	2	2	1	1	—	—	—
81331	Social advocacy organizations	322	1 665	6 904	22	13	3	2	2	1	1	—	—	—
813312	Environment & wildlife organizations	105	470	1 979	5	2	1	—	1	1	—	—	—	—
813319	Other social advocacy organizations	156	677	2 736	9	7	1	—	—	—	1	—	—	—
8134	Civic & social organizations	704	1 858	7 920	88	43	28	10	5	1	1	—	—	—
81341	Civic & social organizations	704	1 858	7 920	88	43	28	10	5	1	1	—	—	—
813410	Civic & social organizations	704	1 858	7 920	88	43	28	10	5	1	1	—	—	—
8139	Business, labor, political, like organizations	1 307	7 093	30 659	255	187	38	16	13	—	1	—	—	—
81391	Business associations	155	1 231	5 436	32	22	7	1	2	—	—	—	—	—
813910	Business associations	155	1 231	5 436	32	22	7	1	2	—	—	—	—	—
81393	Labor unions & similar labor organizations	193	396	1 446	25	14	4	5	2	—	—	—	—	—
813930	Labor unions & similar labor organizations	193	396	1 446	25	14	4	5	2	—	—	—	—	—
81399	Oth similar organizations (exc business, prof, labor, pol)	894	4 871	21 007	177	133	26	8	9	—	1	—	—	—
813990	Oth similar organizations (exc business, prof, labor, pol)	894	4 871	21 007	177	133	26	8	9	—	1	—	—	—
<b>99</b>	<b>Unclassified establishments</b>	<b>(C)</b>	<b>(D)</b>	<b>(D)</b>	<b>71</b>	<b>64</b>	<b>3</b>	<b>4</b>	<b>—</b>	<b>—</b>	<b>—</b>	<b>—</b>	<b>—</b>	<b>—</b>
<b>POLK</b>														
	<b>Total</b>	<b>161 911</b>	<b>1 141 705</b>	<b>4 720 524</b>	<b>9 930</b>	<b>5 406</b>	<b>1 896</b>	<b>1 245</b>	<b>816</b>	<b>302</b>	<b>186</b>	<b>51</b>	<b>20</b>	<b>8</b>
<b>11</b>	<b>Forestry, fishing, hunting, and agriculture support</b>	<b>(F)</b>	<b>(D)</b>	<b>(D)</b>	<b>52</b>	<b>23</b>	<b>11</b>	<b>9</b>	<b>4</b>	<b>3</b>	<b>2</b>	<b>—</b>	<b>—</b>	<b>—</b>
115	Agriculture & forestry support activities	(F)	(D)	(D)	48	21	11	7	4	3	2	—	—	—
1151	Crop production support activities	(F)	(D)	(D)	45	19	11	6	4	3	2	—	—	—
11511	Crop production support activities	(F)	(D)	(D)	45	19	11	6	4	3	2	—	—	—
115112	Soil preparation, planting, & cultivating	429	1 778	5 788	15	7	4	1	—	2	1	—	—	—
115114	Postharvest crop activities (exc ginning)	284	1 030	3 901	6	2	—	1	1	1	1	—	—	—
<b>21</b>	<b>Mining</b>	<b>(G)</b>	<b>(D)</b>	<b>(D)</b>	<b>23</b>	<b>11</b>	<b>5</b>	<b>3</b>	<b>—</b>	<b>1</b>	<b>2</b>	<b>—</b>	<b>—</b>	<b>1</b>
212	Mining (except oil & gas)	(G)	(D)	(D)	19	7	5	3	—	1	2	—	—	1
2123	Nonmetallic mineral mining & quarrying	(G)	(D)	(D)	19	7	5	3	—	1	2	—	—	1
21232	Sand, gravel, clay, refractory minerals mining	118	1 118	4 278	9	3	3	2	—	1	—	—	—	—
21239	Other nonmetallic mineral mining & quarrying	(G)	(D)	(D)	6	1	2	—	—	—	2	—	—	1
<b>22</b>	<b>Utilities</b>	<b>656</b>	<b>11 658</b>	<b>40 987</b>	<b>32</b>	<b>14</b>	<b>5</b>	<b>5</b>	<b>3</b>	<b>4</b>	<b>1</b>	<b>—</b>	<b>—</b>	<b>—</b>
221	Utilities	656	11 658	40 987	32	14	5	5	3	4	1	—	—	—
2211	Elec pwr generation, transmsn & distribution	(F)	(D)	(D)	18	3	4	4	3	3	1	—	—	—
22111	Electric power generation	(E)	(D)	(D)	13	2	3	4	2	1	1	—	—	—
221112	Fossil fuel electric power generation	348	6 390	23 046	11	2	2	4	1	1	1	—	—	—
22112	Electric pwr transmsn, control & distribution	(C)	(D)	(D)	5	1	1	—	1	2	—	—	—	—

See footnotes at end of table.

**Table 6. Counties—Employees, Payroll, and Establishments by Industry: 2003—Con.**

[Excludes most government employees, railroad employees, and self-employed persons. Size class 1 to 4 includes establishments with payroll, but no employees, during mid-March pay period. (D) denotes figures withheld to avoid disclosing data for individual companies; the data are included in broader industry totals. Detailed industries with 100 or more employees are shown if industry was not a (D). For explanation of terms, abbreviations, and data reliability/comparability, see introductory text]

NAICS code	Industry	Number of employees for week including March 12	Payroll (\$1,000)		Total number of establishments	Number of establishments by employment-size class								
			First quarter	Annual		1 to 4	5 to 9	10 to 19	20 to 49	50 to 99	100 to 249	250 to 499	500 to 999	1,000 or more
<b>POLK—Con.</b>														
<b>23</b>	<b>Construction</b>	<b>8 484</b>	<b>60 570</b>	<b>261 070</b>	<b>979</b>	<b>593</b>	<b>160</b>	<b>123</b>	<b>81</b>	<b>14</b>	<b>7</b>	—	<b>1</b>	—
236	Construction of Buildings	1 554	12 071	52 694	219	150	35	16	12	5	1	—	—	—
2361	Residential Building Construction	905	6 361	28 913	168	126	22	13	4	2	1	—	—	—
23611	Residential Building Construction	905	6 361	28 913	168	126	22	13	4	2	1	—	—	—
236115	New Single-Family Housing Construction (except Operative Builders)	525	3 108	13 794	108	81	16	8	1	2	—	—	—	—
236117	New Housing Operative Builders	169	1 807	8 606	12	8	2	—	1	—	1	—	—	—
2362	Nonresidential Building Construction	649	5 710	23 781	51	24	13	3	8	3	—	—	—	—
23622	Commercial and Institutional Building Construction	(F)	(D)	(D)	49	23	12	3	8	3	—	—	—	—
237	Heavy and Civil Engineering Construction	1 559	12 616	50 669	89	39	15	17	12	5	—	—	1	—
2371	Utility System Construction	532	4 793	18 671	43	17	10	8	5	3	—	—	—	—
23711	Water and Sewer Line and Related Structures Construction	387	3 694	14 330	31	13	6	5	5	2	—	—	—	—
237110	Water and Sewer Line and Related Structures Construction	387	3 694	14 330	31	13	6	5	5	2	—	—	—	—
23713	Power and Communication Line and Related Structures Construction	(C)	(D)	(D)	11	3	4	3	—	1	—	—	—	—
2373	Highway, Street, and Bridge Construction	350	2 941	12 054	21	5	4	5	6	1	—	—	—	—
23731	Highway, Street, and Bridge Construction	350	2 941	12 054	21	5	4	5	6	1	—	—	—	—
237310	Highway, Street, and Bridge Construction	350	2 941	12 054	21	5	4	5	6	1	—	—	—	—
2379	Other Heavy and Civil Engineering Construction	607	4 617	18 626	9	4	1	1	1	1	—	—	1	—
23799	Other Heavy and Civil Engineering Construction	607	4 617	18 626	9	4	1	1	1	1	—	—	1	—
237990	Other Heavy and Civil Engineering Construction	607	4 617	18 626	9	4	1	1	1	1	—	—	1	—
238	Specialty Trade Contractors	5 371	35 883	157 707	671	404	110	90	57	4	6	—	—	—
2381	Foundation, Structure, and Building Exterior Contractors	1 485	8 928	39 011	159	91	28	22	14	2	2	—	—	—
23811	Poured Concrete Foundation and Structure Contractors	225	1 228	5 094	34	18	8	7	1	—	—	—	—	—
238110	Poured Concrete Foundation and Structure Contractors	225	1 228	5 094	34	18	8	7	1	—	—	—	—	—
23812	Structural Steel and Precast Concrete Contractors	372	3 090	13 682	9	3	1	—	3	—	2	—	—	—
238120	Structural Steel and Precast Concrete Contractors	372	3 090	13 682	9	3	1	—	3	—	2	—	—	—
23814	Masonry Contractors	330	1 578	6 961	43	28	6	7	—	2	—	—	—	—
238140	Masonry Contractors	330	1 578	6 961	43	28	6	7	—	2	—	—	—	—
23816	Roofing Contractors	350	1 761	7 807	29	12	4	6	7	—	—	—	—	—
238160	Roofing Contractors	350	1 761	7 807	29	12	4	6	7	—	—	—	—	—
2382	Building Equipment Contractors	2 121	15 731	70 216	236	127	41	40	24	2	2	—	—	—
23821	Electrical Contractors	1 024	7 410	33 405	88	44	17	15	9	1	2	—	—	—
238210	Electrical Contractors	1 024	7 410	33 405	88	44	17	15	9	1	2	—	—	—
23822	Plumbing, Heating, and Air-Conditioning Contractors	964	6 425	29 033	134	74	24	23	12	1	—	—	—	—
238220	Plumbing, Heating, and Air-Conditioning Contractors	964	6 425	29 033	134	74	24	23	12	1	—	—	—	—
23829	Other Building Equipment Contractors	133	1 896	7 778	14	9	—	2	3	—	—	—	—	—
238290	Other Building Equipment Contractors	133	1 896	7 778	14	9	—	2	3	—	—	—	—	—
2383	Building Finishing Contractors	891	5 326	22 696	166	118	23	16	8	—	1	—	—	—
23832	Painting and Wall Covering Contractors	497	2 809	12 595	61	38	10	8	4	—	1	—	—	—
238320	Painting and Wall Covering Contractors	497	2 809	12 595	61	38	10	8	4	—	1	—	—	—
23835	Finish Carpentry Contractors	118	638	2 452	33	24	5	4	—	—	—	—	—	—
238350	Finish Carpentry Contractors	118	638	2 452	33	24	5	4	—	—	—	—	—	—
2389	Other Specialty Trade Contractors	874	5 898	25 784	110	68	18	12	11	—	1	—	—	—
23891	Site Preparation Contractors	341	2 283	10 805	43	27	5	5	6	—	—	—	—	—
238910	Site Preparation Contractors	341	2 283	10 805	43	27	5	5	6	—	—	—	—	—
23899	All Other Specialty Trade Contractors	533	3 615	14 979	67	41	13	7	5	—	1	—	—	—
238990	All Other Specialty Trade Contractors	533	3 615	14 979	67	41	13	7	5	—	1	—	—	—
<b>31-33</b>	<b>Manufacturing</b>	<b>16 819</b>	<b>147 991</b>	<b>609 858</b>	<b>440</b>	<b>146</b>	<b>68</b>	<b>62</b>	<b>82</b>	<b>42</b>	<b>28</b>	<b>10</b>	<b>1</b>	<b>1</b>
311	Food mfg	3 913	37 434	149 981	32	3	3	4	5	6	7	3	—	1
3114	Fruit & veg preserving & specialty food mfg	2 194	22 541	87 379	11	—	—	1	—	4	4	1	—	1
31141	Frozen food mfg	639	7 411	25 981	6	—	—	—	—	4	1	1	—	—
311411	Frozen fruit, juice & vegetable mfg	639	7 411	25 981	6	—	—	—	—	4	1	1	—	—
31142	Fruit & veg canning, pickling & drying	1 555	15 130	61 398	5	—	—	1	—	—	3	—	—	1
311421	Fruit & vegetable canning	1 555	15 130	61 398	5	—	—	1	—	—	3	—	—	1
3115	Dairy product mfg	(C)	(D)	(D)	1	—	—	—	—	—	1	—	—	—
31151	Dairy product (exc frozen) mfg	(C)	(D)	(D)	1	—	—	—	—	—	1	—	—	—
3116	Animal slaughtering & processing	(C)	(D)	(D)	3	1	—	1	—	—	1	—	—	—
31161	Animal slaughtering & processing	(C)	(D)	(D)	3	1	—	1	—	—	1	—	—	—
3117	Seafood product preparation & packaging	(E)	(D)	(D)	1	—	—	—	—	—	—	1	—	—
31171	Seafood product preparation & packaging	(E)	(D)	(D)	1	—	—	—	—	—	—	1	—	—
3118	Bakeries & tortilla mfg	(F)	(D)	(D)	7	2	2	1	—	—	1	1	—	—
31181	Bread & bakery product mfg	(F)	(D)	(D)	7	2	2	1	—	—	1	1	—	—
3119	Other food mfg	188	2 160	10 738	6	—	1	1	3	1	—	—	—	—
31194	Seasoning & dressing mfg	(C)	(D)	(D)	4	—	—	1	2	1	—	—	—	—
312	Beverage & tobacco product mfg	(E)	(D)	(D)	5	1	—	1	1	—	2	—	—	—
3121	Beverage mfg	(E)	(D)	(D)	5	1	—	1	1	—	2	—	—	—
31214	Distilleries	(E)	(D)	(D)	2	—	—	—	—	—	2	—	—	—
315	Apparel manufacturing	105	615	2 390	4	2	—	—	1	1	—	—	—	—
3152	Cut & sew apparel mfg	105	615	2 390	4	2	—	—	1	1	—	—	—	—

See footnotes at end of table.

**Table 6. Counties—Employees, Payroll, and Establishments by Industry: 2003—Con.**

[Excludes most government employees, railroad employees, and self-employed persons. Size class 1 to 4 includes establishments with payroll, but no employees, during mid-March pay period. (D) denotes figures withheld to avoid disclosing data for individual companies; the data are included in broader industry totals. Detailed industries with 100 or more employees are shown if industry was not a (D). For explanation of terms, abbreviations, and data reliability/comparability, see introductory text]

NAICS code	Industry	Number of employees for week including March 12	Payroll (\$1,000)		Total number of establishments	Number of establishments by employment-size class									
			First quarter	Annual		1 to 4	5 to 9	10 to 19	20 to 49	50 to 99	100 to 249	250 to 499	500 to 999	1,000 or more	
<b>POLK—Con.</b>															
<b>31-33 Manufacturing—Con.</b>															
321	Wood product mfg	1 567	12 422	48 578	28	8	1	2	6	6	4	1	-	-	
3212	Veneer, plywood & engineered wood product mfg	507	3 922	16 818	11	1	1	1	4	2	2	-	-	-	
32121	Veneer, plywood & engineered wood product mfg	507	3 922	16 818	11	1	1	1	4	2	2	-	-	-	
3219	Other wood product mfg	(F)	(D)	(D)	15	6	-	1	2	3	2	1	-	-	
32191	Millwork	(C)	(D)	(D)	3	2	-	-	-	1	-	-	-	-	
32192	Wood container & pallet mfg	275	1 642	6 837	6	1	-	1	1	3	-	-	-	-	
321920	Wood container & pallet mfg	275	1 642	6 837	6	1	-	1	1	3	-	-	-	-	
32199	All other wood product mfg	584	5 430	18 949	6	3	-	-	1	-	1	1	-	-	
322	Paper mfg	668	7 289	27 513	11	2	-	2	2	1	4	-	-	-	
3222	Converted paper product mfg	(F)	(D)	(D)	10	1	-	2	2	1	4	-	-	-	
32221	Paperboard container mfg	593	6 709	24 586	7	-	-	1	2	-	4	-	-	-	
323	Printing & related support activities	358	2 440	10 112	44	18	16	4	6	-	-	-	-	-	
3231	Printing & related support activities	358	2 440	10 112	44	18	16	4	6	-	-	-	-	-	
32311	Printing	(E)	(D)	(D)	43	18	16	4	5	-	-	-	-	-	
323110	Commercial lithographic printing	182	1 420	5 837	17	5	7	1	4	-	-	-	-	-	
325	Chemical mfg	3 017	36 393	152 151	35	3	4	8	10	4	2	3	1	-	
3251	Basic chemical mfg	(F)	(D)	(D)	4	-	-	2	1	-	-	1	-	-	
32518	Other basic inorganic chemical mfg	(E)	(D)	(D)	2	-	-	1	-	-	-	1	-	-	
3252	Resin, syn rubber, artf & syn fibers, fil mfg	180	1 743	7 491	4	-	-	1	2	1	-	-	-	-	
32521	Resin & synthetic rubber mfg	180	1 743	7 491	4	-	-	1	2	1	-	-	-	-	
325211	Plastics material & resin mfg	180	1 743	7 491	4	-	-	1	2	1	-	-	-	-	
3253	Pesticide, fertilizer & oth ag chemical mfg	2 045	26 338	110 958	15	1	2	1	5	1	2	2	1	-	
32531	Fertilizer mfg	(G)	(D)	(D)	14	1	2	1	4	1	2	2	1	-	
3256	Soap, cleaners & toilet preparation mfg	(C)	(D)	(D)	4	2	-	-	-	2	-	-	-	-	
32561	Soap & cleaning compound mfg	(C)	(D)	(D)	3	1	-	-	-	2	-	-	-	-	
3259	Other chemical product & preparation mfg	117	852	3 796	8	-	2	4	2	-	-	-	-	-	
326	Plastics & rubber products mfg	1 231	8 496	35 701	38	9	4	5	11	7	2	-	-	-	
3261	Plastics product mfg	1 166	8 025	33 717	34	8	3	4	10	7	2	-	-	-	
32612	Plastics pipe, pipe fitting, & unsupported profile shape mfg	228	1 602	7 819	7	2	-	-	4	-	1	-	-	-	
32614	Polystyrene foam product mfg	182	1 215	4 492	3	-	-	-	1	2	-	-	-	-	
326140	Polystyrene foam product mfg	182	1 215	4 492	3	-	-	-	1	2	-	-	-	-	
32619	Other plastics product mfg	598	3 835	16 076	19	6	1	4	3	4	1	-	-	-	
327	Nonmetallic mineral product mfg	915	7 170	28 613	35	7	6	10	7	3	2	-	-	-	
3271	Clay product & refractory mfg	(C)	(D)	(D)	3	1	-	-	1	-	1	-	-	-	
32712	Clay building material & refractories mfg	(C)	(D)	(D)	2	1	-	-	-	-	1	-	-	-	
3273	Cement & concrete product mfg	663	5 545	21 872	24	2	5	9	4	3	1	-	-	-	
32732	Ready-mix concrete mfg	141	1 291	4 948	13	2	4	6	1	-	-	-	-	-	
327320	Ready-mix concrete mfg	141	1 291	4 948	13	2	4	6	1	-	-	-	-	-	
32733	Concrete pipe, brick & block mfg	157	1 549	6 746	6	-	-	2	3	1	-	-	-	-	
327331	Concrete block & brick mfg	157	1 549	6 746	6	-	-	2	3	1	-	-	-	-	
32739	Other concrete product mfg	365	2 705	10 178	5	-	1	1	-	2	1	-	-	-	
327390	Other concrete product mfg	365	2 705	10 178	5	-	1	1	-	2	1	-	-	-	
331	Primary metal mfg	264	1 705	7 172	5	2	1	-	1	-	1	-	-	-	
3313	Alumina & aluminum production & processing	(C)	(D)	(D)	2	1	-	-	-	-	1	-	-	-	
33131	Alumina & aluminum production & processing	(C)	(D)	(D)	2	1	-	-	-	-	1	-	-	-	
332	Fabricated metal product mfg	1 325	10 772	47 435	64	26	8	8	14	6	2	-	-	-	
3321	Forging & stamping	110	1 233	5 555	5	1	1	1	1	1	-	-	-	-	
33211	Forging & stamping	110	1 233	5 555	5	1	1	1	1	1	-	-	-	-	
3323	Architectural & structural metals mfg	756	6 411	27 926	23	4	4	2	8	4	1	-	-	-	
33231	Plate work & fabricated structural prod mfg	514	3 796	17 730	14	2	1	2	6	2	1	-	-	-	
332313	Plate work mfg	266	2 271	9 025	6	-	-	1	3	2	-	-	-	-	
33232	Ornamental & architectural metal prod mfg	242	2 615	10 196	9	2	3	-	2	2	-	-	-	-	
332322	Sheet metal work mfg	182	1 664	7 371	5	-	2	-	1	2	-	-	-	-	
3327	Mach shops, turn prod, screw, nut, bolt mfg	212	1 429	6 261	20	14	1	3	1	-	1	-	-	-	
33271	Machine shops	212	1 429	6 261	20	14	1	3	1	-	1	-	-	-	
332710	Machine shops	212	1 429	6 261	20	14	1	3	1	-	1	-	-	-	
3328	Coating, engrave, heat treating & oth activity	137	1 156	5 241	7	3	1	1	1	1	-	-	-	-	
33281	Coating, engrave, heat treating & oth activity	137	1 156	5 241	7	3	1	1	1	1	-	-	-	-	
332812	Metal coating, engraving & allied services	119	1 078	4 916	3	-	1	-	1	1	-	-	-	-	
333	Machinery mfg	960	6 274	26 635	31	14	6	3	5	1	-	2	-	-	
3332	Industrial machinery mfg	(E)	(D)	(D)	5	1	1	1	1	-	-	1	-	-	
33329	Other industrial machinery mfg	(E)	(D)	(D)	3	1	-	1	-	-	-	1	-	-	
3334	HVAC & commercial refrigeration equipment mfg	(E)	(D)	(D)	2	-	-	-	1	-	-	1	-	-	
33341	HVAC & commercial refrigeration equipment mfg	(E)	(D)	(D)	2	-	-	-	1	-	-	1	-	-	
334	Computer & electronic product mfg	261	2 213	8 179	10	5	1	-	2	2	-	-	-	-	
3345	Nav, measuring, medical, control instruments mfg	(C)	(D)	(D)	4	2	-	-	1	1	-	-	-	-	
33451	Nav, measuring, medical, control instruments mfg	(C)	(D)	(D)	4	2	-	-	1	1	-	-	-	-	
335	Electrical equip, appliance & component mfg	(C)	(D)	(D)	5	3	1	-	-	-	1	-	-	-	
3359	Other electrical equipment & component mfg	(C)	(D)	(D)	2	-	1	-	-	-	1	-	-	-	
33593	Wiring device mfg	(C)	(D)	(D)	1	-	-	-	-	-	1	-	-	-	

See footnotes at end of table.



**Table 6. Counties—Employees, Payroll, and Establishments by Industry: 2003—Con.**

[Excludes most government employees, railroad employees, and self-employed persons. Size class 1 to 4 includes establishments with payroll, but no employees, during mid-March pay period. (D) denotes figures withheld to avoid disclosing data for individual companies; the data are included in broader industry totals. Detailed industries with 100 or more employees are shown if industry was not a (D). For explanation of terms, abbreviations, and data reliability/comparability, see introductory text]

NAICS code	Industry	Number of employees for week including March 12	Payroll (\$1,000)		Total number of establishments	Number of establishments by employment-size class																				
			First quarter	Annual		1 to 4	5 to 9	10 to 19	20 to 49	50 to 99	100 to 249	250 to 499	500 to 999	1,000 or more												
<b>POLK—Con.</b>																										
<b>31-33 Manufacturing—Con.</b>																										
336	Transportation equipment mfg .....	670	3 978	18 278	14	7	—	2	1	3	—	1	—	—												
3362	Motor vehicle body & trailer mfg .....	(C)	(D)	(D)	6	1	—	2	1	2	—	—	—	—												
33621	Motor vehicle body & trailer mfg .....	(C)	(D)	(D)	6	1	—	2	1	2	—	—	—	—												
336211	Motor vehicle body mfg .....	122	705	3 461	4	1	—	1	1	1	—	—	—	—												
3363	Motor vehicle parts mfg .....	(E)	(D)	(D)	2	—	—	—	—	1	—	1	—	—												
33639	Other motor vehicle parts mfg .....	(E)	(D)	(D)	1	—	—	—	—	—	—	—	—	1	—	—										
337	Furniture & related product mfg .....	317	1 945	7 883	27	11	5	5	6	—	—	—	—	—												
3371	HH & institutional furniture & kitchen cabinet mfg .....	178	1 008	4 371	18	7	4	5	2	—	—	—	—	—												
3379	Other furniture related product mfg .....	(C)	(D)	(D)	7	3	1	—	3	—	—	—	—	—												
33791	Mattress mfg .....	100	607	2 241	5	2	—	—	3	—	—	—	—	—												
337910	Mattress mfg .....	100	607	2 241	5	2	—	—	3	—	—	—	—	—												
339	Miscellaneous mfg .....	602	4 240	18 633	41	20	10	5	4	1	1	—	—	—												
3391	Medical equipment & supplies mfg .....	318	2 241	10 208	16	10	3	1	1	—	1	—	—	—												
33911	Medical equipment & supplies mfg .....	318	2 241	10 208	16	10	3	1	1	—	1	—	—	—												
3399	Other miscellaneous mfg .....	284	1 999	8 425	25	10	7	4	3	1	—	—	—	—												
33999	All other misc mfg .....	197	1 552	6 554	9	1	1	4	2	1	—	—	—	—												
339999	All other miscellaneous mfg .....	136	1 136	4 760	5	—	1	2	1	1	—	—	—	—												
<b>42</b>	<b>Wholesale trade .....</b>	<b>8 194</b>	<b>70 421</b>	<b>287 724</b>	<b>667</b>	<b>355</b>	<b>138</b>	<b>86</b>	<b>55</b>	<b>20</b>	<b>9</b>	<b>4</b>	—	—												
423	Merchant Wholesalers, Durable Goods .....	3 647	35 388	141 802	407	206	90	58	43	9	1	—	—	—												
4231	Motor Vehicle and Motor Vehicle Parts and Supplies Merchant Wholesalers .....	641	5 557	22 799	57	29	11	10	6	—	1	—	—	—												
42311	Automobile and Other Motor Vehicle Merchant Wholesalers .....	258	2 008	8 876	23	14	3	1	5	—	—	—	—	—												
423110	Automobile and Other Motor Vehicle Merchant Wholesalers .....	258	2 008	8 876	23	14	3	1	5	—	—	—	—	—												
42312	Motor Vehicle Supplies and New Parts Merchant Wholesalers .....	314	3 023	11 740	24	10	7	5	1	—	1	—	—	—												
423120	Motor Vehicle Supplies and New Parts Merchant Wholesalers .....	314	3 023	11 740	24	10	7	5	1	—	1	—	—	—												
4232	Furniture and Home Furnishing Merchant Wholesalers .....	138	904	4 004	15	8	2	3	1	1	—	—	—	—												
4233	Lumber and Other Construction Materials Merchant Wholesalers .....	422	4 079	17 383	36	11	12	6	5	2	—	—	—	—												
42331	Lumber, Plywood, Millwork, and Wood Panel Merchant Wholesalers .....	285	2 887	12 217	17	3	6	2	4	2	—	—	—	—												
423310	Lumber, Plywood, Millwork, and Wood Panel Merchant Wholesalers .....	285	2 887	12 217	17	3	6	2	4	2	—	—	—	—												
4234	Professional and Commercial Equipment and Supplies Merchant Wholesalers .....	185	1 357	5 457	27	15	7	2	3	—	—	—	—	—												
4235	Metal and Mineral (except Petroleum) Merchant Wholesalers .....	275	1 926	8 019	23	11	3	3	5	1	—	—	—	—												
42351	Metal Service Centers and Other Metal Merchant Wholesalers .....	275	1 926	8 019	23	11	3	3	5	1	—	—	—	—												
423510	Metal Service Centers and Other Metal Merchant Wholesalers .....	275	1 926	8 019	23	11	3	3	5	1	—	—	—	—												
4236	Electrical and Electronic Goods Merchant Wholesalers .....	283	2 947	11 773	42	23	10	4	5	—	—	—	—	—												
42361	Electrical Apparatus and Equipment, Wiring Supplies, and Related Equipment .....	156	1 633	6 490	18	8	5	2	3	—	—	—	—	—												
423610	Electrical Apparatus and Equipment, Wiring Supplies, and Related Equipment .....	156	1 633	6 490	18	8	5	2	3	—	—	—	—	—												
42369	Other Electronic Parts and Equipment Merchant Wholesalers .....	(C)	(D)	(D)	22	13	5	2	2	—	—	—	—	—												
4237	Hardware, and Plumbing and Heating Equipment and Supplies Merchant Whole .....	242	2 284	11 174	35	16	12	5	2	—	—	—	—	—												
42372	Plumbing and Heating Equipment and Supplies (Hydronics) Merchant Whole .....	130	1 466	7 719	12	5	1	4	2	—	—	—	—	—												
423720	Plumbing and Heating Equipment and Supplies (Hydronics) Merchant Whole .....	130	1 466	7 719	12	5	1	4	2	—	—	—	—	—												
4238	Machinery, Equipment, and Supplies Merchant Wholesalers .....	1 208	13 714	51 460	134	65	31	21	14	3	—	—	—	—												
42381	Construction and Mining (except Oil Well) Machinery and Equipment Mercha .....	155	2 126	8 094	17	5	7	2	3	—	—	—	—	—												
423810	Construction and Mining (except Oil Well) Machinery and Equipment Mercha .....	155	2 126	8 094	17	5	7	2	3	—	—	—	—	—												
42382	Farm and Garden Machinery and Equipment Merchant Wholesalers .....	120	1 077	4 613	14	9	2	2	—	1	—	—	—	—												
423820	Farm and Garden Machinery and Equipment Merchant Wholesalers .....	120	1 077	4 613	14	9	2	2	—	1	—	—	—	—												
42383	Industrial Machinery and Equipment Merchant Wholesalers .....	518	6 917	24 765	61	34	11	10	4	2	—	—	—	—												
423830	Industrial Machinery and Equipment Merchant Wholesalers .....	518	6 917	24 765	61	34	11	10	4	2	—	—	—	—												
42384	Industrial Supplies Merchant Wholesalers .....	334	3 095	11 589	24	6	5	6	7	—	—	—	—	—												
423840	Industrial Supplies Merchant Wholesalers .....	334	3 095	11 589	24	6	5	6	7	—	—	—	—	—												
4239	Miscellaneous Durable Goods Merchant Wholesalers .....	253	2 620	9 733	38	28	2	4	2	2	—	—	—	—												
42399	Other Miscellaneous Durable Goods Merchant Wholesalers .....	163	2 044	7 230	16	12	—	1	1	2	—	—	—	—												
423990	Other Miscellaneous Durable Goods Merchant Wholesalers .....	163	2 044	7 230	16	12	—	1	1	2	—	—	—	—												

See footnotes at end of table.

**Table 6. Counties—Employees, Payroll, and Establishments by Industry: 2003—Con.**

[Excludes most government employees, railroad employees, and self-employed persons. Size class 1 to 4 includes establishments with payroll, but no employees, during mid-March pay period. (D) denotes figures withheld to avoid disclosing data for individual companies; the data are included in broader industry totals. Detailed industries with 100 or more employees are shown if industry was not a (D). For explanation of terms, abbreviations, and data reliability/comparability, see introductory text]

NAICS code	Industry	Number of employees for week including March 12	Payroll (\$1,000)		Total number of establishments	Number of establishments by employment-size class									
			First quarter	Annual		1 to 4	5 to 9	10 to 19	20 to 49	50 to 99	100 to 249	250 to 499	500 to 999	1,000 or more	
<b>POLK—Con.</b>															
<b>42 Wholesale trade—Con.</b>															
424	Merchant Wholesalers, Nondurable Goods .....	3 793	31 550	130 625	196	100	37	27	12	10	7	3	—	—	
4241	Paper and Paper Product Merchant Wholesalers .....	145	1 020	4 211	16	9	4	1	1	1	—	—	—	—	
4242	Drugs and Druggists' Sundries Merchant Wholesalers .....	(E)	(D)	(D)	5	2	—	2	—	—	1	—	—	—	
42421	Drugs and Druggists' Sundries Merchant Wholesalers .....	(E)	(D)	(D)	5	2	—	2	—	—	1	—	—	—	
4244	Grocery and Related Product Wholesalers .....	2 167	17 219	72 678	76	37	13	8	7	4	5	2	—	—	
42441	General Line Grocery Merchant Wholesalers .....	194	1 594	5 944	6	2	—	2	—	1	1	—	—	—	
424410	General Line Grocery Merchant Wholesalers .....	194	1 594	5 944	6	2	—	2	—	1	1	—	—	—	
42442	Packaged Frozen Food Merchant Wholesalers .....	353	5 711	26 171	11	7	2	—	—	1	—	1	—	—	
424420	Packaged Frozen Food Merchant Wholesalers .....	353	5 711	26 171	11	7	2	—	—	1	—	1	—	—	
42448	Fresh Fruit and Vegetable Merchant Wholesalers .....	1 313	7 423	30 654	38	20	6	4	2	1	4	1	—	—	
424480	Fresh Fruit and Vegetable Merchant Wholesalers .....	1 313	7 423	30 654	38	20	6	4	2	1	4	1	—	—	
42449	Other Grocery and Related Products Merchant Wholesalers .....	163	1 274	5 348	14	5	5	—	4	—	—	—	—	—	
424490	Other Grocery and Related Products Merchant Wholesalers .....	163	1 274	5 348	14	5	5	—	4	—	—	—	—	—	
4246	Chemical and Allied Products Merchant Wholesalers .....	144	1 765	6 654	19	8	6	3	2	—	—	—	—	—	
42469	Other Chemical and Allied Products Merchant Wholesalers .....	116	1 484	5 321	14	5	5	2	2	—	—	—	—	—	
424690	Other Chemical and Allied Products Merchant Wholesalers .....	116	1 484	5 321	14	5	5	2	2	—	—	—	—	—	
4247	Petroleum and Petroleum Products Merchant Wholesalers .....	179	2 261	6 970	9	4	—	2	1	2	—	—	—	—	
42471	Petroleum Bulk Stations and Terminals .....	(C)	(D)	(D)	4	—	—	2	—	2	—	—	—	—	
4248	Beer, Wine, and Distilled Alcoholic Beverage Merchant Wholesalers .....	(C)	(D)	(D)	5	2	—	2	—	—	1	—	—	—	
42481	Beer and Ale Merchant Wholesalers .....	(C)	(D)	(D)	2	—	—	1	—	—	1	—	—	—	
4249	Miscellaneous Nondurable Goods Merchant Wholesalers .....	701	6 076	26 872	52	28	13	6	1	3	—	1	—	—	
42492	Book, Periodical, and Newspaper Merchant Wholesalers .....	(C)	(D)	(D)	2	—	—	—	—	2	—	—	—	—	
42499	Other Miscellaneous Nondurable Goods Merchant Wholesalers .....	352	3 585	16 267	17	10	3	3	—	—	—	1	—	—	
424990	Other Miscellaneous Nondurable Goods Merchant Wholesalers .....	352	3 585	16 267	17	10	3	3	—	—	—	1	—	—	
425	Wholesale Electronic Markets and Agents and Brokers .....	754	3 483	15 297	64	49	11	1	—	1	1	1	—	—	
4251	Wholesale Electronic Markets and Agents and Brokers .....	754	3 483	15 297	64	49	11	1	—	1	1	1	—	—	
42512	Wholesale Trade Agents and Brokers .....	(F)	(D)	(D)	63	48	11	1	—	1	1	1	—	—	
<b>44-45</b>	<b>Retail trade .....</b>	<b>22 424</b>	<b>112 931</b>	<b>461 276</b>	<b>1 713</b>	<b>843</b>	<b>456</b>	<b>216</b>	<b>109</b>	<b>41</b>	<b>42</b>	<b>5</b>	<b>1</b>	<b>—</b>	
441	Motor vehicle & parts dealers .....	3 502	29 793	127 635	245	107	49	48	25	12	4	—	—	—	
4411	Automobile dealers .....	2 209	21 292	92 956	97	48	15	5	14	11	4	—	—	—	
44111	New car dealers .....	2 016	20 136	88 500	40	8	1	2	14	11	4	—	—	—	
441110	New car dealers .....	2 016	20 136	88 500	40	8	1	2	14	11	4	—	—	—	
44112	Used car dealers .....	193	1 156	4 456	57	40	14	3	—	—	—	—	—	—	
441120	Used car dealers .....	193	1 156	4 456	57	40	14	3	—	—	—	—	—	—	
4412	Other motor vehicle dealers .....	362	2 723	11 192	38	21	6	6	4	1	—	—	—	—	
44121	Recreational vehicle dealers .....	(C)	(D)	(D)	3	—	2	—	—	1	—	—	—	—	
44122	Motorcycle & boat & other MV dealers .....	(E)	(D)	(D)	35	21	4	6	4	—	—	—	—	—	
441221	Motorcycle dealers .....	138	936	4 408	10	5	—	1	4	—	—	—	—	—	
4413	Automotive parts, accessories & tire stores .....	931	5 778	23 487	110	38	28	37	7	—	—	—	—	—	
44131	Automotive parts, accessories & tire stores .....	518	2 711	11 327	68	26	17	22	3	—	—	—	—	—	
441310	Automotive parts, accessories & tire stores .....	518	2 711	11 327	68	26	17	22	3	—	—	—	—	—	
44132	Tire dealers .....	413	3 067	12 160	42	12	11	15	4	—	—	—	—	—	
441320	Tire dealers .....	413	3 067	12 160	42	12	11	15	4	—	—	—	—	—	
442	Furniture & home furnishing stores .....	625	3 781	16 909	96	51	26	13	6	—	—	—	—	—	
4421	Furniture stores .....	321	2 207	9 621	48	24	15	7	2	—	—	—	—	—	
44211	Furniture stores .....	321	2 207	9 621	48	24	15	7	2	—	—	—	—	—	
442110	Furniture stores .....	321	2 207	9 621	48	24	15	7	2	—	—	—	—	—	
4422	Home furnishings stores .....	304	1 574	7 288	48	27	11	6	4	—	—	—	—	—	
44221	Floor covering stores .....	181	1 193	5 589	26	14	6	4	2	—	—	—	—	—	
442210	Floor covering stores .....	181	1 193	5 589	26	14	6	4	2	—	—	—	—	—	
44229	Other home furnishings stores .....	123	381	1 699	22	13	5	2	2	—	—	—	—	—	
443	Electronics & appliance stores .....	432	2 176	8 452	66	42	19	3	—	1	1	—	—	—	
4431	Electronics & appliance stores .....	432	2 176	8 452	66	42	19	3	—	1	1	—	—	—	
44311	Appliance, TV & all other electronics stores .....	351	1 667	6 831	49	34	11	2	—	1	1	—	—	—	
443112	Radio, television & other electronics stores .....	287	1 360	5 452	34	23	9	—	—	1	1	—	—	—	
444	Bldg material & garden equip & supp dealers .....	1 798	10 627	42 917	123	56	32	21	7	2	5	—	—	—	
4441	Building material & supplies dealers .....	1 602	9 817	39 028	84	34	20	16	7	2	5	—	—	—	
44411	Home centers .....	899	4 855	18 029	9	1	—	2	1	—	5	—	—	—	
444110	Home centers .....	899	4 855	18 029	9	1	—	2	1	—	5	—	—	—	
44413	Hardware stores .....	114	593	2 541	15	6	4	4	1	—	—	—	—	—	
444130	Hardware stores .....	114	593	2 541	15	6	4	4	1	—	—	—	—	—	
44419	Other building material dealers .....	545	3 999	17 009	50	22	11	10	5	2	—	—	—	—	
444190	Other building material dealers .....	545	3 999	17 009	50	22	11	10	5	2	—	—	—	—	

See footnotes at end of table.

**Table 6. Counties—Employees, Payroll, and Establishments by Industry: 2003—Con.**

[Excludes most government employees, railroad employees, and self-employed persons. Size class 1 to 4 includes establishments with payroll, but no employees, during mid-March pay period. (D) denotes figures withheld to avoid disclosing data for individual companies; the data are included in broader industry totals. Detailed industries with 100 or more employees are shown if industry was not a (D). For explanation of terms, abbreviations, and data reliability/comparability, see introductory text]

NAICS code	Industry	Number of employees for week including March 12	Payroll (\$1,000)		Total number of establishments	Number of establishments by employment-size class								
			First quarter	Annual		1 to 4	5 to 9	10 to 19	20 to 49	50 to 99	100 to 249	250 to 499	500 to 999	1,000 or more
<b>POLK—Con.</b>														
<b>44-45</b>	<b>Retail trade—Con.</b>													
444	Bldg material & garden equip & supp dealers—Con.													
4442	Lawn & garden equip & supplies stores	196	810	3 889	39	22	12	5	—	—	—	—	—	—
44422	Nursery & garden centers	138	429	2 055	28	16	8	4	—	—	—	—	—	—
444220	Nursery & garden centers	138	429	2 055	28	16	8	4	—	—	—	—	—	—
445	Food & beverage stores	4 927	19 104	75 945	256	164	31	12	15	12	22	—	—	—
4451	Grocery stores	4 651	17 998	71 581	209	140	16	6	13	12	22	—	—	—
44511	Grocery (except convenience) stores	4 404	17 258	68 450	98	38	10	3	13	12	22	—	—	—
445110	Grocery (except convenience) stores	4 404	17 258	68 450	98	38	10	3	13	12	22	—	—	—
44512	Convenience stores	247	740	3 131	111	102	6	3	—	—	—	—	—	—
445120	Convenience stores	247	740	3 131	111	102	6	3	—	—	—	—	—	—
4452	Specialty food stores	129	690	2 814	24	14	6	3	1	—	—	—	—	—
4453	Beer, wine & liquor stores	147	416	1 550	23	10	9	3	1	—	—	—	—	—
44531	Beer, wine & liquor stores	147	416	1 550	23	10	9	3	1	—	—	—	—	—
445310	Beer, wine & liquor stores	147	416	1 550	23	10	9	3	1	—	—	—	—	—
446	Health & personal care stores	1 314	7 520	31 266	122	49	26	23	22	2	—	—	—	—
4461	Health & personal care stores	1 314	7 520	31 266	122	49	26	23	22	2	—	—	—	—
44611	Pharmacies & drug stores	931	5 924	24 785	51	9	5	18	17	2	—	—	—	—
446110	Pharmacies & drug stores	931	5 924	24 785	51	9	5	18	17	2	—	—	—	—
44613	Optical goods stores	143	669	2 842	20	10	6	—	4	—	—	—	—	—
446130	Optical goods stores	143	669	2 842	20	10	6	—	4	—	—	—	—	—
44619	Other health & personal care stores	159	730	2 829	36	22	10	4	—	—	—	—	—	—
447	Gasoline stations	1 281	4 703	19 434	218	107	78	30	3	—	—	—	—	—
4471	Gasoline stations	1 281	4 703	19 434	218	107	78	30	3	—	—	—	—	—
44711	Gasoline stations with convenience stores	1 120	4 115	17 207	193	92	72	28	1	—	—	—	—	—
447110	Gasoline stations with convenience stores	1 120	4 115	17 207	193	92	72	28	1	—	—	—	—	—
44719	Other gasoline stations	161	588	2 227	25	15	6	2	2	—	—	—	—	—
447190	Other gasoline stations	161	588	2 227	25	15	6	2	2	—	—	—	—	—
448	Clothing & clothing accessories stores	1 672	5 402	21 219	187	66	79	26	13	3	—	—	—	—
4481	Clothing stores	1 152	3 560	13 766	104	29	41	21	11	2	—	—	—	—
44812	Women's clothing stores	218	533	2 172	27	4	15	8	—	—	—	—	—	—
448120	Women's clothing stores	218	533	2 172	27	4	15	8	—	—	—	—	—	—
44814	Family clothing stores	747	2 432	9 121	44	7	15	10	10	2	—	—	—	—
448140	Family clothing stores	747	2 432	9 121	44	7	15	10	10	2	—	—	—	—
44819	Other clothing stores	104	294	1 146	15	8	5	1	1	—	—	—	—	—
448190	Other clothing stores	104	294	1 146	15	8	5	1	1	—	—	—	—	—
4482	Shoe stores	188	628	2 604	33	13	19	—	1	—	—	—	—	—
44821	Shoe stores	188	628	2 604	33	13	19	—	1	—	—	—	—	—
448210	Shoe stores	188	628	2 604	33	13	19	—	1	—	—	—	—	—
4483	Jewelry, luggage & leather goods stores	332	1 214	4 849	50	24	19	5	1	1	—	—	—	—
44831	Jewelry stores	332	1 214	4 849	50	24	19	5	1	1	—	—	—	—
448310	Jewelry stores	332	1 214	4 849	50	24	19	5	1	1	—	—	—	—
451	Sporting goods, hobby, book & music stores	755	2 472	10 349	76	36	22	9	7	1	1	—	—	—
4511	Sporting goods, hobby, musical instrument stores	596	2 037	8 466	53	26	13	7	5	1	1	—	—	—
45111	Sporting goods stores	311	1 058	4 030	21	13	3	2	1	1	1	—	—	—
451110	Sporting goods stores	311	1 058	4 030	21	13	3	2	1	1	1	—	—	—
45112	Hobby, toy & game stores	137	434	1 915	13	6	4	—	3	—	—	—	—	—
451120	Hobby, toy & game stores	137	434	1 915	13	6	4	—	3	—	—	—	—	—
4512	Book, periodical & music stores	159	435	1 883	23	10	9	2	2	—	—	—	—	—
45121	Book stores & news dealers	129	336	1 469	16	7	5	2	2	—	—	—	—	—
452	General merchandise stores	4 747	21 517	84 171	77	11	36	6	3	6	9	5	1	—
4521	Department stores	2 216	9 977	36 216	17	—	1	—	—	6	8	2	—	—
45211	Department stores	2 216	9 977	36 216	17	—	1	—	—	6	8	2	—	—
452111	Department Stores (except Discount Department Stores)	949	4 245	14 966	8	—	—	—	—	3	5	—	—	—
452112	Discount Department Stores	1 267	5 732	21 250	9	—	1	—	—	3	3	2	—	—
4529	Other general merchandise stores	2 531	11 540	47 955	60	11	35	6	3	—	1	3	1	—
45291	Warehouse clubs & superstores	(G)	(D)	(D)	6	1	—	—	—	—	1	3	1	—
45299	All other general merchandise stores	(E)	(D)	(D)	54	10	35	6	3	—	—	—	—	—
453	Miscellaneous store retailers	1 058	4 007	15 580	181	111	46	16	6	2	—	—	—	—
4531	Florists	182	455	1 742	33	20	10	2	—	1	—	—	—	—
45311	Florists	182	455	1 742	33	20	10	2	—	1	—	—	—	—
453110	Florists	182	455	1 742	33	20	10	2	—	1	—	—	—	—
4532	Office supplies, stationery & gift stores	436	1 323	5 095	41	18	9	8	5	1	—	—	—	—
45321	Office supplies & stationery stores	110	668	2 422	6	1	1	1	3	—	—	—	—	—
453210	Office supplies & stationery stores	110	668	2 422	6	1	1	1	3	—	—	—	—	—
45322	Gift, novelty & souvenir stores	326	655	2 673	35	17	8	7	2	1	—	—	—	—
453220	Gift, novelty & souvenir stores	326	655	2 673	35	17	8	7	2	1	—	—	—	—
4533	Used merchandise stores	125	459	1 892	25	17	6	1	1	—	—	—	—	—
45331	Used merchandise stores	125	459	1 892	25	17	6	1	1	—	—	—	—	—
453310	Used merchandise stores	125	459	1 892	25	17	6	1	1	—	—	—	—	—
4539	Other miscellaneous store retailers	315	1 770	6 851	82	56	21	5	—	—	—	—	—	—
45393	Manufactured (mobile) home dealers	115	865	3 326	23	13	7	3	—	—	—	—	—	—
453930	Manufactured (mobile) home dealers	115	865	3 326	23	13	7	3	—	—	—	—	—	—
45399	All other miscellaneous store retailers	154	771	2 953	51	40	10	1	—	—	—	—	—	—
453998	All other misc store retailers (exc tobacco)	124	606	2 653	41	31	9	1	—	—	—	—	—	—
454	Nonstore retailers	313	1 829	7 399	66	43	12	9	2	—	—	—	—	—
4543	Direct selling establishments	238	1 461	5 784	45	27	8	9	1	—	—	—	—	—
45439	Other direct selling establishments	181	1 081	4 391	37	24	5	7	1	—	—	—	—	—
454390	Other direct selling establishments	181	1 081	4 391	37	24	5	7	1	—	—	—	—	—

See footnotes at end of table.

**Table 6. Counties—Employees, Payroll, and Establishments by Industry: 2003—Con.**

[Excludes most government employees, railroad employees, and self-employed persons. Size class 1 to 4 includes establishments with payroll, but no employees, during mid-March pay period. (D) denotes figures withheld to avoid disclosing data for individual companies; the data are included in broader industry totals. Detailed industries with 100 or more employees are shown if industry was not a (D). For explanation of terms, abbreviations, and data reliability/comparability, see introductory text]

NAICS code	Industry	Number of employees for week including March 12	Payroll (\$1,000)		Total number of establishments	Number of establishments by employment-size class									
			First quarter	Annual		1 to 4	5 to 9	10 to 19	20 to 49	50 to 99	100 to 249	250 to 499	500 to 999	1,000 or more	
<b>POLK—Con.</b>															
<b>48-49</b>	<b>Transportation &amp; warehousing</b>	<b>8 708</b>	<b>71 769</b>	<b>294 875</b>	<b>360</b>	<b>214</b>	<b>50</b>	<b>44</b>	<b>24</b>	<b>11</b>	<b>9</b>	<b>3</b>	<b>5</b>	<b>-</b>	
484	Truck transportation	5 203	44 351	182 311	238	154	30	21	17	5	6	3	2	-	
4841	General freight trucking	3 089	26 727	110 398	146	95	16	14	10	4	4	2	1	-	
48411	General freight trucking, local	330	2 375	9 787	65	45	9	9	2	-	-	-	-	-	
484110	General freight trucking, local	330	2 375	9 787	65	45	9	9	2	-	-	-	-	-	
48412	General freight trucking, long-distance	2 759	24 352	100 611	81	50	7	5	8	4	4	2	1	-	
484121	General freight trucking, long-distance, TL	2 298	20 450	84 845	73	46	7	4	6	4	4	1	1	-	
484122	General freight trucking, long-distance, LTL	461	3 902	15 766	8	4	-	1	2	-	-	1	-	-	
4842	Specialized freight trucking	2 114	17 624	71 913	92	59	14	7	7	1	2	1	1	-	
48422	Specialized freight (exc used) trucking, local	329	2 488	9 987	59	42	9	4	3	1	-	-	-	-	
484220	Specialized freight (exc used) trucking, local	329	2 488	9 987	59	42	9	4	3	1	-	-	-	-	
48423	Specialized freight (exc used) trucking, LDist	1 702	14 392	58 957	24	11	4	3	2	-	2	1	1	-	
484230	Specialized freight (exc used) trucking, LDist	1 702	14 392	58 957	24	11	4	3	2	-	2	1	1	-	
488	Transportation support activities	482	4 019	17 057	69	40	13	12	3	1	-	-	-	-	
4885	Freight transportation arrangement	221	2 005	9 185	30	15	7	6	2	-	-	-	-	-	
48851	Freight transportation arrangement	221	2 005	9 185	30	15	7	6	2	-	-	-	-	-	
488510	Freight transportation arrangement	221	2 005	9 185	30	15	7	6	2	-	-	-	-	-	
492	Couriers & messengers	(E)	(D)	(D)	10	4	1	1	1	2	1	-	-	-	
4921	Couriers	395	3 455	13 638	9	3	1	1	1	2	1	-	-	-	
49211	Couriers	395	3 455	13 638	9	3	1	1	1	2	1	-	-	-	
492110	Couriers	395	3 455	13 638	9	3	1	1	1	2	1	-	-	-	
493	Warehousing & storage	2 434	18 373	76 022	27	5	4	10	1	2	2	-	3	-	
4931	Warehousing & storage	2 434	18 373	76 022	27	5	4	10	1	2	2	-	3	-	
49311	General warehousing & storage	(G)	(D)	(D)	16	3	2	4	1	2	2	-	2	-	
49319	Other warehousing & storage	(F)	(D)	(D)	3	1	-	1	-	-	-	-	1	-	
<b>51</b>	<b>Information</b>	<b>2 770</b>	<b>22 750</b>	<b>90 749</b>	<b>131</b>	<b>74</b>	<b>16</b>	<b>15</b>	<b>15</b>	<b>6</b>	<b>2</b>	<b>2</b>	<b>1</b>	<b>-</b>	
511	Publishing industries	1 275	8 184	35 104	27	13	4	3	3	1	1	1	1	-	
5111	Newspaper, periodical, book, database publishers	(G)	(D)	(D)	23	11	4	2	2	1	1	1	1	-	
51111	Newspaper publishers	(E)	(D)	(D)	6	3	1	1	-	-	-	1	-	-	
51112	Periodical publishers	206	1 609	8 770	9	5	1	1	-	1	1	-	-	-	
511120	Periodical publishers	206	1 609	8 770	9	5	1	1	-	1	1	-	-	-	
51119	Other publishers	527	1 456	4 885	3	-	2	-	-	-	-	-	1	-	
511199	All other publishers	527	1 456	4 885	3	-	2	-	-	-	-	-	1	-	
512	Motion picture & sound recording industries	181	539	2 061	15	6	2	4	3	-	-	-	-	-	
5121	Motion picture & video industries	(C)	(D)	(D)	14	5	2	4	3	-	-	-	-	-	
51213	Motion picture & video exhibition	159	343	1 519	8	1	-	4	3	-	-	-	-	-	
517	Telecommunications	1 153	12 675	47 770	67	40	8	7	5	5	1	1	-	-	
5171	Wired Telecommunications Carriers	(F)	(D)	(D)	39	25	4	2	4	3	1	-	-	-	
51711	Wired Telecommunications Carriers	(F)	(D)	(D)	39	25	4	2	4	3	1	-	-	-	
5175	Cable and Other Program Distribution	455	3 347	13 182	8	2	3	-	-	2	-	1	-	-	
51751	Cable and Other Program Distribution	455	3 347	13 182	8	2	3	-	-	2	-	1	-	-	
517510	Cable and Other Program Distribution	455	3 347	13 182	8	2	3	-	-	2	-	1	-	-	
518	Internet Service Providers, Web Search Portals, and Data Processing Serv	(C)	(D)	(D)	12	7	1	1	3	-	-	-	-	-	
5182	Data Processing, Hosting, and Related Services	101	753	3 095	11	6	1	1	3	-	-	-	-	-	
51821	Data Processing, Hosting, and Related Services	101	753	3 095	11	6	1	1	3	-	-	-	-	-	
518210	Data Processing, Hosting, and Related Services	101	753	3 095	11	6	1	1	3	-	-	-	-	-	
<b>52</b>	<b>Finance &amp; insurance</b>	<b>11 544</b>	<b>123 805</b>	<b>493 423</b>	<b>586</b>	<b>331</b>	<b>130</b>	<b>66</b>	<b>40</b>	<b>6</b>	<b>6</b>	<b>4</b>	<b>1</b>	<b>2</b>	
522	Credit intermediation & related activities	2 987	25 883	93 544	270	111	84	40	26	5	4	-	-	-	
5221	Depository credit intermediation	2 373	19 799	72 781	150	27	60	34	21	4	4	-	-	-	
52211	Commercial banking	1 883	16 578	54 767	118	22	45	29	16	3	3	-	-	-	
522110	Commercial banking	1 883	16 578	54 767	118	22	45	29	16	3	3	-	-	-	
52212	Savings institutions	(C)	(D)	(D)	13	1	10	-	1	-	1	-	-	-	
52213	Credit unions	(E)	(D)	(D)	19	4	5	5	4	1	-	-	-	-	
5222	Nondepository credit intermediation	408	4 292	15 343	72	47	18	2	5	-	-	-	-	-	
52229	Other nondepository credit intermediation	340	4 009	14 708	65	43	17	2	3	-	-	-	-	-	
522292	Real estate credit	174	2 464	8 159	24	13	7	2	2	-	-	-	-	-	
5223	Activities related to credit intermediation	206	1 792	5 420	48	37	6	4	-	1	-	-	-	-	
52231	Mortgage & nonmortgage brokers	106	1 164	2 934	19	14	3	1	-	1	-	-	-	-	
522310	Mortgage & nonmortgage brokers	106	1 164	2 934	19	14	3	1	-	1	-	-	-	-	
523	Security, commodity contracts & like activity	(E)	(D)	(D)	68	52	7	5	4	-	-	-	-	-	
5231	Srty & comdty contracts intermed & brokerage	236	4 613	19 425	44	30	5	5	4	-	-	-	-	-	
52312	Securities brokerage	211	4 289	18 301	37	26	3	4	4	-	-	-	-	-	
523120	Securities brokerage	211	4 289	18 301	37	26	3	4	4	-	-	-	-	-	
524	Insurance carriers & related activities	8 261	92 891	378 369	245	167	37	21	10	1	2	4	1	2	
5241	Insurance carriers	6 662	78 932	317 885	43	23	4	6	3	-	1	4	-	2	
52411	Direct life, health, medical insurance carriers	(C)	(D)	(D)	10	4	2	1	3	-	-	-	-	-	
52412	Other direct insurance carriers	(I)	(D)	(D)	32	18	2	5	-	-	1	4	-	2	
5242	Agencies & other insurance related activities	1 599	13 959	60 484	202	144	33	15	7	1	1	-	1	-	
52421	Insurance agencies & brokerages	871	7 310	33 644	188	134	33	14	6	1	-	-	-	-	
524210	Insurance agencies & brokerages	871	7 310	33 644	188	134	33	14	6	1	-	-	-	-	
52429	Other insurance related activities	728	6 649	26 840	14	10	-	1	1	-	1	-	1	-	
524292	Insurance & pension funds, third party admin	718	6 571	26 537	5	1	-	1	1	-	1	-	1	-	

See footnotes at end of table.

**Table 6. Counties—Employees, Payroll, and Establishments by Industry: 2003—Con.**

[Excludes most government employees, railroad employees, and self-employed persons. Size class 1 to 4 includes establishments with payroll, but no employees, during mid-March pay period. (D) denotes figures withheld to avoid disclosing data for individual companies; the data are included in broader industry totals. Detailed industries with 100 or more employees are shown if industry was not a (D). For explanation of terms, abbreviations, and data reliability/comparability, see introductory text]

NAICS code	Industry	Number of employees for week including March 12	Payroll (\$1,000)		Total number of establishments	Number of establishments by employment-size class								
			First quarter	Annual		1 to 4	5 to 9	10 to 19	20 to 49	50 to 99	100 to 249	250 to 499	500 to 999	1,000 or more
<b>POLK—Con.</b>														
<b>53</b>	<b>Real estate &amp; rental &amp; leasing</b>	<b>3 014</b>	<b>16 984</b>	<b>71 763</b>	<b>561</b>	<b>410</b>	<b>79</b>	<b>50</b>	<b>14</b>	<b>5</b>	<b>3</b>			
531	Real estate	2 082	10 621	45 723	451	363	50	23	8	4	3			
5311	Lessors of real estate	1 244	5 111	21 297	201	154	27	9	6	3	2			
53111	Lessors of residential buildings & dwellings	564	2 789	11 862	79	60	7	6	3	2	1			
531110	Lessors of residential buildings & dwellings	564	2 789	11 862	79	60	7	6	3	2	1			
53112	Lessors of nonres bldg (exc miniwarehouses)	191	478	2 036	27	23	1		2	1				
531120	Lessors of nonres bldg (exc miniwarehouses)	191	478	2 036	27	23	1		2	1				
53119	Lessors of other real estate property	446	1 669	6 664	75	53	18	2	1		1			
531190	Lessors of other real estate property	446	1 669	6 664	75	53	18	2	1		1			
5312	Offices of real estate agents & brokers	337	2 040	9 642	135	120	7	6	2					
53121	Offices of real estate agents & brokers	337	2 040	9 642	135	120	7	6	2					
531210	Offices of real estate agents & brokers	337	2 040	9 642	135	120	7	6	2					
5313	Activities related to real estate	501	3 470	14 784	115	89	16	8		1	1			
53131	Real estate property managers	225	1 195	5 746	58	41	10	7						
531311	Residential property managers	155	801	3 971	41	29	8	4						
53132	Offices of real estate appraisers	139	1 291	4 817	35	30	4			1				
531320	Offices of real estate appraisers	139	1 291	4 817	35	30	4			1				
53139	Other activities related to real estate	137	984	4 221	22	18	2	1			1			
531390	Other activities related to real estate	137	984	4 221	22	18	2	1			1			
532	Rental & leasing services	(F)	(D)	(D)	108	45	29	27	6	1				
5321	Automotive equipment rental & leasing	134	1 149	4 508	18	9	5	3	1					
5322	Consumer goods rental	474	2 397	9 757	57	23	15	16	3					
53223	Video tape & disc rental	225	568	2 462	28	7	9	12						
532230	Video tape & disc rental	225	568	2 462	28	7	9	12						
53229	Other consumer goods rental	189	1 430	5 717	16	7	3	3						
5324	Commercial, industrial equip rental & leasing	291	2 584	10 782	27	10	6	8	2	1				
53241	Const, trans, mining equip rental & leasing	(C)	(D)	(D)	10	4	1	3	2					
53249	Oth commercial, industrial equip rental, lease	177	1 543	6 836	16	5	5	5		1				
532490	Oth commercial, industrial equip rental, lease	177	1 543	6 836	16	5	5	5		1				
<b>54</b>	<b>Professional, scientific &amp; technical services</b>	<b>6 059</b>	<b>52 819</b>	<b>236 971</b>	<b>886</b>	<b>605</b>	<b>152</b>	<b>78</b>	<b>36</b>	<b>7</b>	<b>6</b>	<b>2</b>		
541	Professional, scientific & technical services	6 059	52 819	236 971	886	605	152	78	36	7	6	2		
5411	Legal services	1 440	14 319	70 972	229	151	43	21	11	2	1			
54111	Offices of lawyers	1 380	13 697	68 390	212	138	41	19	11	2	1			
541110	Offices of lawyers	1 380	13 697	68 390	212	138	41	19	11	2	1			
5412	Accounting, tax prep, bookkeep, payroll services	1 114	6 597	28 098	174	121	30	13	8		2			
54121	Accounting, tax prep, bookkeep, payroll services	1 114	6 597	28 098	174	121	30	13	8		2			
541211	Offices of certified public accountants	440	3 526	16 399	72	39	21	8	4					
541213	Tax preparation services	267	603	1 950	42	32	4	3	2		1			
541219	Other accounting services	370	2 060	7 485	57	49	4	2	1					
5413	Architectural, engineering & related services	1 708	18 757	79 051	137	76	30	14	10	4	2	1		
54133	Engineering services	1 322	15 649	65 167	68	35	11	9	6	4	2	1		
541330	Engineering services	1 322	15 649	65 167	68	35	11	9	6	4	2	1		
54137	Surveying, mapping (exc geophysical) services	164	1 168	5 117	21	8	10	1	2					
541370	Surveying, mapping (exc geophysical) services	164	1 168	5 117	21	8	10	1	2					
5415	Computer systems design & related services	277	4 243	17 655	49	39	4	5			1			
54151	Computer systems design & related services	277	4 243	17 655	49	39	4	5			1			
541512	Computer systems design services	210	3 600	14 858	21	14	3	3			1			
5416	Management, sci & tech consulting services	416	3 702	17 619	134	117	8	6	2	1				
54161	Management consulting services	325	2 868	14 354	98	85	6	4	2	1				
541611	Admin & gen management consulting services	119	584	3 771	56	50	3	2	1					
541613	Marketing consulting services	102	1 392	6 380	18	15	2			1				
5418	Advertising & related services	471	2 065	8 978	37	23	9	3	1			1		
54186	Direct mail advertising	336	1 100	5 413	3			2				1		
541860	Direct mail advertising	336	1 100	5 413	3			2				1		
5419	Oth professional, scientific, technical services	551	2 600	12 163	96	54	24	14	4					
54194	Veterinary services	402	1 861	8 705	48	16	18	10	4					
541940	Veterinary services	402	1 861	8 705	48	16	18	10	4					
<b>55</b>	<b>Management of companies &amp; enterprises</b>	<b>10 548</b>	<b>123 622</b>	<b>481 825</b>	<b>95</b>	<b>24</b>	<b>15</b>	<b>17</b>	<b>20</b>	<b>9</b>	<b>4</b>	<b>4</b>	<b>1</b>	<b>1</b>
551	Management of companies & enterprises	10 548	123 622	481 825	95	24	15	17	20	9	4	4	1	1
5511	Management of companies & enterprises	10 548	123 622	481 825	95	24	15	17	20	9	4	4	1	1
55111	Management of companies & enterprises	10 548	123 622	481 825	95	24	15	17	20	9	4	4	1	1
551114	Corp, subsidiary & regional managing offices	10 225	120 119	467 376	82	19	13	14	19	8	3	4	1	1
<b>56</b>	<b>Admin, support, waste mgt, remediation services</b>	<b>13 019</b>	<b>51 678</b>	<b>214 512</b>	<b>557</b>	<b>342</b>	<b>77</b>	<b>58</b>	<b>27</b>	<b>22</b>	<b>19</b>	<b>8</b>	<b>3</b>	<b>1</b>
561	Administrative & support services	12 399	46 910	195 540	532	333	74	52	24	20	17	8	3	1
5611	Office administrative services	523	2 725	9 303	27	16	5	1	3	1		1		
56111	Office administrative services	523	2 725	9 303	27	16	5	1	3	1		1		
561110	Office administrative services	523	2 725	9 303	27	16	5	1	3	1		1		
5613	Employment services	5 465	17 912	78 905	68	18	4	7	9	13	11	4	2	
56131	Employment placement agencies	348	820	2 947	10	5		2	1	1	1			
561310	Employment placement agencies	348	820	2 947	10	5		2	1	1	1			
56132	Temporary help services	4 643	13 005	52 712	50	10	2	3	8	12	10	3	2	
561320	Temporary help services	4 643	13 005	52 712	50	10	2	3	8	12	10	3	2	
56133	Employee leasing services	474	4 087	23 246	8	3	2	2				1		
561330	Employee leasing services	474	4 087	23 246	8	3	2	2				1		

See footnotes at end of table.

**Table 6. Counties—Employees, Payroll, and Establishments by Industry: 2003—Con.**

[Excludes most government employees, railroad employees, and self-employed persons. Size class 1 to 4 includes establishments with payroll, but no employees, during mid-March pay period. (D) denotes figures withheld to avoid disclosing data for individual companies; the data are included in broader industry totals. Detailed industries with 100 or more employees are shown if industry was not a (D). For explanation of terms, abbreviations, and data reliability/comparability, see introductory text]

NAICS code	Industry	Number of employees for week including March 12	Payroll (\$1,000)		Total number of establishments	Number of establishments by employment-size class									
			First quarter	Annual		1 to 4	5 to 9	10 to 19	20 to 49	50 to 99	100 to 249	250 to 499	500 to 999	1,000 or more	
<b>POLK—Con.</b>															
<b>56</b>	<b>Admin, support, waste mgmt, remediation services—Con.</b>														
561	Administrative & support services—Con.				42	24	8	5	1	1	—	2	—	1	
5614	Business support services	2 394	9 995	41 992											
56142	Telephone call centers	829	3 390	13 413	5	1	—	2	—	—	—	2	—	—	
56144	Collection agencies	(G)	(D)	(D)	5	—	1	1	1	1	—	—	—	1	
5615	Travel arrangement & reservation services	(C)	(D)	(D)	24	15	7	1	1	—	—	—	—	—	
5616	Investigation & security services	698	2 329	9 928	29	14	5	5	1	1	3	—	—	—	
56161	Investigation, guard & armored car services	656	2 095	8 993	18	7	1	5	1	1	3	—	—	—	
561612	Security guards & patrol services	603	1 829	7 929	11	2	1	4	—	1	3	—	—	—	
5617	Services to buildings & dwellings	2 569	10 755	43 822	317	231	44	31	5	3	2	—	1	—	
56171	Exterminating & pest control services	302	1 688	7 041	57	37	8	11	1	—	—	—	—	—	
561710	Exterminating & pest control services	302	1 688	7 041	57	37	8	11	1	—	—	—	—	—	
56172	Janitorial services	468	1 123	4 503	62	43	9	6	2	1	1	—	—	—	
561720	Janitorial services	468	1 123	4 503	62	43	9	6	2	1	1	—	—	—	
56173	Landscaping services	1 687	7 566	30 534	156	116	23	11	2	2	1	—	1	—	
561730	Landscaping services	1 687	7 566	30 534	156	116	23	11	2	2	1	—	1	—	
5619	Other support services	564	2 159	8 149	22	13	2	4	—	—	1	1	—	—	
56199	All other support services	526	1 924	7 185	18	10	1	2	3	—	1	1	—	—	
561990	All other support services	526	1 924	7 185	18	10	1	2	3	—	1	1	—	—	
562	Waste management & remediation services	620	4 768	18 972	25	9	3	6	3	2	2	—	—	—	
5621	Waste collection	311	2 505	11 216	7	3	—	1	1	1	1	—	—	—	
56211	Waste collection	311	2 505	11 216	7	3	—	1	1	1	1	—	—	—	
5622	Waste treatment & disposal	109	1 064	3 958	5	1	—	2	1	1	—	—	—	—	
56221	Waste treatment & disposal	109	1 064	3 958	5	1	—	2	1	1	—	—	—	—	
5629	Remediation & oth waste management services	200	1 199	3 798	13	5	3	3	1	—	1	—	—	—	
56299	All other waste management services	154	729	2 367	8	4	1	1	—	—	1	—	—	—	
<b>61</b>	<b>Educational services</b>	<b>2 997</b>	<b>14 087</b>	<b>60 972</b>	<b>79</b>	<b>40</b>	<b>10</b>	<b>3</b>	<b>14</b>	<b>4</b>	<b>5</b>	<b>1</b>	<b>2</b>	<b>—</b>	
611	Educational services	2 997	14 087	60 972	79	40	10	3	14	4	5	1	2	—	
6111	Elementary & secondary schools	915	4 847	22 477	24	8	2	2	5	3	4	—	—	—	
61111	Elementary & secondary schools	915	4 847	22 477	24	8	2	2	5	3	4	—	—	—	
611110	Elementary & secondary schools	915	4 847	22 477	24	8	2	2	5	3	4	—	—	—	
6112	Junior colleges	157	709	3 912	3	—	—	—	2	1	—	—	—	—	
61121	Junior colleges	157	709	3 912	3	—	—	—	2	1	—	—	—	—	
611210	Junior colleges	157	709	3 912	3	—	—	—	2	1	—	—	—	—	
6113	Colleges, universities & professional schools	1 645	7 211	29 270	7	2	—	—	1	—	1	1	2	—	
61131	Colleges, universities & professional schools	1 645	7 211	29 270	7	2	—	—	1	—	1	1	2	—	
611310	Colleges, universities & professional schools	1 645	7 211	29 270	7	2	—	—	1	—	1	1	2	—	
6116	Other schools & instruction	210	559	2 448	35	24	6	1	4	—	—	—	—	—	
61169	All other schools & instruction	118	307	1 287	8	3	1	1	3	—	—	—	—	—	
<b>62</b>	<b>Health care and social assistance</b>	<b>20 565</b>	<b>158 016</b>	<b>701 381</b>	<b>892</b>	<b>401</b>	<b>203</b>	<b>155</b>	<b>79</b>	<b>18</b>	<b>24</b>	<b>8</b>	<b>2</b>	<b>2</b>	
621	Ambulatory health care services	7 700	69 281	317 057	606	297	141	106	43	9	6	3	1	—	
6211	Offices of physicians	3 541	38 767	181 420	266	146	55	44	14	3	1	2	1	—	
62111	Offices of physicians	3 541	38 767	181 420	266	146	55	44	14	3	1	2	1	—	
621111	Offices of physicians (exc mental health)	3 503	38 525	180 210	248	129	54	44	14	3	1	2	1	—	
6212	Offices of dentists	977	7 945	36 015	126	35	56	30	5	—	—	—	—	—	
62121	Offices of dentists	977	7 945	36 015	126	35	56	30	5	—	—	—	—	—	
621210	Offices of dentists	977	7 945	36 015	126	35	56	30	5	—	—	—	—	—	
6213	Offices of other health practitioners	674	4 308	19 762	124	84	21	13	5	1	—	—	—	—	
62131	Offices of chiropractors	203	1 221	5 387	42	27	9	6	—	—	—	—	—	—	
621310	Offices of chiropractors	203	1 221	5 387	42	27	9	6	—	—	—	—	—	—	
62132	Offices of optometrists	186	1 017	5 580	20	12	2	3	2	1	—	—	—	—	
621320	Offices of optometrists	186	1 017	5 580	20	12	2	3	2	1	—	—	—	—	
62134	Offices of PT, OT, speech therapy & audiology	180	1 272	5 249	18	8	4	3	3	—	—	—	—	—	
621340	Offices of PT, OT, speech therapy & audiology	180	1 272	5 249	18	8	4	3	3	—	—	—	—	—	
6214	Outpatient care centers	712	5 147	21 820	44	10	9	14	9	1	1	—	—	—	
62142	Outpatient mental health, substance abuse ctrs	(E)	(D)	(D)	14	4	1	4	4	—	1	—	—	—	
62149	Other outpatient care centers	351	2 665	11 227	26	4	6	10	5	1	—	—	—	—	
621492	Kidney dialysis centers	142	1 218	4 680	9	—	2	4	3	—	—	—	—	—	
621498	All other outpatient care centers	139	996	4 434	14	4	4	5	—	1	—	—	—	—	
6216	Home health care services	1 352	8 690	38 402	26	8	—	4	7	4	2	1	—	—	
62161	Home health care services	1 352	8 690	38 402	26	8	—	4	7	4	2	1	—	—	
621610	Home health care services	1 352	8 690	38 402	26	8	—	4	7	4	2	1	—	—	
6219	Other ambulatory health care services	394	4 124	18 008	11	7	—	—	2	—	2	—	—	—	
62199	All other ambulatory health care services	(E)	(D)	(D)	8	4	—	—	2	—	2	—	—	—	
622	Hospitals	6 494	59 463	258 532	5	—	—	—	—	—	—	2	1	2	
6221	General medical & surgical hospitals	6 494	59 463	258 532	5	—	—	—	—	—	—	2	1	2	
62211	General medical & surgical hospitals	6 494	59 463	258 532	5	—	—	—	—	—	—	2	1	2	
622110	General medical & surgical hospitals	6 494	59 463	258 532	5	—	—	—	—	—	—	2	1	2	
623	Nursing & residential care facilities	4 516	22 554	98 006	79	13	12	9	20	5	17	3	—	—	
6231	Nursing care facilities	2 795	14 907	64 230	23	3	—	1	2	1	14	2	—	—	
62311	Nursing care facilities	2 795	14 907	64 230	23	3	—	1	2	1	14	2	—	—	
623110	Nursing care facilities	2 795	14 907	64 230	23	3	—	1	2	1	14	2	—	—	
6232	Residential mental retardation, health facil	366	1 754	7 313	23	5	7	5	3	3	—	—	—	—	
62321	Residential mental retardation facilities	128	649	2 711	12	4	5	1	1	1	—	—	—	—	
623210	Residential mental retardation facilities	128	649	2 711	12	4	5	1	1	1	—	—	—	—	
62322	Residential mental health, subst abuse facil	238	1 105	4 602	11	1	2	4	2	2	—	—	—	—	
623220	Residential mental health, subst abuse facil	238	1 105	4 602	11	1	2	4	2	2	—	—	—	—	

See footnotes at end of table.

**Table 6. Counties—Employees, Payroll, and Establishments by Industry: 2003—Con.**

[Excludes most government employees, railroad employees, and self-employed persons. Size class 1 to 4 includes establishments with payroll, but no employees, during mid-March pay period. (D) denotes figures withheld to avoid disclosing data for individual companies; the data are included in broader industry totals. Detailed industries with 100 or more employees are shown if industry was not a (D). For explanation of terms, abbreviations, and data reliability/comparability, see introductory text]

NAICS code	Industry	Number of employees for week including March 12	Payroll (\$1,000)		Total number of establishments	Number of establishments by employment-size class								
			First quarter	Annual		1 to 4	5 to 9	10 to 19	20 to 49	50 to 99	100 to 249	250 to 499	500 to 999	1,000 or more
<b>POLK—Con.</b>														
<b>62</b>	<b>Health care and social assistance—Con.</b>													
623	Nursing & residential care facilities—Con.													
6233	Community care facilities for the elderly .....	984	3 712	17 339	26	3	4	2	14	—	2	1	—	
62331	Community care facilities for the elderly .....	984	3 712	17 339	26	3	4	2	14	—	2	1	—	
623311	Continuing care retirement communities .....	562	2 290	11 985	7	2	—	—	2	—	2	1	—	
623312	Homes for the elderly .....	422	1 422	5 354	19	1	4	2	12	—	—	—	—	
6239	Other residential care facilities .....	371	2 181	9 124	7	2	1	1	1	1	1	—	—	
62399	Other residential care facilities .....	371	2 181	9 124	7	2	1	1	1	1	1	—	—	
623990	Other residential care facilities .....	371	2 181	9 124	7	2	1	1	1	1	1	—	—	
624	Social assistance .....	1 855	6 718	27 786	202	91	50	40	16	4	1	—	—	
6241	Individual & family services .....	689	3 139	13 029	68	40	8	13	4	2	1	—	—	
62411	Child & youth services .....	241	1 395	5 824	16	7	2	4	1	2	—	—	—	
624110	Child & youth services .....	241	1 395	5 824	16	7	2	4	1	2	—	—	—	
62412	Services for elderly & disabled persons .....	316	1 013	4 241	20	8	3	6	2	—	1	—	—	
624120	Services for elderly & disabled persons .....	316	1 013	4 241	20	8	3	6	2	—	1	—	—	
62419	Other individual & family services .....	132	731	2 964	32	25	3	3	1	—	—	—	—	
624190	Other individual & family services .....	132	731	2 964	32	25	3	3	1	—	—	—	—	
6242	Community, emergency & other relief services ..	134	632	2 529	16	7	5	3	—	1	—	—	—	
62422	Community housing services .....	122	566	2 264	11	3	4	3	—	1	—	—	—	
6244	Child day care services .....	980	2 862	11 878	115	43	36	24	11	1	—	—	—	
62441	Child day care services .....	980	2 862	11 878	115	43	36	24	11	1	—	—	—	
624410	Child day care services .....	980	2 862	11 878	115	43	36	24	11	1	—	—	—	
<b>71</b>	<b>Arts, entertainment &amp; recreation .....</b>	<b>1 959</b>	<b>6 587</b>	<b>22 715</b>	<b>106</b>	<b>54</b>	<b>13</b>	<b>13</b>	<b>18</b>	<b>7</b>	<b>—</b>	<b>—</b>	<b>1</b>	
711	Performing arts, spectator sports & related industries .....	159	352	1 674	27	20	3	2	1	1	—	—	—	
7111	Performing arts companies .....	119	220	1 088	11	6	2	1	1	1	—	—	—	
712	Museums, historical sites & like institutions .....	674	2 001	3 926	5	1	—	1	1	1	—	—	1	
7121	Museums, historical sites & like institutions .....	674	2 001	3 926	5	1	—	1	1	1	—	—	1	
71213	Zoos & botanical gardens .....	(F)	(D)	(D)	1	—	—	—	—	—	—	—	1	
713	Amusement, gambling & recreation industries .....	1 126	4 234	17 115	74	33	10	10	16	5	—	—	—	
7139	Other amusement & recreation industries .....	1 071	4 107	16 630	71	33	9	9	15	5	—	—	—	
71391	Golf courses & country clubs .....	624	2 634	10 520	21	3	4	4	5	5	—	—	—	
713910	Golf courses & country clubs .....	624	2 634	10 520	21	3	4	4	5	5	—	—	—	
71394	Fitness & recreational sports centers .....	219	558	2 481	24	17	—	2	5	—	—	—	—	
713940	Fitness & recreational sports centers .....	219	558	2 481	24	17	—	2	5	—	—	—	—	
71399	All other amusement & recreation industries ..	126	601	2 457	16	8	4	1	3	—	—	—	—	
713990	All other amusement & recreation industries ..	126	601	2 457	16	8	4	1	3	—	—	—	—	
<b>72</b>	<b>Accommodation &amp; food services .....</b>	<b>13 528</b>	<b>34 612</b>	<b>135 492</b>	<b>661</b>	<b>236</b>	<b>96</b>	<b>110</b>	<b>138</b>	<b>70</b>	<b>10</b>	<b>—</b>	<b>1</b>	
721	Accommodation .....	1 124	3 681	12 725	93	50	11	13	12	7	—	—	—	
7211	Traveler accommodation .....	998	3 193	10 648	68	33	8	9	11	7	—	—	—	
72111	Hotels (exc casino hotels) & motels .....	998	3 193	10 648	68	33	8	9	11	7	—	—	—	
721110	Hotels (exc casino hotels) & motels .....	998	3 193	10 648	68	33	8	9	11	7	—	—	—	
7212	RV parks & recreational camps .....	126	488	2 077	25	17	3	4	1	—	—	—	—	
72121	RV parks & recreational camps .....	126	488	2 077	25	17	3	4	1	—	—	—	—	
722	Food services & drinking places .....	12 404	30 931	122 767	568	186	85	97	126	63	10	—	1	
7221	Full-service restaurants .....	6 332	17 155	67 385	246	81	39	41	39	37	8	—	1	
72211	Full-service restaurants .....	6 332	17 155	67 385	246	81	39	41	39	37	8	—	1	
722110	Full-service restaurants .....	6 332	17 155	67 385	246	81	39	41	39	37	8	—	1	
7222	Limited-service eating places .....	5 487	12 402	50 330	246	61	29	49	80	25	2	—	—	
72221	Limited-service eating places .....	5 487	12 402	50 330	246	61	29	49	80	25	2	—	—	
722211	Limited-service restaurants .....	4 779	10 805	43 983	203	47	16	43	74	21	2	—	—	
722212	Cafeterias .....	432	1 160	4 628	12	2	3	—	3	4	—	—	—	
722213	Snack & nonalcoholic beverage bars .....	276	437	1 719	31	12	10	6	3	—	—	—	—	
7223	Special food services .....	288	772	2 871	28	14	6	4	3	1	—	—	—	
72231	Food service contractors .....	246	669	2 474	18	8	3	3	3	1	—	—	—	
722310	Food service contractors .....	246	669	2 474	18	8	3	3	3	1	—	—	—	
7224	Drinking places (alcoholic beverages) .....	297	602	2 181	48	30	11	3	4	—	—	—	—	
72241	Drinking places (alcoholic beverages) .....	297	602	2 181	48	30	11	3	4	—	—	—	—	
722410	Drinking places (alcoholic beverages) .....	297	602	2 181	48	30	11	3	4	—	—	—	—	
<b>81</b>	<b>Other services (except public administration) .....</b>	<b>7 744</b>	<b>34 017</b>	<b>143 043</b>	<b>1 073</b>	<b>657</b>	<b>209</b>	<b>132</b>	<b>56</b>	<b>12</b>	<b>7</b>	<b>—</b>	<b>—</b>	
811	Repair & maintenance .....	1 689	11 122	47 111	323	218	61	28	15	1	—	—	—	
8111	Automotive repair & maintenance .....	970	5 407	22 423	194	132	36	17	9	—	—	—	—	
81111	Automotive mechanical & electrical R&M .....	481	2 968	12 104	113	80	24	6	3	—	—	—	—	
811111	General automotive repair .....	417	2 546	10 364	92	64	6	3	—	—	—	—	—	
81112	Automotive body, paint, interior & glass repair .....	204	1 556	6 889	46	31	7	8	—	—	—	—	—	
811121	Automotive body, paint & interior R&M .....	190	1 427	6 325	38	23	7	8	—	—	—	—	—	
81119	Other automotive R&M .....	285	883	3 430	35	21	5	3	6	—	—	—	—	
811192	Car washes .....	206	504	1 896	23	15	2	1	5	—	—	—	—	
8113	Commercial equipment (exc auto & elec) R&M .....	474	4 209	18 532	54	29	11	8	5	1	—	—	—	
81131	Commercial equipment (exc auto & elec) R&M .....	474	4 209	18 532	54	29	11	8	5	1	—	—	—	
811310	Commercial equipment (exc auto & elec) R&M .....	474	4 209	18 532	54	29	11	8	5	1	—	—	—	
8114	Personal & household goods R&M .....	170	1 008	3 992	54	43	8	2	1	—	—	—	—	

See footnotes at end of table.

**Table 6. Counties—Employees, Payroll, and Establishments by Industry: 2003—Con.**

[Excludes most government employees, railroad employees, and self-employed persons. Size class 1 to 4 includes establishments with payroll, but no employees, during mid-March pay period. (D) denotes figures withheld to avoid disclosing data for individual companies; the data are included in broader industry totals. Detailed industries with 100 or more employees are shown if industry was not a (D). For explanation of terms, abbreviations, and data reliability/comparability, see introductory text]

NAICS code	Industry	Number of employees for week including March 12	Payroll (\$1,000)		Total number of establishments	Number of establishments by employment-size class								
			First quarter	Annual		1 to 4	5 to 9	10 to 19	20 to 49	50 to 99	100 to 249	250 to 499	500 to 999	1,000 or more
<b>POLK—Con.</b>														
<b>81</b>	<b>Other services (except public administration)—Con.</b>													
812	Personal & laundry services .....	1 429	6 299	25 707	246	152	50	35	5	4	—	—	—	—
8121	Personal care services .....	552	2 000	8 336	122	79	27	15	—	1	—	—	—	—
81211	Hair, nail & skin care services .....	508	1 919	8 042	112	73	25	13	—	1	—	—	—	—
812112	Beauty salons .....	487	1 861	7 711	94	55	25	13	—	1	—	—	—	—
8122	Death care services .....	192	1 011	4 425	31	16	5	9	1	—	—	—	—	—
81221	Funeral homes .....	126	757	3 209	23	12	4	7	—	—	—	—	—	—
812210	Funeral homes .....	126	757	3 209	23	12	4	7	—	—	—	—	—	—
8123	Drycleaning & laundry services .....	462	2 203	8 253	55	31	12	6	4	2	—	—	—	—
81232	Drycleaning & laundry services (exc coin-op) .....	200	758	2 962	31	17	7	4	3	—	—	—	—	—
812320	Drycleaning & laundry services (exc coin-op) .....	200	758	2 962	31	17	7	4	3	—	—	—	—	—
81233	Linen & uniform supply .....	171	1 142	4 206	4	1	—	—	1	2	—	—	—	—
812332	Industrial launderers .....	171	1 142	4 206	4	1	—	—	1	2	—	—	—	—
8129	Other personal services .....	223	1 085	4 693	38	26	6	5	—	1	—	—	—	—
81292	Photofinishing .....	(C)	(D)	(D)	5	2	1	1	—	1	—	—	—	—
813	Religious, grantmaking, civic, prof & like organizations .....	4 626	16 596	70 225	504	287	98	69	36	7	7	—	—	—
8131	Religious organizations .....	3 568	12 109	50 136	360	192	76	52	29	5	6	—	—	—
81311	Religious organizations .....	3 568	12 109	50 136	360	192	76	52	29	5	6	—	—	—
813110	Religious organizations .....	3 568	12 109	50 136	360	192	76	52	29	5	6	—	—	—
8132	Grantmaking & giving services .....	137	953	3 913	10	6	2	—	1	1	—	—	—	—
81321	Grantmaking & giving services .....	137	953	3 913	10	6	2	—	1	1	—	—	—	—
8134	Civic & social organizations .....	499	1 256	5 423	43	24	8	6	3	1	1	—	—	—
81341	Civic & social organizations .....	499	1 256	5 423	43	24	8	6	3	1	1	—	—	—
813410	Civic & social organizations .....	499	1 256	5 423	43	24	8	6	3	1	1	—	—	—
8139	Business, labor, political, like organizations .....	359	1 891	9 060	78	57	10	8	3	—	—	—	—	—
81399	Oth similar organizations (exc business, prof, labor, pol) .....	217	991	3 996	42	31	3	6	2	—	—	—	—	—
813990	Oth similar organizations (exc business, prof, labor, pol) .....	217	991	3 996	42	31	3	6	2	—	—	—	—	—
<b>99</b>	<b>Unclassified establishments .....</b>	<b>(B)</b>	<b>(D)</b>	<b>(D)</b>	<b>37</b>	<b>33</b>	<b>3</b>	<b>—</b>	<b>1</b>	<b>—</b>	<b>—</b>	<b>—</b>	<b>—</b>	<b>—</b>
<b>PUTNAM</b>														
	<b>Total .....</b>	<b>13 425</b>	<b>81 096</b>	<b>332 972</b>	<b>1 291</b>	<b>758</b>	<b>265</b>	<b>144</b>	<b>85</b>	<b>23</b>	<b>11</b>	<b>2</b>	<b>2</b>	<b>1</b>
<b>11</b>	<b>Forestry, fishing, hunting, and agriculture support</b>													
113	Forestry and logging .....	(C)	(D)	(D)	31	19	9	2	1	—	—	—	—	—
<b>21</b>	<b>Mining .....</b>	<b>73</b>	<b>875</b>	<b>3 543</b>	<b>7</b>	<b>2</b>	<b>3</b>	<b>1</b>	<b>1</b>	<b>—</b>	<b>—</b>	<b>—</b>	<b>—</b>	<b>—</b>
<b>22</b>	<b>Utilities .....</b>	<b>421</b>	<b>6 005</b>	<b>25 441</b>	<b>10</b>	<b>4</b>	<b>3</b>	<b>—</b>	<b>1</b>	<b>1</b>	<b>—</b>	<b>1</b>	<b>—</b>	<b>—</b>
221	Utilities .....	421	6 005	25 441	10	4	3	—	1	1	—	1	—	—
2211	Elec pwr generation, transmn & distribution .....	396	5 892	24 912	3	—	—	—	1	1	—	1	—	—
22111	Electric power generation .....	(E)	(D)	(D)	2	—	—	—	—	1	—	1	—	—
<b>23</b>	<b>Construction .....</b>	<b>1 039</b>	<b>4 182</b>	<b>18 487</b>	<b>156</b>	<b>99</b>	<b>20</b>	<b>22</b>	<b>13</b>	<b>2</b>	<b>—</b>	<b>—</b>	<b>—</b>	<b>—</b>
238	Specialty Trade Contractors .....	946	3 760	16 082	120	68	17	20	13	2	—	—	—	—
2381	Foundation, Structure, and Building Exterior Contractors .....	337	1 269	5 142	43	22	6	11	4	—	—	—	—	—
23814	Masonry Contractors .....	229	825	3 436	21	6	3	9	3	—	—	—	—	—
238140	Masonry Contractors .....	229	825	3 436	21	6	3	9	3	—	—	—	—	—
2382	Building Equipment Contractors .....	139	717	3 144	25	14	6	4	1	—	—	—	—	—
23822	Plumbing, Heating, and Air-Conditioning Contractors .....	112	607	2 605	15	6	4	4	1	—	—	—	—	—
238220	Plumbing, Heating, and Air-Conditioning Contractors .....	112	607	2 605	15	6	4	4	1	—	—	—	—	—
2383	Building Finishing Contractors .....	385	1 291	5 458	38	25	1	3	7	2	—	—	—	—
23831	Drywall and Insulation Contractors .....	220	493	2 044	21	11	1	3	6	—	—	—	—	—
238310	Drywall and Insulation Contractors .....	220	493	2 044	21	11	1	3	6	—	—	—	—	—
<b>31-33</b>	<b>Manufacturing .....</b>	<b>1 995</b>	<b>23 023</b>	<b>94 174</b>	<b>36</b>	<b>16</b>	<b>2</b>	<b>6</b>	<b>6</b>	<b>2</b>	<b>3</b>	<b>—</b>	<b>—</b>	<b>1</b>
321	Wood product mfg .....	(C)	(D)	(D)	4	1	—	—	2	—	1	—	—	—
3211	Sawmills & wood preservation .....	(C)	(D)	(D)	2	—	—	—	1	—	1	—	—	—
32111	Sawmills & wood preservation .....	(C)	(D)	(D)	2	—	—	—	1	—	1	—	—	—
322	Paper mfg .....	(G)	(D)	(D)	3	—	—	—	2	—	—	—	—	1
3221	Pulp, paper & paperboard mills .....	(G)	(D)	(D)	2	—	—	—	1	—	—	—	—	1
32212	Paper mills .....	(G)	(D)	(D)	2	—	—	—	1	—	—	—	—	1
326	Plastics & rubber products mfg .....	(C)	(D)	(D)	3	1	1	—	—	—	1	—	—	—
3261	Plastics product mfg .....	(C)	(D)	(D)	3	1	1	—	—	—	1	—	—	—
32619	Other plastics product mfg .....	(C)	(D)	(D)	2	—	1	—	—	—	1	—	—	—
327	Nonmetallic mineral product mfg .....	173	2 044	8 153	4	—	1	1	—	2	—	—	—	—
332	Fabricated metal product mfg .....	(C)	(D)	(D)	6	4	—	1	—	—	1	—	—	—
3323	Architectural & structural metals mfg .....	(C)	(D)	(D)	5	3	—	1	—	—	1	—	—	—
33231	Plate work & fabricated structural prod mfg .....	(C)	(D)	(D)	3	1	—	1	—	—	1	—	—	—
<b>42</b>	<b>Wholesale trade .....</b>	<b>248</b>	<b>1 480</b>	<b>6 169</b>	<b>36</b>	<b>17</b>	<b>9</b>	<b>8</b>	<b>2</b>	<b>—</b>	<b>—</b>	<b>—</b>	<b>—</b>	<b>—</b>
423	Merchant Wholesalers, Durable Goods .....	176	931	3 811	23	10	6	5	2	—	—	—	—	—

See footnotes at end of table.



**Table 6. Counties—Employees, Payroll, and Establishments by Industry: 2003—Con.**

[Excludes most government employees, railroad employees, and self-employed persons. Size class 1 to 4 includes establishments with payroll, but no employees, during mid-March pay period. (D) denotes figures withheld to avoid disclosing data for individual companies; the data are included in broader industry totals. Detailed industries with 100 or more employees are shown if industry was not a (D). For explanation of terms, abbreviations, and data reliability/comparability, see introductory text]

NAICS code	Industry	Number of employees for week including March 12	Payroll (\$1,000)		Total number of establishments	Number of establishments by employment-size class								
			First quarter	Annual		1 to 4	5 to 9	10 to 19	20 to 49	50 to 99	100 to 249	250 to 499	500 to 999	1,000 or more
<b>PUTNAM—Con.</b>														
<b>44-45</b>	<b>Retail trade</b>	<b>2 707</b>	<b>12 225</b>	<b>50 468</b>	<b>243</b>	<b>119</b>	<b>71</b>	<b>31</b>	<b>13</b>	<b>5</b>	<b>3</b>	<b>1</b>		
441	Motor vehicle & parts dealers	393	2 821	12 761	35	18	8	4	3	2				
4411	Automobile dealers	278	2 149	9 837	18	10	3	1	2	2				
44111	New car dealers	264	2 080	9 506	9	1	3	1	2	2				
441110	New car dealers	264	2 080	9 506	9	1	3	1	2	2				
4413	Automotive parts, accessories & tire stores	(C)	(D)	(D)	15	7	4	3	1					
444	Bldg material & garden equip & supp dealers	190	843	3 190	27	13	7	5	2					
4441	Building material & supplies dealers	160	716	2 643	21	10	5	4	2					
445	Food & beverage stores	621	2 149	8 889	35	21	5	2	3	1	3			
4451	Grocery stores	588	2 012	8 374	24	13	2	2	3	1	3			
44511	Grocery (except convenience) stores	567	1 943	8 048	16	6	1	2	3	1	3			
445110	Grocery (except convenience) stores	567	1 943	8 048	16	6	1	2	3	1	3			
446	Health & personal care stores	128	755	3 058	16	8	2	5	1					
4461	Health & personal care stores	128	755	3 058	16	8	2	5	1					
44611	Pharmacies & drug stores	115	689	2 762	9	1	2	5	1					
446110	Pharmacies & drug stores	115	689	2 762	9	1	2	5	1					
447	Gasoline stations	323	1 135	4 731	43	14	20	7	2					
4471	Gasoline stations	323	1 135	4 731	43	14	20	7	2					
44711	Gasoline stations with convenience stores	(E)	(D)	(D)	41	12	20	7	2					
448	Clothing & clothing accessories stores	145	510	1 878	18	10	5	1	1	1				
4481	Clothing stores	115	385	1 416	12	7	2	1	1	1				
452	General merchandise stores	651	2 596	11 069	14	1	10		1	1		1		
4521	Department stores	(F)	(D)	(D)	2					1		1		
45211	Department stores	(F)	(D)	(D)	2					1		1		
453	Miscellaneous store retailers	104	667	2 319	24	16	4	4						
<b>48-49</b>	<b>Transportation &amp; warehousing</b>	<b>289</b>	<b>1 487</b>	<b>5 964</b>	<b>42</b>	<b>30</b>	<b>6</b>	<b>2</b>	<b>3</b>	<b>1</b>				
484	Truck transportation	219	1 180	4 829	37	29	4	2	1	1				
4841	General freight trucking	156	922	3 943	20	15	3		1	1				
48412	General freight trucking, long-distance	138	841	3 634	11	8	1		1	1				
484121	General freight trucking, long-distance, TL	138	841	3 634	11	8	1		1	1				
<b>51</b>	<b>Information</b>	<b>144</b>	<b>1 309</b>	<b>4 760</b>	<b>18</b>	<b>9</b>	<b>5</b>	<b>1</b>	<b>3</b>					
<b>52</b>	<b>Finance &amp; insurance</b>	<b>469</b>	<b>3 399</b>	<b>13 115</b>	<b>71</b>	<b>39</b>	<b>19</b>	<b>8</b>	<b>5</b>					
522	Credit intermediation & related activities	333	2 508	9 525	40	19	9	7	5					
5221	Depository credit intermediation	283	2 093	8 051	23	4	8	6	5					
52211	Commercial banking	136	953	3 563	13	2	6	3	2					
522110	Commercial banking	136	953	3 563	13	2	6	3	2					
524	Insurance carriers & related activities	133	856	3 416	27	16	10	1						
5242	Agencies & other insurance related activities	(C)	(D)	(D)	24	15	8	1						
52421	Insurance agencies & brokerages	117	739	3 120	23	14	8	1						
524210	Insurance agencies & brokerages	117	739	3 120	23	14	8	1						
<b>53</b>	<b>Real estate &amp; rental &amp; leasing</b>	<b>173</b>	<b>753</b>	<b>3 247</b>	<b>53</b>	<b>43</b>	<b>6</b>	<b>4</b>						
<b>54</b>	<b>Professional, scientific &amp; technical services</b>	<b>789</b>	<b>3 208</b>	<b>14 117</b>	<b>95</b>	<b>77</b>	<b>12</b>	<b>4</b>	<b>1</b>				<b>1</b>	
541	Professional, scientific & technical services	789	3 208	14 117	95	77	12	4	1				1	
5415	Computer systems design & related services	(F)	(D)	(D)	4	3							1	
54151	Computer systems design & related services	(F)	(D)	(D)	4	3							1	
<b>55</b>	<b>Management of companies &amp; enterprises</b>	<b>(A)</b>	<b>(D)</b>	<b>(D)</b>	<b>2</b>	<b>2</b>								
<b>56</b>	<b>Admin, support, waste mgt, remediation services</b>	<b>266</b>	<b>1 295</b>	<b>5 384</b>	<b>64</b>	<b>46</b>	<b>12</b>	<b>3</b>	<b>3</b>					
561	Administrative & support services	191	798	3 493	57	43	12		2					
5617	Services to buildings & dwellings	153	556	2 436	46	36	8		2					
<b>61</b>	<b>Educational services</b>	<b>(B)</b>	<b>(D)</b>	<b>(D)</b>	<b>11</b>	<b>9</b>	<b>2</b>							
<b>62</b>	<b>Health care and social assistance</b>	<b>2 572</b>	<b>14 831</b>	<b>59 523</b>	<b>143</b>	<b>57</b>	<b>36</b>	<b>27</b>	<b>12</b>	<b>5</b>	<b>5</b>		<b>1</b>	
621	Ambulatory health care services	788	6 168	25 589	92	37	30	16	7	2				
6211	Offices of physicians	306	2 528	11 755	48	18	20	9	1					
62111	Offices of physicians	306	2 528	11 755	48	18	20	9	1					
621111	Offices of physicians (exc mental health)	306	2 528	11 755	48	18	20	9	1					
6212	Offices of dentists	121	635	2 809	14	2	8	4						
62121	Offices of dentists	121	635	2 809	14	2	8	4						
621210	Offices of dentists	121	635	2 809	14	2	8	4						
6214	Outpatient care centers	210	1 914	6 912	9	2	1	1	3	2				
62149	Other outpatient care centers	(C)	(D)	(D)	6		1	1	3	1				
622	Hospitals	(F)	(D)	(D)	1								1	
6221	General medical & surgical hospitals	(F)	(D)	(D)	1								1	
62211	General medical & surgical hospitals	(F)	(D)	(D)	1								1	
623	Nursing & residential care facilities	746	3 199	13 989	10	1		2	1	2	4			
6231	Nursing care facilities	594	2 779	12 880	6			1		2	3			
62311	Nursing care facilities	594	2 779	12 880	6			1		2	3			
623110	Nursing care facilities	594	2 779	12 880	6			1		2	3			
6232	Residential mental retardation, health facil	(C)	(D)	(D)	2	1						1		
62321	Residential mental retardation facilities	(C)	(D)	(D)	1							1		

See footnotes at end of table.

**Table 6. Counties—Employees, Payroll, and Establishments by Industry: 2003—Con.**

[Excludes most government employees, railroad employees, and self-employed persons. Size class 1 to 4 includes establishments with payroll, but no employees, during mid-March pay period. (D) denotes figures withheld to avoid disclosing data for individual companies; the data are included in broader industry totals. Detailed industries with 100 or more employees are shown if industry was not a (D). For explanation of terms, abbreviations, and data reliability/comparability, see introductory text]

NAICS code	Industry	Number of employees for week including March 12	Payroll (\$1,000)		Total number of establishments	Number of establishments by employment-size class								
			First quarter	Annual		1 to 4	5 to 9	10 to 19	20 to 49	50 to 99	100 to 249	250 to 499	500 to 999	1,000 or more
<b>PUTNAM—Con.</b>														
<b>62</b>	<b>Health care and social assistance—Con.</b>													
624	Social assistance .....	(E)	(D)	(D)	40	19	6	9	4	1	1	—	—	—
6241	Individual & family services .....	116	352	1 384	11	7	—	2	1	1	—	—	—	—
6243	Vocational rehabilitation services .....	(C)	(D)	(D)	3	1	—	—	1	—	1	—	—	—
62431	Vocational rehabilitation services .....	(C)	(D)	(D)	3	1	—	—	1	—	1	—	—	—
6244	Child day care services .....	185	548	2 494	23	9	6	6	2	—	—	—	—	—
62441	Child day care services .....	185	548	2 494	23	9	6	6	2	—	—	—	—	—
624410	Child day care services .....	185	548	2 494	23	9	6	6	2	—	—	—	—	—
<b>71</b>	<b>Arts, entertainment &amp; recreation .....</b>	<b>103</b>	<b>252</b>	<b>1 136</b>	<b>20</b>	<b>13</b>	<b>3</b>	<b>3</b>	<b>1</b>	—	—	—	—	—
713	Amusement, gambling & recreation industries .....	(C)	(D)	(D)	16	9	3	3	1	—	—	—	—	—
7139	Other amusement & recreation industries .....	(C)	(D)	(D)	16	9	3	3	1	—	—	—	—	—
<b>72</b>	<b>Accommodation &amp; food services .....</b>	<b>1 152</b>	<b>2 443</b>	<b>9 810</b>	<b>81</b>	<b>34</b>	<b>15</b>	<b>9</b>	<b>17</b>	<b>6</b>	—	—	—	—
721	Accommodation .....	126	355	1 543	13	8	2	1	1	1	—	—	—	—
7211	Traveler accommodation .....	117	343	1 483	10	6	1	1	1	1	—	—	—	—
72111	Hotels (exc casino hotels) & motels .....	117	343	1 483	10	6	1	1	1	1	—	—	—	—
721110	Hotels (exc casino hotels) & motels .....	117	343	1 483	10	6	1	1	1	1	—	—	—	—
722	Food services & drinking places .....	1 026	2 088	8 267	68	26	13	8	16	5	—	—	—	—
7221	Full-service restaurants .....	305	631	2 348	24	11	6	1	4	2	—	—	—	—
72211	Full-service restaurants .....	305	631	2 348	24	11	6	1	4	2	—	—	—	—
722110	Full-service restaurants .....	305	631	2 348	24	11	6	1	4	2	—	—	—	—
7222	Limited-service eating places .....	658	1 315	5 434	29	5	3	6	12	3	—	—	—	—
72221	Limited-service eating places .....	658	1 315	5 434	29	5	3	6	12	3	—	—	—	—
722211	Limited-service restaurants .....	567	1 069	4 394	25	3	3	6	11	2	—	—	—	—
<b>81</b>	<b>Other services (except public administration) .....</b>	<b>801</b>	<b>2 652</b>	<b>10 914</b>	<b>169</b>	<b>120</b>	<b>32</b>	<b>13</b>	<b>3</b>	<b>1</b>	—	—	—	—
811	Repair & maintenance .....	183	1 031	3 993	52	38	10	4	—	—	—	—	—	—
8111	Automotive repair & maintenance .....	118	697	2 854	35	26	7	2	—	—	—	—	—	—
812	Personal & laundry services .....	134	486	2 150	35	26	6	3	—	—	—	—	—	—
813	Religious, grantmaking, civic, prof & like organizations .....	484	1 135	4 771	82	56	16	6	3	1	—	—	—	—
8131	Religious organizations .....	359	861	3 716	55	35	12	5	2	1	—	—	—	—
81311	Religious organizations .....	359	861	3 716	55	35	12	5	2	1	—	—	—	—
813110	Religious organizations .....	359	861	3 716	55	35	12	5	2	1	—	—	—	—
<b>99</b>	<b>Unclassified establishments .....</b>	<b>(A)</b>	<b>(D)</b>	<b>(D)</b>	<b>1</b>	<b>1</b>	—	—	—	—	—	—	—	—
<b>ST. JOHNS</b>														
	<b>Total .....</b>	<b>42 566</b>	<b>273 649</b>	<b>1 090 205</b>	<b>3 991</b>	<b>2 474</b>	<b>715</b>	<b>425</b>	<b>244</b>	<b>81</b>	<b>36</b>	<b>8</b>	<b>5</b>	<b>3</b>
<b>11</b>	<b>Forestry, fishing, hunting, and agriculture support .....</b>	<b>(A)</b>	<b>(D)</b>	<b>(D)</b>	<b>6</b>	<b>6</b>	—	—	—	—	—	—	—	—
<b>21</b>	<b>Mining .....</b>	<b>(B)</b>	<b>(D)</b>	<b>(D)</b>	<b>2</b>	<b>1</b>	—	—	<b>1</b>	—	—	—	—	—
<b>22</b>	<b>Utilities .....</b>	<b>87</b>	<b>1 222</b>	<b>4 686</b>	<b>9</b>	<b>6</b>	<b>2</b>	—	—	<b>1</b>	—	—	—	—
<b>23</b>	<b>Construction .....</b>	<b>2 211</b>	<b>14 785</b>	<b>67 216</b>	<b>416</b>	<b>306</b>	<b>59</b>	<b>29</b>	<b>16</b>	<b>4</b>	<b>2</b>	—	—	—
236	Construction of Buildings .....	475	4 108	19 219	123	94	15	11	2	1	—	—	—	—
2361	Residential Building Construction .....	329	3 041	14 442	105	85	11	7	2	—	—	—	—	—
23611	Residential Building Construction .....	329	3 041	14 442	105	85	11	7	2	—	—	—	—	—
236115	New Single-Family Housing Construction (except Operative Builders) .....	231	2 132	9 746	79	63	9	7	—	—	—	—	—	—
2362	Nonresidential Building Construction .....	146	1 067	4 777	18	9	4	4	—	1	—	—	—	—
23622	Commercial and Institutional Building Construction .....	146	1 067	4 777	18	9	4	4	—	1	—	—	—	—
236220	Commercial and Institutional Building Construction .....	146	1 067	4 777	18	9	4	4	—	1	—	—	—	—
237	Heavy and Civil Engineering Construction .....	208	1 594	6 614	35	26	4	2	3	—	—	—	—	—
238	Specialty Trade Contractors .....	1 528	9 083	41 383	258	186	40	16	11	3	2	—	—	—
2381	Foundation, Structure, and Building Exterior Contractors .....	551	2 908	13 227	77	48	17	5	6	1	—	—	—	—
23811	Poured Concrete Foundation and Structure Contractors .....	146	658	2 931	16	10	3	2	—	1	—	—	—	—
238110	Poured Concrete Foundation and Structure Contractors .....	146	658	2 931	16	10	3	2	—	1	—	—	—	—
23814	Masonry Contractors .....	261	1 538	6 523	18	8	2	2	6	—	—	—	—	—
238140	Masonry Contractors .....	261	1 538	6 523	18	8	2	2	6	—	—	—	—	—
2382	Building Equipment Contractors .....	489	3 237	15 054	66	43	11	7	3	1	1	—	—	—
23821	Electrical Contractors .....	(C)	(D)	(D)	29	19	5	3	—	1	1	—	—	—
23822	Plumbing, Heating, and Air-Conditioning Contractors .....	249	1 651	7 907	36	23	6	4	3	—	—	—	—	—
238220	Plumbing, Heating, and Air-Conditioning Contractors .....	249	1 651	7 907	36	23	6	4	3	—	—	—	—	—
2383	Building Finishing Contractors .....	188	825	3 697	81	70	9	1	1	—	—	—	—	—
2389	Other Specialty Trade Contractors .....	300	2 113	9 405	34	25	3	3	1	1	1	—	—	—
23891	Site Preparation Contractors .....	241	1 770	7 984	15	10	—	2	1	1	1	—	—	—
238910	Site Preparation Contractors .....	241	1 770	7 984	15	10	—	2	1	1	1	—	—	—

See footnotes at end of table.

**Table 6. Counties—Employees, Payroll, and Establishments by Industry: 2003—Con.**

[Excludes most government employees, railroad employees, and self-employed persons. Size class 1 to 4 includes establishments with payroll, but no employees, during mid-March pay period. (D) denotes figures withheld to avoid disclosing data for individual companies; the data are included in broader industry totals. Detailed industries with 100 or more employees are shown if industry was not a (D). For explanation of terms, abbreviations, and data reliability/comparability, see introductory text]

NAICS code	Industry	Number of employees for week including March 12	Payroll (\$1,000)		Total number of establishments	Number of establishments by employment-size class								
			First quarter	Annual		1 to 4	5 to 9	10 to 19	20 to 49	50 to 99	100 to 249	250 to 499	500 to 999	1,000 or more
<b>ST. JOHNS—Con.</b>														
<b>31-33</b>	<b>Manufacturing</b>	<b>2 272</b>	<b>16 610</b>	<b>65 978</b>	<b>87</b>	<b>41</b>	<b>15</b>	<b>15</b>	<b>10</b>	<b>1</b>	<b>2</b>	<b>3</b>	—	—
311	Food mfg	271	1 603	6 119	6	1	1	1	2	—	1	—	—	—
3113	Sugar & confectionery product mfg	(E)	(D)	(D)	4	—	—	1	2	—	1	—	—	—
31133	Confectionery mfg from purchased chocolate	(E)	(D)	(D)	4	—	—	1	2	—	1	—	—	—
323	Printing & related support activities	102	846	2 152	11	6	4	—	—	1	—	—	—	—
3231	Printing & related support activities	102	846	2 152	11	6	4	—	—	1	—	—	—	—
32311	Printing	102	846	2 152	11	6	4	—	—	1	—	—	—	—
331	Primary metal mfg	(E)	(D)	(D)	1	—	—	—	—	—	—	1	—	—
3313	Alumina & aluminum production & processing	(E)	(D)	(D)	1	—	—	—	—	—	—	1	—	—
33131	Alumina & aluminum production & processing	(E)	(D)	(D)	1	—	—	—	—	—	—	1	—	—
332	Fabricated metal product mfg	291	2 717	12 207	7	2	2	2	—	—	—	1	—	—
3329	Other fabricated metal product mfg	(E)	(D)	(D)	1	—	—	—	—	—	—	1	—	—
33291	Metal valve mfg	(E)	(D)	(D)	1	—	—	—	—	—	—	1	—	—
335	Electrical equip, appliance & component mfg	(C)	(D)	(D)	1	—	—	—	—	—	1	—	—	—
3359	Other electrical equipment & component mfg	(C)	(D)	(D)	1	—	—	—	—	—	1	—	—	—
33592	Communication & energy wire & cable mfg	(C)	(D)	(D)	1	—	—	—	—	—	1	—	—	—
336	Transportation equipment mfg	(E)	(D)	(D)	5	3	1	—	—	—	—	1	—	—
3366	Ship & boat building	(E)	(D)	(D)	2	1	—	—	—	—	—	1	—	—
33661	Ship & boat building	(E)	(D)	(D)	2	1	—	—	—	—	—	1	—	—
<b>42</b>	<b>Wholesale trade</b>	<b>1 595</b>	<b>14 885</b>	<b>57 948</b>	<b>187</b>	<b>135</b>	<b>26</b>	<b>16</b>	<b>5</b>	<b>4</b>	—	—	<b>1</b>	—
423	Merchant Wholesalers, Durable Goods	506	5 004	19 943	94	70	11	8	4	1	—	—	—	—
4234	Professional and Commercial Equipment and Supplies Merchant Wholesalers	148	1 372	6 051	16	10	4	1	—	1	—	—	—	—
42345	Medical, Dental, and Hospital Equipment and Supplies Merchant Wholesaler	(C)	(D)	(D)	5	4	—	—	—	1	—	—	—	—
4238	Machinery, Equipment, and Supplies Merchant Wholesalers	138	1 206	5 136	26	19	2	3	2	—	—	—	—	—
424	Merchant Wholesalers, Nondurable Goods	1 005	8 633	30 277	64	42	11	6	1	3	—	—	1	—
4244	Grocery and Related Product Wholesalers	691	5 707	18 980	21	16	2	1	—	1	—	—	1	—
42449	Other Grocery and Related Products Merchant Wholesalers	(F)	(D)	(D)	4	3	—	—	—	—	—	—	1	—
4248	Beer, Wine, and Distilled Alcoholic Beverage Merchant Wholesalers	144	1 087	4 772	3	—	—	—	1	2	—	—	—	—
42481	Beer and Ale Merchant Wholesalers	(C)	(D)	(D)	2	—	—	—	—	2	—	—	—	—
<b>44-45</b>	<b>Retail trade</b>	<b>7 926</b>	<b>36 260</b>	<b>150 431</b>	<b>722</b>	<b>344</b>	<b>223</b>	<b>89</b>	<b>37</b>	<b>19</b>	<b>8</b>	<b>1</b>	<b>1</b>	—
441	Motor vehicle & parts dealers	668	6 411	27 394	60	26	17	7	6	4	—	—	—	—
4411	Automobile dealers	435	4 920	20 604	22	10	3	1	4	4	—	—	—	—
44111	New car dealers	409	4 761	19 831	13	3	1	1	4	4	—	—	—	—
441110	New car dealers	409	4 761	19 831	13	3	1	1	4	4	—	—	—	—
4413	Automotive parts, accessories & tire stores	137	837	3 680	24	9	11	3	1	—	—	—	—	—
442	Furniture & home furnishing stores	327	1 335	5 212	56	23	25	7	1	—	—	—	—	—
4422	Home furnishings stores	240	934	3 944	39	14	19	5	1	—	—	—	—	—
44229	Other home furnishings stores	208	728	2 949	32	11	15	5	1	—	—	—	—	—
444	Bldg material & garden equip & supp dealers	559	3 146	14 252	51	25	14	7	4	—	1	—	—	—
4441	Building material & supplies dealers	439	2 575	11 683	38	22	6	6	3	—	1	—	—	—
44411	Home centers	(C)	(D)	(D)	1	—	—	—	—	—	1	—	—	—
44419	Other building material dealers	145	1 009	5 799	19	9	4	4	2	—	—	—	—	—
444190	Other building material dealers	145	1 009	5 799	19	9	4	4	2	—	—	—	—	—
4442	Lawn & garden equip & supplies stores	120	571	2 569	13	3	8	1	1	—	—	—	—	—
44422	Nursery & garden centers	103	491	2 077	10	2	6	1	1	—	—	—	—	—
444220	Nursery & garden centers	103	491	2 077	10	2	6	1	1	—	—	—	—	—
445	Food & beverage stores	2 256	8 837	34 619	79	34	19	7	5	7	6	1	—	—
4451	Grocery stores	2 080	8 200	31 898	48	18	8	4	4	7	6	1	—	—
44511	Grocery (except convenience) stores	1 998	7 915	30 749	31	6	4	4	3	7	6	1	—	—
445110	Grocery (except convenience) stores	1 998	7 915	30 749	31	6	4	4	3	7	6	1	—	—
4452	Specialty food stores	120	384	1 656	20	10	8	1	1	—	—	—	—	—
446	Health & personal care stores	360	2 013	8 436	36	16	7	8	4	1	—	—	—	—
4461	Health & personal care stores	360	2 013	8 436	36	16	7	8	4	1	—	—	—	—
44611	Pharmacies & drug stores	262	1 637	6 780	12	1	1	5	4	1	—	—	—	—
446110	Pharmacies & drug stores	262	1 637	6 780	12	1	1	5	4	1	—	—	—	—
447	Gasoline stations	647	2 534	10 209	63	24	23	10	4	2	—	—	—	—
4471	Gasoline stations	647	2 534	10 209	63	24	23	10	4	2	—	—	—	—
44711	Gasoline stations with convenience stores	387	1 563	6 365	55	22	10	1	—	—	—	—	—	—
447110	Gasoline stations with convenience stores	387	1 563	6 365	55	22	10	1	—	—	—	—	—	—
44719	Other gasoline stations	260	971	3 844	8	2	1	—	3	2	—	—	—	—
447190	Other gasoline stations	260	971	3 844	8	2	1	—	3	2	—	—	—	—

See footnotes at end of table.

**Table 6. Counties—Employees, Payroll, and Establishments by Industry: 2003—Con.**

[Excludes most government employees, railroad employees, and self-employed persons. Size class 1 to 4 includes establishments with payroll, but no employees, during mid-March pay period. (D) denotes figures withheld to avoid disclosing data for individual companies; the data are included in broader industry totals. Detailed industries with 100 or more employees are shown if industry was not a (D). For explanation of terms, abbreviations, and data reliability/comparability, see introductory text]

NAICS code	Industry	Number of employees for week including March 12	Payroll (\$1,000)		Total number of establishments	Number of establishments by employment-size class									
			First quarter	Annual		1 to 4	5 to 9	10 to 19	20 to 49	50 to 99	100 to 249	250 to 499	500 to 999	1,000 or more	
<b>ST. JOHNS—Con.</b>															
<b>44-45 Retail trade—Con.</b>															
448	Clothing & clothing accessories stores	1 168	4 156	18 612	157	61	65	22	7	2	—	—	—	—	
4481	Clothing stores	810	2 658	12 239	102	39	39	17	5	2	—	—	—	—	
44812	Women's clothing stores	225	717	3 423	38	15	16	7	—	—	—	—	—	—	
448120	Women's clothing stores	225	717	3 423	38	15	16	7	—	—	—	—	—	—	
44814	Family clothing stores	329	932	4 890	28	10	8	4	5	1	—	—	—	—	
448140	Family clothing stores	329	932	4 890	28	10	8	4	5	1	—	—	—	—	
44819	Other clothing stores	124	559	1 777	14	6	5	2	—	1	—	—	—	—	
448190	Other clothing stores	124	559	1 777	14	6	5	2	—	1	—	—	—	—	
4482	Shoe stores	197	699	2 900	28	7	16	4	1	—	—	—	—	—	
44821	Shoe stores	197	699	2 900	28	7	16	4	1	—	—	—	—	—	
448210	Shoe stores	197	699	2 900	28	7	16	4	1	—	—	—	—	—	
4483	Jewelry, luggage & leather goods stores	161	799	3 473	27	15	10	1	1	—	—	—	—	—	
44831	Jewelry stores	122	688	3 042	24	14	9	1	—	—	—	—	—	—	
448310	Jewelry stores	122	688	3 042	24	14	9	1	—	—	—	—	—	—	
451	Sporting goods, hobby, book & music stores	216	620	2 713	36	22	8	4	2	—	—	—	—	—	
4511	Sporting goods, hobby, musical instrument stores	118	356	1 724	25	17	5	2	1	—	—	—	—	—	
452	General merchandise stores	951	4 069	16 173	15	3	6	—	1	3	1	—	1	—	
4521	Department stores	343	1 463	5 653	4	—	—	—	—	3	1	—	—	—	
45211	Department stores	343	1 463	5 653	4	—	—	—	—	3	1	—	—	—	
4529	Other general merchandise stores	608	2 606	10 520	11	3	6	—	1	—	—	—	1	—	
45291	Warehouse clubs & superstores	(F)	(D)	(D)	1	—	—	—	—	—	—	—	—	—	
453	Miscellaneous store retailers	548	1 949	8 135	117	77	26	12	2	—	—	—	—	—	
4532	Office supplies, stationery & gift stores	255	875	3 557	51	32	12	6	1	—	—	—	—	—	
45322	Gift, novelty & souvenir stores	200	646	2 674	45	29	11	5	—	—	—	—	—	—	
453220	Gift, novelty & souvenir stores	200	646	2 674	45	29	11	5	—	—	—	—	—	—	
4539	Other miscellaneous store retailers	177	654	2 949	35	23	7	4	1	—	—	—	—	—	
454	Nonstore retailers	133	684	2 728	30	21	5	3	1	—	—	—	—	—	
<b>48-49 Transportation &amp; warehousing</b>															
484	Truck transportation	120	833	4 031	17	15	—	—	—	2	—	—	—	—	
487	Scenic & sightseeing transportation	169	683	2 824	8	2	2	1	2	1	—	—	—	—	
4871	Scenic & sightseeing transportation, land	148	627	2 520	4	—	—	1	2	1	—	—	—	—	
48711	Scenic & sightseeing transportation, land	148	627	2 520	4	—	—	1	2	1	—	—	—	—	
487110	Scenic & sightseeing transportation, land	148	627	2 520	4	—	—	1	2	1	—	—	—	—	
488	Transportation support activities	101	797	3 453	27	18	6	2	1	—	—	—	—	—	
<b>51 Information</b>															
511	Publishing industries	155	1 206	5 484	13	9	2	1	—	—	1	—	—	—	
5111	Newspaper, periodical, book, database publishers	155	1 206	5 484	13	9	2	1	—	—	1	—	—	—	
51111	Newspaper publishers	(C)	(D)	(D)	3	1	—	1	—	—	1	—	—	—	
517	Telecommunications	226	2 305	8 336	21	13	2	2	3	1	—	—	—	—	
<b>52 Finance &amp; insurance</b>															
522	Credit intermediation & related activities	931	9 256	46 599	125	62	36	18	7	2	—	—	—	—	
5221	Depository credit intermediation	626	5 720	29 702	65	18	26	15	5	1	—	—	—	—	
52211	Commercial banking	562	5 150	27 035	57	17	20	14	5	1	—	—	—	—	
522110	Commercial banking	562	5 150	27 035	57	17	20	14	5	1	—	—	—	—	
5222	Nondepository credit intermediation	183	2 458	11 019	37	28	6	2	—	1	—	—	—	—	
52229	Other nondepository credit intermediation	169	2 361	10 269	33	26	4	2	—	1	—	—	—	—	
522292	Real estate credit	137	2 135	9 051	23	18	2	2	—	1	—	—	—	—	
5223	Activities related to credit intermediation	122	1 078	5 878	23	16	4	1	2	—	—	—	—	—	
523	Security, commodity contracts & like activity	(E)	(D)	(D)	61	46	7	5	2	1	—	—	—	—	
5231	Scrtcy & comdty contracts intermed & brokerage	233	5 744	21 989	38	25	5	5	2	1	—	—	—	—	
52312	Securities brokerage	196	5 274	20 153	29	18	5	3	2	1	—	—	—	—	
523120	Securities brokerage	196	5 274	20 153	29	18	5	3	2	1	—	—	—	—	
524	Insurance carriers & related activities	(F)	(D)	(D)	83	56	20	5	1	—	—	1	—	—	
5242	Agencies & other insurance related activities	532	4 131	17 068	67	46	16	3	1	—	—	1	—	—	
52421	Insurance agencies & brokerages	509	3 928	15 967	62	45	12	3	1	—	—	1	—	—	
524210	Insurance agencies & brokerages	509	3 928	15 967	62	45	12	3	1	—	—	1	—	—	
<b>53 Real estate &amp; rental &amp; leasing</b>															
531	Real estate	754	4 314	20 173	233	188	29	11	4	1	—	—	—	—	
5311	Lessors of real estate	239	1 040	4 499	46	34	7	4	—	1	—	—	—	—	
53112	Lessors of nonres bldg (exc miniwarehouses)	149	521	2 234	16	9	4	2	—	1	—	—	—	—	
531120	Lessors of nonres bldg (exc miniwarehouses)	149	521	2 234	16	9	4	2	—	1	—	—	—	—	
5312	Offices of real estate agents & brokers	283	1 821	9 418	131	113	13	4	1	—	—	—	—	—	
53121	Offices of real estate agents & brokers	283	1 821	9 418	131	113	13	4	1	—	—	—	—	—	
531210	Offices of real estate agents & brokers	283	1 821	9 418	131	113	13	4	1	—	—	—	—	—	
5313	Activities related to real estate	232	1 453	6 256	56	41	9	3	3	—	—	—	—	—	
53131	Real estate property managers	178	1 103	4 821	27	15	6	3	3	—	—	—	—	—	
531311	Residential property managers	117	640	2 937	19	12	4	1	2	—	—	—	—	—	
532	Rental & leasing services	200	1 027	4 394	33	18	8	6	1	—	—	—	—	—	
5322	Consumer goods rental	120	410	1 775	17	8	5	3	1	—	—	—	—	—	

See footnotes at end of table.

**Table 6. Counties—Employees, Payroll, and Establishments by Industry: 2003—Con.**

[Excludes most government employees, railroad employees, and self-employed persons. Size class 1 to 4 includes establishments with payroll, but no employees, during mid-March pay period. (D) denotes figures withheld to avoid disclosing data for individual companies; the data are included in broader industry totals. Detailed industries with 100 or more employees are shown if industry was not a (D). For explanation of terms, abbreviations, and data reliability/comparability, see introductory text]

NAICS code	Industry	Number of employees for week including March 12	Payroll (\$1,000)		Total number of establishments	Number of establishments by employment-size class								
			First quarter	Annual		1 to 4	5 to 9	10 to 19	20 to 49	50 to 99	100 to 249	250 to 499	500 to 999	1,000 or more
<b>54</b>	<b>ST. JOHNS—Con.</b>													
	<b>Professional, scientific &amp; technical services</b>	<b>3 824</b>	<b>25 240</b>	<b>105 422</b>	<b>489</b>	<b>386</b>	<b>54</b>	<b>33</b>	<b>11</b>	<b>3</b>	—	—	<b>1</b>	<b>1</b>
541	Professional, scientific & technical services	3 824	25 240	105 422	489	386	54	33	11	3	—	—	1	1
5411	Legal services	265	2 159	10 385	66	50	9	5	1	1	—	—	—	—
54111	Offices of lawyers	248	2 074	9 757	60	46	8	4	1	1	—	—	—	—
541110	Offices of lawyers	248	2 074	9 757	60	46	8	4	1	1	—	—	—	—
5412	Accounting, tax prep, bookkeep, payroll services	2 371	10 549	44 938	57	35	9	8	3	—	—	—	1	1
54121	Accounting, tax prep, bookkeep, payroll services	2 371	10 549	44 938	57	35	9	8	3	—	—	—	1	1
541211	Offices of certified public accountants	114	964	4 784	25	15	7	3	—	—	—	—	—	—
5413	Architectural, engineering & related services	323	3 434	13 940	68	47	10	10	—	1	—	—	—	—
54133	Engineering services	148	1 791	7 434	29	22	3	3	—	1	—	—	—	—
541330	Engineering services	148	1 791	7 434	29	22	3	3	—	1	—	—	—	—
5415	Computer systems design & related services	161	2 133	8 223	61	53	5	1	2	—	—	—	—	—
54151	Computer systems design & related services	161	2 133	8 223	61	53	5	1	2	—	—	—	—	—
541511	Custom computer programming services	104	1 311	5 123	30	25	3	—	2	—	—	—	—	—
5416	Management, sci & tech consulting services	237	2 615	12 451	139	127	8	3	1	—	—	—	—	—
54161	Management consulting services	201	2 140	9 572	113	102	7	3	1	—	—	—	—	—
5419	Oth professional, scientific, technical services	354	2 110	9 588	56	39	7	5	4	1	—	—	—	—
54192	Photographic services	(C)	(D)	(D)	9	8	—	—	—	1	—	—	—	—
54194	Veterinary services	209	1 027	4 612	22	7	7	4	4	—	—	—	—	—
541940	Veterinary services	209	1 027	4 612	22	7	7	4	4	—	—	—	—	—
<b>55</b>	<b>Management of companies &amp; enterprises</b>	<b>468</b>	<b>12 300</b>	<b>42 037</b>	<b>27</b>	<b>17</b>	<b>2</b>	<b>3</b>	<b>3</b>	—	<b>2</b>	—	—	—
551	Management of companies & enterprises	468	12 300	42 037	27	17	2	3	3	—	2	—	—	—
5511	Management of companies & enterprises	468	12 300	42 037	27	17	2	3	3	—	2	—	—	—
55111	Management of companies & enterprises	468	12 300	42 037	27	17	2	3	3	—	2	—	—	—
551114	Corp, subsidiary & regional managing offices	360	10 651	36 086	20	13	2	2	1	—	2	—	—	—
<b>56</b>	<b>Admin, support, waste mgt, remediation services</b>	<b>3 278</b>	<b>14 366</b>	<b>38 939</b>	<b>232</b>	<b>174</b>	<b>23</b>	<b>19</b>	<b>7</b>	<b>6</b>	<b>2</b>	—	—	<b>1</b>
561	Administrative & support services	3 166	13 438	34 833	225	171	23	17	6	5	2	—	—	1
5613	Employment services	2 378	9 249	16 164	16	5	2	1	—	5	2	—	—	1
56132	Temporary help services	482	1 920	5 964	8	1	1	—	—	5	1	—	—	—
561320	Temporary help services	482	1 920	5 964	8	1	1	—	—	5	1	—	—	—
56133	Employee leasing services	1 887	7 270	10 005	5	1	1	1	—	—	1	—	—	1
561330	Employee leasing services	1 887	7 270	10 005	5	1	1	1	—	—	1	—	—	1
5615	Travel arrangement & reservation services	154	832	3 617	18	11	—	4	3	—	—	—	—	—
5617	Services to buildings & dwellings	464	2 109	9 826	120	92	17	8	3	—	—	—	—	—
56173	Landscaping services	238	990	4 748	64	48	12	3	1	—	—	—	—	—
561730	Landscaping services	238	990	4 748	64	48	12	3	1	—	—	—	—	—
562	Waste management & remediation services	112	928	4 106	7	3	—	2	1	1	—	—	—	—
<b>61</b>	<b>Educational services</b>	<b>1 200</b>	<b>4 655</b>	<b>18 703</b>	<b>45</b>	<b>23</b>	<b>4</b>	<b>6</b>	<b>9</b>	<b>2</b>	—	—	<b>1</b>	—
611	Educational services	1 200	4 655	18 703	45	23	4	6	9	2	—	—	1	—
6111	Elementary & secondary schools	342	1 614	6 742	11	1	—	2	7	1	—	—	—	—
61111	Elementary & secondary schools	342	1 614	6 742	11	1	—	2	7	1	—	—	—	—
611110	Elementary & secondary schools	342	1 614	6 742	11	1	—	2	7	1	—	—	—	—
6113	Colleges, universities & professional schools	(F)	(D)	(D)	1	—	—	—	—	—	—	—	1	—
61131	Colleges, universities & professional schools	(F)	(D)	(D)	1	—	—	—	—	—	—	—	1	—
6115	Technical & trade schools	190	700	2 199	5	—	—	2	2	1	—	—	—	—
61151	Technical & trade schools	190	700	2 199	5	—	—	2	2	1	—	—	—	—
<b>62</b>	<b>Health care and social assistance</b>	<b>5 171</b>	<b>36 012</b>	<b>156 756</b>	<b>332</b>	<b>175</b>	<b>65</b>	<b>52</b>	<b>25</b>	<b>8</b>	<b>5</b>	<b>1</b>	—	<b>1</b>
621	Ambulatory health care services	1 778	17 178	75 419	259	147	58	36	14	4	—	—	—	—
6211	Offices of physicians	838	10 475	47 073	141	84	33	15	8	1	—	—	—	—
62111	Offices of physicians	838	10 475	47 073	141	84	33	15	8	1	—	—	—	—
621111	Offices of physicians (exc mental health)	832	10 440	46 860	138	81	33	15	8	1	—	—	—	—
6212	Offices of dentists	288	2 342	10 005	42	17	11	13	1	—	—	—	—	—
62121	Offices of dentists	288	2 342	10 005	42	17	11	13	1	—	—	—	—	—
621210	Offices of dentists	288	2 342	10 005	42	17	11	13	1	—	—	—	—	—
6213	Offices of other health practitioners	331	2 268	9 728	51	34	10	4	2	1	—	—	—	—
62134	Offices of PT, OT, speech therapy & audiology	151	1 049	4 234	12	7	2	2	—	1	—	—	—	—
621340	Offices of PT, OT, speech therapy & audiology	151	1 049	4 234	12	7	2	2	—	1	—	—	—	—
6214	Outpatient care centers	111	754	2 814	10	5	2	1	1	1	—	—	—	—
62149	Other outpatient care centers	(C)	(D)	(D)	9	5	1	1	1	1	—	—	—	—
6216	Home health care services	170	1 116	4 558	7	2	1	1	2	1	—	—	—	—
62161	Home health care services	170	1 116	4 558	7	2	1	1	2	1	—	—	—	—
621610	Home health care services	170	1 116	4 558	7	2	1	1	2	1	—	—	—	—
622	Hospitals	(G)	(D)	(D)	1	—	—	—	—	—	—	—	—	1
6221	General medical & surgical hospitals	(G)	(D)	(D)	1	—	—	—	—	—	—	—	—	1
62211	General medical & surgical hospitals	(G)	(D)	(D)	1	—	—	—	—	—	—	—	—	1

See footnotes at end of table.

**Table 6. Counties—Employees, Payroll, and Establishments by Industry: 2003—Con.**

[Excludes most government employees, railroad employees, and self-employed persons. Size class 1 to 4 includes establishments with payroll, but no employees, during mid-March pay period. (D) denotes figures withheld to avoid disclosing data for individual companies; the data are included in broader industry totals. Detailed industries with 100 or more employees are shown if industry was not a (D). For explanation of terms, abbreviations, and data reliability/comparability, see introductory text]

NAICS code	Industry	Number of employees for week including March 12	Payroll (\$1,000)		Total number of establishments	Number of establishments by employment-size class								
			First quarter	Annual		1 to 4	5 to 9	10 to 19	20 to 49	50 to 99	100 to 249	250 to 499	500 to 999	1,000 or more
<b>ST. JOHNS—Con.</b>														
<b>62</b>	<b>Health care and social assistance—Con.</b>													
623	Nursing & residential care facilities .....	1 591	7 220	29 678	31	8	4	6	4	3	5	1	—	—
6231	Nursing care facilities .....	505	2 673	10 966	6	—	1	1	1	—	3	—	—	—
62311	Nursing care facilities .....	505	2 673	10 966	6	—	1	1	1	—	3	—	—	—
623110	Nursing care facilities .....	505	2 673	10 966	6	—	1	1	1	—	3	—	—	—
6232	Residential mental retardation, health facil .....	(E)	(D)	(D)	10	1	—	4	3	2	—	—	—	—
62321	Residential mental retardation facilities .....	248	1 142	4 632	9	1	—	4	2	2	—	—	—	—
623210	Residential mental retardation facilities .....	248	1 142	4 632	9	1	—	4	2	2	—	—	—	—
6233	Community care facilities for the elderly .....	789	3 166	13 576	13	7	1	1	—	1	2	1	—	—
62331	Community care facilities for the elderly .....	789	3 166	13 576	13	7	1	1	—	1	2	1	—	—
623311	Continuing care retirement communities ...	694	2 854	12 244	5	1	1	—	—	—	2	1	—	—
624	Social assistance .....	(E)	(D)	(D)	41	20	3	10	7	1	—	—	—	—
6241	Individual & family services .....	(C)	(D)	(D)	13	8	1	1	2	1	—	—	—	—
62412	Services for elderly & disabled persons .....	(C)	(D)	(D)	2	—	—	—	1	1	—	—	—	—
6244	Child day care services .....	216	763	3 226	23	9	2	9	3	—	—	—	—	—
62441	Child day care services .....	216	763	3 226	23	9	2	9	3	—	—	—	—	—
624410	Child day care services .....	216	763	3 226	23	9	2	9	3	—	—	—	—	—
<b>71</b>	<b>Arts, entertainment &amp; recreation .....</b>	<b>1 472</b>	<b>7 989</b>	<b>31 915</b>	<b>69</b>	<b>35</b>	<b>9</b>	<b>8</b>	<b>9</b>	<b>2</b>	<b>6</b>	—	—	—
712	Museums, historical sites & like institutions .....	134	479	2 062	12	5	2	2	3	—	—	—	—	—
7121	Museums, historical sites & like institutions .....	134	479	2 062	12	5	2	2	3	—	—	—	—	—
713	Amusement, gambling & recreation industries ....	1 257	6 949	26 162	40	17	5	5	5	2	6	—	—	—
7139	Other amusement & recreation industries .....	(G)	(D)	(D)	38	17	5	5	3	2	6	—	—	—
71391	Golf courses & country clubs .....	774	5 932	21 876	10	—	2	—	2	2	4	—	—	—
713910	Golf courses & country clubs .....	774	5 932	21 876	10	—	2	—	2	2	4	—	—	—
71394	Fitness & recreational sports centers .....	373	569	2 408	16	8	2	3	1	—	2	—	—	—
713940	Fitness & recreational sports centers .....	373	569	2 408	16	8	2	3	1	—	2	—	—	—
<b>72</b>	<b>Accommodation &amp; food services .....</b>	<b>6 849</b>	<b>24 286</b>	<b>103 817</b>	<b>375</b>	<b>151</b>	<b>57</b>	<b>69</b>	<b>72</b>	<b>16</b>	<b>8</b>	<b>1</b>	<b>1</b>	—
721	Accommodation .....	2 255	11 121	48 154	85	31	14	20	15	1	2	1	1	—
7211	Traveler accommodation .....	2 155	10 589	46 113	73	26	11	17	14	1	2	1	1	—
72111	Hotels (exc casino hotels) & motels .....	2 078	10 311	44 928	56	15	8	14	14	1	2	1	1	—
721110	Hotels (exc casino hotels) & motels .....	2 078	10 311	44 928	56	15	8	14	14	1	2	1	1	—
722	Food services & drinking places .....	4 594	13 165	55 663	290	120	43	49	57	15	6	—	—	—
7221	Full-service restaurants .....	3 165	9 445	40 195	161	59	21	27	36	12	6	—	—	—
72211	Full-service restaurants .....	3 165	9 445	40 195	161	59	21	27	36	12	6	—	—	—
722110	Full-service restaurants .....	3 165	9 445	40 195	161	59	21	27	36	12	6	—	—	—
7222	Limited-service eating places .....	1 234	3 155	12 968	105	46	18	20	19	2	—	—	—	—
72221	Limited-service eating places .....	1 234	3 155	12 968	105	46	18	20	19	2	—	—	—	—
722211	Limited-service restaurants .....	1 078	2 798	11 221	83	35	11	18	17	2	—	—	—	—
722213	Snack & nonalcoholic beverage bars .....	151	346	1 706	19	9	6	2	2	—	—	—	—	—
7224	Drinking places (alcoholic beverages) .....	166	468	2 046	17	10	3	1	2	1	—	—	—	—
72241	Drinking places (alcoholic beverages) .....	166	468	2 046	17	10	3	1	2	1	—	—	—	—
722410	Drinking places (alcoholic beverages) .....	166	468	2 046	17	10	3	1	2	1	—	—	—	—
<b>81</b>	<b>Other services (except public administration) .....</b>	<b>2 411</b>	<b>31 409</b>	<b>97 637</b>	<b>320</b>	<b>204</b>	<b>60</b>	<b>32</b>	<b>18</b>	<b>5</b>	—	<b>1</b>	—	—
811	Repair & maintenance .....	396	2 423	10 116	84	54	18	9	3	—	—	—	—	—
8111	Automotive repair & maintenance .....	259	1 501	6 067	56	35	13	6	2	—	—	—	—	—
81111	Automotive mechanical & electrical R&M .....	140	824	3 370	31	22	4	3	2	—	—	—	—	—
811111	General automotive repair .....	127	725	2 911	25	17	3	3	2	—	—	—	—	—
812	Personal & laundry services .....	537	2 341	9 878	104	66	23	11	4	—	—	—	—	—
8121	Personal care services .....	307	1 457	6 095	57	36	13	5	3	—	—	—	—	—
81211	Hair, nail & skin care services .....	278	1 356	5 668	44	25	11	5	3	—	—	—	—	—
812112	Beauty salons .....	257	1 258	5 295	38	20	10	5	3	—	—	—	—	—
8123	Drycleaning & laundry services .....	101	375	1 665	20	14	3	2	1	—	—	—	—	—
813	Religious, grantmaking, civic, prof & like organizations .....	1 478	26 645	77 643	132	84	19	12	11	5	—	1	—	—
8131	Religious organizations .....	729	2 720	11 515	68	39	12	6	7	4	—	—	—	—
81311	Religious organizations .....	729	2 720	11 515	68	39	12	6	7	4	—	—	—	—
813110	Religious organizations .....	729	2 720	11 515	68	39	12	6	7	4	—	—	—	—
8139	Business, labor, political, like organizations .....	650	23 425	64 097	47	35	4	3	3	1	—	1	—	—
81399	Oth similar organizations (exc business, prof, labor, pol) .....	615	23 156	63 016	36	27	2	2	3	1	—	1	—	—
813990	Oth similar organizations (exc business, prof, labor, pol) .....	615	23 156	63 016	36	27	2	2	3	1	—	1	—	—
<b>99</b>	<b>Unclassified establishments .....</b>	<b>13</b>	<b>32</b>	<b>324</b>	<b>18</b>	<b>18</b>	—	—	—	—	—	—	—	—
<b>ST. LUCIE</b>														
	<b>Total .....</b>	<b>47 960</b>	<b>305 973</b>	<b>1 248 587</b>	<b>4 315</b>	<b>2 640</b>	<b>749</b>	<b>464</b>	<b>278</b>	<b>116</b>	<b>54</b>	<b>6</b>	<b>6</b>	<b>2</b>
<b>11</b>	<b>Forestry, fishing, hunting, and agriculture support .....</b>	<b>(F)</b>	<b>(D)</b>	<b>(D)</b>	<b>30</b>	<b>16</b>	<b>3</b>	<b>4</b>	<b>1</b>	<b>4</b>	<b>2</b>	—	—	—
115	Agriculture & forestry support activities .....	(F)	(D)	(D)	26	12	3	4	1	4	2	—	—	—
1151	Crop production support activities .....	(F)	(D)	(D)	24	10	3	4	1	4	2	—	—	—
11511	Crop production support activities .....	(F)	(D)	(D)	24	10	3	4	1	4	2	—	—	—
115114	Postharvest crop activities (exc ginning) ...	477	2 711	6 392	6	—	—	1	—	3	2	—	—	—
<b>21</b>	<b>Mining .....</b>	<b>(A)</b>	<b>(D)</b>	<b>(D)</b>	<b>4</b>	<b>3</b>	<b>1</b>	—	—	—	—	—	—	—

See footnotes at end of table.

**Table 6. Counties—Employees, Payroll, and Establishments by Industry: 2003—Con.**

[Excludes most government employees, railroad employees, and self-employed persons. Size class 1 to 4 includes establishments with payroll, but no employees, during mid-March pay period. (D) denotes figures withheld to avoid disclosing data for individual companies; the data are included in broader industry totals. Detailed industries with 100 or more employees are shown if industry was not a (D). For explanation of terms, abbreviations, and data reliability/comparability, see introductory text]

NAICS code	Industry	Number of employees for week including March 12	Payroll (\$1,000)		Total number of establishments	Number of establishments by employment-size class								
			First quarter	Annual		1 to 4	5 to 9	10 to 19	20 to 49	50 to 99	100 to 249	250 to 499	500 to 999	1,000 or more
<b>ST. LUCIE—Con.</b>														
<b>22</b>	<b>Utilities</b> .....	<b>(F)</b>	<b>(D)</b>	<b>(D)</b>	<b>8</b>	<b>3</b>	<b>1</b>	<b>1</b>	<b>1</b>	<b>—</b>	<b>1</b>	<b>—</b>	<b>1</b>	<b>—</b>
221	Utilities .....	(F)	(D)	(D)	8	3	1	1	1	—	1	—	1	—
2211	Elec pwr generation, transmns & distribution ...	(F)	(D)	(D)	2	—	—	—	—	—	1	—	1	—
22111	Electric power generation .....	(F)	(D)	(D)	1	—	—	—	—	—	—	—	1	—
22112	Electric pwr transmns, control & distribution ..	(C)	(D)	(D)	1	—	—	—	—	—	1	—	—	—
<b>23</b>	<b>Construction</b> .....	<b>3 773</b>	<b>24 785</b>	<b>112 111</b>	<b>560</b>	<b>388</b>	<b>69</b>	<b>54</b>	<b>41</b>	<b>5</b>	<b>3</b>	<b>—</b>	<b>—</b>	<b>—</b>
236	Construction of Buildings .....	610	4 594	18 686	122	92	12	10	7	1	—	—	—	—
2361	Residential Building Construction .....	489	3 574	14 504	103	78	10	9	5	1	—	—	—	—
23611	Residential Building Construction .....	489	3 574	14 504	103	78	10	9	5	1	—	—	—	—
236115	New Single-Family Housing Construction (except Operative Builders) .....	381	3 153	12 656	79	57	8	9	5	—	—	—	—	—
2362	Nonresidential Building Construction .....	121	1 020	4 182	19	14	2	1	2	—	—	—	—	—
23622	Commercial and Institutional Building Construction .....	(C)	(D)	(D)	18	13	2	1	2	—	—	—	—	—
237	Heavy and Civil Engineering Construction .....	321	2 508	11 813	29	19	3	1	4	2	—	—	—	—
2371	Utility System Construction .....	138	917	4 523	15	9	3	—	3	—	—	—	—	—
23711	Water and Sewer Line and Related Structures Construction .....	122	821	4 038	10	5	2	—	3	—	—	—	—	—
237110	Water and Sewer Line and Related Structures Construction .....	122	821	4 038	10	5	2	—	3	—	—	—	—	—
2372	Land Subdivision .....	161	1 440	6 736	10	7	—	—	1	2	—	—	—	—
23721	Land Subdivision .....	161	1 440	6 736	10	7	—	—	1	2	—	—	—	—
237210	Land Subdivision .....	161	1 440	6 736	10	7	—	—	1	2	—	—	—	—
238	Specialty Trade Contractors .....	2 842	17 683	81 612	409	277	54	43	30	2	3	—	—	—
2381	Foundation, Structure, and Building Exterior Contractors .....	901	5 234	24 076	98	63	15	9	9	1	1	—	—	—
23811	Poured Concrete Foundation and Structure Contractors .....	316	1 946	8 632	24	16	5	2	—	—	1	—	—	—
238110	Poured Concrete Foundation and Structure Contractors .....	316	1 946	8 632	24	16	5	2	—	—	1	—	—	—
23814	Masonry Contractors .....	126	692	3 711	14	8	2	2	2	—	—	—	—	—
238140	Masonry Contractors .....	126	692	3 711	14	8	2	2	2	—	—	—	—	—
23816	Roofing Contractors .....	240	1 492	6 698	23	12	5	1	4	1	—	—	—	—
238160	Roofing Contractors .....	240	1 492	6 698	23	12	5	1	4	1	—	—	—	—
2382	Building Equipment Contractors .....	989	6 532	30 215	131	81	21	20	7	—	2	—	—	—
23821	Electrical Contractors .....	405	2 647	11 870	57	39	7	8	2	—	1	—	—	—
238210	Electrical Contractors .....	405	2 647	11 870	57	39	7	8	2	—	1	—	—	—
23822	Plumbing, Heating, and Air-Conditioning Contractors .....	528	3 551	16 710	68	38	13	12	4	—	1	—	—	—
238220	Plumbing, Heating, and Air-Conditioning Contractors .....	528	3 551	16 710	68	38	13	12	4	—	1	—	—	—
2383	Building Finishing Contractors .....	583	3 305	14 870	123	94	11	9	9	—	—	—	—	—
23831	Drywall and Insulation Contractors .....	263	1 630	7 644	31	17	3	6	5	—	—	—	—	—
238310	Drywall and Insulation Contractors .....	263	1 630	7 644	31	17	3	6	5	—	—	—	—	—
23835	Finish Carpentry Contractors .....	103	619	2 694	28	23	3	—	2	—	—	—	—	—
238350	Finish Carpentry Contractors .....	103	619	2 694	28	23	3	—	2	—	—	—	—	—
2389	Other Specialty Trade Contractors .....	369	2 612	12 451	57	39	7	5	5	1	—	—	—	—
23899	All Other Specialty Trade Contractors .....	286	2 086	10 036	32	19	5	2	5	1	—	—	—	—
238990	All Other Specialty Trade Contractors .....	286	2 086	10 036	32	19	5	2	5	1	—	—	—	—
<b>31-33</b>	<b>Manufacturing</b> .....	<b>2 562</b>	<b>17 035</b>	<b>68 537</b>	<b>140</b>	<b>73</b>	<b>22</b>	<b>21</b>	<b>11</b>	<b>9</b>	<b>3</b>	<b>1</b>	<b>—</b>	<b>—</b>
311	Food mfg .....	730	3 614	12 997	9	3	—	3	—	1	1	1	—	—
3114	Fruit & veg preserving & specialty food mfg ....	679	3 290	11 791	3	—	—	—	—	1	1	1	—	—
31142	Fruit & veg canning, pickling & drying .....	(F)	(D)	(D)	2	—	—	—	—	—	1	1	—	—
321	Wood product mfg .....	(C)	(D)	(D)	4	—	2	—	—	1	1	—	—	—
3212	Veneer, plywood & engineered wood product mfg .....	201	1 312	5 558	3	—	1	—	—	1	1	—	—	—
32121	Veneer, plywood & engineered wood product mfg .....	201	1 312	5 558	3	—	1	—	—	1	1	—	—	—
321214	Truss mfg .....	201	1 312	5 558	3	—	1	—	—	1	1	—	—	—
326	Plastics & rubber products mfg .....	266	1 580	6 506	6	1	—	2	1	2	—	—	—	—
3261	Plastics product mfg .....	266	1 580	6 506	6	1	—	2	1	2	—	—	—	—
32612	Plastics pipe, pipe fitting, & unsupported profile shape mfg .....	(C)	(D)	(D)	4	1	—	1	—	2	—	—	—	—
327	Nonmetallic mineral product mfg .....	389	3 161	12 002	14	4	—	4	2	4	—	—	—	—
3272	Glass & glass product mfg .....	(C)	(D)	(D)	2	—	—	—	—	2	—	—	—	—
32721	Glass & glass product mfg .....	(C)	(D)	(D)	2	—	—	—	—	2	—	—	—	—
3273	Cement & concrete product mfg .....	201	2 068	7 765	9	3	—	2	2	2	—	—	—	—
332	Fabricated metal product mfg .....	214	1 918	7 846	24	11	8	2	3	—	—	—	—	—
3327	Mach shops, turn prod, screw, nut, bolt mfg ....	108	1 095	4 403	9	5	2	—	2	—	—	—	—	—
33271	Machine shops .....	108	1 095	4 403	9	5	2	—	2	—	—	—	—	—
332710	Machine shops .....	108	1 095	4 403	9	5	2	—	2	—	—	—	—	—
333	Machinery mfg .....	101	853	3 922	8	3	1	3	1	—	—	—	—	—
336	Transportation equipment mfg .....	278	2 222	8 890	8	3	1	2	1	—	1	—	—	—
3366	Ship & boat building .....	(C)	(D)	(D)	5	3	1	—	—	—	1	—	—	—
33661	Ship & boat building .....	(C)	(D)	(D)	5	3	1	—	—	—	1	—	—	—
339	Miscellaneous mfg .....	123	563	2 940	20	15	3	—	1	1	—	—	—	—
3391	Medical equipment & supplies mfg .....	108	475	2 563	11	7	2	—	1	1	—	—	—	—
33911	Medical equipment & supplies mfg .....	108	475	2 563	11	7	2	—	1	1	—	—	—	—

See footnotes at end of table.

**Table 6. Counties—Employees, Payroll, and Establishments by Industry: 2003—Con.**

[Excludes most government employees, railroad employees, and self-employed persons. Size class 1 to 4 includes establishments with payroll, but no employees, during mid-March pay period. (D) denotes figures withheld to avoid disclosing data for individual companies; the data are included in broader industry totals. Detailed industries with 100 or more employees are shown if industry was not a (D). For explanation of terms, abbreviations, and data reliability/comparability, see introductory text]

NAICS code	Industry	Number of employees for week including March 12	Payroll (\$1,000)		Total number of establishments	Number of establishments by employment-size class								
			First quarter	Annual		1 to 4	5 to 9	10 to 19	20 to 49	50 to 99	100 to 249	250 to 499	500 to 999	1,000 or more
<b>ST. LUCIE—Con.</b>														
<b>42</b>	<b>Wholesale trade</b> .....	<b>2 633</b>	<b>20 059</b>	<b>79 169</b>	<b>237</b>	<b>136</b>	<b>43</b>	<b>29</b>	<b>16</b>	<b>8</b>	<b>5</b>	—	—	—
423	Merchant Wholesalers, Durable Goods .....	1 237	10 114	42 192	138	72	29	24	8	4	1	—	—	—
4231	Motor Vehicle and Motor Vehicle Parts and Supplies Merchant Wholesalers .....	356	2 861	12 487	21	5	7	5	1	3	—	—	—	—
42311	Automobile and Other Motor Vehicle Merchant Wholesalers .....	198	1 664	7 311	10	3	2	3	—	2	—	—	—	—
423110	Automobile and Other Motor Vehicle Merchant Wholesalers .....	198	1 664	7 311	10	3	2	3	—	2	—	—	—	—
42312	Motor Vehicle Supplies and New Parts Merchant Wholesalers .....	101	726	3 125	7	2	3	1	—	1	—	—	—	—
423120	Motor Vehicle Supplies and New Parts Merchant Wholesalers .....	101	726	3 125	7	2	3	1	—	1	—	—	—	—
4233	Lumber and Other Construction Materials Merchant Wholesalers .....	160	913	4 330	12	5	1	4	1	1	—	—	—	—
4234	Professional and Commercial Equipment and Supplies Merchant Wholesalers .....	180	1 813	7 475	13	6	3	3	—	—	1	—	—	—
42345	Medical, Dental, and Hospital Equipment and Supplies Merchant Wholesaler .....	(C)	(D)	(D)	3	2	—	—	—	—	1	—	—	—
4238	Machinery, Equipment, and Supplies Merchant Wholesalers .....	231	1 974	8 054	34	17	10	5	2	—	—	—	—	—
424	Merchant Wholesalers, Nondurable Goods .....	1 329	9 326	33 926	77	45	12	5	7	4	4	—	—	—
4244	Grocery and Related Product Wholesalers .....	818	5 153	17 148	31	15	5	2	4	2	3	—	—	—
42448	Fresh Fruit and Vegetable Merchant Wholesalers .....	620	3 815	11 597	19	7	3	2	3	2	2	—	—	—
424480	Fresh Fruit and Vegetable Merchant Wholesalers .....	620	3 815	11 597	19	7	3	2	3	2	2	—	—	—
42449	Other Grocery and Related Products Merchant Wholesalers .....	163	1 022	4 011	6	4	1	—	—	—	1	—	—	—
424490	Other Grocery and Related Products Merchant Wholesalers .....	163	1 022	4 011	6	4	1	—	—	—	1	—	—	—
4248	Beer, Wine, and Distilled Alcoholic Beverage Merchant Wholesalers .....	(C)	(D)	(D)	2	—	—	—	—	1	1	—	—	—
42481	Beer and Ale Merchant Wholesalers .....	(C)	(D)	(D)	2	—	—	—	—	1	1	—	—	—
4249	Miscellaneous Nondurable Goods Merchant Wholesalers .....	219	1 478	6 394	25	14	5	3	2	1	—	—	—	—
<b>44-45</b>	<b>Retail trade</b> .....	<b>9 690</b>	<b>54 676</b>	<b>229 278</b>	<b>641</b>	<b>357</b>	<b>139</b>	<b>73</b>	<b>32</b>	<b>23</b>	<b>13</b>	<b>2</b>	<b>1</b>	<b>1</b>
441	Motor vehicle & parts dealers .....	1 360	11 274	45 968	102	44	30	13	4	11	—	—	—	—
4411	Automobile dealers .....	807	8 084	32 607	32	15	4	1	3	9	—	—	—	—
44111	New car dealers .....	762	7 837	31 618	19	6	1	—	3	9	—	—	—	—
441110	New car dealers .....	762	7 837	31 618	19	6	1	—	3	9	—	—	—	—
4412	Other motor vehicle dealers .....	119	579	2 360	24	15	6	2	1	—	—	—	—	—
4413	Automotive parts, accessories & tire stores .....	434	2 611	11 001	46	14	20	10	—	2	—	—	—	—
44131	Automotive parts, accessories & tire stores .....	204	821	3 617	29	10	11	8	—	—	—	—	—	—
441310	Automotive parts, accessories & tire stores .....	204	821	3 617	29	10	11	8	—	—	—	—	—	—
44132	Tire dealers .....	230	1 790	7 384	17	4	9	2	—	2	—	—	—	—
441320	Tire dealers .....	230	1 790	7 384	17	4	9	2	—	2	—	—	—	—
442	Furniture & home furnishing stores .....	192	1 125	5 225	35	24	3	7	1	—	—	—	—	—
4421	Furniture stores .....	129	689	3 468	17	8	3	5	1	—	—	—	—	—
44211	Furniture stores .....	129	689	3 468	17	8	3	5	1	—	—	—	—	—
442110	Furniture stores .....	129	689	3 468	17	8	3	5	1	—	—	—	—	—
443	Electronics & appliance stores .....	219	1 718	7 056	35	23	9	1	1	1	—	—	—	—
4431	Electronics & appliance stores .....	219	1 718	7 056	35	23	9	1	1	1	—	—	—	—
44311	Appliance, TV & all other electronics stores .....	178	1 441	5 973	28	19	7	1	—	1	—	—	—	—
443111	Household appliance stores .....	109	1 145	4 817	7	3	2	1	—	1	—	—	—	—
444	Bldg material & garden equip & supp dealers .....	714	4 846	19 565	57	31	13	7	3	1	2	—	—	—
4441	Building material & supplies dealers .....	681	4 739	19 096	49	25	12	6	3	1	2	—	—	—
44411	Home centers .....	(E)	(D)	(D)	3	1	—	—	—	—	2	—	—	—
44419	Other building material dealers .....	289	2 379	9 897	33	17	8	4	3	1	—	—	—	—
444190	Other building material dealers .....	289	2 379	9 897	33	17	8	4	3	1	—	—	—	—
445	Food & beverage stores .....	2 009	8 312	34 458	101	67	11	7	1	6	9	—	—	—
4451	Grocery stores .....	1 910	7 916	32 888	74	50	3	5	1	6	9	—	—	—
44511	Grocery (except convenience) stores .....	1 834	7 672	31 907	38	16	2	4	1	6	9	—	—	—
445110	Grocery (except convenience) stores .....	1 834	7 672	31 907	38	16	2	4	1	6	9	—	—	—
446	Health & personal care stores .....	593	3 578	15 159	48	22	5	10	10	1	—	—	—	—
4461	Health & personal care stores .....	593	3 578	15 159	48	22	5	10	10	1	—	—	—	—
44611	Pharmacies & drug stores .....	507	3 137	13 208	24	3	2	8	10	1	—	—	—	—
446110	Pharmacies & drug stores .....	507	3 137	13 208	24	3	2	8	10	1	—	—	—	—
447	Gasoline stations .....	584	2 352	9 675	76	31	30	9	5	1	—	—	—	—
4471	Gasoline stations .....	584	2 352	9 675	76	31	30	9	5	1	—	—	—	—
44711	Gasoline stations with convenience stores .....	389	1 536	6 267	69	29	29	9	2	—	—	—	—	—
447110	Gasoline stations with convenience stores .....	389	1 536	6 267	69	29	29	9	2	—	—	—	—	—
44719	Other gasoline stations .....	195	816	3 408	7	2	1	—	3	1	—	—	—	—
447190	Other gasoline stations .....	195	816	3 408	7	2	1	—	3	1	—	—	—	—
448	Clothing & clothing accessories stores .....	273	792	3 303	44	22	14	6	1	1	—	—	—	—
4481	Clothing stores .....	223	615	2 517	29	13	8	6	1	1	—	—	—	—
44814	Family clothing stores .....	(C)	(D)	(D)	11	4	1	4	1	1	—	—	—	—
452	General merchandise stores .....	1 504	6 520	26 672	22	7	7	1	2	1	2	1	1	—
4521	Department stores .....	(C)	(D)	(D)	2	—	—	—	—	1	1	—	—	—
45211	Department stores .....	(C)	(D)	(D)	2	—	—	—	—	1	1	—	—	—
4529	Other general merchandise stores .....	(G)	(D)	(D)	20	7	7	1	2	—	1	1	1	—
45291	Warehouse clubs & superstores .....	(G)	(D)	(D)	3	—	—	—	—	—	1	1	1	—
45299	All other general merchandise stores .....	(C)	(D)	(D)	17	7	7	1	2	—	—	—	—	—
453	Miscellaneous store retailers .....	257	895	3 912	60	46	7	5	2	—	—	—	—	—

See footnotes at end of table.



**Table 6. Counties—Employees, Payroll, and Establishments by Industry: 2003—Con.**

[Excludes most government employees, railroad employees, and self-employed persons. Size class 1 to 4 includes establishments with payroll, but no employees, during mid-March pay period. (D) denotes figures withheld to avoid disclosing data for individual companies; the data are included in broader industry totals. Detailed industries with 100 or more employees are shown if industry was not a (D). For explanation of terms, abbreviations, and data reliability/comparability, see introductory text]

NAICS code	Industry	Number of employees for week including March 12	Payroll (\$1,000)		Total number of establishments	Number of establishments by employment-size class								
			First quarter	Annual		1 to 4	5 to 9	10 to 19	20 to 49	50 to 99	100 to 249	250 to 499	500 to 999	1,000 or more
<b>ST. LUCIE—Con.</b>														
<b>44-45 Retail trade—Con.</b>														
454	Nonstore retailers .....	1 886	12 938	56 744	38	25	4	5	2	—	—	1	—	1
4541	Electronic shopping & mail-order houses .....	(G)	(D)	(D)	9	6	1	—	—	—	—	1	—	1
45411	Electronic shopping & mail-order houses .....	(G)	(D)	(D)	9	6	1	—	—	—	—	1	—	1
4543	Direct selling establishments .....	(C)	(D)	(D)	22	13	3	5	1	—	—	—	—	—
45439	Other direct selling establishments .....	(C)	(D)	(D)	18	12	2	3	1	—	—	—	—	—
<b>48-49 Transportation &amp; warehousing .....</b>														
484	Truck transportation .....	305	2 313	8 776	81	65	6	7	2	1	—	—	—	—
4841	General freight trucking .....	175	1 523	5 877	43	35	2	4	1	1	—	—	—	—
48412	General freight trucking, long-distance .....	130	1 218	4 725	25	20	1	2	1	1	—	—	—	—
4842	Specialized freight trucking .....	130	790	2 899	38	30	4	3	1	—	—	—	—	—
492	Couriers & messengers .....	(C)	(D)	(D)	6	4	—	—	—	2	—	—	—	—
4921	Couriers .....	(C)	(D)	(D)	5	3	—	—	—	2	—	—	—	—
49211	Couriers .....	(C)	(D)	(D)	5	3	—	—	—	2	—	—	—	—
<b>51 Information .....</b>														
511	Publishing industries .....	161	1 205	5 204	5	2	1	—	—	1	1	—	—	—
5111	Newspaper, periodical, book, database publishers .....	(C)	(D)	(D)	4	2	—	—	—	1	1	—	—	—
51111	Newspaper publishers .....	(C)	(D)	(D)	3	1	—	—	—	1	1	—	—	—
517	Telecommunications .....	(G)	(D)	(D)	17	11	—	—	3	1	—	1	1	—
5171	Wired Telecommunications Carriers .....	(E)	(D)	(D)	7	3	—	—	2	1	—	1	—	—
51711	Wired Telecommunications Carriers .....	(E)	(D)	(D)	7	3	—	—	2	1	—	1	—	—
5175	Cable and Other Program Distribution .....	(F)	(D)	(D)	5	3	—	—	1	—	—	—	1	—
51751	Cable and Other Program Distribution .....	(F)	(D)	(D)	5	3	—	—	1	—	—	—	1	—
<b>52 Finance &amp; insurance .....</b>														
522	Credit intermediation & related activities .....	1 519	14 742	56 956	106	39	28	35	10	2	1	1	—	—
5221	Depository credit intermediation .....	1 343	13 343	50 116	61	7	19	21	10	2	1	1	—	—
52211	Commercial banking .....	892	9 803	35 685	37	5	10	13	8	—	—	1	—	—
522110	Commercial banking .....	892	9 803	35 685	37	5	10	13	8	—	—	1	—	—
52212	Savings institutions .....	(E)	(D)	(D)	21	1	7	8	2	2	1	—	—	—
5222	Nondepository credit intermediation .....	109	971	4 575	28	21	5	2	—	—	—	—	—	—
52229	Other nondepository credit intermediation .....	(C)	(D)	(D)	26	19	5	2	—	—	—	—	—	—
524	Insurance carriers & related activities .....	381	3 261	13 589	97	69	20	6	2	—	—	—	—	—
5241	Insurance carriers .....	(C)	(D)	(D)	19	10	4	5	—	—	—	—	—	—
5242	Agencies & other insurance related activities .....	(E)	(D)	(D)	78	59	16	1	2	—	—	—	—	—
52421	Insurance agencies & brokerages .....	271	2 010	8 307	76	57	16	1	2	—	—	—	—	—
524210	Insurance agencies & brokerages .....	271	2 010	8 307	76	57	16	1	2	—	—	—	—	—
<b>53 Real estate &amp; rental &amp; leasing .....</b>														
531	Real estate .....	586	3 682	16 825	205	175	13	13	4	—	—	—	—	—
5311	Lessors of real estate .....	308	1 852	7 385	63	47	5	8	3	—	—	—	—	—
53119	Lessors of other real estate property .....	124	656	2 560	14	6	3	3	2	—	—	—	—	—
531190	Lessors of other real estate property .....	124	656	2 560	14	6	3	3	2	—	—	—	—	—
5312	Offices of real estate agents & brokers .....	156	993	4 232	93	84	7	2	—	—	—	—	—	—
53121	Offices of real estate agents & brokers .....	156	993	4 232	93	84	7	2	—	—	—	—	—	—
531210	Offices of real estate agents & brokers .....	156	993	4 232	93	84	7	2	—	—	—	—	—	—
5313	Activities related to real estate .....	122	837	5 208	49	44	1	3	1	—	—	—	—	—
532	Rental & leasing services .....	260	1 437	5 889	39	14	17	8	—	—	—	—	—	—
5322	Consumer goods rental .....	138	546	2 139	19	7	7	5	—	—	—	—	—	—
<b>54 Professional, scientific &amp; technical services .....</b>														
541	Professional, scientific & technical services .....	2 029	15 204	67 025	385	288	49	31	11	5	1	—	—	—
5411	Legal services .....	471	4 439	20 151	98	74	12	8	3	1	—	—	—	—
54111	Offices of lawyers .....	437	4 067	18 683	92	72	9	7	3	1	—	—	—	—
541110	Offices of lawyers .....	437	4 067	18 683	92	72	9	7	3	1	—	—	—	—
5412	Accounting, tax prep, bookkeep, payroll services .....	352	1 683	6 137	86	65	11	7	3	—	—	—	—	—
54121	Accounting, tax prep, bookkeep, payroll services .....	352	1 683	6 137	86	65	11	7	3	—	—	—	—	—
541211	Offices of certified public accountants .....	104	875	3 595	27	22	1	3	1	—	—	—	—	—
541213	Tax preparation services .....	181	528	1 318	25	13	6	4	2	—	—	—	—	—
5413	Architectural, engineering & related services .....	502	4 552	20 191	65	41	10	9	2	3	—	—	—	—
54133	Engineering services .....	384	3 560	15 780	33	17	5	6	2	3	—	—	—	—
541330	Engineering services .....	384	3 560	15 780	33	17	5	6	2	3	—	—	—	—
5416	Management, sci & tech consulting services .....	154	660	3 583	49	44	2	1	2	—	—	—	—	—
54161	Management consulting services .....	147	591	3 341	44	39	2	1	2	—	—	—	—	—
5417	Scientific R&D services .....	(C)	(D)	(D)	4	3	—	—	—	—	1	—	—	—
54171	R&D in physical, engineering & life sciences .....	(C)	(D)	(D)	3	2	—	—	—	—	1	—	—	—
5419	Oth professional, scientific, technical services .....	276	1 111	5 184	43	26	10	6	—	1	—	—	—	—
54194	Veterinary services .....	139	700	3 331	18	6	6	6	—	—	—	—	—	—
541940	Veterinary services .....	139	700	3 331	18	6	6	6	—	—	—	—	—	—
<b>55 Management of companies &amp; enterprises .....</b>														
551	Management of companies & enterprises .....	348	3 275	14 345	21	11	4	2	2	1	1	—	—	—
5511	Management of companies & enterprises .....	348	3 275	14 345	21	11	4	2	2	1	1	—	—	—
55111	Management of companies & enterprises .....	348	3 275	14 345	21	11	4	2	2	1	1	—	—	—

See footnotes at end of table.

**Table 6. Counties—Employees, Payroll, and Establishments by Industry: 2003—Con.**

[Excludes most government employees, railroad employees, and self-employed persons. Size class 1 to 4 includes establishments with payroll, but no employees, during mid-March pay period. (D) denotes figures withheld to avoid disclosing data for individual companies; the data are included in broader industry totals. Detailed industries with 100 or more employees are shown if industry was not a (D). For explanation of terms, abbreviations, and data reliability/comparability, see introductory text]

NAICS code	Industry	Number of employees for week including March 12	Payroll (\$1,000)		Total number of establishments	Number of establishments by employment-size class									
			First quarter	Annual		1 to 4	5 to 9	10 to 19	20 to 49	50 to 99	100 to 249	250 to 499	500 to 999	1,000 or more	
<b>ST. LUCIE—Con.</b>															
<b>56</b>	<b>Admin. support, waste mgt, remediation services.....</b>	<b>3 820</b>	<b>16 838</b>	<b>70 068</b>	<b>305</b>	<b>204</b>	<b>50</b>	<b>20</b>	<b>13</b>	<b>13</b>	<b>3</b>	—	<b>2</b>	—	
561	Administrative & support services .....	3 700	15 729	65 811	294	197	48	20	12	12	3	—	2	—	
5613	Employment services .....	926	4 302	16 581	16	2	1	2	1	7	3	—	—	—	
56132	Temporary help services .....	822	3 961	15 460	13	2	1	—	1	6	3	—	—	—	
561320	Temporary help services .....	822	3 961	15 460	13	2	1	—	1	6	3	—	—	—	
5614	Business support services .....	1 383	5 180	19 232	26	19	4	1	—	—	—	—	2	—	
56142	Telephone call centers .....	(G)	(D)	(D)	5	2	1	—	—	—	—	—	2	—	
5616	Investigation & security services .....	110	557	2 165	17	15	—	—	1	1	—	—	—	—	
5617	Services to buildings & dwellings .....	1 039	4 090	20 578	198	141	34	13	6	4	—	—	—	—	
56171	Exterminating & pest control services .....	284	1 475	6 117	30	18	6	2	3	1	—	—	—	—	
561710	Exterminating & pest control services .....	284	1 475	6 117	30	18	6	2	3	1	—	—	—	—	
56172	Janitorial services .....	150	396	1 825	37	26	6	5	—	—	—	—	—	—	
561720	Janitorial services .....	150	396	1 825	37	26	6	5	—	—	—	—	—	—	
56173	Landscaping services .....	564	1 932	11 476	101	71	18	6	3	3	—	—	—	—	
561730	Landscaping services .....	564	1 932	11 476	101	71	18	6	3	3	—	—	—	—	
562	Waste management & remediation services .....	120	1 109	4 257	11	7	2	—	1	1	—	—	—	—	
<b>61</b>	<b>Educational services.....</b>	<b>634</b>	<b>3 010</b>	<b>12 707</b>	<b>33</b>	<b>13</b>	<b>6</b>	<b>4</b>	<b>6</b>	<b>2</b>	<b>2</b>	—	—	—	
611	Educational services .....	634	3 010	12 707	33	13	6	4	6	2	2	—	—	—	
6111	Elementary & secondary schools .....	473	2 187	9 204	16	1	2	4	6	2	1	—	—	—	
61111	Elementary & secondary schools .....	473	2 187	9 204	16	1	2	4	6	2	1	—	—	—	
611110	Elementary & secondary schools .....	473	2 187	9 204	16	1	2	4	6	2	1	—	—	—	
6115	Technical & trade schools .....	131	673	2 841	4	1	2	—	—	—	1	—	—	—	
61151	Technical & trade schools .....	131	673	2 841	4	1	2	—	—	—	1	—	—	—	
<b>62</b>	<b>Health care and social assistance.....</b>	<b>7 884</b>	<b>59 196</b>	<b>253 538</b>	<b>515</b>	<b>246</b>	<b>126</b>	<b>74</b>	<b>44</b>	<b>12</b>	<b>11</b>	—	<b>1</b>	<b>1</b>	
621	Ambulatory health care services .....	3 163	28 214	124 679	386	193	112	48	26	6	1	—	—	—	
6211	Offices of physicians .....	1 228	15 144	68 918	172	87	52	26	6	—	1	—	—	—	
62111	Offices of physicians .....	1 228	15 144	68 918	172	87	52	26	6	—	1	—	—	—	
621111	Offices of physicians (exc mental health) .....	1 224	15 064	68 519	167	82	52	26	6	—	1	—	—	—	
6212	Offices of dentists .....	430	3 360	15 391	51	13	26	10	1	1	—	—	—	—	
62121	Offices of dentists .....	430	3 360	15 391	51	13	26	10	1	1	—	—	—	—	
621210	Offices of dentists .....	430	3 360	15 391	51	13	26	10	1	1	—	—	—	—	
6213	Offices of other health practitioners .....	373	2 523	10 433	83	59	19	3	1	1	—	—	—	—	
62131	Offices of chiropractors .....	106	582	2 445	31	20	11	—	—	—	—	—	—	—	
621310	Offices of chiropractors .....	106	582	2 445	31	20	11	—	—	—	—	—	—	—	
62134	Offices of PT, OT, speech therapy & audiology .....	145	1 203	4 935	17	11	3	2	—	1	—	—	—	—	
621340	Offices of PT, OT, speech therapy & audiology .....	145	1 203	4 935	17	11	3	2	—	1	—	—	—	—	
6214	Outpatient care centers .....	497	3 386	14 699	28	9	5	6	3	—	—	—	—	—	
62149	Other outpatient care centers .....	423	2 978	12 624	24	9	3	5	4	3	—	—	—	—	
621493	Freestanding ambulatory surgery, emergency ctr .....	112	986	4 362	8	3	2	1	1	1	—	—	—	—	
621498	All other outpatient care centers .....	194	1 200	5 264	9	4	1	1	2	—	—	—	—	—	
6215	Medical & diagnostic laboratories .....	141	1 144	4 502	19	11	4	1	3	—	—	—	—	—	
62151	Medical & diagnostic laboratories .....	141	1 144	4 502	19	11	4	1	3	—	—	—	—	—	
621512	Diagnostic imaging centers .....	113	900	3 512	13	6	4	—	3	—	—	—	—	—	
6216	Home health care services .....	416	2 289	9 214	22	6	4	3	8	1	—	—	—	—	
62161	Home health care services .....	416	2 289	9 214	22	6	4	3	8	1	—	—	—	—	
621610	Home health care services .....	416	2 289	9 214	22	6	4	3	8	1	—	—	—	—	
622	Hospitals .....	(G)	(D)	(D)	4	1	—	—	—	—	1	—	1	1	
6221	General medical & surgical hospitals .....	(G)	(D)	(D)	3	1	—	—	—	—	—	—	1	1	
62211	General medical & surgical hospitals .....	(G)	(D)	(D)	3	1	—	—	—	—	—	—	1	1	
6222	Psychiatric & substance abuse hospitals .....	(C)	(D)	(D)	1	—	—	—	—	—	1	—	—	—	
62221	Psychiatric & substance abuse hospitals .....	(C)	(D)	(D)	1	—	—	—	—	—	1	—	—	—	
623	Nursing & residential care facilities .....	1 860	8 977	36 802	52	20	6	11	4	3	8	—	—	—	
6231	Nursing care facilities .....	995	5 163	23 466	9	2	—	1	—	1	5	—	—	—	
62311	Nursing care facilities .....	995	5 163	23 466	9	2	—	1	—	1	5	—	—	—	
623110	Nursing care facilities .....	995	5 163	23 466	9	2	—	1	—	1	5	—	—	—	
6232	Residential mental retardation, health facil .....	432	2 268	8 270	20	6	3	7	1	2	1	—	—	—	
62321	Residential mental retardation facilities .....	169	772	2 251	14	6	3	4	—	1	—	—	—	—	
623210	Residential mental retardation facilities .....	169	772	2 251	14	6	3	4	—	1	—	—	—	—	
62322	Residential mental health, subst abuse facil ..	263	1 496	6 019	6	—	—	3	1	1	1	—	—	—	
623220	Residential mental health, subst abuse facil .....	263	1 496	6 019	6	—	—	3	1	1	1	—	—	—	
6233	Community care facilities for the elderly .....	(E)	(D)	(D)	21	12	2	2	3	—	2	—	—	—	
62331	Community care facilities for the elderly .....	(E)	(D)	(D)	21	12	2	2	3	—	2	—	—	—	
623312	Homes for the elderly .....	322	1 061	3 078	18	11	2	2	1	—	2	—	—	—	
624	Social assistance .....	(F)	(D)	(D)	73	32	8	15	14	3	1	—	—	—	
6241	Individual & family services .....	(E)	(D)	(D)	23	10	1	3	5	3	1	—	—	—	
62411	Child & youth services .....	179	894	5 102	7	3	—	1	2	—	1	—	—	—	
624110	Child & youth services .....	179	894	5 102	7	3	—	1	2	—	1	—	—	—	
62412	Services for elderly & disabled persons .....	(C)	(D)	(D)	6	3	—	1	—	—	2	—	—	—	
62419	Other individual & family services .....	(C)	(D)	(D)	10	4	1	1	3	1	—	—	—	—	
6244	Child day care services .....	419	1 201	5 358	44	20	6	10	8	—	—	—	—	—	
62441	Child day care services .....	419	1 201	5 358	44	20	6	10	8	—	—	—	—	—	
624410	Child day care services .....	419	1 201	5 358	44	20	6	10	8	—	—	—	—	—	

See footnotes at end of table.

**Table 6. Counties—Employees, Payroll, and Establishments by Industry: 2003—Con.**

[Excludes most government employees, railroad employees, and self-employed persons. Size class 1 to 4 includes establishments with payroll, but no employees, during mid-March pay period. (D) denotes figures withheld to avoid disclosing data for individual companies; the data are included in broader industry totals. Detailed industries with 100 or more employees are shown if industry was not a (D). For explanation of terms, abbreviations, and data reliability/comparability, see introductory text]

NAICS code	Industry	Number of employees for week including March 12	Payroll (\$1,000)		Total number of establishments	Number of establishments by employment-size class								
			First quarter	Annual		1 to 4	5 to 9	10 to 19	20 to 49	50 to 99	100 to 249	250 to 499	500 to 999	1,000 or more
<b>ST. LUCIE—Con.</b>														
<b>71</b>	<b>Arts, entertainment &amp; recreation</b> .....	<b>733</b>	<b>3 052</b>	<b>11 286</b>	<b>45</b>	<b>26</b>	<b>5</b>	<b>7</b>	<b>3</b>	<b>1</b>	<b>3</b>	—	—	—
711	Performing arts, spectator sports & related industries .....	(C)	(D)	(D)	13	10	1	1	—	—	1	—	—	—
7112	Spectator sports .....	(C)	(D)	(D)	2	1	—	—	—	—	1	—	—	—
71121	Spectator sports .....	(C)	(D)	(D)	2	1	—	—	—	—	1	—	—	—
713	Amusement, gambling & recreation industries .....	(F)	(D)	(D)	30	16	2	6	3	1	2	—	—	—
7139	Other amusement & recreation industries .....	(F)	(D)	(D)	29	15	2	6	3	1	2	—	—	—
71391	Golf courses & country clubs .....	454	2 211	7 967	7	1	—	1	2	1	2	—	—	—
713910	Golf courses & country clubs .....	454	2 211	7 967	7	1	—	1	2	1	2	—	—	—
<b>72</b>	<b>Accommodation &amp; food services</b> .....	<b>4 791</b>	<b>12 852</b>	<b>52 059</b>	<b>272</b>	<b>104</b>	<b>47</b>	<b>40</b>	<b>56</b>	<b>22</b>	<b>2</b>	<b>1</b>	—	—
721	Accommodation .....	713	1 985	7 947	23	7	3	6	4	2	—	1	—	—
7211	Traveler accommodation .....	(F)	(D)	(D)	21	6	2	6	4	2	—	1	—	—
72111	Hotels (exc casino hotels) & motels .....	(F)	(D)	(D)	21	6	2	6	4	2	—	1	—	—
722	Food services & drinking places .....	4 078	10 867	44 112	249	97	44	34	52	20	2	—	—	—
7221	Full-service restaurants .....	2 237	6 118	23 460	116	42	26	13	17	17	1	—	—	—
72211	Full-service restaurants .....	2 237	6 118	23 460	116	42	26	13	17	17	1	—	—	—
722110	Full-service restaurants .....	2 237	6 118	23 460	116	42	26	13	17	17	1	—	—	—
7222	Limited-service eating places .....	1 662	4 206	18 298	106	37	12	20	34	2	1	—	—	—
72221	Limited-service eating places .....	1 662	4 206	18 298	106	37	12	20	34	2	1	—	—	—
722211	Limited-service restaurants .....	1 472	3 677	16 159	93	34	9	15	33	1	1	—	—	—
722212	Cafeterias .....	116	403	1 618	4	—	1	1	1	1	—	—	—	—
7223	Special food services .....	126	376	1 574	11	6	2	1	1	1	—	—	—	—
72231	Food service contractors .....	113	334	1 290	5	1	2	—	1	1	—	—	—	—
722310	Food service contractors .....	113	334	1 290	5	1	2	—	1	1	—	—	—	—
<b>81</b>	<b>Other services (except public administration)</b> .....	<b>2 513</b>	<b>10 573</b>	<b>44 035</b>	<b>458</b>	<b>315</b>	<b>86</b>	<b>38</b>	<b>15</b>	<b>2</b>	<b>2</b>	—	—	—
811	Repair & maintenance .....	617	3 613	15 302	159	117	27	13	2	—	—	—	—	—
8111	Automotive repair & maintenance .....	436	2 662	10 732	111	81	20	9	1	—	—	—	—	—
81111	Automotive mechanical & electrical R&M .....	210	1 445	5 592	66	50	13	3	—	—	—	—	—	—
811111	General automotive repair .....	151	1 045	4 324	49	38	9	2	—	—	—	—	—	—
811112	Automotive body, paint, interior & glass repair .....	100	681	2 973	24	16	5	3	—	—	—	—	—	—
811119	Other automotive R&M .....	126	536	2 167	21	15	2	3	1	—	—	—	—	—
812	Personal & laundry services .....	573	2 207	8 849	143	104	25	13	1	—	—	—	—	—
8121	Personal care services .....	296	1 027	4 066	82	59	17	6	—	—	—	—	—	—
81211	Hair, nail & skin care services .....	252	899	3 505	66	45	17	4	—	—	—	—	—	—
813	Religious, grantmaking, civic, prof & like organizations .....	1 323	4 753	19 884	156	94	34	12	12	2	2	—	—	—
8131	Religious organizations .....	651	2 235	9 628	81	46	21	4	9	—	1	—	—	—
81311	Religious organizations .....	651	2 235	9 628	81	46	21	4	9	—	1	—	—	—
813110	Religious organizations .....	651	2 235	9 628	81	46	21	4	9	—	1	—	—	—
8134	Civic & social organizations .....	155	464	1 826	16	9	5	1	—	1	—	—	—	—
81341	Civic & social organizations .....	155	464	1 826	16	9	5	1	—	1	—	—	—	—
813410	Civic & social organizations .....	155	464	1 826	16	9	5	1	—	1	—	—	—	—
8139	Business, labor, political, like organizations .....	443	1 745	7 139	49	33	6	6	2	1	1	—	—	—
81399	Oth similar organizations (exc business, prof, labor, pol) .....	385	1 533	6 232	38	26	5	3	2	1	1	—	—	—
813990	Oth similar organizations (exc business, prof, labor, pol) .....	385	1 533	6 232	38	26	5	3	2	1	1	—	—	—
<b>99</b>	<b>Unclassified establishments</b> .....	<b>(B)</b>	<b>(D)</b>	<b>(D)</b>	<b>20</b>	<b>19</b>	—	—	<b>1</b>	—	—	—	—	—
<b>SANTA ROSA</b>														
	<b>Total</b> .....	<b>21 189</b>	<b>111 991</b>	<b>489 781</b>	<b>2 171</b>	<b>1 308</b>	<b>408</b>	<b>244</b>	<b>144</b>	<b>40</b>	<b>20</b>	<b>5</b>	<b>2</b>	—
<b>11</b>	<b>Forestry, fishing, hunting, and agriculture support</b> .....	<b>87</b>	<b>830</b>	<b>2 666</b>	<b>17</b>	<b>9</b>	<b>4</b>	<b>4</b>	—	—	—	—	—	—
<b>21</b>	<b>Mining</b> .....	<b>85</b>	<b>1 143</b>	<b>4 659</b>	<b>4</b>	<b>1</b>	—	<b>2</b>	—	<b>1</b>	—	—	—	—
<b>22</b>	<b>Utilities</b> .....	<b>230</b>	<b>2 484</b>	<b>9 494</b>	<b>17</b>	<b>6</b>	<b>4</b>	<b>3</b>	<b>3</b>	<b>1</b>	—	—	—	—
221	Utilities .....	230	2 484	9 494	17	6	4	3	3	1	—	—	—	—
2211	Elec pwr generation, transmsn & distribution .....	125	1 714	6 133	6	2	—	1	2	1	—	—	—	—
22112	Electric pwr transmsn, control & distribution .....	(C)	(D)	(D)	3	—	—	—	2	1	—	—	—	—
2213	Water, sewage & other systems .....	105	770	3 361	11	4	4	2	1	—	—	—	—	—
22131	Water supply & irrigation systems .....	(C)	(D)	(D)	10	3	4	2	1	—	—	—	—	—
<b>23</b>	<b>Construction</b> .....	<b>2 265</b>	<b>13 301</b>	<b>71 849</b>	<b>342</b>	<b>230</b>	<b>51</b>	<b>38</b>	<b>16</b>	<b>5</b>	<b>2</b>	—	—	—
236	Construction of Buildings .....	718	5 964	38 003	99	74	11	7	4	2	1	—	—	—
2361	Residential Building Construction .....	544	4 972	33 275	87	68	9	6	2	1	1	—	—	—
23611	Residential Building Construction .....	544	4 972	33 275	87	68	9	6	2	1	1	—	—	—
236115	New Single-Family Housing Construction (except Operative Builders) .....	237	1 233	5 376	65	50	8	5	2	—	—	—	—	—
2362	Nonresidential Building Construction .....	174	992	4 728	12	6	2	1	2	1	—	—	—	—
23622	Commercial and Institutional Building Construction .....	174	992	4 728	12	6	2	1	2	1	—	—	—	—
236220	Commercial and Institutional Building Construction .....	174	992	4 728	12	6	2	1	2	1	—	—	—	—
237	Heavy and Civil Engineering Construction .....	156	850	4 094	28	21	2	4	1	—	—	—	—	—

See footnotes at end of table.

**Table 6. Counties—Employees, Payroll, and Establishments by Industry: 2003—Con.**

[Excludes most government employees, railroad employees, and self-employed persons. Size class 1 to 4 includes establishments with payroll, but no employees, during mid-March pay period. (D) denotes figures withheld to avoid disclosing data for individual companies; the data are included in broader industry totals. Detailed industries with 100 or more employees are shown if industry was not a (D). For explanation of terms, abbreviations, and data reliability/comparability, see introductory text]

NAICS code	Industry	Number of employees for week including March 12	Payroll (\$1,000)		Total number of establishments	Number of establishments by employment-size class									
			First quarter	Annual		1 to 4	5 to 9	10 to 19	20 to 49	50 to 99	100 to 249	250 to 499	500 to 999	1,000 or more	
<b>23</b>	<b>SANTA ROSA—Con.</b>														
	<b>Construction—Con.</b>														
238	Specialty Trade Contractors .....	1 391	6 487	29 752	215	135	38	27	11	3	1	-	-	-	-
2381	Foundation, Structure, and Building Exterior Contractors .....	298	1 212	5 408	57	39	7	6	5	-	-	-	-	-	-
23811	Poured Concrete Foundation and Structure Contractors .....	107	449	2 128	13	7	2	2	2	-	-	-	-	-	-
238110	Poured Concrete Foundation and Structure Contractors .....	107	449	2 128	13	7	2	2	2	-	-	-	-	-	-
23814	Masonry Contractors .....	136	477	1 975	26	17	3	4	2	-	-	-	-	-	-
238140	Masonry Contractors .....	136	477	1 975	26	17	3	4	2	-	-	-	-	-	-
2382	Building Equipment Contractors .....	698	3 086	14 871	76	42	15	10	6	2	1	-	-	-	-
23821	Electrical Contractors .....	224	1 095	5 769	29	14	8	3	4	-	-	-	-	-	-
238210	Electrical Contractors .....	224	1 095	5 769	29	14	8	3	4	-	-	-	-	-	-
23822	Plumbing, Heating, and Air-Conditioning Contractors .....	474	1 991	9 102	47	28	7	7	2	2	1	-	-	-	-
238220	Plumbing, Heating, and Air-Conditioning Contractors .....	474	1 991	9 102	47	28	7	7	2	2	1	-	-	-	-
2383	Building Finishing Contractors .....	152	854	3 533	44	31	9	4	-	-	-	-	-	-	-
2389	Other Specialty Trade Contractors .....	243	1 335	5 940	38	23	7	7	-	1	-	-	-	-	-
23899	All Other Specialty Trade Contractors .....	167	998	4 431	21	12	5	3	-	1	-	-	-	-	-
238990	All Other Specialty Trade Contractors .....	167	998	4 431	21	12	5	3	-	1	-	-	-	-	-
<b>31-33</b>	<b>Manufacturing .....</b>	<b>1 131</b>	<b>8 159</b>	<b>30 617</b>	<b>56</b>	<b>28</b>	<b>8</b>	<b>8</b>	<b>6</b>	<b>3</b>	<b>3</b>	-	-	-	-
325	Chemical mfg .....	260	3 542	13 361	3	-	-	-	1	1	1	-	-	-	-
3251	Basic chemical mfg .....	(C)	(D)	(D)	1	-	-	-	-	-	1	-	-	-	-
32519	Other basic organic chemical mfg .....	(C)	(D)	(D)	1	-	-	-	-	-	1	-	-	-	-
3252	Resin, syn rubber, artf & syn fibers, fil mfg .....	(C)	(D)	(D)	2	-	-	-	1	1	-	-	-	-	-
32522	Artificial & synthetic fibers, filaments mfg .....	(C)	(D)	(D)	2	-	-	-	1	1	-	-	-	-	-
326	Plastics & rubber products mfg .....	372	2 117	6 970	4	1	-	-	-	2	1	-	-	-	-
3261	Plastics product mfg .....	(C)	(D)	(D)	3	1	-	-	-	2	-	-	-	-	-
32619	Other plastics product mfg .....	(C)	(D)	(D)	2	-	-	-	-	2	-	-	-	-	-
3262	Rubber product mfg .....	(C)	(D)	(D)	1	-	-	-	-	-	1	-	-	-	-
32629	Other rubber product mfg .....	(C)	(D)	(D)	1	-	-	-	-	-	1	-	-	-	-
336	Transportation equipment mfg .....	158	639	2 566	6	4	-	-	1	-	1	-	-	-	-
3363	Motor vehicle parts mfg .....	(C)	(D)	(D)	1	-	-	-	-	-	1	-	-	-	-
33636	Motor vehicle seating & interior trim mfg .....	(C)	(D)	(D)	1	-	-	-	-	-	1	-	-	-	-
339	Miscellaneous mfg .....	117	509	2 211	15	10	1	3	1	-	-	-	-	-	-
<b>42</b>	<b>Wholesale trade .....</b>	<b>371</b>	<b>2 582</b>	<b>11 598</b>	<b>93</b>	<b>74</b>	<b>12</b>	<b>2</b>	<b>4</b>	<b>1</b>	-	-	-	-	-
423	Merchant Wholesalers, Durable Goods .....	211	1 416	6 439	42	31	7	1	2	1	-	-	-	-	-
424	Merchant Wholesalers, Nondurable Goods .....	114	900	3 954	38	32	4	1	1	-	-	-	-	-	-
<b>44-45</b>	<b>Retail trade .....</b>	<b>4 073</b>	<b>18 361</b>	<b>74 692</b>	<b>337</b>	<b>165</b>	<b>95</b>	<b>45</b>	<b>19</b>	<b>7</b>	<b>4</b>	<b>1</b>	<b>1</b>	-	-
441	Motor vehicle & parts dealers .....	431	2 727	11 461	49	20	16	7	6	-	-	-	-	-	-
4411	Automobile dealers .....	171	1 369	6 156	13	8	1	-	4	-	-	-	-	-	-
44111	New car dealers .....	163	1 298	5 810	5	-	1	-	4	-	-	-	-	-	-
441110	New car dealers .....	163	1 298	5 810	5	-	1	-	4	-	-	-	-	-	-
4413	Automotive parts, accessories & tire stores .....	217	1 074	4 078	29	7	14	7	1	-	-	-	-	-	-
44131	Automotive parts, accessories & tire stores .....	130	535	2 160	17	6	5	5	1	-	-	-	-	-	-
441310	Automotive parts, accessories & tire stores .....	130	535	2 160	17	6	5	5	1	-	-	-	-	-	-
444	Bldg material & garden equip & supp dealers .....	367	1 905	7 302	32	22	3	5	-	-	2	-	-	-	-
4441	Building material & supplies dealers .....	324	1 747	6 482	20	13	1	4	-	-	2	-	-	-	-
44411	Home centers .....	(C)	(D)	(D)	2	-	-	-	-	-	2	-	-	-	-
445	Food & beverage stores .....	663	2 649	10 953	27	14	2	3	1	5	2	-	-	-	-
4451	Grocery stores .....	655	2 626	10 801	22	9	2	3	1	5	2	-	-	-	-
44511	Grocery (except convenience) stores .....	623	2 552	10 428	15	4	1	2	1	5	2	-	-	-	-
445110	Grocery (except convenience) stores .....	623	2 552	10 428	15	4	1	2	1	5	2	-	-	-	-
446	Health & personal care stores .....	230	1 335	5 623	25	9	5	8	3	-	-	-	-	-	-
4461	Health & personal care stores .....	230	1 335	5 623	25	9	5	8	3	-	-	-	-	-	-
44611	Pharmacies & drug stores .....	209	1 251	5 252	17	1	5	8	3	-	-	-	-	-	-
446110	Pharmacies & drug stores .....	209	1 251	5 252	17	1	5	8	3	-	-	-	-	-	-
447	Gasoline stations .....	387	1 438	6 178	63	22	34	6	1	-	-	-	-	-	-
4471	Gasoline stations .....	387	1 438	6 178	63	22	34	6	1	-	-	-	-	-	-
44711	Gasoline stations with convenience stores .....	367	1 366	5 926	59	20	32	6	1	-	-	-	-	-	-
447110	Gasoline stations with convenience stores .....	367	1 366	5 926	59	20	32	6	1	-	-	-	-	-	-
448	Clothing & clothing accessories stores .....	167	409	2 143	21	12	5	2	2	-	-	-	-	-	-
4481	Clothing stores .....	142	343	1 828	15	9	2	2	2	-	-	-	-	-	-
44814	Family clothing stores .....	(C)	(D)	(D)	5	1	-	2	2	-	-	-	-	-	-
451	Sporting goods, hobby, book & music stores .....	119	429	1 823	18	10	3	5	-	-	-	-	-	-	-
4511	Sporting goods, hobby, musical instrument stores .....	111	413	1 738	13	5	3	5	-	-	-	-	-	-	-
452	General merchandise stores .....	1 189	5 589	21 733	17	5	7	1	1	1	-	1	1	-	-
4529	Other general merchandise stores .....	(G)	(D)	(D)	16	5	7	1	1	-	-	1	1	-	-
45291	Warehouse clubs & superstores .....	(F)	(D)	(D)	2	-	-	-	-	-	-	1	1	-	-
45299	All other general merchandise stores .....	(C)	(D)	(D)	14	5	7	1	1	-	-	-	-	-	-
453	Miscellaneous store retailers .....	310	755	2 954	45	27	9	5	3	1	-	-	-	-	-
4531	Florists .....	113	145	590	9	3	3	2	-	1	-	-	-	-	-
45311	Florists .....	113	145	590	9	3	3	2	-	1	-	-	-	-	-
453110	Florists .....	113	145	590	9	3	3	2	-	1	-	-	-	-	-
4532	Office supplies, stationery & gift stores .....	104	379	1 359	17	9	4	2	2	-	-	-	-	-	-
454	Nonstore retailers .....	118	766	2 973	16	10	3	1	2	-	-	-	-	-	-

See footnotes at end of table.

**Table 6. Counties—Employees, Payroll, and Establishments by Industry: 2003—Con.**

[Excludes most government employees, railroad employees, and self-employed persons. Size class 1 to 4 includes establishments with payroll, but no employees, during mid-March pay period. (D) denotes figures withheld to avoid disclosing data for individual companies; the data are included in broader industry totals. Detailed industries with 100 or more employees are shown if industry was not a (D). For explanation of terms, abbreviations, and data reliability/comparability, see introductory text]

NAICS code	Industry	Number of employees for week including March 12	Payroll (\$1,000)		Total number of establishments	Number of establishments by employment-size class									
			First quarter	Annual		1 to 4	5 to 9	10 to 19	20 to 49	50 to 99	100 to 249	250 to 499	500 to 999	1,000 or more	
<b>SANTA ROSA—Con.</b>															
<b>48-49</b>	<b>Transportation &amp; warehousing</b> .....	<b>905</b>	<b>6 596</b>	<b>29 199</b>	<b>49</b>	<b>35</b>	<b>2</b>	<b>4</b>	<b>5</b>	—	<b>3</b>	—	—	—	
484	Truck transportation .....	141	773	3 506	29	23	2	2	2	—	—	—	—	—	
485	Transit & ground passenger transportation .....	(C)	(D)	(D)	3	1	—	—	1	—	1	—	—	—	
4854	School & employee bus transportation .....	(C)	(D)	(D)	1	—	—	—	—	—	1	—	—	—	
48541	School & employee bus transportation .....	(C)	(D)	(D)	1	—	—	—	—	—	1	—	—	—	
488	Transportation support activities .....	(E)	(D)	(D)	7	5	—	—	—	—	2	—	—	—	
4881	Air transportation support activities .....	(E)	(D)	(D)	5	3	—	—	—	—	2	—	—	—	
48819	Other air transportation support activities .....	(E)	(D)	(D)	4	2	—	—	—	—	2	—	—	—	
<b>51</b>	<b>Information</b> .....	<b>414</b>	<b>2 726</b>	<b>12 268</b>	<b>29</b>	<b>17</b>	<b>2</b>	<b>4</b>	<b>5</b>	—	<b>1</b>	—	—	—	
517	Telecommunications .....	309	2 304	10 282	12	5	1	2	3	—	1	—	—	—	
5175	Cable and Other Program Distribution .....	(C)	(D)	(D)	2	—	—	—	1	—	1	—	—	—	
51751	Cable and Other Program Distribution .....	(C)	(D)	(D)	2	—	—	—	1	—	1	—	—	—	
<b>52</b>	<b>Finance &amp; insurance</b> .....	<b>743</b>	<b>5 900</b>	<b>24 247</b>	<b>118</b>	<b>71</b>	<b>31</b>	<b>11</b>	<b>3</b>	<b>2</b>	—	—	—	—	
522	Credit intermediation & related activities .....	574	4 394	17 085	65	30	23	8	2	2	—	—	—	—	
5221	Depository credit intermediation .....	494	3 532	13 041	39	9	20	6	2	2	—	—	—	—	
52211	Commercial banking .....	242	2 039	7 090	28	3	19	4	2	—	—	—	—	—	
522110	Commercial banking .....	242	2 039	7 090	28	3	19	4	2	—	—	—	—	—	
52212	Savings institutions .....	(C)	(D)	(D)	2	—	—	—	—	2	—	—	—	—	
524	Insurance carriers & related activities .....	149	1 326	6 296	35	23	8	3	1	—	—	—	—	—	
5242	Agencies & other insurance related activities .....	110	905	3 996	31	21	7	3	—	—	—	—	—	—	
52421	Insurance agencies & brokerages .....	103	847	3 674	28	18	7	3	—	—	—	—	—	—	
524210	Insurance agencies & brokerages .....	103	847	3 674	28	18	7	3	—	—	—	—	—	—	
<b>53</b>	<b>Real estate &amp; rental &amp; leasing</b> .....	<b>416</b>	<b>1 524</b>	<b>7 091</b>	<b>125</b>	<b>104</b>	<b>12</b>	<b>7</b>	<b>1</b>	<b>1</b>	—	—	—	—	
531	Real estate .....	223	929	4 409	102	91	8	2	1	—	—	—	—	—	
532	Rental & leasing services .....	193	595	2 682	23	13	4	5	—	1	—	—	—	—	
5322	Consumer goods rental .....	164	435	1 963	13	4	4	4	—	1	—	—	—	—	
53223	Video tape & disc rental .....	125	335	1 427	8	2	2	3	—	1	—	—	—	—	
532230	Video tape & disc rental .....	125	335	1 427	8	2	2	3	—	1	—	—	—	—	
<b>54</b>	<b>Professional, scientific &amp; technical services</b> .....	<b>840</b>	<b>6 693</b>	<b>32 777</b>	<b>210</b>	<b>158</b>	<b>28</b>	<b>18</b>	<b>6</b>	—	—	—	—	—	
541	Professional, scientific & technical services .....	840	6 693	32 777	210	158	28	18	6	—	—	—	—	—	
5411	Legal services .....	130	1 109	4 723	35	25	7	2	1	—	—	—	—	—	
54111	Offices of lawyers .....	117	1 027	4 367	30	21	6	2	1	—	—	—	—	—	
541110	Offices of lawyers .....	117	1 027	4 367	30	21	6	2	1	—	—	—	—	—	
5412	Accounting, tax prep, bookkeep, payroll services .....	112	419	1 745	27	20	5	1	1	—	—	—	—	—	
54121	Accounting, tax prep, bookkeep, payroll services .....	112	419	1 745	27	20	5	1	1	—	—	—	—	—	
5413	Architectural, engineering & related services .....	166	1 329	5 650	36	28	4	2	2	—	—	—	—	—	
54133	Engineering services .....	108	992	4 177	21	17	1	1	2	—	—	—	—	—	
541330	Engineering services .....	108	992	4 177	21	17	1	1	2	—	—	—	—	—	
5416	Management, sci & tech consulting services .....	125	1 725	11 276	40	34	3	2	1	—	—	—	—	—	
54161	Management consulting services .....	109	1 610	10 402	34	29	2	2	1	—	—	—	—	—	
5419	Oth professional, scientific, technical services .....	173	757	3 527	31	17	6	8	—	—	—	—	—	—	
54194	Veterinary services .....	135	579	2 628	13	2	3	8	—	—	—	—	—	—	
541940	Veterinary services .....	135	579	2 628	13	2	3	8	—	—	—	—	—	—	
<b>55</b>	<b>Management of companies &amp; enterprises</b> .....	<b>(A)</b>	<b>(D)</b>	<b>(D)</b>	<b>3</b>	<b>2</b>	<b>1</b>	—	—	—	—	—	—	—	
<b>56</b>	<b>Admin, support, waste mgt, remediation services</b> .....	<b>2 011</b>	<b>8 251</b>	<b>35 732</b>	<b>126</b>	<b>81</b>	<b>21</b>	<b>10</b>	<b>7</b>	<b>3</b>	<b>1</b>	<b>3</b>	—	—	
561	Administrative & support services .....	1 990	8 178	35 354	122	78	21	9	7	3	1	3	—	—	
5613	Employment services .....	920	3 500	13 863	9	3	1	—	2	1	—	2	—	—	
56132	Temporary help services .....	(F)	(D)	(D)	7	3	—	—	1	1	—	2	—	—	
5614	Business support services .....	138	198	895	8	5	2	—	—	—	1	—	—	—	
56142	Telephone call centers .....	(C)	(D)	(D)	1	—	—	—	—	—	1	—	—	—	
5615	Travel arrangement & reservation services .....	(E)	(D)	(D)	5	3	1	—	—	—	—	1	—	—	
56151	Travel agencies .....	(E)	(D)	(D)	5	3	1	—	—	—	—	1	—	—	
5617	Services to buildings & dwellings .....	527	1 783	8 124	86	58	16	6	5	1	—	—	—	—	
56172	Janitorial services .....	210	480	2 029	20	14	1	2	2	1	—	—	—	—	
561720	Janitorial services .....	210	480	2 029	20	14	1	2	2	1	—	—	—	—	
56173	Landscaping services .....	204	757	3 545	43	29	10	2	2	—	—	—	—	—	
561730	Landscaping services .....	204	757	3 545	43	29	10	2	2	—	—	—	—	—	
<b>61</b>	<b>Educational services</b> .....	<b>124</b>	<b>585</b>	<b>2 171</b>	<b>16</b>	<b>8</b>	<b>5</b>	<b>2</b>	<b>1</b>	—	—	—	—	—	
611	Educational services .....	124	585	2 171	16	8	5	2	1	—	—	—	—	—	
<b>62</b>	<b>Health care and social assistance</b> .....	<b>3 233</b>	<b>20 973</b>	<b>89 485</b>	<b>196</b>	<b>90</b>	<b>49</b>	<b>32</b>	<b>14</b>	<b>5</b>	<b>4</b>	<b>1</b>	<b>1</b>	—	
621	Ambulatory health care services .....	1 099	9 293	40 057	140	71	37	22	8	1	1	—	—	—	
6211	Offices of physicians .....	449	5 406	23 180	80	45	19	13	3	—	—	—	—	—	
62111	Offices of physicians .....	449	5 406	23 180	80	45	19	13	3	—	—	—	—	—	
621111	Offices of physicians (exc mental health) .....	437	5 300	22 763	75	40	19	13	3	—	—	—	—	—	
6212	Offices of dentists .....	190	1 567	7 463	23	4	13	4	2	—	—	—	—	—	
62121	Offices of dentists .....	190	1 567	7 463	23	4	13	4	2	—	—	—	—	—	
621210	Offices of dentists .....	190	1 567	7 463	23	4	13	4	2	—	—	—	—	—	
6213	Offices of other health practitioners .....	217	1 213	4 952	28	17	4	4	3	—	—	—	—	—	
6219	Other ambulatory health care services .....	(C)	(D)	(D)	2	—	—	—	—	1	1	—	—	—	
62199	All other ambulatory health care services .....	(C)	(D)	(D)	1	—	—	—	—	—	1	—	—	—	

See footnotes at end of table.

**Table 6. Counties—Employees, Payroll, and Establishments by Industry: 2003—Con.**

[Excludes most government employees, railroad employees, and self-employed persons. Size class 1 to 4 includes establishments with payroll, but no employees, during mid-March pay period. (D) denotes figures withheld to avoid disclosing data for individual companies; the data are included in broader industry totals. Detailed industries with 100 or more employees are shown if industry was not a (D). For explanation of terms, abbreviations, and data reliability/comparability, see introductory text]

NAICS code	Industry	Number of employees for week including March 12	Payroll (\$1,000)		Total number of establishments	Number of establishments by employment-size class								
			First quarter	Annual		1 to 4	5 to 9	10 to 19	20 to 49	50 to 99	100 to 249	250 to 499	500 to 999	1,000 or more
<b>SANTA ROSA—Con.</b>														
<b>62</b>	<b>Health care and social assistance—Con.</b>													
622	Hospitals .....	(G)	(D)	(D)	3	—	—	—	—	—	1	1	1	—
6221	General medical & surgical hospitals .....	(G)	(D)	(D)	3	—	—	—	—	—	1	1	1	—
62211	General medical & surgical hospitals .....	(G)	(D)	(D)	3	—	—	—	—	—	1	1	1	—
623	Nursing & residential care facilities .....	775	3 822	17 246	16	3	1	4	2	4	2	—	—	—
6231	Nursing care facilities .....	372	1 891	9 375	5	—	—	1	2	1	1	—	—	—
62311	Nursing care facilities .....	372	1 891	9 375	5	—	—	1	2	1	1	—	—	—
623110	Nursing care facilities .....	372	1 891	9 375	5	—	—	1	2	1	1	—	—	—
6233	Community care facilities for the elderly .....	(C)	(D)	(D)	3	—	—	2	—	1	—	—	—	—
62331	Community care facilities for the elderly .....	(C)	(D)	(D)	3	—	—	2	—	1	—	—	—	—
6239	Other residential care facilities .....	210	1 348	5 399	6	2	1	1	—	1	1	—	—	—
62399	Other residential care facilities .....	210	1 348	5 399	6	2	1	1	—	1	1	—	—	—
623990	Other residential care facilities .....	210	1 348	5 399	6	2	1	1	—	1	1	—	—	—
624	Social assistance .....	(E)	(D)	(D)	37	16	11	6	4	—	—	—	—	—
6241	Individual & family services .....	130	657	2 322	16	9	4	1	2	—	—	—	—	—
62419	Other individual & family services .....	112	580	2 076	11	5	3	1	2	—	—	—	—	—
624190	Other individual & family services .....	112	580	2 076	11	5	3	1	2	—	—	—	—	—
6244	Child day care services .....	(C)	(D)	(D)	18	5	6	5	2	—	—	—	—	—
62441	Child day care services .....	(C)	(D)	(D)	18	5	6	5	2	—	—	—	—	—
<b>71</b>	<b>Arts, entertainment &amp; recreation .....</b>	<b>318</b>	<b>795</b>	<b>3 153</b>	<b>36</b>	<b>18</b>	<b>8</b>	<b>6</b>	<b>3</b>	<b>1</b>	—	—	—	—
713	Amusement, gambling & recreation industries .....	(C)	(D)	(D)	25	10	7	5	2	1	—	—	—	—
7139	Other amusement & recreation industries .....	(C)	(D)	(D)	22	9	6	4	2	1	—	—	—	—
71391	Golf courses & country clubs .....	103	279	1 175	4	1	—	1	1	1	—	—	—	—
713910	Golf courses & country clubs .....	103	279	1 175	4	1	—	1	1	1	—	—	—	—
<b>72</b>	<b>Accommodation &amp; food services .....</b>	<b>2 669</b>	<b>6 021</b>	<b>26 527</b>	<b>157</b>	<b>49</b>	<b>23</b>	<b>32</b>	<b>44</b>	<b>7</b>	<b>2</b>	—	—	—
721	Accommodation .....	105	641	2 812	17	11	2	2	2	—	—	—	—	—
722	Food services & drinking places .....	2 564	5 380	23 715	140	38	21	30	42	7	2	—	—	—
7221	Full-service restaurants .....	933	2 038	9 300	49	16	6	7	15	4	1	—	—	—
72211	Full-service restaurants .....	933	2 038	9 300	49	16	6	7	15	4	1	—	—	—
722110	Full-service restaurants .....	933	2 038	9 300	49	16	6	7	15	4	1	—	—	—
7222	Limited-service eating places .....	1 419	2 889	12 519	77	12	14	21	27	3	—	—	—	—
72221	Limited-service eating places .....	1 419	2 889	12 519	77	12	14	21	27	3	—	—	—	—
722211	Limited-service eating places .....	1 346	2 717	11 727	69	8	11	21	26	3	—	—	—	—
7223	Special food services .....	(C)	(D)	(D)	9	7	1	—	—	—	1	—	—	—
72231	Food service contractors .....	(C)	(D)	(D)	5	3	1	—	—	—	1	—	—	—
<b>81</b>	<b>Other services (except public administration) .....</b>	<b>1 253</b>	<b>4 961</b>	<b>20 513</b>	<b>233</b>	<b>156</b>	<b>51</b>	<b>16</b>	<b>7</b>	<b>3</b>	—	—	—	—
811	Repair & maintenance .....	326	1 841	7 621	81	55	20	4	2	—	—	—	—	—
8111	Automotive repair & maintenance .....	252	1 514	6 228	55	35	14	4	2	—	—	—	—	—
81111	Automotive mechanical & electrical R&M .....	126	719	3 091	33	22	10	—	1	—	—	—	—	—
811111	General automotive repair .....	108	625	2 704	26	16	9	—	1	—	—	—	—	—
81112	Automotive body, paint, interior & glass repair .....	100	701	2 703	15	9	1	4	1	—	—	—	—	—
812	Personal & laundry services .....	213	765	3 194	58	43	10	5	—	—	—	—	—	—
8121	Personal care services .....	121	403	1 480	35	25	7	3	—	—	—	—	—	—
813	Religious, grantmaking, civic, prof & like organizations .....	714	2 355	9 698	94	58	21	7	5	3	—	—	—	—
8131	Religious organizations .....	668	2 185	9 017	77	42	20	7	5	3	—	—	—	—
81311	Religious organizations .....	668	2 185	9 017	77	42	20	7	5	3	—	—	—	—
813110	Religious organizations .....	668	2 185	9 017	77	42	20	7	5	3	—	—	—	—
<b>99</b>	<b>Unclassified establishments .....</b>	<b>(A)</b>	<b>(D)</b>	<b>(D)</b>	<b>7</b>	<b>6</b>	<b>1</b>	—	—	—	—	—	—	—
<b>SARASOTA</b>														
	<b>Total .....</b>	<b>134 178</b>	<b>957 947</b>	<b>3 996 760</b>	<b>12 114</b>	<b>7 574</b>	<b>2 049</b>	<b>1 237</b>	<b>772</b>	<b>286</b>	<b>159</b>	<b>26</b>	<b>6</b>	<b>5</b>
<b>11</b>	<b>Forestry, fishing, hunting, and agriculture support .....</b>	<b>(B)</b>	<b>(D)</b>	<b>(D)</b>	<b>16</b>	<b>12</b>	<b>3</b>	<b>1</b>	—	—	—	—	—	—
<b>21</b>	<b>Mining .....</b>	<b>72</b>	<b>660</b>	<b>2 861</b>	<b>7</b>	<b>3</b>	<b>2</b>	<b>1</b>	—	—	—	—	—	—
<b>22</b>	<b>Utilities .....</b>	<b>465</b>	<b>7 898</b>	<b>29 147</b>	<b>16</b>	<b>11</b>	<b>2</b>	—	<b>2</b>	—	—	<b>1</b>	—	—
221	Utilities .....	465	7 898	29 147	16	11	2	—	2	—	—	1	—	—
2211	Elec pwr generation, transmsn & distribution ...	(E)	(D)	(D)	2	1	—	—	—	—	—	1	—	—
22112	Electric pwr transmsn, control & distribution ..	(E)	(D)	(D)	1	—	—	—	—	—	—	1	—	—
<b>23</b>	<b>Construction .....</b>	<b>11 447</b>	<b>86 962</b>	<b>378 605</b>	<b>1 578</b>	<b>1 080</b>	<b>230</b>	<b>143</b>	<b>85</b>	<b>30</b>	<b>8</b>	<b>2</b>	—	—
236	Construction of Buildings .....	2 325	22 781	107 973	417	299	66	28	19	3	2	—	—	—
2361	Residential Building Construction .....	1 604	15 163	75 239	352	271	48	16	14	2	1	—	—	—
23611	Residential Building Construction .....	1 604	15 163	75 239	352	271	48	16	14	2	1	—	—	—
236115	New Single-Family Housing Construction (except Operative Builders) .....	873	7 179	35 588	216	164	34	10	7	1	—	—	—	—
236117	New Housing Operative Builders .....	371	5 611	28 714	22	12	2	4	1	1	—	—	—	—
236118	Residential Remodelers .....	262	1 686	8 129	103	92	7	2	2	—	—	—	—	—
2362	Nonresidential Building Construction .....	721	7 618	32 734	65	28	18	12	5	1	1	—	—	—
23622	Commercial and Institutional Building Construction .....	(F)	(D)	(D)	64	27	18	12	5	1	1	—	—	—

See footnotes at end of table.

**Table 6. Counties—Employees, Payroll, and Establishments by Industry: 2003—Con.**

[Excludes most government employees, railroad employees, and self-employed persons. Size class 1 to 4 includes establishments with payroll, but no employees, during mid-March pay period. (D) denotes figures withheld to avoid disclosing data for individual companies; the data are included in broader industry totals. Detailed industries with 100 or more employees are shown if industry was not a (D). For explanation of terms, abbreviations, and data reliability/comparability, see introductory text]

NAICS code	Industry	Number of employees for week including March 12	Payroll (\$1,000)		Total number of establishments	Number of establishments by employment-size class									
			First quarter	Annual		1 to 4	5 to 9	10 to 19	20 to 49	50 to 99	100 to 249	250 to 499	500 to 999	1,000 or more	
<b>SARASOTA—Con.</b>															
<b>23 Construction—Con.</b>															
237	Heavy and Civil Engineering Construction .....	1 552	12 230	40 960	87	44	15	11	10	4	2	1	—	—	
2371	Utility System Construction .....	269	2 028	6 518	23	9	6	3	4	1	—	—	—	—	
23711	Water and Sewer Line and Related Structures Construction .....	237	1 669	5 022	19	6	6	3	3	1	—	—	—	—	
237110	Water and Sewer Line and Related Structures Construction .....	237	1 669	5 022	19	6	6	3	3	1	—	—	—	—	
2372	Land Subdivision .....	208	1 557	6 778	38	28	4	3	2	1	—	—	—	—	
23721	Land Subdivision .....	208	1 557	6 778	38	28	4	3	2	1	—	—	—	—	
237210	Land Subdivision .....	208	1 557	6 778	38	28	4	3	2	1	—	—	—	—	
2373	Highway, Street, and Bridge Construction .....	996	8 125	25 438	15	1	2	4	3	2	1	—	—	—	
23731	Highway, Street, and Bridge Construction .....	996	8 125	25 438	15	1	2	4	3	2	1	—	—	—	
237310	Highway, Street, and Bridge Construction .....	996	8 125	25 438	15	1	2	4	3	2	1	—	—	—	
238	Specialty Trade Contractors .....	7 570	51 951	229 672	1 074	737	149	104	56	23	4	1	—	—	
2381	Foundation, Structure, and Building Exterior Contractors .....	2 508	16 564	74 704	294	190	42	36	18	6	1	1	—	—	
23811	Poured Concrete Foundation and Structure Contractors .....	790	5 161	22 253	75	41	16	11	6	—	—	1	—	—	
238110	Poured Concrete Foundation and Structure Contractors .....	790	5 161	22 253	75	41	16	11	6	—	—	1	—	—	
23813	Framing Contractors .....	187	996	4 415	55	45	4	4	2	—	—	—	—	—	
238130	Framing Contractors .....	187	996	4 415	55	45	4	4	2	—	—	—	—	—	
23814	Masonry Contractors .....	756	5 036	23 435	68	43	7	8	7	2	1	—	—	—	
238140	Masonry Contractors .....	756	5 036	23 435	68	43	7	8	7	2	1	—	—	—	
23815	Glass and Glazing Contractors .....	121	685	3 166	17	9	4	3	1	—	—	—	—	—	
238150	Glass and Glazing Contractors .....	121	685	3 166	17	9	4	3	1	—	—	—	—	—	
23816	Roofing Contractors .....	481	3 590	16 641	47	27	8	8	1	3	—	—	—	—	
238160	Roofing Contractors .....	481	3 590	16 641	47	27	8	8	1	3	—	—	—	—	
23817	Siding Contractors .....	147	944	4 184	23	17	3	1	1	1	—	—	—	—	
238170	Siding Contractors .....	147	944	4 184	23	17	3	1	1	1	—	—	—	—	
2382	Building Equipment Contractors .....	2 697	19 551	87 617	277	154	52	33	26	11	1	—	—	—	
23821	Electrical Contractors .....	1 096	7 498	32 993	110	59	21	16	9	5	—	—	—	—	
238210	Electrical Contractors .....	1 096	7 498	32 993	110	59	21	16	9	5	—	—	—	—	
23822	Plumbing, Heating, and Air-Conditioning Contractors .....	1 566	11 644	53 027	158	88	30	16	17	6	1	—	—	—	
238220	Plumbing, Heating, and Air-Conditioning Contractors .....	1 566	11 644	53 027	158	88	30	16	17	6	1	—	—	—	
2383	Building Finishing Contractors .....	1 725	11 666	48 837	363	290	37	22	7	5	2	—	—	—	
23831	Drywall and Insulation Contractors .....	507	3 961	16 091	54	33	11	5	2	2	1	—	—	—	
238310	Drywall and Insulation Contractors .....	507	3 961	16 091	54	33	11	5	2	2	1	—	—	—	
23832	Painting and Wall Covering Contractors .....	277	1 256	5 665	105	92	9	3	1	—	—	—	—	—	
238320	Painting and Wall Covering Contractors .....	277	1 256	5 665	105	92	9	3	1	—	—	—	—	—	
23834	Tile and Terrazzo Contractors .....	368	2 411	9 728	65	52	4	6	1	2	—	—	—	—	
238340	Tile and Terrazzo Contractors .....	368	2 411	9 728	65	52	4	6	1	2	—	—	—	—	
23835	Finish Carpentry Contractors .....	357	2 299	9 964	96	78	9	5	3	1	—	—	—	—	
238350	Finish Carpentry Contractors .....	357	2 299	9 964	96	78	9	5	3	1	—	—	—	—	
23839	Other Building Finishing Contractors .....	152	1 238	5 328	14	10	1	2	—	—	—	—	—	—	
238390	Other Building Finishing Contractors .....	152	1 238	5 328	14	10	1	2	—	—	—	—	—	—	
2389	Other Specialty Trade Contractors .....	640	4 170	18 514	140	103	18	13	5	1	—	—	—	—	
23891	Site Preparation Contractors .....	279	1 946	8 550	48	34	5	5	3	1	—	—	—	—	
238910	Site Preparation Contractors .....	279	1 946	8 550	48	34	5	5	3	1	—	—	—	—	
23899	All Other Specialty Trade Contractors .....	361	2 224	9 964	92	69	13	8	2	—	—	—	—	—	
238990	All Other Specialty Trade Contractors .....	361	2 224	9 964	92	69	13	8	2	—	—	—	—	—	
<b>31-33</b>	<b>Manufacturing .....</b>	<b>7 643</b>	<b>64 865</b>	<b>276 149</b>	<b>369</b>	<b>192</b>	<b>54</b>	<b>56</b>	<b>36</b>	<b>17</b>	<b>11</b>	<b>2</b>	<b>—</b>	<b>1</b>	
314	Textile product mills .....	106	593	2 327	27	20	4	2	1	—	—	—	—	—	
321	Wood product mfg .....	498	4 049	17 780	14	8	1	2	—	1	1	—	—	—	
3212	Veneer, plywood & engineered wood product mfg .....	437	3 690	16 245	3	—	—	—	1	—	1	—	—	—	
32121	Veneer, plywood & engineered wood product mfg .....	437	3 690	16 245	3	—	—	—	1	—	1	—	—	—	
321214	Truss mfg .....	437	3 690	16 245	3	—	—	—	—	—	1	—	—	—	
323	Printing & related support activities .....	356	2 877	11 790	46	31	7	3	4	1	—	—	—	—	
3231	Printing & related support activities .....	356	2 877	11 790	46	31	7	3	4	1	—	—	—	—	
32311	Printing .....	341	2 786	11 446	40	26	6	3	4	1	—	—	—	—	
323110	Commercial lithographic printing .....	200	1 651	6 744	10	5	1	—	3	1	—	—	—	—	
325	Chemical mfg .....	127	1 351	5 520	14	8	1	4	—	1	—	—	—	—	
326	Plastics & rubber products mfg .....	410	3 131	12 630	16	4	3	6	1	1	1	—	—	—	
3261	Plastics product mfg .....	410	3 131	12 630	16	4	3	6	1	1	1	—	—	—	
32619	Other plastics product mfg .....	294	1 539	6 581	12	3	2	5	1	—	1	—	—	—	
327	Nonmetallic mineral product mfg .....	596	4 523	18 538	29	5	3	11	6	4	—	—	—	—	
3273	Cement & concrete product mfg .....	432	3 565	14 207	18	2	1	7	5	3	—	—	—	—	
32732	Ready-mix concrete mfg .....	150	1 349	5 892	9	—	—	7	2	—	—	—	—	—	
327320	Ready-mix concrete mfg .....	150	1 349	5 892	9	—	—	7	2	—	—	—	—	—	
32733	Concrete pipe, brick & block mfg .....	116	1 058	4 304	5	1	1	—	2	1	—	—	—	—	
32739	Other concrete product mfg .....	166	1 158	4 011	4	1	—	—	1	2	—	—	—	—	
327390	Other concrete product mfg .....	166	1 158	4 011	4	1	—	—	1	2	—	—	—	—	
332	Fabricated metal product mfg .....	2 361	20 342	90 216	44	24	2	8	5	3	—	1	—	1	
3323	Architectural & structural metals mfg .....	1 720	15 076	66 218	18	10	—	4	1	2	—	—	—	1	
33232	Ornamental & architectural metal prod mfg .....	(G)	(D)	(D)	16	9	—	3	1	2	—	—	—	1	
332321	Metal window & door mfg .....	1 653	14 694	64 597	8	4	—	—	1	2	—	—	—	1	
3327	Mach shops, turn prod, screw, nut, bolt mfg .....	126	883	3 480	14	8	2	1	3	—	—	—	—	—	
3329	Other fabricated metal product mfg .....	(E)	(D)	(D)	5	3	—	—	1	—	—	—	1	—	
33291	Metal valve mfg .....	(E)	(D)	(D)	2	—	—	—	1	—	—	—	1	—	
333	Machinery mfg .....	437	4 508	17 729	29	12	9	2	4	1	1	—	—	—	
3339	Other general purpose machinery mfg .....	274	2 990	11 016	8	2	2	1	1	1	1	—	—	—	
33399	All other general purpose machinery mfg .....	234	2 716	9 700	5	1	2	—	—	1	1	—	—	—	

See footnotes at end of table.

**Table 6. Counties—Employees, Payroll, and Establishments by Industry: 2003—Con.**

[Excludes most government employees, railroad employees, and self-employed persons. Size class 1 to 4 includes establishments with payroll, but no employees, during mid-March pay period. (D) denotes figures withheld to avoid disclosing data for individual companies; the data are included in broader industry totals. Detailed industries with 100 or more employees are shown if industry was not a (D). For explanation of terms, abbreviations, and data reliability/comparability, see introductory text]

NAICS code	Industry	Number of employees for week including March 12	Payroll (\$1,000)		Total number of establishments	Number of establishments by employment-size class								
			First quarter	Annual		1 to 4	5 to 9	10 to 19	20 to 49	50 to 99	100 to 249	250 to 499	500 to 999	1,000 or more
<b>SARASOTA—Con.</b>														
<b>31-33 Manufacturing—Con.</b>														
334	Computer & electronic product mfg . . . . .	807	9 932	41 235	20	10	1	1	2	2	4	-	-	-
3343	Audio & video equipment mfg . . . . .	(C)	(D)	(D)	3	1	-	-	-	1	1	-	-	-
33431	Audio & video equipment mfg . . . . .	(C)	(D)	(D)	3	1	-	-	-	1	1	-	-	-
3344	Semiconductor & oth electronic component mfg . . . . .	(C)	(D)	(D)	2	1	-	-	-	-	1	-	-	-
33441	Semiconductor & oth electronic component mfg . . . . .	(C)	(D)	(D)	2	1	-	-	-	-	1	-	-	-
3345	Nav, measuring, medical, control instruments mfg . . . . .	360	5 146	21 375	10	6	-	-	1	1	2	-	-	-
33451	Nav, measuring, medical, control instruments mfg . . . . .	360	5 146	21 375	10	6	-	-	1	1	2	-	-	-
335	Electrical equip, appliance & component mfg . . . . .	201	2 050	8 286	6	4	-	1	-	-	1	-	-	-
3353	Electrical equipment mfg . . . . .	(C)	(D)	(D)	4	3	-	-	-	-	1	-	-	-
33531	Electrical equipment mfg . . . . .	(C)	(D)	(D)	4	3	-	-	-	-	1	-	-	-
336	Transportation equipment mfg . . . . .	180	1 418	6 164	10	6	1	-	2	1	-	-	-	-
337	Furniture & related product mfg . . . . .	910	6 106	26 751	43	21	8	8	3	-	3	-	-	-
3371	HH & institutional furniture & kitchen cabinet mfg . . . . .	736	4 872	21 739	37	18	8	6	3	-	2	-	-	-
33711	Wood kitchen cabinet & countertop mfg . . . . .	161	1 252	5 241	20	11	3	4	2	-	-	-	-	-
337110	Wood kitchen cabinet & countertop mfg . . . . .	161	1 252	5 241	20	11	3	4	2	-	-	-	-	-
33712	Household & institutional furniture mfg . . . . .	575	3 620	16 498	17	7	5	2	1	-	2	-	-	-
3379	Other furniture related product mfg . . . . .	(C)	(D)	(D)	5	3	-	1	-	-	1	-	-	-
33792	Blind & shade mfg . . . . .	(C)	(D)	(D)	3	1	-	1	-	-	1	-	-	-
339	Miscellaneous mfg . . . . .	471	3 231	13 994	43	25	6	4	5	3	-	-	-	-
3391	Medical equipment & supplies mfg . . . . .	140	1 263	5 352	17	9	3	3	2	-	-	-	-	-
33911	Medical equipment & supplies mfg . . . . .	140	1 263	5 352	17	9	3	3	2	-	-	-	-	-
3399	Other miscellaneous mfg . . . . .	331	1 968	8 642	26	16	3	1	3	3	-	-	-	-
33995	Sign mfg . . . . .	105	699	3 232	8	5	1	-	1	1	-	-	-	-
339950	Sign mfg . . . . .	105	699	3 232	8	5	1	-	1	1	-	-	-	-
33999	All other misc mfg . . . . .	163	939	3 859	6	2	1	-	1	2	-	-	-	-
<b>42</b>	<b>Wholesale trade . . . . .</b>	<b>3 795</b>	<b>33 129</b>	<b>135 988</b>	<b>583</b>	<b>383</b>	<b>96</b>	<b>64</b>	<b>33</b>	<b>5</b>	<b>2</b>	-	-	-
423	Merchant Wholesalers, Durable Goods . . . . .	2 399	22 652	91 541	341	201	67	44	25	4	-	-	-	-
4231	Motor Vehicle and Motor Vehicle Parts and Supplies Merchant Wholesalers . . . . .	110	886	3 462	22	15	3	3	1	-	-	-	-	-
4232	Furniture and Home Furnishing Merchant Wholesalers . . . . .	193	1 453	6 257	28	13	10	3	2	-	-	-	-	-
42322	Home Furnishing Merchant Wholesalers . . . . .	127	778	3 402	16	6	6	3	1	-	-	-	-	-
423220	Home Furnishing Merchant Wholesalers . . . . .	127	778	3 402	16	6	6	3	1	-	-	-	-	-
4233	Lumber and Other Construction Materials Merchant Wholesalers . . . . .	393	4 125	16 088	31	15	4	7	3	2	-	-	-	-
42331	Lumber, Plywood, Millwork, and Wood Panel Merchant Wholesalers . . . . .	187	2 261	8 425	14	7	1	4	1	1	-	-	-	-
423310	Lumber, Plywood, Millwork, and Wood Panel Merchant Wholesalers . . . . .	187	2 261	8 425	14	7	1	4	1	1	-	-	-	-
42339	Other Construction Material Merchant Wholesalers . . . . .	124	839	3 779	9	5	1	1	1	1	-	-	-	-
423390	Other Construction Material Merchant Wholesalers . . . . .	124	839	3 779	9	5	1	1	1	1	-	-	-	-
4234	Professional and Commercial Equipment and Supplies Merchant Wholesalers . . . . .	300	2 620	11 670	55	34	12	5	4	-	-	-	-	-
42342	Office Equipment Merchant Wholesalers . . . . .	120	1 035	4 469	12	5	1	4	2	-	-	-	-	-
423420	Office Equipment Merchant Wholesalers . . . . .	120	1 035	4 469	12	5	1	4	2	-	-	-	-	-
4236	Electrical and Electronic Goods Merchant Wholesalers . . . . .	351	4 074	14 703	47	23	14	5	5	-	-	-	-	-
42361	Electrical Apparatus and Equipment, Wiring Supplies, and Related Equipme . . . . .	206	2 129	7 592	20	7	7	2	4	-	-	-	-	-
423610	Electrical Apparatus and Equipment, Wiring Supplies, and Related Equipme . . . . .	206	2 129	7 592	20	7	7	2	4	-	-	-	-	-
42369	Other Electronic Parts and Equipment Merchant Wholesalers . . . . .	(C)	(D)	(D)	25	15	6	3	1	-	-	-	-	-
4237	Hardware, and Plumbing and Heating Equipment and Supplies Merchant Whole . . . . .	298	3 169	11 980	31	14	6	7	4	-	-	-	-	-
42373	Warm Air Heating and Air-Conditioning Equipment and Supplies Merchant Wh . . . . .	111	1 332	5 704	11	5	2	2	2	-	-	-	-	-
423730	Warm Air Heating and Air-Conditioning Equipment and Supplies Merchant Wh . . . . .	111	1 332	5 704	11	5	2	2	2	-	-	-	-	-
4238	Machinery, Equipment, and Supplies Merchant Wholesalers . . . . .	390	3 422	14 860	61	41	12	3	4	1	-	-	-	-
42382	Farm and Garden Machinery and Equipment Merchant Wholesalers . . . . .	112	1 129	4 870	8	3	4	-	-	1	-	-	-	-
423820	Farm and Garden Machinery and Equipment Merchant Wholesalers . . . . .	112	1 129	4 870	8	3	4	-	-	1	-	-	-	-
42383	Industrial Machinery and Equipment Merchant Wholesalers . . . . .	188	1 609	6 878	23	13	3	3	4	-	-	-	-	-
423830	Industrial Machinery and Equipment Merchant Wholesalers . . . . .	188	1 609	6 878	23	13	3	3	4	-	-	-	-	-
4239	Miscellaneous Durable Goods Merchant Wholesalers . . . . .	288	2 155	9 525	52	36	4	10	1	1	-	-	-	-

See footnotes at end of table.



**Table 6. Counties—Employees, Payroll, and Establishments by Industry: 2003—Con.**

[Excludes most government employees, railroad employees, and self-employed persons. Size class 1 to 4 includes establishments with payroll, but no employees, during mid-March pay period. (D) denotes figures withheld to avoid disclosing data for individual companies; the data are included in broader industry totals. Detailed industries with 100 or more employees are shown if industry was not a (D). For explanation of terms, abbreviations, and data reliability/comparability, see introductory text]

NAICS code	Industry	Number of employees for week including March 12	Payroll (\$1,000)		Total number of establishments	Number of establishments by employment-size class																					
			First quarter	Annual		1 to 4	5 to 9	10 to 19	20 to 49	50 to 99	100 to 249	250 to 499	500 to 999	1,000 or more													
<b>SARASOTA—Con.</b>																											
<b>42 Wholesale trade—Con.</b>																											
424	Merchant Wholesalers, Nondurable Goods . . . . .	1 264	9 360	40 482	177	120	27	20	7	1	2	—	—	—	—	—	—										
4243	Apparel, Piece Goods, and Notions Merchant Wholesalers . . . . .	100	543	2 270	27	21	2	4	—	—	—	—	—	—	—	—	—										
4244	Grocery and Related Product Wholesalers . . . . .	504	4 011	17 056	35	18	7	5	3	1	1	—	—	—	—	—	—										
42449	Other Grocery and Related Products Merchant Wholesalers . . . . .	333	2 169	9 295	19	11	4	2	—	1	1	—	—	—	—	—	—										
424490	Other Grocery and Related Products Merchant Wholesalers . . . . .	333	2 169	9 295	19	11	4	2	—	1	1	—	—	—	—	—	—										
4248	Beer, Wine, and Distilled Alcoholic Beverage Merchant Wholesalers . . . . .	151	1 420	6 392	9	7	—	1	—	—	1	—	—	—	—	—	—										
42481	Beer and Ale Merchant Wholesalers . . . . .	(C)	(D)	(D)	3	2	—	—	—	—	1	—	—	—	—	—	—										
4249	Miscellaneous Nondurable Goods Merchant Wholesalers . . . . .	261	1 724	7 498	53	40	8	2	3	—	—	—	—	—	—	—	—										
42499	Other Miscellaneous Nondurable Goods Merchant Wholesalers . . . . .	140	675	3 139	26	17	6	1	2	—	—	—	—	—	—	—	—										
424990	Other Miscellaneous Nondurable Goods Merchant Wholesalers . . . . .	140	675	3 139	26	17	6	1	2	—	—	—	—	—	—	—	—										
425	Wholesale Electronic Markets and Agents and Brokers . . . . .	132	1 117	3 965	65	62	2	—	1	—	—	—	—	—	—	—	—										
4251	Wholesale Electronic Markets and Agents and Brokers . . . . .	132	1 117	3 965	65	62	2	—	1	—	—	—	—	—	—	—	—										
42512	Wholesale Trade Agents and Brokers . . . . .	(C)	(D)	(D)	63	60	2	—	1	—	—	—	—	—	—	—	—										
<b>44-45 Retail trade</b>														<b>21 758</b>	<b>117 371</b>	<b>485 103</b>	<b>1 739</b>	<b>901</b>	<b>412</b>	<b>223</b>	<b>103</b>	<b>56</b>	<b>38</b>	<b>6</b>	—	—	—
441	Motor vehicle & parts dealers . . . . .	3 073	29 795	133 557	164	74	35	22	14	13	5	1	—	—	—	—	—										
4411	Automobile dealers . . . . .	2 190	24 340	108 724	63	33	4	—	8	13	4	1	—	—	—	—	—										
44111	New car dealers . . . . .	2 111	23 798	106 108	34	8	1	—	7	13	4	1	—	—	—	—	—										
441110	New car dealers . . . . .	2 111	23 798	106 108	34	8	1	—	7	13	4	1	—	—	—	—	—										
4412	Other motor vehicle dealers . . . . .	427	2 550	12 270	45	22	11	8	3	—	1	—	—	—	—	—	—										
44121	Recreational vehicle dealers . . . . .	179	1 159	5 437	6	3	1	—	1	—	1	—	—	—	—	—	—										
441210	Recreational vehicle dealers . . . . .	179	1 159	5 437	6	3	1	—	1	—	1	—	—	—	—	—	—										
44122	Motorcycle & boat & other MV dealers . . . . .	248	1 391	6 833	39	19	10	8	2	—	—	—	—	—	—	—	—										
441222	Boat dealers . . . . .	126	531	2 802	26	14	6	6	—	—	—	—	—	—	—	—	—										
4413	Automotive parts, accessories & tire stores . . . . .	456	2 905	12 563	56	19	20	14	3	—	—	—	—	—	—	—	—										
44131	Automotive parts, accessories & tire stores . . . . .	215	1 075	4 756	32	15	9	7	1	—	—	—	—	—	—	—	—										
441310	Automotive parts, accessories & tire stores . . . . .	215	1 075	4 756	32	15	9	7	1	—	—	—	—	—	—	—	—										
44132	Tire dealers . . . . .	241	1 830	7 807	24	4	11	7	2	—	—	—	—	—	—	—	—										
441320	Tire dealers . . . . .	241	1 830	7 807	24	4	11	7	2	—	—	—	—	—	—	—	—										
442	Furniture & home furnishing stores . . . . .	1 146	7 659	31 572	158	98	35	11	10	3	1	—	—	—	—	—	—										
4421	Furniture stores . . . . .	551	4 607	17 714	72	43	17	6	4	1	1	—	—	—	—	—	—										
44211	Furniture stores . . . . .	551	4 607	17 714	72	43	17	6	4	1	1	—	—	—	—	—	—										
442110	Furniture stores . . . . .	551	4 607	17 714	72	43	17	6	4	1	1	—	—	—	—	—	—										
4422	Home furnishings stores . . . . .	595	3 052	13 858	86	55	18	5	6	2	—	—	—	—	—	—	—										
44221	Floor covering stores . . . . .	144	954	4 729	32	23	6	2	1	—	—	—	—	—	—	—	—										
442210	Floor covering stores . . . . .	144	954	4 729	32	23	6	2	1	—	—	—	—	—	—	—	—										
44229	Other home furnishings stores . . . . .	451	2 098	9 129	54	32	12	3	5	2	—	—	—	—	—	—	—										
442299	All other home furnishings stores . . . . .	442	2 038	8 877	47	25	12	3	5	2	—	—	—	—	—	—	—										
443	Electronics & appliance stores . . . . .	532	3 184	12 791	64	34	20	6	2	1	1	—	—	—	—	—	—										
4431	Electronics & appliance stores . . . . .	532	3 184	12 791	64	34	20	6	2	1	1	—	—	—	—	—	—										
44311	Appliance, TV & all other electronics stores . . . . .	407	2 545	10 318	41	22	12	4	1	1	1	—	—	—	—	—	—										
443112	Radio, television & other electronics stores . . . . .	309	1 781	7 145	25	14	7	1	1	1	1	—	—	—	—	—	—										
444	Bldg material & garden equip & supp dealers . . . . .	1 491	8 852	36 394	133	71	28	22	8	2	1	1	—	—	—	—	—										
4441	Building material & supplies dealers . . . . .	1 336	8 138	33 368	112	62	21	18	7	2	1	1	—	—	—	—	—										
44411	Home centers . . . . .	(F)	(D)	(D)	6	1	1	1	—	1	1	1	—	—	—	—	—										
44413	Hardware stores . . . . .	212	939	3 975	22	8	3	9	2	—	—	—	—	—	—	—	—										
444130	Hardware stores . . . . .	212	939	3 975	22	8	3	9	2	—	—	—	—	—	—	—	—										
44419	Other building material dealers . . . . .	424	3 111	14 402	66	40	14	6	5	1	—	—	—	—	—	—	—										
444190	Other building material dealers . . . . .	424	3 111	14 402	66	40	14	6	5	1	—	—	—	—	—	—	—										
4442	Lawn & garden equip & supplies stores . . . . .	155	714	3 026	21	9	7	4	1	—	—	—	—	—	—	—	—										
44422	Nursery & garden centers . . . . .	128	575	2 235	16	8	3	4	1	—	—	—	—	—	—	—	—										
444220	Nursery & garden centers . . . . .	128	575	2 235	16	8	3	4	1	—	—	—	—	—	—	—	—										
445	Food & beverage stores . . . . .	5 248	21 921	84 746	176	78	35	20	6	16	20	1	—	—	—	—	—										
4451	Grocery stores . . . . .	4 816	20 295	78 362	104	40	13	11	4	15	20	1	—	—	—	—	—										
44511	Grocery (except convenience) stores . . . . .	4 582	19 535	75 384	60	14	4	2	4	15	20	1	—	—	—	—	—										
445110	Grocery (except convenience) stores . . . . .	4 582	19 535	75 384	60	14	4	2	4	15	20	1	—	—	—	—	—										
44512	Convenience stores . . . . .	234	760	2 978	44	26	9	9	—	—	—	—	—	—	—	—	—										
445120	Convenience stores . . . . .	234	760	2 978	44	26	9	9	—	—	—	—	—	—	—	—	—										
4452	Specialty food stores . . . . .	196	834	3 146	37	23	8	5	1	—	—	—	—	—	—	—	—										
4453	Beer, wine & liquor stores . . . . .	236	792	3 238	35	15	14	4	1	1	—	—	—	—	—	—	—										
44531	Beer, wine & liquor stores . . . . .	236	792	3 238	35	15	14	4	1	1	—	—	—	—	—	—	—										
445310	Beer, wine & liquor stores . . . . .	236	792	3 238	35	15	14	4	1	1	—	—	—	—	—	—	—										
446	Health & personal care stores . . . . .	1 575	9 844	40 586	161	86	26	23	20	6	—	—	—	—	—	—	—										
4461	Health & personal care stores . . . . .	1 575	9 844	40 586	161	86	26	23	20	6	—	—	—	—	—	—	—										
44611	Pharmacies & drug stores . . . . .	1 010	6 398	26 295	55	12	5	18	16	4	—	—	—	—	—	—	—										
446110	Pharmacies & drug stores . . . . .	1 010	6 398	26 295	55	12	5	18	16	4	—	—	—	—	—	—	—										
44612	Cosmetics, beauty supplies & perfume stores . . . . .	130	417	1 926	20	14	4	—	1	1	—	—	—	—	—	—	—										
446120	Cosmetics, beauty supplies & perfume stores . . . . .	130	417	1 926	20	14	4	—	1	1	—	—	—	—	—	—	—										
44613	Optical goods stores . . . . .	160	839	3 343	37	24	10	2	1	—	—	—	—	—	—	—	—										
446130	Optical goods stores . . . . .	160	839	3 343	37	24	10	2	1	—	—	—	—	—	—	—	—										
44619	Other health & personal care stores . . . . .	275	2 190	9 022	49	36	7	3	2	1	—	—	—	—	—	—	—										
446191	Food (health) supplement stores . . . . .	163	613	2 676	24	16	5	1	1	1	—	—	—	—	—	—	—										
446199	All other health & personal care stores . . . . .	112	1 577	6 346	25	20	2	2	1	—	—	—	—	—	—	—	—										

See footnotes at end of table.

**Table 6. Counties—Employees, Payroll, and Establishments by Industry: 2003—Con.**

[Excludes most government employees, railroad employees, and self-employed persons. Size class 1 to 4 includes establishments with payroll, but no employees, during mid-March pay period. (D) denotes figures withheld to avoid disclosing data for individual companies; the data are included in broader industry totals. Detailed industries with 100 or more employees are shown if industry was not a (D). For explanation of terms, abbreviations, and data reliability/comparability, see introductory text]

NAICS code	Industry	Number of employees for week including March 12	Payroll (\$1,000)		Total number of establishments	Number of establishments by employment-size class								
			First quarter	Annual		1 to 4	5 to 9	10 to 19	20 to 49	50 to 99	100 to 249	250 to 499	500 to 999	1,000 or more
<b>SARASOTA—Con.</b>														
<b>44-45 Retail trade—Con.</b>														
447	Gasoline stations .....	746	3 174	13 476	121	58	37	22	4	—	—	—	—	—
4471	Gasoline stations .....	746	3 174	13 476	121	58	37	22	4	—	—	—	—	—
44711	Gasoline stations with convenience stores .....	635	2 537	10 840	98	41	34	21	2	—	—	—	—	—
447110	Gasoline stations with convenience stores .....	635	2 537	10 840	98	41	34	21	2	—	—	—	—	—
44719	Other gasoline stations .....	111	637	2 636	23	17	3	1	2	—	—	—	—	—
447190	Other gasoline stations .....	111	637	2 636	23	17	3	1	2	—	—	—	—	—
448	Clothing & clothing accessories stores .....	2 513	9 131	36 962	279	126	91	38	14	9	1	—	—	—
4481	Clothing stores .....	2 073	6 986	28 347	176	65	55	33	13	9	1	—	—	—
44812	Women's clothing stores .....	556	2 367	9 153	75	31	27	13	3	1	—	—	—	—
448120	Women's clothing stores .....	556	2 367	9 153	75	31	27	13	3	1	—	—	—	—
44814	Family clothing stores .....	1 083	3 130	12 768	46	7	12	7	7	7	1	—	—	—
448140	Family clothing stores .....	1 083	3 130	12 768	46	7	12	7	7	7	1	—	—	—
44819	Other clothing stores .....	266	828	3 761	24	12	6	2	3	1	—	—	—	—
448190	Other clothing stores .....	266	828	3 761	24	12	6	2	3	1	—	—	—	—
4482	Shoe stores .....	217	743	2 994	36	15	17	3	1	—	—	—	—	—
44821	Shoe stores .....	217	743	2 994	36	15	17	3	1	—	—	—	—	—
448210	Shoe stores .....	217	743	2 994	36	15	17	3	1	—	—	—	—	—
4483	Jewelry, luggage & leather goods stores .....	223	1 402	5 621	67	46	19	2	—	—	—	—	—	—
44831	Jewelry stores .....	217	1 352	5 491	64	44	18	2	—	—	—	—	—	—
448310	Jewelry stores .....	217	1 352	5 491	64	44	18	2	—	—	—	—	—	—
451	Sporting goods, hobby, book & music stores .....	806	3 004	12 665	99	52	24	12	9	2	—	—	—	—
4511	Sporting goods, hobby, musical instrument stores .....	509	2 136	9 122	75	44	17	9	4	1	—	—	—	—
45111	Sporting goods stores .....	276	1 081	4 948	40	23	11	3	2	1	—	—	—	—
451110	Sporting goods stores .....	276	1 081	4 948	40	23	11	3	2	1	—	—	—	—
45112	Hobby, toy & game stores .....	130	484	1 998	16	10	1	3	2	—	—	—	—	—
451120	Hobby, toy & game stores .....	130	484	1 998	16	10	1	3	2	—	—	—	—	—
4512	Book, periodical & music stores .....	297	868	3 543	24	8	7	3	5	1	—	—	—	—
45121	Book stores & news dealers .....	271	775	3 154	20	6	6	2	5	1	—	—	—	—
451211	Book stores .....	271	775	3 154	20	6	6	2	5	1	—	—	—	—
452	General merchandise stores .....	2 815	13 510	51 854	43	7	16	2	2	4	9	3	—	—
4521	Department stores .....	1 955	9 551	36 076	14	—	—	—	—	4	8	2	—	—
45211	Department stores .....	1 955	9 551	36 076	14	—	—	—	—	4	8	2	—	—
452111	Department Stores (except Discount Department Stores) .....	748	4 025	13 466	6	—	—	—	—	1	5	—	—	—
452112	Discount Department Stores .....	1 207	5 526	22 610	8	—	—	—	—	3	3	2	—	—
4529	Other general merchandise stores .....	860	3 959	15 778	29	7	16	2	2	—	1	1	—	—
45291	Warehouse clubs & superstores .....	(F)	(D)	(D)	2	—	—	—	—	—	1	1	—	—
45299	All other general merchandise stores .....	(C)	(D)	(D)	27	7	16	2	2	—	—	—	—	—
453	Miscellaneous store retailers .....	1 514	5 383	22 380	250	150	48	39	13	—	—	—	—	—
4532	Office supplies, stationery & gift stores .....	606	2 284	9 009	82	43	17	15	7	—	—	—	—	—
45321	Office supplies & stationery stores .....	224	1 116	4 401	21	10	2	5	4	—	—	—	—	—
453210	Office supplies & stationery stores .....	224	1 116	4 401	21	10	2	5	4	—	—	—	—	—
45322	Gift, novelty & souvenir stores .....	382	1 168	4 608	61	33	15	10	3	—	—	—	—	—
453220	Gift, novelty & souvenir stores .....	382	1 168	4 608	61	33	15	10	3	—	—	—	—	—
4533	Used merchandise stores .....	305	915	3 960	58	37	10	9	2	—	—	—	—	—
45331	Used merchandise stores .....	305	915	3 960	58	37	10	9	2	—	—	—	—	—
453310	Used merchandise stores .....	305	915	3 960	58	37	10	9	2	—	—	—	—	—
4539	Other miscellaneous store retailers .....	511	1 948	8 420	82	50	14	14	4	—	—	—	—	—
45391	Pet & pet supplies stores .....	120	437	1 981	13	7	2	3	1	—	—	—	—	—
453910	Pet & pet supplies stores .....	120	437	1 981	13	7	2	3	1	—	—	—	—	—
45399	All other miscellaneous store retailers .....	293	1 149	5 016	48	28	9	9	2	—	—	—	—	—
453998	All other misc store retailers (exc tobacco) .....	243	1 081	4 763	39	23	7	7	2	—	—	—	—	—
454	Nonstore retailers .....	299	1 914	8 120	91	67	17	6	1	—	—	—	—	—
4541	Electronic shopping & mail-order houses .....	126	904	4 075	40	29	9	2	—	—	—	—	—	—
45411	Electronic shopping & mail-order houses .....	126	904	4 075	40	29	9	2	—	—	—	—	—	—
4543	Direct selling establishments .....	170	993	3 966	47	34	8	4	1	—	—	—	—	—
45439	Other direct selling establishments .....	146	830	3 295	44	34	6	3	1	—	—	—	—	—
454390	Other direct selling establishments .....	146	830	3 295	44	34	6	3	1	—	—	—	—	—
<b>48-49</b>	<b>Transportation &amp; warehousing .....</b>	<b>1 778</b>	<b>11 776</b>	<b>45 803</b>	<b>167</b>	<b>108</b>	<b>24</b>	<b>15</b>	<b>13</b>	<b>5</b>	<b>1</b>	<b>1</b>	<b>—</b>	<b>—</b>
481	Air transportation .....	(C)	(D)	(D)	10	4	2	2	2	—	—	—	—	—
4811	Scheduled air transportation .....	101	694	2 186	9	3	2	2	2	—	—	—	—	—
48111	Scheduled air transportation .....	101	694	2 186	9	3	2	2	2	—	—	—	—	—
484	Truck transportation .....	512	2 951	11 403	75	54	9	2	8	2	—	—	—	—
4841	General freight trucking .....	159	1 029	4 192	28	24	1	—	2	1	—	—	—	—
48412	General freight trucking, long-distance .....	141	964	3 810	19	16	—	—	2	1	—	—	—	—
4842	Specialized freight trucking .....	353	1 922	7 211	47	30	8	2	6	1	—	—	—	—
48421	Used household & office goods moving .....	141	777	2 494	19	12	3	1	3	—	—	—	—	—
484210	Used household & office goods moving .....	141	777	2 494	19	12	3	1	3	—	—	—	—	—
48422	Specialized freight (exc used) trucking, local .....	137	600	2 604	21	16	3	—	1	1	—	—	—	—
484220	Specialized freight (exc used) trucking, local .....	137	600	2 604	21	16	3	—	1	1	—	—	—	—
485	Transit & ground passenger transportation .....	190	685	2 579	20	8	5	6	—	1	—	—	—	—
4859	Oth transit & ground passenger transportation ..	101	423	1 408	8	3	3	1	—	1	—	—	—	—
48599	Oth transit & ground passenger transportation ..	101	423	1 408	8	3	3	1	—	1	—	—	—	—
488	Transportation support activities .....	117	794	3 371	24	18	2	3	1	—	—	—	—	—
492	Couriers & messengers .....	(E)	(D)	(D)	10	6	1	—	1	1	—	—	—	—
4921	Couriers .....	359	2 781	10 933	8	4	1	—	1	1	—	—	—	—
49211	Couriers .....	359	2 781	10 933	8	4	1	—	1	1	—	—	—	—
492110	Couriers .....	359	2 781	10 933	8	4	1	—	1	1	—	—	—	—

See footnotes at end of table.

**Table 6. Counties—Employees, Payroll, and Establishments by Industry: 2003—Con.**

[Excludes most government employees, railroad employees, and self-employed persons. Size class 1 to 4 includes establishments with payroll, but no employees, during mid-March pay period. (D) denotes figures withheld to avoid disclosing data for individual companies; the data are included in broader industry totals. Detailed industries with 100 or more employees are shown if industry was not a (D). For explanation of terms, abbreviations, and data reliability/comparability, see introductory text]

NAICS code	Industry	Number of employees for week including March 12	Payroll (\$1,000)		Total number of establishments	Number of establishments by employment-size class									
			First quarter	Annual		1 to 4	5 to 9	10 to 19	20 to 49	50 to 99	100 to 249	250 to 499	500 to 999	1,000 or more	
<b>SARASOTA—Con.</b>															
<b>48-49 Transportation &amp; warehousing—Con.</b>															
493	Warehousing & storage .....	440	3 648	14 203	11	4	3	1	1	1	—	1	—	—	
4931	Warehousing & storage .....	440	3 648	14 203	11	4	3	1	1	1	—	1	—	—	
49311	General warehousing & storage .....	(C)	(D)	(D)	8	2	3	1	1	1	—	—	—	—	
49319	Other warehousing & storage .....	(E)	(D)	(D)	2	1	—	—	—	—	—	1	—	—	
<b>51</b>	<b>Information .....</b>	<b>3 437</b>	<b>33 290</b>	<b>132 917</b>	<b>161</b>	<b>91</b>	<b>27</b>	<b>15</b>	<b>11</b>	<b>12</b>	<b>2</b>	<b>2</b>	<b>1</b>	<b>—</b>	
511	Publishing industries .....	1 087	10 028	43 230	49	23	11	5	5	3	1	1	—	—	
5111	Newspaper, periodical, book, database publishers .....	934	7 706	33 968	35	19	5	4	2	3	1	1	—	—	
51111	Newspaper publishers .....	507	3 906	16 228	6	3	—	1	1	—	—	—	—	—	
511110	Newspaper publishers .....	507	3 906	16 228	6	3	—	1	1	—	—	—	—	—	
51112	Periodical publishers .....	298	2 992	13 357	16	8	3	2	—	2	1	—	—	—	
511120	Periodical publishers .....	298	2 992	13 357	16	8	3	2	—	2	1	—	—	—	
5112	Software publishers .....	153	2 322	9 262	14	4	6	1	3	—	—	—	—	—	
51121	Software publishers .....	153	2 322	9 262	14	4	6	1	3	—	—	—	—	—	
511210	Software publishers .....	153	2 322	9 262	14	4	6	1	3	—	—	—	—	—	
512	Motion picture & sound recording industries .....	(C)	(D)	(D)	19	12	3	1	2	1	—	—	—	—	
5121	Motion picture & video industries .....	(C)	(D)	(D)	17	10	3	1	2	1	—	—	—	—	
51213	Motion picture & video exhibition .....	162	450	1 972	5	—	1	1	2	1	—	—	—	—	
512131	Motion picture theaters (except drive-ins) ..	162	450	1 972	5	—	1	1	2	1	—	—	—	—	
515	Broadcasting (except Internet) .....	180	1 558	6 908	17	9	4	2	1	1	—	—	—	—	
5151	Radio and Television Broadcasting .....	180	1 558	6 908	17	9	4	2	1	1	—	—	—	—	
517	Telecommunications .....	1 177	13 456	48 311	50	28	7	6	1	6	1	1	—	—	
5171	Wired Telecommunications Carriers .....	503	7 601	26 730	33	23	4	1	—	4	1	—	—	—	
51711	Wired Telecommunications Carriers .....	503	7 601	26 730	33	23	4	1	—	4	1	—	—	—	
517110	Wired Telecommunications Carriers .....	503	7 601	26 730	33	23	4	1	—	4	1	—	—	—	
5175	Cable and Other Program Distribution .....	(F)	(D)	(D)	7	1	2	—	1	2	—	1	—	—	
51751	Cable and Other Program Distribution .....	(F)	(D)	(D)	7	1	2	—	1	2	—	1	—	—	
518	Internet Service Providers, Web Search Portals, and Data Processing Serv .....	116	1 170	4 938	20	16	1	1	2	—	—	—	—	—	
5182	Data Processing, Hosting, and Related Services .....	106	1 075	4 524	13	9	1	1	2	—	—	—	—	—	
51821	Data Processing, Hosting, and Related Services .....	106	1 075	4 524	13	9	1	1	2	—	—	—	—	—	
518210	Data Processing, Hosting, and Related Services .....	106	1 075	4 524	13	9	1	1	2	—	—	—	—	—	
519	Other Information Services .....	(F)	(D)	(D)	4	1	1	—	—	1	—	—	1	—	
5191	Other Information Services .....	(F)	(D)	(D)	4	1	1	—	—	1	—	—	1	—	
51911	News Syndicates .....	(F)	(D)	(D)	2	—	1	—	—	—	—	—	1	—	
<b>52</b>	<b>Finance &amp; insurance .....</b>	<b>5 760</b>	<b>85 133</b>	<b>322 917</b>	<b>770</b>	<b>454</b>	<b>156</b>	<b>100</b>	<b>46</b>	<b>8</b>	<b>6</b>	<b>—</b>	<b>—</b>	<b>—</b>	
522	Credit intermediation & related activities .....	3 097	35 992	138 287	314	124	95	66	22	4	3	—	—	—	
5221	Depository credit intermediation .....	2 487	29 021	108 678	180	32	73	50	18	4	3	—	—	—	
52211	Commercial banking .....	2 173	25 759	95 553	153	26	61	44	16	3	3	—	—	—	
522110	Commercial banking .....	2 173	25 759	95 553	153	26	61	44	16	3	3	—	—	—	
52212	Savings institutions .....	195	2 241	9 077	17	4	8	4	—	1	—	—	—	—	
522120	Savings institutions .....	195	2 241	9 077	17	4	8	4	—	1	—	—	—	—	
52213	Credit unions .....	119	1 021	4 048	10	2	4	2	—	—	—	—	—	—	
522130	Credit unions .....	119	1 021	4 048	10	2	4	2	—	—	—	—	—	—	
5222	Nondepository credit intermediation .....	420	5 529	23 160	80	51	15	11	3	—	—	—	—	—	
52229	Other nondepository credit intermediation ...	405	5 374	22 614	74	46	14	11	3	—	—	—	—	—	
522292	Real estate credit .....	346	4 859	20 453	56	31	12	10	3	—	—	—	—	—	
5223	Activities related to credit intermediation .....	190	1 442	6 449	54	41	7	5	1	—	—	—	—	—	
52231	Mortgage & nonmortgage brokers .....	101	810	4 290	37	31	4	1	1	—	—	—	—	—	
522310	Mortgage & nonmortgage brokers .....	101	810	4 290	37	31	4	1	1	—	—	—	—	—	
523	Security, commodity contracts & like activity .....	1 065	29 761	101 477	178	135	21	8	9	4	1	—	—	—	
5231	Scrtcy & comdty contracts intermed & brokerage .	775	21 108	71 287	84	55	11	6	8	3	1	—	—	—	
52312	Securities brokerage .....	743	20 616	69 226	67	40	9	6	8	3	1	—	—	—	
523120	Securities brokerage .....	743	20 616	69 226	67	40	9	6	8	3	1	—	—	—	
5239	Other financial investment activities .....	290	8 653	30 190	94	80	10	2	1	1	—	—	—	—	
52393	Investment advice .....	153	4 082	14 995	49	44	3	—	1	1	—	—	—	—	
523930	Investment advice .....	153	4 082	14 995	49	44	3	—	1	1	—	—	—	—	
524	Insurance carriers & related activities .....	1 592	19 351	82 993	272	189	40	26	15	—	2	—	—	—	
5241	Insurance carriers .....	512	7 813	31 867	45	19	8	11	6	—	1	—	—	—	
52411	Direct life, health, medical insurance carriers .	(C)	(D)	(D)	13	5	2	2	4	—	—	—	—	—	
52412	Other direct insurance carriers .....	339	5 763	23 816	30	12	6	9	2	—	1	—	—	—	
524126	Direct property & casualty insurance carriers .....	219	4 579	18 933	16	8	2	4	1	—	1	—	—	—	
524127	Direct title insurance carriers .....	120	1 184	4 883	14	4	4	5	1	—	—	—	—	—	
5242	Agencies & other insurance related activities ...	1 080	11 538	51 126	227	170	32	15	9	—	1	—	—	—	
52421	Insurance agencies & brokerages .....	1 009	10 881	47 739	215	162	31	13	8	—	1	—	—	—	
524210	Insurance agencies & brokerages .....	1 009	10 881	47 739	215	162	31	13	8	—	1	—	—	—	

See footnotes at end of table.

**Table 6. Counties—Employees, Payroll, and Establishments by Industry: 2003—Con.**

[Excludes most government employees, railroad employees, and self-employed persons. Size class 1 to 4 includes establishments with payroll, but no employees, during mid-March pay period. (D) denotes figures withheld to avoid disclosing data for individual companies; the data are included in broader industry totals. Detailed industries with 100 or more employees are shown if industry was not a (D). For explanation of terms, abbreviations, and data reliability/comparability, see introductory text]

NAICS code	Industry	Number of employees for week including March 12	Payroll (\$1,000)		Total number of establishments	Number of establishments by employment-size class								
			First quarter	Annual		1 to 4	5 to 9	10 to 19	20 to 49	50 to 99	100 to 249	250 to 499	500 to 999	1,000 or more
<b>SARASOTA—Con.</b>														
<b>53</b>	<b>Real estate &amp; rental &amp; leasing</b>	<b>2 831</b>	<b>17 934</b>	<b>86 805</b>	<b>770</b>	<b>629</b>	<b>80</b>	<b>33</b>	<b>22</b>	<b>4</b>	<b>2</b>	—	—	—
531	Real estate	2 053	13 962	69 987	677	582	57	18	16	2	2	—	—	—
5311	Lessors of real estate	724	3 661	17 275	157	122	20	6	7	1	1	—	—	—
53111	Lessors of residential buildings & dwellings	295	1 237	6 175	59	46	4	4	4	1	—	—	—	—
531110	Lessors of residential buildings & dwellings	295	1 237	6 175	59	46	4	4	4	1	—	—	—	—
53112	Lessors of nonres bldg (exc min Warehouses)	120	703	3 469	48	40	7	—	1	—	—	—	—	—
531120	Lessors of nonres bldg (exc min Warehouses)	120	703	3 469	48	40	7	—	1	—	—	—	—	—
53119	Lessors of other real estate property	249	1 560	6 466	29	16	9	2	1	—	1	—	—	—
531190	Lessors of other real estate property	249	1 560	6 466	29	16	9	2	1	—	1	—	—	—
5312	Offices of real estate agents & brokers	752	6 380	33 457	349	316	18	9	6	—	—	—	—	—
53121	Offices of real estate agents & brokers	752	6 380	33 457	349	316	18	9	6	—	—	—	—	—
531210	Offices of real estate agents & brokers	752	6 380	33 457	349	316	18	9	6	—	—	—	—	—
5313	Activities related to real estate	577	3 921	19 255	171	144	19	3	3	1	1	—	—	—
53131	Real estate property managers	423	2 725	12 176	70	51	11	3	3	1	1	—	—	—
531311	Residential property managers	357	2 110	9 251	48	34	8	1	3	1	1	—	—	—
53132	Offices of real estate appraisers	102	709	3 544	51	46	5	—	—	—	—	—	—	—
531320	Offices of real estate appraisers	102	709	3 544	51	46	5	—	—	—	—	—	—	—
532	Rental & leasing services	778	3 972	16 818	93	47	23	15	6	2	—	—	—	—
5321	Automotive equipment rental & leasing	184	1 009	3 788	21	15	1	1	4	—	—	—	—	—
53211	Passenger car rental & leasing (C)	(D)	(D)	(D)	17	12	—	1	4	—	—	—	—	—
532111	Passenger car rental	169	907	3 319	14	9	—	1	4	—	—	—	—	—
5322	Consumer goods rental	471	1 814	7 400	53	19	19	12	2	1	—	—	—	—
53223	Video tape & disc rental	225	534	2 143	25	6	10	8	1	—	—	—	—	—
532230	Video tape & disc rental	225	534	2 143	25	6	10	8	1	—	—	—	—	—
53229	Other consumer goods rental	148	811	3 338	19	7	7	4	1	—	—	—	—	—
5324	Commercial, industrial equip rental & leasing	114	1 107	5 481	15	10	2	2	—	1	—	—	—	—
<b>54</b>	<b>Professional, scientific &amp; technical services</b>	<b>10 357</b>	<b>107 162</b>	<b>432 612</b>	<b>1 544</b>	<b>1 179</b>	<b>184</b>	<b>103</b>	<b>54</b>	<b>15</b>	<b>6</b>	<b>1</b>	<b>1</b>	<b>1</b>
541	Professional, scientific & technical services	10 357	107 162	432 612	1 544	1 179	184	103	54	15	6	1	1	1
5411	Legal services	1 925	22 488	112 534	374	284	49	24	12	4	1	—	—	—
54111	Offices of lawyers	1 872	22 089	110 609	355	267	48	23	12	4	1	—	—	—
541110	Offices of lawyers	1 872	22 089	110 609	355	267	48	23	12	4	1	—	—	—
5412	Accounting, tax prep, bookkeep, payroll services	2 619	32 128	95 277	253	185	34	20	11	2	—	—	—	1
54121	Accounting, tax prep, bookkeep, payroll services	2 619	32 128	95 277	253	185	34	20	11	2	—	—	—	1
541211	Offices of certified public accountants	1 891	28 690	79 451	113	80	17	10	4	1	—	—	—	1
541213	Tax preparation services	230	636	1 771	32	19	5	4	4	—	—	—	—	—
541214	Payroll services	171	1 131	8 277	15	8	2	2	3	—	—	—	—	—
541219	Other accounting services	327	1 671	5 778	93	78	10	4	—	1	—	—	—	—
5413	Architectural, engineering & related services	1 480	13 912	63 859	213	137	32	30	10	3	1	—	—	—
54131	Architectural services	254	2 496	11 963	59	42	9	7	1	—	—	—	—	—
541310	Architectural services	254	2 496	11 963	59	42	9	7	1	—	—	—	—	—
54132	Landscape architectural services	266	1 678	7 460	19	13	1	1	3	—	1	—	—	—
541320	Landscape architectural services	266	1 678	7 460	19	13	1	1	3	—	1	—	—	—
54133	Engineering services	678	7 921	36 509	89	54	14	14	5	2	—	—	—	—
541330	Engineering services	678	7 921	36 509	89	54	14	14	5	2	—	—	—	—
54137	Surveying, mapping (exc geophysical) services	197	1 305	5 574	15	2	6	5	1	1	—	—	—	—
541370	Surveying, mapping (exc geophysical) services	197	1 305	5 574	15	2	6	5	1	1	—	—	—	—
5414	Specialized design services	189	1 145	5 508	101	94	7	—	—	—	—	—	—	—
54141	Interior design services	120	767	3 682	63	58	5	—	—	—	—	—	—	—
541410	Interior design services	120	767	3 682	63	58	5	—	—	—	—	—	—	—
5415	Computer systems design & related services	561	7 168	29 313	113	86	17	5	4	—	1	—	—	—
54151	Computer systems design & related services	561	7 168	29 313	113	86	17	5	4	—	1	—	—	—
541511	Custom computer programming services	197	3 027	12 578	43	30	9	2	2	—	—	—	—	—
541512	Computer systems design services	164	2 371	9 085	47	38	5	2	2	—	—	—	—	—
5416	Management, sci & tech consulting services	1 617	20 596	86 092	287	248	21	5	6	4	2	1	—	—
54161	Management consulting services	1 433	18 745	78 407	244	210	19	4	5	3	2	1	—	—
541611	Admin & gen management consulting services	1 056	14 549	58 714	140	123	6	2	5	1	2	1	—	—
541612	Human res & exec search consulting services	157	1 626	9 243	36	29	6	—	—	1	—	—	—	—
541613	Marketing consulting services	189	2 327	9 364	51	43	5	2	—	1	—	—	—	—
54162	Environmental consulting services	119	1 222	4 632	13	11	—	1	—	1	—	—	—	—
541620	Environmental consulting services	119	1 222	4 632	13	11	—	1	—	1	—	—	—	—
5417	Scientific R&D services	297	2 339	9 455	18	14	1	1	—	1	1	—	—	—
54171	R&D in physical, engineering & life sciences (C)	(D)	(D)	(D)	15	13	—	—	—	—	1	—	—	—
5418	Advertising & related services	293	1 946	7 757	67	52	9	4	1	1	—	—	—	—
54189	Other services related to advertising	132	402	1 672	19	15	2	1	—	1	—	—	—	—
541890	Other services related to advertising	132	402	1 672	19	15	2	1	—	1	—	—	—	—
5419	Oth professional, scientific, technical services	1 376	5 440	22 817	118	79	14	14	10	—	—	—	1	—
54191	Marketing research & public opinion polling (F)	(D)	(D)	(D)	8	5	2	—	—	—	—	—	1	—
54192	Photographic services (C)	(D)	(D)	(D)	22	16	2	2	2	—	—	—	—	—
541921	Photography studios, portrait	106	397	1 654	19	13	2	2	2	—	—	—	—	—
54194	Veterinary services	440	2 211	9 707	46	19	9	12	6	—	—	—	—	—
541940	Veterinary services	440	2 211	9 707	46	19	9	12	6	—	—	—	—	—
<b>55</b>	<b>Management of companies &amp; enterprises</b>	<b>1 023</b>	<b>16 095</b>	<b>63 776</b>	<b>54</b>	<b>31</b>	<b>5</b>	<b>6</b>	<b>6</b>	<b>4</b>	<b>2</b>	—	—	—
551	Management of companies & enterprises	1 023	16 095	63 776	54	31	5	6	6	4	2	—	—	—
5511	Management of companies & enterprises	1 023	16 095	63 776	54	31	5	6	6	4	2	—	—	—
55111	Management of companies & enterprises	1 023	16 095	63 776	54	31	5	6	6	4	2	—	—	—
551114	Corp, subsidiary & regional managing offices	776	14 084	52 178	35	13	5	6	6	4	1	—	—	—

See footnotes at end of table.

**Table 6. Counties—Employees, Payroll, and Establishments by Industry: 2003—Con.**

[Excludes most government employees, railroad employees, and self-employed persons. Size class 1 to 4 includes establishments with payroll, but no employees, during mid-March pay period. (D) denotes figures withheld to avoid disclosing data for individual companies; the data are included in broader industry totals. Detailed industries with 100 or more employees are shown if industry was not a (D). For explanation of terms, abbreviations, and data reliability/comparability, see introductory text]

NAICS code	Industry	Number of employees for week including March 12	Payroll (\$1,000)		Total number of establishments	Number of establishments by employment-size class									
			First quarter	Annual		1 to 4	5 to 9	10 to 19	20 to 49	50 to 99	100 to 249	250 to 499	500 to 999	1,000 or more	
<b>SARASOTA—Con.</b>															
<b>56</b>	<b>Admin. support, waste mgmt, remediation services</b>	<b>15 015</b>	<b>90 891</b>	<b>419 146</b>	<b>840</b>	<b>590</b>	<b>107</b>	<b>61</b>	<b>41</b>	<b>19</b>	<b>13</b>	<b>5</b>	<b>3</b>	<b>1</b>	
561	Administrative & support services	14 658	87 794	407 076	822	583	102	59	39	18	12	5	3	1	
5611	Office administrative services	1 589	17 294	76 369	62	41	6	6	4	3	1	—	1	—	
56111	Office administrative services	1 589	17 294	76 369	62	41	6	6	4	3	1	—	1	—	
561110	Office administrative services	1 589	17 294	76 369	62	41	6	6	4	3	1	—	1	—	
5613	Employment services	7 966	46 208	225 145	62	31	6	4	3	6	5	5	1	1	
56132	Temporary help services	1 704	5 014	20 769	34	13	3	4	3	6	3	2	—	—	
561320	Temporary help services	1 704	5 014	20 769	34	13	3	4	3	6	3	2	—	—	
56133	Employee leasing services	6 230	40 975	203 531	15	8	—	—	—	—	2	3	1	1	
561330	Employee leasing services	6 230	40 975	203 531	15	8	—	—	—	—	2	3	1	1	
5614	Business support services	1 105	4 920	22 147	76	57	12	1	3	1	1	—	1	—	
56142	Telephone call centers	723	2 708	11 806	16	7	5	1	2	—	—	—	1	—	
561422	Telemarketing bureaus	690	2 544	11 184	12	5	4	—	2	—	—	—	1	—	
56144	Collection agencies	(C)	(D)	(D)	6	3	2	—	—	—	1	—	—	—	
5615	Travel arrangement & reservation services	(E)	(D)	(D)	45	26	12	4	2	—	1	—	—	—	
56151	Travel agencies	170	949	3 614	33	21	9	2	1	—	—	—	—	—	
561510	Travel agencies	170	949	3 614	33	21	9	2	1	—	—	—	—	—	
56159	Oth travel arrangement & reservation services	(C)	(D)	(D)	4	—	1	1	1	—	1	—	—	—	
5616	Investigation & security services	820	3 442	14 119	39	21	8	3	2	3	2	—	—	—	
56161	Investigation, guard & armored car services	650	2 185	9 063	22	11	3	3	2	1	2	—	—	—	
561612	Security guards & patrol services	620	2 056	8 509	11	1	3	2	2	1	2	—	—	—	
56162	Security systems services	170	1 257	5 056	17	10	5	—	—	2	—	—	—	—	
561621	Security systems services (except locksmiths)	152	1 153	4 631	10	4	4	—	—	2	—	—	—	—	
5617	Services to buildings & dwellings	2 482	11 349	49 954	509	388	54	40	22	4	1	—	—	—	
56171	Exterminating & pest control services	316	1 987	8 625	53	35	7	3	1	—	—	—	—	—	
561710	Exterminating & pest control services	316	1 987	8 625	53	35	7	3	1	—	—	—	—	—	
56172	Janitorial services	557	1 495	7 038	109	83	13	3	8	2	—	—	—	—	
561720	Janitorial services	557	1 495	7 038	109	83	13	3	8	2	—	—	—	—	
56173	Landscaping services	1 205	5 735	25 570	255	203	21	8	1	1	—	—	—	—	
561730	Landscaping services	1 205	5 735	25 570	255	203	21	8	1	1	—	—	—	—	
56174	Carpet & upholstery cleaning services	139	811	3 499	21	14	1	5	1	—	—	—	—	—	
561740	Carpet & upholstery cleaning services	139	811	3 499	21	14	1	5	1	—	—	—	—	—	
56179	Other services to buildings & dwellings	265	1 321	5 222	71	53	12	4	2	—	—	—	—	—	
561790	Other services to buildings & dwellings	265	1 321	5 222	71	53	12	4	2	—	—	—	—	—	
5619	Other support services	333	2 476	10 441	28	18	4	1	3	1	1	—	—	—	
56192	Convention & trade show organizers	107	944	3 884	12	6	3	1	1	1	—	—	—	—	
561920	Convention & trade show organizers	107	944	3 884	12	6	3	1	1	1	—	—	—	—	
56199	All other support services	226	1 532	6 557	16	12	1	—	2	—	—	—	—	—	
561990	All other support services	226	1 532	6 557	16	12	1	—	2	—	—	—	—	—	
562	Waste management & remediation services	357	3 097	12 070	18	7	5	2	2	1	1	—	—	—	
5621	Waste collection	(C)	(D)	(D)	7	3	2	—	1	—	1	—	—	—	
56211	Waste collection	(C)	(D)	(D)	7	3	2	—	1	—	1	—	—	—	
5629	Remediation & oth waste management services	129	860	3 323	8	2	3	1	1	1	—	—	—	—	
<b>61</b>	<b>Educational services</b>	<b>1 784</b>	<b>9 738</b>	<b>41 359</b>	<b>115</b>	<b>65</b>	<b>21</b>	<b>10</b>	<b>9</b>	<b>7</b>	<b>2</b>	<b>1</b>	<b>—</b>	<b>—</b>	
611	Educational services	1 784	9 738	41 359	115	65	21	10	9	7	2	1	—	—	
6111	Elementary & secondary schools	696	4 151	16 562	22	3	6	1	6	5	1	—	—	—	
61111	Elementary & secondary schools	696	4 151	16 562	22	3	6	1	6	5	1	—	—	—	
611110	Elementary & secondary schools	696	4 151	16 562	22	3	6	1	6	5	1	—	—	—	
6113	Colleges, universities & professional schools	632	3 714	15 122	7	2	—	2	1	—	1	1	—	—	
61131	Colleges, universities & professional schools	632	3 714	15 122	7	2	—	2	1	—	1	1	—	—	
611310	Colleges, universities & professional schools	632	3 714	15 122	7	2	—	2	1	—	1	1	—	—	
6116	Other schools & instruction	223	867	3 717	48	34	9	3	2	—	—	—	—	—	
<b>62</b>	<b>Health care and social assistance</b>	<b>21 174</b>	<b>173 892</b>	<b>750 132</b>	<b>1 307</b>	<b>735</b>	<b>282</b>	<b>134</b>	<b>92</b>	<b>25</b>	<b>33</b>	<b>3</b>	<b>1</b>	<b>2</b>	
621	Ambulatory health care services	8 365	78 927	363 840	1 070	630	245	109	62	17	6	1	—	—	
6211	Offices of physicians	3 338	43 863	208 541	464	268	106	49	34	6	1	—	—	—	
62111	Offices of physicians	3 338	43 863	208 541	464	268	106	49	34	6	1	—	—	—	
621111	Offices of physicians (exc mental health)	3 269	43 240	205 671	436	243	103	49	34	6	1	—	—	—	
6212	Offices of dentists	1 012	8 846	41 923	184	80	80	21	3	—	—	—	—	—	
62121	Offices of dentists	1 012	8 846	41 923	184	80	80	21	3	—	—	—	—	—	
621210	Offices of dentists	1 012	8 846	41 923	184	80	80	21	3	—	—	—	—	—	
6213	Offices of other health practitioners	1 111	8 274	35 417	283	221	43	13	5	—	1	—	—	—	
62131	Offices of chiropractors	293	1 498	6 938	84	65	16	2	1	—	—	—	—	—	
621310	Offices of chiropractors	293	1 498	6 938	84	65	16	2	1	—	—	—	—	—	
62132	Offices of optometrists	234	2 615	10 120	27	20	4	2	—	—	1	—	—	—	
621320	Offices of optometrists	234	2 615	10 120	27	20	4	2	—	—	1	—	—	—	
62133	Offices of PT, OT, speech therapy & audiology	318	2 216	9 518	67	49	7	8	3	—	—	—	—	—	
621330	Offices of PT, OT, speech therapy & audiology	318	2 216	9 518	67	49	7	8	3	—	—	—	—	—	
62139	Offices of all other health practitioners	170	1 316	7 014	72	59	12	1	—	—	—	—	—	—	
6214	Outpatient care centers	892	7 158	30 774	56	19	10	14	9	4	—	—	—	—	
62142	Outpatient mental health, substance abuse ctrs	(E)	(D)	(D)	18	8	4	2	1	3	—	—	—	—	
62149	Other outpatient care centers	537	4 805	21 198	34	9	5	12	7	1	—	—	—	—	
621493	Freestanding ambulatory surgery, emergency ctr	267	3 037	14 058	16	3	1	7	5	—	—	—	—	—	
621498	All other outpatient care centers	162	908	4 161	14	6	3	4	—	1	—	—	—	—	
6215	Medical & diagnostic laboratories	182	1 742	8 814	27	18	3	4	1	1	—	—	—	—	
62151	Medical & diagnostic laboratories	182	1 742	8 814	27	18	3	4	1	1	—	—	—	—	
621512	Diagnostic Imaging centers	150	1 516	8 097	13	6	1	4	1	1	—	—	—	—	

See footnotes at end of table.

**Table 6. Counties—Employees, Payroll, and Establishments by Industry: 2003—Con.**

[Excludes most government employees, railroad employees, and self-employed persons. Size class 1 to 4 includes establishments with payroll, but no employees, during mid-March pay period. (D) denotes figures withheld to avoid disclosing data for individual companies; the data are included in broader industry totals. Detailed industries with 100 or more employees are shown if industry was not a (D). For explanation of terms, abbreviations, and data reliability/comparability, see introductory text]

NAICS code	Industry	Number of employees for week including March 12	Payroll (\$1,000)		Total number of establishments	Number of establishments by employment-size class									
			First quarter	Annual		1 to 4	5 to 9	10 to 19	20 to 49	50 to 99	100 to 249	250 to 499	500 to 999	1,000 or more	
<b>SARASOTA—Con.</b>															
<b>62</b>	<b>Health care and social assistance—Con.</b>														
621	Ambulatory health care services—Con.														
6216	Home health care services . . . . .	1 672	7 761	32 771	42	15	3	5	9	5	4	1	—	—	
62161	Home health care services . . . . .	1 672	7 761	32 771	42	15	3	5	9	5	4	1	—	—	
621610	Home health care services . . . . .	1 672	7 761	32 771	42	15	3	5	9	5	4	1	—	—	
6219	Other ambulatory health care services . . . . .	158	1 283	5 600	14	9	—	3	1	1	—	—	—	—	
62199	All other ambulatory health care services . . . . .	158	1 283	5 600	14	9	—	3	1	1	—	—	—	—	
622	Hospitals . . . . .	(I)	(D)	(D)	6	—	—	—	—	—	2	1	1	2	
6221	General medical & surgical hospitals . . . . .	5 830	55 567	221 479	4	—	—	—	—	—	—	1	1	2	
62211	General medical & surgical hospitals . . . . .	5 830	55 567	221 479	4	—	—	—	—	—	—	1	1	2	
622110	General medical & surgical hospitals . . . . .	5 830	55 567	221 479	4	—	—	—	—	—	—	1	1	2	
6223	Other specialty hospitals . . . . .	(E)	(D)	(D)	2	—	—	—	—	—	2	—	—	—	
62231	Other specialty hospitals . . . . .	(E)	(D)	(D)	2	—	—	—	—	—	2	—	—	—	
623	Nursing & residential care facilities . . . . .	4 806	26 936	114 315	80	22	6	8	15	7	21	1	—	—	
6231	Nursing care facilities . . . . .	2 081	12 437	55 314	18	2	—	—	2	2	12	—	—	—	
62311	Nursing care facilities . . . . .	2 081	12 437	55 314	18	2	—	—	2	2	12	—	—	—	
623110	Nursing care facilities . . . . .	2 081	12 437	55 314	18	2	—	—	2	2	12	—	—	—	
6232	Residential mental retardation, health facil . . . . .	(C)	(D)	(D)	7	3	1	1	2	—	—	—	—	—	
6233	Community care facilities for the elderly . . . . .	2 550	13 430	54 800	52	17	5	6	9	5	9	1	—	—	
62331	Community care facilities for the elderly . . . . .	2 550	13 430	54 800	52	17	5	6	9	5	9	1	—	—	
623311	Continuing care retirement communities . . . . .	1 754	9 862	41 407	16	3	—	1	2	2	7	1	—	—	
623312	Homes for the elderly . . . . .	796	3 568	13 393	36	14	5	5	7	3	2	—	—	—	
624	Social assistance . . . . .	(G)	(D)	(D)	151	83	31	17	15	1	4	—	—	—	
6241	Individual & family services . . . . .	809	4 555	19 821	85	54	14	7	8	1	1	—	—	—	
62411	Child & youth services . . . . .	363	2 128	10 014	14	4	4	1	4	—	1	—	—	—	
624110	Child & youth services . . . . .	363	2 128	10 014	14	4	4	1	4	—	1	—	—	—	
62412	Services for elderly & disabled persons . . . . .	213	1 205	4 797	18	10	2	3	2	1	—	—	—	—	
624120	Services for elderly & disabled persons . . . . .	213	1 205	4 797	18	10	2	3	2	1	—	—	—	—	
62419	Other individual & family services . . . . .	233	1 222	5 010	53	40	8	3	2	—	—	—	—	—	
624190	Other individual & family services . . . . .	233	1 222	5 010	53	40	8	3	2	—	—	—	—	—	
6243	Vocational rehabilitation services . . . . .	(C)	(D)	(D)	3	1	—	—	1	—	1	—	—	—	
62431	Vocational rehabilitation services . . . . .	(C)	(D)	(D)	3	1	—	—	1	—	1	—	—	—	
6244	Child day care services . . . . .	655	2 145	9 059	57	25	17	9	4	—	2	—	—	—	
62441	Child day care services . . . . .	655	2 145	9 059	57	25	17	9	4	—	2	—	—	—	
624410	Child day care services . . . . .	655	2 145	9 059	57	25	17	9	4	—	2	—	—	—	
<b>71</b>	<b>Arts, entertainment &amp; recreation . . . . .</b>	<b>3 598</b>	<b>15 552</b>	<b>60 046</b>	<b>198</b>	<b>108</b>	<b>28</b>	<b>17</b>	<b>23</b>	<b>13</b>	<b>9</b>	<b>—</b>	<b>—</b>	<b>—</b>	
711	Performing arts, spectator sports & related industries . . . . .	878	4 583	16 799	91	66	13	4	3	2	3	—	—	—	
7111	Performing arts companies . . . . .	517	2 334	8 360	29	17	4	2	2	2	2	—	—	—	
71111	Theater companies & dinner theaters . . . . .	378	1 625	5 515	10	2	3	—	2	1	2	—	—	—	
711110	Theater companies & dinner theaters . . . . .	378	1 625	5 515	10	2	3	—	2	1	2	—	—	—	
71113	Musical groups & artists . . . . .	111	635	2 484	12	9	1	1	—	1	—	—	—	—	
711130	Musical groups & artists . . . . .	111	635	2 484	12	9	1	1	—	1	—	—	—	—	
7112	Spectator sports . . . . .	193	926	3 309	6	5	—	—	—	—	1	—	—	—	
71121	Spectator sports . . . . .	193	926	3 309	6	5	—	—	—	—	1	—	—	—	
7115	Independent artists, writers & performers . . . . .	107	1 072	3 965	36	28	6	1	1	—	—	—	—	—	
71151	Independent artists, writers & performers . . . . .	107	1 072	3 965	36	28	6	1	1	—	—	—	—	—	
711510	Independent artists, writers & performers . . . . .	107	1 072	3 965	36	28	6	1	1	—	—	—	—	—	
712	Museums, historical sites & like institutions . . . . .	190	778	3 069	9	2	2	1	3	1	—	—	—	—	
7121	Museums, historical sites & like institutions . . . . .	190	778	3 069	9	2	2	1	3	1	—	—	—	—	
713	Amusement, gambling & recreation industries . . . . .	2 530	10 191	40 178	98	40	13	12	17	10	6	—	—	—	
7139	Other amusement & recreation industries . . . . .	2 530	10 191	40 178	98	40	13	12	17	10	6	—	—	—	
71391	Golf courses & country clubs . . . . .	1 195	5 792	22 621	21	2	2	1	6	6	4	—	—	—	
713910	Golf courses & country clubs . . . . .	1 195	5 792	22 621	21	2	2	1	6	6	4	—	—	—	
71393	Marinas . . . . .	325	1 563	6 604	15	7	2	1	3	2	—	—	—	—	
713930	Marinas . . . . .	325	1 563	6 604	15	7	2	1	3	2	—	—	—	—	
71394	Fitness & recreational sports centers . . . . .	849	2 204	8 123	37	18	5	4	6	2	2	—	—	—	
713940	Fitness & recreational sports centers . . . . .	849	2 204	8 123	37	18	5	4	6	2	2	—	—	—	
71399	All other amusement & recreation industries . . . . .	101	411	1 893	21	12	4	5	—	—	—	—	—	—	
713990	All other amusement & recreation industries . . . . .	101	411	1 893	21	12	4	5	—	—	—	—	—	—	
<b>72</b>	<b>Accommodation &amp; food services . . . . .</b>	<b>14 497</b>	<b>49 358</b>	<b>186 421</b>	<b>697</b>	<b>241</b>	<b>112</b>	<b>138</b>	<b>131</b>	<b>53</b>	<b>20</b>	<b>2</b>	<b>—</b>	<b>—</b>	
721	Accommodation . . . . .	2 503	12 307	47 102	86	38	7	12	20	4	3	2	—	—	
7211	Traveler accommodation . . . . .	2 357	11 589	44 893	80	34	7	12	19	3	3	2	—	—	
72111	Hotels (exc casino hotels) & motels . . . . .	2 353	11 572	44 827	77	31	7	12	19	3	3	2	—	—	
721110	Hotels (exc casino hotels) & motels . . . . .	2 353	11 572	44 827	77	31	7	12	19	3	3	2	—	—	
7212	RV parks & recreational camps . . . . .	146	718	2 209	6	4	—	—	1	1	—	—	—	—	
72121	RV parks & recreational camps . . . . .	146	718	2 209	6	4	—	—	1	1	—	—	—	—	
722	Food services & drinking places . . . . .	11 994	37 051	139 319	611	203	105	126	111	49	17	—	—	—	
7221	Full-service restaurants . . . . .	7 767	27 166	98 522	331	106	50	70	52	40	13	—	—	—	
72211	Full-service restaurants . . . . .	7 767	27 166	98 522	331	106	50	70	52	40	13	—	—	—	
722110	Full-service restaurants . . . . .	7 767	27 166	98 522	331	106	50	70	52	40	13	—	—	—	
7222	Limited-service eating places . . . . .	3 280	7 679	30 696	209	65	37	47	50	8	2	—	—	—	
72221	Limited-service eating places . . . . .	3 280	7 679	30 696	209	65	37	47	50	8	2	—	—	—	
722211	Limited-service restaurants . . . . .	2 831	6 552	26 528	168	49	31	33	46	7	2	—	—	—	
722212	Cafeterias . . . . .	153	452	1 493	5	1	—	1	2	1	—	—	—	—	
722213	Snack & nonalcoholic beverage bars . . . . .	296	675	2 675	36	15	6	13	2	—	—	—	—	—	
7223	Special food services . . . . .	392	707	3 485	23	10	3	3	6	—	1	—	—	—	
72231	Food service contractors . . . . .	240	355	2 162	11	4	1	2	3	—	1	—	—	—	
722310	Food service contractors . . . . .	240	355	2 162	11	4	1	2	3	—	1	—	—	—	
72232	Caterers . . . . .	127	313	1 089	8	3	2	1	2	—	—	—	—	—	
722320	Caterers . . . . .	127	313	1 089	8	3	2	1	2	—	—	—	—	—	

See footnotes at end of table.

**Table 6. Counties—Employees, Payroll, and Establishments by Industry: 2003—Con.**

[Excludes most government employees, railroad employees, and self-employed persons. Size class 1 to 4 includes establishments with payroll, but no employees, during mid-March pay period. (D) denotes figures withheld to avoid disclosing data for individual companies; the data are included in broader industry totals. Detailed industries with 100 or more employees are shown if industry was not a (D). For explanation of terms, abbreviations, and data reliability/comparability, see introductory text]

NAICS code	Industry	Number of employees for week including March 12	Payroll (\$1,000)		Total number of establishments	Number of establishments by employment-size class								
			First quarter	Annual		1 to 4	5 to 9	10 to 19	20 to 49	50 to 99	100 to 249	250 to 499	500 to 999	1,000 or more
<b>SARASOTA—Con.</b>														
<b>72</b>	<b>Accommodation &amp; food services—Con.</b>													
722	Food services & drinking places—Con.													
7224	Drinking places (alcoholic beverages) .....	555	1 499	6 616	48	22	15	6	3	1	1	—	—	—
72241	Drinking places (alcoholic beverages) .....	555	1 499	6 616	48	22	15	6	3	1	1	—	—	—
722410	Drinking places (alcoholic beverages) .....	555	1 499	6 616	48	22	15	6	3	1	1	—	—	—
<b>81</b>	<b>Other services (except public administration) .....</b>	<b>7 636</b>	<b>35 695</b>	<b>144 320</b>	<b>1 152</b>	<b>735</b>	<b>220</b>	<b>116</b>	<b>64</b>	<b>13</b>	<b>4</b>	<b>—</b>	<b>—</b>	<b>—</b>
811	Repair & maintenance .....	1 389	7 417	29 362	314	237	51	15	7	4	—	—	—	—
8111	Automotive repair & maintenance .....	992	5 118	21 481	216	159	40	8	6	3	—	—	—	—
81111	Automotive mechanical & electrical R&M .....	370	2 287	9 398	139	114	25	—	—	—	—	—	—	—
811111	General automotive repair .....	324	1 998	8 169	117	94	23	—	—	—	—	—	—	—
81112	Automotive body, paint, interior & glass repair .....	255	1 640	7 005	47	29	8	7	3	—	—	—	—	—
811121	Automotive body, paint & interior R&M .....	235	1 476	6 305	41	25	7	6	3	—	—	—	—	—
81119	Other automotive R&M .....	367	1 191	5 078	30	16	7	1	3	3	—	—	—	—
8114	Personal & household goods R&M .....	257	1 434	4 137	55	44	6	4	—	1	—	—	—	—
81149	Other personal & household goods R&M .....	167	943	2 151	27	21	3	2	—	1	—	—	—	—
811490	Other personal & household goods R&M .....	167	943	2 151	27	21	3	2	—	1	—	—	—	—
812	Personal & laundry services .....	2 005	9 426	37 331	352	230	75	32	12	2	1	—	—	—
8121	Personal care services .....	1 167	5 593	20 344	225	148	49	20	6	2	—	—	—	—
81211	Hair, nail & skin care services .....	1 109	5 393	19 600	206	132	48	18	6	2	—	—	—	—
812112	Beauty salons .....	1 076	5 254	19 026	192	120	46	18	6	2	—	—	—	—
8122	Death care services .....	195	976	4 320	22	7	7	6	2	—	—	—	—	—
81221	Funeral homes .....	129	724	3 227	16	6	6	2	2	—	—	—	—	—
812210	Funeral homes .....	129	724	3 227	16	6	6	2	2	—	—	—	—	—
8123	Drycleaning & laundry services .....	386	1 639	7 891	36	22	7	5	1	—	1	—	—	—
81233	Linen & uniform supply .....	(C)	(D)	(D)	3	1	—	—	1	—	1	—	—	—
8129	Other personal services .....	257	1 218	4 776	69	53	12	1	3	—	—	—	—	—
81299	All other personal services .....	111	460	1 626	37	28	8	—	1	—	—	—	—	—
812990	All other personal services .....	111	460	1 626	37	28	8	—	1	—	—	—	—	—
813	Religious, grantmaking, civic, prof & like organizations .....	4 242	18 852	77 627	486	268	94	69	45	7	3	—	—	—
8131	Religious organizations .....	2 277	9 236	37 269	205	94	44	34	26	5	2	—	—	—
81311	Religious organizations .....	2 277	9 236	37 269	205	94	44	34	26	5	2	—	—	—
813110	Religious organizations .....	2 277	9 236	37 269	205	94	44	34	26	5	2	—	—	—
8132	Grantmaking & giving services .....	165	1 416	5 845	31	21	4	4	2	—	—	—	—	—
81321	Grantmaking & giving services .....	165	1 416	5 845	31	21	4	4	2	—	—	—	—	—
8133	Social advocacy organizations .....	103	385	1 538	14	8	4	1	—	1	—	—	—	—
81331	Social advocacy organizations .....	103	385	1 538	14	8	4	1	—	1	—	—	—	—
8134	Civic & social organizations .....	656	2 444	10 785	49	20	12	7	8	1	1	—	—	—
81341	Civic & social organizations .....	656	2 444	10 785	49	20	12	7	8	1	1	—	—	—
813410	Civic & social organizations .....	656	2 444	10 785	49	20	12	7	8	1	1	—	—	—
8139	Business, labor, political, like organizations .....	1 041	5 371	22 190	187	125	30	23	9	—	—	—	—	—
81399	Oth similar organizations (exc business, prof, labor, pol) .....	840	4 066	16 685	146	95	27	17	7	—	—	—	—	—
813990	Oth similar organizations (exc business, prof, labor, pol) .....	840	4 066	16 685	146	95	27	17	7	—	—	—	—	—
<b>99</b>	<b>Unclassified establishments .....</b>	<b>(B)</b>	<b>(D)</b>	<b>(D)</b>	<b>31</b>	<b>26</b>	<b>4</b>	<b>1</b>	<b>—</b>	<b>—</b>	<b>—</b>	<b>—</b>	<b>—</b>	<b>—</b>
<b>SEMINOLE</b>														
	<b>Total .....</b>	<b>145 142</b>	<b>1 166 717</b>	<b>4 822 539</b>	<b>11 513</b>	<b>6 825</b>	<b>2 001</b>	<b>1 285</b>	<b>902</b>	<b>285</b>	<b>166</b>	<b>30</b>	<b>11</b>	<b>8</b>
<b>11</b>	<b>Forestry, fishing, hunting, and agriculture support .....</b>	<b>(B)</b>	<b>(D)</b>	<b>(D)</b>	<b>12</b>	<b>9</b>	<b>1</b>	<b>2</b>	<b>—</b>	<b>—</b>	<b>—</b>	<b>—</b>	<b>—</b>	<b>—</b>
<b>21</b>	<b>Mining .....</b>	<b>7</b>	<b>39</b>	<b>203</b>	<b>4</b>	<b>4</b>	<b>—</b>	<b>—</b>	<b>—</b>	<b>—</b>	<b>—</b>	<b>—</b>	<b>—</b>	<b>—</b>
<b>22</b>	<b>Utilities .....</b>	<b>949</b>	<b>11 888</b>	<b>36 350</b>	<b>21</b>	<b>8</b>	<b>2</b>	<b>4</b>	<b>3</b>	<b>1</b>	<b>1</b>	<b>2</b>	<b>—</b>	<b>—</b>
221	Utilities .....	949	11 888	36 350	21	8	2	4	3	1	1	2	—	—
2211	Elec pwr generation, transmsn & distribution ...	804	10 870	31 892	7	—	1	1	2	—	1	2	—	—
22111	Electric power generation .....	(F)	(D)	(D)	5	—	1	—	2	—	—	2	—	—
22112	Electric pwr transmsn, control & distribution ..	(C)	(D)	(D)	2	—	—	1	—	—	1	—	—	—
<b>23</b>	<b>Construction .....</b>	<b>16 813</b>	<b>142 740</b>	<b>620 209</b>	<b>1 359</b>	<b>859</b>	<b>211</b>	<b>136</b>	<b>93</b>	<b>37</b>	<b>16</b>	<b>4</b>	<b>1</b>	<b>2</b>
236	Construction of Buildings .....	3 583	37 858	174 185	333	231	51	27	13	5	5	—	—	1
2361	Residential Building Construction .....	2 610	28 806	136 746	231	175	29	11	8	3	4	—	—	1
23611	Residential Building Construction .....	2 610	28 806	136 746	231	175	29	11	8	3	4	—	—	1
236115	New Single-Family Housing Construction (except Operative Builders) .....	534	5 647	28 677	143	117	19	4	1	1	1	—	—	—
236117	New Housing Operative Builders .....	1 745	20 716	97 020	18	5	3	1	3	2	3	—	—	1
236118	Residential Remodelers .....	258	1 413	5 545	63	51	4	5	3	—	—	—	—	—
2362	Nonresidential Building Construction .....	973	9 052	37 439	102	56	22	16	5	2	1	—	—	—
23622	Commercial and Institutional Building Construction .....	(F)	(D)	(D)	101	55	22	16	5	2	1	—	—	—

See footnotes at end of table.

**Table 6. Counties—Employees, Payroll, and Establishments by Industry: 2003—Con.**

[Excludes most government employees, railroad employees, and self-employed persons. Size class 1 to 4 includes establishments with payroll, but no employees, during mid-March pay period. (D) denotes figures withheld to avoid disclosing data for individual companies; the data are included in broader industry totals. Detailed industries with 100 or more employees are shown if industry was not a (D). For explanation of terms, abbreviations, and data reliability/comparability, see introductory text]

NAICS code	Industry	Number of employees for week including March 12	Payroll (\$1,000)		Total number of establishments	Number of establishments by employment-size class								
			First quarter	Annual		1 to 4	5 to 9	10 to 19	20 to 49	50 to 99	100 to 249	250 to 499	500 to 999	1,000 or more
<b>SEMINOLE—Con.</b>														
<b>23 Construction—Con.</b>														
237	Heavy and Civil Engineering Construction .....	1 537	14 287	64 403	93	45	14	15	11	6	2	—	—	—
2371	Utility System Construction .....	809	8 319	35 609	31	12	6	5	4	2	2	—	—	—
23711	Water and Sewer Line and Related Structures Construction .....	571	5 534	24 761	20	8	4	4	1	1	2	—	—	—
237110	Water and Sewer Line and Related Structures Construction .....	571	5 534	24 761	20	8	4	4	1	1	2	—	—	—
23713	Power and Communication Line and Related Structures Construction .....	238	2 785	10 848	11	4	2	1	3	1	—	—	—	—
237130	Power and Communication Line and Related Structures Construction .....	238	2 785	10 848	11	4	2	1	3	1	—	—	—	—
2372	Land Subdivision .....	104	1 015	5 248	28	22	1	5	—	—	—	—	—	—
23721	Land Subdivision .....	104	1 015	5 248	28	22	1	5	—	—	—	—	—	—
237210	Land Subdivision .....	104	1 015	5 248	28	22	1	5	—	—	—	—	—	—
2373	Highway, Street, and Bridge Construction .....	461	3 760	18 192	23	8	3	4	5	3	—	—	—	—
23731	Highway, Street, and Bridge Construction .....	461	3 760	18 192	23	8	3	4	5	3	—	—	—	—
237310	Highway, Street, and Bridge Construction .....	461	3 760	18 192	23	8	3	4	5	3	—	—	—	—
2379	Other Heavy and Civil Engineering Construction .....	163	1 193	5 354	11	3	4	1	2	1	—	—	—	—
23799	Other Heavy and Civil Engineering Construction .....	163	1 193	5 354	11	3	4	1	2	1	—	—	—	—
237990	Other Heavy and Civil Engineering Construction .....	163	1 193	5 354	11	3	4	1	2	1	—	—	—	—
238	Specialty Trade Contractors .....	11 693	90 595	381 621	933	583	146	94	69	26	9	4	1	1
2381	Foundation, Structure, and Building Exterior Contractors .....	2 450	15 491	65 014	211	115	43	22	21	8	1	1	—	—
23811	Poured Concrete Foundation and Structure Contractors .....	1 349	7 935	33 737	68	32	13	8	8	5	1	1	—	—
238110	Poured Concrete Foundation and Structure Contractors .....	1 349	7 935	33 737	68	32	13	8	8	5	1	1	—	—
23813	Framing Contractors .....	124	809	3 156	26	17	7	1	1	—	—	—	—	—
238130	Framing Contractors .....	124	809	3 156	26	17	7	1	1	—	—	—	—	—
23814	Masonry Contractors .....	411	3 168	14 164	40	24	4	4	6	2	—	—	—	—
238140	Masonry Contractors .....	411	3 168	14 164	40	24	4	4	6	2	—	—	—	—
23815	Glass and Glazing Contractors .....	112	878	3 388	8	3	2	1	2	—	—	—	—	—
238150	Glass and Glazing Contractors .....	112	878	3 388	8	3	2	1	2	—	—	—	—	—
23816	Roofing Contractors .....	306	1 761	7 528	46	24	12	7	2	1	—	—	—	—
238160	Roofing Contractors .....	306	1 761	7 528	46	24	12	7	2	1	—	—	—	—
2382	Building Equipment Contractors .....	6 381	55 407	231 598	292	164	47	36	23	11	7	2	1	1
23821	Electrical Contractors .....	3 895	34 836	141 738	124	63	23	19	11	3	2	1	1	1
238210	Electrical Contractors .....	3 895	34 836	141 738	124	63	23	19	11	3	2	1	1	1
23822	Plumbing, Heating, and Air-Conditioning Contractors .....	2 408	19 506	85 537	161	97	23	16	12	7	5	1	—	—
238220	Plumbing, Heating, and Air-Conditioning Contractors .....	2 408	19 506	85 537	161	97	23	16	12	7	5	1	—	—
2383	Building Finishing Contractors .....	1 264	8 458	37 980	262	201	26	19	13	3	—	—	—	—
23831	Drywall and Insulation Contractors .....	283	1 671	7 716	42	27	5	4	6	—	—	—	—	—
238310	Drywall and Insulation Contractors .....	283	1 671	7 716	42	27	5	4	6	—	—	—	—	—
23832	Painting and Wall Covering Contractors .....	398	2 579	11 592	83	64	7	8	3	1	—	—	—	—
238320	Painting and Wall Covering Contractors .....	398	2 579	11 592	83	64	7	8	3	1	—	—	—	—
23834	Tile and Terrazzo Contractors .....	108	690	2 866	30	23	4	2	1	—	—	—	—	—
238340	Tile and Terrazzo Contractors .....	108	690	2 866	30	23	4	2	1	—	—	—	—	—
23835	Finish Carpentry Contractors .....	165	1 254	5 509	65	56	7	1	—	1	—	—	—	—
238350	Finish Carpentry Contractors .....	165	1 254	5 509	65	56	7	1	—	1	—	—	—	—
23839	Other Building Finishing Contractors .....	217	1 725	7 053	14	8	2	—	3	1	—	—	—	—
238390	Other Building Finishing Contractors .....	217	1 725	7 053	14	8	2	—	3	1	—	—	—	—
2389	Other Specialty Trade Contractors .....	1 598	11 239	47 029	168	103	30	17	12	4	1	1	—	—
23891	Site Preparation Contractors .....	890	6 499	26 210	59	34	7	8	6	2	1	1	—	—
238910	Site Preparation Contractors .....	890	6 499	26 210	59	34	7	8	6	2	1	1	—	—
23899	All Other Specialty Trade Contractors .....	708	4 740	20 819	109	69	23	9	6	2	—	—	—	—
238990	All Other Specialty Trade Contractors .....	708	4 740	20 819	109	69	23	9	6	2	—	—	—	—
<b>31-33</b>	<b>Manufacturing .....</b>	<b>11 668</b>	<b>168 000</b>	<b>678 373</b>	<b>426</b>	<b>210</b>	<b>75</b>	<b>53</b>	<b>52</b>	<b>21</b>	<b>11</b>	<b>3</b>	<b>—</b>	<b>1</b>
311	Food mfg .....	363	2 501	11 410	21	11	4	—	3	2	1	—	—	—
3118	Bakeries & tortilla mfg .....	165	1 061	5 210	7	4	1	—	1	—	1	—	—	—
31182	Cookie, cracker & pasta mfg .....	(C)	(D)	(D)	1	—	—	—	—	—	1	—	—	—
3119	Other food mfg .....	132	910	4 056	5	2	—	—	1	2	—	—	—	—
31199	All other food mfg .....	(C)	(D)	(D)	2	—	—	—	—	2	—	—	—	—
314	Textile product mills .....	176	1 354	5 895	13	8	—	1	2	2	—	—	—	—
3149	Other textile product mills .....	166	1 308	5 641	8	3	—	1	2	2	—	—	—	—
31499	All other textile product mills .....	(C)	(D)	(D)	6	3	—	—	2	1	—	—	—	—
321	Wood product mfg .....	368	2 887	12 903	18	10	1	2	2	2	1	—	—	—
3212	Veneer, plywood & engineered wood product mfg .....	(C)	(D)	(D)	2	—	—	—	1	—	1	—	—	—
32121	Veneer, plywood & engineered wood product mfg .....	(C)	(D)	(D)	2	—	—	—	1	—	1	—	—	—
3219	Other wood product mfg .....	(C)	(D)	(D)	14	8	1	2	1	2	—	—	—	—
32191	Millwork .....	203	1 514	7 214	10	5	—	2	1	2	—	—	—	—
321911	Wood window & door mfg .....	170	1 350	6 390	4	1	—	—	1	2	—	—	—	—
323	Printing & related support activities .....	569	4 968	18 695	52	31	10	5	5	—	1	—	—	—
3231	Printing & related support activities .....	569	4 968	18 695	52	31	10	5	5	—	1	—	—	—
32311	Printing .....	553	4 880	18 283	49	30	8	5	5	—	1	—	—	—
323110	Commercial lithographic printing .....	410	3 995	14 439	18	8	2	3	4	—	1	—	—	—
325	Chemical mfg .....	102	922	4 329	14	9	2	2	1	—	—	—	—	—
326	Plastics & rubber products mfg .....	199	1 460	6 195	14	5	4	1	3	1	—	—	—	—
3261	Plastics product mfg .....	(C)	(D)	(D)	12	4	4	1	3	—	—	—	—	—
32619	Other plastics product mfg .....	(C)	(D)	(D)	9	3	3	1	2	—	—	—	—	—

See footnotes at end of table.



**Table 6. Counties—Employees, Payroll, and Establishments by Industry: 2003—Con.**

[Excludes most government employees, railroad employees, and self-employed persons. Size class 1 to 4 includes establishments with payroll, but no employees, during mid-March pay period. (D) denotes figures withheld to avoid disclosing data for individual companies; the data are included in broader industry totals. Detailed industries with 100 or more employees are shown if industry was not a (D). For explanation of terms, abbreviations, and data reliability/comparability, see introductory text]

NAICS code	Industry	Number of employees for week including March 12	Payroll (\$1,000)		Total number of establishments	Number of establishments by employment-size class									
			First quarter	Annual		1 to 4	5 to 9	10 to 19	20 to 49	50 to 99	100 to 249	250 to 499	500 to 999	1,000 or more	
<b>SEMINOLE—Con.</b>															
<b>31-33 Manufacturing—Con.</b>															
327	Nonmetallic mineral product mfg . . . . .	342	2 591	11 383	27	12	4	4	6	1	—	—	—	—	
3273	Cement & concrete product mfg . . . . .	(C)	(D)	(D)	12	3	2	4	3	—	—	—	—	—	
32732	Ready-mix concrete mfg . . . . .	162	1 380	6 327	9	2	1	3	3	—	—	—	—	—	
327320	Ready-mix concrete mfg . . . . .	162	1 380	6 327	9	2	1	3	3	—	—	—	—	—	
332	Fabricated metal product mfg . . . . .	1 243	8 827	37 034	51	21	13	7	4	3	2	1	—	—	
3323	Architectural & structural metals mfg . . . . .	818	5 596	24 198	16	2	5	3	3	1	1	1	—	—	
33232	Ornamental & architectural metal prod mfg . . . . .	(F)	(D)	(D)	15	2	5	2	3	1	1	1	—	—	
332322	Sheet metal work mfg . . . . .	237	1 744	8 205	4	—	1	—	2	—	1	—	—	—	
3327	Mach shops, turn prod, screw, nut, bolt mfg . . . . .	150	1 227	4 819	17	9	5	1	1	1	—	—	—	—	
3328	Coating, engrave, heat treating & oth activity . . . . .	108	658	2 917	9	5	1	2	—	1	—	—	—	—	
33281	Coating, engrave, heat treating & oth activity . . . . .	108	658	2 917	9	5	1	2	—	1	—	—	—	—	
3329	Other fabricated metal product mfg . . . . .	(C)	(D)	(D)	3	2	—	—	—	—	1	—	—	—	
33291	Metal valve mfg . . . . .	(C)	(D)	(D)	1	—	—	—	—	—	1	—	—	—	
333	Machinery mfg . . . . .	413	4 899	24 222	26	14	3	3	4	1	1	—	—	—	
3335	Metalworking machinery mfg . . . . .	(C)	(D)	(D)	3	2	—	—	—	—	1	—	—	—	
33351	Metalworking machinery mfg . . . . .	(C)	(D)	(D)	3	2	—	—	—	—	1	—	—	—	
3339	Other general purpose machinery mfg . . . . .	127	822	4 119	10	5	2	—	3	—	—	—	—	—	
33399	All other general purpose machinery mfg . . . . .	(C)	(D)	(D)	8	3	2	—	3	—	—	—	—	—	
334	Computer & electronic product mfg . . . . .	5 356	113 929	455 855	33	9	7	5	5	4	2	—	—	1	
3342	Communications equipment mfg . . . . .	(H)	(D)	(D)	5	1	2	—	—	1	—	—	—	1	
33421	Telephone apparatus mfg . . . . .	(H)	(D)	(D)	2	—	—	—	—	1	—	—	—	1	
3344	Semiconductor & oth electronic component mfg . . . . .	(E)	(D)	(D)	11	3	1	3	3	1	—	—	—	—	
33441	Semiconductor & oth electronic component mfg . . . . .	(E)	(D)	(D)	11	3	1	3	3	1	—	—	—	—	
3345	Nav, measuring, medical, control instruments mfg . . . . .	(F)	(D)	(D)	12	2	3	2	1	2	2	—	—	—	
33451	Nav, measuring, medical, control instruments mfg . . . . .	(F)	(D)	(D)	12	2	3	2	1	2	2	—	—	—	
335	Electrical equip, appliance & component mfg . . . . .	654	7 033	28 778	13	7	—	1	1	1	2	1	—	—	
3353	Electrical equipment mfg . . . . .	(E)	(D)	(D)	5	3	—	—	—	—	1	1	—	—	
33531	Electrical equipment mfg . . . . .	(E)	(D)	(D)	5	3	—	—	—	—	1	1	—	—	
3359	Other electrical equipment & component mfg . . . . .	(C)	(D)	(D)	7	3	—	1	1	1	—	—	—	—	
33591	Battery mfg . . . . .	(C)	(D)	(D)	1	—	—	—	—	—	1	—	—	—	
33599	All oth electrical equipment & component mfg . . . . .	(C)	(D)	(D)	4	1	—	1	1	1	—	—	—	—	
336	Transportation equipment mfg . . . . .	467	6 056	18 048	13	5	2	2	2	1	—	1	—	—	
3362	Motor vehicle body & trailer mfg . . . . .	(E)	(D)	(D)	3	—	1	—	1	—	—	1	—	—	
33621	Motor vehicle body & trailer mfg . . . . .	(E)	(D)	(D)	3	—	1	—	1	—	—	1	—	—	
3363	Motor vehicle parts mfg . . . . .	122	1 150	4 986	5	2	—	1	1	1	—	—	—	—	
337	Furniture & related product mfg . . . . .	479	3 005	12 658	43	18	8	8	8	1	—	—	—	—	
3371	HH & institutional furniture & kitchen cabinet mfg . . . . .	345	2 067	8 276	29	9	7	7	5	1	—	—	—	—	
33711	Wood kitchen cabinet & countertop mfg . . . . .	121	809	3 438	17	7	5	4	1	—	—	—	—	—	
337110	Wood kitchen cabinet & countertop mfg . . . . .	121	809	3 438	17	7	5	4	1	—	—	—	—	—	
33712	Household & institutional furniture mfg . . . . .	224	1 258	4 838	12	2	2	3	4	1	—	—	—	—	
339	Miscellaneous mfg . . . . .	758	6 063	23 994	63	35	12	8	6	1	1	—	—	—	
3391	Medical equipment & supplies mfg . . . . .	374	3 554	14 346	26	17	2	3	3	—	1	—	—	—	
33911	Medical equipment & supplies mfg . . . . .	374	3 554	14 346	26	17	2	3	3	—	1	—	—	—	
3399	Other miscellaneous mfg . . . . .	384	2 509	9 648	37	18	10	5	3	1	—	—	—	—	
33999	All other misc mfg . . . . .	192	1 308	5 461	8	3	1	1	2	1	—	—	—	—	
<b>42</b>	<b>Wholesale trade . . . . .</b>	<b>7 833</b>	<b>80 232</b>	<b>336 463</b>	<b>867</b>	<b>543</b>	<b>157</b>	<b>92</b>	<b>56</b>	<b>8</b>	<b>8</b>	<b>2</b>	<b>1</b>	<b>—</b>	
423	Merchant Wholesalers, Durable Goods . . . . .	5 210	53 220	226 629	521	306	98	64	41	6	4	1	1	—	
4231	Motor Vehicle and Motor Vehicle Parts and Supplies Merchant Wholesalers . . . . .	560	2 755	13 833	44	28	7	6	1	—	2	—	—	—	
42311	Automobile and Other Motor Vehicle Merchant Wholesalers . . . . .	390	1 894	10 256	13	10	—	1	—	—	2	—	—	—	
423110	Automobile and Other Motor Vehicle Merchant Wholesalers . . . . .	390	1 894	10 256	13	10	—	1	—	—	2	—	—	—	
42312	Motor Vehicle Supplies and New Parts Merchant Wholesalers . . . . .	148	671	3 005	25	13	7	4	1	—	—	—	—	—	
423120	Motor Vehicle Supplies and New Parts Merchant Wholesalers . . . . .	148	671	3 005	25	13	7	4	1	—	—	—	—	—	
4232	Furniture and Home Furnishing Merchant Wholesalers . . . . .	248	1 780	8 137	30	18	8	1	2	1	—	—	—	—	
42322	Home Furnishing Merchant Wholesalers . . . . .	194	1 300	6 134	22	12	7	1	1	1	—	—	—	—	
423220	Home Furnishing Merchant Wholesalers . . . . .	194	1 300	6 134	22	12	7	1	1	1	—	—	—	—	
4233	Lumber and Other Construction Materials Merchant Wholesalers . . . . .	568	3 222	13 858	33	15	7	6	4	—	—	1	—	—	
42331	Lumber, Plywood, Millwork, and Wood Panel Merchant Wholesalers . . . . .	178	1 876	7 941	16	6	3	3	4	—	—	—	—	—	
423310	Lumber, Plywood, Millwork, and Wood Panel Merchant Wholesalers . . . . .	178	1 876	7 941	16	6	3	3	4	—	—	—	—	—	
42333	Roofing, Siding, and Insulation Material Merchant Wholesalers . . . . .	345	899	4 021	5	1	1	2	—	—	—	1	—	—	
423330	Roofing, Siding, and Insulation Material Merchant Wholesalers . . . . .	345	899	4 021	5	1	1	2	—	—	—	1	—	—	

See footnotes at end of table.

**Table 6. Counties—Employees, Payroll, and Establishments by Industry: 2003—Con.**

[Excludes most government employees, railroad employees, and self-employed persons. Size class 1 to 4 includes establishments with payroll, but no employees, during mid-March pay period. (D) denotes figures withheld to avoid disclosing data for individual companies; the data are included in broader industry totals. Detailed industries with 100 or more employees are shown if industry was not a (D). For explanation of terms, abbreviations, and data reliability/comparability, see introductory text]

NAICS code	Industry	Number of employees for week including March 12	Payroll (\$1,000)		Total number of establishments	Number of establishments by employment-size class										
			First quarter	Annual		1 to 4	5 to 9	10 to 19	20 to 49	50 to 99	100 to 249	250 to 499	500 to 999	1,000 or more		
<b>42</b>	<b>SEMINOLE—Con.</b>															
	<b>Wholesale trade—Con.</b>															
423	Merchant Wholesalers, Durable Goods—Con.															
4234	Professional and Commercial Equipment and Supplies Merchant Wholesalers	995	11 188	49 277	113	66	18	15	12	1	1	—	—	—	—	—
42342	Office Equipment Merchant Wholesalers	140	1 726	7 507	12	6	2	1	3	—	—	—	—	—	—	—
423420	Office Equipment Merchant Wholesalers	140	1 726	7 507	12	6	2	1	3	—	—	—	—	—	—	—
42343	Computer and Computer Peripheral Equipment and Software Merchant Wholesalers	396	4 715	20 974	45	23	10	5	6	1	—	—	—	—	—	—
423430	Computer and Computer Peripheral Equipment and Software Merchant Wholesalers	396	4 715	20 974	45	23	10	5	6	1	—	—	—	—	—	—
42345	Medical, Dental, and Hospital Equipment and Supplies Merchant Wholesaler	312	3 390	15 179	28	17	4	4	2	—	1	—	—	—	—	—
423450	Medical, Dental, and Hospital Equipment and Supplies Merchant Wholesaler	312	3 390	15 179	28	17	4	4	2	—	1	—	—	—	—	—
4235	Metal and Mineral (except Petroleum) Merchant Wholesalers	119	1 363	5 801	15	8	3	2	2	—	—	—	—	—	—	—
42351	Metal Service Centers and Other Metal Merchant Wholesalers	(C)	(D)	(D)	14	7	3	2	2	—	—	—	—	—	—	—
4236	Electrical and Electronic Goods Merchant Wholesalers	1 407	19 382	77 552	106	62	17	13	10	3	—	—	—	1	—	—
42361	Electrical Apparatus and Equipment, Wiring Supplies, and Related Equipment	296	3 900	15 809	35	17	8	6	4	—	—	—	—	—	—	—
423610	Electrical Apparatus and Equipment, Wiring Supplies, and Related Equipment	296	3 900	15 809	35	17	8	6	4	—	—	—	—	—	—	—
42369	Other Electronic Parts and Equipment Merchant Wholesalers	1 042	14 809	59 073	59	36	8	6	5	3	—	—	—	1	—	—
423690	Other Electronic Parts and Equipment Merchant Wholesalers	1 042	14 809	59 073	59	36	8	6	5	3	—	—	—	1	—	—
4237	Hardware, and Plumbing and Heating Equipment and Supplies Merchant Whole	283	3 076	13 352	44	28	7	6	3	—	—	—	—	—	—	—
42371	Hardware Merchant Wholesalers	179	2 034	8 872	20	12	2	3	3	—	—	—	—	—	—	—
423710	Hardware Merchant Wholesalers	179	2 034	8 872	20	12	2	3	3	—	—	—	—	—	—	—
4238	Machinery, Equipment, and Supplies Merchant Wholesalers	603	7 389	32 329	69	36	21	9	2	—	1	—	—	—	—	—
42383	Industrial Machinery and Equipment Merchant Wholesalers	397	5 392	23 728	35	18	9	6	1	—	1	—	—	—	—	—
423830	Industrial Machinery and Equipment Merchant Wholesalers	397	5 392	23 728	35	18	9	6	1	—	1	—	—	—	—	—
4239	Miscellaneous Durable Goods Merchant Wholesalers	427	3 065	12 490	67	45	10	6	5	1	—	—	—	—	—	—
42391	Sporting and Recreational Goods and Supplies Merchant Wholesalers	136	994	4 240	19	10	5	2	2	—	—	—	—	—	—	—
423910	Sporting and Recreational Goods and Supplies Merchant Wholesalers	136	994	4 240	19	10	5	2	2	—	—	—	—	—	—	—
42399	Other Miscellaneous Durable Goods Merchant Wholesalers	216	1 557	5 568	32	21	4	4	2	1	—	—	—	—	—	—
423990	Other Miscellaneous Durable Goods Merchant Wholesalers	216	1 557	5 568	32	21	4	4	2	1	—	—	—	—	—	—
424	Merchant Wholesalers, Nondurable Goods	2 167	22 154	89 662	216	138	37	20	15	1	4	1	—	—	—	—
4243	Apparel, Piece Goods, and Notions Merchant Wholesalers	106	610	2 748	20	14	4	1	1	—	—	—	—	—	—	—
4244	Grocery and Related Product Wholesalers	368	2 601	11 345	52	34	7	5	6	—	—	—	—	—	—	—
42449	Other Grocery and Related Products Merchant Wholesalers	161	1 248	4 928	24	16	2	4	2	—	—	—	—	—	—	—
424490	Other Grocery and Related Products Merchant Wholesalers	161	1 248	4 928	24	16	2	4	2	—	—	—	—	—	—	—
4246	Chemical and Allied Products Merchant Wholesalers	429	7 123	28 378	30	22	3	1	3	—	—	1	—	—	—	—
42469	Other Chemical and Allied Products Merchant Wholesalers	410	6 953	27 320	22	15	2	1	3	—	—	1	—	—	—	—
424690	Other Chemical and Allied Products Merchant Wholesalers	410	6 953	27 320	22	15	2	1	3	—	—	1	—	—	—	—
4247	Petroleum and Petroleum Products Merchant Wholesalers	254	2 892	10 895	9	3	4	—	—	1	1	—	—	—	—	—
42471	Petroleum Bulk Stations and Terminals	(C)	(D)	(D)	3	—	1	—	—	1	1	—	—	—	—	—
4248	Beer, Wine, and Distilled Alcoholic Beverage Merchant Wholesalers	(C)	(D)	(D)	2	1	—	—	—	—	1	—	—	—	—	—
42481	Beer and Ale Merchant Wholesalers	(C)	(D)	(D)	1	—	—	—	—	—	1	—	—	—	—	—
4249	Miscellaneous Nondurable Goods Merchant Wholesalers	714	5 870	24 166	71	42	15	8	4	—	2	—	—	—	—	—
42492	Book, Periodical, and Newspaper Merchant Wholesalers	237	1 022	4 951	7	2	1	1	2	—	1	—	—	—	—	—
424920	Book, Periodical, and Newspaper Merchant Wholesalers	237	1 022	4 951	7	2	1	1	2	—	1	—	—	—	—	—
42494	Tobacco and Tobacco Product Merchant Wholesalers	(C)	(D)	(D)	2	1	—	—	—	—	1	—	—	—	—	—
42499	Other Miscellaneous Nondurable Goods Merchant Wholesalers	197	1 337	5 539	36	24	7	3	2	—	—	—	—	—	—	—
424990	Other Miscellaneous Nondurable Goods Merchant Wholesalers	197	1 337	5 539	36	24	7	3	2	—	—	—	—	—	—	—
425	Wholesale Electronic Markets and Agents and Brokers	456	4 858	20 172	130	99	22	8	—	1	—	—	—	—	—	—
4251	Wholesale Electronic Markets and Agents and Brokers	456	4 858	20 172	130	99	22	8	—	1	—	—	—	—	—	—
42512	Wholesale Trade Agents and Brokers	(E)	(D)	(D)	127	97	22	7	—	1	—	—	—	—	—	—

See footnotes at end of table.

**Table 6. Counties—Employees, Payroll, and Establishments by Industry: 2003—Con.**

[Excludes most government employees, railroad employees, and self-employed persons. Size class 1 to 4 includes establishments with payroll, but no employees, during mid-March pay period. (D) denotes figures withheld to avoid disclosing data for individual companies; the data are included in broader industry totals. Detailed industries with 100 or more employees are shown if industry was not a (D). For explanation of terms, abbreviations, and data reliability/comparability, see introductory text]

NAICS code	Industry	Number of employees for week including March 12	Payroll (\$1,000)		Total number of establishments	Number of establishments by employment-size class								
			First quarter	Annual		1 to 4	5 to 9	10 to 19	20 to 49	50 to 99	100 to 249	250 to 499	500 to 999	1,000 or more
<b>SEMINOLE—Con.</b>														
<b>44-45</b>	<b>Retail trade</b>	<b>25 015</b>	<b>130 158</b>	<b>529 722</b>	<b>1 697</b>	<b>818</b>	<b>396</b>	<b>237</b>	<b>140</b>	<b>50</b>	<b>52</b>	<b>4</b>	—	—
441	Motor vehicle & parts dealers	2 661	23 088	96 136	177	84	42	25	11	9	5	1	—	—
4411	Automobile dealers	1 926	18 681	77 200	86	52	11	4	4	9	5	1	—	—
44111	New car dealers	1 731	16 905	70 189	32	10	2	2	4	8	5	1	—	—
441110	New car dealers	1 731	16 905	70 189	32	10	2	2	4	8	5	1	—	—
44112	Used car dealers	195	1 776	7 011	54	42	9	2	—	1	—	—	—	—
441120	Used car dealers	195	1 776	7 011	54	42	9	2	—	1	—	—	—	—
4412	Other motor vehicle dealers	184	1 108	4 852	25	13	5	5	2	—	—	—	—	—
44122	Motorcycle & boat & other MV dealers	(C)	(D)	(D)	24	12	5	5	2	—	—	—	—	—
4413	Automotive parts, accessories & tire stores	551	3 299	14 084	66	19	26	16	5	—	—	—	—	—
44131	Automotive parts, accessories & tire stores	285	1 257	5 558	37	16	11	5	5	—	—	—	—	—
441310	Automotive parts, accessories & tire stores	285	1 257	5 558	37	16	11	5	5	—	—	—	—	—
44132	Tire dealers	266	2 042	8 526	29	3	15	11	—	—	—	—	—	—
441320	Tire dealers	266	2 042	8 526	29	3	15	11	—	—	—	—	—	—
442	Furniture & home furnishing stores	1 295	6 797	29 343	125	67	21	18	16	2	1	—	—	—
4421	Furniture stores	576	4 150	17 928	55	27	11	10	6	—	1	—	—	—
44211	Furniture stores	576	4 150	17 928	55	27	11	10	6	—	1	—	—	—
442110	Furniture stores	576	4 150	17 928	55	27	11	10	6	—	1	—	—	—
4422	Home furnishings stores	719	2 647	11 415	70	40	10	8	10	2	—	—	—	—
44221	Floor covering stores	109	816	3 656	24	17	5	1	1	—	—	—	—	—
442210	Floor covering stores	109	816	3 656	24	17	5	1	1	—	—	—	—	—
44229	Other home furnishings stores	610	1 831	7 759	46	23	5	7	9	2	—	—	—	—
442299	All other home furnishings stores	587	1 751	7 419	39	18	3	7	9	2	—	—	—	—
443	Electronics & appliance stores	798	4 128	16 895	97	52	29	9	4	2	1	—	—	—
4431	Electronics & appliance stores	798	4 128	16 895	97	52	29	9	4	2	1	—	—	—
44311	Appliance, TV & all other electronics stores	(F)	(D)	(D)	57	31	16	5	3	1	(1)	—	—	—
443112	Radio, television & other electronics stores	449	2 180	8 871	47	24	15	4	2	1	1	—	—	—
44312	Computer & software stores	257	1 458	6 250	36	21	9	4	1	1	—	—	—	—
443120	Computer & software stores	257	1 458	6 250	36	21	9	4	1	1	—	—	—	—
444	Bldg material & garden equip & supp dealers	1 935	11 719	47 673	112	53	35	10	4	2	8	—	—	—
4441	Building material & supplies dealers	1 824	11 151	44 915	88	42	24	8	4	2	8	—	—	—
44411	Home centers	(G)	(D)	(D)	8	1	—	—	—	—	7	—	—	—
44419	Other building material dealers	505	3 735	16 638	56	33	10	7	3	2	1	—	—	—
444190	Other building material dealers	505	3 735	16 638	56	33	10	7	3	2	1	—	—	—
4442	Lawn & garden equip & supplies stores	111	568	2 758	24	11	11	2	—	—	—	—	—	—
445	Food & beverage stores	4 889	19 921	82 507	176	103	19	7	7	23	17	—	—	—
4451	Grocery stores	4 625	19 107	79 098	119	65	5	4	6	22	17	—	—	—
44511	Grocery (except convenience) stores	4 501	18 728	77 416	75	26	3	1	6	22	17	—	—	—
445110	Grocery (except convenience) stores	4 501	18 728	77 416	75	26	3	1	6	22	17	—	—	—
44512	Convenience stores	124	379	1 682	44	39	2	3	—	—	—	—	—	—
445120	Convenience stores	124	379	1 682	44	39	2	3	—	—	—	—	—	—
4452	Specialty food stores	208	591	2 431	37	22	10	3	1	1	—	—	—	—
44529	Other specialty food stores	133	388	1 624	27	18	6	2	—	1	—	—	—	—
446	Health & personal care stores	1 644	10 402	43 452	141	69	22	27	20	1	2	—	—	—
4461	Health & personal care stores	1 644	10 402	43 452	141	69	22	27	20	1	2	—	—	—
44611	Pharmacies & drug stores	1 022	7 853	32 576	42	11	4	10	14	1	2	—	—	—
446110	Pharmacies & drug stores	1 022	7 853	32 576	42	11	4	10	14	1	2	—	—	—
44612	Cosmetics, beauty supplies & perfume stores	192	376	1 959	22	11	4	5	2	—	—	—	—	—
446120	Cosmetics, beauty supplies & perfume stores	192	376	1 959	22	11	4	5	2	—	—	—	—	—
44613	Optical goods stores	186	913	3 582	27	13	7	5	2	—	—	—	—	—
446130	Optical goods stores	186	913	3 582	27	13	7	5	2	—	—	—	—	—
44619	Other health & personal care stores	244	1 260	5 335	50	34	7	7	2	—	—	—	—	—
446191	Food (health) supplement stores	155	606	2 568	30	20	4	5	1	—	—	—	—	—
447	Gasoline stations	1 119	3 936	16 216	133	37	48	45	3	—	—	—	—	—
4471	Gasoline stations	1 119	3 936	16 216	133	37	48	45	3	—	—	—	—	—
44711	Gasoline stations with convenience stores	1 099	3 884	16 024	129	34	48	44	3	—	—	—	—	—
447110	Gasoline stations with convenience stores	1 099	3 884	16 024	129	34	48	44	3	—	—	—	—	—
448	Clothing & clothing accessories stores	2 720	8 507	34 056	266	93	92	48	28	4	1	—	—	—
4481	Clothing stores	2 045	5 901	23 565	154	42	45	39	23	4	1	—	—	—
44811	Men's clothing stores	125	494	1 970	13	8	1	3	—	1	—	—	—	—
448110	Men's clothing stores	125	494	1 970	13	8	1	3	—	1	—	—	—	—
44812	Women's clothing stores	465	1 248	5 031	51	10	20	19	2	—	—	—	—	—
448120	Women's clothing stores	465	1 248	5 031	51	10	20	19	2	—	—	—	—	—
44813	Children's & infants' clothing stores	163	447	1 783	17	5	6	4	2	—	—	—	—	—
448130	Children's & infants' clothing stores	163	447	1 783	17	5	6	4	2	—	—	—	—	—
44814	Family clothing stores	1 046	2 954	11 604	47	6	11	12	14	3	1	—	—	—
448140	Family clothing stores	1 046	2 954	11 604	47	6	11	12	14	3	1	—	—	—
44819	Other clothing stores	207	657	2 726	14	5	3	1	5	—	—	—	—	—
448190	Other clothing stores	207	657	2 726	14	5	3	1	5	—	—	—	—	—
4482	Shoe stores	352	953	4 069	45	16	19	6	4	—	—	—	—	—
44821	Shoe stores	352	953	4 069	45	16	19	6	4	—	—	—	—	—
448210	Shoe stores	352	953	4 069	45	16	19	6	4	—	—	—	—	—
4483	Jewelry, luggage & leather goods stores	323	1 653	6 422	67	35	28	3	1	—	—	—	—	—
44831	Jewelry stores	313	1 593	6 262	62	31	27	3	1	—	—	—	—	—
448310	Jewelry stores	313	1 593	6 262	62	31	27	3	1	—	—	—	—	—

See footnotes at end of table.

**Table 6. Counties—Employees, Payroll, and Establishments by Industry: 2003—Con.**

[Excludes most government employees, railroad employees, and self-employed persons. Size class 1 to 4 includes establishments with payroll, but no employees, during mid-March pay period. (D) denotes figures withheld to avoid disclosing data for individual companies; the data are included in broader industry totals. Detailed industries with 100 or more employees are shown if industry was not a (D). For explanation of terms, abbreviations, and data reliability/comparability, see introductory text]

NAICS code	Industry	Number of employees for week including March 12	Payroll (\$1,000)		Total number of establishments	Number of establishments by employment-size class									
			First quarter	Annual		1 to 4	5 to 9	10 to 19	20 to 49	50 to 99	100 to 249	250 to 499	500 to 999	1,000 or more	
<b>SEMINOLE—Con.</b>															
<b>44-45 Retail trade—Con.</b>															
451	Sporting goods, hobby, book & music stores . . . . .	994	3 693	15 729	91	45	17	12	15	2	—	—	—	—	
4511	Sporting goods, hobby, musical instrument stores . . . . .	703	2 894	12 033	62	34	11	6	9	2	—	—	—	—	
45111	Sporting goods stores . . . . .	280	1 461	5 900	26	16	3	3	3	1	—	—	—	—	
451110	Sporting goods stores . . . . .	280	1 461	5 900	26	16	3	3	3	1	—	—	—	—	
45112	Hobby, toy & game stores . . . . .	274	892	4 014	19	8	5	—	6	—	—	—	—	—	
451120	Hobby, toy & game stores . . . . .	274	892	4 014	19	8	5	—	6	—	—	—	—	—	
45113	Sewing, needlework & piece goods stores . . . . .	114	382	1 547	9	5	1	2	—	1	—	—	—	—	
451130	Sewing, needlework & piece goods stores . . . . .	114	382	1 547	9	5	1	2	—	1	—	—	—	—	
4512	Book, periodical & music stores . . . . .	291	799	3 696	29	11	6	6	6	—	—	—	—	—	
45121	Book stores & news dealers . . . . .	205	628	2 966	18	8	2	3	5	—	—	—	—	—	
452	General merchandise stores . . . . .	4 116	18 940	75 829	52	14	10	2	3	5	17	1	—	—	
4521	Department stores . . . . .	2 755	12 390	47 236	18	—	—	—	—	4	14	—	—	—	
45211	Department stores . . . . .	2 755	12 390	47 236	18	—	—	—	—	4	14	—	—	—	
452111	Department Stores (except Discount Department Stores) . . . . .	1 478	7 048	24 868	10	—	—	—	—	2	8	—	—	—	
452112	Discount Department Stores . . . . .	1 277	5 342	22 368	8	—	—	—	—	—	6	—	—	—	
4529	Other general merchandise stores . . . . .	1 361	6 550	28 593	34	14	10	2	3	1	3	1	—	—	
45291	Warehouse clubs & superstores . . . . .	1 160	5 852	25 602	5	—	—	—	—	1	3	1	—	—	
452910	Warehouse clubs & superstores . . . . .	1 160	5 852	25 602	5	—	—	—	—	1	3	1	—	—	
45299	All other general merchandise stores . . . . .	201	698	2 991	29	14	10	2	3	—	—	—	—	—	
452990	All other general merchandise stores . . . . .	201	698	2 991	29	14	10	2	3	—	—	—	—	—	
453	Miscellaneous store retailers . . . . .	1 402	5 383	23 147	210	122	43	27	18	—	—	—	—	—	
4532	Office supplies, stationery & gift stores . . . . .	561	1 833	7 498	67	28	18	13	8	—	—	—	—	—	
45321	Office supplies & stationery stores . . . . .	260	1 163	4 400	16	3	3	3	7	—	—	—	—	—	
453210	Office supplies & stationery stores . . . . .	260	1 163	4 400	16	3	3	3	7	—	—	—	—	—	
45322	Gift, novelty & souvenir stores . . . . .	301	670	3 098	51	25	15	10	1	—	—	—	—	—	
453220	Gift, novelty & souvenir stores . . . . .	301	670	3 098	51	25	15	10	1	—	—	—	—	—	
4533	Used merchandise stores . . . . .	127	435	1 933	25	15	7	2	1	—	—	—	—	—	
45331	Used merchandise stores . . . . .	127	435	1 933	25	15	7	2	1	—	—	—	—	—	
453310	Used merchandise stores . . . . .	127	435	1 933	25	15	7	2	1	—	—	—	—	—	
4539	Other miscellaneous store retailers . . . . .	642	2 844	12 641	95	62	12	12	9	—	—	—	—	—	
45391	Pet & pet supplies stores . . . . .	233	620	2 963	19	9	3	3	4	—	—	—	—	—	
453910	Pet & pet supplies stores . . . . .	233	620	2 963	19	9	3	3	4	—	—	—	—	—	
45399	All other miscellaneous store retailers . . . . .	379	2 101	9 201	67	46	7	9	5	—	—	—	—	—	
453998	All other misc store retailers (exc tobacco) . . . . .	340	1 926	8 243	60	40	7	9	4	—	—	—	—	—	
454	Nonstore retailers . . . . .	1 442	13 644	48 739	117	79	18	7	11	—	—	2	—	—	
4541	Electronic shopping & mail-order houses . . . . .	928	9 223	30 843	40	28	6	1	3	—	—	2	—	—	
45411	Electronic shopping & mail-order houses . . . . .	928	9 223	30 843	40	28	6	1	3	—	—	2	—	—	
454111	Electronic Shopping . . . . .	367	1 088	5 331	24	18	3	1	1	—	—	1	—	—	
454113	Mail-Order Houses . . . . .	561	8 135	25 512	16	10	3	—	2	—	—	1	—	—	
4542	Vending machine operators . . . . .	115	807	3 445	16	13	—	1	2	—	—	—	—	—	
45421	Vending machine operators . . . . .	115	807	3 445	16	13	—	1	2	—	—	—	—	—	
454210	Vending machine operators . . . . .	115	807	3 445	16	13	—	1	2	—	—	—	—	—	
4543	Direct selling establishments . . . . .	399	3 614	14 451	61	38	12	5	6	—	—	—	—	—	
45439	Other direct selling establishments . . . . .	369	3 372	13 549	58	38	11	3	6	—	—	—	—	—	
454390	Other direct selling establishments . . . . .	369	3 372	13 549	58	38	11	3	6	—	—	—	—	—	
<b>48-49</b>	<b>Transportation &amp; warehousing . . . . .</b>	<b>1 523</b>	<b>10 390</b>	<b>45 960</b>	<b>177</b>	<b>126</b>	<b>29</b>	<b>11</b>	<b>8</b>	<b>—</b>	<b>2</b>	<b>1</b>	<b>—</b>	<b>—</b>	
484	Truck transportation . . . . .	267	1 220	6 077	68	51	13	2	2	—	—	—	—	—	
4841	General freight trucking . . . . .	154	589	3 561	41	34	5	—	2	—	—	—	—	—	
4842	Specialized freight trucking . . . . .	113	631	2 516	27	17	8	2	—	—	—	—	—	—	
488	Transportation support activities . . . . .	430	2 633	13 332	43	25	8	6	3	—	1	—	—	—	
4881	Air transportation support activities . . . . .	295	1 658	8 643	12	4	3	1	3	—	1	—	—	—	
48811	Airport operations . . . . .	188	985	5 192	4	2	—	—	1	—	1	—	—	—	
488119	Other airport operations . . . . .	188	985	5 192	4	2	—	—	1	—	1	—	—	—	
48819	Other air transportation support activities . . . . .	107	673	3 451	8	2	3	1	2	—	—	—	—	—	
488190	Other air transportation support activities . . . . .	107	673	3 451	8	2	3	1	2	—	—	—	—	—	
492	Couriers & messengers . . . . .	625	5 194	20 719	22	19	—	—	1	—	1	1	—	—	
4921	Couriers . . . . .	(F)	(D)	(D)	14	11	—	—	1	—	1	1	—	—	
49211	Couriers . . . . .	(F)	(D)	(D)	14	11	—	—	1	—	1	1	—	—	
<b>51</b>	<b>Information . . . . .</b>	<b>6 858</b>	<b>93 868</b>	<b>359 886</b>	<b>250</b>	<b>148</b>	<b>30</b>	<b>24</b>	<b>28</b>	<b>7</b>	<b>7</b>	<b>2</b>	<b>3</b>	<b>1</b>	
511	Publishing industries . . . . .	2 219	34 481	148 499	58	27	12	10	3	—	3	2	1	—	
5111	Newspaper, periodical, book, database publishers . . . . .	402	3 026	13 075	32	14	9	7	1	—	1	—	—	—	
51112	Periodical publishers . . . . .	252	2 142	8 748	12	4	4	3	—	—	1	—	—	—	
511120	Periodical publishers . . . . .	252	2 142	8 748	12	4	4	3	—	—	1	—	—	—	
5112	Software publishers . . . . .	1 817	31 455	135 424	26	13	3	3	2	—	2	2	1	—	
51121	Software publishers . . . . .	1 817	31 455	135 424	26	13	3	3	2	—	2	2	1	—	
511210	Software publishers . . . . .	1 817	31 455	135 424	26	13	3	3	2	—	2	2	1	—	
512	Motion picture & sound recording industries . . . . .	(C)	(D)	(D)	46	38	3	2	2	1	—	—	—	—	
5121	Motion picture & video industries . . . . .	(C)	(D)	(D)	40	32	3	2	2	1	—	—	—	—	
51213	Motion picture & video exhibition . . . . .	(C)	(D)	(D)	7	3	—	1	2	1	—	—	—	—	
515	Broadcasting (except Internet) . . . . .	266	3 277	14 533	7	1	1	2	1	1	1	—	—	—	
5151	Radio and Television Broadcasting . . . . .	266	3 277	14 533	7	1	1	2	1	1	1	—	—	—	
51512	Television Broadcasting . . . . .	226	3 018	13 267	4	1	—	—	1	1	1	—	—	—	
515120	Television Broadcasting . . . . .	226	3 018	13 267	4	1	—	—	1	1	1	—	—	—	

See footnotes at end of table.

**Table 6. Counties—Employees, Payroll, and Establishments by Industry: 2003—Con.**

[Excludes most government employees, railroad employees, and self-employed persons. Size class 1 to 4 includes establishments with payroll, but no employees, during mid-March pay period. (D) denotes figures withheld to avoid disclosing data for individual companies; the data are included in broader industry totals. Detailed industries with 100 or more employees are shown if industry was not a (D). For explanation of terms, abbreviations, and data reliability/comparability, see introductory text]

NAICS code	Industry	Number of employees for week including March 12	Payroll (\$1,000)		Total number of establishments	Number of establishments by employment-size class									
			First quarter	Annual		1 to 4	5 to 9	10 to 19	20 to 49	50 to 99	100 to 249	250 to 499	500 to 999	1,000 or more	
<b>SEMINOLE—Con.</b>															
<b>Information—Con.</b>															
51	Telecommunications	3 447	48 459	160 889	80	39	13	7	13	3	2	—	2	1	
5171	Wired Telecommunications Carriers	1 931	33 833	107 014	35	16	1	3	9	3	1	—	2	—	
517110	Wired Telecommunications Carriers	1 931	33 833	107 014	35	16	1	3	9	3	1	—	2	—	
517110	Wired Telecommunications Carriers	1 931	33 833	107 014	35	16	1	3	9	3	1	—	2	—	
5172	Wireless Telecommunications Carriers (except Satellite)	1 455	14 206	52 003	27	9	10	2	4	—	1	—	—	1	
51721	Wireless Telecommunications Carriers (except Satellite)	1 455	14 206	52 003	27	9	10	2	4	—	1	—	—	1	
518	Internet Service Providers, Web Search Portals, and Data Processing Serv	671	6 204	28 261	50	35	1	3	8	2	1	—	—	—	
5182	Data Processing, Hosting, and Related Services	609	5 649	25 950	36	23	1	3	6	2	1	—	—	—	
51821	Data Processing, Hosting, and Related Services	609	5 649	25 950	36	23	1	3	6	2	1	—	—	—	
518210	Data Processing, Hosting, and Related Services	609	5 649	25 950	36	23	1	3	6	2	1	—	—	—	
52	<b>Finance &amp; insurance</b>	<b>9 824</b>	<b>96 277</b>	<b>390 090</b>	<b>848</b>	<b>495</b>	<b>176</b>	<b>100</b>	<b>47</b>	<b>18</b>	<b>9</b>	<b>2</b>	<b>—</b>	<b>1</b>	
522	Credit intermediation & related activities	5 370	46 957	189 260	359	169	91	61	24	9	4	—	—	1	
5221	Depository credit intermediation	3 604	26 467	104 174	149	41	44	45	14	3	1	—	—	1	
52211	Commercial banking	3 077	22 534	87 082	110	32	32	31	11	3	—	—	—	1	
522110	Commercial banking	3 077	22 534	87 082	110	32	32	31	11	3	—	—	—	1	
52212	Savings institutions	377	2 924	13 158	22	4	9	7	1	—	1	—	—	—	
522120	Savings institutions	377	2 924	13 158	22	4	9	7	1	—	1	—	—	—	
52213	Credit unions	(C)	(D)	(D)	16	4	3	7	2	—	—	—	—	—	
5222	Nondepository credit intermediation	1 208	12 821	50 904	117	60	36	7	7	5	2	—	—	—	
52222	Sales financing	376	2 960	11 290	12	6	3	—	1	—	2	—	—	—	
522220	Sales financing	376	2 960	11 290	12	6	3	—	1	—	2	—	—	—	
52229	Other nondepository credit intermediation	832	9 861	39 614	105	54	33	7	6	5	—	—	—	—	
522292	Real estate credit	676	8 669	34 248	71	36	18	7	5	5	—	—	—	—	
5223	Activities related to credit intermediation	558	7 669	34 182	93	68	11	9	3	1	1	—	—	—	
52231	Mortgage & nonmortgage brokers	388	5 128	24 376	69	46	11	8	3	1	—	—	—	—	
522310	Mortgage & nonmortgage brokers	388	5 128	24 376	69	46	11	8	3	1	—	—	—	—	
52232	Financial clearinghouse & reserve activities	(C)	(D)	(D)	5	4	—	—	—	—	1	—	—	—	
523	Security, commodity contracts & like activity	333	5 384	21 650	94	75	10	6	3	—	—	—	—	—	
5231	Secrty & comdty contracts intermed & brokerage	167	3 968	14 955	45	36	4	3	2	—	—	—	—	—	
52312	Securities brokerage	132	3 440	13 806	36	29	3	2	2	—	—	—	—	—	
523120	Securities brokerage	132	3 440	13 806	36	29	3	2	2	—	—	—	—	—	
5239	Other financial investment activities	166	1 416	6 695	49	39	6	3	1	—	—	—	—	—	
524	Insurance carriers & related activities	4 063	43 541	177 472	380	241	70	33	20	9	5	2	—	—	
5241	Insurance carriers	2 102	23 911	91 233	75	33	14	9	10	4	3	2	—	—	
52411	Direct life, health, medical insurance carriers	(F)	(D)	(D)	24	8	4	4	4	3	1	—	—	—	
524114	Direct health & medical insurance carriers	520	7 370	21 480	13	5	2	1	1	3	1	—	—	—	
52412	Other direct insurance carriers	1 412	14 280	61 287	49	24	9	5	6	1	2	2	—	—	
524126	Direct property & casualty insurance carriers	1 105	10 703	47 221	32	17	5	3	3	1	1	2	—	—	
5242	Agencies & other insurance related activities	1 961	19 630	86 239	305	208	56	24	10	5	2	—	—	—	
52421	Insurance agencies & brokerages	1 341	12 047	55 249	250	179	45	17	5	3	1	—	—	—	
524210	Insurance agencies & brokerages	1 341	12 047	55 249	250	179	45	17	5	3	1	—	—	—	
52429	Other insurance related activities	620	7 583	30 990	55	29	11	7	5	2	1	—	—	—	
524292	Insurance & pension funds, third party admin	494	6 298	25 461	22	4	7	4	2	1	—	—	—	—	
53	<b>Real estate &amp; rental &amp; leasing</b>	<b>2 616</b>	<b>18 959</b>	<b>84 352</b>	<b>611</b>	<b>451</b>	<b>91</b>	<b>51</b>	<b>14</b>	<b>4</b>	<b>—</b>	<b>—</b>	<b>—</b>	<b>—</b>	
531	Real estate	1 872	12 890	55 246	506	398	68	28	8	4	—	—	—	—	
5311	Lessors of real estate	702	3 965	17 378	135	90	29	13	1	2	—	—	—	—	
53111	Lessors of residential buildings & dwellings	462	2 656	11 500	71	33	27	10	—	1	—	—	—	—	
531110	Lessors of residential buildings & dwellings	462	2 656	11 500	71	33	27	10	—	1	—	—	—	—	
53112	Lessors of nonres bldg (exc miniwarehouses)	101	635	2 931	32	30	—	1	1	—	—	—	—	—	
531120	Lessors of nonres bldg (exc miniwarehouses)	101	635	2 931	32	30	—	1	1	—	—	—	—	—	
53113	Lessors of miniwarehouses & self storage units	111	527	2 362	24	21	1	1	—	1	—	—	—	—	
531130	Lessors of miniwarehouses & self storage units	111	527	2 362	24	21	1	1	—	1	—	—	—	—	
5312	Offices of real estate agents & brokers	487	3 891	15 732	222	195	23	2	2	—	—	—	—	—	
53121	Offices of real estate agents & brokers	487	3 891	15 732	222	195	23	2	2	—	—	—	—	—	
531210	Offices of real estate agents & brokers	487	3 891	15 732	222	195	23	2	2	—	—	—	—	—	
5313	Activities related to real estate	683	5 034	22 136	149	113	16	13	5	2	—	—	—	—	
53131	Real estate property managers	508	3 610	15 637	67	40	10	11	4	2	—	—	—	—	
531311	Residential property managers	389	2 368	10 683	50	29	8	10	1	2	—	—	—	—	
531312	Nonresidential property managers	119	1 242	4 954	17	11	2	1	3	—	—	—	—	—	
532	Rental & leasing services	695	4 111	18 654	98	48	23	22	5	—	—	—	—	—	
5321	Automotive equipment rental & leasing	102	794	4 565	12	6	3	2	1	—	—	—	—	—	
5322	Consumer goods rental	320	1 212	5 671	45	18	13	13	1	—	—	—	—	—	
53223	Video tape & disc rental	233	674	2 810	23	4	6	12	1	—	—	—	—	—	
532230	Video tape & disc rental	233	674	2 810	23	4	6	12	1	—	—	—	—	—	
5324	Commercial, industrial equip rental & leasing	218	1 797	7 107	34	20	6	6	2	—	—	—	—	—	
53249	Oth commercial, industrial equip rental, lease	161	1 284	4 764	24	13	6	3	2	—	—	—	—	—	
532490	Oth commercial, industrial equip rental, lease	161	1 284	4 764	24	13	6	3	2	—	—	—	—	—	

See footnotes at end of table.

**Table 6. Counties—Employees, Payroll, and Establishments by Industry: 2003—Con.**

[Excludes most government employees, railroad employees, and self-employed persons. Size class 1 to 4 includes establishments with payroll, but no employees, during mid-March pay period. (D) denotes figures withheld to avoid disclosing data for individual companies; the data are included in broader industry totals. Detailed industries with 100 or more employees are shown if industry was not a (D). For explanation of terms, abbreviations, and data reliability/comparability, see introductory text]

NAICS code	Industry	Number of employees for week including March 12	Payroll (\$1,000)		Total number of establishments	Number of establishments by employment-size class								
			First quarter	Annual		1 to 4	5 to 9	10 to 19	20 to 49	50 to 99	100 to 249	250 to 499	500 to 999	1,000 or more
<b>SEMINOLE—Con.</b>														
<b>54</b>	<b>Professional, scientific &amp; technical services</b>	<b>9 593</b>	<b>105 748</b>	<b>447 395</b>	<b>1 556</b>	<b>1 177</b>	<b>171</b>	<b>116</b>	<b>65</b>	<b>16</b>	<b>8</b>	<b>3</b>	—	—
541	Professional, scientific & technical services	9 593	105 748	447 395	1 556	1 177	171	116	65	16	8	3	—	—
5411	Legal services	602	7 152	33 433	204	158	25	17	3	1	—	—	—	—
54111	Offices of lawyers	838	5 876	27 710	171	138	20	9	3	1	—	—	—	—
541110	Offices of lawyers	638	5 876	27 710	171	138	20	9	3	1	—	—	—	—
54119	Other legal services	164	1 276	5 723	33	20	5	8	—	—	—	—	—	—
541191	Title abstract & settlement offices	161	1 252	5 519	29	16	5	8	—	—	—	—	—	—
5412	Accounting, tax prep, bookkeep, payroll services	1 140	7 324	26 540	199	141	34	13	8	2	1	—	—	—
54121	Accounting, tax prep, bookkeep, payroll services	1 140	7 324	26 540	199	141	34	13	8	2	1	—	—	—
541211	Offices of certified public accountants	270	2 229	9 624	81	60	13	8	—	—	—	—	—	—
541213	Tax preparation services	367	1 685	4 662	28	13	6	4	—	—	1	—	—	—
541214	Payroll services	176	1 766	6 410	11	6	1	1	2	1	—	—	—	—
541219	Other accounting services	327	1 644	5 844	79	62	14	—	2	1	—	—	—	—
5413	Architectural, engineering & related services	1 430	14 139	72 279	246	169	29	30	17	1	—	—	—	—
54131	Architectural services	230	2 425	10 846	50	39	3	5	3	—	—	—	—	—
541310	Architectural services	230	2 425	10 846	50	39	3	5	3	—	—	—	—	—
54133	Engineering services	734	8 220	45 111	114	75	17	11	10	1	—	—	—	—
541330	Engineering services	734	8 220	45 111	114	75	17	11	10	1	—	—	—	—
54137	Surveying, mapping (exc geophysical) services	257	1 838	8 926	30	15	5	7	3	—	—	—	—	—
541370	Surveying, mapping (exc geophysical) services	257	1 838	8 926	30	15	5	7	3	—	—	—	—	—
5414	Specialized design services	185	1 087	4 871	72	64	4	4	—	—	—	—	—	—
5415	Computer systems design & related services	3 383	55 427	220 634	254	192	21	14	12	6	6	3	—	—
54151	Computer systems design & related services	3 383	55 427	220 634	254	192	21	14	12	6	6	3	—	—
541511	Custom computer programming services	1 576	26 633	104 122	126	94	11	7	7	3	3	1	—	—
541512	Computer systems design services	1 445	25 762	101 199	92	65	9	6	5	3	3	1	—	—
541519	Other computer related services	351	2 948	14 922	31	29	—	1	—	—	—	1	—	—
5416	Management, sci & tech consulting services	1 085	10 433	46 157	339	291	24	11	12	1	—	—	—	—
54161	Management consulting services	935	9 050	38 826	275	234	20	9	11	1	—	—	—	—
541611	Admin & gen management consulting services	508	4 927	20 341	141	119	9	6	7	—	—	—	—	—
541612	Human res & exec search consulting services	128	1 502	7 333	28	18	7	2	1	—	—	—	—	—
541613	Marketing consulting services	229	1 845	7 795	83	77	2	1	2	1	—	—	—	—
5418	Advertising & related services	471	4 410	18 854	73	54	6	4	3	—	—	—	—	—
54181	Advertising agencies	265	2 597	11 232	27	17	3	3	2	2	—	—	—	—
541810	Advertising agencies	265	2 597	11 232	27	17	3	3	2	2	—	—	—	—
54189	Other services related to advertising	131	928	3 638	20	14	3	1	1	1	—	—	—	—
541890	Other services related to advertising	131	928	3 638	20	14	3	1	1	1	—	—	—	—
5419	Oth professional, scientific, technical services	1 059	5 344	23 201	155	97	25	21	9	2	1	—	—	—
54191	Marketing research & public opinion polling	135	695	3 415	14	6	2	3	3	—	—	—	—	—
541910	Marketing research & public opinion polling	135	695	3 415	14	6	2	3	3	—	—	—	—	—
54194	Veterinary services	567	2 445	10 851	43	9	13	14	6	—	1	—	—	—
541940	Veterinary services	567	2 445	10 851	43	9	13	14	6	—	1	—	—	—
54199	All oth prof, scientific & technical services	244	1 702	6 641	65	58	3	2	—	2	—	—	—	—
541990	All oth prof, scientific & technical services	244	1 702	6 641	65	58	3	2	—	2	—	—	—	—
<b>55</b>	<b>Management of companies &amp; enterprises</b>	<b>2 314</b>	<b>24 154</b>	<b>90 691</b>	<b>67</b>	<b>19</b>	<b>12</b>	<b>12</b>	<b>16</b>	<b>3</b>	<b>4</b>	—	<b>1</b>	—
551	Management of companies & enterprises	2 314	24 154	90 691	67	19	12	12	16	3	4	—	1	—
5511	Management of companies & enterprises	2 314	24 154	90 691	67	19	12	12	16	3	4	—	1	—
55111	Management of companies & enterprises	2 314	24 154	90 691	67	19	12	12	16	3	4	—	1	—
551112	Offices of other holding companies	132	1 484	5 062	9	5	1	1	1	1	—	—	—	—
551114	Corp, subsidiary & regional managing offices	2 182	22 670	85 629	58	14	11	11	15	2	4	—	1	—
<b>56</b>	<b>Admin, support, waste mgt, remediation services</b>	<b>11 954</b>	<b>74 450</b>	<b>312 451</b>	<b>756</b>	<b>478</b>	<b>116</b>	<b>62</b>	<b>57</b>	<b>21</b>	<b>14</b>	<b>4</b>	<b>3</b>	<b>1</b>
561	Administrative & support services	11 799	73 192	306 135	742	470	113	61	56	20	14	4	3	1
5611	Office administrative services	313	2 970	14 327	47	23	13	7	4	—	—	—	—	—
56111	Office administrative services	313	2 970	14 327	47	23	13	7	4	—	—	—	—	—
561110	Office administrative services	313	2 970	14 327	47	23	13	7	4	—	—	—	—	—
5613	Employment services	3 134	17 555	70 438	57	22	4	3	9	12	4	2	1	—
56131	Employment placement agencies	201	1 830	7 045	13	8	3	—	—	2	—	—	—	—
561310	Employment placement agencies	201	1 830	7 045	13	8	3	—	—	2	—	—	—	—
56132	Temporary help services	2 077	9 345	40 939	38	13	1	3	7	9	3	2	—	—
561320	Temporary help services	2 077	9 345	40 939	38	13	1	3	7	9	3	2	—	—
56133	Employee leasing services	856	6 380	22 454	6	1	—	—	2	1	1	—	1	—
561330	Employee leasing services	856	6 380	22 454	6	1	—	—	2	1	1	—	1	—
5614	Business support services	2 400	12 884	51 882	90	54	12	9	11	—	2	1	—	1
56142	Telephone call centers	1 902	9 714	39 540	20	7	2	3	5	—	1	1	—	1
56143	Business service centers	268	1 778	6 356	21	10	6	2	2	—	1	—	—	—
561439	Oth business service centers (incl copy shops)	212	1 551	5 438	12	6	2	2	1	—	1	—	—	—
56144	Collection agencies	107	783	3 356	9	2	2	3	2	—	—	—	—	—
561440	Collection agencies	107	783	3 356	9	2	2	3	2	—	—	—	—	—
5615	Travel arrangement & reservation services	1 825	18 426	78 157	56	35	5	5	6	1	2	1	1	—
56151	Travel agencies	(E)	(D)	(D)	33	20	5	5	2	—	1	—	—	—
56152	Tour operators	333	2 049	7 445	13	8	—	—	3	1	1	—	—	—
561520	Tour operators	333	2 049	7 445	13	8	—	—	3	1	1	—	—	—
56159	Oth travel arrangement & reservation services	(G)	(D)	(D)	10	7	—	—	1	—	—	—	1	—

See footnotes at end of table.



**Table 6. Counties—Employees, Payroll, and Establishments by Industry: 2003—Con.**

[Excludes most government employees, railroad employees, and self-employed persons. Size class 1 to 4 includes establishments with payroll, but no employees, during mid-March pay period. (D) denotes figures withheld to avoid disclosing data for individual companies; the data are included in broader industry totals. Detailed industries with 100 or more employees are shown if industry was not a (D). For explanation of terms, abbreviations, and data reliability/comparability, see introductory text]

NAICS code	Industry	Number of employees for week including March 12	Payroll (\$1,000)		Total number of establishments	Number of establishments by employment-size class								
			First quarter	Annual		1 to 4	5 to 9	10 to 19	20 to 49	50 to 99	100 to 249	250 to 499	500 to 999	1,000 or more
<b>SEMINOLE—Con.</b>														
<b>62 Health care and social assistance—Con.</b>														
624	Social assistance .....	1 215	4 346	18 578	124	52	25	33	12	2	—	—	—	—
6241	Individual & family services .....	228	798	3 604	41	31	4	4	1	1	—	—	—	—
6242	Community, emergency & other relief services ..	170	849	3 655	7	2	2	1	1	1	—	—	—	—
62422	Community housing services .....	(C)	(D)	(D)	3	1	—	—	—	1	—	—	—	—
6244	Child day care services .....	747	2 345	9 652	66	13	17	27	9	—	—	—	—	—
62441	Child day care services .....	747	2 345	9 652	66	13	17	27	9	—	—	—	—	—
624410	Child day care services .....	747	2 345	9 652	66	13	17	27	9	—	—	—	—	—
<b>71 Arts, entertainment &amp; recreation .....</b>														
<b>(G) (D) (D) 153 93 13 17 21 6 3 — — —</b>														
711	Performing arts, spectator sports & related industries .....	(E)	(D)	(D)	52	41	6	2	2	—	1	—	—	—
7112	Spectator sports .....	(C)	(D)	(D)	7	4	1	1	—	—	1	—	—	—
71121	Spectator sports .....	(C)	(D)	(D)	7	4	1	1	—	—	1	—	—	—
713	Amusement, gambling & recreation industries .....	1 529	5 435	22 297	99	51	7	15	19	5	2	—	—	—
7131	Amusement parks & arcades .....	133	423	1 737	7	2	1	2	1	1	—	—	—	—
71312	Amusement arcades .....	133	423	1 737	7	2	1	2	1	1	—	—	—	—
713120	Amusement arcades .....	133	423	1 737	7	2	1	2	1	1	—	—	—	—
7139	Other amusement & recreation industries .....	1 396	5 012	20 560	92	49	6	13	18	4	2	—	—	—
71391	Golf courses & country clubs .....	455	1 985	8 521	9	2	—	—	5	—	2	—	—	—
713910	Golf courses & country clubs .....	455	1 985	8 521	9	2	—	—	5	—	2	—	—	—
71394	Fitness & recreational sports centers .....	635	1 764	6 627	42	22	3	5	8	4	—	—	—	—
713940	Fitness & recreational sports centers .....	635	1 764	6 627	42	22	3	5	8	4	—	—	—	—
71395	Bowling centers .....	121	438	1 737	5	—	—	1	4	—	—	—	—	—
713950	Bowling centers .....	121	438	1 737	5	—	—	1	4	—	—	—	—	—
71399	All other amusement & recreation industries ..	149	593	2 644	30	22	2	5	1	—	—	—	—	—
713990	All other amusement & recreation industries ..	149	593	2 644	30	22	2	5	1	—	—	—	—	—
<b>72 Accommodation &amp; food services .....</b>														
<b>12 741 35 807 146 024 630 193 95 112 163 58 9 — — —</b>														
721	Accommodation .....	722	2 847	10 876	39	11	5	7	13	3	—	—	—	—
7211	Traveler accommodation .....	(F)	(D)	(D)	35	11	1	7	13	3	—	—	—	—
72111	Hotels (exc casino hotels) & motels .....	697	2 743	10 309	34	10	1	7	13	3	—	—	—	—
721110	Hotels (exc casino hotels) & motels .....	697	2 743	10 309	34	10	1	7	13	3	—	—	—	—
722	Food services & drinking places .....	12 019	32 960	135 148	591	182	90	105	150	55	9	—	—	—
7221	Full-service restaurants .....	6 794	20 316	82 041	248	74	38	31	52	44	9	—	—	—
72211	Full-service restaurants .....	6 794	20 316	82 041	248	74	38	31	52	44	9	—	—	—
722110	Full-service restaurants .....	6 794	20 316	82 041	248	74	38	31	52	44	9	—	—	—
7222	Limited-service eating places .....	4 721	11 260	47 149	285	78	39	65	95	8	—	—	—	—
72221	Limited-service eating places .....	4 721	11 260	47 149	285	78	39	65	95	8	—	—	—	—
722211	Limited-service restaurants .....	4 142	9 852	40 801	241	63	30	55	86	7	—	—	—	—
722212	Cafeterias .....	191	558	2 341	8	1	3	1	2	1	—	—	—	—
722213	Snack & nonalcoholic beverage bars .....	388	850	4 007	36	14	6	9	7	—	—	—	—	—
7223	Special food services .....	183	560	2 317	24	12	8	3	—	1	—	—	—	—
72231	Food service contractors .....	125	356	1 512	12	5	5	1	—	1	—	—	—	—
722310	Food service contractors .....	125	356	1 512	12	5	5	1	—	1	—	—	—	—
7224	Drinking places (alcoholic beverages) .....	321	824	3 641	34	18	5	6	3	2	—	—	—	—
72241	Drinking places (alcoholic beverages) .....	321	824	3 641	34	18	5	6	3	2	—	—	—	—
722410	Drinking places (alcoholic beverages) .....	321	824	3 641	34	18	5	6	3	2	—	—	—	—
<b>81 Other services (except public administration) .....</b>														
<b>7 904 36 861 159 477 929 611 157 91 51 12 5 1 — — 1</b>														
811	Repair & maintenance .....	1 597	9 284	42 771	332	242	55	20	13	2	—	—	—	—
8111	Automotive repair & maintenance .....	1 111	6 625	28 845	203	135	44	13	10	1	—	—	—	—
81111	Automotive mechanical & electrical R&M .....	430	2 927	12 454	122	92	26	3	1	—	—	—	—	—
811111	General automotive repair .....	369	2 453	10 493	103	78	21	3	1	—	—	—	—	—
81112	Automotive body, paint, interior & glass repair .....	229	1 985	8 430	40	27	5	5	3	—	—	—	—	—
811121	Automotive body, paint & interior R&M .....	208	1 825	7 685	33	22	3	5	3	—	—	—	—	—
81119	Other automotive R&M .....	452	1 713	7 961	41	16	13	5	6	1	—	—	—	—
811191	Automotive oil change & lubrication shops ..	145	776	3 359	17	1	11	5	—	—	—	—	—	—
811192	Car washes .....	289	859	4 302	18	11	—	—	6	1	—	—	—	—
8112	Electronic & precision equipment R&M .....	200	1 179	7 036	35	27	4	2	1	1	—	—	—	—
81121	Electronic & precision equipment R&M .....	200	1 179	7 036	35	27	4	2	1	1	—	—	—	—
811212	Computer & office machine R&M .....	117	823	3 468	17	13	2	1	—	1	—	—	—	—
8113	Commercial equipment (exc auto & elec) R&M .....	122	706	2 897	29	23	1	4	1	—	—	—	—	—
81131	Commercial equipment (exc auto & elec) R&M .....	122	706	2 897	29	23	1	4	1	—	—	—	—	—
811310	Commercial equipment (exc auto & elec) R&M .....	122	706	2 897	29	23	1	4	1	—	—	—	—	—
8114	Personal & household goods R&M .....	164	774	3 993	65	57	6	1	1	—	—	—	—	—
81149	Other personal & household goods R&M .....	110	559	2 956	38	34	3	—	1	—	—	—	—	—
811490	Other personal & household goods R&M .....	110	559	2 956	38	34	3	—	1	—	—	—	—	—
812	Personal & laundry services .....	1 926	6 855	28 373	337	210	68	41	16	2	—	—	—	—
8121	Personal care services .....	1 343	4 787	19 619	192	105	40	32	13	2	—	—	—	—
81211	Hair, nail & skin care services .....	1 199	4 075	16 695	170	92	35	30	11	2	—	—	—	—
812112	Beauty salons .....	1 139	3 894	15 843	148	75	30	30	11	2	—	—	—	—
81219	Other personal care services .....	144	712	2 924	22	13	5	2	2	—	—	—	—	—
8123	Drycleaning & laundry services .....	335	1 060	4 420	63	39	17	5	2	—	—	—	—	—
81231	Coin-operated laundries & drycleaners .....	102	393	1 681	20	13	5	1	1	—	—	—	—	—
812310	Coin-operated laundries & drycleaners .....	102	393	1 681	20	13	5	1	1	—	—	—	—	—
81232	Drycleaning & laundry services (exc coin-op) ..	233	667	2 739	43	26	12	4	1	—	—	—	—	—
812320	Drycleaning & laundry services (exc coin-op) ..	233	667	2 739	43	26	12	4	1	—	—	—	—	—
8129	Other personal services .....	154	540	2 471	66	58	6	1	1	—	—	—	—	—

See footnotes at end of table.



**Table 6. Counties—Employees, Payroll, and Establishments by Industry: 2003—Con.**

[Excludes most government employees, railroad employees, and self-employed persons. Size class 1 to 4 includes establishments with payroll, but no employees, during mid-March pay period. (D) denotes figures withheld to avoid disclosing data for individual companies; the data are included in broader industry totals. Detailed industries with 100 or more employees are shown if industry was not a (D). For explanation of terms, abbreviations, and data reliability/comparability, see introductory text]

NAICS code	Industry	Number of employees for week including March 12	Payroll (\$1,000)		Total number of establishments	Number of establishments by employment-size class									
			First quarter	Annual		1 to 4	5 to 9	10 to 19	20 to 49	50 to 99	100 to 249	250 to 499	500 to 999	1,000 or more	
<b>SEMINOLE—Con.</b>															
<b>81</b>	<b>Other services (except public administration)—Con.</b>														
813	Religious, grantmaking, civic, prof & like organizations .....	4 381	20 722	88 333	260	159	34	30	22	8	5	1	—	1	
8131	Religious organizations .....	3 454	14 600	62 199	166	87	25	22	20	7	4	—	—	1	
81311	Religious organizations .....	3 454	14 600	62 199	166	87	25	22	20	7	4	—	—	1	
813110	Religious organizations .....	3 454	14 600	62 199	166	87	25	22	20	7	4	—	—	1	
8139	Business, labor, political, like organizations .....	711	4 656	18 959	55	42	5	5	1	—	1	1	—	—	
81392	Professional organizations .....	(C)	(D)	(D)	8	7	—	—	—	—	1	—	—	—	
81399	Oth similar organizations (exc business, prof, labor, pol) .....	471	2 457	10 494	27	23	1	2	—	—	—	1	—	—	
813990	Oth similar organizations (exc business, prof, labor, pol) .....	471	2 457	10 494	27	23	1	2	—	—	—	1	—	—	
<b>99</b>	<b>Unclassified establishments .....</b>	<b>39</b>	<b>129</b>	<b>683</b>	<b>45</b>	<b>43</b>	<b>2</b>	<b>—</b>	<b>—</b>	<b>—</b>	<b>—</b>	<b>—</b>	<b>—</b>	<b>—</b>	
<b>SUMTER</b>															
	<b>Total .....</b>	<b>10 479</b>	<b>61 024</b>	<b>265 582</b>	<b>699</b>	<b>420</b>	<b>127</b>	<b>75</b>	<b>43</b>	<b>17</b>	<b>12</b>	<b>4</b>	<b>—</b>	<b>1</b>	
<b>11</b>	<b>Forestry, fishing, hunting, and agriculture support .....</b>	<b>88</b>	<b>584</b>	<b>2 463</b>	<b>4</b>	<b>1</b>	<b>1</b>	<b>1</b>	<b>—</b>	<b>1</b>	<b>—</b>	<b>—</b>	<b>—</b>	<b>—</b>	
<b>21</b>	<b>Mining .....</b>	<b>99</b>	<b>838</b>	<b>3 885</b>	<b>5</b>	<b>—</b>	<b>1</b>	<b>2</b>	<b>2</b>	<b>—</b>	<b>—</b>	<b>—</b>	<b>—</b>	<b>—</b>	
<b>22</b>	<b>Utilities .....</b>	<b>(E)</b>	<b>(D)</b>	<b>(D)</b>	<b>6</b>	<b>3</b>	<b>—</b>	<b>—</b>	<b>—</b>	<b>2</b>	<b>1</b>	<b>—</b>	<b>—</b>	<b>—</b>	
221	Utilities .....	(E)	(D)	(D)	6	3	—	—	—	2	1	—	—	—	
2211	Elec pwr generation, transmns & distribution ...	(E)	(D)	(D)	4	1	—	—	—	2	1	—	—	—	
22111	Electric power generation .....	(C)	(D)	(D)	2	—	—	—	—	2	—	—	—	—	
22112	Electric pwr transmns, control & distribution ..	(C)	(D)	(D)	2	1	—	—	—	—	1	—	—	—	
<b>23</b>	<b>Construction .....</b>	<b>3 301</b>	<b>19 557</b>	<b>100 873</b>	<b>72</b>	<b>49</b>	<b>10</b>	<b>4</b>	<b>6</b>	<b>—</b>	<b>1</b>	<b>1</b>	<b>—</b>	<b>1</b>	
236	Construction of Buildings .....	(H)	(D)	(D)	15	8	2	2	2	—	—	—	—	1	
2361	Residential Building Construction .....	(H)	(D)	(D)	11	7	—	1	2	—	—	—	—	1	
23611	Residential Building Construction .....	(H)	(D)	(D)	11	7	—	1	2	—	—	—	—	1	
238	Specialty Trade Contractors .....	(F)	(D)	(D)	49	34	7	2	4	—	1	1	—	—	
2381	Foundation, Structure, and Building Exterior Contractors .....	453	3 282	15 720	10	5	2	—	2	—	—	1	—	—	
23811	Poured Concrete Foundation and Structure Contractors .....	(E)	(D)	(D)	5	2	—	—	2	—	—	1	—	—	
2382	Building Equipment Contractors .....	173	1 601	7 187	18	15	2	—	—	—	1	—	—	—	
23822	Plumbing, Heating, and Air-Conditioning Contractors .....	(C)	(D)	(D)	8	6	1	—	—	—	1	—	—	—	
<b>31-33</b>	<b>Manufacturing .....</b>	<b>830</b>	<b>5 603</b>	<b>24 518</b>	<b>26</b>	<b>13</b>	<b>3</b>	<b>2</b>	<b>4</b>	<b>1</b>	<b>2</b>	<b>1</b>	<b>—</b>	<b>—</b>	
311	Food mfg .....	150	924	4 028	5	2	1	1	—	—	1	—	—	—	
3116	Animal slaughtering & processing .....	(C)	(D)	(D)	1	—	—	—	—	—	1	—	—	—	
31161	Animal slaughtering & processing .....	(C)	(D)	(D)	1	—	—	—	—	—	1	—	—	—	
326	Plastics & rubber products mfg .....	(C)	(D)	(D)	2	—	—	—	1	1	—	—	—	—	
3261	Plastics product mfg .....	(C)	(D)	(D)	2	—	—	—	1	1	—	—	—	—	
331	Primary metal mfg .....	(C)	(D)	(D)	1	—	—	—	—	—	1	—	—	—	
3312	Steel product mfg from purchased steel .....	(C)	(D)	(D)	1	—	—	—	—	—	1	—	—	—	
33121	Iron, steel pipe & tube mfg from purchased steel .....	(C)	(D)	(D)	1	—	—	—	—	—	1	—	—	—	
332	Fabricated metal product mfg .....	(E)	(D)	(D)	4	2	—	—	1	—	—	1	—	—	
3323	Architectural & structural metals mfg .....	(E)	(D)	(D)	1	—	—	—	—	—	—	1	—	—	
33232	Ornamental & architectural metal prod mfg ...	(E)	(D)	(D)	1	—	—	—	—	—	—	1	—	—	
<b>42</b>	<b>Wholesale trade .....</b>	<b>390</b>	<b>4 370</b>	<b>9 846</b>	<b>27</b>	<b>11</b>	<b>5</b>	<b>6</b>	<b>4</b>	<b>—</b>	<b>1</b>	<b>—</b>	<b>—</b>	<b>—</b>	
423	Merchant Wholesalers, Durable Goods .....	(C)	(D)	(D)	14	7	3	3	1	—	—	—	—	—	
424	Merchant Wholesalers, Nondurable Goods .....	249	3 491	5 481	10	2	2	3	2	—	1	—	—	—	
4244	Grocery and Related Product Wholesalers .....	(C)	(D)	(D)	3	1	—	1	—	—	1	—	—	—	
42444	Poultry and Poultry Product Merchant Wholesalers .....	(C)	(D)	(D)	1	—	—	—	—	—	1	—	—	—	
<b>44-45</b>	<b>Retail trade .....</b>	<b>1 576</b>	<b>6 287</b>	<b>26 500</b>	<b>130</b>	<b>68</b>	<b>32</b>	<b>18</b>	<b>7</b>	<b>—</b>	<b>4</b>	<b>1</b>	<b>—</b>	<b>—</b>	
441	Motor vehicle & parts dealers .....	152	732	3 367	15	7	1	5	2	—	—	—	—	—	
4413	Automotive parts, accessories & tire stores .....	(C)	(D)	(D)	9	2	1	5	1	—	—	—	—	—	
44131	Automotive parts, accessories & tire stores ...	101	339	1 653	8	2	1	4	1	—	—	—	—	—	
441310	Automotive parts, accessories & tire stores ...	101	339	1 653	8	2	1	4	1	—	—	—	—	—	
445	Food & beverage stores .....	459	1 481	6 159	29	20	3	2	1	—	3	—	—	—	
4451	Grocery stores .....	408	1 340	5 670	19	14	1	—	1	—	3	—	—	—	
44511	Grocery (except convenience) stores .....	390	1 270	5 349	7	2	1	—	1	—	3	—	—	—	
445110	Grocery (except convenience) stores .....	390	1 270	5 349	7	2	1	—	1	—	3	—	—	—	
447	Gasoline stations .....	313	1 286	5 221	26	9	11	3	2	—	1	—	—	—	
4471	Gasoline stations .....	313	1 286	5 221	26	9	11	3	2	—	1	—	—	—	
44711	Gasoline stations with convenience stores ...	113	497	1 943	21	9	10	2	—	—	—	—	—	—	
447110	Gasoline stations with convenience stores ...	113	497	1 943	21	9	10	2	—	—	—	—	—	—	
44719	Other gasoline stations .....	200	789	3 278	5	—	1	1	2	—	1	—	—	—	
447190	Other gasoline stations .....	200	789	3 278	5	—	1	1	2	—	1	—	—	—	
452	General merchandise stores .....	350	1 260	5 777	8	2	5	—	—	—	—	1	—	—	
4529	Other general merchandise stores .....	350	1 260	5 777	8	2	5	—	—	—	—	1	—	—	
45291	Warehouse clubs & superstores .....	(E)	(D)	(D)	1	—	—	—	—	—	—	1	—	—	

See footnotes at end of table.

**Table 6. Counties—Employees, Payroll, and Establishments by Industry: 2003—Con.**

[Excludes most government employees, railroad employees, and self-employed persons. Size class 1 to 4 includes establishments with payroll, but no employees, during mid-March pay period. (D) denotes figures withheld to avoid disclosing data for individual companies; the data are included in broader industry totals. Detailed industries with 100 or more employees are shown if industry was not a (D). For explanation of terms, abbreviations, and data reliability/comparability, see introductory text]

NAICS code	Industry	Number of employees for week including March 12	Payroll (\$1,000)		Total number of establishments	Number of establishments by employment-size class								
			First quarter	Annual		1 to 4	5 to 9	10 to 19	20 to 49	50 to 99	100 to 249	250 to 499	500 to 999	1,000 or more
<b>SUMTER—Con.</b>														
<b>48-49</b>	<b>Transportation &amp; warehousing</b> .....	<b>339</b>	<b>2 183</b>	<b>9 155</b>	<b>26</b>	<b>18</b>	<b>4</b>	<b>1</b>	—	<b>2</b>	<b>1</b>	—	—	—
484	Truck transportation .....	312	2 051	8 743	23	17	3	—	—	2	1	—	—	—
4842	Specialized freight trucking .....	(E)	(D)	(D)	13	8	2	—	—	2	1	—	—	—
48422	Specialized freight (exc used) trucking, local ..	287	1 917	5 862	12	8	1	—	—	2	1	—	—	—
484220	Specialized freight (exc used) trucking, local ..	287	1 917	5 862	12	8	1	—	—	2	1	—	—	—
<b>51</b>	<b>Information</b> .....	<b>(B)</b>	<b>(D)</b>	<b>(D)</b>	<b>7</b>	<b>4</b>	<b>3</b>	—	—	—	—	—	—	—
<b>52</b>	<b>Finance &amp; insurance</b> .....	<b>194</b>	<b>1 273</b>	<b>5 877</b>	<b>29</b>	<b>15</b>	<b>7</b>	<b>6</b>	<b>1</b>	—	—	—	—	—
522	Credit intermediation & related activities .....	134	716	3 410	16	6	5	4	1	—	—	—	—	—
5221	Depository credit intermediation .....	(C)	(D)	(D)	14	4	5	4	1	—	—	—	—	—
52211	Commercial banking .....	102	541	2 644	10	4	2	3	1	—	—	—	—	—
522110	Commercial banking .....	102	541	2 644	10	4	2	3	1	—	—	—	—	—
<b>53</b>	<b>Real estate &amp; rental &amp; leasing</b> .....	<b>105</b>	<b>340</b>	<b>1 709</b>	<b>58</b>	<b>51</b>	<b>6</b>	<b>1</b>	—	—	—	—	—	—
<b>54</b>	<b>Professional, scientific &amp; technical services</b> .....	<b>220</b>	<b>1 144</b>	<b>5 489</b>	<b>47</b>	<b>36</b>	<b>5</b>	<b>3</b>	<b>3</b>	—	—	—	—	—
541	Professional, scientific & technical services .....	220	1 144	5 489	47	36	5	3	3	—	—	—	—	—
<b>55</b>	<b>Management of companies &amp; enterprises</b> ..	<b>(A)</b>	<b>(D)</b>	<b>(D)</b>	<b>2</b>	<b>2</b>	—	—	—	—	—	—	—	—
<b>56</b>	<b>Admin. support, waste mgt, remediation services</b> .....	<b>203</b>	<b>620</b>	<b>3 205</b>	<b>33</b>	<b>25</b>	<b>3</b>	<b>4</b>	—	—	<b>1</b>	—	—	—
561	Administrative & support services .....	(C)	(D)	(D)	31	23	3	4	—	—	1	—	—	—
5617	Services to buildings & dwellings .....	166	463	2 458	20	14	3	2	—	—	1	—	—	—
56173	Landscaping services .....	137	333	1 639	9	5	2	1	—	—	1	—	—	—
561730	Landscaping services .....	137	333	1 639	9	5	2	1	—	—	1	—	—	—
<b>61</b>	<b>Educational services</b> .....	<b>234</b>	<b>1 067</b>	<b>2 221</b>	<b>7</b>	<b>4</b>	<b>2</b>	—	—	—	<b>1</b>	—	—	—
611	Educational services .....	234	1 067	2 221	7	4	2	—	—	—	1	—	—	—
6111	Elementary & secondary schools .....	(C)	(D)	(D)	4	2	1	—	—	—	1	—	—	—
61111	Elementary & secondary schools .....	(C)	(D)	(D)	4	2	1	—	—	—	1	—	—	—
<b>62</b>	<b>Health care and social assistance</b> .....	<b>1 066</b>	<b>7 084</b>	<b>31 257</b>	<b>67</b>	<b>32</b>	<b>14</b>	<b>13</b>	<b>4</b>	<b>3</b>	—	<b>1</b>	—	—
621	Ambulatory health care services .....	314	2 452	12 231	38	20	10	4	3	1	—	—	—	—
6211	Offices of physicians .....	108	1 069	5 825	18	9	5	3	1	—	—	—	—	—
62111	Offices of physicians .....	108	1 069	5 825	18	9	5	3	1	—	—	—	—	—
621111	Offices of physicians (exc mental health) ..	108	1 069	5 825	18	9	5	3	1	—	—	—	—	—
6214	Outpatient care centers .....	153	1 105	4 895	5	1	—	1	2	1	—	—	—	—
62149	Other outpatient care centers .....	(C)	(D)	(D)	3	—	—	1	1	1	—	—	—	—
622	Hospitals .....	(E)	(D)	(D)	1	—	—	—	—	—	—	1	—	—
6221	General medical & surgical hospitals .....	(E)	(D)	(D)	1	—	—	—	—	—	—	1	—	—
62211	General medical & surgical hospitals .....	(E)	(D)	(D)	1	—	—	—	—	—	—	1	—	—
623	Nursing & residential care facilities .....	138	610	2 320	3	—	—	1	1	1	—	—	—	—
624	Social assistance .....	(C)	(D)	(D)	25	12	4	8	—	1	—	—	—	—
6241	Individual & family services .....	(C)	(D)	(D)	7	2	1	3	—	1	—	—	—	—
62412	Services for elderly & disabled persons .....	111	339	1 430	4	1	—	2	—	1	—	—	—	—
624120	Services for elderly & disabled persons .....	111	339	1 430	4	1	—	2	—	1	—	—	—	—
<b>71</b>	<b>Arts, entertainment &amp; recreation</b> .....	<b>28</b>	<b>95</b>	<b>411</b>	<b>7</b>	<b>6</b>	—	—	<b>1</b>	—	—	—	—	—
<b>72</b>	<b>Accommodation &amp; food services</b> .....	<b>907</b>	<b>2 534</b>	<b>10 657</b>	<b>60</b>	<b>24</b>	<b>13</b>	<b>9</b>	<b>8</b>	<b>6</b>	—	—	—	—
722	Food services & drinking places .....	813	2 267	9 629	50	22	9	6	7	6	—	—	—	—
7221	Full-service restaurants .....	426	1 051	4 648	21	6	7	3	1	4	—	—	—	—
72211	Full-service restaurants .....	426	1 051	4 648	21	6	7	3	1	4	—	—	—	—
722110	Full-service restaurants .....	426	1 051	4 648	21	6	7	3	1	4	—	—	—	—
7222	Limited-service eating places .....	354	1 077	4 376	23	12	1	2	6	2	—	—	—	—
72221	Limited-service eating places .....	354	1 077	4 376	23	12	1	2	6	2	—	—	—	—
<b>81</b>	<b>Other services (except public administration)</b> .....	<b>492</b>	<b>1 784</b>	<b>7 152</b>	<b>85</b>	<b>57</b>	<b>18</b>	<b>5</b>	<b>3</b>	<b>2</b>	—	—	—	—
811	Repair & maintenance .....	152	627	2 564	24	19	2	—	2	1	—	—	—	—
8111	Automotive repair & maintenance .....	121	347	1 277	17	13	2	—	1	1	—	—	—	—
812	Personal & laundry services .....	150	722	2 737	15	10	1	3	—	1	—	—	—	—
8121	Personal care services .....	120	590	2 027	7	4	1	1	—	1	—	—	—	—
81211	Hair, nail & skin care services .....	120	590	2 027	7	4	1	1	—	1	—	—	—	—
813	Religious, grantmaking, civic, prof & like organizations .....	190	435	1 851	46	28	15	2	1	—	—	—	—	—
8131	Religious organizations .....	157	362	1 510	35	21	11	2	1	—	—	—	—	—
81311	Religious organizations .....	157	362	1 510	35	21	11	2	1	—	—	—	—	—
813110	Religious organizations .....	157	362	1 510	35	21	11	2	1	—	—	—	—	—
<b>99</b>	<b>Unclassified establishments</b> .....	<b>(A)</b>	<b>(D)</b>	<b>(D)</b>	<b>1</b>	<b>1</b>	—	—	—	—	—	—	—	—

See footnotes at end of table.

**Table 6. Counties—Employees, Payroll, and Establishments by Industry: 2003—Con.**

[Excludes most government employees, railroad employees, and self-employed persons. Size class 1 to 4 includes establishments with payroll, but no employees, during mid-March pay period. (D) denotes figures withheld to avoid disclosing data for individual companies; the data are included in broader industry totals. Detailed industries with 100 or more employees are shown if industry was not a (D). For explanation of terms, abbreviations, and data reliability/comparability, see introductory text]

NAICS code	Industry	Number of employees for week including March 12	Payroll (\$1,000)		Total number of establishments	Number of establishments by employment-size class								
			First quarter	Annual		1 to 4	5 to 9	10 to 19	20 to 49	50 to 99	100 to 249	250 to 499	500 to 999	1,000 or more
<b>SUWANNEE</b>														
	<b>Total</b> .....	<b>7 294</b>	<b>36 807</b>	<b>157 524</b>	<b>630</b>	<b>364</b>	<b>133</b>	<b>72</b>	<b>41</b>	<b>13</b>	<b>5</b>	<b>1</b>	<b>-</b>	<b>1</b>
<b>11</b>	<b>Forestry, fishing, hunting, and agriculture support</b> .....	<b>127</b>	<b>872</b>	<b>3 889</b>	<b>18</b>	<b>10</b>	<b>6</b>	<b>1</b>	<b>-</b>	<b>1</b>	<b>-</b>	<b>-</b>	<b>-</b>	<b>-</b>
<b>21</b>	<b>Mining</b> .....	<b>27</b>	<b>153</b>	<b>646</b>	<b>3</b>	<b>-</b>	<b>2</b>	<b>1</b>	<b>-</b>	<b>-</b>	<b>-</b>	<b>-</b>	<b>-</b>	<b>-</b>
<b>22</b>	<b>Utilities</b> .....	<b>(C)</b>	<b>(D)</b>	<b>(D)</b>	<b>2</b>	<b>-</b>	<b>-</b>	<b>-</b>	<b>-</b>	<b>2</b>	<b>-</b>	<b>-</b>	<b>-</b>	<b>-</b>
221	Utilities .....	(C)	(D)	(D)	2	-	-	-	-	2	-	-	-	-
2211	Elec pwr generation, transmns & distribution ...	(C)	(D)	(D)	2	-	-	-	-	2	-	-	-	-
<b>23</b>	<b>Construction</b> .....	<b>464</b>	<b>1 988</b>	<b>10 539</b>	<b>59</b>	<b>43</b>	<b>7</b>	<b>4</b>	<b>3</b>	<b>1</b>	<b>1</b>	<b>-</b>	<b>-</b>	<b>-</b>
237	Heavy and Civil Engineering Construction .....	235	997	6 464	6	3	1	-	-	1	1	-	-	-
2371	Utility System Construction .....	(C)	(D)	(D)	3	1	1	-	-	-	1	-	-	-
23713	Power and Communication Line and Related Structures Construction .....	(C)	(D)	(D)	1	-	-	-	-	-	1	-	-	-
238	Specialty Trade Contractors .....	155	599	2 410	42	33	5	3	1	-	-	-	-	-
<b>31-33</b>	<b>Manufacturing</b> .....	<b>1 676</b>	<b>9 419</b>	<b>37 760</b>	<b>22</b>	<b>10</b>	<b>6</b>	<b>3</b>	<b>2</b>	<b>-</b>	<b>-</b>	<b>-</b>	<b>-</b>	<b>1</b>
311	Food mfg .....	(G)	(D)	(D)	4	1	1	-	1	-	-	-	-	1
3116	Animal slaughtering & processing .....	(G)	(D)	(D)	2	1	-	-	-	-	-	-	-	1
31161	Animal slaughtering & processing .....	(G)	(D)	(D)	2	1	-	-	-	-	-	-	-	1
<b>42</b>	<b>Wholesale trade</b> .....	<b>199</b>	<b>1 287</b>	<b>5 994</b>	<b>33</b>	<b>20</b>	<b>8</b>	<b>3</b>	<b>2</b>	<b>-</b>	<b>-</b>	<b>-</b>	<b>-</b>	<b>-</b>
423	Merchant Wholesalers, Durable Goods .....	(C)	(D)	(D)	20	11	6	2	1	-	-	-	-	-
<b>44-45</b>	<b>Retail trade</b> .....	<b>1 418</b>	<b>6 452</b>	<b>26 812</b>	<b>151</b>	<b>78</b>	<b>47</b>	<b>17</b>	<b>5</b>	<b>3</b>	<b>-</b>	<b>1</b>	<b>-</b>	<b>-</b>
441	Motor vehicle & parts dealers .....	197	1 241	5 111	20	8	6	4	1	1	-	-	-	-
4411	Automobile dealers .....	(C)	(D)	(D)	10	4	2	2	1	1	-	-	-	-
44111	New car dealers .....	127	861	3 543	7	2	1	2	1	1	-	-	-	-
441110	New car dealers .....	127	861	3 543	7	2	1	2	1	1	-	-	-	-
445	Food & beverage stores .....	257	928	3 931	19	13	2	-	2	2	-	-	-	-
4451	Grocery stores .....	245	898	3 810	16	11	1	-	2	2	-	-	-	-
44511	Grocery (except convenience) stores .....	230	870	3 749	8	3	1	-	2	2	-	-	-	-
445110	Grocery (except convenience) stores .....	230	870	3 749	8	3	1	-	2	2	-	-	-	-
447	Gasoline stations .....	191	647	2 835	36	18	15	3	-	-	-	-	-	-
4471	Gasoline stations .....	191	647	2 835	36	18	15	3	-	-	-	-	-	-
44711	Gasoline stations with convenience stores ...	146	469	1 991	30	16	12	2	-	-	-	-	-	-
447110	Gasoline stations with convenience stores .	146	469	1 991	30	16	12	2	-	-	-	-	-	-
452	General merchandise stores .....	(E)	(D)	(D)	6	-	5	-	-	-	-	-	1	-
4529	Other general merchandise stores .....	(E)	(D)	(D)	6	-	5	-	-	-	-	-	1	-
45291	Warehouse clubs & superstores .....	(E)	(D)	(D)	1	-	-	-	-	-	-	-	1	-
<b>48-49</b>	<b>Transportation &amp; warehousing</b> .....	<b>88</b>	<b>395</b>	<b>1 770</b>	<b>26</b>	<b>24</b>	<b>-</b>	<b>1</b>	<b>1</b>	<b>-</b>	<b>-</b>	<b>-</b>	<b>-</b>	<b>-</b>
<b>51</b>	<b>Information</b> .....	<b>74</b>	<b>768</b>	<b>2 926</b>	<b>7</b>	<b>5</b>	<b>-</b>	<b>1</b>	<b>-</b>	<b>1</b>	<b>-</b>	<b>-</b>	<b>-</b>	<b>-</b>
<b>52</b>	<b>Finance &amp; insurance</b> .....	<b>278</b>	<b>1 782</b>	<b>9 147</b>	<b>31</b>	<b>18</b>	<b>5</b>	<b>7</b>	<b>-</b>	<b>-</b>	<b>1</b>	<b>-</b>	<b>-</b>	<b>-</b>
522	Credit intermediation & related activities .....	216	1 445	7 563	14	7	2	4	-	-	1	-	-	-
5221	Depository credit intermediation .....	204	1 320	7 150	7	1	1	4	-	-	1	-	-	-
52212	Savings institutions .....	(C)	(D)	(D)	1	-	-	-	-	-	1	-	-	-
<b>53</b>	<b>Real estate &amp; rental &amp; leasing</b> .....	<b>151</b>	<b>473</b>	<b>1 943</b>	<b>20</b>	<b>12</b>	<b>5</b>	<b>2</b>	<b>-</b>	<b>1</b>	<b>-</b>	<b>-</b>	<b>-</b>	<b>-</b>
531	Real estate .....	106	340	1 448	13	9	3	-	-	1	-	-	-	-
<b>54</b>	<b>Professional, scientific &amp; technical services</b> .....	<b>179</b>	<b>941</b>	<b>4 282</b>	<b>40</b>	<b>29</b>	<b>5</b>	<b>4</b>	<b>2</b>	<b>-</b>	<b>-</b>	<b>-</b>	<b>-</b>	<b>-</b>
541	Professional, scientific & technical services .....	179	941	4 282	40	29	5	4	2	-	-	-	-	-
<b>55</b>	<b>Management of companies &amp; enterprises</b> .....	<b>139</b>	<b>941</b>	<b>4 027</b>	<b>6</b>	<b>3</b>	<b>-</b>	<b>1</b>	<b>-</b>	<b>2</b>	<b>-</b>	<b>-</b>	<b>-</b>	<b>-</b>
551	Management of companies & enterprises .....	139	941	4 027	6	3	-	1	-	2	-	-	-	-
5511	Management of companies & enterprises .....	139	941	4 027	6	3	-	1	-	2	-	-	-	-
55111	Management of companies & enterprises .....	139	941	4 027	6	3	-	1	-	2	-	-	-	-
<b>56</b>	<b>Admin, support, waste mgt, remediation services</b> .....	<b>160</b>	<b>657</b>	<b>2 941</b>	<b>23</b>	<b>12</b>	<b>5</b>	<b>4</b>	<b>2</b>	<b>-</b>	<b>-</b>	<b>-</b>	<b>-</b>	<b>-</b>
561	Administrative & support services .....	133	493	2 258	20	11	4	4	1	-	-	-	-	-
5617	Services to buildings & dwellings .....	(C)	(D)	(D)	18	10	4	3	1	-	-	-	-	-
<b>61</b>	<b>Educational services</b> .....	<b>(B)</b>	<b>(D)</b>	<b>(D)</b>	<b>3</b>	<b>1</b>	<b>1</b>	<b>-</b>	<b>1</b>	<b>-</b>	<b>-</b>	<b>-</b>	<b>-</b>	<b>-</b>
<b>62</b>	<b>Health care and social assistance</b> .....	<b>1 058</b>	<b>5 881</b>	<b>24 166</b>	<b>49</b>	<b>18</b>	<b>13</b>	<b>10</b>	<b>4</b>	<b>1</b>	<b>3</b>	<b>-</b>	<b>-</b>	<b>-</b>
621	Ambulatory health care services .....	198	1 259	4 965	27	13	8	4	2	-	-	-	-	-
622	Hospitals .....	(C)	(D)	(D)	1	-	-	-	-	-	1	-	-	-
6221	General medical & surgical hospitals .....	(C)	(D)	(D)	1	-	-	-	-	-	1	-	-	-
62211	General medical & surgical hospitals .....	(C)	(D)	(D)	1	-	-	-	-	-	1	-	-	-
623	Nursing & residential care facilities .....	555	2 746	11 761	6	1	1	1	-	1	2	-	-	-
6231	Nursing care facilities .....	(C)	(D)	(D)	2	1	-	-	-	-	1	-	-	-
62311	Nursing care facilities .....	(C)	(D)	(D)	2	1	-	-	-	-	1	-	-	-
6233	Community care facilities for the elderly .....	(C)	(D)	(D)	2	-	1	-	-	-	1	-	-	-
62331	Community care facilities for the elderly .....	(C)	(D)	(D)	2	-	1	-	-	-	1	-	-	-
624	Social assistance .....	(C)	(D)	(D)	15	4	4	5	2	-	-	-	-	-
6241	Individual & family services .....	(C)	(D)	(D)	8	2	3	1	2	-	-	-	-	-
62419	Other individual & family services .....	104	527	1 970	7	2	2	1	2	-	-	-	-	-
624190	Other individual & family services .....	104	527	1 970	7	2	2	1	2	-	-	-	-	-

See footnotes at end of table.

**Table 6. Counties—Employees, Payroll, and Establishments by Industry: 2003—Con.**

[Excludes most government employees, railroad employees, and self-employed persons. Size class 1 to 4 includes establishments with payroll, but no employees, during mid-March pay period. (D) denotes figures withheld to avoid disclosing data for individual companies; the data are included in broader industry totals. Detailed industries with 100 or more employees are shown if industry was not a (D). For explanation of terms, abbreviations, and data reliability/comparability, see introductory text]

NAICS code	Industry	Number of employees for week including March 12	Payroll (\$1,000)		Total number of establishments	Number of establishments by employment-size class								
			First quarter	Annual		1 to 4	5 to 9	10 to 19	20 to 49	50 to 99	100 to 249	250 to 499	500 to 999	1,000 or more
<b>SUWANNEE—Con.</b>														
71	Arts, entertainment & recreation .....	25	94	392	7	5	1	1	—	—	—	—	—	—
72	Accommodation & food services .....	685	1 499	6 623	38	9	5	7	16	1	—	—	—	—
722	Food services & drinking places .....	607	1 356	6 015	32	7	4	6	14	1	—	—	—	—
7221	Full-service restaurants .....	(C)	(D)	(D)	15	5	1	5	4	—	—	—	—	—
72211	Full-service restaurants .....	(C)	(D)	(D)	15	5	1	5	4	—	—	—	—	—
7222	Limited-service eating places .....	430	871	3 971	15	—	3	1	10	1	—	—	—	—
72221	Limited-service eating places .....	430	871	3 971	15	—	3	1	10	1	—	—	—	—
81	Other services (except public administration) .....	371	1 320	5 999	88	63	17	5	3	—	—	—	—	—
811	Repair & maintenance .....	122	569	2 881	33	24	6	2	1	—	—	—	—	—
813	Religious, grantmaking, civic, prof & like organizations .....	189	523	2 188	41	30	7	2	2	—	—	—	—	—
8131	Religious organizations .....	150	421	1 799	34	25	6	1	2	—	—	—	—	—
81311	Religious organizations .....	150	421	1 799	34	25	6	1	2	—	—	—	—	—
813110	Religious organizations .....	150	421	1 799	34	25	6	1	2	—	—	—	—	—
99	Unclassified establishments .....	3	4	78	4	4	—	—	—	—	—	—	—	—
<b>TAYLOR</b>														
	<b>Total .....</b>	<b>4 793</b>	<b>32 203</b>	<b>132 101</b>	<b>395</b>	<b>200</b>	<b>89</b>	<b>62</b>	<b>31</b>	<b>5</b>	<b>7</b>	<b>—</b>	<b>1</b>	<b>—</b>
11	Forestry, fishing, hunting, and agriculture support .....	226	1 815	8 724	17	4	4	5	4	—	—	—	—	—
113	Forestry and logging .....	(C)	(D)	(D)	14	4	4	2	4	—	—	—	—	—
1133	Logging .....	157	1 197	5 542	11	2	4	2	3	—	—	—	—	—
11331	Logging .....	157	1 197	5 542	11	2	4	2	3	—	—	—	—	—
113310	Logging .....	157	1 197	5 542	11	2	4	2	3	—	—	—	—	—
21	Mining .....	(B)	(D)	(D)	3	1	—	—	2	—	—	—	—	—
22	Utilities .....	31	400	1 307	6	3	3	—	—	—	—	—	—	—
23	Construction .....	134	610	2 700	28	20	3	5	—	—	—	—	—	—
31-33	Manufacturing .....	1 585	15 720	63 246	27	8	8	—	5	1	4	—	1	—
321	Wood product mfg .....	(C)	(D)	(D)	3	1	—	—	1	—	1	—	—	—
3219	Other wood product mfg .....	(C)	(D)	(D)	2	1	—	—	—	—	1	—	—	—
32191	Millwork .....	(C)	(D)	(D)	1	—	—	—	—	—	1	—	—	—
322	Paper mfg .....	(F)	(D)	(D)	1	—	—	—	—	—	—	—	1	—
3221	Pulp, paper & paperboard mills .....	(F)	(D)	(D)	1	—	—	—	—	—	—	—	1	—
32211	Pulp mills .....	(F)	(D)	(D)	1	—	—	—	—	—	—	—	1	—
332	Fabricated metal product mfg .....	473	2 918	11 452	9	2	2	—	3	—	2	—	—	—
3324	Boiler, tank & shipping container mfg .....	(C)	(D)	(D)	2	—	1	—	—	—	1	—	—	—
33242	Metal tank (heavy gauge) mfg .....	(C)	(D)	(D)	1	—	—	—	—	—	1	—	—	—
3329	Other fabricated metal product mfg .....	(E)	(D)	(D)	3	1	—	—	1	—	1	—	—	—
33299	All other fabricated metal product mfg .....	(E)	(D)	(D)	3	1	—	—	1	—	1	—	—	—
336	Transportation equipment mfg .....	211	1 287	5 648	4	—	2	—	1	—	1	—	—	—
3363	Motor vehicle parts mfg .....	(C)	(D)	(D)	2	—	—	—	1	—	1	—	—	—
33637	Motor vehicle metal stamping .....	(C)	(D)	(D)	1	—	—	—	—	—	1	—	—	—
42	Wholesale trade .....	59	355	1 602	15	12	1	2	—	—	—	—	—	—
44-45	Retail trade .....	819	3 369	14 207	89	46	22	12	5	3	1	—	—	—
441	Motor vehicle & parts dealers .....	103	664	2 934	12	4	4	2	2	—	—	—	—	—
445	Food & beverage stores .....	192	598	2 455	9	6	1	—	—	1	1	—	—	—
4451	Grocery stores .....	(C)	(D)	(D)	7	5	—	—	—	1	1	—	—	—
44511	Grocery (except convenience) stores .....	(C)	(D)	(D)	3	1	—	—	—	1	1	—	—	—
447	Gasoline stations .....	170	520	1 965	16	6	5	3	1	1	—	—	—	—
4471	Gasoline stations .....	170	520	1 965	16	6	5	3	1	1	—	—	—	—
44711	Gasoline stations with convenience stores ..	150	471	1 778	13	5	4	2	1	1	—	—	—	—
447110	Gasoline stations with convenience stores .	150	471	1 778	13	5	4	2	1	1	—	—	—	—
452	General merchandise stores .....	(C)	(D)	(D)	4	1	1	1	—	1	—	—	—	—
48-49	Transportation & warehousing .....	54	593	1 343	11	6	2	3	—	—	—	—	—	—
51	Information .....	135	843	3 154	9	5	—	3	—	1	—	—	—	—
52	Finance & insurance .....	139	815	3 116	17	10	2	2	3	—	—	—	—	—
522	Credit intermediation & related activities .....	115	694	2 625	9	3	1	2	3	—	—	—	—	—
5221	Depository credit intermediation .....	(C)	(D)	(D)	7	1	1	2	3	—	—	—	—	—
53	Real estate & rental & leasing .....	(B)	(D)	(D)	11	8	1	2	—	—	—	—	—	—
54	Professional, scientific & technical services .....	119	620	2 884	26	15	8	3	—	—	—	—	—	—
541	Professional, scientific & technical services .....	119	620	2 884	26	15	8	3	—	—	—	—	—	—
55	Management of companies & enterprises ..	(A)	(D)	(D)	1	1	—	—	—	—	—	—	—	—
56	Admin, support, waste mgt, remediation services .....	69	275	1 304	9	4	3	1	1	—	—	—	—	—
61	Educational services .....	(A)	(D)	(D)	2	1	—	1	—	—	—	—	—	—

See footnotes at end of table.

**Table 6. Counties—Employees, Payroll, and Establishments by Industry: 2003—Con.**

[Excludes most government employees, railroad employees, and self-employed persons. Size class 1 to 4 includes establishments with payroll, but no employees, during mid-March pay period. (D) denotes figures withheld to avoid disclosing data for individual companies; the data are included in broader industry totals. Detailed industries with 100 or more employees are shown if industry was not a (D). For explanation of terms, abbreviations, and data reliability/comparability, see introductory text]

NAICS code	Industry	Number of employees for week including March 12	Payroll (\$1,000)		Total number of establishments	Number of establishments by employment-size class								
			First quarter	Annual		1 to 4	5 to 9	10 to 19	20 to 49	50 to 99	100 to 249	250 to 499	500 to 999	1,000 or more
<b>TAYLOR—Con.</b>														
<b>62</b>	<b>Health care and social assistance</b> .....	<b>717</b>	<b>4 836</b>	<b>20 403</b>	<b>42</b>	<b>13</b>	<b>16</b>	<b>6</b>	<b>5</b>	—	<b>2</b>	—	—	—
621	Ambulatory health care services .....	282	2 257	9 240	29	8	13	4	4	—	—	—	—	—
6211	Offices of physicians .....	112	1 182	5 094	14	5	6	2	1	—	—	—	—	—
62111	Offices of physicians .....	112	1 182	5 094	14	5	6	2	1	—	—	—	—	—
621111	Offices of physicians (exc mental health) ...	112	1 182	5 094	14	5	6	2	1	—	—	—	—	—
622	Hospitals .....	(C)	(D)	(D)	1	—	—	—	—	—	1	—	—	—
6221	General medical & surgical hospitals .....	(C)	(D)	(D)	1	—	—	—	—	—	1	—	—	—
62211	General medical & surgical hospitals .....	(C)	(D)	(D)	1	—	—	—	—	—	1	—	—	—
623	Nursing & residential care facilities .....	(C)	(D)	(D)	2	—	—	1	—	—	1	—	—	—
6231	Nursing care facilities .....	(C)	(D)	(D)	1	—	—	—	—	—	1	—	—	—
62311	Nursing care facilities .....	(C)	(D)	(D)	1	—	—	—	—	—	1	—	—	—
<b>71</b>	<b>Arts, entertainment &amp; recreation</b> .....	<b>(B)</b>	<b>(D)</b>	<b>(D)</b>	<b>7</b>	<b>4</b>	—	<b>3</b>	—	—	—	—	—	—
<b>72</b>	<b>Accommodation &amp; food services</b> .....	<b>305</b>	<b>657</b>	<b>2 750</b>	<b>30</b>	<b>12</b>	<b>6</b>	<b>7</b>	<b>5</b>	—	—	—	—	—
722	Food services & drinking places .....	240	509	2 158	20	6	5	5	4	—	—	—	—	—
7221	Full-service restaurants .....	144	263	1 137	10	1	3	4	2	—	—	—	—	—
72211	Full-service restaurants .....	144	263	1 137	10	1	3	4	2	—	—	—	—	—
722110	Full-service restaurants .....	144	263	1 137	10	1	3	4	2	—	—	—	—	—
<b>81</b>	<b>Other services (except public administration)</b> .....	<b>243</b>	<b>681</b>	<b>2 921</b>	<b>45</b>	<b>27</b>	<b>10</b>	<b>7</b>	<b>1</b>	—	—	—	—	—
813	Religious, grantmaking, civic, prof & like organizations .....	165	341	1 524	26	15	5	5	1	—	—	—	—	—
8131	Religious organizations .....	109	215	991	20	13	3	4	—	—	—	—	—	—
81311	Religious organizations .....	109	215	991	20	13	3	4	—	—	—	—	—	—
813110	Religious organizations .....	109	215	991	20	13	3	4	—	—	—	—	—	—
<b>UNION</b>														
	<b>Total</b> .....	<b>1 286</b>	<b>8 003</b>	<b>32 870</b>	<b>119</b>	<b>62</b>	<b>27</b>	<b>20</b>	<b>5</b>	<b>3</b>	<b>2</b>	—	—	—
<b>11</b>	<b>Forestry, fishing, hunting, and agriculture support</b> .....	<b>(B)</b>	<b>(D)</b>	<b>(D)</b>	<b>3</b>	—	<b>1</b>	<b>2</b>	—	—	—	—	—	—
<b>21</b>	<b>Mining</b> .....	<b>(A)</b>	<b>(D)</b>	<b>(D)</b>	<b>1</b>	<b>1</b>	—	—	—	—	—	—	—	—
<b>23</b>	<b>Construction</b> .....	<b>98</b>	<b>336</b>	<b>1 332</b>	<b>14</b>	<b>8</b>	<b>3</b>	<b>2</b>	<b>1</b>	—	—	—	—	—
<b>31-33</b>	<b>Manufacturing</b> .....	<b>155</b>	<b>1 053</b>	<b>4 030</b>	<b>4</b>	<b>1</b>	—	<b>1</b>	<b>1</b>	—	<b>1</b>	—	—	—
321	Wood product mfg .....	(C)	(D)	(D)	2	—	—	—	1	—	1	—	—	—
3219	Other wood product mfg .....	(C)	(D)	(D)	2	—	—	—	1	—	1	—	—	—
32191	Millwork .....	(C)	(D)	(D)	1	—	—	—	—	—	1	—	—	—
<b>42</b>	<b>Wholesale trade</b> .....	<b>(A)</b>	<b>(D)</b>	<b>(D)</b>	<b>3</b>	<b>2</b>	<b>1</b>	—	—	—	—	—	—	—
<b>44-45</b>	<b>Retail trade</b> .....	<b>155</b>	<b>695</b>	<b>2 910</b>	<b>30</b>	<b>16</b>	<b>10</b>	<b>4</b>	—	—	—	—	—	—
<b>48-49</b>	<b>Transportation &amp; warehousing</b> .....	<b>183</b>	<b>994</b>	<b>4 496</b>	<b>11</b>	<b>5</b>	<b>2</b>	<b>2</b>	—	<b>2</b>	—	—	—	—
484	Truck transportation .....	(C)	(D)	(D)	9	5	1	1	—	2	—	—	—	—
4841	General freight trucking .....	104	595	2 691	7	5	—	1	—	1	—	—	—	—
<b>51</b>	<b>Information</b> .....	<b>(A)</b>	<b>(D)</b>	<b>(D)</b>	<b>1</b>	<b>1</b>	—	—	—	—	—	—	—	—
<b>52</b>	<b>Finance &amp; insurance</b> .....	<b>(B)</b>	<b>(D)</b>	<b>(D)</b>	<b>4</b>	<b>2</b>	<b>1</b>	<b>1</b>	—	—	—	—	—	—
<b>53</b>	<b>Real estate &amp; rental &amp; leasing</b> .....	<b>(A)</b>	<b>(D)</b>	<b>(D)</b>	<b>2</b>	<b>1</b>	<b>1</b>	—	—	—	—	—	—	—
<b>54</b>	<b>Professional, scientific &amp; technical services</b> .....	<b>55</b>	<b>233</b>	<b>816</b>	<b>5</b>	<b>3</b>	—	<b>1</b>	<b>1</b>	—	—	—	—	—
<b>56</b>	<b>Admin, support, waste mgt, remediation services</b> .....	<b>75</b>	<b>443</b>	<b>1 837</b>	<b>7</b>	<b>3</b>	<b>2</b>	<b>1</b>	<b>1</b>	—	—	—	—	—
<b>62</b>	<b>Health care and social assistance</b> .....	<b>386</b>	<b>3 456</b>	<b>14 190</b>	<b>15</b>	<b>8</b>	<b>2</b>	<b>3</b>	—	<b>1</b>	<b>1</b>	—	—	—
622	Hospitals .....	(E)	(D)	(D)	2	—	—	—	—	1	1	—	—	—
6221	General medical & surgical hospitals .....	(E)	(D)	(D)	2	—	—	—	—	1	1	—	—	—
62211	General medical & surgical hospitals .....	(E)	(D)	(D)	2	—	—	—	—	1	1	—	—	—
<b>72</b>	<b>Accommodation &amp; food services</b> .....	<b>(B)</b>	<b>(D)</b>	<b>(D)</b>	<b>6</b>	<b>3</b>	—	<b>2</b>	<b>1</b>	—	—	—	—	—
<b>81</b>	<b>Other services (except public administration)</b> .....	<b>(B)</b>	<b>(D)</b>	<b>(D)</b>	<b>13</b>	<b>8</b>	<b>4</b>	<b>1</b>	—	—	—	—	—	—
<b>VOLUSIA</b>														
	<b>Total</b> .....	<b>135 475</b>	<b>801 182</b>	<b>3 394 398</b>	<b>11 485</b>	<b>6 744</b>	<b>2 109</b>	<b>1 334</b>	<b>822</b>	<b>273</b>	<b>163</b>	<b>25</b>	<b>10</b>	<b>5</b>
<b>11</b>	<b>Forestry, fishing, hunting, and agriculture support</b> .....	<b>80</b>	<b>445</b>	<b>1 598</b>	<b>20</b>	<b>13</b>	<b>5</b>	<b>2</b>	—	—	—	—	—	—
<b>21</b>	<b>Mining</b> .....	<b>10</b>	<b>79</b>	<b>315</b>	<b>3</b>	<b>2</b>	<b>1</b>	—	—	—	—	—	—	—
<b>22</b>	<b>Utilities</b> .....	<b>421</b>	<b>6 978</b>	<b>25 499</b>	<b>15</b>	<b>7</b>	<b>3</b>	<b>2</b>	<b>1</b>	<b>1</b>	<b>1</b>	—	—	—
221	Utilities .....	421	6 978	25 499	15	7	3	2	1	1	1	—	—	—
2211	Elec pwr generation, transmsn & distribution ...	(E)	(D)	(D)	7	1	2	1	1	1	1	—	—	—
22111	Electric power generation .....	(C)	(D)	(D)	4	1	—	1	1	1	—	—	—	—
22112	Electric pwr transmsn, control & distribution ...	(E)	(D)	(D)	3	—	2	—	—	—	1	—	—	—

See footnotes at end of table.

**Table 6. Counties—Employees, Payroll, and Establishments by Industry: 2003—Con.**

[Excludes most government employees, railroad employees, and self-employed persons. Size class 1 to 4 includes establishments with payroll, but no employees, during mid-March pay period. (D) denotes figures withheld to avoid disclosing data for individual companies; the data are included in broader industry totals. Detailed industries with 100 or more employees are shown if industry was not a (D). For explanation of terms, abbreviations, and data reliability/comparability, see introductory text]

NAICS code	Industry	Number of employees for week including March 12	Payroll (\$1,000)		Total number of establishments	Number of establishments by employment-size class								
			First quarter	Annual		1 to 4	5 to 9	10 to 19	20 to 49	50 to 99	100 to 249	250 to 499	500 to 999	1,000 or more
<b>VOLUSIA—Con.</b>														
<b>23</b>	<b>Construction</b>	<b>9 612</b>	<b>61 858</b>	<b>270 109</b>	<b>1 396</b>	<b>938</b>	<b>208</b>	<b>137</b>	<b>87</b>	<b>18</b>	<b>8</b>	—	—	—
236	Construction of Buildings	1 619	12 632	55 110	323	238	41	30	12	—	2	—	—	—
2361	Residential Building Construction	1 004	7 106	33 069	253	200	26	19	7	—	1	—	—	—
23611	Residential Building Construction	1 004	7 106	33 069	253	200	26	19	7	—	1	—	—	—
236115	New Single-Family Housing Construction (except Operative Builders)	624	3 884	17 586	167	131	16	15	5	—	—	—	—	—
236117	New Housing Operative Builders	253	2 621	12 747	18	10	3	2	2	—	1	—	—	—
236118	Residential Remodelers	118	531	2 469	65	57	6	2	—	—	—	—	—	—
2362	Nonresidential Building Construction	615	5 526	22 041	70	38	15	11	5	—	1	—	—	—
23622	Commercial and Institutional Building Construction	(F)	(D)	(D)	69	37	15	11	5	—	1	—	—	—
237	Heavy and Civil Engineering Construction	759	4 982	22 946	71	40	9	11	9	1	1	—	—	—
2371	Utility System Construction	475	2 945	14 537	28	9	5	5	8	1	—	—	—	—
23711	Water and Sewer Line and Related Structures Construction	373	2 483	12 300	23	8	4	4	6	1	—	—	—	—
237110	Water and Sewer Line and Related Structures Construction	373	2 483	12 300	23	8	4	4	6	1	—	—	—	—
23713	Power and Communication Line and Related Structures Construction	102	462	2 237	5	1	1	1	2	—	—	—	—	—
237130	Power and Communication Line and Related Structures Construction	102	462	2 237	5	1	1	1	2	—	—	—	—	—
2373	Highway, Street, and Bridge Construction	168	1 227	5 116	9	4	—	4	—	—	1	—	—	—
23731	Highway, Street, and Bridge Construction	168	1 227	5 116	9	4	—	4	—	—	1	—	—	—
237310	Highway, Street, and Bridge Construction	168	1 227	5 116	9	4	—	4	—	—	1	—	—	—
238	Specialty Trade Contractors	7 234	44 244	192 053	1 002	660	158	96	66	17	5	—	—	—
2381	Foundation, Structure, and Building Exterior Contractors	2 562	14 046	58 114	298	192	36	39	22	6	3	—	—	—
23811	Poured Concrete Foundation and Structure Contractors	608	3 671	15 698	77	48	12	11	3	2	1	—	—	—
238110	Poured Concrete Foundation and Structure Contractors	608	3 671	15 698	77	48	12	11	3	2	1	—	—	—
23812	Structural Steel and Precast Concrete Contractors	204	1 450	2 968	7	3	—	1	2	—	1	—	—	—
238120	Structural Steel and Precast Concrete Contractors	204	1 450	2 968	7	3	—	1	2	—	1	—	—	—
23813	Framing Contractors	238	970	4 549	58	48	6	2	2	—	—	—	—	—
238130	Framing Contractors	238	970	4 549	58	48	6	2	2	—	—	—	—	—
23814	Masonry Contractors	419	1 850	7 315	59	34	9	11	4	1	—	—	—	—
238140	Masonry Contractors	419	1 850	7 315	59	34	9	11	4	1	—	—	—	—
23815	Glass and Glazing Contractors	179	1 412	6 034	16	8	3	3	1	1	—	—	—	—
238150	Glass and Glazing Contractors	179	1 412	6 034	16	8	3	3	1	1	—	—	—	—
23816	Roofing Contractors	787	4 166	19 367	52	29	4	7	9	2	1	—	—	—
238160	Roofing Contractors	787	4 166	19 367	52	29	4	7	9	2	1	—	—	—
2382	Building Equipment Contractors	2 582	17 139	76 215	276	151	59	30	27	8	1	—	—	—
23821	Electrical Contractors	1 080	7 213	30 451	109	62	22	10	12	2	1	—	—	—
238210	Electrical Contractors	1 080	7 213	30 451	109	62	22	10	12	2	1	—	—	—
23822	Plumbing, Heating, and Air-Conditioning Contractors	1 479	9 754	45 097	159	84	34	20	15	6	—	—	—	—
238220	Plumbing, Heating, and Air-Conditioning Contractors	1 479	9 754	45 097	159	84	34	20	15	6	—	—	—	—
2383	Building Finishing Contractors	1 209	7 334	31 291	286	224	37	13	9	3	—	—	—	—
23831	Drywall and Insulation Contractors	487	3 372	13 452	61	40	10	7	1	3	—	—	—	—
238310	Drywall and Insulation Contractors	487	3 372	13 452	61	40	10	7	1	3	—	—	—	—
23832	Painting and Wall Covering Contractors	303	1 565	7 429	80	60	15	2	3	—	—	—	—	—
238320	Painting and Wall Covering Contractors	303	1 565	7 429	80	60	15	2	3	—	—	—	—	—
23834	Tile and Terrazzo Contractors	111	774	3 163	34	29	2	1	2	—	—	—	—	—
238340	Tile and Terrazzo Contractors	111	774	3 163	34	29	2	1	2	—	—	—	—	—
23835	Finish Carpentry Contractors	164	927	4 052	73	61	10	1	1	—	—	—	—	—
238350	Finish Carpentry Contractors	164	927	4 052	73	61	10	1	1	—	—	—	—	—
2389	Other Specialty Trade Contractors	881	5 725	26 433	142	93	26	14	8	—	1	—	—	—
23891	Site Preparation Contractors	558	3 757	17 248	68	44	8	9	6	—	1	—	—	—
238910	Site Preparation Contractors	558	3 757	17 248	68	44	8	9	6	—	1	—	—	—
23899	All Other Specialty Trade Contractors	323	1 968	9 185	74	49	18	5	2	—	—	—	—	—
238990	All Other Specialty Trade Contractors	323	1 968	9 185	74	49	18	5	2	—	—	—	—	—
<b>31-33</b>	<b>Manufacturing</b>	<b>9 590</b>	<b>77 639</b>	<b>319 573</b>	<b>371</b>	<b>183</b>	<b>65</b>	<b>51</b>	<b>37</b>	<b>11</b>	<b>15</b>	<b>7</b>	<b>2</b>	<b>—</b>
311	Food mfg	243	1 682	7 025	18	11	3	2	1	—	1	—	—	—
3114	Fruit & veg preserving & specialty food mfg	(C)	(D)	(D)	1	—	—	—	—	—	1	—	—	—
31142	Fruit & veg canning, pickling & drying	(C)	(D)	(D)	1	—	—	—	—	—	1	—	—	—
314	Textile product mills	220	1 304	5 594	16	9	4	2	—	—	1	—	—	—
3149	Other textile product mills	(C)	(D)	(D)	9	5	2	1	—	—	1	—	—	—
31499	All other textile product mills	173	1 081	4 723	7	3	2	1	—	—	1	—	—	—
314999	All other miscellaneous textile product mills	173	1 081	4 723	7	3	2	1	—	—	1	—	—	—
321	Wood product mfg	141	336	1 430	10	6	3	—	—	—	1	—	—	—
3212	Veneer, plywood & engineered wood product mfg	(C)	(D)	(D)	1	—	—	—	—	—	1	—	—	—
32121	Veneer, plywood & engineered wood product mfg	(C)	(D)	(D)	1	—	—	—	—	—	1	—	—	—
323	Printing & related support activities	437	2 441	8 968	50	30	9	4	6	1	—	—	—	—
3231	Printing & related support activities	437	2 441	8 968	50	30	9	4	6	1	—	—	—	—
32311	Printing	437	2 441	8 968	50	30	9	4	6	1	—	—	—	—
323110	Commercial lithographic printing	272	1 613	6 209	22	10	4	3	4	1	—	—	—	—
323113	Commercial screen printing	107	575	1 768	10	6	1	1	2	—	—	—	—	—

See footnotes at end of table.

**Table 6. Counties—Employees, Payroll, and Establishments by Industry: 2003—Con.**

[Excludes most government employees, railroad employees, and self-employed persons. Size class 1 to 4 includes establishments with payroll, but no employees, during mid-March pay period. (D) denotes figures withheld to avoid disclosing data for individual companies; the data are included in broader industry totals. Detailed industries with 100 or more employees are shown if industry was not a (D). For explanation of terms, abbreviations, and data reliability/comparability, see introductory text]

NAICS code	Industry	Number of employees for week including March 12	Payroll (\$1,000)		Total number of establishments	Number of establishments by employment-size class																				
			First quarter	Annual		1 to 4	5 to 9	10 to 19	20 to 49	50 to 99	100 to 249	250 to 499	500 to 999	1,000 or more												
<b>VOLUSIA—Con.</b>																										
<b>31-33 Manufacturing—Con.</b>																										
325	Chemical mfg .....	726	6 459	26 616	10	3	2	1	1	1	1	1	1	—	—											
3255	Paint, coating & adhesive mfg .....	(C)	(D)	(D)	4	1	2	—	—	—	—	1	—	—	—											
32551	Paint & coating mfg .....	(C)	(D)	(D)	4	1	2	—	—	—	—	1	—	—	—											
3256	Soap, cleaners & toilet preparation mfg .....	(F)	(D)	(D)	5	1	—	1	1	1	—	1	—	—	—											
32562	Toilet preparation mfg .....	(F)	(D)	(D)	3	—	—	1	—	1	—	1	—	—	—											
326	Plastics & rubber products mfg .....	545	3 525	13 685	25	10	4	7	3	—	—	1	—	—												
3261	Plastics product mfg .....	482	3 130	12 015	21	8	4	6	2	—	—	1	—	—												
32619	Other plastics product mfg .....	439	2 851	10 842	15	6	2	4	2	—	—	1	—	—												
327	Nonmetallic mineral product mfg .....	512	3 791	15 002	21	5	1	9	4	1	1	—	—	—												
3273	Cement & concrete product mfg .....	488	3 630	14 542	15	—	1	8	4	1	1	—	—	—												
32732	Ready-mix concrete mfg .....	229	1 747	7 779	10	—	—	6	4	—	—	—	—	—												
327320	Ready-mix concrete mfg .....	229	1 747	7 779	10	—	—	6	4	—	—	—	—	—												
32733	Concrete pipe, brick & block mfg .....	(C)	(D)	(D)	3	—	—	2	—	1	—	—	—	—												
32739	Other concrete product mfg .....	(C)	(D)	(D)	2	—	1	—	—	—	—	1	—	—												
332	Fabricated metal product mfg .....	956	7 087	28 865	49	29	9	3	3	2	2	1	—	—												
3321	Forging & stamping .....	(C)	(D)	(D)	1	—	—	—	—	—	—	1	—	—												
33211	Forging & stamping .....	(C)	(D)	(D)	1	—	—	—	—	—	—	1	—	—												
3323	Architectural & structural metals mfg .....	422	2 884	11 913	14	9	1	1	—	2	—	1	—	—												
33231	Plate work & fabricated structural prod mfg ...	(E)	(D)	(D)	4	2	—	—	—	1	—	1	—	—												
3327	Mach shops, turn prod, screw, nut, bolt mfg ....	106	686	2 758	22	13	7	1	1	—	—	—	—	—												
3329	Other fabricated metal product mfg .....	198	1 576	6 500	4	1	—	1	1	—	1	—	—	—												
33299	All other fabricated metal product mfg .....	(C)	(D)	(D)	3	1	—	1	—	—	1	—	—	—												
333	Machinery mfg .....	999	8 366	33 805	22	7	—	7	4	—	3	1	—	—												
3332	Industrial machinery mfg .....	(C)	(D)	(D)	1	—	—	—	—	—	1	—	—	—												
33329	Other industrial machinery mfg .....	(C)	(D)	(D)	1	—	—	—	—	—	1	—	—	—												
3339	Other general purpose machinery mfg .....	683	5 517	22 546	12	4	—	4	1	—	2	1	—	—												
33391	Pump & compressor mfg .....	(C)	(D)	(D)	1	—	—	—	—	—	1	—	—	—												
33399	All other general purpose machinery mfg ....	(F)	(D)	(D)	10	4	—	3	1	—	1	1	—	—												
334	Computer & electronic product mfg .....	1 324	13 195	58 707	16	6	2	1	3	1	2	—	1	—												
3342	Communications equipment mfg .....	(C)	(D)	(D)	2	1	—	—	—	—	1	—	—	—												
33422	Radio, TV broadcast & wireless comm equip mfg .....	(C)	(D)	(D)	1	—	—	—	—	—	1	—	—	—												
3344	Semiconductor & oth electronic component mfg .....	122	1 148	4 705	6	2	—	1	2	1	—	—	—	—												
33441	Semiconductor & oth electronic component mfg .....	122	1 148	4 705	6	2	—	1	2	1	—	—	—	—												
3345	Nav, measuring, medical, control instruments mfg .....	(F)	(D)	(D)	7	3	2	—	—	—	1	—	1	—												
33451	Nav, measuring, medical, control instruments mfg .....	(F)	(D)	(D)	7	3	2	—	—	—	1	—	1	—												
335	Electrical equip, appliance & component mfg .....	493	3 706	14 896	8	3	1	1	1	1	—	1	—	—												
3359	Other electrical equipment & component mfg ...	470	3 557	14 218	4	1	—	—	1	1	—	1	—	—												
33593	Wiring device mfg .....	(E)	(D)	(D)	2	1	—	—	—	—	—	1	—	—												
336	Transportation equipment mfg .....	1 191	11 076	44 682	25	10	6	3	1	2	1	2	—	—												
3363	Motor vehicle parts mfg .....	568	5 036	20 674	10	4	1	3	—	—	1	1	—	—												
33631	Motor vehicle gas engine & engine parts mfg ...	(E)	(D)	(D)	3	1	—	1	—	—	—	1	—	—												
33632	MV electrical & electronic equipment mfg ....	(C)	(D)	(D)	1	—	—	—	—	—	1	—	—	—												
3366	Ship & boat building .....	600	5 928	23 289	12	6	2	—	1	2	—	1	—	—												
33661	Ship & boat building .....	600	5 928	23 289	12	6	2	—	1	2	—	1	—	—												
337	Furniture & related product mfg .....	254	1 570	7 107	33	18	6	5	4	—	—	—	—	—												
3371	HH & institutional furniture & kitchen cabinet mfg .....	(C)	(D)	(D)	31	18	6	3	4	—	—	—	—	—												
33711	Wood kitchen cabinet & countertop mfg .....	158	999	4 636	25	16	5	1	3	—	—	—	—	—												
337110	Wood kitchen cabinet & countertop mfg ....	158	999	4 636	25	16	5	1	3	—	—	—	—	—												
339	Miscellaneous mfg .....	1 456	12 546	51 112	49	23	12	4	5	2	2	—	1	—												
3391	Medical equipment & supplies mfg .....	990	9 525	39 966	22	10	6	2	1	2	—	—	1	—												
33911	Medical equipment & supplies mfg .....	990	9 525	39 966	22	10	6	2	1	2	—	—	1	—												
339112	Surgical & medical instrument mfg .....	855	8 514	33 885	4	—	1	—	1	1	—	—	—	—												
3399	Other miscellaneous mfg .....	466	3 021	11 146	27	13	6	2	4	—	2	—	—	—												
33999	All other misc mfg .....	300	1 704	5 827	7	3	1	—	—	—	2	—	—	—												
<b>42</b>	<b>Wholesale trade .....</b>	<b>4 613</b>	<b>37 185</b>	<b>155 037</b>	<b>480</b>	<b>296</b>	<b>78</b>	<b>57</b>	<b>35</b>	<b>7</b>	<b>5</b>	<b>2</b>	<b>—</b>	<b>—</b>												
423	Merchant Wholesalers, Durable Goods .....	2 076	19 631	79 250	282	171	47	38	24	1	1	—	—	—												
4231	Motor Vehicle and Motor Vehicle Parts and Supplies Merchant Wholesalers .....	310	1 910	7 396	45	29	6	3	7	—	—	—	—	—												
42312	Motor Vehicle Supplies and New Parts Merchant Wholesalers .....	180	1 000	3 979	25	16	3	1	5	—	—	—	—	—												
423120	Motor Vehicle Supplies and New Parts Merchant Wholesalers .....	180	1 000	3 979	25	16	3	1	5	—	—	—	—	—												
4233	Lumber and Other Construction Materials Merchant Wholesalers .....	229	2 029	7 856	25	10	5	7	3	—	—	—	—	—												
42331	Lumber, Plywood, Millwork, and Wood Panel Merchant Wholesalers .....	109	1 128	4 203	8	2	2	2	2	—	—	—	—	—												
423310	Lumber, Plywood, Millwork, and Wood Panel Merchant Wholesalers .....	109	1 128	4 203	8	2	2	2	2	—	—	—	—	—												
4234	Professional and Commercial Equipment and Supplies Merchant Wholesalers .....	455	6 082	25 011	40	21	11	6	1	—	1	—	—	—												
42346	Ophthalmic Goods Merchant Wholesalers ...	(C)	(D)	(D)	1	—	—	—	—	—	1	—	—	—												

See footnotes at end of table.

**Table 6. Counties—Employees, Payroll, and Establishments by Industry: 2003—Con.**

[Excludes most government employees, railroad employees, and self-employed persons. Size class 1 to 4 includes establishments with payroll, but no employees, during mid-March pay period. (D) denotes figures withheld to avoid disclosing data for individual companies; the data are included in broader industry totals. Detailed industries with 100 or more employees are shown if industry was not a (D). For explanation of terms, abbreviations, and data reliability/comparability, see introductory text]

NAICS code	Industry	Number of employees for week including March 12	Payroll (\$1,000)		Total number of establishments	Number of establishments by employment-size class																					
			First quarter	Annual		1 to 4	5 to 9	10 to 19	20 to 49	50 to 99	100 to 249	250 to 499	500 to 999	1,000 or more													
<b>VOLUSIA—Con.</b>																											
<b>42 Wholesale trade—Con.</b>																											
<b>423 Merchant Wholesalers, Durable Goods—Con.</b>																											
4236	Electrical and Electronic Goods Merchant Wholesalers.....	280	2 779	10 553	33	17	2	9	5	—	—	—	—	—	—	—	—										
42369	Other Electronic Parts and Equipment Merchant Wholesalers.....	126	1 323	5 185	14	7	—	4	3	—	—	—	—	—	—	—	—										
423690	Other Electronic Parts and Equipment Merchant Wholesalers.....	126	1 323	5 185	14	7	—	4	3	—	—	—	—	—	—	—	—										
4237	Hardware, and Plumbing and Heating Equipment and Supplies Merchant Whole.....	138	1 262	4 713	32	23	5	3	1	—	—	—	—	—	—	—	—										
4238	Machinery, Equipment, and Supplies Merchant Wholesalers.....	370	3 405	13 958	56	38	9	4	4	1	—	—	—	—	—	—	—										
42383	Industrial Machinery and Equipment Merchant Wholesalers.....	169	1 839	7 463	20	15	2	1	1	1	—	—	—	—	—	—	—										
423830	Industrial Machinery and Equipment Merchant Wholesalers.....	169	1 839	7 463	20	15	2	1	1	1	—	—	—	—	—	—	—										
4239	Miscellaneous Durable Goods Merchant Wholesalers.....	198	1 404	6 267	39	25	7	6	1	—	—	—	—	—	—	—	—										
424	Merchant Wholesalers, Nondurable Goods.....	2 162	15 741	68 540	160	92	28	19	10	6	4	1	—	—	—	—	—										
4242	Drugs and Druggists' Sundries Merchant Wholesalers.....	203	1 389	6 147	12	5	2	2	2	1	—	—	—	—	—	—	—										
42421	Drugs and Druggists' Sundries Merchant Wholesalers.....	203	1 389	6 147	12	5	2	2	2	1	—	—	—	—	—	—	—										
424210	Drugs and Druggists' Sundries Merchant Wholesalers.....	203	1 389	6 147	12	5	2	2	2	1	—	—	—	—	—	—	—										
4243	Apparel, Piece Goods, and Notions Merchant Wholesalers.....	126	610	2 713	17	9	4	2	2	—	—	—	—	—	—	—	—										
4244	Grocery and Related Product Wholesalers.....	916	7 531	32 927	34	18	7	3	1	2	2	1	—	—	—	—	—										
42442	Packaged Frozen Food Merchant Wholesalers.....	(E)	(D)	(D)	4	1	1	1	—	—	—	1	—	—	—	—	—										
42447	Meat and Meat Product Merchant Wholesalers.....	157	1 467	6 949	4	—	2	1	—	—	1	—	—	—	—	—	—										
424470	Meat and Meat Product Merchant Wholesalers.....	157	1 467	6 949	4	—	2	1	—	—	1	—	—	—	—	—	—										
42449	Other Grocery and Related Products Merchant Wholesalers.....	280	1 509	6 287	11	5	3	1	1	—	1	—	—	—	—	—	—										
424490	Other Grocery and Related Products Merchant Wholesalers.....	280	1 509	6 287	11	5	3	1	1	—	1	—	—	—	—	—	—										
4246	Chemical and Allied Products Merchant Wholesalers.....	101	1 060	4 615	16	11	2	1	2	—	—	—	—	—	—	—	—										
4247	Petroleum and Petroleum Products Merchant Wholesalers.....	159	623	2 459	6	3	2	—	—	—	1	—	—	—	—	—	—										
42472	Petroleum and Petroleum Products Merchant Wholesalers (except Bulk Stati.....	(C)	(D)	(D)	3	1	1	—	—	—	1	—	—	—	—	—	—										
4248	Beer, Wine, and Distilled Alcoholic Beverage Merchant Wholesalers.....	238	2 168	9 561	4	1	—	—	—	2	1	—	—	—	—	—	—										
42481	Beer and Ale Merchant Wholesalers.....	238	2 168	9 561	4	1	—	—	—	2	1	—	—	—	—	—	—										
424810	Beer and Ale Merchant Wholesalers.....	238	2 168	9 561	4	1	—	—	—	2	1	—	—	—	—	—	—										
4249	Miscellaneous Nondurable Goods Merchant Wholesalers.....	336	1 895	8 034	62	39	10	10	3	—	—	—	—	—	—	—	—										
42493	Flower, Nursery Stock, and Florists' Supplies Merchant Wholesalers.....	130	680	3 075	24	15	3	5	1	—	—	—	—	—	—	—	—										
424930	Flower, Nursery Stock, and Florists' Supplies Merchant Wholesalers.....	130	680	3 075	24	15	3	5	1	—	—	—	—	—	—	—	—										
42499	Other Miscellaneous Nondurable Goods Merchant Wholesalers.....	125	582	2 553	20	12	3	4	1	—	—	—	—	—	—	—	—										
424990	Other Miscellaneous Nondurable Goods Merchant Wholesalers.....	125	582	2 553	20	12	3	4	1	—	—	—	—	—	—	—	—										
425	Wholesale Electronic Markets and Agents and Brokers.....	375	1 813	7 247	38	33	3	—	1	—	—	1	—	—	—	—	—										
4251	Wholesale Electronic Markets and Agents and Brokers.....	375	1 813	7 247	38	33	3	—	1	—	—	1	—	—	—	—	—										
42512	Wholesale Trade Agents and Brokers.....	(E)	(D)	(D)	37	32	3	—	1	—	—	1	—	—	—	—	—										
<b>44-45</b>	<b>Retail trade.....</b>	<b>25 349</b>	<b>123 821</b>	<b>525 982</b>	<b>1 940</b>	<b>956</b>	<b>478</b>	<b>269</b>	<b>134</b>	<b>47</b>	<b>50</b>	<b>3</b>	<b>3</b>														
441	Motor vehicle & parts dealers.....	3 450	29 360	130 132	283	140	65	37	24	14	1	2	—	—	—	—	—										
4411	Automobile dealers.....	2 161	20 867	93 117	114	68	13	4	13	13	1	2	—	—	—	—	—										
44111	New car dealers.....	1 985	19 819	88 551	49	15	2	3	13	13	1	2	—	—	—	—	—										
441110	New car dealers.....	1 985	19 819	88 551	49	15	2	3	13	13	1	2	—	—	—	—	—										
44112	Used car dealers.....	176	1 048	4 566	65	53	11	1	—	—	—	—	—	—	—	—	—										
441120	Used car dealers.....	176	1 048	4 566	65	53	11	1	—	—	—	—	—	—	—	—	—										
4412	Other motor vehicle dealers.....	476	3 354	15 186	61	31	15	9	6	—	—	—	—	—	—	—	—										
44122	Motorcycle & boat & other MV dealers.....	437	3 015	13 535	56	28	15	8	5	—	—	—	—	—	—	—	—										
441221	Motorcycle dealers.....	282	2 198	9 802	23	8	7	3	5	—	—	—	—	—	—	—	—										
441222	Boat dealers.....	101	583	2 650	20	11	6	3	—	—	—	—	—	—	—	—	—										
4413	Automotive parts, accessories & tire stores.....	813	5 139	21 829	108	41	37	24	5	1	—	—	—	—	—	—	—										
44131	Automotive parts, accessories & tire stores.....	410	2 179	9 339	63	29	17	14	3	—	—	—	—	—	—	—	—										
441310	Automotive parts, accessories & tire stores.....	410	2 179	9 339	63	29	17	14	3	—	—	—	—	—	—	—	—										
44132	Tire dealers.....	403	2 960	12 490	45	12	20	10	2	1	—	—	—	—	—	—	—										
441320	Tire dealers.....	403	2 960	12 490	45	12	20	10	2	1	—	—	—	—	—	—	—										
442	Furniture & home furnishing stores.....	973	5 673	24 625	118	68	26	14	7	2	1	—	—	—	—	—	—										
4421	Furniture stores.....	553	3 981	16 985	50	24	13	8	2	2	1	—	—	—	—	—	—										
44211	Furniture stores.....	553	3 981	16 985	50	24	13	8	2	2	1	—	—	—	—	—	—										
442110	Furniture stores.....	553	3 981	16 985	50	24	13	8	2	2	1	—	—	—	—	—	—										
4422	Home furnishings stores.....	420	1 692	7 640	68	44	13	6	5	—	—	—	—	—	—	—	—										
44221	Floor covering stores.....	149	1 042	4 922	30	19	8	2	1	—	—	—	—	—	—	—	—										
442210	Floor covering stores.....	149	1 042	4 922	30	19	8	2	1	—	—	—	—	—	—	—	—										
44229	Other home furnishings stores.....	271	650	2 718	38	25	5	4	4	—	—	—	—	—	—	—	—										
442299	All other home furnishings stores.....	260	617	2 574	32	19	5	4	4	—	—	—	—	—	—	—	—										

See footnotes at end of table.



**Table 6. Counties—Employees, Payroll, and Establishments by Industry: 2003—Con.**

[Excludes most government employees, railroad employees, and self-employed persons. Size class 1 to 4 includes establishments with payroll, but no employees, during mid-March pay period. (D) denotes figures withheld to avoid disclosing data for individual companies; the data are included in broader industry totals. Detailed industries with 100 or more employees are shown if industry was not a (D). For explanation of terms, abbreviations, and data reliability/comparability, see introductory text]

NAICS code	Industry	Number of employees for week including March 12	Payroll (\$1,000)		Total number of establishments	Number of establishments by employment-size class								
			First quarter	Annual		1 to 4	5 to 9	10 to 19	20 to 49	50 to 99	100 to 249	250 to 499	500 to 999	1,000 or more
<b>VOLUSIA—Con.</b>														
<b>44-45 Retail trade—Con.</b>														
443	Electronics & appliance stores	584	3 189	13 210	69	37	19	8	3	1	1	—	—	—
4431	Electronics & appliance stores	584	3 189	13 210	69	37	19	8	3	1	1	—	—	—
44311	Appliance, TV & all other electronics stores	497	2 664	10 807	56	31	15	6	2	1	1	—	—	—
443111	Household appliance stores	142	882	3 613	22	14	4	3	1	—	—	—	—	—
443112	Radio, television & other electronics stores	355	1 782	7 194	34	17	11	3	1	1	1	—	—	—
444	Bldg material & garden equip & supp dealers	2 091	12 007	51 545	144	63	35	24	16	—	6	—	—	—
4441	Building material & supplies dealers	1 962	11 448	49 025	119	47	30	21	15	—	6	—	—	—
44411	Home centers	985	5 048	19 968	10	2	—	1	1	—	6	—	—	—
444110	Home centers	985	5 048	19 968	10	2	—	1	1	—	6	—	—	—
44412	Paint & wallpaper stores	101	597	2 448	13	3	8	1	1	—	—	—	—	—
444120	Paint & wallpaper stores	101	597	2 448	13	3	8	1	1	—	—	—	—	—
44413	Hardware stores	226	817	3 381	25	12	6	2	5	—	—	—	—	—
444130	Hardware stores	226	817	3 381	25	12	6	2	5	—	—	—	—	—
44419	Other building material dealers	650	4 986	23 228	71	30	16	17	8	—	—	—	—	—
444190	Other building material dealers	650	4 986	23 228	71	30	16	17	8	—	—	—	—	—
4442	Lawn & garden equip & supplies stores	129	559	2 520	25	16	5	3	1	—	—	—	—	—
445	Food & beverage stores	6 030	22 275	92 964	226	120	28	23	12	13	30	—	—	—
4451	Grocery stores	5 682	21 131	88 073	157	77	11	16	11	12	30	—	—	—
44511	Grocery (except convenience) stores	5 415	20 288	84 096	88	26	3	6	11	12	30	—	—	—
445110	Grocery (except convenience) stores	5 415	20 288	84 096	88	26	3	6	11	12	30	—	—	—
44512	Convenience stores	267	843	3 977	69	51	8	10	—	—	—	—	—	—
445120	Convenience stores	267	843	3 977	69	51	8	10	—	—	—	—	—	—
4452	Specialty food stores	194	609	2 453	33	21	5	5	1	1	—	—	—	—
4453	Beer, wine & liquor stores	154	535	2 438	36	22	12	2	—	—	—	—	—	—
44531	Beer, wine & liquor stores	154	535	2 438	36	22	12	2	—	—	—	—	—	—
445310	Beer, wine & liquor stores	154	535	2 438	36	22	12	2	—	—	—	—	—	—
446	Health & personal care stores	1 633	9 068	38 989	135	61	25	20	24	4	1	—	—	—
4461	Health & personal care stores	1 633	9 068	38 989	135	61	25	20	24	4	1	—	—	—
44611	Pharmacies & drug stores	1 122	6 995	29 162	54	6	7	16	22	3	—	—	—	—
446110	Pharmacies & drug stores	1 122	6 995	29 162	54	6	7	16	22	3	—	—	—	—
44613	Optical goods stores	112	532	2 033	21	13	5	1	2	—	—	—	—	—
446130	Optical goods stores	112	532	2 033	21	13	5	1	2	—	—	—	—	—
44619	Other health & personal care stores	316	1 260	6 507	46	34	10	—	1	1	—	—	—	—
446191	Food (health) supplement stores	137	320	1 188	20	14	5	—	1	—	—	—	—	—
446199	All other health & personal care stores	179	940	5 319	26	20	5	—	—	1	—	—	—	—
447	Gasoline stations	1 482	5 419	22 271	228	88	93	42	5	—	—	—	—	—
4471	Gasoline stations	1 482	5 419	22 271	228	88	93	42	5	—	—	—	—	—
44711	Gasoline stations with convenience stores	1 402	5 025	20 691	204	71	87	41	5	—	—	—	—	—
447110	Gasoline stations with convenience stores	1 402	5 025	20 691	204	71	87	41	5	—	—	—	—	—
448	Clothing & clothing accessories stores	1 946	5 898	25 362	229	108	63	34	20	4	—	—	—	—
4481	Clothing stores	1 468	4 219	18 399	150	70	33	26	17	4	—	—	—	—
44812	Women's clothing stores	319	690	2 855	43	20	12	7	4	—	—	—	—	—
448120	Women's clothing stores	319	690	2 855	43	20	12	7	4	—	—	—	—	—
44814	Family clothing stores	804	2 370	10 465	53	18	10	12	10	3	—	—	—	—
448140	Family clothing stores	804	2 370	10 465	53	18	10	12	10	3	—	—	—	—
44819	Other clothing stores	210	689	3 097	32	23	3	2	3	1	—	—	—	—
448190	Other clothing stores	210	689	3 097	32	23	3	2	3	1	—	—	—	—
4482	Shoe stores	256	665	2 958	30	11	12	4	3	—	—	—	—	—
44821	Shoe stores	256	665	2 958	30	11	12	4	3	—	—	—	—	—
448210	Shoe stores	256	665	2 958	30	11	12	4	3	—	—	—	—	—
4483	Jewelry, luggage & leather goods stores	222	1 014	4 005	49	27	18	4	—	—	—	—	—	—
44831	Jewelry stores	(C)	(D)	(D)	46	26	16	4	—	—	—	—	—	—
451	Sporting goods, hobby, book & music stores	616	1 999	8 706	98	55	25	15	3	—	—	—	—	—
4511	Sporting goods, hobby, musical instrument stores	440	1 460	6 499	75	44	19	10	2	—	—	—	—	—
45111	Sporting goods stores	169	691	2 939	40	25	12	3	—	—	—	—	—	—
451110	Sporting goods stores	169	691	2 939	40	25	12	3	—	—	—	—	—	—
45112	Hobby, toy & game stores	166	428	2 118	16	8	3	3	2	—	—	—	—	—
451120	Hobby, toy & game stores	166	428	2 118	16	8	3	3	2	—	—	—	—	—
4512	Book, periodical & music stores	176	539	2 207	23	11	6	5	1	—	—	—	—	—
45121	Book stores & news dealers	143	454	1 860	17	9	2	5	1	—	—	—	—	—
451211	Book stores	143	454	1 860	17	9	2	5	1	—	—	—	—	—
452	General merchandise stores	4 290	19 895	82 614	58	6	22	4	7	6	9	1	3	—
4521	Department stores	1 778	8 235	32 255	15	—	—	—	2	6	6	1	—	—
45211	Department stores	1 778	8 235	32 255	15	—	—	—	2	6	6	1	—	—
452111	Department Stores (except Discount Department Stores)	796	3 825	13 606	5	—	—	—	1	—	3	1	—	—
452112	Discount Department Stores	982	4 410	18 649	10	—	—	—	1	6	3	—	—	—
4529	Other general merchandise stores	2 512	11 660	50 359	43	6	22	4	5	—	3	—	3	—
45291	Warehouse clubs & superstores	(G)	(D)	(D)	6	—	—	—	—	—	3	—	3	—
45299	All other general merchandise stores	(E)	(D)	(D)	37	6	22	4	5	—	—	—	—	—
453	Miscellaneous store retailers	1 549	5 199	21 744	245	138	58	35	12	2	—	—	—	—
4531	Florists	170	405	1 696	38	23	10	5	—	—	—	—	—	—
45311	Florists	170	405	1 696	38	23	10	5	—	—	—	—	—	—
453110	Florists	170	405	1 696	38	23	10	5	—	—	—	—	—	—
4532	Office supplies, stationery & gift stores	775	2 437	9 230	97	49	23	14	10	1	—	—	—	—
45321	Office supplies & stationery stores	191	1 228	4 229	13	4	1	4	4	—	—	—	—	—
453210	Office supplies & stationery stores	191	1 228	4 229	13	4	1	4	4	—	—	—	—	—
45322	Gift, novelty & souvenir stores	584	1 209	5 001	84	45	22	10	6	1	—	—	—	—
453220	Gift, novelty & souvenir stores	584	1 209	5 001	84	45	22	10	6	1	—	—	—	—
4533	Used merchandise stores	174	671	2 911	35	23	7	4	1	—	—	—	—	—
45331	Used merchandise stores	174	671	2 911	35	23	7	4	1	—	—	—	—	—
453310	Used merchandise stores	174	671	2 911	35	23	7	4	1	—	—	—	—	—

See footnotes at end of table.

**Table 6. Counties—Employees, Payroll, and Establishments by Industry: 2003—Con.**

[Excludes most government employees, railroad employees, and self-employed persons. Size class 1 to 4 includes establishments with payroll, but no employees, during mid-March pay period. (D) denotes figures withheld to avoid disclosing data for individual companies; the data are included in broader industry totals. Detailed industries with 100 or more employees are shown if industry was not a (D). For explanation of terms, abbreviations, and data reliability/comparability, see introductory text]

NAICS code	Industry	Number of employees for week including March 12	Payroll (\$1,000)		Total number of establishments	Number of establishments by employment-size class								
			First quarter	Annual		1 to 4	5 to 9	10 to 19	20 to 49	50 to 99	100 to 249	250 to 499	500 to 999	1,000 or more
<b>VOLUSIA—Con.</b>														
<b>44-45 Retail trade—Con.</b>														
453	Miscellaneous store retailers—Con.													
4539	Other miscellaneous store retailers .....	430	1 686	7 907	75	43	18	12	1	1	—	—	—	—
45391	Pet & pet supplies stores .....	146	432	1 963	17	6	7	3	1	—	—	—	—	—
453910	Pet & pet supplies stores .....	146	432	1 963	17	6	7	3	1	—	—	—	—	—
45399	All other miscellaneous store retailers .....	222	917	4 048	48	28	11	9	—	—	—	—	—	—
453998	All other misc store retailers (exc tobacco) ..	198	847	3 750	42	25	8	9	—	—	—	—	—	—
454	Nonstore retailers .....	705	3 839	13 820	107	72	19	13	1	1	1	—	—	—
4541	Electronic shopping & mail-order houses .....	146	736	3 146	37	25	8	4	—	—	—	—	—	—
45411	Electronic shopping & mail-order houses .....	146	736	3 146	37	25	8	4	—	—	—	—	—	—
4543	Direct selling establishments .....	523	2 967	10 303	58	38	9	8	1	1	1	—	—	—
45439	Other direct selling establishments .....	448	2 431	8 273	47	33	7	4	1	1	1	—	—	—
454390	Other direct selling establishments .....	448	2 431	8 273	47	33	7	4	1	1	1	—	—	—
<b>48-49</b>	<b>Transportation &amp; warehousing .....</b>	<b>1 748</b>	<b>11 257</b>	<b>47 068</b>	<b>214</b>	<b>160</b>	<b>18</b>	<b>18</b>	<b>10</b>	<b>5</b>	<b>3</b>	—	—	—
484	Truck transportation .....	575	3 973	16 510	112	91	11	3	4	2	1	—	—	—
4841	General freight trucking .....	337	2 607	11 040	63	53	5	1	2	1	1	—	—	—
48411	General freight trucking, local .....	105	355	2 198	19	16	1	—	1	1	—	—	—	—
484110	General freight trucking, local .....	105	355	2 198	19	16	1	—	1	1	—	—	—	—
48412	General freight trucking, long-distance .....	232	2 252	8 842	44	37	4	1	1	—	1	—	—	—
4842	Specialized freight trucking .....	238	1 366	5 470	49	38	6	2	2	1	—	—	—	—
485	Transit & ground passenger transportation .....	323	1 915	8 719	18	12	—	4	1	—	1	—	—	—
4851	Urban transit systems .....	(C)	(D)	(D)	1	—	—	—	—	—	1	—	—	—
48511	Urban transit systems .....	(C)	(D)	(D)	1	—	—	—	—	—	1	—	—	—
488	Transportation support activities .....	380	1 858	7 664	51	32	7	9	2	1	—	—	—	—
4881	Air transportation support activities .....	283	1 449	5 688	29	17	3	6	2	1	—	—	—	—
48811	Airport operations .....	169	796	2 626	8	4	—	1	2	1	—	—	—	—
488119	Other airport operations .....	169	796	2 626	8	4	—	1	2	1	—	—	—	—
48819	Other air transportation support activities ..	114	653	3 062	21	13	3	5	—	—	—	—	—	—
488190	Other air transportation support activities ..	114	653	3 062	21	13	3	5	—	—	—	—	—	—
492	Couriers & messengers .....	303	2 580	10 168	11	9	—	—	—	1	1	—	—	—
4921	Couriers .....	(E)	(D)	(D)	7	5	—	—	—	1	1	—	—	—
49211	Couriers .....	(E)	(D)	(D)	7	5	—	—	—	1	1	—	—	—
<b>51</b>	<b>Information .....</b>	<b>2 484</b>	<b>21 057</b>	<b>80 832</b>	<b>142</b>	<b>75</b>	<b>20</b>	<b>15</b>	<b>22</b>	<b>8</b>	<b>1</b>	—	<b>1</b>	—
511	Publishing industries .....	1 267	10 626	44 999	38	18	5	3	7	4	—	—	1	—
5111	Newspaper, periodical, book, database publishers .....	1 242	10 462	44 452	33	15	4	2	7	4	—	—	1	—
51111	Newspaper publishers .....	(F)	(D)	(D)	4	1	—	—	2	—	—	—	1	—
51112	Periodical publishers .....	149	1 029	4 309	13	8	2	1	—	2	—	—	—	—
511120	Periodical publishers .....	149	1 029	4 309	13	8	2	1	—	2	—	—	—	—
51114	Database and directory publishers .....	231	2 113	8 275	10	2	1	1	5	1	—	—	—	—
511140	Database and directory publishers .....	231	2 113	8 275	10	2	1	1	5	1	—	—	—	—
512	Motion picture & sound recording industries .....	188	372	1 666	14	6	1	2	5	—	—	—	—	—
5121	Motion picture & video industries .....	188	372	1 666	14	6	1	2	5	—	—	—	—	—
51213	Motion picture & video exhibition .....	178	334	1 388	8	1	—	2	5	—	—	—	—	—
512131	Motion picture theaters (except drive-ins) ..	178	334	1 388	8	1	—	2	5	—	—	—	—	—
517	Telecommunications .....	876	8 982	29 512	57	27	9	8	8	4	1	—	—	—
5171	Wired Telecommunications Carriers .....	403	5 382	16 332	26	13	2	4	5	1	1	—	—	—
51711	Wired Telecommunications Carriers .....	403	5 382	16 332	26	13	2	4	5	1	1	—	—	—
517110	Wired Telecommunications Carriers .....	403	5 382	16 332	26	13	2	4	5	1	1	—	—	—
5172	Wireless Telecommunications Carriers (except Satellite) .....	164	1 314	4 984	17	9	4	1	3	—	—	—	—	—
51721	Wireless Telecommunications Carriers (except Satellite) .....	164	1 314	4 984	17	9	4	1	3	—	—	—	—	—
5173	Telecommunications Resellers .....	125	496	1 724	7	2	2	2	—	1	—	—	—	—
51731	Telecommunications Resellers .....	125	496	1 724	7	2	2	2	—	1	—	—	—	—
517310	Telecommunications Resellers .....	125	496	1 724	7	2	2	2	—	1	—	—	—	—
5175	Cable and Other Program Distribution .....	184	1 790	6 472	7	3	1	1	—	2	—	—	—	—
51751	Cable and Other Program Distribution .....	184	1 790	6 472	7	3	1	1	—	2	—	—	—	—
517510	Cable and Other Program Distribution .....	184	1 790	6 472	7	3	1	1	—	2	—	—	—	—
<b>52</b>	<b>Finance &amp; insurance .....</b>	<b>4 706</b>	<b>46 581</b>	<b>183 984</b>	<b>663</b>	<b>378</b>	<b>154</b>	<b>86</b>	<b>37</b>	<b>6</b>	<b>2</b>	—	—	—
522	Credit intermediation & related activities .....	2 560	23 121	88 291	306	130	92	60	21	2	1	—	—	—
5221	Depository credit intermediation .....	2 009	18 303	67 762	168	36	60	50	19	2	1	—	—	—
52211	Commercial banking .....	1 848	17 117	62 762	146	30	49	45	19	2	1	—	—	—
522110	Commercial banking .....	1 848	17 117	62 762	146	30	49	45	19	2	1	—	—	—
5222	Nondepository credit intermediation .....	282	2 717	11 828	75	51	19	4	1	—	—	—	—	—
52229	Other nondepository credit intermediation ....	226	2 318	9 862	66	45	17	4	—	—	—	—	—	—
5223	Activities related to credit intermediation .....	269	2 101	8 701	63	43	13	6	1	—	—	—	—	—
52231	Mortgage & nonmortgage brokers .....	189	1 683	6 867	47	30	12	5	—	—	—	—	—	—
522310	Mortgage & nonmortgage brokers .....	189	1 683	6 867	47	30	12	5	—	—	—	—	—	—
523	Security, commodity contracts & like activity .....	324	5 586	21 724	92	76	6	6	4	—	—	—	—	—
5231	Scrtcy & comdty contracts intermed & brokerage ..	263	5 014	19 214	55	42	3	6	4	—	—	—	—	—
52312	Securities brokerage .....	248	4 876	18 744	50	39	1	6	4	—	—	—	—	—
523120	Securities brokerage .....	248	4 876	18 744	50	39	1	6	4	—	—	—	—	—

See footnotes at end of table.

**Table 6. Counties—Employees, Payroll, and Establishments by Industry: 2003—Con.**

[Excludes most government employees, railroad employees, and self-employed persons. Size class 1 to 4 includes establishments with payroll, but no employees, during mid-March pay period. (D) denotes figures withheld to avoid disclosing data for individual companies; the data are included in broader industry totals. Detailed industries with 100 or more employees are shown if industry was not a (D). For explanation of terms, abbreviations, and data reliability/comparability, see introductory text]

NAICS code	Industry	Number of employees for week including March 12	Payroll (\$1,000)		Total number of establishments	Number of establishments by employment-size class										
			First quarter	Annual		1 to 4	5 to 9	10 to 19	20 to 49	50 to 99	100 to 249	250 to 499	500 to 999	1,000 or more		
<b>52</b>	<b>VOLUSIA—Con.</b>															
	<b>Finance &amp; insurance—Con.</b>															
524	Insurance carriers & related activities .....	1 771	16 892	71 236	253	162	55	20	11	4	1	—	—	—	—	—
5241	Insurance carriers .....	840	8 011	33 411	54	22	12	9	8	2	1	—	—	—	—	—
52411	Direct life, health, medical insurance carriers .....	678	6 398	27 063	24	7	3	4	7	2	1	—	—	—	—	—
52412	Other direct insurance carriers .....	162	1 613	6 348	30	15	9	5	1	—	—	—	—	—	—	—
524127	Direct title insurance carriers .....	102	839	3 394	14	2	8	4	—	—	—	—	—	—	—	—
5242	Agencies & other insurance related activities .....	931	8 881	37 825	199	140	43	11	3	2	—	—	—	—	—	—
52421	Insurance agencies & brokerages .....	819	7 675	31 957	182	128	40	10	3	1	—	—	—	—	—	—
524210	Insurance agencies & brokerages .....	819	7 675	31 957	182	128	40	10	3	1	—	—	—	—	—	—
52429	Other insurance related activities .....	112	1 206	5 868	17	12	3	1	—	1	—	—	—	—	—	—
<b>53</b>	<b>Real estate &amp; rental &amp; leasing .....</b>	<b>2 706</b>	<b>15 624</b>	<b>66 424</b>	<b>652</b>	<b>513</b>	<b>79</b>	<b>41</b>	<b>13</b>	<b>5</b>	<b>1</b>	—	—	—	—	—
531	Real estate .....	1 991	11 948	51 366	533	443	54	22	9	4	1	—	—	—	—	—
5311	Lessors of real estate .....	732	3 764	16 619	183	144	25	7	6	1	—	—	—	—	—	—
53111	Lessors of residential buildings & dwellings .....	375	1 953	8 020	77	54	15	4	4	—	—	—	—	—	—	—
531110	Lessors of residential buildings & dwellings .....	375	1 953	8 020	77	54	15	4	4	—	—	—	—	—	—	—
53112	Lessors of nonres bldg (exc miniwarehouses) .....	160	853	4 341	49	45	2	—	1	1	—	—	—	—	—	—
531120	Lessors of nonres bldg (exc miniwarehouses) .....	160	853	4 341	49	45	2	—	1	1	—	—	—	—	—	—
53119	Lessors of other real estate property .....	162	826	3 641	43	33	7	2	1	—	—	—	—	—	—	—
531190	Lessors of other real estate property .....	162	826	3 641	43	33	7	2	1	—	—	—	—	—	—	—
5312	Offices of real estate agents & brokers .....	778	5 507	22 284	220	197	15	3	2	2	1	—	—	—	—	—
53121	Offices of real estate agents & brokers .....	778	5 507	22 284	220	197	15	3	2	2	1	—	—	—	—	—
531210	Offices of real estate agents & brokers .....	778	5 507	22 284	220	197	15	3	2	2	1	—	—	—	—	—
5313	Activities related to real estate .....	481	2 677	12 463	130	102	14	12	1	1	—	—	—	—	—	—
53131	Real estate property managers .....	335	1 567	6 971	60	42	6	10	1	1	—	—	—	—	—	—
531311	Residential property managers .....	293	1 315	6 142	51	36	5	8	1	1	—	—	—	—	—	—
532	Rental & leasing services .....	(F)	(D)	(D)	118	70	24	19	4	1	—	—	—	—	—	—
5321	Automotive equipment rental & leasing .....	202	1 065	4 046	22	13	2	6	—	1	—	—	—	—	—	—
53211	Passenger car rental & leasing .....	144	745	2 782	10	5	1	3	—	1	—	—	—	—	—	—
532111	Passenger car rental .....	144	745	2 782	10	5	1	3	—	1	—	—	—	—	—	—
5322	Consumer goods rental .....	363	1 446	5 932	64	42	9	9	4	—	—	—	—	—	—	—
53223	Video tape & disc rental .....	212	628	2 298	22	8	3	8	3	—	—	—	—	—	—	—
532230	Video tape & disc rental .....	212	628	2 298	22	8	3	8	3	—	—	—	—	—	—	—
<b>54</b>	<b>Professional, scientific &amp; technical services .....</b>	<b>6 233</b>	<b>50 257</b>	<b>222 467</b>	<b>1 151</b>	<b>841</b>	<b>171</b>	<b>95</b>	<b>30</b>	<b>8</b>	<b>5</b>	<b>1</b>	—	—	—	—
541	Professional, scientific & technical services .....	6 233	50 257	222 467	1 151	841	171	95	30	8	5	1	—	—	—	—
5411	Legal services .....	1 241	11 627	54 442	286	203	55	23	3	2	—	—	—	—	—	—
54111	Offices of lawyers .....	1 164	10 916	51 485	268	192	51	20	3	2	—	—	—	—	—	—
541110	Offices of lawyers .....	1 164	10 916	51 485	268	192	51	20	3	2	—	—	—	—	—	—
5412	Accounting, tax prep, bookkeep, payroll services .....	985	5 915	23 151	200	138	29	25	8	—	—	—	—	—	—	—
54121	Accounting, tax prep, bookkeep, payroll services .....	985	5 915	23 151	200	138	29	25	8	—	—	—	—	—	—	—
541211	Offices of certified public accountants .....	404	4 088	17 105	88	60	14	12	2	—	—	—	—	—	—	—
541219	Other accounting services .....	176	831	3 549	68	59	7	1	1	—	—	—	—	—	—	—
5413	Architectural, engineering & related services .....	873	6 935	33 242	152	102	25	15	8	2	—	—	—	—	—	—
54133	Engineering services .....	401	3 719	17 966	59	37	9	8	4	1	—	—	—	—	—	—
541330	Engineering services .....	401	3 719	17 966	59	37	9	8	4	1	—	—	—	—	—	—
54137	Surveying, mapping (exc geophysical) services .....	257	1 623	7 881	39	24	6	5	4	—	—	—	—	—	—	—
541370	Surveying, mapping (exc geophysical) services .....	257	1 623	7 881	39	24	6	5	4	—	—	—	—	—	—	—
5415	Computer systems design & related services .....	870	9 412	37 463	94	74	10	3	3	1	3	—	—	—	—	—
54151	Computer systems design & related services .....	870	9 412	37 463	94	74	10	3	3	1	3	—	—	—	—	—
541511	Custom computer programming services .....	347	4 420	17 393	41	33	4	2	1	—	1	—	—	—	—	—
541512	Computer systems design services .....	314	3 845	15 386	37	27	6	1	1	1	1	—	—	—	—	—
5416	Management, sci & tech consulting services .....	789	5 736	25 860	187	163	13	7	—	2	2	—	—	—	—	—
54161	Management consulting services .....	729	5 311	23 886	157	136	12	5	—	2	2	—	—	—	—	—
541611	Admin & gen management consulting services .....	211	2 261	9 556	75	64	7	3	—	1	—	—	—	—	—	—
541613	Marketing consulting services .....	460	2 574	11 585	47	40	3	1	—	1	2	—	—	—	—	—
5418	Advertising & related services .....	760	6 032	26 775	63	41	12	7	1	1	—	1	—	—	—	—
54186	Direct mail advertising .....	508	4 594	20 503	10	6	2	—	1	—	—	1	—	—	—	—
541860	Direct mail advertising .....	508	4 594	20 503	10	6	2	—	1	—	—	1	—	—	—	—
54189	Other services related to advertising .....	102	583	2 681	22	15	2	5	—	—	—	—	—	—	—	—
541890	Other services related to advertising .....	102	583	2 681	22	15	2	5	—	—	—	—	—	—	—	—
5419	Oth professional, scientific, technical services .....	597	3 794	17 630	121	77	23	15	6	—	—	—	—	—	—	—
54191	Marketing research & public opinion polling .....	(C)	(D)	(D)	10	6	1	—	3	—	—	—	—	—	—	—
54194	Veterinary services .....	355	2 058	9 053	49	18	15	13	3	—	—	—	—	—	—	—
541940	Veterinary services .....	355	2 058	9 053	49	18	15	13	3	—	—	—	—	—	—	—
<b>55</b>	<b>Management of companies &amp; enterprises .....</b>	<b>594</b>	<b>8 455</b>	<b>34 864</b>	<b>36</b>	<b>17</b>	<b>6</b>	<b>7</b>	<b>2</b>	<b>3</b>	<b>1</b>	—	—	—	—	—
551	Management of companies & enterprises .....	594	8 455	34 864	36	17	6	7	2	3	1	—	—	—	—	—
5511	Management of companies & enterprises .....	594	8 455	34 864	36	17	6	7	2	3	1	—	—	—	—	—
55111	Management of companies & enterprises .....	594	8 455	34 864	36	17	6	7	2	3	1	—	—	—	—	—
551114	Corp, subsidiary & regional managing offices .....	567	8 156	33 308	28	11	5	6	2	3	1	—	—	—	—	—

See footnotes at end of table.

**Table 6. Counties—Employees, Payroll, and Establishments by Industry: 2003—Con.**

[Excludes most government employees, railroad employees, and self-employed persons. Size class 1 to 4 includes establishments with payroll, but no employees, during mid-March pay period. (D) denotes figures withheld to avoid disclosing data for individual companies; the data are included in broader industry totals. Detailed industries with 100 or more employees are shown if industry was not a (D). For explanation of terms, abbreviations, and data reliability/comparability, see introductory text]

NAICS code	Industry	Number of employees for week including March 12	Payroll (\$1,000)		Total number of establishments	Number of establishments by employment-size class									
			First quarter	Annual		1 to 4	5 to 9	10 to 19	20 to 49	50 to 99	100 to 249	250 to 499	500 to 999	1,000 or more	
<b>VOLUSIA—Con.</b>															
<b>56</b>	<b>Admin. support, waste mgt, remediation services</b>	<b>10 263</b>	<b>47 304</b>	<b>193 691</b>	<b>695</b>	<b>477</b>	<b>87</b>	<b>57</b>	<b>33</b>	<b>21</b>	<b>13</b>	<b>6</b>	—	<b>1</b>	
561	Administrative & support services	9 760	44 631	183 765	672	467	79	55	33	19	13	5	—	1	
5611	Office administrative services	581	3 273	15 488	46	30	4	5	3	2	2	—	—	—	
56111	Office administrative services	581	3 273	15 488	46	30	4	5	3	2	2	—	—	—	
561110	Office administrative services	581	3 273	15 488	46	30	4	5	3	2	2	—	—	—	
5613	Employee leasing services	4 457	18 930	76 551	55	22	3	4	5	10	8	2	—	1	
56132	Temporary help services	2 520	10 085	38 683	33	9	1	1	5	8	7	2	—	—	
561320	Temporary help services	2 520	10 085	38 683	33	9	1	1	5	8	7	2	—	—	
56133	Employee leasing services	1 919	8 755	37 427	12	4	1	3	—	2	1	—	—	1	
561330	Employee leasing services	1 919	8 755	37 427	12	4	1	3	—	2	1	—	—	1	
5614	Business support services	1 922	9 522	36 481	53	37	4	3	3	—	3	3	—	—	
56142	Telephone call centers	1 445	6 312	23 844	13	5	—	2	1	—	3	2	—	—	
56144	Collection agencies	(E)	(D)	(D)	7	5	1	—	—	—	—	1	—	—	
5615	Travel arrangement & reservation services	312	1 493	7 058	52	34	10	3	5	—	—	—	—	—	
56151	Travel agencies	167	724	3 520	37	26	8	1	2	—	—	—	—	—	
561510	Travel agencies	167	724	3 520	37	26	8	1	2	—	—	—	—	—	
56159	Oth travel arrangement & reservation services	134	721	3 214	9	3	1	2	3	—	—	—	—	—	
5616	Investigation & security services	350	1 754	6 809	41	29	4	3	4	1	—	—	—	—	
56161	Investigation, guard & armored car services	295	1 454	5 688	24	16	1	2	4	1	—	—	—	—	
561612	Security guards & patrol services	216	976	3 743	12	6	1	2	2	1	—	—	—	—	
5617	Services to buildings & dwellings	1 808	7 680	34 159	396	301	50	31	9	5	—	—	—	—	
56171	Exterminating & pest control services	490	3 015	13 378	59	29	15	10	3	2	—	—	—	—	
561710	Exterminating & pest control services	490	3 015	13 378	59	29	15	10	3	2	—	—	—	—	
56172	Janitorial services	361	836	3 481	82	62	11	5	4	—	—	—	—	—	
561720	Janitorial services	361	836	3 481	82	62	11	5	4	—	—	—	—	—	
56173	Landscaping services	779	3 125	14 456	201	167	18	11	2	3	—	—	—	—	
561730	Landscaping services	779	3 125	14 456	201	167	18	11	2	3	—	—	—	—	
56174	Carpet & upholstery cleaning services	114	413	1 604	27	20	4	3	—	—	—	—	—	—	
561740	Carpet & upholstery cleaning services	114	413	1 604	27	20	4	3	—	—	—	—	—	—	
5619	Other support services	(E)	(D)	(D)	27	13	4	6	3	1	—	—	—	—	
56199	All other support services	210	1 316	4 627	17	8	2	4	2	1	—	—	—	—	
561990	All other support services	210	1 316	4 627	17	8	2	4	2	1	—	—	—	—	
562	Waste management & remediation services	503	2 673	9 926	23	10	8	2	—	2	—	1	—	—	
5621	Waste collection	(E)	(D)	(D)	7	3	1	1	—	1	—	1	—	—	
56211	Waste collection	(E)	(D)	(D)	7	3	1	1	—	1	—	1	—	—	
5629	Remediation & oth waste management services	115	475	1 356	11	4	6	—	—	1	—	—	—	—	
<b>61</b>	<b>Educational services</b>	<b>5 325</b>	<b>31 198</b>	<b>127 164</b>	<b>109</b>	<b>58</b>	<b>12</b>	<b>16</b>	<b>15</b>	<b>5</b>	—	—	<b>1</b>	<b>2</b>	
611	Educational services	5 325	31 198	127 164	109	58	12	16	15	5	—	—	1	2	
6111	Elementary & secondary schools	581	2 772	11 188	24	2	1	9	10	2	—	—	—	—	
61111	Elementary & secondary schools	581	2 772	11 188	24	2	1	9	10	2	—	—	—	—	
611110	Elementary & secondary schools	581	2 772	11 188	24	2	1	9	10	2	—	—	—	—	
6113	Colleges, universities & professional schools	4 176	26 219	102 681	4	—	—	—	1	—	—	—	1	2	
61131	Colleges, universities & professional schools	4 176	26 219	102 681	4	—	—	—	1	—	—	—	1	2	
611310	Colleges, universities & professional schools	4 176	26 219	102 681	4	—	—	—	1	—	—	—	1	2	
6115	Technical & trade schools	279	1 410	8 151	19	9	3	3	2	2	—	—	—	—	
61151	Technical & trade schools	279	1 410	8 151	19	9	3	3	2	2	—	—	—	—	
611512	Flight training	157	802	3 528	10	5	1	2	1	—	—	—	—	—	
6116	Other schools & instruction	217	690	3 110	53	39	8	4	2	—	—	—	—	—	
<b>62</b>	<b>Health care and social assistance</b>	<b>20 765</b>	<b>160 236</b>	<b>685 158</b>	<b>1 102</b>	<b>500</b>	<b>291</b>	<b>182</b>	<b>77</b>	<b>17</b>	<b>27</b>	<b>3</b>	<b>3</b>	<b>2</b>	
621	Ambulatory health care services	6 803	63 525	289 964	826	399	237	138	42	6	3	1	—	—	
6211	Offices of physicians	2 807	31 909	159 722	380	177	114	65	20	4	—	—	—	—	
62111	Offices of physicians	2 807	31 909	159 722	380	177	114	65	20	4	—	—	—	—	
621111	Offices of physicians (exc mental health)	2 730	31 476	157 784	362	163	113	62	20	4	—	—	—	—	
6212	Offices of dentists	1 100	8 290	36 507	169	67	72	24	6	—	—	—	—	—	
62121	Offices of dentists	1 100	8 290	36 507	169	67	72	24	6	—	—	—	—	—	
621210	Offices of dentists	1 100	8 290	36 507	169	67	72	24	6	—	—	—	—	—	
6213	Offices of other health practitioners	830	5 611	23 190	168	115	27	21	5	—	—	—	—	—	
62131	Offices of chiropractors	228	1 534	7 168	56	40	10	5	1	—	—	—	—	—	
621310	Offices of chiropractors	228	1 534	7 168	56	40	10	5	1	—	—	—	—	—	
62132	Offices of optometrists	179	1 195	5 017	21	9	6	4	2	—	—	—	—	—	
621320	Offices of optometrists	179	1 195	5 017	21	9	6	4	2	—	—	—	—	—	
62133	Offices of other mental health practitioners	121	756	3 036	29	22	2	4	1	—	—	—	—	—	
621330	Offices of other mental health practitioners	121	756	3 036	29	22	2	4	1	—	—	—	—	—	
62134	Offices of PT, OT, speech therapy & audiology	166	1 155	4 623	31	18	6	7	—	—	—	—	—	—	
621340	Offices of PT, OT, speech therapy & audiology	166	1 155	4 623	31	18	6	7	—	—	—	—	—	—	
62139	Offices of all other health practitioners	136	971	3 346	31	26	3	1	1	—	—	—	—	—	
6214	Outpatient care centers	817	6 661	28 019	53	12	13	21	6	—	1	—	—	—	
62142	Outpatient mental health, substance abuse ctrs	233	1 385	5 771	19	2	5	9	3	—	—	—	—	—	
621420	Outpatient mental health, substance abuse ctrs	233	1 385	5 771	19	2	5	9	3	—	—	—	—	—	
62149	Other outpatient care centers	574	5 237	22 061	30	6	8	12	3	—	1	—	—	—	
621492	Kidney dialysis centers	158	1 223	4 848	10	—	2	7	1	—	—	—	—	—	
6215	Medical & diagnostic laboratories	412	4 740	17 816	24	13	6	3	1	—	—	1	—	—	
62151	Medical & diagnostic laboratories	412	4 740	17 816	24	13	6	3	1	—	—	1	—	—	
621511	Medical laboratories	358	4 343	15 901	13	6	3	2	1	—	—	1	—	—	
6216	Home health care services	549	4 211	16 653	24	12	4	1	4	2	1	—	—	—	
62161	Home health care services	549	4 211	16 653	24	12	4	1	4	2	1	—	—	—	
621610	Home health care services	549	4 211	16 653	24	12	4	1	4	2	1	—	—	—	

See footnotes at end of table.

**Table 6. Counties—Employees, Payroll, and Establishments by Industry: 2003—Con.**

[Excludes most government employees, railroad employees, and self-employed persons. Size class 1 to 4 includes establishments with payroll, but no employees, during mid-March pay period. (D) denotes figures withheld to avoid disclosing data for individual companies; the data are included in broader industry totals. Detailed industries with 100 or more employees are shown if industry was not a (D). For explanation of terms, abbreviations, and data reliability/comparability, see introductory text]

NAICS code	Industry	Number of employees for week including March 12	Payroll (\$1,000)		Total number of establishments	Number of establishments by employment-size class										
			First quarter	Annual		1 to 4	5 to 9	10 to 19	20 to 49	50 to 99	100 to 249	250 to 499	500 to 999	1,000 or more		
<b>62</b>	<b>VOLUSIA—Con.</b>															
	<b>Health care and social assistance—Con.</b>															
621	Ambulatory health care services—Con.															
6219	Other ambulatory health care services .....	288	2 103	8 057	8	3	1	3	—	—	1	—	—	—	—	—
62191	Ambulance services .....	(C)	(D)	(D)	1	—	—	—	—	—	1	—	—	—	—	—
622	Hospitals .....	(I)	(D)	(D)	6	—	—	—	1	—	—	—	—	3	2	—
6221	General medical & surgical hospitals .....	6 616	61 131	249 743	5	—	—	—	—	—	—	—	—	3	2	—
62211	General medical & surgical hospitals .....	6 616	61 131	249 743	5	—	—	—	—	—	—	—	—	3	2	—
622110	General medical & surgical hospitals .....	6 616	61 131	249 743	5	—	—	—	—	—	—	—	—	3	2	—
623	Nursing & residential care facilities .....	5 389	27 256	112 320	114	43	9	13	18	8	21	2	—	—	—	—
6231	Nursing care facilities .....	3 273	17 872	73 599	30	4	—	1	3	4	18	—	—	—	—	—
62311	Nursing care facilities .....	3 273	17 872	73 599	30	4	—	1	3	4	18	—	—	—	—	—
623110	Nursing care facilities .....	3 273	17 872	73 599	30	4	—	1	3	4	18	—	—	—	—	—
6232	Residential mental retardation, health facil .....	540	2 382	9 741	25	11	1	6	5	1	—	1	—	—	—	—
62321	Residential mental retardation facilities .....	438	1 804	7 397	18	9	1	4	2	1	—	1	—	—	—	—
623210	Residential mental retardation facilities .....	438	1 804	7 397	18	9	1	4	2	1	—	1	—	—	—	—
62322	Residential mental health, subst abuse facil ..	102	578	2 344	7	2	—	2	3	—	—	—	—	—	—	—
623220	Residential mental health, subst abuse facil .....	102	578	2 344	7	2	—	2	3	—	—	—	—	—	—	—
6233	Community care facilities for the elderly .....	1 268	5 303	21 907	50	27	6	6	5	3	2	1	—	—	—	—
62331	Community care facilities for the elderly .....	1 268	5 303	21 907	50	27	6	6	5	3	2	1	—	—	—	—
623311	Continuing care retirement communities ...	799	3 681	15 219	12	4	1	2	2	1	1	1	—	—	—	—
623312	Homes for the elderly .....	469	1 622	6 688	38	23	5	4	3	2	1	—	—	—	—	—
6239	Other residential care facilities .....	308	1 699	7 073	9	1	2	—	5	—	1	—	—	—	—	—
62399	Other residential care facilities .....	308	1 699	7 073	9	1	2	—	5	—	1	—	—	—	—	—
623990	Other residential care facilities .....	308	1 699	7 073	9	1	2	—	5	—	1	—	—	—	—	—
624	Social assistance .....	(G)	(D)	(D)	156	58	45	31	16	3	3	—	—	—	—	—
6241	Individual & family services .....	721	3 683	14 976	55	30	10	7	4	2	2	—	—	—	—	—
62411	Child & youth services .....	237	1 240	5 073	11	4	2	2	2	—	1	—	—	—	—	—
624110	Child & youth services .....	237	1 240	5 073	11	4	2	2	2	—	1	—	—	—	—	—
62412	Services for elderly & disabled persons .....	259	1 190	4 850	15	8	2	2	1	1	1	—	—	—	—	—
624120	Services for elderly & disabled persons .....	259	1 190	4 850	15	8	2	2	1	1	1	—	—	—	—	—
62419	Other individual & family services .....	225	1 253	5 053	29	18	6	3	1	1	—	—	—	—	—	—
624190	Other individual & family services .....	225	1 253	5 053	29	18	6	3	1	1	—	—	—	—	—	—
6243	Vocational rehabilitation services .....	294	766	3 006	9	2	2	2	2	—	1	—	—	—	—	—
62431	Vocational rehabilitation services .....	294	766	3 006	9	2	2	2	2	—	1	—	—	—	—	—
624310	Vocational rehabilitation services .....	294	766	3 006	9	2	2	2	2	—	1	—	—	—	—	—
6244	Child day care services .....	818	2 839	11 163	83	23	31	19	9	1	—	—	—	—	—	—
62441	Child day care services .....	818	2 839	11 163	83	23	31	19	9	1	—	—	—	—	—	—
624410	Child day care services .....	818	2 839	11 163	83	23	31	19	9	1	—	—	—	—	—	—
<b>71</b>	<b>Arts, entertainment &amp; recreation .....</b>	<b>3 562</b>	<b>16 405</b>	<b>63 077</b>	<b>191</b>	<b>95</b>	<b>33</b>	<b>20</b>	<b>24</b>	<b>12</b>	<b>6</b>	<b>1</b>	—	—	—	—
711	Performing arts, spectator sports & related industries .....	1 136	9 320	32 525	52	35	6	6	—	1	3	1	—	—	—	—
7111	Performing arts companies .....	144	94	1 185	7	5	—	1	—	1	—	—	—	—	—	—
71119	Other performing arts companies .....	(C)	(D)	(D)	1	—	—	—	—	—	1	—	—	—	—	—
7112	Spectator sports .....	802	8 487	27 805	19	11	3	2	—	—	2	1	—	—	—	—
71121	Spectator sports .....	802	8 487	27 805	19	11	3	2	—	—	2	1	—	—	—	—
7113	Promoters of entertainment events .....	(C)	(D)	(D)	9	5	1	2	—	1	—	—	—	—	—	—
71132	Promoters of entertainment events without facility .....	130	289	1 768	8	5	—	2	—	1	—	—	—	—	—	—
711320	Promoters of entertainment events without facility .....	130	289	1 768	8	5	—	2	—	1	—	—	—	—	—	—
712	Museums, historical sites & like institutions .....	112	441	1 864	12	5	5	—	2	—	—	—	—	—	—	—
7121	Museums, historical sites & like institutions .....	112	441	1 864	12	5	5	—	2	—	—	—	—	—	—	—
713	Amusement, gambling & recreation industries .....	2 314	6 644	28 688	127	55	22	14	22	11	3	—	—	—	—	—
7131	Amusement parks & arcades .....	(C)	(D)	(D)	11	3	3	2	2	1	—	—	—	—	—	—
71312	Amusement arcades .....	(C)	(D)	(D)	10	3	3	1	2	1	—	—	—	—	—	—
7132	Gambling industries .....	(C)	(D)	(D)	3	1	1	—	—	—	1	—	—	—	—	—
71321	Casinos (except hotel casinos) .....	(C)	(D)	(D)	1	—	—	—	—	—	1	—	—	—	—	—
7139	Other amusement & recreation industries .....	2 015	5 714	24 647	113	51	18	12	20	10	2	—	—	—	—	—
71391	Golf courses & country clubs .....	850	2 970	12 532	14	1	1	—	4	7	1	—	—	—	—	—
713910	Golf courses & country clubs .....	850	2 970	12 532	14	1	1	—	4	7	1	—	—	—	—	—
71393	Marinas .....	150	631	2 749	12	4	4	1	3	—	—	—	—	—	—	—
713930	Marinas .....	150	631	2 749	12	4	4	1	3	—	—	—	—	—	—	—
71394	Fitness & recreational sports centers .....	629	1 053	4 959	46	25	3	8	7	2	1	—	—	—	—	—
713940	Fitness & recreational sports centers .....	629	1 053	4 959	46	25	3	8	7	2	1	—	—	—	—	—
71395	Bowling centers .....	180	534	1 973	7	1	1	1	3	1	—	—	—	—	—	—
713950	Bowling centers .....	180	534	1 973	7	1	1	1	3	1	—	—	—	—	—	—
71399	All other amusement & recreation industries ..	206	526	2 434	34	20	9	2	3	—	—	—	—	—	—	—
713990	All other amusement & recreation industries .....	206	526	2 434	34	20	9	2	3	—	—	—	—	—	—	—
<b>72</b>	<b>Accommodation &amp; food services .....</b>	<b>19 361</b>	<b>50 864</b>	<b>206 542</b>	<b>974</b>	<b>340</b>	<b>150</b>	<b>165</b>	<b>213</b>	<b>84</b>	<b>21</b>	<b>1</b>	—	—	—	—
721	Accommodation .....	3 385	10 857	47 453	195	85	42	28	24	11	4	1	—	—	—	—
7211	Traveler accommodation .....	3 319	10 640	46 472	183	80	37	26	24	11	4	1	—	—	—	—
72111	Hotels (exc casino hotels) & motels .....	3 290	10 570	46 185	178	78	35	25	24	11	4	1	—	—	—	—
721110	Hotels (exc casino hotels) & motels .....	3 290	10 570	46 185	178	78	35	25	24	11	4	1	—	—	—	—

See footnotes at end of table.

**Table 6. Counties—Employees, Payroll, and Establishments by Industry: 2003—Con.**

[Excludes most government employees, railroad employees, and self-employed persons. Size class 1 to 4 includes establishments with payroll, but no employees, during mid-March pay period. (D) denotes figures withheld to avoid disclosing data for individual companies; the data are included in broader industry totals. Detailed industries with 100 or more employees are shown if industry was not a (D). For explanation of terms, abbreviations, and data reliability/comparability, see introductory text]

NAICS code	Industry	Number of employees for week including March 12	Payroll (\$1,000)		Total number of establishments	Number of establishments by employment-size class								
			First quarter	Annual		1 to 4	5 to 9	10 to 19	20 to 49	50 to 99	100 to 249	250 to 499	500 to 999	1,000 or more
<b>VOLUSIA—Con.</b>														
<b>72</b>	<b>Accommodation &amp; food services—Con.</b>													
722	Food services & drinking places .....	15 976	40 007	159 089	779	255	108	137	189	73	17	—	—	—
7221	Full-service restaurants .....	8 495	22 565	89 647	356	110	56	59	69	49	13	—	—	—
72211	Full-service restaurants .....	8 495	22 565	89 647	356	110	56	59	69	49	13	—	—	—
722110	Full-service restaurants .....	8 495	22 565	89 647	356	110	56	59	69	49	13	—	—	—
7222	Limited-service eating places .....	6 372	14 321	57 843	313	86	31	62	111	20	3	—	—	—
72221	Limited-service eating places .....	6 372	14 321	57 843	313	86	31	62	111	20	3	—	—	—
722211	Limited-service restaurants .....	5 668	12 520	50 230	262	68	19	50	106	16	3	—	—	—
722212	Cafeterias .....	373	1 056	4 086	11	3	—	1	3	4	—	—	—	—
722213	Snack & nonalcoholic beverage bars .....	331	745	3 527	40	15	12	11	2	—	—	—	—	—
7223	Special food services .....	354	1 033	4 307	21	11	2	2	4	1	1	—	—	—
72231	Food service contractors .....	269	842	3 610	9	3	1	1	2	1	1	—	—	—
722310	Food service contractors .....	269	842	3 610	9	3	1	1	2	1	1	—	—	—
7224	Drinking places (alcoholic beverages) .....	755	2 088	7 292	89	48	19	14	5	3	—	—	—	—
72241	Drinking places (alcoholic beverages) .....	755	2 088	7 292	89	48	19	14	5	3	—	—	—	—
722410	Drinking places (alcoholic beverages) .....	755	2 088	7 292	89	48	19	14	5	3	—	—	—	—
<b>81</b>	<b>Other services (except public administration)</b> .....	<b>7 990</b>	<b>33 734</b>	<b>184 170</b>	<b>1 290</b>	<b>858</b>	<b>247</b>	<b>114</b>	<b>51</b>	<b>15</b>	<b>4</b>	<b>1</b>	—	—
811	Repair & maintenance .....	1 359	6 925	29 333	402	318	59	21	3	1	—	—	—	—
8111	Automotive repair & maintenance .....	1 047	5 084	21 851	284	218	44	19	2	1	—	—	—	—
81111	Automotive mechanical & electrical R&M .....	527	2 935	12 618	166	131	26	9	—	—	—	—	—	—
811111	General automotive repair .....	420	2 314	9 972	138	110	23	5	—	—	—	—	—	—
81112	Automotive body, paint, interior & glass repair .....	219	1 068	4 557	67	53	10	3	1	—	—	—	—	—
811121	Automotive body, paint & interior R&M .....	185	856	3 738	54	41	9	3	1	—	—	—	—	—
81119	Other automotive R&M .....	301	1 081	4 676	51	34	8	7	1	1	—	—	—	—
811192	Car washes .....	212	620	2 980	35	23	6	4	1	1	—	—	—	—
8112	Electronic & precision equipment R&M .....	125	782	3 025	33	23	8	1	1	—	—	—	—	—
81121	Electronic & precision equipment R&M .....	125	782	3 025	33	23	8	1	1	—	—	—	—	—
8114	Personal & household goods R&M .....	126	742	3 054	57	52	4	1	—	—	—	—	—	—
812	Personal & laundry services .....	2 256	8 132	33 536	356	227	72	40	11	4	2	—	—	—
8121	Personal care services .....	889	3 125	12 740	192	125	37	25	5	—	—	—	—	—
81211	Hair, nail & skin care services .....	813	2 899	11 811	172	112	32	23	5	—	—	—	—	—
812112	Beauty salons .....	802	2 878	11 692	162	102	32	23	5	—	—	—	—	—
8122	Death care services .....	225	1 067	4 291	40	22	11	6	1	—	—	—	—	—
81221	Funeral homes .....	149	796	3 216	26	12	10	4	—	—	—	—	—	—
812210	Funeral homes .....	149	796	3 216	26	12	10	4	—	—	—	—	—	—
8123	Drycleaning & laundry services .....	581	2 252	8 833	59	32	16	6	2	2	1	—	—	—
81232	Drycleaning & laundry services (exc coin-op) .....	308	873	3 552	35	15	11	6	2	1	—	—	—	—
812320	Drycleaning & laundry services (exc coin-op) .....	308	873	3 552	35	15	11	6	2	1	—	—	—	—
81233	Linen & uniform supply .....	(C)	(D)	(D)	3	1	—	—	—	1	1	—	—	—
8129	Other personal services .....	561	1 688	7 672	65	48	8	3	3	2	1	—	—	—
81293	Parking lots & garages .....	277	675	3 579	9	3	1	2	1	1	1	—	—	—
812930	Parking lots & garages .....	277	675	3 579	9	3	1	2	1	1	1	—	—	—
81299	All other personal services .....	223	796	3 152	35	28	3	1	2	1	—	—	—	—
812990	All other personal services .....	223	796	3 152	35	28	3	1	2	1	—	—	—	—
813	Religious, grantmaking, civic, prof & like organizations .....	4 375	18 677	121 301	532	313	116	53	37	10	2	1	—	—
8131	Religious organizations .....	2 282	7 299	30 475	248	124	64	30	23	6	1	—	—	—
81311	Religious organizations .....	2 282	7 299	30 475	248	124	64	30	23	6	1	—	—	—
813110	Religious organizations .....	2 282	7 299	30 475	248	124	64	30	23	6	1	—	—	—
8133	Social advocacy organizations .....	108	456	1 926	10	5	1	3	1	—	—	—	—	—
81331	Social advocacy organizations .....	108	456	1 926	10	5	1	3	1	—	—	—	—	—
8134	Civic & social organizations .....	432	770	3 315	36	14	15	4	—	2	1	—	—	—
81341	Civic & social organizations .....	432	770	3 315	36	14	15	4	—	2	1	—	—	—
813410	Civic & social organizations .....	432	770	3 315	36	14	15	4	—	2	1	—	—	—
8139	Business, labor, political, like organizations .....	1 503	9 870	84 481	225	159	36	15	12	2	—	1	—	—
81392	Professional organizations .....	142	1 692	7 228	14	9	3	—	—	2	—	—	—	—
813920	Professional organizations .....	142	1 692	7 228	14	9	3	—	—	2	—	—	—	—
81399	Oth similar organizations (exc business, prof, labor, pol) .....	1 227	7 634	74 917	177	126	26	12	12	—	—	1	—	—
813990	Oth similar organizations (exc business, prof, labor, pol) .....	1 227	7 634	74 917	177	126	26	12	12	—	—	1	—	—
<b>99</b>	<b>Unclassified establishments</b> .....	<b>63</b>	<b>205</b>	<b>844</b>	<b>41</b>	<b>37</b>	<b>3</b>	—	<b>1</b>	—	—	—	—	—
<b>WAKULLA</b>														
	<b>Total</b> .....	<b>2 705</b>	<b>14 074</b>	<b>60 420</b>	<b>371</b>	<b>232</b>	<b>82</b>	<b>31</b>	<b>21</b>	<b>2</b>	<b>2</b>	<b>1</b>	—	—
<b>11</b>	<b>Forestry, fishing, hunting, and agriculture support</b> .....	<b>71</b>	<b>204</b>	<b>706</b>	<b>7</b>	<b>4</b>	<b>1</b>	<b>1</b>	<b>1</b>	—	—	—	—	—
<b>22</b>	<b>Utilities</b> .....	<b>(B)</b>	<b>(D)</b>	<b>(D)</b>	<b>3</b>	—	<b>2</b>	—	<b>1</b>	—	—	—	—	—
<b>23</b>	<b>Construction</b> .....	<b>255</b>	<b>1 199</b>	<b>5 757</b>	<b>85</b>	<b>65</b>	<b>16</b>	<b>3</b>	<b>1</b>	—	—	—	—	—
238	Specialty Trade Contractors .....	164	723	3 549	56	43	11	2	—	—	—	—	—	—
<b>31-33</b>	<b>Manufacturing</b> .....	<b>(E)</b>	<b>(D)</b>	<b>(D)</b>	<b>9</b>	<b>6</b>	—	<b>1</b>	<b>1</b>	—	—	<b>1</b>	—	—
325	Chemical mfg .....	(E)	(D)	(D)	1	—	—	—	—	—	—	1	—	—
3259	Other chemical product & preparation mfg .....	(E)	(D)	(D)	1	—	—	—	—	—	—	1	—	—
32592	Explosives mfg .....	(E)	(D)	(D)	1	—	—	—	—	—	—	1	—	—
<b>42</b>	<b>Wholesale trade</b> .....	<b>60</b>	<b>351</b>	<b>1 582</b>	<b>13</b>	<b>8</b>	<b>2</b>	<b>3</b>	—	—	—	—	—	—

See footnotes at end of table.

**Table 6. Counties—Employees, Payroll, and Establishments by Industry: 2003—Con.**

[Excludes most government employees, railroad employees, and self-employed persons. Size class 1 to 4 includes establishments with payroll, but no employees, during mid-March pay period. (D) denotes figures withheld to avoid disclosing data for individual companies; the data are included in broader industry totals. Detailed industries with 100 or more employees are shown if industry was not a (D). For explanation of terms, abbreviations, and data reliability/comparability, see introductory text]

NAICS code	Industry	Number of employees for week including March 12	Payroll (\$1,000)		Total number of establishments	Number of establishments by employment-size class								
			First quarter	Annual		1 to 4	5 to 9	10 to 19	20 to 49	50 to 99	100 to 249	250 to 499	500 to 999	1,000 or more
<b>WAKULLA—Con.</b>														
<b>44-45</b>	<b>Retail trade</b> .....	<b>550</b>	<b>1 557</b>	<b>6 802</b>	<b>55</b>	<b>27</b>	<b>17</b>	<b>6</b>	<b>4</b>	—	<b>1</b>	—	—	—
445	Food & beverage stores .....	264	643	2 661	8	1	4	2	—	—	1	—	—	—
4451	Grocery stores .....	234	561	2 305	3	—	—	2	—	—	1	—	—	—
44511	Grocery (except convenience) stores .....	234	561	2 305	3	—	—	2	—	—	1	—	—	—
445110	Grocery (except convenience) stores .....	234	561	2 305	3	—	—	2	—	—	1	—	—	—
<b>48-49</b>	<b>Transportation &amp; warehousing</b> .....	<b>(B)</b>	<b>(D)</b>	<b>(D)</b>	<b>7</b>	<b>5</b>	<b>1</b>	<b>1</b>	—	—	—	—	—	—
<b>51</b>	<b>Information</b> .....	<b>174</b>	<b>1 165</b>	<b>4 528</b>	<b>5</b>	<b>2</b>	<b>1</b>	<b>1</b>	—	—	<b>1</b>	—	—	—
518	Internet Service Providers, Web Search Portals, and Data Processing Serv .....	(C)	(D)	(D)	1	—	—	—	—	—	1	—	—	—
5182	Data Processing, Hosting, and Related Services .....	(C)	(D)	(D)	1	—	—	—	—	—	1	—	—	—
51821	Data Processing, Hosting, and Related Services .....	(C)	(D)	(D)	1	—	—	—	—	—	1	—	—	—
<b>52</b>	<b>Finance &amp; insurance</b> .....	<b>132</b>	<b>1 025</b>	<b>4 431</b>	<b>16</b>	<b>10</b>	<b>4</b>	—	<b>1</b>	<b>1</b>	—	—	—	—
522	Credit intermediation & related activities .....	117	938	4 038	10	5	3	—	1	1	—	—	—	—
5221	Depository credit intermediation .....	108	811	3 586	6	2	2	—	1	1	—	—	—	—
52211	Commercial banking .....	(C)	(D)	(D)	5	2	1	—	1	1	—	—	—	—
<b>53</b>	<b>Real estate &amp; rental &amp; leasing</b> .....	<b>(B)</b>	<b>(D)</b>	<b>(D)</b>	<b>20</b>	<b>18</b>	<b>2</b>	—	—	—	—	—	—	—
<b>54</b>	<b>Professional, scientific &amp; technical services</b> .....	<b>169</b>	<b>923</b>	<b>3 982</b>	<b>40</b>	<b>29</b>	<b>6</b>	<b>4</b>	<b>1</b>	—	—	—	—	—
541	Professional, scientific & technical services .....	169	923	3 982	40	29	6	4	1	—	—	—	—	—
<b>56</b>	<b>Admin, support, waste mgt, remediation services</b> .....	<b>77</b>	<b>203</b>	<b>941</b>	<b>13</b>	<b>7</b>	<b>4</b>	<b>1</b>	<b>1</b>	—	—	—	—	—
<b>61</b>	<b>Educational services</b> .....	<b>(B)</b>	<b>(D)</b>	<b>(D)</b>	<b>3</b>	<b>2</b>	—	—	<b>1</b>	—	—	—	—	—
<b>62</b>	<b>Health care and social assistance</b> .....	<b>178</b>	<b>804</b>	<b>3 258</b>	<b>23</b>	<b>9</b>	<b>7</b>	<b>4</b>	<b>3</b>	—	—	—	—	—
624	Social assistance .....	(C)	(D)	(D)	9	3	1	2	3	—	—	—	—	—
<b>71</b>	<b>Arts, entertainment &amp; recreation</b> .....	<b>(B)</b>	<b>(D)</b>	<b>(D)</b>	<b>7</b>	<b>2</b>	<b>3</b>	<b>1</b>	<b>1</b>	—	—	—	—	—
<b>72</b>	<b>Accommodation &amp; food services</b> .....	<b>322</b>	<b>572</b>	<b>2 579</b>	<b>27</b>	<b>10</b>	<b>7</b>	<b>4</b>	<b>5</b>	<b>1</b>	—	—	—	—
722	Food services & drinking places .....	303	539	2 374	23	7	7	3	5	1	—	—	—	—
7222	Limited-service eating places .....	208	351	1 595	11	3	1	2	4	1	—	—	—	—
72221	Limited-service eating places .....	208	351	1 595	11	3	1	2	4	1	—	—	—	—
722211	Limited-service restaurants .....	208	351	1 595	11	3	1	2	4	1	—	—	—	—
<b>81</b>	<b>Other services (except public administration)</b> .....	<b>99</b>	<b>451</b>	<b>1 814</b>	<b>37</b>	<b>28</b>	<b>8</b>	<b>1</b>	—	—	—	—	—	—
<b>99</b>	<b>Unclassified establishments</b> .....	<b>(A)</b>	<b>(D)</b>	<b>(D)</b>	<b>1</b>	—	<b>1</b>	—	—	—	—	—	—	—
<b>WALTON</b>														
	<b>Total</b> .....	<b>10 751</b>	<b>53 171</b>	<b>240 582</b>	<b>1 175</b>	<b>762</b>	<b>210</b>	<b>95</b>	<b>70</b>	<b>25</b>	<b>9</b>	<b>3</b>	<b>1</b>	—
<b>11</b>	<b>Forestry, fishing, hunting, and agriculture support</b> .....	<b>(A)</b>	<b>(D)</b>	<b>(D)</b>	<b>5</b>	<b>5</b>	—	—	—	—	—	—	—	—
<b>21</b>	<b>Mining</b> .....	<b>21</b>	<b>125</b>	<b>586</b>	<b>3</b>	<b>2</b>	—	<b>1</b>	—	—	—	—	—	—
<b>22</b>	<b>Utilities</b> .....	<b>210</b>	<b>1 972</b>	<b>7 869</b>	<b>12</b>	<b>6</b>	<b>2</b>	<b>1</b>	<b>1</b>	<b>2</b>	—	—	—	—
221	Utilities .....	210	1 972	7 869	12	6	2	1	1	2	—	—	—	—
2211	Elec pwr generation, transmsn & distribution ...	(C)	(D)	(D)	7	4	1	—	1	1	—	—	—	—
22112	Electric pwr transmsn, control & distribution ..	(C)	(D)	(D)	7	4	1	—	1	1	—	—	—	—
<b>23</b>	<b>Construction</b> .....	<b>1 371</b>	<b>7 350</b>	<b>31 953</b>	<b>211</b>	<b>146</b>	<b>30</b>	<b>19</b>	<b>11</b>	<b>4</b>	<b>1</b>	—	—	—
236	Construction of Buildings .....	314	1 779	7 805	85	66	8	9	2	—	—	—	—	—
2361	Residential Building Construction .....	(E)	(D)	(D)	83	64	8	9	2	—	—	—	—	—
23611	Residential Building Construction .....	(E)	(D)	(D)	83	64	8	9	2	—	—	—	—	—
236115	New Single-Family Housing Construction (except Operative Builders) .....	257	1 517	6 438	58	42	7	7	2	—	—	—	—	—
237	Heavy and Civil Engineering Construction .....	139	635	2 116	16	11	1	1	3	—	—	—	—	—
238	Specialty Trade Contractors .....	918	4 936	22 032	110	69	21	9	6	4	1	—	—	—
2381	Foundation, Structure, and Building Exterior Contractors .....	258	1 262	5 320	28	15	7	3	1	2	—	—	—	—
2382	Building Equipment Contractors .....	384	2 086	9 790	38	20	10	3	3	1	1	—	—	—
23821	Electrical Contractors .....	(C)	(D)	(D)	12	7	1	2	1	—	1	—	—	—
23822	Plumbing, Heating, and Air-Conditioning Contractors .....	194	1 093	5 677	23	10	9	1	2	1	—	—	—	—
238220	Plumbing, Heating, and Air-Conditioning Contractors .....	194	1 093	5 677	23	10	9	1	2	1	—	—	—	—
2389	Other Specialty Trade Contractors .....	208	1 232	5 211	16	10	1	2	2	1	—	—	—	—
23891	Site Preparation Contractors .....	202	1 182	4 943	11	5	1	2	2	1	—	—	—	—
238910	Site Preparation Contractors .....	202	1 182	4 943	11	5	1	2	2	1	—	—	—	—
<b>31-33</b>	<b>Manufacturing</b> .....	<b>581</b>	<b>3 992</b>	<b>16 546</b>	<b>33</b>	<b>16</b>	<b>10</b>	<b>4</b>	<b>1</b>	<b>1</b>	—	<b>1</b>	—	—
311	Food mfg .....	(E)	(D)	(D)	1	—	—	—	—	—	—	1	—	—
3116	Animal slaughtering & processing .....	(E)	(D)	(D)	1	—	—	—	—	—	—	1	—	—
31161	Animal slaughtering & processing .....	(E)	(D)	(D)	1	—	—	—	—	—	—	1	—	—

See footnotes at end of table.

**Table 6. Counties—Employees, Payroll, and Establishments by Industry: 2003—Con.**

[Excludes most government employees, railroad employees, and self-employed persons. Size class 1 to 4 includes establishments with payroll, but no employees, during mid-March pay period. (D) denotes figures withheld to avoid disclosing data for individual companies; the data are included in broader industry totals. Detailed industries with 100 or more employees are shown if industry was not a (D). For explanation of terms, abbreviations, and data reliability/comparability, see introductory text]

NAICS code	Industry	Number of employees for week including March 12	Payroll (\$1,000)		Total number of establishments	Number of establishments by employment-size class								
			First quarter	Annual		1 to 4	5 to 9	10 to 19	20 to 49	50 to 99	100 to 249	250 to 499	500 to 999	1,000 or more
<b>WALTON—Con.</b>														
<b>42</b>	<b>Wholesale trade</b> .....	<b>392</b>	<b>2 686</b>	<b>12 221</b>	<b>49</b>	<b>36</b>	<b>10</b>	—	<b>1</b>	<b>1</b>	<b>1</b>	—	—	—
423	Merchant Wholesalers, Durable Goods .....	306	1 993	8 869	30	18	10	—	1	—	1	—	—	—
4234	Professional and Commercial Equipment and Supplies Merchant Wholesalers .....	(C)	(D)	(D)	3	2	—	—	—	—	1	—	—	—
42345	Medical, Dental, and Hospital Equipment and Supplies Merchant Wholesaler .....	(C)	(D)	(D)	2	1	—	—	—	—	1	—	—	—
<b>44-45</b>	<b>Retail trade</b> .....	<b>2 114</b>	<b>8 798</b>	<b>37 724</b>	<b>225</b>	<b>122</b>	<b>58</b>	<b>22</b>	<b>16</b>	<b>5</b>	<b>1</b>	<b>1</b>	—	—
442	Furniture & home furnishing stores .....	128	733	3 197	16	12	1	1	1	1	—	—	—	—
444	Bldg material & garden equip & supp dealers .....	269	1 232	5 304	21	9	2	5	4	1	—	—	—	—
4441	Building material & supplies dealers .....	216	1 074	4 622	14	7	—	2	4	1	—	—	—	—
445	Food & beverage stores .....	345	1 540	6 284	28	14	6	2	4	2	—	—	—	—
4451	Grocery stores .....	307	1 453	5 965	18	8	2	2	4	2	—	—	—	—
44511	Grocery (except convenience) stores .....	273	1 375	5 616	12	4	1	2	3	2	—	—	—	—
445110	Grocery (except convenience) stores .....	273	1 375	5 616	12	4	1	2	3	2	—	—	—	—
446	Health & personal care stores .....	126	555	2 869	16	9	4	—	3	—	—	—	—	—
4461	Health & personal care stores .....	126	555	2 869	16	9	4	—	3	—	—	—	—	—
447	Gasoline stations .....	426	1 209	4 411	37	9	19	6	1	1	1	—	—	—
4471	Gasoline stations .....	426	1 209	4 411	37	9	19	6	1	1	1	—	—	—
44711	Gasoline stations with convenience stores .....	(E)	(D)	(D)	36	9	19	6	1	—	1	—	—	—
448	Clothing & clothing accessories stores .....	183	854	3 973	32	16	14	1	1	—	—	—	—	—
4481	Clothing stores .....	154	753	3 294	27	14	11	1	1	—	—	—	—	—
452	General merchandise stores .....	(E)	(D)	(D)	6	2	2	1	—	—	—	1	—	—
4529	Other general merchandise stores .....	(E)	(D)	(D)	5	1	2	1	—	—	—	1	—	—
45291	Warehouse clubs & superstores .....	(E)	(D)	(D)	1	—	—	—	—	—	—	1	—	—
453	Miscellaneous store retailers .....	102	318	1 538	33	27	3	3	—	—	—	—	—	—
<b>48-49</b>	<b>Transportation &amp; warehousing</b> .....	<b>60</b>	<b>283</b>	<b>1 155</b>	<b>23</b>	<b>19</b>	<b>3</b>	<b>1</b>	—	—	—	—	—	—
<b>51</b>	<b>Information</b> .....	<b>113</b>	<b>845</b>	<b>3 360</b>	<b>15</b>	<b>10</b>	<b>1</b>	<b>3</b>	<b>1</b>	—	—	—	—	—
<b>52</b>	<b>Finance &amp; insurance</b> .....	<b>184</b>	<b>1 466</b>	<b>6 255</b>	<b>46</b>	<b>31</b>	<b>12</b>	<b>2</b>	<b>1</b>	—	—	—	—	—
522	Credit intermediation & related activities .....	149	1 229	5 142	27	13	11	2	1	—	—	—	—	—
5221	Depository credit intermediation .....	(C)	(D)	(D)	19	8	8	2	1	—	—	—	—	—
52211	Commercial banking .....	122	1 054	4 327	18	7	8	2	1	—	—	—	—	—
522110	Commercial banking .....	122	1 054	4 327	18	7	8	2	1	—	—	—	—	—
<b>53</b>	<b>Real estate &amp; rental &amp; leasing</b> .....	<b>717</b>	<b>4 811</b>	<b>22 631</b>	<b>108</b>	<b>86</b>	<b>5</b>	<b>8</b>	<b>6</b>	<b>1</b>	<b>2</b>	—	—	—
531	Real estate .....	651	4 615	21 361	93	77	1	6	6	1	2	—	—	—
5311	Lessors of real estate .....	187	1 039	4 701	17	14	—	2	—	—	1	—	—	—
53111	Lessors of residential buildings & dwellings .....	(C)	(D)	(D)	6	3	—	2	—	—	1	—	—	—
5312	Offices of real estate agents & brokers .....	291	2 591	11 433	45	40	1	1	1	1	1	—	—	—
53121	Offices of real estate agents & brokers .....	291	2 591	11 433	45	40	1	1	1	1	1	—	—	—
531210	Offices of real estate agents & brokers .....	291	2 591	11 433	45	40	1	1	1	1	1	—	—	—
5313	Activities related to real estate .....	173	985	5 227	31	23	—	3	5	—	—	—	—	—
53131	Real estate property managers .....	166	926	4 437	17	9	—	3	5	—	—	—	—	—
<b>54</b>	<b>Professional, scientific &amp; technical services</b> .....	<b>252</b>	<b>1 569</b>	<b>8 151</b>	<b>109</b>	<b>90</b>	<b>16</b>	<b>3</b>	—	—	—	—	—	—
541	Professional, scientific & technical services .....	252	1 569	8 151	109	90	16	3	—	—	—	—	—	—
<b>55</b>	<b>Management of companies &amp; enterprises</b> .....	<b>4</b>	<b>170</b>	<b>393</b>	<b>3</b>	<b>3</b>	—	—	—	—	—	—	—	—
<b>56</b>	<b>Admin, support, waste mgt, remediation services</b> .....	<b>836</b>	<b>3 356</b>	<b>16 987</b>	<b>48</b>	<b>28</b>	<b>7</b>	<b>5</b>	<b>6</b>	<b>1</b>	—	<b>1</b>	—	—
561	Administrative & support services .....	836	3 356	16 987	48	28	7	5	6	1	—	1	—	—
5613	Employment services .....	(E)	(D)	(D)	2	1	—	—	—	—	—	1	—	—
56133	Employee leasing services .....	(E)	(D)	(D)	1	—	—	—	—	—	—	1	—	—
5617	Services to buildings & dwellings .....	337	1 512	7 254	30	13	7	4	5	1	—	—	—	—
56173	Landscaping services .....	243	1 097	5 175	17	5	4	4	3	1	—	—	—	—
561730	Landscaping services .....	243	1 097	5 175	17	5	4	4	3	1	—	—	—	—
<b>61</b>	<b>Educational services</b> .....	<b>(B)</b>	<b>(D)</b>	<b>(D)</b>	<b>4</b>	<b>2</b>	—	<b>1</b>	<b>1</b>	—	—	—	—	—
<b>62</b>	<b>Health care and social assistance</b> .....	<b>1 030</b>	<b>5 275</b>	<b>21 637</b>	<b>57</b>	<b>26</b>	<b>18</b>	<b>3</b>	<b>5</b>	<b>2</b>	<b>3</b>	—	—	—
621	Ambulatory health care services .....	289	1 869	7 984	37	21	13	—	2	1	—	—	—	—
6214	Outpatient care centers .....	(C)	(D)	(D)	2	—	1	—	—	1	—	—	—	—
62142	Outpatient mental health, substance abuse ctrs .....	(C)	(D)	(D)	2	—	1	—	—	1	—	—	—	—
622	Hospitals .....	(C)	(D)	(D)	1	—	—	—	—	—	1	—	—	—
6221	General medical & surgical hospitals .....	(C)	(D)	(D)	1	—	—	—	—	—	1	—	—	—
62211	General medical & surgical hospitals .....	(C)	(D)	(D)	1	—	—	—	—	—	1	—	—	—
623	Nursing & residential care facilities .....	370	1 811	7 603	9	3	2	1	—	1	2	—	—	—
6231	Nursing care facilities .....	(E)	(D)	(D)	3	—	1	—	—	—	2	—	—	—
62311	Nursing care facilities .....	(E)	(D)	(D)	3	—	1	—	—	—	2	—	—	—
624	Social assistance .....	(C)	(D)	(D)	10	2	3	2	3	—	—	—	—	—
<b>71</b>	<b>Arts, entertainment &amp; recreation</b> .....	<b>107</b>	<b>480</b>	<b>2 135</b>	<b>12</b>	<b>8</b>	<b>1</b>	<b>2</b>	—	<b>1</b>	—	—	—	—
713	Amusement, gambling & recreation industries .....	105	465	2 045	9	5	1	2	—	1	—	—	—	—
7139	Other amusement & recreation industries .....	105	465	2 045	9	5	1	2	—	1	—	—	—	—

See footnotes at end of table.



**Table 6. Counties—Employees, Payroll, and Establishments by Industry: 2003—Con.**

[Excludes most government employees, railroad employees, and self-employed persons. Size class 1 to 4 includes establishments with payroll, but no employees, during mid-March pay period. (D) denotes figures withheld to avoid disclosing data for individual companies; the data are included in broader industry totals. Detailed industries with 100 or more employees are shown if industry was not a (D). For explanation of terms, abbreviations, and data reliability/comparability, see introductory text]

NAICS code	Industry	Number of employees for week including March 12	Payroll (\$1,000)		Total number of establishments	Number of establishments by employment-size class									
			First quarter	Annual		1 to 4	5 to 9	10 to 19	20 to 49	50 to 99	100 to 249	250 to 499	500 to 999	1,000 or more	
<b>WALTON—Con.</b>															
<b>72</b>	<b>Accommodation &amp; food services</b>	<b>2 127</b>	<b>7 481</b>	<b>40 235</b>	<b>108</b>	<b>50</b>	<b>19</b>	<b>15</b>	<b>17</b>	<b>6</b>	—	—	<b>1</b>	—	
721	Accommodation (F)	(F)	(D)	(D)	12	7	1	2	1	—	—	—	1	—	
7211	Traveler accommodation (F)	(F)	(D)	(D)	8	3	1	2	1	—	—	—	1	—	
72111	Hotels (exc casino hotels) & motels (F)	(F)	(D)	(D)	6	2	—	2	1	—	—	—	1	—	
722	Food services & drinking places (G)	(D)	(D)	(D)	96	43	18	13	16	6	—	—	—	—	
7221	Full-service restaurants (771)	2 287	13 218	53	20	9	10	9	5	—	—	—	—	—	
72211	Full-service restaurants (771)	2 287	13 218	53	20	9	10	9	5	—	—	—	—	—	
722110	Full-service restaurants (771)	2 287	13 218	53	20	9	10	9	5	—	—	—	—	—	
7222	Limited-service eating places (E)	(D)	(D)	(D)	33	14	8	3	7	1	—	—	—	—	
72221	Limited-service eating places (E)	(D)	(D)	(D)	33	14	8	3	7	1	—	—	—	—	
722211	Limited-service restaurants (E)	346	663	3 208	25	9	6	2	7	1	—	—	—	—	
<b>81</b>	<b>Other services (except public administration)</b>	<b>567</b>	<b>2 250</b>	<b>9 604</b>	<b>96</b>	<b>69</b>	<b>17</b>	<b>5</b>	<b>3</b>	<b>1</b>	<b>1</b>	—	—	—	
811	Repair & maintenance	192	1 000	4 321	23	17	3	2	—	—	1	—	—	—	
8113	Commercial equipment (exc auto & elec) R&M	(C)	(D)	(D)	3	1	1	—	—	—	1	—	—	—	
81131	Commercial equipment (exc auto & elec) R&M	(C)	(D)	(D)	3	1	1	—	—	—	1	—	—	—	
813	Religious, grantmaking, civic, prof & like organizations	314	1 122	4 726	54	36	12	3	2	1	—	—	—	—	
8131	Religious organizations	177	504	2 093	37	23	11	2	1	—	—	—	—	—	
81311	Religious organizations	177	504	2 093	37	23	11	2	1	—	—	—	—	—	
813110	Religious organizations	177	504	2 093	37	23	11	2	1	—	—	—	—	—	
8139	Business, labor, political, like organizations	118	503	2 382	13	10	1	—	1	1	—	—	—	—	
81399	Oth similar organizations (exc business, prof, labor, pol)	105	419	1 984	8	6	—	—	1	1	—	—	—	—	
813990	Oth similar organizations (exc business, prof, labor, pol)	105	419	1 984	8	6	—	—	1	1	—	—	—	—	
<b>99</b>	<b>Unclassified establishments</b>	<b>9</b>	<b>26</b>	<b>70</b>	<b>8</b>	<b>7</b>	<b>1</b>	—	—	—	—	—	—	—	
<b>WASHINGTON</b>															
	<b>Total</b>	<b>3 974</b>	<b>19 607</b>	<b>77 634</b>	<b>374</b>	<b>221</b>	<b>83</b>	<b>39</b>	<b>23</b>	<b>2</b>	<b>4</b>	<b>1</b>	<b>1</b>	—	
<b>11</b>	<b>Forestry, fishing, hunting, and agriculture support</b>	<b>76</b>	<b>412</b>	<b>1 489</b>	<b>13</b>	<b>6</b>	<b>4</b>	<b>3</b>	—	—	—	—	—	—	
<b>22</b>	<b>Utilities</b>	<b>(B)</b>	<b>(D)</b>	<b>(D)</b>	<b>3</b>	<b>2</b>	—	—	<b>1</b>	—	—	—	—	—	
<b>23</b>	<b>Construction</b>	<b>311</b>	<b>1 783</b>	<b>7 451</b>	<b>45</b>	<b>29</b>	<b>8</b>	<b>4</b>	<b>3</b>	<b>1</b>	—	—	—	—	
237	Heavy and Civil Engineering Construction	134	1 097	3 733	7	3	1	1	1	1	—	—	—	—	
2371	Utility System Construction (C)	(D)	(D)	(D)	3	1	—	1	—	1	—	—	—	—	
238	Specialty Trade Contractors	109	337	1 383	24	15	7	1	1	—	—	—	—	—	
<b>31-33</b>	<b>Manufacturing</b>	<b>(F)</b>	<b>(D)</b>	<b>(D)</b>	<b>8</b>	<b>4</b>	<b>1</b>	<b>1</b>	—	<b>1</b>	—	—	<b>1</b>	—	
314	Textile product mills (F)	(D)	(D)	(D)	1	—	—	—	—	—	—	—	1	—	
3141	Textile furnishings mills (F)	(D)	(D)	(D)	1	—	—	—	—	—	—	—	1	—	
31412	Curtain & linen mills (F)	(D)	(D)	(D)	1	—	—	—	—	—	—	—	1	—	
<b>42</b>	<b>Wholesale trade</b>	<b>(B)</b>	<b>(D)</b>	<b>(D)</b>	<b>11</b>	<b>7</b>	<b>4</b>	—	—	—	—	—	—	—	
<b>44-45</b>	<b>Retail trade</b>	<b>753</b>	<b>2 967</b>	<b>12 279</b>	<b>79</b>	<b>41</b>	<b>26</b>	<b>9</b>	<b>2</b>	—	—	<b>1</b>	—	—	
452	General merchandise stores (E)	(D)	(D)	(D)	5	2	1	1	—	—	—	1	—	—	
4529	Other general merchandise stores (E)	(D)	(D)	(D)	5	2	1	1	—	—	—	1	—	—	
45291	Warehouse clubs & superstores (E)	(D)	(D)	(D)	1	—	—	—	—	—	—	1	—	—	
<b>48-49</b>	<b>Transportation &amp; warehousing</b>	<b>117</b>	<b>973</b>	<b>3 330</b>	<b>12</b>	<b>8</b>	<b>1</b>	<b>1</b>	<b>2</b>	—	—	—	—	—	
<b>51</b>	<b>Information</b>	<b>(B)</b>	<b>(D)</b>	<b>(D)</b>	<b>5</b>	<b>2</b>	<b>2</b>	<b>1</b>	—	—	—	—	—	—	
<b>52</b>	<b>Finance &amp; insurance</b>	<b>94</b>	<b>552</b>	<b>2 220</b>	<b>18</b>	<b>11</b>	<b>4</b>	<b>3</b>	—	—	—	—	—	—	
<b>53</b>	<b>Real estate &amp; rental &amp; leasing</b>	<b>50</b>	<b>134</b>	<b>583</b>	<b>16</b>	<b>13</b>	<b>2</b>	<b>1</b>	—	—	—	—	—	—	
<b>54</b>	<b>Professional, scientific &amp; technical services</b>	<b>124</b>	<b>825</b>	<b>3 423</b>	<b>30</b>	<b>22</b>	<b>5</b>	<b>2</b>	<b>1</b>	—	—	—	—	—	
541	Professional, scientific & technical services	124	825	3 423	30	22	5	2	1	—	—	—	—	—	
<b>56</b>	<b>Admin, support, waste mgt, remediation services</b>	<b>80</b>	<b>245</b>	<b>1 224</b>	<b>9</b>	<b>6</b>	—	<b>1</b>	<b>2</b>	—	—	—	—	—	
<b>61</b>	<b>Educational services</b>	<b>(A)</b>	<b>(D)</b>	<b>(D)</b>	<b>2</b>	—	<b>1</b>	<b>1</b>	—	—	—	—	—	—	
<b>62</b>	<b>Health care and social assistance</b>	<b>803</b>	<b>4 015</b>	<b>16 903</b>	<b>39</b>	<b>18</b>	<b>8</b>	<b>7</b>	<b>3</b>	—	<b>3</b>	—	—	—	
621	Ambulatory health care services	134	764	3 407	20	10	6	3	1	—	—	—	—	—	
622	Hospitals (C)	(D)	(D)	(D)	1	—	—	—	—	—	1	—	—	—	
6221	General medical & surgical hospitals (C)	(D)	(D)	(D)	1	—	—	—	—	—	1	—	—	—	
62211	General medical & surgical hospitals (C)	(D)	(D)	(D)	1	—	—	—	—	—	1	—	—	—	
623	Nursing & residential care facilities	213	1 214	5 901	6	3	1	—	1	—	1	—	—	—	
6231	Nursing care facilities (C)	(D)	(D)	(D)	2	1	—	—	—	—	1	—	—	—	
62311	Nursing care facilities (C)	(D)	(D)	(D)	2	1	—	—	—	—	1	—	—	—	
624	Social assistance (E)	(D)	(D)	(D)	12	5	1	4	1	—	1	—	—	—	
6243	Vocational rehabilitation services (C)	(D)	(D)	(D)	1	—	—	—	—	—	1	—	—	—	
62431	Vocational rehabilitation services (C)	(D)	(D)	(D)	1	—	—	—	—	—	1	—	—	—	

See footnotes at end of table.

**Table 6. Counties—Employees, Payroll, and Establishments by Industry: 2003—Con.**

[Excludes most government employees, railroad employees, and self-employed persons. Size class 1 to 4 includes establishments with payroll, but no employees, during mid-March pay period. (D) denotes figures withheld to avoid disclosing data for individual companies; the data are included in broader industry totals. Detailed industries with 100 or more employees are shown if industry was not a (D). For explanation of terms, abbreviations, and data reliability/comparability, see introductory text]

NAICS code	Industry	Number of employees for week including March 12	Payroll (\$1,000)		Total number of establishments	Number of establishments by employment-size class								
			First quarter	Annual		1 to 4	5 to 9	10 to 19	20 to 49	50 to 99	100 to 249	250 to 499	500 to 999	1,000 or more
<b>WASHINGTON—Con.</b>														
<b>71</b>	<b>Arts, entertainment &amp; recreation</b> .....	<b>(C)</b>	<b>(D)</b>	<b>(D)</b>	<b>3</b>	<b>1</b>	—	—	<b>1</b>	—	<b>1</b>	—	—	—
711	Performing arts, spectator sports & related industries .....	(C)	(D)	(D)	1	—	—	—	—	—	<b>1</b>	—	—	—
7112	Spectator sports .....	(C)	(D)	(D)	1	—	—	—	—	—	<b>1</b>	—	—	—
71121	Spectator sports .....	(C)	(D)	(D)	1	—	—	—	—	—	<b>1</b>	—	—	—
<b>72</b>	<b>Accommodation &amp; food services</b> .....	<b>355</b>	<b>683</b>	<b>2 761</b>	<b>37</b>	<b>17</b>	<b>9</b>	<b>3</b>	<b>8</b>	—	—	—	—	—
722	Food services & drinking places .....	344	657	2 667	34	15	8	3	8	—	—	—	—	—
7221	Full-service restaurants .....	(C)	(D)	(D)	20	10	7	—	3	—	—	—	—	—
72211	Full-service restaurants .....	(C)	(D)	(D)	20	10	7	—	3	—	—	—	—	—
7222	Limited-service eating places .....	205	422	1 845	11	2	1	3	5	—	—	—	—	—
72221	Limited-service eating places .....	205	422	1 845	11	2	1	3	5	—	—	—	—	—
<b>81</b>	<b>Other services (except public administration)</b> .....	<b>142</b>	<b>507</b>	<b>2 110</b>	<b>43</b>	<b>33</b>	<b>8</b>	<b>2</b>	—	—	—	—	—	—
<b>99</b>	<b>Unclassified establishments</b> .....	<b>(A)</b>	<b>(D)</b>	<b>(D)</b>	<b>1</b>	<b>1</b>	—	—	—	—	—	—	—	—
<b>STATEWIDE</b>														
	<b>Total</b> .....	<b>465 621</b>	<b>2 744 224</b>	<b>11 710 562</b>	<b>177</b>	<b>47</b>	<b>12</b>	<b>12</b>	<b>14</b>	<b>7</b>	<b>6</b>	<b>3</b>	<b>6</b>	<b>70</b>
<b>21</b>	<b>Mining</b> .....	<b>73</b>	<b>3 908</b>	<b>7 888</b>	<b>14</b>	<b>11</b>	<b>1</b>	<b>1</b>	<b>1</b>	—	—	—	—	—
<b>23</b>	<b>Construction</b> .....	<b>347</b>	<b>3 952</b>	<b>13 392</b>	<b>6</b>	<b>1</b>	—	<b>1</b>	<b>1</b>	<b>2</b>	<b>1</b>	—	—	—
236	Construction of Buildings .....	(C)	(D)	(D)	2	—	—	—	—	<b>1</b>	<b>1</b>	—	—	—
2362	Nonresidential Building Construction .....	(C)	(D)	(D)	2	—	—	—	—	<b>1</b>	<b>1</b>	—	—	—
23621	Industrial Building Construction .....	(C)	(D)	(D)	1	—	—	—	—	<b>1</b>	<b>1</b>	—	—	—
238	Specialty Trade Contractors .....	(C)	(D)	(D)	3	—	—	<b>1</b>	<b>1</b>	<b>1</b>	—	—	—	—
<b>42</b>	<b>Wholesale trade</b> .....	<b>(F)</b>	<b>(D)</b>	<b>(D)</b>	<b>4</b>	<b>1</b>	—	<b>1</b>	<b>1</b>	—	—	—	<b>1</b>	—
424	Merchant Wholesalers, Nondurable Goods .....	(F)	(D)	(D)	3	1	—	<b>1</b>	—	—	—	—	<b>1</b>	—
4242	Drugs and Druggists' Sundries Merchant Wholesalers .....	(F)	(D)	(D)	1	—	—	—	—	—	—	—	<b>1</b>	—
42421	Drugs and Druggists' Sundries Merchant Wholesalers .....	(F)	(D)	(D)	1	—	—	—	—	—	—	—	<b>1</b>	—
<b>51</b>	<b>Information</b> .....	<b>(B)</b>	<b>(D)</b>	<b>(D)</b>	<b>2</b>	—	—	—	<b>2</b>	—	—	—	—	—
<b>52</b>	<b>Finance &amp; insurance</b> .....	<b>421</b>	<b>6 769</b>	<b>27 720</b>	<b>37</b>	<b>24</b>	<b>4</b>	<b>3</b>	<b>4</b>	<b>2</b>	—	—	—	—
522	Credit intermediation & related activities .....	331	4 413	19 191	28	17	4	3	2	2	—	—	—	—
5221	Depository credit intermediation .....	(C)	(D)	(D)	10	7	1	—	—	<b>2</b>	—	—	—	—
52211	Commercial banking .....	174	1 553	4 543	9	7	—	—	—	<b>2</b>	—	—	—	—
522110	Commercial banking .....	174	1 553	4 543	9	7	—	—	—	<b>2</b>	—	—	—	—
<b>54</b>	<b>Professional, scientific &amp; technical services</b> .....	<b>669</b>	<b>6 694</b>	<b>25 965</b>	<b>9</b>	<b>2</b>	<b>3</b>	<b>2</b>	<b>1</b>	—	—	—	<b>1</b>	—
541	Professional, scientific & technical services .....	669	6 694	25 965	9	2	3	2	1	—	—	—	<b>1</b>	—
5412	Accounting, tax prep, bookkeep, payroll services .....	(F)	(D)	(D)	3	1	—	<b>1</b>	—	—	—	—	<b>1</b>	—
54121	Accounting, tax prep, bookkeep, payroll services .....	(F)	(D)	(D)	3	1	—	<b>1</b>	—	—	—	—	<b>1</b>	—
<b>55</b>	<b>Management of companies &amp; enterprises</b> .....	<b>(A)</b>	<b>(D)</b>	<b>(D)</b>	<b>3</b>	<b>3</b>	—	—	—	—	—	—	—	—
<b>56</b>	<b>Admin, support, waste mgt, remediation services</b> .....	<b>463 296</b>	<b>2 704 505</b>	<b>11 554 035</b>	<b>98</b>	<b>5</b>	<b>3</b>	<b>3</b>	<b>3</b>	<b>2</b>	<b>5</b>	<b>3</b>	<b>4</b>	<b>70</b>
561	Administrative & support services .....	463 296	2 704 505	11 554 035	98	5	3	3	3	2	5	3	4	70
5613	Employment services .....	460 023	2 677 683	11 439 098	87	3	1	3	2	1	3	2	3	69
56132	Temporary help services .....	(K)	(D)	(D)	8	—	—	<b>1</b>	—	—	—	<b>1</b>	—	6
56133	Employee leasing services .....	431 690	2 520 712	10 794 893	78	2	1	2	2	1	3	1	3	63
561330	Employee leasing services .....	431 690	2 520 712	10 794 893	78	2	1	2	2	1	3	1	3	63
5614	Business support services .....	(C)	(D)	(D)	1	—	—	—	—	—	<b>1</b>	—	—	—
56143	Business service centers .....	(C)	(D)	(D)	1	—	—	—	—	—	<b>1</b>	—	—	—
5617	Services to buildings & dwellings .....	(H)	(D)	(D)	3	—	—	—	—	—	<b>1</b>	—	<b>1</b>	<b>1</b>
56172	Janitorial services .....	(F)	(D)	(D)	1	—	—	—	—	—	—	—	<b>1</b>	—
56173	Landscaping services .....	(G)	(D)	(D)	2	—	—	—	—	—	<b>1</b>	—	—	<b>1</b>
5619	Other support services .....	(E)	(D)	(D)	1	—	—	—	—	—	—	<b>1</b>	—	—
56199	All other support services .....	(E)	(D)	(D)	1	—	—	—	—	—	—	<b>1</b>	—	—
<b>61</b>	<b>Educational services</b> .....	<b>(B)</b>	<b>(D)</b>	<b>(D)</b>	<b>1</b>	—	—	—	—	<b>1</b>	—	—	—	—
<b>62</b>	<b>Health care and social assistance</b> .....	<b>(B)</b>	<b>(D)</b>	<b>(D)</b>	<b>3</b>	—	<b>1</b>	<b>1</b>	<b>1</b>	—	—	—	—	—

Note: Employment-size classes are indicated as follows: A—0 to 19; B—20 to 99; C—100 to 249; E—250 to 499; F—500 to 999; G—1,000 to 2,499; H—2,500 to 4,999; I—5,000 to 9,999; J—10,000 to 24,999; K—25,000 to 49,999; L—50,000 to 99,999; M—100,000 or more.

## **Description of Publications Issued in Previous Years**

### **1974 through 2002**

Data are provided for mid-March employment, first-quarter and annual payrolls, and establishments, by industry, for each county in the state and, in a separate report, for the United States. Data are included for every industry having a significant number of employees or establishments. Refer to General Explanation for a description of the types of employment covered.

### **1964 through 1973**

Data are provided for first-quarter reporting units, employment, and taxable payrolls for each county and metropolitan area in the state and, in a separate report, for the United States. Data are included for every industry having a significant number of employees or reporting units.

### **1959 and 1962**

Data are provided for first-quarter reporting units, employment, and taxable payrolls for each county in the state and, in a separate report, for the United States. Data are included for every industry having a significant number of employees or reporting units. Data are combined for some counties in eight states.

### **1956**

Data are provided for first-quarter reporting units, employment, and taxable payrolls for each county in the state and, in a separate report, for the United States. Data are included for SIC economic divisions, major groups, and selected three-digit SICs. Data are combined for some counties in eight states.

### **1949 and 1950**

Data are provided for first-quarter manufacturing establishments, employment, and taxable payrolls for each large county in the state and, in a separate report, for the United States. Data are included for manufacturing major industry groups and selected three-digit SICs. Manufacturing totals are included for small counties. Data are combined for some counties in eight states.

### **1947, 1948, 1951, and 1953**

Data are provided for first-quarter reporting units, employment, and taxable payrolls for each large county in the state and, in a separate report, for the United States. Data are included for SIC economic divisions, major groups, and selected three-digit SICs. Economic division totals are included for small counties. Data are combined for some counties in eight states.

### **1946**

Data are provided for first-quarter reporting units, employment, and taxable payrolls for each large county in the state and, in a separate report, for the United States. Data are included for SIC economic divisions and major groups. Economic division totals are included for small counties. Data are combined for some counties in eight states.

### **Availability**

The most recent edition of County Business Patterns can be examined on the Internet at <[www.census.gov](http://www.census.gov)>. Editions prior to 1993 are available in depository libraries for federal publications, which are conveniently located in all areas of the country.

For information on the coverage of individual series, write to Chief, Economic Planning and Coordination Division, U.S. Census Bureau, Washington, DC 20233.