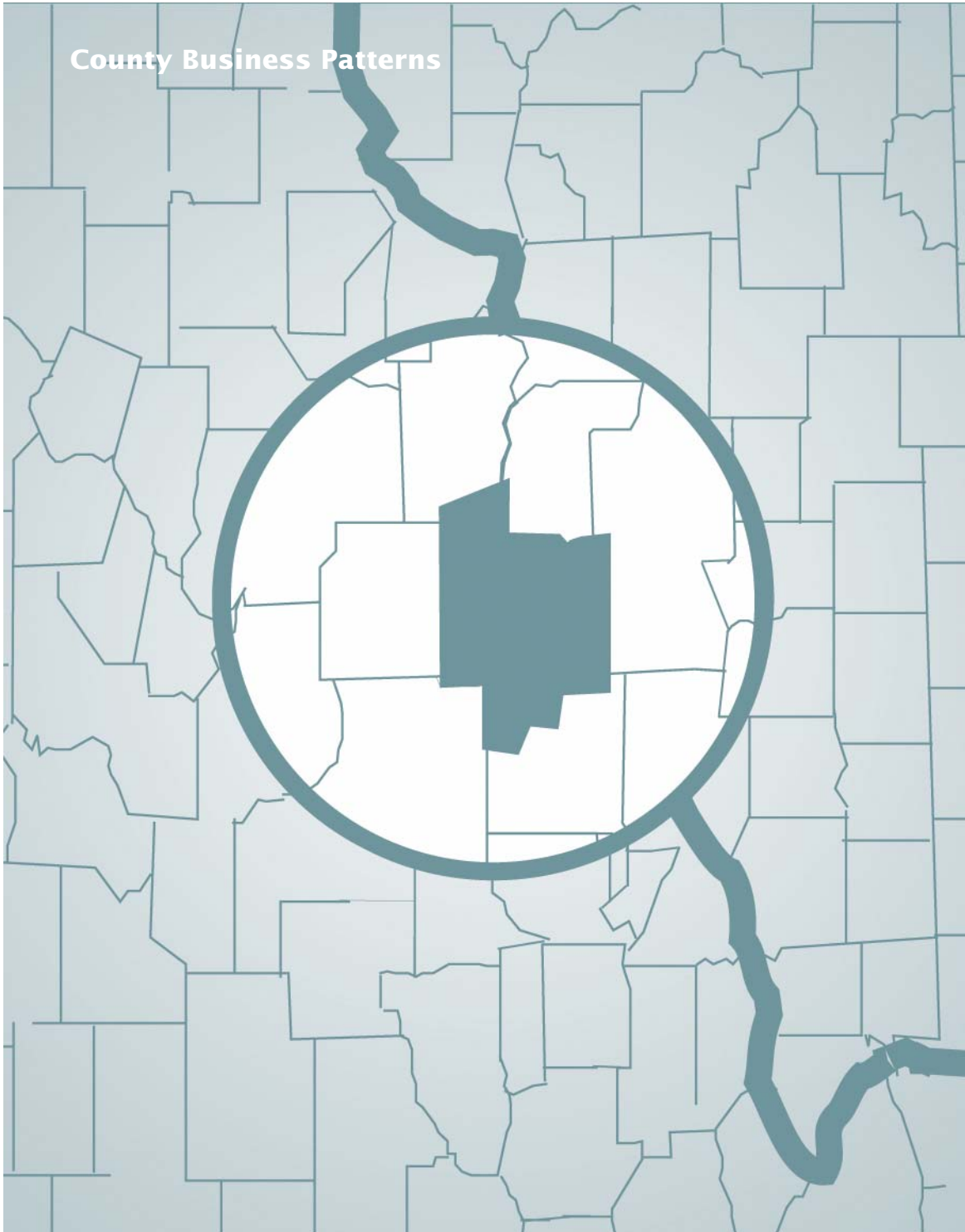


# Montana: 2002

Issued November 2004

CBP/02-28



U S C E N S U S B U R E A U

*Helping You Make Informed Decisions*

U.S. Department of Commerce  
Economics and Statistics Administration  
U.S. CENSUS BUREAU



## ACKNOWLEDGMENTS

This report was prepared under the general direction of **Franklin Winters**, Assistant Division Chief for Research and Methodology, Economic Planning and Coordination Division. **Paul Hanczaryk**, Chief, Register Analysis Branch, supervised the preparation of this report and was assisted by **Phil Thompson** and **Alan Pines**. **Stefan Belliveau**, **Gerald Feuer**, **Joel Fowler**, **Mary Green**, **Mary Hogan**, **Lavelle Lee**, **Tracy Palmer**, and **Jon Youngman** contributed in resolving establishment processing problems and in data analysis. **David Chapman** contributed to the editing system and provided other methodological improvements.

Additional data analysis was provided by the staffs of **Bernard J. Fitzpatrick**, Assistant Division Chief for Collection Activities, Economic Planning and Coordination Division, assisted by **David Eade**; and **Carlene Bottorff**, Assistant Division Chief, Teleprocessing, National Processing Center, assisted by **Marsha Sowders** and **Anita Coomes**. Statistical methodology and quality assurance operations were

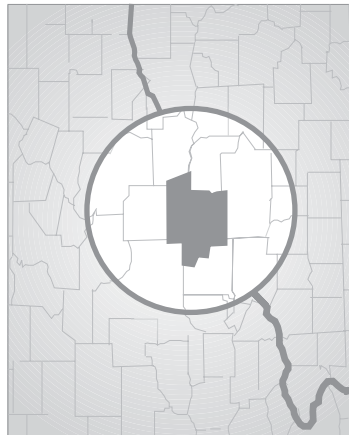
performed by **Michael Kornbau**, **Thomas Cevis**, and **Michelle Vile**.

**Steven McCraith**, Chief, Census Related Surveys Branch, Economic Statistical Methods and Programming Division, assisted by **Dan Vacca**, supervised computer support operations. **Ed Carr**, **Jerry Richards**, and **Bob Penrod** provided additional support for computer operations.

**Bernadette J. Beasley** and **Heather M. Lilley** of the Administrative and Customer Services Division, **Walter C. Odom**, Chief, provided publications and printing management, graphics design and composition, and editorial review for print and electronic media. General direction and production management were provided by **James R. Clark**, Assistant Division Chief, and **Susan L. Rappa**, Chief, Publications Services Branch.

Special acknowledgment is also due the many businesses whose cooperation has contributed to the publication of these data.

## County Business Patterns



**U.S. Department of Commerce**

**Donald L. Evans,**

Secretary

**Theodore W. Kassinger,**

Deputy Secretary

**Economics  
and Statistics  
Administration**

**Kathleen B. Cooper,**

Under Secretary for  
Economic Affairs

**U.S. CENSUS BUREAU**

**Charles Louis Kincannon,**

Director

---

SUGGESTED CITATION

U.S. Census Bureau,  
County Business Patterns 2002

**MONTANA**

Washington, DC,  
2004



**Economics  
and Statistics  
Administration**

**Kathleen B. Cooper,**  
Under Secretary  
for Economic Affairs



**U.S. CENSUS BUREAU**

**Charles Louis Kincannon,**  
Director

**Hermann Habermann,**  
Deputy Director and  
Chief Operating Officer

**Vacant,**  
Principal Associate  
Director for Programs

**Frederick T. Knickerbocker,**  
Associate Director  
for Economic Programs

**Thomas L. Mesenbourg,**  
Assistant Director  
for Economic Programs

**Shirin A. Ahmed,**  
Chief, Economic  
Planning and Coordination Division

## CONTENTS

---

### General Explanation

Introduction .....	V
Industry Classifications .....	V
Data Products .....	V
Sources of Data .....	VI
Definitions of Basic Data Items .....	VI
Industry and Geography Classifications .....	VII
Comparability With Other Data .....	VII
Data Withheld From Publication .....	VII
Reliability of Data .....	VIII
Abbreviations and Symbols .....	VIII

State Map .....	IX
-----------------	----

### Tables

1. The State—Establishments, Employees, and Payroll by Major Group: 2002 and 2001 .....	1
2. The State—Employees, Payroll, and Establishments by Industry: 2002 .....	3
3. The State—Employees and Annual Payroll by Employment-Size Class: 2002 .....	27
4. The State—Establishments With 1,000 Employees or More by Major Group and Employment-Size Class: 2002 .....	32
5. The State—Employees, Payroll, and Establishments by County: 2002 and 2001 .....	33
6. Counties—Employees, Payroll, and Establishments by Industry: 2002 .....	34

Description of Pubs Issued in Previous Years—Inside Back Cover

# General Explanation

---

## INTRODUCTION

County Business Patterns is an annual series that provides subnational economic data by industry. The series is useful for studying the economic activity of small areas; analyzing economic changes over time; and as a benchmark for statistical series, surveys, and databases between economic censuses. Businesses use the data for analyzing market potential, measuring the effectiveness of sales and advertising programs, setting sales quotas, and developing budgets. Government agencies use the data for administration and planning.

County Business Patterns covers most of the country's economic activity. The series excludes data on self-employed individuals, employees of private households, railroad employees, agricultural production employees, and most government employees.

This series has been published annually since 1964 and at irregular intervals dating back to 1946. The comparability of data over time may be affected by definitional changes in establishments, activity status, and industrial classifications. For more details on these changes, see the section "Comparability With Other Data."

## INDUSTRY CLASSIFICATIONS

Data from the County Business Patterns series are published primarily on the basis of the North American Industry Classification System (NAICS). Earlier County Business Patterns data were published according to the Standard Industrial Classification (SIC) system. While many of the individual NAICS industries correspond directly to industries as defined under the SIC system, most of the aggregate NAICS groupings do not.

Particular care should be taken in comparing data for retail trade, wholesale trade, and manufacturing, which are sector titles used in both NAICS and SIC, but cover somewhat different groups of industries. For more information on NAICS and changes from the SIC system, go to [www.census.gov/epcd/www/naics.html](http://www.census.gov/epcd/www/naics.html)

The 2002 County Business Patterns series includes the following NAICS sectors:

<i>Sector</i>	<i>Description</i>
11	Forestry, Fishing, Hunting, and Agriculture Support
21	Mining
22	Utilities

<i>Sector</i>	<i>Description</i>
23	Construction
31-33	Manufacturing
42	Wholesale Trade
44-45	Retail Trade
48-49	Transportation and Warehousing
51	Information
52	Finance and Insurance
53	Real Estate and Rental and Leasing
54	Professional, Scientific, and Technical Services
55	Management of Companies and Enterprises
56	Administrative and Support and Waste Management and Remediation Services
61	Educational Services
62	Health Care and Social Assistance
71	Arts, Entertainment, and Recreation
72	Accommodation and Food Services
81	Other Services (except Public Administration)
95	Auxiliaries (except corporate, subsidiary, and regional management)
99	Unclassified

County Business Patterns data are tabulated by industry as defined in the manual entitled *North American Industry Classification System: United States, 1997* with some exceptions. Data for auxiliary establishments (except corporate, subsidiary, and regional managing offices) will be tabulated in a separate category (Sector 95).

The 2002 County Business Patterns covers all NAICS industries except crop and animal production (NAICS 111,112), rail transportation (NAICS 482), National Postal Service (NAICS 491), pension, health, welfare, and vacation funds (NAICS 525110, 525120, 525190), trusts, estates, and agency accounts (NAICS 525920), private households (NAICS 814), and public administration (NAICS 92).

## DATA PRODUCTS

### Reports

The County Business Patterns data series includes a separate printed report for each state, the District of Columbia, Puerto Rico, and the United States. Individual state reports present payroll and employment data for the state and counties by industry. The reports also include the number of establishments by industry and employment size class.

---

The United States report presents similar data for the country as a whole. In addition, the U.S. report provides employment and payroll data by employment size class for major industry groups.

Data for industries with fewer than 100 employees, as well as data for detailed industries withheld to avoid disclosing data for individual companies, are not shown in the printed reports. However, these data are available on CD-ROM and other computer products.

### **Electronic Data Formats**

County Business Patterns series data are available on CD-ROM, computer tapes and diskettes. The CD-ROM also includes software for creating County Business Patterns data files compatible with popular database and spreadsheet software. In addition, ZIP Code Business Patterns data are available on CD-ROM and are available shortly after the release of County Business Patterns, and include the number of establishments by NAICS industry.

Publications also are available in Portable Document Format (PDF) at [www.census.gov/prod/www/abs/cbptotal.html](http://www.census.gov/prod/www/abs/cbptotal.html). In order to view these files, you will need the Adobe(R) Acrobat(R) Reader, which is available for free from the Adobe web site at [www.adobe.com](http://www.adobe.com). Alternatively, the Census Bureau will print the publication, give it a glue binding, and ship it to you for a fee.

For information and options to order County Business Patterns data products, contact:

Customer Services Center  
Marketing Services Office  
U.S. Census Bureau  
Washington, DC 20233

Telephone: 301-763-INFO (4636)  
Internet address: [www.census.gov/](http://www.census.gov/)

### **Special Tabulations**

Special tabulations of County Business Patterns are available on a cost-reimbursable basis. For more information, contact:

U.S. Census Bureau  
Economic Planning and Coordination Division  
Register Analysis Branch  
Washington, DC 20233

Telephone: 301-763-INFO(4636)  
Fax: 301-457-4433  
E-mail: [cbp@census.gov](mailto:cbp@census.gov)

### **SOURCES OF DATA**

County Business Patterns basic data items are extracted from the Standard Statistical Establishment List, a file of all known single and multiestablishment employer companies maintained and updated by the U.S. Census Bureau. The annual Company Organization Survey provides individual

establishment data for multiestablishment companies. Data for single-establishment companies are obtained from various Census Bureau programs, such as the Annual Survey of Manufactures and Current Business Surveys, as well as from administrative records of the Internal Revenue Service, the Social Security Administration, and the Bureau of Labor Statistics.

### **DEFINITIONS OF BASIC DATA ITEMS**

#### **Establishments**

An establishment is a single physical location at which business is conducted or services or industrial operations are performed. It is not necessarily identical with a company or enterprise, which may consist of one or more establishments. When two or more activities are carried on at a single location under a single ownership, all activities generally are grouped together as a single establishment. The entire establishment is classified on the basis of its major activity and all data are included in that classification.

Establishment-size designations are determined by paid employment in the mid-March pay period. The size group "1 to 4" includes establishments that did not report any paid employees in the mid-March pay period but paid wages to at least one employee at some time during the year.

Establishment counts represent the number of locations with paid employees any time during the year. This series excludes governmental establishments except for wholesale liquor establishments (NAICS 4228), retail liquor stores (NAICS 44531), Federally-chartered savings institutions (NAICS 522120), Federally-chartered credit unions (NAICS 522130), and hospitals (NAICS 622).

#### **Payroll**

Total payroll includes all forms of compensation, such as salaries, wages, reported tips, commissions, bonuses, vacation allowances, sick-leave pay, employee contributions to qualified pension plans, and the value of taxable fringe benefits. For corporations, it includes amounts paid to officers and executives; for unincorporated businesses, it does not include profit or other compensation of proprietors or partners. Payroll is reported before deductions for Social Security, income tax, insurance, union dues, etc. First-quarter payroll consists of payroll during the January-to-March quarter.

#### **Mid-March Employment**

Paid employment consists of full- and part-time employees, including salaried officers and executives of corporations, who are on the payroll in the pay period including March 12. Included are employees on paid sick leave, holidays, and vacations; not included are proprietors and partners of unincorporated businesses.

---

## **INDUSTRY AND GEOGRAPHY CLASSIFICATIONS**

The quinquennial economic censuses are the primary source for industry and geography classifications. The annual Company Organization Survey, Annual Survey of Manufactures, Current Business Surveys, and other Census Bureau programs provide regular updates.

### **Industry Classification**

Additional sources for assigning industry classifications are the Social Security Administration, the Internal Revenue Service, and the Bureau of Labor Statistics. These sources provide industry classification information for new businesses and businesses not canvassed in the Census Bureau programs. Establishments without sufficient industry information are tabulated in the “unclassified establishments” group.

Industry classifications are explained in an appendix in the U.S. Summary. The industry titles used throughout this series are the short NAICS titles; complete descriptions are contained in the manual entitled *North American Industry Classification System: United States, 1997*.

### **Geography Classification**

Most geography codes are derived from the physical location address reported in Census Bureau programs. The Internal Revenue Service provides supplemental address information. Those employers without a fixed location within a state (or of unknown county location) are included under a “statewide” classification at the end of the county tables. This incomplete detail causes only slight understatement of county employment. The independent cities in Virginia, and the cities of Baltimore, MD; Carson City, NV; and St. Louis, MO, are treated as separate counties.

### **Employee Leasing Services**

Historically, the permanent on-site work force at a business location were paid employees of that establishment. This traditional practice of firms directly hiring employees is still the dominant employer/employee relationship in the United States. However, over the past decade a new work force arrangement has emerged.

Under this new arrangement, a company commonly known as an employee leasing company or professional employer organization (PEO) operates in a co-employment relationship with client businesses. Employee leasing establishments typically acquire and lease back some or all of the employees of their clients, and serve as the employer of record of the leased employees for payroll, benefits, and related purposes.

The 2002 CBP shows over 1.18 million employees in employee leasing services (NAICS 561330), down from almost 1.34 million employees published in the 2001 CBP.

Clearly, the employees are not classified in the predominant industry of the client businesses. Also, leasing companies may pay these employees out of a single payroll office. This may result in the leasing company’s employment and payroll data being reported in the county where the payroll office is located, thus distorting the data for that county. In some cases, many thousands of employees may be paid from a single payroll office. Therefore, for geography purposes, we may publish employee-leasing establishments in the “statewide” category in states where such payroll offices are located, as these establishments service multiple counties.

## **COMPARABILITY WITH OTHER DATA**

### **Earlier County Business Patterns**

The comparability of data with previous County Business Patterns series may be affected by the following definitional changes:

- The change from a “reporting unit” concept to establishment based data in 1974
- The change in definition of “active” establishments in 1983
- The change in industrial classification definitions, the most recent occurring in 1998

A description of previous County Business Patterns publications is provided on the inside back cover.

### **2002 Economic Census**

Definitional and coverage differences may affect the direct comparison of 2002 Economic Census and County Business Patterns data. Definitions of an establishment, employment, and payroll are detailed in the introductory text of each publication.

The 2002 Economic Census generally uses respondent-reported data. The County Business Patterns uses administrative record data for small establishments. Although efforts are made to resolve significant differences in the data, differences are known to exist.

Some large companies report different activities at the same location as separate profit centers. The County Business Patterns program treats each profit center as a separate establishment. The 2002 Economic Census may combine the profit centers into one establishment. This results in establishment count differences.

### **DATA WITHHELD FROM PUBLICATION**

In accordance with U.S. Code, Title 13, Section 9, no data are published that would disclose the operations of an individual employer. However, the number of establishments in an industry classification and the distribution of these establishments by employment-size class are not considered to be disclosures, and so this information may be released even though other information is withheld from publications.



---

## RELIABILITY OF DATA

All data are tabulated from universe files and are not subject to sampling errors. However, the data are subject to nonsampling errors. Nonsampling errors can be attributed to many sources: inability to identify all cases in the universe; definition and classification difficulties; differences in interpretation of questions; errors in recording or coding the data obtained; and estimation of employers who reported too late to be included in the tabulations and for records with missing or misreported data.

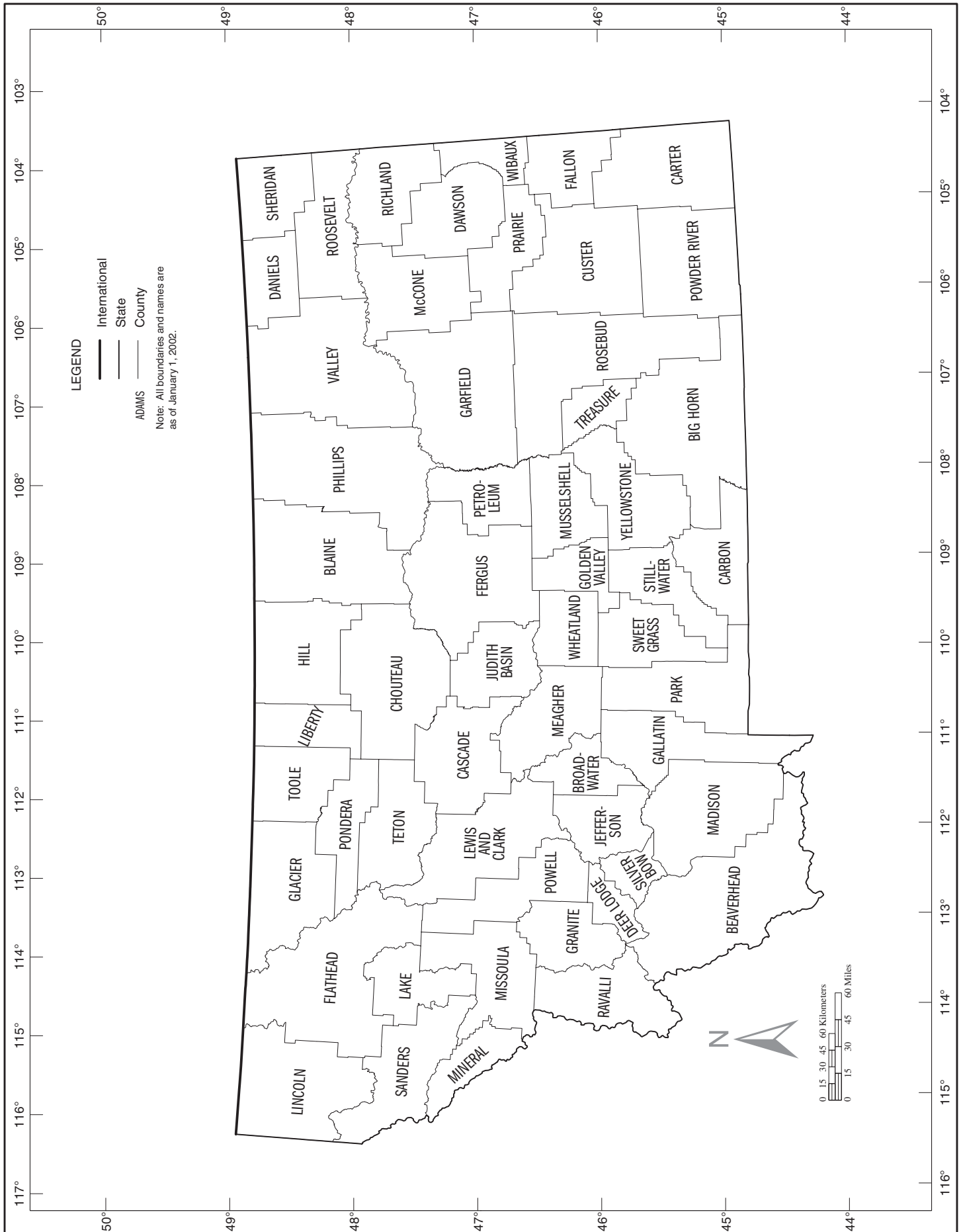
The accuracy of the data is determined by the joint effects of the various nonsampling errors. No direct measurement of these effects has been obtained; however, precautionary steps were taken in all phases of collection, processing, and tabulation to minimize the effects of nonsampling errors.

## ABBREVIATIONS AND SYMBOLS

The following abbreviations and symbols are used in this publication:

–	Represents zero.
A-C, E-M	Entered in place of employment data, represents an employment-size class as defined in the footnote of the tables.
(D)	Withheld to avoid disclosing data for individual companies; data are included in broader industry totals.
n.e.c.	Not elsewhere classified.
NAICS	North American Industry Classification System.

# County Business Patterns--Montana



**Table 1. The State—Establishments, Employees, and Payroll by Major Group: 2002 and 2001**

[Excludes most government employees, railroad employees, and self-employed persons. (D) denotes figures withheld to avoid disclosing data for individual companies; the data are included in broader industry totals. For explanation of terms, abbreviations, and data reliability/comparability, see introductory text]

NAICS code	Major group	2002				2001			
		Number of establishments	Number of employees for week including March 12	Payroll (\$1,000)		Number of establishments	Number of employees for week including March 12	Payroll (\$1,000)	
				First quarter	Annual			First quarter	Annual
	<b>Total .....</b>	<b>32 972</b>	<b>300 636</b>	<b>1 715 144</b>	<b>7 429 132</b>	<b>32 294</b>	<b>301 460</b>	<b>1 681 916</b>	<b>7 226 881</b>
<b>11</b>	<b>Forestry, fishing, hunting, and agriculture support .....</b>	<b>409</b>	<b>1 702</b>	<b>11 960</b>	<b>49 145</b>	<b>390</b>	<b>1 616</b>	<b>10 864</b>	<b>46 712</b>
113	Forestry and logging .....	271	(G)	(D)	(D)	274	(G)	(D)	(D)
114	Fishing, hunting & trapping .....	25	(C)	(D)	(D)	14	(C)	(D)	(D)
115	Agriculture & forestry support activities .....	113	(E)	(D)	(D)	102	(C)	(D)	(D)
<b>21</b>	<b>Mining .....</b>	<b>274</b>	<b>4 701</b>	<b>57 432</b>	<b>229 267</b>	<b>268</b>	<b>4 486</b>	<b>61 499</b>	<b>235 770</b>
211	Oil & gas extraction .....	75	353	4 925	17 926	69	320	5 306	21 364
212	Mining (except oil & gas) .....	59	2 989	41 655	162 323	61	2 754	37 470	157 246
213	Mining support activities .....	140	1 359	10 852	49 018	138	1 412	18 723	57 160
<b>22</b>	<b>Utilities .....</b>	<b>226</b>	<b>2 831</b>	<b>39 165</b>	<b>167 713</b>	<b>220</b>	<b>2 825</b>	<b>39 589</b>	<b>162 504</b>
221	Utilities .....	226	2 831	39 165	167 713	220	2 825	39 589	162 504
<b>23</b>	<b>Construction .....</b>	<b>4 141</b>	<b>18 125</b>	<b>125 458</b>	<b>636 981</b>	<b>3 958</b>	<b>18 607</b>	<b>123 368</b>	<b>635 106</b>
233	Building, developing & general contracting .....	1 475	5 904	37 276	178 620	1 390	5 942	36 912	169 435
234	Heavy construction .....	343	3 139	30 241	171 488	323	3 435	28 662	185 522
235	Special trade contractors .....	2 323	9 082	57 941	286 873	2 245	9 230	57 794	280 149
<b>31-33</b>	<b>Manufacturing .....</b>	<b>1 201</b>	<b>18 777</b>	<b>149 968</b>	<b>630 602</b>	<b>1 226</b>	<b>20 759</b>	<b>159 327</b>	<b>646 323</b>
311	Food mfg .....	148	2 173	14 785	63 612	166	2 522	15 948	65 790
312	Beverage & tobacco product mfg .....	25	273	1 683	8 070	20	(E)	(D)	(D)
313	Textile mills .....	5	(B)	(D)	(D)	9	52	162	1 008
314	Textile product mills .....	34	246	997	4 203	30	(C)	(D)	(D)
315	Apparel manufacturing .....	16	(B)	(D)	(D)	24	(B)	(D)	(D)
316	Leather & allied product mfg .....	19	(C)	(D)	(D)	17	147	556	2 026
321	Wood product mfg .....	152	4 817	37 438	159 595	155	4 847	36 971	155 143
322	Paper mfg .....	3	(F)	(D)	(D)	5	(F)	(D)	(D)
323	Printing & related support activities .....	94	890	5 401	23 356	103	938	5 470	23 246
324	Petroleum & coal products mfg .....	6	862	12 670	52 974	7	825	12 229	52 591
325	Chemical mfg .....	42	(E)	(D)	(D)	41	468	3 817	15 831
326	Plastics & rubber products mfg .....	29	317	1 786	8 635	32	437	2 956	9 644
327	Nonmetallic mineral product mfg .....	75	1 065	8 749	41 605	78	1 126	8 848	41 583
331	Primary metal mfg .....	22	686	7 512	30 315	32	1 158	11 697	44 626
332	Fabricated metal product mfg .....	148	1 518	12 392	41 453	139	1 535	11 138	45 416
333	Machinery mfg .....	42	1 296	12 511	54 795	44	(G)	(D)	(D)
334	Computer & electronic product mfg .....	27	(F)	(D)	(D)	24	727	5 985	22 021
335	Electrical equip, appliance & component mfg .....	11	(B)	(D)	(D)	13	(B)	(D)	(D)
336	Transportation equipment mfg .....	29	416	3 162	13 928	35	(E)	(D)	(D)
337	Furniture & related product mfg .....	117	932	5 246	21 518	98	1 016	5 578	22 224
339	Miscellaneous mfg .....	157	1 475	9 077	38 132	154	1 654	9 540	39 302
<b>42</b>	<b>Wholesale trade .....</b>	<b>1 566</b>	<b>14 254</b>	<b>109 257</b>	<b>451 305</b>	<b>1 523</b>	<b>14 766</b>	<b>111 220</b>	<b>452 575</b>
421	Wholesale trade, durable goods .....	923	7 438	61 718	256 440	865	7 323	57 361	233 155
422	Wholesale trade, nondurable goods .....	643	6 816	47 539	194 865	658	7 443	53 859	219 420
<b>44-45</b>	<b>Retail trade .....</b>	<b>5 193</b>	<b>54 394</b>	<b>239 755</b>	<b>1 041 512</b>	<b>5 179</b>	<b>52 917</b>	<b>226 426</b>	<b>969 024</b>
441	Motor vehicle & parts dealers .....	737	7 736	50 912	227 425	736	7 735	48 648	219 295
442	Furniture & home furnishing stores .....	280	1 791	9 483	40 898	270	1 693	8 685	34 688
443	Electronics & appliance stores .....	233	1 513	8 065	32 915	219	1 421	7 663	31 144
444	Bldg material & garden equip & supp dealers .....	636	5 865	30 494	135 110	604	5 475	30 315	128 019
445	Food & beverage stores .....	532	9 201	36 230	152 071	534	9 933	36 694	152 799
446	Health & personal care stores .....	280	2 305	10 976	53 008	299	2 316	10 512	43 872
447	Gasoline stations .....	593	6 398	21 290	92 031	592	5 377	15 936	66 922
448	Clothing & clothing accessories stores .....	462	2 893	8 953	35 881	495	2 725	8 266	33 662
451	Sporting goods, hobby, book & music stores .....	404	3 283	10 595	45 088	395	3 112	9 490	41 013
452	General merchandise stores .....	137	8 631	35 471	154 118	153	8 393	33 245	145 237
453	Miscellaneous store retailers .....	692	3 468	11 071	47 049	686	3 444	10 653	46 208
454	Nonstore retailers .....	207	1 310	6 215	25 918	196	1 293	6 319	26 165
<b>48-49</b>	<b>Transportation &amp; warehousing .....</b>	<b>1 128</b>	<b>9 140</b>	<b>55 479</b>	<b>244 467</b>	<b>1 117</b>	<b>9 674</b>	<b>62 215</b>	<b>261 032</b>
481	Air transportation .....	68	952	6 347	27 062	63	1 032	6 573	26 681
483	Water transportation .....	-	-	-	-	1	(A)	(D)	(D)
484	Truck transportation .....	689	4 913	33 626	153 460	701	5 378	38 448	168 670
485	Transit & ground passenger transportation .....	117	1 413	3 820	15 766	114	1 378	3 778	15 037
486	Pipeline transportation .....	13	112	1 521	5 449	14	250	3 453	12 910
487	Scenic & sightseeing transportation .....	11	(A)	(D)	(D)	14	(A)	(D)	(D)
488	Transportation support activities .....	138	933	6 045	24 647	118	907	6 368	22 831
492	Couriers & messengers .....	74	745	3 738	15 967	77	659	3 272	12 976
493	Warehousing & storage .....	18	(B)	(D)	(D)	15	(B)	(D)	(D)
<b>51</b>	<b>Information .....</b>	<b>646</b>	<b>9 433</b>	<b>67 290</b>	<b>271 507</b>	<b>647</b>	<b>8 811</b>	<b>65 521</b>	<b>267 501</b>
511	Publishing industries .....	154	2 297	15 023	64 106	153	2 493	17 335	67 508
512	Motion picture & sound recording industries .....	84	737	1 661	6 926	83	(F)	(D)	(D)
513	Broadcasting & telecommunications .....	314	4 337	36 685	149 675	335	4 036	35 235	151 369
514	Information & data processing services .....	94	2 062	13 921	50 800	76	(G)	(D)	(D)
<b>52</b>	<b>Finance &amp; insurance .....</b>	<b>1 830</b>	<b>14 323</b>	<b>126 499</b>	<b>502 543</b>	<b>1 685</b>	<b>13 987</b>	<b>118 244</b>	<b>469 981</b>
521	Monetary authorities - central bank .....	1	(C)	(D)	(D)	1	(C)	(D)	(D)
522	Credit intermediation & related activities .....	714	7 770	62 485	248 090	611	7 462	55 927	227 834
523	Security, commodity contracts & like activity .....	291	(G)	(D)	(D)	278	(G)	(D)	(D)
524	Insurance carriers & related activities .....	822	4 826	41 179	166 149	793	4 919	39 107	156 327
525	Funds, trusts, & other financial vehicles (part) .....	2	(A)	(D)	(D)	2	(A)	(D)	(D)
<b>53</b>	<b>Real estate &amp; rental &amp; leasing .....</b>	<b>1 421</b>	<b>4 791</b>	<b>21 082</b>	<b>111 797</b>	<b>1 345</b>	<b>4 813</b>	<b>19 519</b>	<b>93 256</b>
531	Real estate .....	1 132	(H)	(D)	(D)	1 059	3 049	12 639	57 490
532	Rental & leasing services .....	280	(G)	(D)	(D)	274	(G)	(D)	(D)
533	Lessors of other nonfinancial intangible asset .....	9	(B)	(D)	(D)	12	(B)	(D)	(D)

See footnotes at end of table.

**Table 1. The State—Establishments, Employees, and Payroll by Major Group: 2002 and 2001—Con.**

[Excludes most government employees, railroad employees, and self-employed persons. (D) denotes figures withheld to avoid disclosing data for individual companies; the data are included in broader industry totals. For explanation of terms, abbreviations, and data reliability/comparability, see introductory text]

NAICS code	Major group	2002				2001			
		Number of establishments	Number of employees for week including March 12	Payroll (\$1,000)		Number of establishments	Number of employees for week including March 12	Payroll (\$1,000)	
				First quarter	Annual			First quarter	Annual
<b>54</b>	<b>Professional, scientific &amp; technical services</b> .....	<b>2 931</b>	<b>15 491</b>	<b>109 380</b>	<b>491 893</b>	<b>2 707</b>	<b>16 191</b>	<b>111 917</b>	<b>500 952</b>
541	Professional, scientific & technical services .....	2 931	15 491	109 380	491 893	2 707	16 191	111 917	500 952
<b>55</b>	<b>Management of companies &amp; enterprises</b> .....	<b>107</b>	<b>1 472</b>	<b>17 617</b>	<b>63 403</b>	<b>108</b>	<b>2 359</b>	<b>27 565</b>	<b>97 893</b>
551	Management of companies & enterprises .....	107	1 472	17 617	63 403	108	2 359	27 565	97 893
<b>56</b>	<b>Admin, support, waste mgt, remediation services</b> .....	<b>1 260</b>	<b>11 872</b>	<b>46 148</b>	<b>211 291</b>	<b>1 289</b>	<b>12 340</b>	<b>48 285</b>	<b>211 374</b>
561	Administrative & support services .....	1 171	11 234	42 258	194 103	1 208	11 717	44 506	194 841
562	Waste management & remediation services .....	89	638	3 890	17 188	81	623	3 779	16 533
<b>61</b>	<b>Educational services</b> .....	<b>265</b>	<b>5 219</b>	<b>21 659</b>	<b>89 708</b>	<b>263</b>	<b>4 927</b>	<b>19 656</b>	<b>81 849</b>
611	Educational services .....	265	5 219	21 659	89 708	263	4 927	19 656	81 849
<b>62</b>	<b>Health care and social assistance</b> .....	<b>3 023</b>	<b>50 682</b>	<b>334 601</b>	<b>1 430 404</b>	<b>2 887</b>	<b>49 761</b>	<b>298 343</b>	<b>1 319 916</b>
621	Ambulatory health care services .....	1 748	13 137	111 728	521 244	1 667	13 863	105 079	495 045
622	Hospitals .....	65	18 503	151 600	615 806	64	(J)	(D)	(D)
623	Nursing & residential care facilities .....	310	9 544	39 087	162 520	300	9 190	36 226	151 867
624	Social assistance .....	900	9 498	32 186	130 834	856	(I)	(D)	(D)
<b>71</b>	<b>Arts, entertainment &amp; recreation</b> .....	<b>896</b>	<b>7 522</b>	<b>22 324</b>	<b>104 520</b>	<b>866</b>	<b>7 402</b>	<b>20 843</b>	<b>95 660</b>
711	Performing arts, spectator sports & related industries .....	139	517	1 481	9 806	120	(F)	(D)	(D)
712	Museums, historical sites & like institutions .....	60	287	973	4 367	61	276	863	4 015
713	Amusement, gambling & recreation industries .....	697	6 718	19 870	90 347	685	(I)	(D)	(D)
<b>72</b>	<b>Accommodation &amp; food services</b> .....	<b>3 230</b>	<b>40 568</b>	<b>94 768</b>	<b>419 841</b>	<b>3 148</b>	<b>39 599</b>	<b>91 358</b>	<b>398 472</b>
721	Accommodation .....	706	9 198	27 065	120 036	667	9 018	26 958	115 954
722	Food services & drinking places .....	2 524	31 370	67 703	299 805	2 481	30 581	64 400	282 518
<b>81</b>	<b>Other services (except public administration)</b> .....	<b>3 074</b>	<b>14 799</b>	<b>60 948</b>	<b>260 502</b>	<b>3 008</b>	<b>14 520</b>	<b>59 455</b>	<b>250 359</b>
811	Repair & maintenance .....	1 118	4 649	23 437	102 585	1 089	4 908	25 324	105 893
812	Personal & laundry services .....	580	2 856	9 967	43 216	562	2 572	9 359	40 099
813	Religious, grantmaking, civic, prof & like organizations .....	1 376	7 294	27 544	114 701	1 357	7 040	24 772	104 367
<b>95</b>	<b>Auxiliaries (exc corporate, subsidiary &amp; regional mgt)</b> .....	<b>47</b>	<b>486</b>	<b>4 159</b>	<b>18 828</b>	<b>57</b>	<b>678</b>	<b>5 510</b>	<b>24 241</b>
<b>99</b>	<b>Unclassified establishments</b> .....	<b>104</b>	<b>54</b>	<b>195</b>	<b>1 903</b>	<b>403</b>	<b>422</b>	<b>1 192</b>	<b>6 381</b>

Note: Employment-size classes are indicated as follows: A—0 to 19; B—20 to 99; C—100 to 249; E—250 to 499; F—500 to 999; G—1,000 to 2,499; H—2,500 to 4,999; I—5,000 to 9,999; J—10,000 to 24,999; K—25,000 to 49,999; L—50,000 to 99,999; M—100,000 or more.

**Table 2. The State—Employees, Payroll, and Establishments by Industry: 2002**

[Excludes most government employees, railroad employees, and self-employed persons. Size class 1 to 4 includes establishments with payroll, but no employees, during mid-March pay period. (D) denotes figures withheld to avoid disclosing data for individual companies; the data are included in broader industry totals. For explanation of terms, abbreviations, and data reliability/comparability, see introductory text]

NAICS code	Industry	Number of employees for week including March 12	Payroll (\$1,000)		Total number of establishments	Number of establishments by employment-size class								
			First quarter	Annual		1 to 4	5 to 9	10 to 19	20 to 49	50 to 99	100 to 249	250 to 499	500 to 999	1,000 or more
	<b>Total .....</b>	<b>300 636</b>	<b>1 715 144</b>	<b>7 429 132</b>	<b>32 972</b>	<b>19 820</b>	<b>6 290</b>	<b>3 714</b>	<b>2 220</b>	<b>611</b>	<b>252</b>	<b>42</b>	<b>17</b>	<b>6</b>
<b>11</b>	<b>Forestry, fishing, hunting, and agriculture support .....</b>	<b>1 702</b>	<b>11 960</b>	<b>49 145</b>	<b>409</b>	<b>313</b>	<b>56</b>	<b>25</b>	<b>13</b>	-	<b>2</b>	-	-	-
113	Forestry and logging .....	(G)	(D)	(D)	271	193	48	21	8	-	1	-	-	-
1131	Timber tract operations .....	(A)	(D)	(D)	5	4	1	-	-	-	-	-	-	-
11311	Timber tract operations .....	(A)	(D)	(D)	5	4	1	-	-	-	-	-	-	-
113110	Timber tract operations .....	(A)	(D)	(D)	5	4	1	-	-	-	-	-	-	-
1132	Forest nurseries & gathering forest products .....	(A)	(D)	(D)	3	2	-	1	-	-	-	-	-	-
11321	Forest nurseries & gathering forest products .....	(A)	(D)	(D)	3	2	-	1	-	-	-	-	-	-
113210	Forest nurseries & gathering forest products .....	(A)	(D)	(D)	3	2	-	1	-	-	-	-	-	-
1133	Logging .....	1 220	8 976	35 679	263	187	47	20	8	-	1	-	-	-
11331	Logging .....	1 220	8 976	35 679	263	187	47	20	8	-	1	-	-	-
113310	Logging .....	1 220	8 976	35 679	263	187	47	20	8	-	1	-	-	-
114	Fishing, hunting & trapping .....	(C)	(D)	(D)	25	24	-	-	-	-	1	-	-	-
1141	Fishing .....	(A)	(D)	(D)	3	3	-	-	-	-	-	-	-	-
11411	Fishing .....	(A)	(D)	(D)	3	3	-	-	-	-	-	-	-	-
114111	Finfish fishing .....	(A)	(D)	(D)	3	3	-	-	-	-	-	-	-	-
1142	Hunting & trapping .....	(C)	(D)	(D)	22	21	-	-	-	-	1	-	-	-
11421	Hunting & trapping .....	(C)	(D)	(D)	22	21	-	-	-	-	1	-	-	-
114210	Hunting & trapping .....	(C)	(D)	(D)	22	21	-	-	-	-	1	-	-	-
115	Agriculture & forestry support activities .....	(E)	(D)	(D)	113	96	8	4	5	-	-	-	-	-
1151	Crop production support activities .....	(B)	(D)	(D)	49	44	3	1	1	-	-	-	-	-
11511	Crop production support activities .....	(B)	(D)	(D)	49	44	3	1	1	-	-	-	-	-
115112	Soil preparation, planting, & cultivating .....	(B)	(D)	(D)	35	33	2	-	-	-	-	-	-	-
115113	Crop harvesting, primarily by machine .....	(A)	(D)	(D)	2	2	-	-	-	-	-	-	-	-
115114	Postharvest crop activities (exc .....	(B)	(D)	(D)	10	7	1	1	1	-	-	-	-	-
115116	Farm management services .....	(A)	(D)	(D)	2	2	-	-	-	-	-	-	-	-
1152	Animal production support activities .....	178	541	2 209	31	21	4	2	4	-	-	-	-	-
11521	Animal production support activities .....	178	541	2 209	31	21	4	2	4	-	-	-	-	-
115210	Animal production support activities .....	178	541	2 209	31	21	4	2	4	-	-	-	-	-
1153	Forestry support activities .....	(B)	(D)	(D)	33	31	1	1	-	-	-	-	-	-
11531	Forestry support activities .....	(B)	(D)	(D)	33	31	1	1	-	-	-	-	-	-
115310	Forestry support activities .....	(B)	(D)	(D)	33	31	1	1	-	-	-	-	-	-
<b>21</b>	<b>Mining .....</b>	<b>4 701</b>	<b>57 432</b>	<b>229 267</b>	<b>274</b>	<b>170</b>	<b>47</b>	<b>30</b>	<b>15</b>	<b>6</b>	<b>3</b>	<b>2</b>	-	<b>1</b>
211	Oil & gas extraction .....	353	4 925	17 926	75	54	11	7	3	-	-	-	-	-
2111	Oil & gas extraction .....	353	4 925	17 926	75	54	11	7	3	-	-	-	-	-
21111	Oil & gas extraction .....	353	4 925	17 926	75	54	11	7	3	-	-	-	-	-
211111	Crude petroleum & natural gas .....	(E)	(D)	(D)	74	53	11	7	3	-	-	-	-	-
211112	Natural gas liquid extraction .....	(A)	(D)	(D)	1	1	-	-	-	-	-	-	-	-
212	Mining (except oil & gas) .....	2 989	41 655	162 323	59	30	12	5	4	3	3	1	-	1
2121	Coal mining .....	(F)	(D)	(D)	8	1	2	1	-	1	2	1	-	-
21211	Coal mining .....	(F)	(D)	(D)	8	1	2	1	-	1	2	1	-	-
212111	Bituminous coal & lignite surface .....	(F)	(D)	(D)	7	1	2	1	-	1	1	1	-	-
212112	Bituminous coal underground mining .....	(C)	(D)	(D)	1	-	-	-	-	-	1	-	-	-
2122	Metal ore mining .....	(G)	(D)	(D)	13	6	2	2	-	1	1	-	-	1
21221	Iron ore mining .....	(A)	(D)	(D)	2	2	-	-	-	-	-	-	-	-
212210	Iron ore mining .....	(A)	(D)	(D)	2	2	-	-	-	-	-	-	-	-
21222	Gold ore & silver ore mining .....	(E)	(D)	(D)	7	4	-	1	-	1	1	-	-	-
212221	Gold ore mining .....	(E)	(D)	(D)	7	4	-	1	-	1	1	-	-	-
21223	Copper, nickel, lead & zinc mining .....	(A)	(D)	(D)	1	-	1	-	-	-	-	-	-	-
212234	Copper ore & nickel ore mining .....	(A)	(D)	(D)	1	-	1	-	-	-	-	-	-	-
21229	Other metal ore mining .....	(G)	(D)	(D)	3	-	1	1	-	-	-	-	-	1
212299	All other metal ore mining .....	(G)	(D)	(D)	3	-	1	1	-	-	-	-	-	1
2123	Nonmetallic mineral mining & quarrying .....	(E)	(D)	(D)	38	23	8	2	4	1	-	-	-	-
21231	Stone mining & quarrying .....	(B)	(D)	(D)	9	4	3	1	1	-	-	-	-	-
212311	Dimension stone mining & quarrying .....	(B)	(D)	(D)	7	4	2	1	-	-	-	-	-	-
212319	Other crushed & broken stone mining & .....	(B)	(D)	(D)	2	-	1	-	1	-	-	-	-	-
21232	Sand, gravel, clay, refractory minerals .....	(C)	(D)	(D)	23	17	3	1	2	-	-	-	-	-
212321	Construction sand & gravel mining .....	(C)	(D)	(D)	23	17	3	1	2	-	-	-	-	-
21239	Other nonmetallic mineral mining & .....	(C)	(D)	(D)	6	2	2	-	1	1	-	-	-	-
212392	Phosphate rock mining .....	(A)	(D)	(D)	1	1	-	-	-	-	-	-	-	-
212399	All other nonmetallic mineral mining .....	(C)	(D)	(D)	5	1	2	-	1	1	-	-	-	-
213	Mining support activities .....	1 359	10 852	49 018	140	86	24	18	8	3	-	1	-	-
2131	Mining support activities .....	1 359	10 852	49 018	140	86	24	18	8	3	-	1	-	-
21311	Mining support activities .....	1 359	10 852	49 018	140	86	24	18	8	3	-	1	-	-
213111	Drilling oil & gas wells .....	573	4 641	19 473	21	12	2	4	1	-	-	-	-	-
213112	Oil & gas operations support activities ..	609	4 792	21 606	105	68	17	13	6	1	-	-	-	-
213113	Support activities for coal mining .....	(B)	(D)	(D)	1	-	-	-	-	1	-	-	-	-
213114	Support activities for metal mining .....	(B)	(D)	(D)	13	6	5	1	1	-	-	-	-	-
<b>22</b>	<b>Utilities .....</b>	<b>2 831</b>	<b>39 165</b>	<b>167 713</b>	<b>226</b>	<b>148</b>	<b>14</b>	<b>23</b>	<b>27</b>	<b>10</b>	<b>3</b>	<b>1</b>	-	-

See footnotes at end of table.









**Table 2. The State—Employees, Payroll, and Establishments by Industry: 2002—Con.**

[Excludes most government employees, railroad employees, and self-employed persons. Size class 1 to 4 includes establishments with payroll, but no employees, during mid-March pay period. (D) denotes figures withheld to avoid disclosing data for individual companies; the data are included in broader industry totals. For explanation of terms, abbreviations, and data reliability/comparability, see introductory text]

NAICS code	Industry	Number of employees for week including March 12	Payroll (\$1,000)		Total number of establishments	Number of establishments by employment-size class								
			First quarter	Annual		1 to 4	5 to 9	10 to 19	20 to 49	50 to 99	100 to 249	250 to 499	500 to 999	1,000 or more
<b>31-33</b>	<b>Manufacturing—Con.</b>													
323	Printing & related support activities .....	890	5 401	23 356	94	47	20	15	10	2	—	—	—	—
3231	Printing & related support activities .....	890	5 401	23 356	94	47	20	15	10	2	—	—	—	—
32311	Printing (F) (D)	(F)	(D)	(D)	90	44	19	15	10	2	—	—	—	—
323110	Commercial lithographic printing .....	583	3 948	17 373	45	23	5	5	10	2	—	—	—	—
323113	Commercial screen printing .....	44	193	861	8	5	2	1	—	—	—	—	—	—
323114	Quick printing (C) (D)	(C)	(D)	(D)	27	13	7	7	—	—	—	—	—	—
323115	Digital printing (A) (D)	(A)	(D)	(D)	3	3	—	—	—	—	—	—	—	—
323116	Manifold business form printing .....	(B)	(D)	(D)	2	—	1	1	—	—	—	—	—	—
323117	Book printing (A) (D)	(A)	(D)	(D)	1	—	1	—	—	—	—	—	—	—
323119	Other commercial printing .....	(B)	(D)	(D)	4	—	3	1	—	—	—	—	—	—
32312	Printing support activities .....	(A)	(D)	(D)	4	3	1	—	—	—	—	—	—	—
323121	Tradebinding & related work .....	(A)	(D)	(D)	1	1	—	—	—	—	—	—	—	—
323122	Prepress services .....	(A)	(D)	(D)	3	2	1	—	—	—	—	—	—	—
324	Petroleum & coal products mfg .....	862	12 670	52 974	6	—	1	—	1	1	1	2	—	—
3241	Petroleum & coal products mfg .....	862	12 670	52 974	6	—	1	—	1	1	1	2	—	—
32411	Petroleum refineries (F) (D)	(F)	(D)	(D)	4	—	—	—	—	1	1	2	—	—
324110	Petroleum refineries (F) (D)	(F)	(D)	(D)	4	—	—	—	—	1	1	2	—	—
32412	Asphalt paving, roofing & saturated mat mfg .....	(B)	(D)	(D)	2	—	1	—	1	—	—	—	—	—
324121	Asphalt paving mixture & block mfg ....	(B)	(D)	(D)	2	—	1	—	1	—	—	—	—	—
325	Chemical mfg .....	(E)	(D)	(D)	42	19	11	6	5	—	1	—	—	—
3251	Basic chemical mfg (C) (D)	(C)	(D)	(D)	6	2	1	1	1	—	1	—	—	—
32512	Industrial gas mfg (A) (D)	(A)	(D)	(D)	2	1	—	1	—	—	—	—	—	—
325120	Industrial gas mfg (A) (D)	(A)	(D)	(D)	2	1	—	1	—	—	—	—	—	—
32513	Synthetic dye & pigment mfg .....	(C)	(D)	(D)	1	—	—	—	—	—	1	—	—	—
325131	Inorganic dye & pigment mfg .....	(C)	(D)	(D)	1	—	—	—	—	—	1	—	—	—
32518	Other basic inorganic chemical mfg .....	(B)	(D)	(D)	2	—	1	—	1	—	—	—	—	—
325188	All other basic inorganic chemical mfg ..	(B)	(D)	(D)	2	—	1	—	1	—	—	—	—	—
32519	Other basic organic chemical mfg .....	(A)	(D)	(D)	1	1	—	—	—	—	—	—	—	—
325193	Ethyl alcohol mfg (A) (D)	(A)	(D)	(D)	1	1	—	—	—	—	—	—	—	—
3252	Resin, syn rubber, artf & syn fibers, fil mfg ..	(B)	(D)	(D)	1	—	—	—	1	—	—	—	—	—
32521	Resin & synthetic rubber mfg .....	(B)	(D)	(D)	1	—	—	—	1	—	—	—	—	—
325211	Plastics material & resin mfg .....	(B)	(D)	(D)	1	—	—	—	1	—	—	—	—	—
3253	Pesticide, fertilizer & oth ag chemical mfg ...	(C)	(D)	(D)	13	4	4	3	2	—	—	—	—	—
32531	Fertilizer mfg (B) (D)	(B)	(D)	(D)	10	3	3	3	1	—	—	—	—	—
325311	Nitrogenous fertilizer mfg (A) (D)	(A)	(D)	(D)	1	—	—	1	—	—	—	—	—	—
325314	Fertilizer (mixing only) mfg (B) (D)	(B)	(D)	(D)	9	3	3	2	1	—	—	—	—	—
32532	Pesticide & other agricultural chemical mfg .....	(B)	(D)	(D)	3	1	1	—	1	—	—	—	—	—
325320	Pesticide & other agricultural chemical mfg .....	(B)	(D)	(D)	3	1	1	—	1	—	—	—	—	—
3254	Pharmaceutical & medicine mfg .....	(B)	(D)	(D)	6	3	1	1	1	—	—	—	—	—
32541	Pharmaceutical & medicine mfg (B) (D)	(B)	(D)	(D)	6	3	1	1	1	—	—	—	—	—
325411	Medicinal & botanical mfg (A) (D)	(A)	(D)	(D)	1	1	—	—	—	—	—	—	—	—
325412	Pharmaceutical preparation mfg (A) (D)	(A)	(D)	(D)	2	1	1	—	—	—	—	—	—	—
325414	Biological product (exc diagnostic) mfg ..	(B)	(D)	(D)	3	1	—	1	1	—	—	—	—	—
3255	Paint, coating & adhesive mfg .....	(A)	(D)	(D)	1	—	—	1	—	—	—	—	—	—
32551	Paint & coating mfg (A) (D)	(A)	(D)	(D)	1	—	—	1	—	—	—	—	—	—
325510	Paint & coating mfg (A) (D)	(A)	(D)	(D)	1	—	—	1	—	—	—	—	—	—
3256	Soap, cleaners & toilet preparation mfg .....	(A)	(D)	(D)	8	7	1	—	—	—	—	—	—	—
32561	Soap & cleaning compound mfg (A) (D)	(A)	(D)	(D)	4	3	1	—	—	—	—	—	—	—
325611	Soap & other detergent mfg (A) (D)	(A)	(D)	(D)	1	1	—	—	—	—	—	—	—	—
325612	Polish & other sanitation goods mfg ....	(A)	(D)	(D)	3	2	1	—	—	—	—	—	—	—
32562	Toilet preparation mfg (A) (D)	(A)	(D)	(D)	4	4	—	—	—	—	—	—	—	—
325620	Toilet preparation mfg (A) (D)	(A)	(D)	(D)	4	4	—	—	—	—	—	—	—	—
3259	Other chemical product & preparation mfg ..	(B)	(D)	(D)	7	3	4	—	—	—	—	—	—	—
32599	All other chemical product & preparation mfg .....	(B)	(D)	(D)	7	3	4	—	—	—	—	—	—	—
325991	Custom compounding of purchased resin .....	(A)	(D)	(D)	1	—	1	—	—	—	—	—	—	—
325992	Photo film, paper, plate & chemical mfg ..	(A)	(D)	(D)	1	1	—	—	—	—	—	—	—	—
325998	All oth misc chemical product & prep mfg .....	(B)	(D)	(D)	5	2	3	—	—	—	—	—	—	—
326	Plastics & rubber products mfg .....	317	1 786	8 635	29	10	6	7	6	—	—	—	—	—
3261	Plastics product mfg .....	224	1 190	6 035	22	9	5	4	4	—	—	—	—	—
32611	Unsupported plastics film, sheet, & bag mfg .....	(B)	(D)	(D)	2	1	—	—	1	—	—	—	—	—
326113	Unsupported plastics film and sheet (except packaging) mfg .....	(B)	(D)	(D)	2	1	—	—	1	—	—	—	—	—
32612	Plastics pipe, pipe fitting, & unsupported profile shape mfg .....	(A)	(D)	(D)	1	1	—	—	—	—	—	—	—	—
326122	Plastics pipe & pipe fitting mfg (A) (D)	(A)	(D)	(D)	1	1	—	—	—	—	—	—	—	—
32614	Polystyrene foam product mfg .....	(B)	(D)	(D)	2	—	1	—	1	—	—	—	—	—
326140	Polystyrene foam product mfg (B) (D)	(B)	(D)	(D)	2	—	1	—	1	—	—	—	—	—
32616	Plastics bottle mfg (A) (D)	(A)	(D)	(D)	1	—	1	—	—	—	—	—	—	—
326160	Plastics bottle mfg (A) (D)	(A)	(D)	(D)	1	—	1	—	—	—	—	—	—	—
32619	Other plastics product mfg .....	148	689	3 439	16	7	3	4	2	—	—	—	—	—
326191	Plastics plumbing fixture mfg .....	(A)	(D)	(D)	1	1	—	—	—	—	—	—	—	—
326199	All other plastics product mfg .....	(C)	(D)	(D)	15	6	3	4	2	—	—	—	—	—
3262	Rubber product mfg .....	93	596	2 600	7	1	1	3	2	—	—	—	—	—
32621	Tire mfg (B) (D)	(B)	(D)	(D)	6	1	1	3	1	—	—	—	—	—
326212	Tire retreading .....	(B)	(D)	(D)	6	1	1	3	1	—	—	—	—	—
32629	Other rubber product mfg (B) (D)	(B)	(D)	(D)	1	—	—	—	1	—	—	—	—	—
326291	Rubber product mfg for mechanical use .....	(B)	(D)	(D)	1	—	—	—	1	—	—	—	—	—

See footnotes at end of table.



**Table 2. The State—Employees, Payroll, and Establishments by Industry: 2002—Con.**

[Excludes most government employees, railroad employees, and self-employed persons. Size class 1 to 4 includes establishments with payroll, but no employees, during mid-March pay period. (D) denotes figures withheld to avoid disclosing data for individual companies; the data are included in broader industry totals. For explanation of terms, abbreviations, and data reliability/comparability, see introductory text.]

NAICS code	Industry	Number of employees for week including March 12	Payroll (\$1,000)		Total number of establishments	Number of establishments by employment-size class								
			First quarter	Annual		1 to 4	5 to 9	10 to 19	20 to 49	50 to 99	100 to 249	250 to 499	500 to 999	1,000 or more
<b>31-33</b>	<b>Manufacturing—Con.</b>													
332	Fabricated metal product mfg—Con.													
3325	Hardware mfg .....	(A)	(D)	(D)	3	1	2	—	—	—	—	—	—	—
33251	Hardware mfg .....	(A)	(D)	(D)	3	1	2	—	—	—	—	—	—	—
332510	Hardware mfg .....	(A)	(D)	(D)	3	1	2	—	—	—	—	—	—	—
3326	Spring & wire product mfg .....	(B)	(D)	(D)	6	5	1	—	—	—	—	—	—	—
33261	Spring & wire product mfg .....	(B)	(D)	(D)	6	5	1	—	—	—	—	—	—	—
332618	Other fabricated wire product mfg .....	(B)	(D)	(D)	6	5	1	—	—	—	—	—	—	—
3327	Mach shops, turn prod, screw, nut, bolt mfg ..	254	1 610	7 131	71	52	15	3	1	—	—	—	—	—
33271	Machine shops .....	254	1 610	7 131	71	52	15	3	1	—	—	—	—	—
332710	Machine shops .....	254	1 610	7 131	71	52	15	3	1	—	—	—	—	—
3328	Coating, engrave, heat treating & oth activity .....	(B)	(D)	(D)	7	5	2	—	—	—	—	—	—	—
33281	Coating, engrave, heat treating & oth activity .....	(B)	(D)	(D)	7	5	2	—	—	—	—	—	—	—
332812	Metal coating, engraving & allied services .....	(A)	(D)	(D)	3	1	2	—	—	—	—	—	—	—
332813	Electropl, plating, polish, anodize, coloring .....	(A)	(D)	(D)	4	4	—	—	—	—	—	—	—	—
3329	Other fabricated metal product mfg .....	(C)	(D)	(D)	14	7	3	2	1	1	—	—	—	—
33299	All other fabricated metal product mfg .....	(C)	(D)	(D)	14	7	3	2	1	1	—	—	—	—
332992	Small arms ammunition mfg .....	(B)	(D)	(D)	4	2	—	1	1	—	—	—	—	—
332994	Small arms mfg .....	(B)	(D)	(D)	5	2	2	1	—	—	—	—	—	—
332995	Other ordnance & accessories mfg .....	(A)	(D)	(D)	1	1	—	—	—	—	—	—	—	—
332999	All other misc fabricated metal product mfg .....	(B)	(D)	(D)	4	2	1	—	—	1	—	—	—	—
333	Machinery mfg .....	1 296	12 511	54 795	42	20	7	5	7	2	—	—	1	—
3331	Ag, construction & mining machinery mfg ...	(B)	(D)	(D)	15	7	5	2	1	—	—	—	—	—
33311	Agricultural implement mfg .....	(B)	(D)	(D)	8	4	2	2	—	—	—	—	—	—
333111	Farm machinery & equipment mfg .....	(B)	(D)	(D)	8	4	2	2	—	—	—	—	—	—
33312	Construction machinery mfg .....	(B)	(D)	(D)	5	2	2	—	1	—	—	—	—	—
333120	Construction machinery mfg .....	(B)	(D)	(D)	5	2	2	—	1	—	—	—	—	—
33313	Mining & oil & gas field machinery mfg .....	(A)	(D)	(D)	2	1	1	—	—	—	—	—	—	—
333131	Mining machinery & equipment mfg .....	(A)	(D)	(D)	2	1	1	—	—	—	—	—	—	—
3332	Industrial machinery mfg .....	(F)	(D)	(D)	3	1	—	—	1	—	—	—	—	1
33329	Other industrial machinery mfg .....	(F)	(D)	(D)	3	1	—	—	1	—	—	—	—	1
333293	Printing machinery & equipment mfg .....	(B)	(D)	(D)	1	—	—	—	1	—	—	—	—	—
333298	All other industrial machinery mfg .....	(F)	(D)	(D)	2	1	—	—	—	—	—	—	—	—
3333	Commercial & service industry machinery mfg .....	(A)	(D)	(D)	2	2	—	—	—	—	—	—	—	—
33331	Commercial & service industry machinery mfg .....	(A)	(D)	(D)	2	2	—	—	—	—	—	—	—	—
333315	Photographic & photocopying equipment mfg .....	(A)	(D)	(D)	1	1	—	—	—	—	—	—	—	—
333319	Oth commercial, service industry machinery mfg .....	(A)	(D)	(D)	1	1	—	—	—	—	—	—	—	—
3335	Metalworking machinery mfg .....	(B)	(D)	(D)	7	4	1	1	1	—	—	—	—	—
33351	Metalworking machinery mfg .....	(B)	(D)	(D)	7	4	1	1	1	—	—	—	—	—
333511	Industrial mold mfg .....	(B)	(D)	(D)	1	—	—	—	1	—	—	—	—	—
333512	Machine tool (metal cutting types) mfg ..	(A)	(D)	(D)	1	1	—	—	—	—	—	—	—	—
333514	Special die, tool, die set, jig & fixture mfg .....	(A)	(D)	(D)	4	3	1	—	—	—	—	—	—	—
333515	Cutting tool & machine tool accessory mfg .....	(A)	(D)	(D)	1	—	—	1	—	—	—	—	—	—
3339	Other general purpose machinery mfg .....	285	2 144	13 404	15	6	1	2	4	2	—	—	—	—
33391	Pump & compressor mfg .....	(B)	(D)	(D)	3	2	—	—	1	—	—	—	—	—
333911	Pump & pumping equipment mfg .....	(B)	(D)	(D)	3	2	—	—	1	—	—	—	—	—
33392	Material handling equipment mfg .....	(C)	(D)	(D)	5	1	—	2	1	1	—	—	—	—
333921	Elevator & moving stairway mfg .....	(A)	(D)	(D)	1	1	—	—	—	—	—	—	—	—
333922	Conveyor & conveying equipment mfg ..	(B)	(D)	(D)	1	—	—	—	1	—	—	—	—	—
333923	Overhead crane, hoist & monorail system mfg .....	(B)	(D)	(D)	1	—	—	—	—	1	—	—	—	—
333924	Ind truck, tractor, trailer, stacker mach mfg .....	(B)	(D)	(D)	2	—	—	2	—	—	—	—	—	—
33399	All other general purpose machinery mfg ..	(C)	(D)	(D)	7	3	1	—	2	1	—	—	—	—
333991	Power-driven handtool mfg .....	(A)	(D)	(D)	2	2	—	—	—	—	—	—	—	—
333994	Industrial process furnace & oven mfg ..	(B)	(D)	(D)	1	—	—	—	—	1	—	—	—	—
333995	Fluid power cylinder & actuator mfg .....	(B)	(D)	(D)	1	—	—	—	1	—	—	—	—	—
333999	All other general purpose machinery mfg .....	(B)	(D)	(D)	3	1	1	—	1	—	—	—	—	—
334	Computer & electronic product mfg .....	(F)	(D)	(D)	27	11	4	5	2	3	2	—	—	—
3341	Computer & peripheral equipment mfg .....	(A)	(D)	(D)	3	—	3	—	—	—	—	—	—	—
33411	Computer & peripheral equipment mfg .....	(A)	(D)	(D)	3	—	3	—	—	—	—	—	—	—
334111	Electronic computer mfg .....	(A)	(D)	(D)	1	—	1	—	—	—	—	—	—	—
334119	Other computer peripheral equipment mfg .....	(A)	(D)	(D)	2	—	2	—	—	—	—	—	—	—
3342	Communications equipment mfg .....	(B)	(D)	(D)	2	—	—	2	—	—	—	—	—	—
33422	Radio, TV broadcast & wireless comm equip mfg .....	(B)	(D)	(D)	2	—	—	2	—	—	—	—	—	—
334220	Radio, TV broadcast & wireless comm equip mfg .....	(B)	(D)	(D)	2	—	—	2	—	—	—	—	—	—
3343	Audio & video equipment mfg .....	(A)	(D)	(D)	1	1	—	—	—	—	—	—	—	—
33431	Audio & video equipment mfg .....	(A)	(D)	(D)	1	1	—	—	—	—	—	—	—	—
334310	Audio & video equipment mfg .....	(A)	(D)	(D)	1	1	—	—	—	—	—	—	—	—
3344	Semiconductor & oth electronic component mfg .....	(E)	(D)	(D)	13	6	—	1	2	3	1	—	—	—
33441	Semiconductor & oth electronic component mfg .....	(E)	(D)	(D)	13	6	—	1	2	3	1	—	—	—
334412	Bare printed circuit board mfg .....	(B)	(D)	(D)	2	1	—	—	—	1	—	—	—	—
334413	Semiconductor & related device mfg .....	(B)	(D)	(D)	3	2	—	—	1	—	—	—	—	—
334418	Printed circuit assembly (electronic assembly) mfg .....	(B)	(D)	(D)	3	1	—	1	—	1	—	—	—	—
334419	Other electronic component mfg .....	217	1 344	5 680	5	2	—	—	1	1	—	—	—	—

See footnotes at end of table.

**Table 2. The State—Employees, Payroll, and Establishments by Industry: 2002—Con.**

[Excludes most government employees, railroad employees, and self-employed persons. Size class 1 to 4 includes establishments with payroll, but no employees, during mid-March pay period. (D) denotes figures withheld to avoid disclosing data for individual companies; the data are included in broader industry totals. For explanation of terms, abbreviations, and data reliability/comparability, see introductory text.]

NAICS code	Industry	Number of employees for week including March 12	Payroll (\$1,000)		Total number of establishments	Number of establishments by employment-size class									
			First quarter	Annual		1 to 4	5 to 9	10 to 19	20 to 49	50 to 99	100 to 249	250 to 499	500 to 999	1,000 or more	
<b>31-33</b>	<b>Manufacturing—Con.</b>														
334	Computer & electronic product mfg—Con.														
3345	Nav, measuring, medical, control instruments mfg .....	(C)	(D)	(D)	7	3	1	2	-	-	1	-	-	-	-
33451	Nav, measuring, medical, control instruments mfg .....	(C)	(D)	(D)	7	3	1	2	-	-	1	-	-	-	-
334510	Electromedical apparatus mfg .....	(A)	(D)	(D)	1	-	1	-	-	-	-	-	-	-	-
334511	Search, detection & navigation instrument mfg .....	(A)	(D)	(D)	1	1	-	-	-	-	-	-	-	-	-
334513	Industrial process control mfg .....	(A)	(D)	(D)	2	1	-	1	-	-	-	-	-	-	-
334514	Total fluid meter & counting device mfg ..	(A)	(D)	(D)	1	1	-	-	-	-	-	-	-	-	-
334515	Electricity measuring, testing instrument mfg .....	(C)	(D)	(D)	2	-	-	1	-	-	1	-	-	-	-
3346	Mfg & reproducing magnetic & optical media .....	(A)	(D)	(D)	1	1	-	-	-	-	-	-	-	-	-
33461	Mfg & reproducing magnetic & optical media .....	(A)	(D)	(D)	1	1	-	-	-	-	-	-	-	-	-
334612	Prerecorded CD, tape, record reproducing .....	(A)	(D)	(D)	1	1	-	-	-	-	-	-	-	-	-
335	Electrical equip, appliance & component mfg ..	(B)	(D)	(D)	11	9	1	1	-	-	-	-	-	-	-
3351	Electric lighting equipment mfg .....	(A)	(D)	(D)	4	4	-	-	-	-	-	-	-	-	-
33512	Lighting fixture mfg .....	(A)	(D)	(D)	4	4	-	-	-	-	-	-	-	-	-
335121	Residential electric lighting fixture mfg ..	(A)	(D)	(D)	3	3	-	-	-	-	-	-	-	-	-
335129	Other lighting equipment mfg .....	(A)	(D)	(D)	1	1	-	-	-	-	-	-	-	-	-
3352	Household appliance mfg .....	(A)	(D)	(D)	2	2	-	-	-	-	-	-	-	-	-
33521	Small electrical appliance mfg .....	(A)	(D)	(D)	1	1	-	-	-	-	-	-	-	-	-
335211	Electric housewares & fan mfg .....	(A)	(D)	(D)	1	1	-	-	-	-	-	-	-	-	-
33522	Major appliance mfg .....	(A)	(D)	(D)	1	1	-	-	-	-	-	-	-	-	-
335221	Household cooking appliance mfg .....	(A)	(D)	(D)	1	1	-	-	-	-	-	-	-	-	-
3353	Electrical equipment mfg .....	(A)	(D)	(D)	2	1	1	-	-	-	-	-	-	-	-
33531	Electrical equipment mfg .....	(A)	(D)	(D)	2	1	1	-	-	-	-	-	-	-	-
335311	Power, distribution, specialty transformer mfg .....	(A)	(D)	(D)	1	1	-	-	-	-	-	-	-	-	-
335312	Motor & generator mfg .....	(A)	(D)	(D)	1	-	1	-	-	-	-	-	-	-	-
3359	Other electrical equipment & component mfg .....	(A)	(D)	(D)	3	2	-	1	-	-	-	-	-	-	-
33599	All oth electrical equipment & component mfg .....	(A)	(D)	(D)	3	2	-	1	-	-	-	-	-	-	-
335999	All oth misc electrical equip & component mfg .....	(A)	(D)	(D)	3	2	-	1	-	-	-	-	-	-	-
336	Transportation equipment mfg .....	416	3 162	13 928	29	13	7	3	3	3	-	-	-	-	-
3362	Motor vehicle body & trailer mfg .....	283	1 995	8 308	11	2	4	1	1	3	-	-	-	-	-
33621	Motor vehicle body & trailer mfg .....	283	1 995	8 308	11	2	4	1	1	3	-	-	-	-	-
336211	Motor vehicle body mfg .....	(C)	(D)	(D)	6	2	2	-	-	2	-	-	-	-	-
336212	Truck trailer mfg .....	(B)	(D)	(D)	2	-	-	1	-	1	-	-	-	-	-
336214	Travel trailer & camper mfg .....	(B)	(D)	(D)	3	-	2	-	1	-	-	-	-	-	-
3363	Motor vehicle parts mfg .....	(A)	(D)	(D)	5	4	-	1	-	-	-	-	-	-	-
33632	MV electrical & electronic equipment mfg ..	(A)	(D)	(D)	4	4	-	-	-	-	-	-	-	-	-
336321	Vehicular lighting equipment mfg .....	(A)	(D)	(D)	2	2	-	-	-	-	-	-	-	-	-
336322	Other MV electrical & electronic equip mfg .....	(A)	(D)	(D)	2	2	-	-	-	-	-	-	-	-	-
33636	Motor vehicle seating & interior trim mfg ..	(A)	(D)	(D)	1	-	-	1	-	-	-	-	-	-	-
336360	Motor vehicle seating & interior trim mfg .....	(A)	(D)	(D)	1	-	-	1	-	-	-	-	-	-	-
3364	Aerospace product & parts mfg .....	(B)	(D)	(D)	4	2	-	1	1	-	-	-	-	-	-
33641	Aerospace product & parts mfg .....	(B)	(D)	(D)	4	2	-	1	1	-	-	-	-	-	-
336411	Aircraft mfg .....	(A)	(D)	(D)	1	1	-	-	-	-	-	-	-	-	-
336413	Other aircraft part & auxiliary equipment mfg .....	(A)	(D)	(D)	2	1	-	1	-	-	-	-	-	-	-
336419	Other missile, space veh parts & aux equip mfg .....	(B)	(D)	(D)	1	-	-	-	1	-	-	-	-	-	-
3365	Railroad rolling stock mfg .....	(B)	(D)	(D)	1	-	-	-	1	-	-	-	-	-	-
33651	Railroad rolling stock mfg .....	(B)	(D)	(D)	1	-	-	-	1	-	-	-	-	-	-
336510	Railroad rolling stock mfg .....	(B)	(D)	(D)	1	-	-	-	1	-	-	-	-	-	-
3366	Ship & boat building .....	(A)	(D)	(D)	3	2	1	-	-	-	-	-	-	-	-
33661	Ship & boat building .....	(A)	(D)	(D)	3	2	1	-	-	-	-	-	-	-	-
336611	Ship building & repairing .....	(A)	(D)	(D)	1	-	1	-	-	-	-	-	-	-	-
336612	Boat building .....	(A)	(D)	(D)	2	2	-	-	-	-	-	-	-	-	-
3369	Other transportation equipment mfg .....	(A)	(D)	(D)	5	3	2	-	-	-	-	-	-	-	-
33699	Other transportation equipment mfg .....	(A)	(D)	(D)	5	3	2	-	-	-	-	-	-	-	-
336991	Motorcycle, bicycle & parts mfg .....	(A)	(D)	(D)	3	2	1	-	-	-	-	-	-	-	-
336999	All other transportation equipment mfg ..	(A)	(D)	(D)	2	1	1	-	-	-	-	-	-	-	-
337	Furniture & related product mfg .....	932	5 246	21 518	117	72	24	10	7	3	1	-	-	-	-
3371	HH & institutional furniture & kitchen cabinet mfg .....	675	3 707	15 509	104	69	19	8	7	-	1	-	-	-	-
33711	Wood kitchen cabinet & countertop mfg ..	301	1 720	7 058	56	38	11	4	3	-	-	-	-	-	-
337110	Wood kitchen cabinet & countertop mfg ..	301	1 720	7 058	56	38	11	4	3	-	-	-	-	-	-
33712	Household & institutional furniture mfg .....	374	1 987	8 451	48	31	8	4	4	-	1	-	-	-	-
337121	Upholstered household furniture mfg .....	82	404	1 650	7	3	2	-	2	-	-	-	-	-	-
337122	Nonupholstered wood household furniture mfg .....	216	1 009	4 500	35	26	6	2	-	-	1	-	-	-	-
337127	Institutional furniture mfg .....	76	574	2 301	6	2	-	2	2	-	-	-	-	-	-
3372	Office furniture (including fixtures) mfg .....	(C)	(D)	(D)	11	3	5	1	-	2	-	-	-	-	-
33721	Office furniture (including fixtures) mfg .....	(C)	(D)	(D)	11	3	5	1	-	2	-	-	-	-	-
337211	Wood office furniture mfg .....	(B)	(D)	(D)	1	-	-	-	-	1	-	-	-	-	-
337212	Custom architectural woodwork & millwork mfg .....	66	388	1 508	6	3	2	-	-	1	-	-	-	-	-
337215	Showcase, partition, shelving & locker mfg .....	(B)	(D)	(D)	4	-	3	1	-	-	-	-	-	-	-
3379	Other furniture related product mfg .....	(C)	(D)	(D)	2	-	-	1	-	1	-	-	-	-	-
33791	Mattress mfg .....	(C)	(D)	(D)	2	-	-	1	-	1	-	-	-	-	-
337910	Mattress mfg .....	(C)	(D)	(D)	2	-	-	1	-	1	-	-	-	-	-

See footnotes at end of table.



**Table 2. The State—Employees, Payroll, and Establishments by Industry: 2002—Con.**

[Excludes most government employees, railroad employees, and self-employed persons. Size class 1 to 4 includes establishments with payroll, but no employees, during mid-March pay period. (D) denotes figures withheld to avoid disclosing data for individual companies; the data are included in broader industry totals. For explanation of terms, abbreviations, and data reliability/comparability, see introductory text]

NAICS code	Industry	Number of employees for week including March 12	Payroll (\$1,000)		Total number of establishments	Number of establishments by employment-size class								
			First quarter	Annual		1 to 4	5 to 9	10 to 19	20 to 49	50 to 99	100 to 249	250 to 499	500 to 999	1,000 or more
42	<b>Wholesale trade—Con.</b>													
421	Wholesale trade, durable goods—Con.													
4216	Electrical goods whsle—Con.													
42161	Elec equip, wiring supp, const material whsle—Con.													
421610	Elec equip, wiring supp, const material whsle	(E)	(D)	(D)	32	12	9	8	3	—	—	—	—	—
42162	Electric appliance, TV, radio set whsle	(B)	(D)	(D)	7	4	1	2	—	—	—	—	—	—
421620	Electric appliance, TV, radio set whsle	(B)	(D)	(D)	7	4	1	2	—	—	—	—	—	—
42169	Other electronic parts & equipment whsle	247	5 140	19 761	40	32	2	4	1	—	1	—	—	—
421690	Other electronic parts & equipment whsle	247	5 140	19 761	40	32	2	4	1	—	1	—	—	—
4217	Hardware, plumb & heating equip & sup whsle	699	6 416	26 954	79	37	18	17	6	—	1	—	—	—
42171	Hardware whsle	221	1 551	6 996	32	20	5	5	2	—	—	—	—	—
421710	Hardware whsle	221	1 551	6 996	32	20	5	5	2	—	—	—	—	—
42172	Plumbing & heating equipment & supplies whsle	308	2 985	11 610	22	6	6	6	3	—	1	—	—	—
421720	Plumbing & heating equipment & supplies whsle	308	2 985	11 610	22	6	6	6	3	—	1	—	—	—
42173	Warm air heating & AC equip & supplies whsle	105	1 194	4 981	20	9	7	4	—	—	—	—	—	—
421730	Warm air heating & AC equip & supplies whsle	105	1 194	4 981	20	9	7	4	—	—	—	—	—	—
42174	Refrigeration equipment & supplies whsle	65	686	3 367	5	2	—	2	1	—	—	—	—	—
421740	Refrigeration equipment & supplies whsle	65	686	3 367	5	2	—	2	1	—	—	—	—	—
4218	Machinery, equipment & supplies whsle	2 184	17 681	73 264	257	125	58	48	22	3	1	—	—	—
42181	Const & mining (exc petroleum) equip whsle	415	4 001	15 606	30	12	3	8	5	2	—	—	—	—
421810	Const & mining (exc petroleum) equip whsle	415	4 001	15 606	30	12	3	8	5	2	—	—	—	—
42182	Farm & garden machinery & equipment whsle	816	5 412	23 821	86	34	18	22	11	1	—	—	—	—
421820	Farm & garden machinery & equipment whsle	816	5 412	23 821	86	34	18	22	11	1	—	—	—	—
42183	Industrial machinery & equipment whsle	537	5 174	21 566	72	42	17	9	3	—	1	—	—	—
421830	Industrial machinery & equipment whsle	537	5 174	21 566	72	42	17	9	3	—	1	—	—	—
42184	Industrial supplies whsle	210	1 760	6 824	37	19	14	3	1	—	—	—	—	—
421840	Industrial supplies whsle	210	1 760	6 824	37	19	14	3	1	—	—	—	—	—
42185	Service establishment equip & supplies whsle	(C)	(D)	(D)	28	16	5	6	1	—	—	—	—	—
421850	Service establishment equip & supplies whsle	(C)	(D)	(D)	28	16	5	6	1	—	—	—	—	—
42186	Transportation equip, supplies (exc MV) whsle	(B)	(D)	(D)	4	2	1	—	1	—	—	—	—	—
421860	Transportation equip, supplies (exc MV) whsle	(B)	(D)	(D)	4	2	1	—	1	—	—	—	—	—
4219	Miscellaneous durable goods whsle	851	6 274	26 576	125	82	20	18	3	1	1	—	—	—
42191	Sporting & recreational goods & supply whsle	207	1 503	6 487	32	23	3	2	3	1	—	—	—	—
421910	Sporting & recreational goods & supply whsle	207	1 503	6 487	32	23	3	2	3	1	—	—	—	—
42192	Toy & hobby goods & supplies whsle	(A)	(D)	(D)	7	6	1	—	—	—	—	—	—	—
421920	Toy & hobby goods & supplies whsle	(A)	(D)	(D)	7	6	1	—	—	—	—	—	—	—
42193	Recyclable material whsle	213	1 275	5 247	31	13	8	10	—	—	—	—	—	—
421930	Recyclable material whsle	213	1 275	5 247	31	13	8	10	—	—	—	—	—	—
42194	Jewelry, watch, precious stone & metal whsle	(B)	(D)	(D)	13	11	—	2	—	—	—	—	—	—
421940	Jewelry, watch, precious stone & metal whsle	(B)	(D)	(D)	13	11	—	2	—	—	—	—	—	—
42199	Other miscellaneous durable goods whsle	377	3 189	13 312	42	29	8	4	—	—	1	—	—	—
421990	Other miscellaneous durable goods whsle	377	3 189	13 312	42	29	8	4	—	—	1	—	—	—
422	Wholesale trade, nondurable goods	6 816	47 539	194 865	643	356	125	83	54	17	7	1	—	—
4221	Paper & paper product whsle	230	2 014	8 197	38	21	6	11	—	—	—	—	—	—
42211	Printing & writing paper whsle	(B)	(D)	(D)	7	2	2	3	—	—	—	—	—	—
422110	Printing & writing paper whsle	(B)	(D)	(D)	7	2	2	3	—	—	—	—	—	—
42212	Stationery & office supplies whsle	(C)	(D)	(D)	25	18	2	5	—	—	—	—	—	—
422120	Stationery & office supplies whsle	(C)	(D)	(D)	25	18	2	5	—	—	—	—	—	—
42213	Industrial & personal service paper whsle	65	503	1 991	6	1	2	3	—	—	—	—	—	—
422130	Industrial & personal service paper whsle	65	503	1 991	6	1	2	3	—	—	—	—	—	—
4222	Drugs & druggists' sundries whsle	(C)	(D)	(D)	25	16	1	5	3	—	—	—	—	—
42221	Drugs & druggists' sundries whsle	(C)	(D)	(D)	25	16	1	5	3	—	—	—	—	—
422210	Drugs & druggists' sundries whsle	(C)	(D)	(D)	25	16	1	5	3	—	—	—	—	—
4223	Apparel, piece goods & notions whsle	(C)	(D)	(D)	25	17	4	2	2	—	—	—	—	—
42231	Piece goods, notions & other dry goods whsle	(B)	(D)	(D)	6	3	2	1	—	—	—	—	—	—
422310	Piece goods, notions & other dry goods whsle	(B)	(D)	(D)	6	3	2	1	—	—	—	—	—	—
42232	Men's & boys' clothing & furnishings whsle	(B)	(D)	(D)	8	5	1	1	1	—	—	—	—	—
422320	Men's & boys' clothing & furnishings whsle	(B)	(D)	(D)	8	5	1	1	1	—	—	—	—	—
42233	Women's, children's, infants' clothing whsle	(A)	(D)	(D)	9	8	1	—	—	—	—	—	—	—
422330	Women's, children's, infants' clothing whsle	(A)	(D)	(D)	9	8	1	—	—	—	—	—	—	—
42234	Footwear whsle	(B)	(D)	(D)	2	1	—	—	1	—	—	—	—	—
422340	Footwear whsle	(B)	(D)	(D)	2	1	—	—	1	—	—	—	—	—
4224	Grocery & related product whsle	2 137	16 986	68 678	124	64	21	16	11	9	2	1	—	—
42241	General line grocery whsle	579	4 891	20 278	14	6	2	2	2	2	—	—	—	—
422410	General line grocery whsle	579	4 891	20 278	14	6	2	2	2	2	—	—	—	—

See footnotes at end of table.







**Table 2. The State—Employees, Payroll, and Establishments by Industry: 2002—Con.**

[Excludes most government employees, railroad employees, and self-employed persons. Size class 1 to 4 includes establishments with payroll, but no employees, during mid-March pay period. (D) denotes figures withheld to avoid disclosing data for individual companies; the data are included in broader industry totals. For explanation of terms, abbreviations, and data reliability/comparability, see introductory text]

NAICS code	Industry	Number of employees for week including March 12	Payroll (\$1,000)		Total number of establishments	Number of establishments by employment-size class										
			First quarter	Annual		1 to 4	5 to 9	10 to 19	20 to 49	50 to 99	100 to 249	250 to 499	500 to 999	1,000 or more		
<b>44-45</b>	<b>Retail trade—Con.</b>															
448	Clothing & clothing accessories stores—Con.															
4483	Jewelry, luggage & leather goods stores . . . . .	355	1 598	6 612	92	57	30	5	—	—	—	—	—	—	—	—
44831	Jewelry stores . . . . .	(E)	(D)	(D)	88	54	29	5	—	—	—	—	—	—	—	—
448310	Jewelry stores . . . . .	(E)	(D)	(D)	88	54	29	5	—	—	—	—	—	—	—	—
44832	Luggage & leather goods stores . . . . .	(A)	(D)	(D)	4	3	1	—	—	—	—	—	—	—	—	—
448320	Luggage & leather goods stores . . . . .	(A)	(D)	(D)	4	3	1	—	—	—	—	—	—	—	—	—
451	Sporting goods, hobby, book & music stores . . . . .	3 283	10 595	45 088	404	229	84	50	32	7	2	—	—	—	—	—
4511	Sporting goods, hobby, musical instrument stores . . . . .	2 315	8 151	34 628	308	179	59	41	23	5	1	—	—	—	—	—
45111	Sporting goods stores . . . . .	1 507	5 567	23 988	187	118	23	27	13	5	1	—	—	—	—	—
451110	Sporting goods stores . . . . .	1 507	5 567	23 988	187	118	23	27	13	5	1	—	—	—	—	—
45112	Hobby, toy & game stores . . . . .	446	1 568	6 439	55	28	17	1	9	—	—	—	—	—	—	—
451120	Hobby, toy & game stores . . . . .	446	1 568	6 439	55	28	17	1	9	—	—	—	—	—	—	—
45113	Sewing, needlework & piece goods stores . . . . .	261	515	2 108	44	22	12	9	1	—	—	—	—	—	—	—
451130	Sewing, needlework & piece goods stores . . . . .	261	515	2 108	44	22	12	9	1	—	—	—	—	—	—	—
45114	Musical instrument & supplies stores . . . . .	101	501	2 093	22	11	7	4	—	—	—	—	—	—	—	—
451140	Musical instrument & supplies stores . . . . .	101	501	2 093	22	11	7	4	—	—	—	—	—	—	—	—
4512	Book, periodical & music stores . . . . .	968	2 444	10 460	96	50	25	9	9	2	1	—	—	—	—	—
45121	Book & news dealers . . . . .	(F)	(D)	(D)	64	36	16	6	4	1	1	—	—	—	—	—
451211	Book stores . . . . .	(F)	(D)	(D)	61	34	15	6	4	1	1	—	—	—	—	—
451212	News dealers & newsstands . . . . .	(A)	(D)	(D)	3	2	1	—	—	—	—	—	—	—	—	—
45122	Prerecorded tape, CD & record stores . . . . .	(E)	(D)	(D)	32	14	9	3	5	1	—	—	—	—	—	—
451220	Prerecorded tape, CD & record stores . . . . .	(E)	(D)	(D)	32	14	9	3	5	1	—	—	—	—	—	—
452	General merchandise stores . . . . .	8 631	35 471	154 118	137	33	22	14	16	23	21	7	1	—	—	—
4521	Department stores . . . . .	6 890	28 288	118 063	47	1	—	—	1	20	17	7	1	—	—	—
45211	Department stores . . . . .	6 890	28 288	118 063	47	1	—	—	1	20	17	7	1	—	—	—
452110	Department stores . . . . .	6 890	28 288	118 063	47	1	—	—	1	20	17	7	1	—	—	—
4529	Other general merchandise stores . . . . .	1 741	7 183	36 055	90	32	22	14	15	3	4	—	—	—	—	—
45291	Warehouse clubs & superstores . . . . .	(F)	(D)	(D)	6	1	—	—	—	1	4	—	—	—	—	—
452910	Warehouse clubs & superstores . . . . .	(F)	(D)	(D)	6	1	—	—	—	1	4	—	—	—	—	—
45299	All other general merchandise stores . . . . .	(F)	(D)	(D)	84	31	22	14	15	2	—	—	—	—	—	—
452990	All other general merchandise stores . . . . .	(F)	(D)	(D)	84	31	22	14	15	2	—	—	—	—	—	—
453	Miscellaneous store retailers . . . . .	3 468	11 071	47 049	692	458	137	69	25	3	—	—	—	—	—	—
4531	Florists . . . . .	569	1 464	6 164	109	72	25	7	4	1	—	—	—	—	—	—
45311	Florists . . . . .	569	1 464	6 164	109	72	25	7	4	1	—	—	—	—	—	—
453110	Florists . . . . .	569	1 464	6 164	109	72	25	7	4	1	—	—	—	—	—	—
4532	Office supplies, stationery & gift stores . . . . .	1 247	4 234	17 647	236	155	39	32	9	1	—	—	—	—	—	—
45321	Office supplies & stationery stores . . . . .	363	1 600	6 291	38	19	6	5	8	—	—	—	—	—	—	—
453210	Office supplies & stationery stores . . . . .	363	1 600	6 291	38	19	6	5	8	—	—	—	—	—	—	—
45322	Gift, novelty & souvenir stores . . . . .	884	2 634	11 356	198	136	33	27	1	1	—	—	—	—	—	—
453220	Gift, novelty & souvenir stores . . . . .	884	2 634	11 356	198	136	33	27	1	1	—	—	—	—	—	—
4533	Used merchandise stores . . . . .	676	1 772	7 360	103	60	24	10	8	1	—	—	—	—	—	—
45331	Used merchandise stores . . . . .	676	1 772	7 360	103	60	24	10	8	1	—	—	—	—	—	—
453310	Used merchandise stores . . . . .	676	1 772	7 360	103	60	24	10	8	1	—	—	—	—	—	—
4539	Other miscellaneous store retailers . . . . .	976	3 601	15 878	244	171	49	20	4	—	—	—	—	—	—	—
45391	Pet & pet supplies stores . . . . .	188	491	2 272	26	15	4	5	2	—	—	—	—	—	—	—
453910	Pet & pet supplies stores . . . . .	188	491	2 272	26	15	4	5	2	—	—	—	—	—	—	—
45392	Art dealers . . . . .	135	482	2 212	65	57	8	—	—	—	—	—	—	—	—	—
453920	Art dealers . . . . .	135	482	2 212	65	57	8	—	—	—	—	—	—	—	—	—
45393	Manufactured (mobile) home dealers . . . . .	203	1 091	5 023	34	17	8	8	1	—	—	—	—	—	—	—
453930	Manufactured (mobile) home dealers . . . . .	203	1 091	5 023	34	17	8	8	1	—	—	—	—	—	—	—
45399	All other miscellaneous store retailers . . . . .	450	1 537	6 371	119	82	29	7	1	—	—	—	—	—	—	—
453991	Tobacco stores . . . . .	154	438	1 784	31	16	13	2	—	—	—	—	—	—	—	—
453998	All other misc store retailers (exc tobacco) . . . . .	296	1 099	4 587	88	66	16	5	1	—	—	—	—	—	—	—
454	Nonstore retailers . . . . .	1 310	6 215	25 918	207	119	53	27	6	1	1	—	—	—	—	—
4541	Electronic shopping & mail-order houses . . . . .	(C)	(D)	(D)	33	19	9	4	1	—	—	—	—	—	—	—
45411	Electronic shopping & mail-order houses . . . . .	(C)	(D)	(D)	33	19	9	4	1	—	—	—	—	—	—	—
454110	Electronic shopping & mail-order houses . . . . .	(C)	(D)	(D)	33	19	9	4	1	—	—	—	—	—	—	—
4542	Vending machine operators . . . . .	(C)	(D)	(D)	16	8	2	6	—	—	—	—	—	—	—	—
45421	Vending machine operators . . . . .	(C)	(D)	(D)	16	8	2	6	—	—	—	—	—	—	—	—
454210	Vending machine operators . . . . .	(C)	(D)	(D)	16	8	2	6	—	—	—	—	—	—	—	—
4543	Direct selling establishments . . . . .	1 038	4 986	20 553	158	92	42	17	5	1	1	—	—	—	—	—
45431	Fuel dealers . . . . .	363	2 108	10 042	73	39	24	9	1	—	—	—	—	—	—	—
454311	Heating oil dealers . . . . .	(B)	(D)	(D)	13	7	3	3	—	—	—	—	—	—	—	—
454312	Liquified petroleum gas (bottled gas) dealers . . . . .	255	1 515	7 622	55	30	20	4	1	—	—	—	—	—	—	—
454319	Other fuel dealers . . . . .	(B)	(D)	(D)	5	2	1	2	—	—	—	—	—	—	—	—
45439	Other direct selling establishments . . . . .	675	2 878	10 511	85	53	18	8	4	1	1	—	—	—	—	—
454390	Other direct selling establishments . . . . .	675	2 878	10 511	85	53	18	8	4	1	1	—	—	—	—	—
<b>48-49</b>	<b>Transportation &amp; warehousing . . . . .</b>	<b>9 140</b>	<b>55 479</b>	<b>244 467</b>	<b>1 128</b>	<b>733</b>	<b>161</b>	<b>129</b>	<b>72</b>	<b>26</b>	<b>6</b>	<b>1</b>	—	—	—	—
481	Air transportation . . . . .	952	6 347	27 062	68	32	9	20	4	1	2	—	—	—	—	—
4811	Scheduled air transportation . . . . .	(F)	(D)	(D)	39	11	5	19	2	—	2	—	—	—	—	—
48111	Scheduled air transportation . . . . .	(F)	(D)	(D)	39	11	5	19	2	—	2	—	—	—	—	—
481111	Scheduled passenger air transportation . . . . .	(F)	(D)	(D)	37	11	4	19	2	—	1	—	—	—	—	—
481112	Scheduled freight air transportation . . . . .	(C)	(D)	(D)	2	—	1	—	—	—	1	—	—	—	—	—
4812	Nonscheduled air transportation . . . . .	(C)	(D)	(D)	29	21	4	1	2	1	—	—	—	—	—	—
48121	Nonscheduled air transportation . . . . .	(C)	(D)	(D)	29	21	4	1	2	1	—	—	—	—	—	—
481211	Nonscheduled chartered passenger air trans . . . . .	(C)	(D)	(D)	12	9	1	—	1	1	—	—	—	—	—	—
481212	Nonscheduled chartered freight air trans . . . . .	(A)	(D)	(D)	4	2	—	—	—	—	—	—	—	—	—	—
481219	Other nonscheduled air transportation . . . . .	(B)	(D)	(D)	13	10	1	1	1	—	—	—	—	—	—	—

See footnotes at end of table.

**Table 2. The State—Employees, Payroll, and Establishments by Industry: 2002—Con.**

[Excludes most government employees, railroad employees, and self-employed persons. Size class 1 to 4 includes establishments with payroll, but no employees, during mid-March pay period. (D) denotes figures withheld to avoid disclosing data for individual companies; the data are included in broader industry totals. For explanation of terms, abbreviations, and data reliability/comparability, see introductory text]

NAICS code	Industry	Number of employees for week including March 12	Payroll (\$1,000)		Total number of establishments	Number of establishments by employment-size class										
			First quarter	Annual		1 to 4	5 to 9	10 to 19	20 to 49	50 to 99	100 to 249	250 to 499	500 to 999	1,000 or more		
<b>48-49</b>	<b>Transportation &amp; warehousing—Con.</b>															
484	Truck transportation .....	4 913	33 626	153 460	689	478	90	66	38	14	2	1	—	—	—	—
4841	General freight trucking .....	2 573	17 939	77 772	353	243	46	33	20	9	2	—	—	—	—	—
48411	General freight trucking, local .....	416	2 204	10 545	105	77	14	10	4	—	—	—	—	—	—	—
484110	General freight trucking, local .....	416	2 204	10 545	105	77	14	10	4	—	—	—	—	—	—	—
48412	General freight trucking, long-distance .....	2 157	15 735	67 227	248	166	32	23	16	9	2	—	—	—	—	—
484121	General freight trucking, long-distance, TL .....	1 658	11 343	48 537	211	155	23	12	12	7	2	—	—	—	—	—
484122	General freight trucking, long-distance, LTL .....	499	4 392	18 690	37	11	9	11	4	2	—	—	—	—	—	—
4842	Specialized freight trucking .....	2 340	15 687	75 688	336	235	44	33	18	5	—	1	—	—	—	—
48421	Used household & office goods moving .....	273	1 641	7 582	31	13	7	7	4	—	—	—	—	—	—	—
484210	Used household & office goods moving .....	273	1 641	7 582	31	13	7	7	4	—	—	—	—	—	—	—
48422	Specialized freight (exc used) trucking, local .....	845	5 369	23 852	186	147	20	13	3	3	—	—	—	—	—	—
484220	Specialized freight (exc used) trucking, local .....	845	5 369	23 852	186	147	20	13	3	3	—	—	—	—	—	—
48423	Specialized freight (exc used) trucking, LDist .....	1 222	8 677	44 254	119	75	17	13	11	2	—	1	—	—	—	—
484230	Specialized freight (exc used) trucking, LDist .....	1 222	8 677	44 254	119	75	17	13	11	2	—	1	—	—	—	—
485	Transit & ground passenger transportation .....	1 413	3 820	15 766	117	63	18	18	11	5	2	—	—	—	—	—
4851	Urban transit systems .....	(B)	(D)	(D)	9	5	2	2	—	—	—	—	—	—	—	—
48511	Urban transit systems .....	(B)	(D)	(D)	9	5	2	2	—	—	—	—	—	—	—	—
485113	Bus & other motor vehicle transit systems .....	(B)	(D)	(D)	9	5	2	2	—	—	—	—	—	—	—	—
4852	Interurban & rural bus transportation .....	(B)	(D)	(D)	3	1	—	1	—	1	—	—	—	—	—	—
48521	Interurban & rural bus transportation .....	(B)	(D)	(D)	3	1	—	1	—	1	—	—	—	—	—	—
485210	Interurban & rural bus transportation .....	(B)	(D)	(D)	3	1	—	1	—	1	—	—	—	—	—	—
4853	Taxi & limousine service .....	(C)	(D)	(D)	16	7	1	4	4	—	—	—	—	—	—	—
48531	Taxi service .....	(C)	(D)	(D)	12	4	1	3	4	—	—	—	—	—	—	—
485310	Taxi service .....	(C)	(D)	(D)	12	4	1	3	4	—	—	—	—	—	—	—
48532	Limousine service .....	(A)	(D)	(D)	4	3	—	1	—	—	—	—	—	—	—	—
485320	Limousine service .....	(A)	(D)	(D)	4	3	—	1	—	—	—	—	—	—	—	—
4854	School & employee bus transportation .....	893	2 081	8 610	77	43	15	8	7	2	2	—	—	—	—	—
48541	School & employee bus transportation .....	893	2 081	8 610	77	43	15	8	7	2	2	—	—	—	—	—
485410	School & employee bus transportation .....	893	2 081	8 610	77	43	15	8	7	2	2	—	—	—	—	—
4855	Charter bus industry .....	(C)	(D)	(D)	8	3	—	3	—	2	—	—	—	—	—	—
48551	Charter bus industry .....	(C)	(D)	(D)	8	3	—	3	—	2	—	—	—	—	—	—
485510	Charter bus industry .....	(C)	(D)	(D)	8	3	—	3	—	2	—	—	—	—	—	—
4859	Oth transit & ground passenger transportation .....	(A)	(D)	(D)	4	4	—	—	—	—	—	—	—	—	—	—
48599	Oth transit & ground passenger transportation .....	(A)	(D)	(D)	4	4	—	—	—	—	—	—	—	—	—	—
485991	Special needs transportation .....	(A)	(D)	(D)	1	1	—	—	—	—	—	—	—	—	—	—
485999	All other transit & ground passenger trans .....	(A)	(D)	(D)	3	3	—	—	—	—	—	—	—	—	—	—
486	Pipeline transportation .....	112	1 521	5 449	13	7	3	2	1	—	—	—	—	—	—	—
4861	Pipeline transportation of crude oil .....	(B)	(D)	(D)	6	3	1	1	1	—	—	—	—	—	—	—
48611	Pipeline transportation of crude oil .....	(B)	(D)	(D)	6	3	1	1	1	—	—	—	—	—	—	—
486110	Pipeline transportation of crude oil .....	(B)	(D)	(D)	6	3	1	1	1	—	—	—	—	—	—	—
4862	Pipeline transportation of natural gas .....	(B)	(D)	(D)	5	3	1	1	—	—	—	—	—	—	—	—
48621	Pipeline transportation of natural gas .....	(B)	(D)	(D)	5	3	1	1	—	—	—	—	—	—	—	—
486210	Pipeline transportation of natural gas .....	(B)	(D)	(D)	5	3	1	1	—	—	—	—	—	—	—	—
4869	Other pipeline transportation .....	(A)	(D)	(D)	2	1	1	—	—	—	—	—	—	—	—	—
48691	Pipeline trans of refined petroleum products .....	(A)	(D)	(D)	2	1	1	—	—	—	—	—	—	—	—	—
486910	Pipeline trans of refined petroleum products .....	(A)	(D)	(D)	2	1	1	—	—	—	—	—	—	—	—	—
487	Scenic & sightseeing transportation .....	(A)	(D)	(D)	11	11	—	—	—	—	—	—	—	—	—	—
4871	Scenic & sightseeing transportation, land .....	(A)	(D)	(D)	4	4	—	—	—	—	—	—	—	—	—	—
48711	Scenic & sightseeing transportation, land .....	(A)	(D)	(D)	4	4	—	—	—	—	—	—	—	—	—	—
487110	Scenic & sightseeing transportation, land .....	(A)	(D)	(D)	4	4	—	—	—	—	—	—	—	—	—	—
4872	Scenic & sightseeing transportation, water .....	5	30	383	6	6	—	—	—	—	—	—	—	—	—	—
48721	Scenic & sightseeing transportation, water .....	5	30	383	6	6	—	—	—	—	—	—	—	—	—	—
487210	Scenic & sightseeing transportation, water .....	5	30	383	6	6	—	—	—	—	—	—	—	—	—	—
4879	Scenic & sightseeing transportation, other .....	(A)	(D)	(D)	1	1	—	—	—	—	—	—	—	—	—	—
48799	Scenic & sightseeing transportation, other .....	(A)	(D)	(D)	1	1	—	—	—	—	—	—	—	—	—	—
487990	Scenic & sightseeing transportation, other .....	(A)	(D)	(D)	1	1	—	—	—	—	—	—	—	—	—	—
488	Transportation support activities .....	933	6 045	24 647	138	86	23	16	11	2	—	—	—	—	—	—
4881	Air transportation support activities .....	371	2 381	9 435	48	25	9	7	7	—	—	—	—	—	—	—
48811	Airport operations .....	266	1 456	5 844	29	11	7	5	6	—	—	—	—	—	—	—
488111	Air traffic control .....	(A)	(D)	(D)	2	—	—	—	—	—	—	—	—	—	—	—
488119	Other airport operations .....	(E)	(D)	(D)	27	11	5	5	6	—	—	—	—	—	—	—
48819	Other air transportation support activities .....	105	925	3 591	19	14	2	2	1	—	—	—	—	—	—	—
488190	Other air transportation support activities .....	105	925	3 591	19	14	2	2	1	—	—	—	—	—	—	—
4882	Rail transportation support activities .....	122	1 101	4 042	8	3	1	2	1	1	—	—	—	—	—	—
48821	Rail transportation support activities .....	122	1 101	4 042	8	3	1	2	1	1	—	—	—	—	—	—
488210	Rail transportation support activities .....	122	1 101	4 042	8	3	1	2	1	1	—	—	—	—	—	—

See footnotes at end of table.

**Table 2. The State—Employees, Payroll, and Establishments by Industry: 2002—Con.**

[Excludes most government employees, railroad employees, and self-employed persons. Size class 1 to 4 includes establishments with payroll, but no employees, during mid-March pay period. (D) denotes figures withheld to avoid disclosing data for individual companies; the data are included in broader industry totals. For explanation of terms, abbreviations, and data reliability/comparability, see introductory text]

NAICS code	Industry	Number of employees for week including March 12	Payroll (\$1,000)		Total number of establishments	Number of establishments by employment-size class								
			First quarter	Annual		1 to 4	5 to 9	10 to 19	20 to 49	50 to 99	100 to 249	250 to 499	500 to 999	1,000 or more
<b>48-49</b>	<b>Transportation &amp; warehousing—Con.</b>													
488	Transportation support activities—Con.													
4884	Road transportation support activities	(C)	(D)	(D)	27	20	3	2	2	—	—	—	—	—
48841	Motor vehicle towing	(B)	(D)	(D)	20	15	2	2	1	—	—	—	—	—
488410	Motor vehicle towing	(B)	(D)	(D)	20	15	2	2	1	—	—	—	—	—
48849	Other road transportation support activities	(B)	(D)	(D)	7	5	1	—	1	—	—	—	—	—
488490	Other road transportation support activities	(B)	(D)	(D)	7	5	1	—	1	—	—	—	—	—
4885	Freight transportation arrangement	302	2 042	8 744	51	35	10	4	1	1	—	—	—	—
48851	Freight transportation arrangement	302	2 042	8 744	51	35	10	4	1	1	—	—	—	—
488510	Freight transportation arrangement	302	2 042	8 744	51	35	10	4	1	1	—	—	—	—
4889	Other transportation support activities	(B)	(D)	(D)	4	3	—	1	—	—	—	—	—	—
48899	Other transportation support activities	(B)	(D)	(D)	4	3	—	1	—	—	—	—	—	—
488991	Packing & crating	(B)	(D)	(D)	4	3	—	1	—	—	—	—	—	—
492	Couriers & messengers	745	3 738	15 967	74	42	16	5	7	4	—	—	—	—
4921	Couriers	610	3 121	13 241	40	13	12	5	7	3	—	—	—	—
49211	Couriers	610	3 121	13 241	40	13	12	5	7	3	—	—	—	—
492110	Couriers	610	3 121	13 241	40	13	12	5	7	3	—	—	—	—
4922	Local messengers & local delivery	135	617	2 726	34	29	4	—	—	1	—	—	—	—
49221	Local messengers & local delivery	135	617	2 726	34	29	4	—	—	1	—	—	—	—
492210	Local messengers & local delivery	135	617	2 726	34	29	4	—	—	1	—	—	—	—
493	Warehousing & storage	(B)	(D)	(D)	18	14	2	2	—	—	—	—	—	—
4931	Warehousing & storage	(B)	(D)	(D)	18	14	2	2	—	—	—	—	—	—
49311	General warehousing & storage	(B)	(D)	(D)	8	6	1	1	—	—	—	—	—	—
493110	General warehousing & storage	(B)	(D)	(D)	8	6	1	1	—	—	—	—	—	—
49313	Farm product warehousing & storage	(A)	(D)	(D)	2	—	1	1	—	—	—	—	—	—
493130	Farm product warehousing & storage	(A)	(D)	(D)	2	—	1	1	—	—	—	—	—	—
49319	Other warehousing & storage	(A)	(D)	(D)	8	8	—	—	—	—	—	—	—	—
493190	Other warehousing & storage	(A)	(D)	(D)	8	8	—	—	—	—	—	—	—	—
<b>51</b>	<b>Information</b>	<b>9 433</b>	<b>67 290</b>	<b>271 507</b>	<b>646</b>	<b>312</b>	<b>120</b>	<b>104</b>	<b>72</b>	<b>23</b>	<b>13</b>	<b>1</b>	<b>1</b>	<b>—</b>
511	Publishing industries	2 297	15 023	64 106	154	73	39	23	7	6	5	1	—	—
5111	Newspaper, periodical, book, database publishers	2 007	11 722	50 195	135	62	36	21	6	5	4	1	—	—
51111	Newspaper publishers	1 656	9 414	39 797	81	30	24	15	3	4	4	1	—	—
511110	Newspaper publishers	1 656	9 414	39 797	81	30	24	15	3	4	4	1	—	—
51112	Periodical publishers	189	1 110	4 979	25	15	4	3	2	1	—	—	—	—
511120	Periodical publishers	189	1 110	4 979	25	15	4	3	2	1	—	—	—	—
51113	Book publishers	(B)	(D)	(D)	7	6	—	1	—	—	—	—	—	—
511130	Book publishers	(B)	(D)	(D)	7	6	—	1	—	—	—	—	—	—
51114	Database and directory publishers	(B)	(D)	(D)	11	4	4	2	1	—	—	—	—	—
511140	Database and directory publishers	(B)	(D)	(D)	11	4	4	2	1	—	—	—	—	—
51119	Other publishers	(B)	(D)	(D)	11	7	4	—	—	—	—	—	—	—
511199	All other publishers	(B)	(D)	(D)	11	7	4	—	—	—	—	—	—	—
5112	Software publishers	290	3 301	13 911	19	11	3	2	1	1	1	—	—	—
51121	Software publishers	290	3 301	13 911	19	11	3	2	1	1	1	—	—	—
511210	Software publishers	290	3 301	13 911	19	11	3	2	1	1	1	—	—	—
512	Motion picture & sound recording industries	737	1 661	6 926	84	42	14	17	10	1	—	—	—	—
5121	Motion picture & video industries	(F)	(D)	(D)	78	36	14	17	10	1	—	—	—	—
51211	Motion picture & video production	(B)	(D)	(D)	21	19	1	—	1	—	—	—	—	—
512110	Motion picture & video production	(B)	(D)	(D)	21	19	1	—	1	—	—	—	—	—
51212	Motion picture & video distribution	(A)	(D)	(D)	1	1	—	—	—	—	—	—	—	—
512120	Motion picture & video distribution	(A)	(D)	(D)	1	1	—	—	—	—	—	—	—	—
51213	Motion picture & video exhibition	(F)	(D)	(D)	49	12	10	17	9	1	—	—	—	—
512131	Motion picture theaters (except drive-ins)	(F)	(D)	(D)	47	10	10	17	9	1	—	—	—	—
512132	Drive-in motion picture theaters	(A)	(D)	(D)	2	2	—	—	—	—	—	—	—	—
51219	Postprod & other movie & video industries	(B)	(D)	(D)	7	4	3	—	—	—	—	—	—	—
512191	Teleproduction & oth postproduction services	(B)	(D)	(D)	4	1	3	—	—	—	—	—	—	—
512199	Other motion picture & video industries	(A)	(D)	(D)	3	3	—	—	—	—	—	—	—	—
5122	Sound recording industries	(A)	(D)	(D)	6	6	—	—	—	—	—	—	—	—
51221	Record production	(A)	(D)	(D)	1	1	—	—	—	—	—	—	—	—
512210	Record production	(A)	(D)	(D)	1	1	—	—	—	—	—	—	—	—
51224	Sound recording studios	(A)	(D)	(D)	3	3	—	—	—	—	—	—	—	—
512240	Sound recording studios	(A)	(D)	(D)	3	3	—	—	—	—	—	—	—	—
51229	Other sound recording industries	(A)	(D)	(D)	2	2	—	—	—	—	—	—	—	—
512290	Other sound recording industries	(A)	(D)	(D)	2	2	—	—	—	—	—	—	—	—
513	Broadcasting & telecommunications	4 337	36 685	149 675	314	143	56	56	41	14	4	—	—	—
5131	Radio & television broadcasting	1 241	7 955	32 520	81	23	18	19	17	4	—	—	—	—
51311	Radio broadcasting	667	3 763	16 018	58	16	14	18	10	—	—	—	—	—
513111	Radio networks	(A)	(D)	(D)	1	—	—	1	—	—	—	—	—	—
513112	Radio stations	(F)	(D)	(D)	57	16	14	17	10	—	—	—	—	—
51312	Television broadcasting	574	4 192	16 502	23	7	4	1	7	4	—	—	—	—
513120	Television broadcasting	574	4 192	16 502	23	7	4	1	7	4	—	—	—	—
5132	Cable networks & program distribution	841	4 417	18 757	48	16	6	14	8	4	—	—	—	—
51321	Cable networks	10	40	167	3	3	—	—	—	—	—	—	—	—
513210	Cable networks	10	40	167	3	3	—	—	—	—	—	—	—	—
51322	Cable & other program distribution	831	4 377	18 590	45	13	6	14	8	4	—	—	—	—
513220	Cable & other program distribution	831	4 377	18 590	45	13	6	14	8	4	—	—	—	—
5133	Telecommunications	2 255	24 313	98 398	185	104	32	23	16	6	4	—	—	—
51331	Wired telecommunications carriers	1 821	20 022	81 208	113	64	14	12	13	6	4	—	—	—
513310	Wired telecommunications carriers	1 821	20 022	81 208	113	64	14	12	13	6	4	—	—	—
51332	Wireless telecom carriers (exc satellite)	(E)	(D)	(D)	52	29	14	7	2	—	—	—	—	—
513321	Paging	(B)	(D)	(D)	5	4	—	—	1	—	—	—	—	—
513322	Cellular & other wireless telecommunications	(E)	(D)	(D)	47	25	14	7	1	—	—	—	—	—
51333	Telecommunications resellers	(B)	(D)	(D)	13	8	2	2	1	—	—	—	—	—
513330	Telecommunications resellers	(B)	(D)	(D)	13	8	2	2	1	—	—	—	—	—

See footnotes at end of table.

**Table 2. The State—Employees, Payroll, and Establishments by Industry: 2002—Con.**

[Excludes most government employees, railroad employees, and self-employed persons. Size class 1 to 4 includes establishments with payroll, but no employees, during mid-March pay period. (D) denotes figures withheld to avoid disclosing data for individual companies; the data are included in broader industry totals. For explanation of terms, abbreviations, and data reliability/comparability, see introductory text]

NAICS code	Industry	Number of employees for week including March 12	Payroll (\$1,000)		Total number of establishments	Number of establishments by employment-size class											
			First quarter	Annual		1 to 4	5 to 9	10 to 19	20 to 49	50 to 99	100 to 249	250 to 499	500 to 999	1,000 or more			
<b>51</b>	<b>Information—Con.</b>																
513	Broadcasting & telecommunications—Con.																
5133	Telecommunications—Con.																
51334	Satellite telecommunications .....	(A)	(D)	(D)	2	1	—	1	—	—	—	—	—	—	—	—	—
513340	Satellite telecommunications .....	(A)	(D)	(D)	2	1	—	1	—	—	—	—	—	—	—	—	—
51339	Other telecommunications .....	(B)	(D)	(D)	5	2	2	1	—	—	—	—	—	—	—	—	—
513390	Other telecommunications .....	(B)	(D)	(D)	5	2	2	1	—	—	—	—	—	—	—	—	—
514	Information & data processing services .....	2 062	13 921	50 800	94	54	11	8	14	2	4	—	1	—	—	—	
5141	Information services .....	669	4 472	19 335	51	32	7	5	4	1	2	—	—	—	—	—	
51411	News syndicates .....	(B)	(D)	(D)	3	1	—	1	1	—	—	—	—	—	—	—	—
514110	News syndicates .....	(B)	(D)	(D)	3	1	—	1	1	—	—	—	—	—	—	—	—
51412	Libraries & archives .....	(A)	(D)	(D)	5	5	—	—	—	—	—	—	—	—	—	—	—
514120	Libraries & archives .....	(A)	(D)	(D)	5	5	—	—	—	—	—	—	—	—	—	—	—
51419	Other information services .....	(F)	(D)	(D)	43	26	7	4	3	1	2	—	—	—	—	—	—
514191	On-line information services .....	(F)	(D)	(D)	41	25	7	4	3	—	2	—	—	—	—	—	—
514199	All other information services .....	(B)	(D)	(D)	2	1	—	—	—	1	—	—	—	—	—	—	—
5142	Data processing services .....	1 393	9 449	31 465	43	22	4	3	10	1	2	—	1	—	—	—	
51421	Data processing services .....	1 393	9 449	31 465	43	22	4	3	10	1	2	—	1	—	—	—	
514210	Data processing services .....	1 393	9 449	31 465	43	22	4	3	10	1	2	—	1	—	—	—	
<b>52</b>	<b>Finance &amp; insurance .....</b>	<b>14 323</b>	<b>126 499</b>	<b>502 543</b>	<b>1 830</b>	<b>1 156</b>	<b>323</b>	<b>187</b>	<b>134</b>	<b>15</b>	<b>13</b>	—	<b>2</b>	—	—	—	
521	Monetary authorities - central bank .....	(C)	(D)	(D)	1	—	—	—	—	—	1	—	—	—	—	—	
5211	Monetary authorities - central bank .....	(C)	(D)	(D)	1	—	—	—	—	—	1	—	—	—	—	—	
52111	Monetary authorities - central bank .....	(C)	(D)	(D)	1	—	—	—	—	—	1	—	—	—	—	—	
521110	Monetary authorities - central bank .....	(C)	(D)	(D)	1	—	—	—	—	—	1	—	—	—	—	—	
522	Credit intermediation & related activities .....	7 770	62 485	248 090	714	298	180	127	90	12	7	—	—	—	—	—	
5221	Depository credit intermediation .....	6 572	51 779	206 794	459	123	124	111	83	12	6	—	—	—	—	—	
52211	Commercial banking .....	5 361	44 243	175 473	336	76	89	91	63	11	6	—	—	—	—	—	
522110	Commercial banking .....	5 361	44 243	175 473	336	76	89	91	63	11	6	—	—	—	—	—	
52212	Savings institutions .....	234	1 910	7 721	20	7	4	5	4	—	—	—	—	—	—	—	
522120	Savings institutions .....	234	1 910	7 721	20	7	4	5	4	—	—	—	—	—	—	—	
52213	Credit unions .....	977	5 626	23 600	103	40	31	15	16	1	—	—	—	—	—	—	
522130	Credit unions .....	977	5 626	23 600	103	40	31	15	16	1	—	—	—	—	—	—	
5222	Nondepository credit intermediation .....	1 053	9 830	36 440	196	125	49	14	7	—	1	—	—	—	—	—	
52221	Credit card issuing .....	(A)	(D)	(D)	1	—	1	—	—	—	—	—	—	—	—	—	
522210	Credit card issuing .....	(A)	(D)	(D)	1	—	1	—	—	—	—	—	—	—	—	—	
52222	Sales financing .....	(B)	(D)	(D)	16	11	3	2	—	—	—	—	—	—	—	—	
522220	Sales financing .....	(B)	(D)	(D)	16	11	3	2	—	—	—	—	—	—	—	—	
52229	Other nondepository credit intermediation .....	976	9 190	34 110	179	114	45	12	7	—	1	—	—	—	—	—	
522291	Consumer lending .....	166	1 080	4 740	52	42	9	1	—	—	—	—	—	—	—	—	
522292	Real estate credit .....	553	6 850	24 425	66	33	19	7	6	—	1	—	—	—	—	—	
522294	Secondary market financing .....	(A)	(D)	(D)	1	1	—	—	—	—	—	—	—	—	—	—	
522298	All oth nondepository credit intermediation .....	(E)	(D)	(D)	60	38	17	4	1	—	—	—	—	—	—	—	
5223	Activities related to credit intermediation .....	145	876	4 856	59	50	7	2	—	—	—	—	—	—	—	—	
52231	Mortgage & nonmortgage brokers .....	78	559	3 502	40	35	4	1	—	—	—	—	—	—	—	—	
522310	Mortgage & nonmortgage brokers .....	78	559	3 502	40	35	4	1	—	—	—	—	—	—	—	—	
52232	Financial clearinghouse & reserve activities .....	(A)	(D)	(D)	4	3	—	1	—	—	—	—	—	—	—	—	
522320	Financial clearinghouse & reserve activities .....	(A)	(D)	(D)	4	3	—	1	—	—	—	—	—	—	—	—	
52239	Other credit intermediation activities .....	(B)	(D)	(D)	15	12	3	—	—	—	—	—	—	—	—	—	
522390	Other credit intermediation activities .....	(B)	(D)	(D)	15	12	3	—	—	—	—	—	—	—	—	—	
523	Security, commodity contracts & like activity .....	(G)	(D)	(D)	291	225	28	19	16	1	2	—	—	—	—	—	
5231	Scrtcy & comdty contracts intermed & brokerage .....	939	15 996	61 939	156	112	18	14	11	—	1	—	—	—	—	—	
52311	Investment banking & securities dealing ..	(B)	(D)	(D)	12	7	4	1	—	—	—	—	—	—	—	—	
523110	Investment banking & securities dealing .....	(B)	(D)	(D)	12	7	4	1	—	—	—	—	—	—	—	—	
52312	Securities brokerage .....	859	14 288	56 591	134	97	14	11	11	—	1	—	—	—	—	—	
523120	Securities brokerage .....	859	14 288	56 591	134	97	14	11	11	—	1	—	—	—	—	—	
52313	Commodity contracts dealing .....	(A)	(D)	(D)	1	1	—	—	—	—	—	—	—	—	—	—	
523130	Commodity contracts dealing .....	(A)	(D)	(D)	1	1	—	—	—	—	—	—	—	—	—	—	
52314	Commodity contracts brokerage .....	(B)	(D)	(D)	9	7	—	2	—	—	—	—	—	—	—	—	
523140	Commodity contracts brokerage .....	(B)	(D)	(D)	9	7	—	2	—	—	—	—	—	—	—	—	
5239	Other financial investment activities .....	(F)	(D)	(D)	135	113	10	5	5	1	1	—	—	—	—	—	
52391	Miscellaneous intermediation .....	(B)	(D)	(D)	14	11	1	1	1	—	—	—	—	—	—	—	
523910	Miscellaneous intermediation .....	(B)	(D)	(D)	14	11	1	1	1	—	—	—	—	—	—	—	
52392	Portfolio management .....	311	3 334	11 595	25	18	4	—	1	1	1	—	—	—	—	—	
523920	Portfolio management .....	311	3 334	11 595	25	18	4	—	1	1	1	—	—	—	—	—	
52393	Investment advice .....	171	1 288	5 192	73	66	3	2	2	—	—	—	—	—	—	—	
523930	Investment advice .....	171	1 288	5 192	73	66	3	2	2	—	—	—	—	—	—	—	
52399	All other financial investment activities .....	(B)	(D)	(D)	23	18	2	2	1	—	—	—	—	—	—	—	
523991	Trust, fiduciary & custody activities .....	(B)	(D)	(D)	17	13	1	2	1	—	—	—	—	—	—	—	
523999	Miscellaneous financial investment activities .....	(A)	(D)	(D)	6	5	1	—	—	—	—	—	—	—	—	—	
524	Insurance carriers & related activities .....	4 826	41 179	166 149	822	631	115	41	28	2	3	—	2	—	—	—	
5241	Insurance carriers .....	1 958	17 545	69 241	111	72	16	10	9	1	1	—	2	—	—	—	
52411	Direct life, health, medical insurance carriers .....	1 019	11 073	40 835	34	15	7	4	5	1	1	—	1	—	—	—	
524113	Direct life Insurance carriers .....	(C)	(D)	(D)	20	8	5	3	3	1	—	—	—	—	—	—	
524114	Direct health & medical insurance carriers .....	(F)	(D)	(D)	14	7	2	1	2	—	1	—	1	—	—	—	
52412	Other direct insurance carriers .....	(F)	(D)	(D)	72	53	9	6	3	—	—	—	—	—	—	—	
524126	Direct property & casualty insurance carriers .....	(C)	(D)	(D)	49	39	6	2	2	—	—	—	—	—	—	—	
524127	Direct title insurance carriers .....	(C)	(D)	(D)	20	12	3	4	1	—	—	—	—	—	—	—	
524128	All other direct insurance carriers .....	(F)	(D)	(D)	3	2	—	—	—	—	—	—	—	—	—	—	
52413	Reinsurance carriers .....	(B)	(D)	(D)	5	4	—	—	—	—	—	—	—	—	—	—	
524130	Reinsurance carriers .....	(B)	(D)	(D)	5	4	—	—	—	—	—	—	—	—	—	—	

See footnotes at end of table.

**Table 2. The State—Employees, Payroll, and Establishments by Industry: 2002—Con.**

[Excludes most government employees, railroad employees, and self-employed persons. Size class 1 to 4 includes establishments with payroll, but no employees, during mid-March pay period. (D) denotes figures withheld to avoid disclosing data for individual companies; the data are included in broader industry totals. For explanation of terms, abbreviations, and data reliability/comparability, see introductory text]

NAICS code	Industry	Number of employees for week including March 12	Payroll (\$1,000)		Total number of establishments	Number of establishments by employment-size class								
			First quarter	Annual		1 to 4	5 to 9	10 to 19	20 to 49	50 to 99	100 to 249	250 to 499	500 to 999	1,000 or more
<b>52</b>	<b>Finance &amp; insurance—Con.</b>													
524	Insurance carriers & related activities—Con.													
5242	Agencies & other insurance related activities	2 868	23 634	96 908	711	559	99	31	19	1	2	—	—	—
52421	Insurance agencies & brokerages	2 239	18 498	75 064	653	525	89	24	14	1	—	—	—	—
524210	Insurance agencies & brokerages	2 239	18 498	75 064	653	525	89	24	14	1	—	—	—	—
52429	Other insurance related activities	629	5 136	21 844	58	34	10	7	5	—	2	—	—	—
524291	Claims adjusting	(C)	(D)	(D)	24	17	4	—	3	—	—	—	—	—
524292	Insurance & pension funds, third party admin	(E)	(D)	(D)	24	9	6	5	2	—	2	—	—	—
524298	All other insurance related activities	(B)	(D)	(D)	10	8	—	2	—	—	—	—	—	—
525	Funds, trusts, & other financial vehicles (part)	(A)	(D)	(D)	2	2	—	—	—	—	—	—	—	—
5259	Other investment pools & funds	(A)	(D)	(D)	2	2	—	—	—	—	—	—	—	—
52591	Open-end investment funds	(A)	(D)	(D)	1	1	—	—	—	—	—	—	—	—
525910	Open-end investment funds	(A)	(D)	(D)	1	1	—	—	—	—	—	—	—	—
52593	Real estate investment trusts	(A)	(D)	(D)	1	1	—	—	—	—	—	—	—	—
525930	Real estate investment trusts	(A)	(D)	(D)	1	1	—	—	—	—	—	—	—	—
<b>53</b>	<b>Real estate &amp; rental &amp; leasing</b>	<b>4 791</b>	<b>21 082</b>	<b>111 797</b>	<b>1 421</b>	<b>1 167</b>	<b>165</b>	<b>59</b>	<b>24</b>	<b>4</b>	<b>2</b>	—	—	—
531	Real estate	(H)	(D)	(D)	1 132	1 002	85	27	15	3	—	—	—	—
5311	Lessors of real estate	1 461	5 679	35 225	450	383	43	12	10	2	—	—	—	—
53111	Lessors of residential buildings & dwellings	786	2 966	13 078	205	166	24	7	6	2	—	—	—	—
531110	Lessors of residential buildings & dwellings	786	2 966	13 078	205	166	24	7	6	2	—	—	—	—
53112	Lessors of nonres bldg (exc miniwarehouses)	401	1 796	18 046	127	110	10	4	3	—	—	—	—	—
531120	Lessors of nonres bldg (exc miniwarehouses)	401	1 796	18 046	127	110	10	4	3	—	—	—	—	—
53113	Lessors of miniwarehouses & self storage units	(B)	(D)	(D)	35	34	1	—	—	—	—	—	—	—
531130	Lessors of miniwarehouses & self storage units	(B)	(D)	(D)	35	34	1	—	—	—	—	—	—	—
53119	Lessors of other real estate property	(C)	(D)	(D)	83	73	8	1	1	—	—	—	—	—
531190	Lessors of other real estate property	(C)	(D)	(D)	83	73	8	1	1	—	—	—	—	—
5312	Offices of real estate agents & brokers	801	4 540	21 619	429	403	15	8	3	—	—	—	—	—
53121	Offices of real estate agents & brokers	801	4 540	21 619	429	403	15	8	3	—	—	—	—	—
531210	Offices of real estate agents & brokers	801	4 540	21 619	429	403	15	8	3	—	—	—	—	—
5313	Activities related to real estate	(F)	(D)	(D)	253	216	27	7	2	1	—	—	—	—
53131	Real estate property managers	516	2 305	10 248	112	87	16	6	2	1	—	—	—	—
531311	Residential property managers	342	1 409	6 849	61	44	12	3	1	1	—	—	—	—
531312	Nonresidential property managers	174	896	3 399	51	43	4	3	1	—	—	—	—	—
53132	Offices of real estate appraisers	(C)	(D)	(D)	79	75	3	1	—	—	—	—	—	—
531320	Offices of real estate appraisers	(C)	(D)	(D)	79	75	3	1	—	—	—	—	—	—
53139	Other activities related to real estate	(C)	(D)	(D)	62	54	8	—	—	—	—	—	—	—
531390	Other activities related to real estate	(C)	(D)	(D)	62	54	8	—	—	—	—	—	—	—
532	Rental & leasing services	(G)	(D)	(D)	280	157	80	32	8	1	2	—	—	—
5321	Automotive equipment rental & leasing	433	1 750	8 730	48	20	16	8	3	—	1	—	—	—
53211	Passenger car rental & leasing	(E)	(D)	(D)	33	8	14	7	3	—	1	—	—	—
532111	Passenger car rental	(E)	(D)	(D)	32	8	14	7	2	—	1	—	—	—
532112	Passenger car leasing	(B)	(D)	(D)	1	—	—	—	1	—	—	—	—	—
53212	Truck, utility trailer & RV rental & leasing	(B)	(D)	(D)	15	12	2	1	—	—	—	—	—	—
532120	Truck, utility trailer & RV rental & leasing	(B)	(D)	(D)	15	12	2	1	—	—	—	—	—	—
5322	Consumer goods rental	666	2 127	8 604	134	78	42	12	2	—	—	—	—	—
53221	Consumer electronics & appliances rental	(B)	(D)	(D)	5	3	2	—	—	—	—	—	—	—
532210	Consumer electronics & appliances rental	(B)	(D)	(D)	5	3	2	—	—	—	—	—	—	—
53222	Formal wear & costume rental	(A)	(D)	(D)	4	2	2	—	—	—	—	—	—	—
532220	Formal wear & costume rental	(A)	(D)	(D)	4	2	2	—	—	—	—	—	—	—
53223	Video tape & disc rental	(E)	(D)	(D)	67	29	29	7	2	—	—	—	—	—
532230	Video tape & disc rental	(E)	(D)	(D)	67	29	29	7	2	—	—	—	—	—
53229	Other consumer goods rental	(C)	(D)	(D)	58	44	9	5	—	—	—	—	—	—
532291	Home health equipment rental	(B)	(D)	(D)	26	24	2	—	—	—	—	—	—	—
532292	Recreational goods rental	(B)	(D)	(D)	18	10	4	4	—	—	—	—	—	—
532299	All other consumer goods rental	(B)	(D)	(D)	14	10	3	1	—	—	—	—	—	—
5323	General rental centers	(C)	(D)	(D)	29	15	8	6	—	—	—	—	—	—
53231	General rental centers	(C)	(D)	(D)	29	15	8	6	—	—	—	—	—	—
532310	General rental centers	(C)	(D)	(D)	29	15	8	6	—	—	—	—	—	—
5324	Commercial, industrial equip rental & leasing	479	2 324	16 473	69	44	14	6	3	1	1	—	—	—
53241	Const, trans, mining equip rental & leasing	(C)	(D)	(D)	25	15	5	2	2	1	—	—	—	—
532411	Commercial trans equip (exc MV) rental, lease	(B)	(D)	(D)	2	—	1	—	1	—	—	—	—	—
532412	Const, mining, forestry equip rental & leasing	(C)	(D)	(D)	23	15	4	2	1	1	—	—	—	—
53242	Office machinery & equipment rental & leasing	(A)	(D)	(D)	8	8	—	—	—	—	—	—	—	—
532420	Office machinery & equipment rental & leasing	(A)	(D)	(D)	8	8	—	—	—	—	—	—	—	—
53249	Oth commercial, industrial equip rental, lease	291	1 480	10 071	36	21	9	4	1	—	1	—	—	—
532490	Oth commercial, industrial equip rental, lease	291	1 480	10 071	36	21	9	4	1	—	1	—	—	—
533	Lessors of other nonfinancial intangible asset	(B)	(D)	(D)	9	8	—	—	1	—	—	—	—	—
5331	Lessors of other nonfinancial intangible asset	(B)	(D)	(D)	9	8	—	—	1	—	—	—	—	—
53311	Lessors of other nonfinancial intangible asset	(B)	(D)	(D)	9	8	—	—	1	—	—	—	—	—
533110	Lessors of other nonfinancial intangible asset	(B)	(D)	(D)	9	8	—	—	1	—	—	—	—	—

See footnotes at end of table.

**Table 2. The State—Employees, Payroll, and Establishments by Industry: 2002—Con.**

[Excludes most government employees, railroad employees, and self-employed persons. Size class 1 to 4 includes establishments with payroll, but no employees, during mid-March pay period. (D) denotes figures withheld to avoid disclosing data for individual companies; the data are included in broader industry totals. For explanation of terms, abbreviations, and data reliability/comparability, see introductory text]

NAICS code	Industry	Number of employees for week including March 12	Payroll (\$1,000)		Total number of establishments	Number of establishments by employment-size class									
			First quarter	Annual		1 to 4	5 to 9	10 to 19	20 to 49	50 to 99	100 to 249	250 to 499	500 to 999	1,000 or more	
<b>54</b>	<b>Professional, scientific &amp; technical services</b>	<b>15 491</b>	<b>109 380</b>	<b>491 893</b>	<b>2 931</b>	<b>2 126</b>	<b>464</b>	<b>204</b>	<b>112</b>	<b>10</b>	<b>14</b>	—	<b>1</b>	—	
541	Professional, scientific & technical services	15 491	109 380	491 893	2 931	2 126	464	204	112	10	14	—	1	—	
5411	Legal services	2 949	22 669	113 338	685	514	97	49	24	1	—	—	—	—	
54111	Offices of lawyers	2 612	20 797	103 089	640	490	86	44	19	1	—	—	—	—	
541110	Offices of lawyers	2 612	20 797	103 089	640	490	86	44	19	1	—	—	—	—	
54119	Other legal services	337	1 872	10 249	45	24	11	5	5	—	—	—	—	—	
541191	Title abstract & settlement offices	289	1 627	8 520	35	17	10	4	4	—	—	—	—	—	
541199	All other legal services	68	245	1 729	10	7	1	1	1	—	—	—	—	—	
5412	Accounting, tax prep, bookkeep, payroll services	2 500	14 632	60 266	497	340	91	38	26	2	—	—	—	—	
54121	Accounting, tax prep, bookkeep, payroll services	2 500	14 632	60 266	497	340	91	38	26	2	—	—	—	—	
541211	Offices of certified public accountants	1 651	11 322	48 450	302	201	59	23	17	2	—	—	—	—	
541213	Tax preparation services	(E)	(D)	(D)	69	39	18	7	5	—	—	—	—	—	
541214	Payroll services	(B)	(D)	(D)	10	5	2	1	2	—	—	—	—	—	
541219	Other accounting services	(E)	(D)	(D)	116	95	12	7	2	—	—	—	—	—	
5413	Architectural, engineering & related services	3 491	30 107	143 237	539	347	104	47	34	5	2	—	—	—	
54131	Architectural services	673	5 785	27 835	118	76	31	6	4	—	1	—	—	—	
541310	Architectural services	673	5 785	27 835	118	76	31	6	4	—	1	—	—	—	
54132	Landscape architectural services	(B)	(D)	(D)	34	26	7	1	—	—	—	—	—	—	
541320	Landscape architectural services	(B)	(D)	(D)	34	26	7	1	—	—	—	—	—	—	
54133	Engineering services	2 279	21 107	98 901	253	141	45	34	28	4	1	—	—	—	
541330	Engineering services	2 279	21 107	98 901	253	141	45	34	28	4	1	—	—	—	
54134	Drafting services	25	131	688	11	9	2	—	—	—	—	—	—	—	
541340	Drafting services	25	131	688	11	9	2	—	—	—	—	—	—	—	
54135	Building inspection services	(B)	(D)	(D)	15	14	—	1	—	—	—	—	—	—	
541350	Building inspection services	(B)	(D)	(D)	15	14	—	1	—	—	—	—	—	—	
54136	Geophysical surveying & mapping services	113	687	3 856	34	26	4	3	1	—	—	—	—	—	
541360	Geophysical surveying & mapping services	113	687	3 856	34	26	4	3	1	—	—	—	—	—	
54137	Surveying, mapping (exc geophysical) services	139	679	3 627	54	44	8	2	—	—	—	—	—	—	
541370	Surveying, mapping (exc geophysical) services	139	679	3 627	54	44	8	2	—	—	—	—	—	—	
54138	Testing laboratories	(C)	(D)	(D)	20	11	7	—	1	1	—	—	—	—	
541380	Testing laboratories	(C)	(D)	(D)	20	11	7	—	1	1	—	—	—	—	
5414	Specialized design services	316	1 857	7 723	71	56	11	3	—	—	1	—	—	—	
54141	Interior design services	(B)	(D)	(D)	28	22	6	—	—	—	—	—	—	—	
541410	Interior design services	(B)	(D)	(D)	28	22	6	—	—	—	—	—	—	—	
54142	Industrial design services	(A)	(D)	(D)	2	1	—	1	—	—	—	—	—	—	
541420	Industrial design services	(A)	(D)	(D)	2	1	—	1	—	—	—	—	—	—	
54143	Graphic design services	222	1 360	5 456	37	29	5	2	—	—	1	—	—	—	
541430	Graphic design services	222	1 360	5 456	37	29	5	2	—	—	1	—	—	—	
54149	Other specialized design services	(A)	(D)	(D)	4	4	—	—	—	—	—	—	—	—	
541490	Other specialized design services	(A)	(D)	(D)	4	4	—	—	—	—	—	—	—	—	
5415	Computer systems design & related services	1 812	14 388	56 050	213	171	20	10	7	—	4	—	1	—	
54151	Computer systems design & related services	1 812	14 388	56 050	213	171	20	10	7	—	4	—	1	—	
541511	Custom computer programming services	518	4 848	20 214	97	73	12	6	5	—	1	—	—	—	
541512	Computer systems design services	1 212	8 898	32 557	71	57	4	4	2	—	3	—	1	—	
541513	Computer facilities management services	5	78	291	3	3	—	—	—	—	—	—	—	—	
541519	Other computer related services	77	564	2 988	42	38	4	—	—	—	—	—	—	—	
5416	Management, sci & tech consulting services	1 093	8 721	37 174	371	310	40	17	3	—	1	—	—	—	
54161	Management consulting services	703	6 186	25 429	226	186	28	10	1	—	1	—	—	—	
541611	Admin & gen management consulting services	445	4 265	17 268	119	97	16	4	1	—	1	—	—	—	
541612	Human res & exec search consulting services	(C)	(D)	(D)	28	19	4	5	—	—	—	—	—	—	
541613	Marketing consulting services	(B)	(D)	(D)	46	41	5	—	—	—	—	—	—	—	
541614	Process, phys dist & log consulting services	(B)	(D)	(D)	12	10	2	—	—	—	—	—	—	—	
541618	Other management consulting services	39	297	1 456	21	19	1	1	—	—	—	—	—	—	
54162	Environmental consulting services	229	1 432	6 968	72	59	9	3	1	—	—	—	—	—	
541620	Environmental consulting services	229	1 432	6 968	72	59	9	3	1	—	—	—	—	—	
54169	Oth scientific & technical consulting services	161	1 103	4 777	73	65	3	4	1	—	—	—	—	—	
541690	Oth scientific & technical consulting services	161	1 103	4 777	73	65	3	4	1	—	—	—	—	—	
5417	Scientific R&D services	687	7 100	30 192	71	46	11	8	4	—	2	—	—	—	
54171	R&D in physical, engineering & life sciences	544	6 209	26 484	57	40	7	6	2	—	2	—	—	—	
541710	R&D in physical, engineering & life sciences	544	6 209	26 484	57	40	7	6	2	—	2	—	—	—	
54172	R&D in social sciences & humanities	143	891	3 708	14	6	4	2	2	—	—	—	—	—	
541720	R&D in social sciences & humanities	143	891	3 708	14	6	4	2	2	—	—	—	—	—	
5418	Advertising & related services	700	3 054	11 834	107	76	17	6	5	2	1	—	—	—	
54181	Advertising agencies	172	1 524	5 672	36	27	3	3	3	—	—	—	—	—	
541810	Advertising agencies	172	1 524	5 672	36	27	3	3	3	—	—	—	—	—	
54182	Public relations agencies	11	235	720	8	8	—	—	—	—	—	—	—	—	
541820	Public relations agencies	11	235	720	8	8	—	—	—	—	—	—	—	—	
54183	Media buying agencies	(A)	(D)	(D)	1	1	—	—	—	—	—	—	—	—	
541830	Media buying agencies	(A)	(D)	(D)	1	1	—	—	—	—	—	—	—	—	
54184	Media representatives	(A)	(D)	(D)	5	3	2	—	—	—	—	—	—	—	
541840	Media representatives	(A)	(D)	(D)	5	3	2	—	—	—	—	—	—	—	
54185	Display advertising	(B)	(D)	(D)	6	5	—	1	—	—	—	—	—	—	
541850	Display advertising	(B)	(D)	(D)	6	5	—	1	—	—	—	—	—	—	
54186	Direct mail advertising	(B)	(D)	(D)	7	1	6	—	—	—	—	—	—	—	
541860	Direct mail advertising	(B)	(D)	(D)	7	1	6	—	—	—	—	—	—	—	
54187	Advertising material distribution services	(A)	(D)	(D)	3	3	—	—	—	—	—	—	—	—	

See footnotes at end of table.

**Table 2. The State—Employees, Payroll, and Establishments by Industry: 2002—Con.**

[Excludes most government employees, railroad employees, and self-employed persons. Size class 1 to 4 includes establishments with payroll, but no employees, during mid-March pay period. (D) denotes figures withheld to avoid disclosing data for individual companies; the data are included in broader industry totals. For explanation of terms, abbreviations, and data reliability/comparability, see introductory text]

NAICS code	Industry	Number of employees for week including March 12	Payroll (\$1,000)		Total number of establishments	Number of establishments by employment-size class										
			First quarter	Annual		1 to 4	5 to 9	10 to 19	20 to 49	50 to 99	100 to 249	250 to 499	500 to 999	1,000 or more		
<b>54</b>	<b>Professional, scientific &amp; technical services—Con.</b>															
541	Professional, scientific & technical services—Con.															
5418	Advertising & related services—Con.															
54187	Advertising material distribution services—Con.															
541870	Advertising material distribution services	(A)	(D)	(D)	3	3	—	—	—	—	—	—	—	—	—	—
54189	Other services related to advertising	424	827	3 578	41	28	6	2	2	2	2	1	—	—	—	—
541890	Other services related to advertising	424	827	3 578	41	28	6	2	2	2	2	1	—	—	—	—
5419	Oth professional, scientific, technical services	1 943	6 852	32 079	377	266	73	26	9	—	3	—	—	—	—	—
54191	Marketing research & public opinion polling	(C)	(D)	(D)	12	9	2	—	—	—	1	—	—	—	—	—
541910	Marketing research & public opinion polling	(C)	(D)	(D)	12	9	2	—	—	—	1	—	—	—	—	—
54192	Photographic services	(C)	(D)	(D)	72	64	6	1	1	—	—	—	—	—	—	—
541921	Photography studios, portrait	(C)	(D)	(D)	55	48	6	1	—	—	—	—	—	—	—	—
541922	Commercial photography	(B)	(D)	(D)	17	16	—	—	1	—	—	—	—	—	—	—
54193	Translation & interpretation services	(A)	(D)	(D)	4	4	—	—	—	—	—	—	—	—	—	—
541930	Translation & interpretation services	(A)	(D)	(D)	4	4	—	—	—	—	—	—	—	—	—	—
54194	Veterinary services	1 015	3 839	17 597	191	105	57	23	6	—	—	—	—	—	—	—
541940	Veterinary services	1 015	3 839	17 597	191	105	57	23	6	—	—	—	—	—	—	—
54199	All oth prof, scientific & technical services	526	1 976	9 473	98	84	8	2	2	—	2	—	—	—	—	—
541990	All oth prof, scientific & technical services	526	1 976	9 473	98	84	8	2	2	—	2	—	—	—	—	—
<b>55</b>	<b>Management of companies &amp; enterprises</b>	<b>1 472</b>	<b>17 617</b>	<b>63 403</b>	<b>107</b>	<b>52</b>	<b>17</b>	<b>15</b>	<b>16</b>	<b>6</b>	<b>1</b>	<b>—</b>	<b>—</b>	<b>—</b>	<b>—</b>	<b>—</b>
551	Management of companies & enterprises	1 472	17 617	63 403	107	52	17	15	16	6	1	—	—	—	—	—
5511	Management of companies & enterprises	1 472	17 617	63 403	107	52	17	15	16	6	1	—	—	—	—	—
55111	Management of companies & enterprises	1 472	17 617	63 403	107	52	17	15	16	6	1	—	—	—	—	—
551111	Offices of bank holding companies	(B)	(D)	(D)	12	9	2	—	—	1	—	—	—	—	—	—
551112	Offices of other holding companies	(B)	(D)	(D)	12	10	—	1	1	—	—	—	—	—	—	—
551114	Corp, subsidiary & regional managing offices	1 296	15 730	56 841	83	33	15	14	15	5	1	—	—	—	—	—
<b>56</b>	<b>Admin, support, waste mgt, remediation services</b>	<b>11 872</b>	<b>46 148</b>	<b>211 291</b>	<b>1 260</b>	<b>848</b>	<b>186</b>	<b>98</b>	<b>79</b>	<b>29</b>	<b>16</b>	<b>4</b>	<b>—</b>	<b>—</b>	<b>—</b>	<b>—</b>
561	Administrative & support services	11 234	42 258	194 103	1 171	794	167	91	71	28	16	4	—	—	—	—
5611	Office administrative services	606	4 802	19 653	52	39	4	6	2	—	—	1	—	—	—	—
56111	Office administrative services	606	4 802	19 653	52	39	4	6	2	—	—	1	—	—	—	—
561110	Office administrative services	606	4 802	19 653	52	39	4	6	2	—	—	1	—	—	—	—
5612	Facilities support services	270	2 242	8 004	15	10	2	—	1	1	1	—	—	—	—	—
56121	Facilities support services	270	2 242	8 004	15	10	2	—	1	1	1	—	—	—	—	—
561210	Facilities support services	270	2 242	8 004	15	10	2	—	1	1	1	—	—	—	—	—
5613	Employment services	3 338	11 252	57 168	81	28	10	4	16	16	5	2	—	—	—	—
56131	Employment placement agencies	423	1 385	6 666	27	13	6	2	3	3	—	—	—	—	—	—
561310	Employment placement agencies	423	1 385	6 666	27	13	6	2	3	3	—	—	—	—	—	—
56132	Temporary help services	2 564	8 115	42 235	41	9	2	2	9	13	4	2	—	—	—	—
561320	Temporary help services	2 564	8 115	42 235	41	9	2	2	9	13	4	2	—	—	—	—
56133	Employee leasing services	351	1 752	8 267	13	6	2	—	4	—	1	—	—	—	—	—
561330	Employee leasing services	351	1 752	8 267	13	6	2	—	4	—	1	—	—	—	—	—
5614	Business support services	2 076	6 345	26 122	156	95	25	18	9	3	5	1	—	—	—	—
56141	Document preparation services	(B)	(D)	(D)	24	22	2	—	—	—	—	—	—	—	—	—
561410	Document preparation services	(B)	(D)	(D)	24	22	2	—	—	—	—	—	—	—	—	—
56142	Telephone call centers	(G)	(D)	(D)	25	5	2	6	4	2	5	1	—	—	—	—
561421	Telephone answering services	(C)	(D)	(D)	8	1	1	4	2	—	—	—	—	—	—	—
561422	Telemarketing bureaus	1 303	2 825	10 962	17	4	1	2	2	2	5	1	—	—	—	—
56143	Business service centers	187	716	3 030	37	22	9	6	—	—	—	—	—	—	—	—
561431	Private mail centers	77	209	918	24	18	5	1	—	—	—	—	—	—	—	—
561439	Oth business service centers (incl copy shops)	110	507	2 112	13	4	4	5	—	—	—	—	—	—	—	—
56144	Collection agencies	299	1 595	6 785	35	18	8	4	4	1	—	—	—	—	—	—
561440	Collection agencies	299	1 595	6 785	35	18	8	4	4	1	—	—	—	—	—	—
56145	Credit bureaus	(B)	(D)	(D)	5	3	1	—	1	—	—	—	—	—	—	—
561450	Credit bureaus	(B)	(D)	(D)	5	3	1	—	1	—	—	—	—	—	—	—
56149	Other business support services	(B)	(D)	(D)	30	25	3	2	—	—	—	—	—	—	—	—
561491	Repossession services	(B)	(D)	(D)	7	3	2	—	—	—	—	—	—	—	—	—
561492	Court reporting & stenotype services	(B)	(D)	(D)	15	14	1	—	—	—	—	—	—	—	—	—
561499	All other business support services	(A)	(D)	(D)	8	8	—	—	—	—	—	—	—	—	—	—
5615	Travel arrangement & reservation services	532	2 819	11 087	110	78	18	10	4	—	—	—	—	—	—	—
56151	Travel agencies	341	1 882	7 648	69	48	13	6	2	—	—	—	—	—	—	—
561510	Travel agencies	341	1 882	7 648	69	48	13	6	2	—	—	—	—	—	—	—
56152	Tour operators	72	261	888	19	16	1	1	1	—	—	—	—	—	—	—
561520	Tour operators	72	261	888	19	16	1	1	1	—	—	—	—	—	—	—
56159	Oth travel arrangement & reservation services	119	676	2 551	22	14	4	3	1	—	—	—	—	—	—	—
561591	Convention and visitors bureaus	6	26	120	8	8	—	—	—	—	—	—	—	—	—	—
561599	All oth travel arrange & reservation services	113	650	2 431	14	6	4	3	1	—	—	—	—	—	—	—
5616	Investigation & security services	1 094	5 370	22 047	80	44	12	9	10	3	2	—	—	—	—	—
56161	Investigation, guard & armored car services	777	3 232	13 536	47	24	6	6	8	2	1	—	—	—	—	—
561611	Investigation services	(B)	(D)	(D)	16	15	1	—	—	—	—	—	—	—	—	—
561612	Security guards & patrol services	(F)	(D)	(D)	23	8	2	4	6	2	1	—	—	—	—	—
561613	Armored car services	(C)	(D)	(D)	8	1	3	2	2	—	—	—	—	—	—	—
56162	Security systems services	317	2 138	8 511	33	20	6	3	2	1	1	—	—	—	—	—
561621	Security systems services (except locksmiths)	277	1 900	7 526	17	8	2	3	2	1	1	—	—	—	—	—
561622	Locksmiths	40	238	985	16	12	4	—	—	—	—	—	—	—	—	—

See footnotes at end of table.

**Table 2. The State—Employees, Payroll, and Establishments by Industry: 2002—Con.**

[Excludes most government employees, railroad employees, and self-employed persons. Size class 1 to 4 includes establishments with payroll, but no employees, during mid-March pay period. (D) denotes figures withheld to avoid disclosing data for individual companies; the data are included in broader industry totals. For explanation of terms, abbreviations, and data reliability/comparability, see introductory text]

NAICS code	Industry	Number of employees for week including March 12	Payroll (\$1,000)		Total number of establishments	Number of establishments by employment-size class											
			First quarter	Annual		1 to 4	5 to 9	10 to 19	20 to 49	50 to 99	100 to 249	250 to 499	500 to 999	1,000 or more			
<b>56</b>	<b>Admin, support, waste mgt, remediation services—Con.</b>																
561	Administrative & support services—Con.																
5617	Services to buildings & dwellings.....	2 602	6 828	38 097	576	434	77	33	26	5	1	—	—	—	—	—	—
56171	Exterminating & pest control services.....	34	218	1 099	10	8	1	—	1	—	—	—	—	—	—	—	—
561710	Exterminating & pest control services...	34	218	1 099	10	8	1	—	1	—	—	—	—	—	—	—	—
56172	Janitorial services.....	1 695	3 884	16 929	234	143	49	21	16	4	1	—	—	—	—	—	—
561720	Janitorial services.....	1 695	3 884	16 929	234	143	49	21	16	4	1	—	—	—	—	—	—
56173	Landscaping services.....	527	1 617	14 385	246	215	16	10	5	—	—	—	—	—	—	—	—
561730	Landscaping services.....	527	1 617	14 385	246	215	16	10	5	—	—	—	—	—	—	—	—
56174	Carpet & upholstery cleaning services.....	234	820	4 142	56	44	7	2	2	1	—	—	—	—	—	—	—
561740	Carpet & upholstery cleaning services..	234	820	4 142	56	44	7	2	2	1	—	—	—	—	—	—	—
56179	Other services to buildings & dwellings...	112	289	1 542	30	24	4	—	2	—	—	—	—	—	—	—	—
561790	Other services to buildings & dwellings..	112	289	1 542	30	24	4	—	2	—	—	—	—	—	—	—	—
5619	Other support services.....	716	2 600	11 925	101	66	19	11	3	—	2	—	—	—	—	—	—
56191	Packaging & labeling services.....	(B)	(D)	(D)	2	—	1	—	1	—	—	—	—	—	—	—	—
561910	Packaging & labeling services.....	(B)	(D)	(D)	2	—	1	—	1	—	—	—	—	—	—	—	—
56192	Convention & trade show organizers.....	(B)	(D)	(D)	10	8	1	1	—	—	—	—	—	—	—	—	—
561920	Convention & trade show organizers.....	(B)	(D)	(D)	10	8	1	1	—	—	—	—	—	—	—	—	—
56199	All other support services.....	(F)	(D)	(D)	89	58	17	10	2	—	2	—	—	—	—	—	—
561990	All other support services.....	(F)	(D)	(D)	89	58	17	10	2	—	2	—	—	—	—	—	—
562	Waste management & remediation services...	638	3 890	17 188	89	54	19	7	8	1	—	—	—	—	—	—	—
5621	Waste collection.....	317	2 232	9 692	33	16	10	2	4	1	—	—	—	—	—	—	—
56211	Waste collection.....	317	2 232	9 692	33	16	10	2	4	1	—	—	—	—	—	—	—
562111	Solid waste collection.....	301	2 105	9 159	28	12	9	2	4	1	—	—	—	—	—	—	—
562112	Hazardous waste collection.....	(A)	(D)	(D)	3	2	1	—	—	—	—	—	—	—	—	—	—
562119	Other waste collection.....	(A)	(D)	(D)	2	2	—	—	—	—	—	—	—	—	—	—	—
5622	Waste treatment & disposal.....	(C)	(D)	(D)	15	8	3	1	3	—	—	—	—	—	—	—	—
56221	Waste treatment & disposal.....	(C)	(D)	(D)	15	8	3	1	3	—	—	—	—	—	—	—	—
562211	Hazardous waste treatment & disposal..	(B)	(D)	(D)	1	—	—	—	1	—	—	—	—	—	—	—	—
562212	Solid waste landfill.....	99	606	2 330	12	6	3	1	2	—	—	—	—	—	—	—	—
562219	Other nonhazardous waste treatment & disposal.....	(A)	(D)	(D)	2	2	—	—	—	—	—	—	—	—	—	—	—
5629	Remediation & oth waste management services.....	(C)	(D)	(D)	41	30	6	4	1	—	—	—	—	—	—	—	—
56291	Remediation services.....	(B)	(D)	(D)	7	3	2	1	1	—	—	—	—	—	—	—	—
562910	Remediation services.....	(B)	(D)	(D)	7	3	2	1	1	—	—	—	—	—	—	—	—
56292	Materials recovery facilities.....	(A)	(D)	(D)	3	2	1	—	—	—	—	—	—	—	—	—	—
562920	Materials recovery facilities.....	(A)	(D)	(D)	3	2	1	—	—	—	—	—	—	—	—	—	—
56299	All other waste management services.....	(C)	(D)	(D)	31	25	3	3	—	—	—	—	—	—	—	—	—
562991	Septic tank & related services.....	(B)	(D)	(D)	26	21	3	2	—	—	—	—	—	—	—	—	—
562998	All other miscellaneous waste management.....	(B)	(D)	(D)	5	4	—	1	—	—	—	—	—	—	—	—	—
<b>61</b>	<b>Educational services.....</b>	<b>5 219</b>	<b>21 659</b>	<b>89 708</b>	<b>265</b>	<b>155</b>	<b>39</b>	<b>32</b>	<b>20</b>	<b>7</b>	<b>7</b>	<b>3</b>	<b>2</b>	<b>—</b>	<b>—</b>	<b>—</b>	<b>—</b>
611	Elementary & secondary schools.....	5 219	21 659	89 708	265	155	39	32	20	7	7	3	2	—	—	—	—
6111	Elementary & secondary schools.....	1 733	8 025	31 783	56	16	6	14	12	3	4	1	—	—	—	—	—
61111	Elementary & secondary schools.....	1 733	8 025	31 783	56	16	6	14	12	3	4	1	—	—	—	—	—
611110	Elementary & secondary schools.....	1 733	8 025	31 783	56	16	6	14	12	3	4	1	—	—	—	—	—
6112	Junior colleges.....	549	3 312	14 298	4	—	—	—	—	2	1	1	—	—	—	—	—
61121	Junior colleges.....	549	3 312	14 298	4	—	—	—	—	2	1	1	—	—	—	—	—
611210	Junior colleges.....	549	3 312	14 298	4	—	—	—	—	2	1	1	—	—	—	—	—
6113	Colleges, universities & professional schools.....	2 040	7 233	29 907	12	4	1	—	1	1	2	1	2	—	—	—	—
61131	Colleges, universities & professional schools.....	2 040	7 233	29 907	12	4	1	—	1	1	2	1	2	—	—	—	—
611310	Colleges, universities & professional schools.....	2 040	7 233	29 907	12	4	1	—	1	1	2	1	2	—	—	—	—
6114	Business schools & computer & mgt training.....	(B)	(D)	(D)	15	14	—	1	—	—	—	—	—	—	—	—	—
61142	Computer training.....	14	65	232	7	7	—	—	—	—	—	—	—	—	—	—	—
611420	Computer training.....	14	65	232	7	7	—	—	—	—	—	—	—	—	—	—	—
61143	Professional, management development training.....	(B)	(D)	(D)	8	7	—	1	—	—	—	—	—	—	—	—	—
611430	Professional, management development training.....	(B)	(D)	(D)	8	7	—	1	—	—	—	—	—	—	—	—	—
6115	Technical & trade schools.....	(C)	(D)	(D)	39	27	8	3	1	—	—	—	—	—	—	—	—
61151	Technical & trade schools.....	(C)	(D)	(D)	39	27	8	3	1	—	—	—	—	—	—	—	—
611511	Cosmetology & barber schools.....	(B)	(D)	(D)	12	9	2	—	1	—	—	—	—	—	—	—	—
611512	Flight training.....	(A)	(D)	(D)	2	2	—	—	—	—	—	—	—	—	—	—	—
611513	Apprenticeship training.....	(B)	(D)	(D)	14	11	2	1	—	—	—	—	—	—	—	—	—
611519	Other technical & trade schools.....	(B)	(D)	(D)	11	5	4	2	—	—	—	—	—	—	—	—	—
6116	Other schools & instruction.....	573	1 464	6 428	111	74	20	11	5	1	—	—	—	—	—	—	—
61161	Fine arts schools.....	(B)	(D)	(D)	24	19	3	2	—	—	—	—	—	—	—	—	—
611610	Fine arts schools.....	(B)	(D)	(D)	24	19	3	2	—	—	—	—	—	—	—	—	—
61162	Sports & recreation instruction.....	284	535	1 858	46	33	7	1	4	1	—	—	—	—	—	—	—
611620	Sports & recreation instruction.....	284	535	1 858	46	33	7	1	4	1	—	—	—	—	—	—	—
61163	Language schools.....	(B)	(D)	(D)	8	3	4	1	—	—	—	—	—	—	—	—	—
611630	Language schools.....	(B)	(D)	(D)	8	3	4	1	—	—	—	—	—	—	—	—	—
61169	All other schools & instruction.....	(C)	(D)	(D)	33	19	6	7	1	—	—	—	—	—	—	—	—
611691	Exam preparation & tutoring.....	(B)	(D)	(D)	11	7	1	3	—	—	—	—	—	—	—	—	—
611699	All other miscellaneous schools & instruction.....	(C)	(D)	(D)	22	12	5	4	1	—	—	—	—	—	—	—	—
6117	Educational support services.....	115	717	3 505	28	20	4	3	1	—	—	—	—	—	—	—	—
61171	Educational support services.....	115	717	3 505	28	20	4	3	1	—	—	—	—	—	—	—	—
611710	Educational support services.....	115	717	3 505	28	20	4	3	1	—	—	—	—	—	—	—	—
<b>62</b>	<b>Health care and social assistance.....</b>	<b>50 682</b>	<b>334 601</b>	<b>1 430 404</b>	<b>3 023</b>	<b>1 534</b>	<b>719</b>	<b>380</b>	<b>208</b>	<b>103</b>	<b>56</b>	<b>10</b>	<b>8</b>	<b>5</b>	<b>—</b>	<b>—</b>	<b>—</b>

See footnotes at end of table.



**Table 2. The State—Employees, Payroll, and Establishments by Industry: 2002—Con.**

[Excludes most government employees, railroad employees, and self-employed persons. Size class 1 to 4 includes establishments with payroll, but no employees, during mid-March pay period. (D) denotes figures withheld to avoid disclosing data for individual companies; the data are included in broader industry totals. For explanation of terms, abbreviations, and data reliability/comparability, see introductory text]

NAICS code	Industry	Number of employees for week including March 12	Payroll (\$1,000)		Total number of establishments	Number of establishments by employment-size class								
			First quarter	Annual		1 to 4	5 to 9	10 to 19	20 to 49	50 to 99	100 to 249	250 to 499	500 to 999	1,000 or more
<b>62</b>	<b>Health care and social assistance—Con.</b>													
621	Ambulatory health care services .....	13 137	111 728	521 244	1 748	963	498	174	89	18	3	1	2	—
6211	Offices of physicians .....	5 095	65 544	314 071	580	319	144	64	44	6	1	1	1	—
62111	Offices of physicians .....	5 095	65 544	314 071	580	319	144	64	44	6	1	1	1	—
621111	Offices of physicians (exc mental health) .....	(I)	(D)	(D)	559	300	143	63	44	6	1	1	1	—
621112	Offices of physicians, mental health .....	(B)	(D)	(D)	21	19	1	1	—	—	—	—	—	—
6212	Offices of dentists .....	2 360	14 916	72 468	405	146	223	33	3	—	—	—	—	—
62121	Offices of dentists .....	2 360	14 916	72 468	405	146	223	33	3	—	—	—	—	—
621210	Offices of dentists .....	2 360	14 916	72 468	405	146	223	33	3	—	—	—	—	—
6213	Offices of other health practitioners .....	2 079	11 517	49 067	521	393	83	31	14	—	—	—	—	—
62131	Offices of chiropractors .....	454	1 809	7 938	155	135	15	4	1	—	—	—	—	—
621310	Offices of chiropractors .....	454	1 809	7 938	155	135	15	4	1	—	—	—	—	—
62132	Offices of optometrists .....	435	2 355	9 759	99	64	27	7	1	—	—	—	—	—
621320	Offices of optometrists .....	435	2 355	9 759	99	64	27	7	1	—	—	—	—	—
62133	Offices of other mental health practitioners .....	538	2 927	12 148	85	59	8	9	9	—	—	—	—	—
621330	Offices of other mental health practitioners .....	538	2 927	12 148	85	59	8	9	9	—	—	—	—	—
62134	Offices of PT, OT, speech therapy & audiology .....	439	2 698	11 904	101	66	24	8	3	—	—	—	—	—
621340	Offices of PT, OT, speech therapy & audiology .....	439	2 698	11 904	101	66	24	8	3	—	—	—	—	—
62139	Offices of all other health practitioners .....	213	1 728	7 318	81	69	9	3	—	—	—	—	—	—
621391	Offices of podiatrists .....	68	407	1 932	19	14	4	1	—	—	—	—	—	—
621399	Offices of all other misc health practitioners .....	145	1 321	5 386	62	55	5	2	—	—	—	—	—	—
6214	Outpatient care centers .....	1 627	10 990	45 517	119	49	28	20	13	8	1	—	—	—
62141	Family planning centers .....	(B)	(D)	(D)	15	5	7	3	—	—	—	—	—	—
621410	Family planning centers .....	(B)	(D)	(D)	15	5	7	3	—	—	—	—	—	—
62142	Outpatient mental health, substance abuse ctrs .....	718	4 406	17 604	56	30	11	7	2	6	—	—	—	—
621420	Outpatient mental health, substance abuse ctrs .....	718	4 406	17 604	56	30	11	7	2	6	—	—	—	—
62149	Other outpatient care centers .....	(F)	(D)	(D)	48	14	10	10	11	2	1	—	—	—
621492	Kidney dialysis centers .....	(B)	(D)	(D)	4	1	1	1	1	—	—	—	—	—
621493	Freestanding ambulatory surgery, emergency ctr .....	(C)	(D)	(D)	14	3	2	3	6	—	—	—	—	—
621498	All other outpatient care centers .....	531	3 691	16 370	30	10	7	6	4	2	1	—	—	—
6215	Medical & diagnostic laboratories .....	190	1 379	6 937	25	16	4	3	1	1	—	—	—	—
62151	Medical & diagnostic laboratories .....	190	1 379	6 937	25	16	4	3	1	1	—	—	—	—
621511	Medical laboratories .....	(C)	(D)	(D)	8	1	2	3	1	1	—	—	—	—
621512	Diagnostic Imaging centers .....	(B)	(D)	(D)	17	15	2	—	—	—	—	—	—	—
6216	Home health care services .....	1 376	5 640	24 637	63	22	12	16	11	—	1	—	1	—
62161	Home health care services .....	1 376	5 640	24 637	63	22	12	16	11	—	1	—	1	—
621610	Home health care services .....	1 376	5 640	24 637	63	22	12	16	11	—	1	—	1	—
6219	Other ambulatory health care services .....	410	1 742	8 547	35	18	4	7	3	3	—	—	—	—
62191	Ambulance services .....	298	1 102	5 777	21	7	4	6	2	2	—	—	—	—
621910	Ambulance services .....	298	1 102	5 777	21	7	4	6	2	2	—	—	—	—
62199	All other ambulatory health care services .....	112	640	2 770	14	11	—	1	1	1	—	—	—	—
621991	Blood & organ banks .....	(B)	(D)	(D)	1	—	—	—	—	1	—	—	—	—
621999	All oth misc ambulatory health care services .....	(B)	(D)	(D)	13	11	—	1	1	—	—	—	—	—
622	Hospitals .....	18 503	151 600	615 806	65	1	1	9	12	25	5	6	5	—
6221	General medical & surgical hospitals .....	17 671	145 036	588 861	60	1	—	8	12	23	4	6	5	—
62211	General medical & surgical hospitals .....	17 671	145 036	588 861	60	1	—	8	12	23	4	6	5	—
622110	General medical & surgical hospitals .....	17 671	145 036	588 861	60	1	—	8	12	23	4	6	5	—
6222	Psychiatric & substance abuse hospitals .....	832	6 564	26 945	5	—	—	1	1	—	2	1	—	—
62221	Psychiatric & substance abuse hospitals .....	832	6 564	26 945	5	—	—	1	1	—	2	1	—	—
622210	Psychiatric & substance abuse hospitals .....	832	6 564	26 945	5	—	—	1	1	—	2	1	—	—
623	Nursing & residential care facilities .....	9 544	39 087	162 520	310	52	56	101	36	43	19	3	—	—
6231	Nursing care facilities .....	4 763	21 350	87 940	67	7	2	4	9	29	15	1	—	—
62311	Nursing care facilities .....	4 763	21 350	87 940	67	7	2	4	9	29	15	1	—	—
623110	Nursing care facilities .....	4 763	21 350	87 940	67	7	2	4	9	29	15	1	—	—
6232	Residential mental retardation, health facil .....	1 694	6 152	25 408	108	12	25	57	10	3	—	1	—	—
62321	Residential mental retardation facilities .....	902	3 180	13 250	72	8	21	38	2	3	—	—	—	—
623210	Residential mental retardation facilities .....	902	3 180	13 250	72	8	21	38	2	3	—	—	—	—
62322	Residential mental health, subst abuse facil .....	792	2 972	12 158	36	4	4	19	8	—	—	1	—	—
623220	Residential mental health, subst abuse facil .....	792	2 972	12 158	36	4	4	19	8	—	—	1	—	—
6233	Community care facilities for the elderly .....	2 353	8 400	35 959	98	27	19	26	13	10	2	1	—	—
62331	Community care facilities for the elderly .....	2 353	8 400	35 959	98	27	19	26	13	10	2	1	—	—
623311	Continuing care retirement communities .....	1 210	4 710	20 786	29	4	4	6	8	5	1	1	—	—
623312	Homes for the elderly .....	1 143	3 690	15 173	69	23	15	20	5	5	1	—	—	—
6239	Other residential care facilities .....	734	3 185	13 213	37	6	10	14	4	1	2	—	—	—
62399	Other residential care facilities .....	734	3 185	13 213	37	6	10	14	4	1	2	—	—	—
623990	Other residential care facilities .....	734	3 185	13 213	37	6	10	14	4	1	2	—	—	—
624	Social assistance .....	9 498	32 186	130 834	900	518	164	104	74	30	9	1	—	—
6241	Individual & family services .....	5 103	18 585	75 327	353	177	52	53	46	18	7	—	—	—
62411	Child & youth services .....	588	2 385	9 631	62	34	13	8	5	1	1	—	—	—
624110	Child & youth services .....	588	2 385	9 631	62	34	13	8	5	1	1	—	—	—
62412	Services for elderly & disabled persons .....	2 424	7 195	28 606	124	50	18	20	23	10	3	—	—	—
624120	Services for elderly & disabled persons .....	2 424	7 195	28 606	124	50	18	20	23	10	3	—	—	—
62419	Other individual & family services .....	2 091	9 005	37 090	167	93	21	25	18	7	3	—	—	—
624190	Other individual & family services .....	2 091	9 005	37 090	167	93	21	25	18	7	3	—	—	—

See footnotes at end of table.

**Table 2. The State—Employees, Payroll, and Establishments by Industry: 2002—Con.**

[Excludes most government employees, railroad employees, and self-employed persons. Size class 1 to 4 includes establishments with payroll, but no employees, during mid-March pay period. (D) denotes figures withheld to avoid disclosing data for individual companies; the data are included in broader industry totals. For explanation of terms, abbreviations, and data reliability/comparability, see introductory text.]

NAICS code	Industry	Number of employees for week including March 12	Payroll (\$1,000)		Total number of establishments	Number of establishments by employment-size class										
			First quarter	Annual		1 to 4	5 to 9	10 to 19	20 to 49	50 to 99	100 to 249	250 to 499	500 to 999	1,000 or more		
<b>62</b>	<b>Health care and social assistance—Con.</b>															
624	Social assistance—Con.															
6242	Community, emergency & other relief services	594	1 951	8 156	79	45	21	8	3	2	—	—	—	—	—	—
62421	Community food services (C)	(D)	(D)	(D)	34	20	12	2	—	—	—	—	—	—	—	—
624210	Community food services (C)	(D)	(D)	(D)	34	20	12	2	—	—	—	—	—	—	—	—
62422	Community housing services	387	1 338	5 728	29	13	5	6	3	2	—	—	—	—	—	—
624221	Temporary shelters	256	816	3 482	21	9	4	4	3	1	—	—	—	—	—	—
624229	Other community housing services	131	522	2 246	8	4	1	2	—	1	—	—	—	—	—	—
62423	Emergency & other relief services (B)	(D)	(D)	(D)	16	12	4	—	—	—	—	—	—	—	—	—
624230	Emergency & other relief services (B)	(D)	(D)	(D)	16	12	4	—	—	—	—	—	—	—	—	—
6243	Vocational rehabilitation services	1 454	5 586	23 069	71	32	16	7	11	2	2	1	—	—	—	—
62431	Vocational rehabilitation services	1 454	5 586	23 069	71	32	16	7	11	2	2	1	—	—	—	—
624310	Vocational rehabilitation services	1 454	5 586	23 069	71	32	16	7	11	2	2	1	—	—	—	—
6244	Child day care services	2 347	6 064	24 282	397	264	75	36	14	8	—	—	—	—	—	—
62441	Child day care services	2 347	6 064	24 282	397	264	75	36	14	8	—	—	—	—	—	—
624410	Child day care services	2 347	6 064	24 282	397	264	75	36	14	8	—	—	—	—	—	—
<b>71</b>	<b>Arts, entertainment &amp; recreation</b>	<b>7 522</b>	<b>22 324</b>	<b>104 520</b>	<b>896</b>	<b>535</b>	<b>144</b>	<b>112</b>	<b>83</b>	<b>15</b>	<b>6</b>	<b>1</b>	—	—	—	—
711	Performing arts, spectator sports & related industries	517	1 481	9 806	139	121	10	3	3	1	1	—	—	—	—	—
7111	Performing arts companies (E)	(D)	(D)	(D)	37	29	4	—	2	1	1	—	—	—	—	—
71111	Theater companies & dinner theaters	260	607	3 013	21	15	3	—	1	1	1	—	—	—	—	—
711110	Theater companies & dinner theaters	260	607	3 013	21	15	3	—	1	1	1	—	—	—	—	—
71112	Dance companies (A)	(D)	(D)	(D)	1	1	—	—	—	—	—	—	—	—	—	—
711120	Dance companies (A)	(D)	(D)	(D)	1	1	—	—	—	—	—	—	—	—	—	—
71113	Musical groups & artists	48	166	719	13	11	1	—	1	—	—	—	—	—	—	—
711130	Musical groups & artists	48	166	719	13	11	1	—	1	—	—	—	—	—	—	—
71119	Other performing arts companies (A)	(D)	(D)	(D)	2	2	—	—	—	—	—	—	—	—	—	—
711190	Other performing arts companies (A)	(D)	(D)	(D)	2	2	—	—	—	—	—	—	—	—	—	—
7112	Spectator sports (A)	(D)	(D)	(D)	11	11	—	—	—	—	—	—	—	—	—	—
71121	Spectator sports (A)	(D)	(D)	(D)	11	11	—	—	—	—	—	—	—	—	—	—
711211	Sports teams and clubs (A)	(D)	(D)	(D)	3	3	—	—	—	—	—	—	—	—	—	—
711212	Racetracks (A)	(D)	(D)	(D)	2	2	—	—	—	—	—	—	—	—	—	—
711219	Other spectator sports (A)	(D)	(D)	(D)	6	6	—	—	—	—	—	—	—	—	—	—
7113	Promoters of entertainment events	79	271	1 855	23	19	2	1	1	—	—	—	—	—	—	—
71131	Promoters of entertainment events with facility (A)	(D)	(D)	(D)	5	4	1	—	—	—	—	—	—	—	—	—
711310	Promoters of entertainment events with facility (A)	(D)	(D)	(D)	5	4	1	—	—	—	—	—	—	—	—	—
71132	Promoters of entertainment events without facility (B)	(D)	(D)	(D)	18	15	1	1	1	—	—	—	—	—	—	—
711320	Promoters of entertainment events without facility (B)	(D)	(D)	(D)	18	15	1	1	1	—	—	—	—	—	—	—
7114	Agents, managers for artists & other public figures (A)	(D)	(D)	(D)	8	6	2	—	—	—	—	—	—	—	—	—
71141	Agents, managers for artists & other public figures (A)	(D)	(D)	(D)	8	6	2	—	—	—	—	—	—	—	—	—
711410	Agents, managers for artists & other public figures (A)	(D)	(D)	(D)	8	6	2	—	—	—	—	—	—	—	—	—
7115	Independent artists, writers & performers	98	323	1 592	60	56	2	2	—	—	—	—	—	—	—	—
71151	Independent artists, writers & performers	98	323	1 592	60	56	2	2	—	—	—	—	—	—	—	—
711510	Independent artists, writers & performers	98	323	1 592	60	56	2	2	—	—	—	—	—	—	—	—
712	Museums, historical sites & like institutions	287	973	4 367	60	38	14	5	3	—	—	—	—	—	—	—
7121	Museums, historical sites & like institutions	287	973	4 367	60	38	14	5	3	—	—	—	—	—	—	—
71211	Museums	205	707	3 134	42	27	10	3	2	—	—	—	—	—	—	—
712110	Museums	205	707	3 134	42	27	10	3	2	—	—	—	—	—	—	—
71212	Historical sites (B)	(D)	(D)	(D)	9	5	3	1	—	—	—	—	—	—	—	—
712120	Historical sites (B)	(D)	(D)	(D)	9	5	3	1	—	—	—	—	—	—	—	—
71213	Zoos & botanical gardens (B)	(D)	(D)	(D)	1	—	—	—	1	—	—	—	—	—	—	—
712130	Zoos & botanical gardens (B)	(D)	(D)	(D)	1	—	—	—	1	—	—	—	—	—	—	—
71219	Nature parks & other similar institutions	23	114	493	8	6	1	1	—	—	—	—	—	—	—	—
712190	Nature parks & other similar institutions	23	114	493	8	6	1	1	—	—	—	—	—	—	—	—
713	Amusement, gambling & recreation industries	6 718	19 870	90 347	697	376	120	104	77	14	5	1	—	—	—	—
7131	Amusement parks & arcades (B)	(D)	(D)	(D)	9	5	3	1	—	—	—	—	—	—	—	—
71311	Amusement & theme parks (A)	(D)	(D)	(D)	3	3	—	—	—	—	—	—	—	—	—	—
713110	Amusement & theme parks (A)	(D)	(D)	(D)	3	3	—	—	—	—	—	—	—	—	—	—
71312	Amusement arcades (B)	(D)	(D)	(D)	6	2	3	1	—	—	—	—	—	—	—	—
713120	Amusement arcades (B)	(D)	(D)	(D)	6	2	3	1	—	—	—	—	—	—	—	—
7132	Gambling industries (H)	(D)	(D)	(D)	205	55	55	58	32	4	1	—	—	—	—	—
71321	Casinos (except hotel casinos) (C)	(D)	(D)	(D)	19	7	5	4	2	1	—	—	—	—	—	—
713210	Casinos (except hotel casinos) (C)	(D)	(D)	(D)	19	7	5	4	2	1	—	—	—	—	—	—
71329	Other gambling industries	2 324	7 358	31 245	186	48	50	54	30	3	1	—	—	—	—	—
713290	Other gambling industries	2 324	7 358	31 245	186	48	50	54	30	3	1	—	—	—	—	—
7139	Other amusement & recreation industries	4 161	11 928	56 333	483	316	62	45	45	10	4	1	—	—	—	—
71391	Golf courses & country clubs	574	2 406	16 607	76	48	11	9	6	2	—	—	—	—	—	—
713910	Golf courses & country clubs	574	2 406	16 607	76	48	11	9	6	2	—	—	—	—	—	—
71392	Skiing facilities	902	2 361	4 779	16	6	—	1	4	2	2	1	—	—	—	—
713920	Skiing facilities	902	2 361	4 779	16	6	—	1	4	2	2	1	—	—	—	—
71393	Marinas	19	57	522	16	15	—	1	—	—	—	—	—	—	—	—
713930	Marinas	19	57	522	16	15	—	1	—	—	—	—	—	—	—	—
71394	Fitness & recreational sports centers	1 498	3 357	15 223	113	61	14	14	16	6	2	—	—	—	—	—
713940	Fitness & recreational sports centers	1 498	3 357	15 223	113	61	14	14	16	6	2	—	—	—	—	—
71395	Bowling centers	617	1 569	6 076	47	11	11	11	14	—	—	—	—	—	—	—
713950	Bowling centers	617	1 569	6 076	47	11	11	11	14	—	—	—	—	—	—	—
71399	All other amusement & recreation industries	551	2 178	13 126	215	175	26	9	5	—	—	—	—	—	—	—
713990	All other amusement & recreation industries	551	2 178	13 126	215	175	26	9	5	—	—	—	—	—	—	—

See footnotes at end of table.

**Table 2. The State—Employees, Payroll, and Establishments by Industry: 2002—Con.**

[Excludes most government employees, railroad employees, and self-employed persons. Size class 1 to 4 includes establishments with payroll, but no employees, during mid-March pay period. (D) denotes figures withheld to avoid disclosing data for individual companies; the data are included in broader industry totals. For explanation of terms, abbreviations, and data reliability/comparability, see introductory text]

NAICS code	Industry	Number of employees for week including March 12	Payroll (\$1,000)		Total number of establishments	Number of establishments by employment-size class								
			First quarter	Annual		1 to 4	5 to 9	10 to 19	20 to 49	50 to 99	100 to 249	250 to 499	500 to 999	1,000 or more
<b>72</b>	<b>Accommodation &amp; food services .....</b>	<b>40 568</b>	<b>94 768</b>	<b>419 841</b>	<b>3 230</b>	<b>1 279</b>	<b>638</b>	<b>647</b>	<b>556</b>	<b>89</b>	<b>20</b>	—	<b>1</b>	—
721	Accommodation .....	9 198	27 065	120 036	706	364	93	138	75	23	12	—	1	—
7211	Traveler accommodation .....	8 783	25 582	108 941	568	246	82	131	74	22	12	—	1	—
72111	Hotels (exc casino hotels) & motels .....	8 239	24 177	102 253	506	200	74	128	71	21	11	—	1	—
721110	Hotels (exc casino hotels) & motels .....	8 239	24 177	102 253	506	200	74	128	71	21	11	—	1	—
72112	Casino hotels .....	(E)	(D)	(D)	10	—	2	3	3	1	1	—	—	—
721120	Casino hotels .....	(E)	(D)	(D)	10	—	2	3	3	1	1	—	—	—
72119	Other traveler accommodation .....	(B)	(D)	(D)	52	46	6	—	—	—	—	—	—	—
721191	Bed & breakfast inns .....	(B)	(D)	(D)	29	24	5	—	—	—	—	—	—	—
721199	All other traveler accommodation .....	(B)	(D)	(D)	23	22	1	—	—	—	—	—	—	—
7212	RV parks & recreational camps .....	(E)	(D)	(D)	115	98	8	7	1	1	—	—	—	—
72121	RV parks & recreational camps .....	(E)	(D)	(D)	115	98	8	7	1	1	—	—	—	—
721211	RV parks & campgrounds .....	(C)	(D)	(D)	49	42	2	4	1	—	—	—	—	—
721214	Recreational, vacation camps (exc campgrounds) .....	216	1 087	7 514	66	56	6	3	—	1	—	—	—	—
7213	Rooming & boarding houses .....	(B)	(D)	(D)	23	20	3	—	—	—	—	—	—	—
72131	Rooming & boarding houses .....	(B)	(D)	(D)	23	20	3	—	—	—	—	—	—	—
721310	Rooming & boarding houses .....	(B)	(D)	(D)	23	20	3	—	—	—	—	—	—	—
722	Food services & drinking places .....	31 370	67 703	299 805	2 524	915	545	509	481	66	8	—	—	—
7221	Full-service restaurants .....	15 038	34 849	154 290	962	277	183	227	225	44	6	—	—	—
72211	Full-service restaurants .....	15 038	34 849	154 290	962	277	183	227	225	44	6	—	—	—
722110	Full-service restaurants .....	15 038	34 849	154 290	962	277	183	227	225	44	6	—	—	—
7222	Limited-service eating places .....	11 426	22 049	97 536	881	293	180	180	207	21	—	—	—	—
72221	Limited-service eating places .....	11 426	22 049	97 536	881	293	180	180	207	21	—	—	—	—
722211	Limited-service restaurants .....	9 992	19 605	85 980	676	179	131	154	194	18	—	—	—	—
722212	Cafeterias .....	120	319	1 565	17	10	5	—	2	—	—	—	—	—
722213	Snack & nonalcoholic beverage bars .....	1 314	2 125	9 991	188	104	44	26	11	3	—	—	—	—
7223	Special food services .....	696	1 232	6 764	64	45	6	5	5	1	2	—	—	—
72231	Food service contractors .....	(F)	(D)	(D)	26	13	2	3	5	1	2	—	—	—
722310	Food service contractors .....	(F)	(D)	(D)	26	13	2	3	5	1	2	—	—	—
72232	Caterers .....	58	96	607	29	24	3	2	—	—	—	—	—	—
722320	Caterers .....	58	96	607	29	24	3	2	—	—	—	—	—	—
72233	Mobile food services .....	(A)	(D)	(D)	9	8	1	—	—	—	—	—	—	—
722330	Mobile food services .....	(A)	(D)	(D)	9	8	1	—	—	—	—	—	—	—
7224	Drinking places (alcoholic beverages) .....	4 210	9 573	41 215	617	300	176	97	44	—	—	—	—	—
72241	Drinking places (alcoholic beverages) .....	4 210	9 573	41 215	617	300	176	97	44	—	—	—	—	—
722410	Drinking places (alcoholic beverages) .....	4 210	9 573	41 215	617	300	176	97	44	—	—	—	—	—
<b>81</b>	<b>Other services (except public administration) .....</b>	<b>14 799</b>	<b>60 948</b>	<b>260 502</b>	<b>3 074</b>	<b>2 059</b>	<b>645</b>	<b>271</b>	<b>86</b>	<b>12</b>	<b>1</b>	—	—	—
811	Repair & maintenance .....	4 649	23 437	102 585	1 118	784	227	83	22	2	—	—	—	—
8111	Automotive repair & maintenance .....	3 518	17 430	75 116	796	536	179	61	19	1	—	—	—	—
81111	Automotive mechanical & electrical R&M .....	1 503	7 779	33 322	443	331	88	20	4	—	—	—	—	—
811111	General automotive repair .....	1 157	5 938	25 605	361	275	70	13	3	—	—	—	—	—
811112	Automotive exhaust system repair .....	99	449	2 013	21	13	5	2	1	—	—	—	—	—
811113	Automotive transmission repair .....	109	720	2 881	22	14	5	3	—	—	—	—	—	—
811118	Other automotive mechanical & electrical R&M .....	138	672	2 823	39	29	8	2	—	—	—	—	—	—
81112	Automotive body, paint, interior & glass repair .....	1 164	6 998	29 961	218	128	56	25	9	—	—	—	—	—
811121	Automotive body, paint & interior R&M .....	1 027	6 146	26 283	173	93	47	24	9	—	—	—	—	—
811122	Automotive glass replacement shops .....	137	852	3 678	45	35	9	1	—	—	—	—	—	—
81119	Other automotive R&M .....	851	2 653	11 833	135	77	35	16	6	1	—	—	—	—
811191	Automotive oil change & lubrication shops .....	372	1 238	5 395	51	19	24	7	—	1	—	—	—	—
811192	Car washes .....	442	1 250	5 750	72	49	8	9	6	—	—	—	—	—
811198	All other automotive R&M .....	37	165	688	12	9	3	—	—	—	—	—	—	—
8112	Electronic & precision equipment R&M .....	189	1 052	4 082	51	38	9	3	1	—	—	—	—	—
81121	Electronic & precision equipment R&M .....	189	1 052	4 082	51	38	9	3	1	—	—	—	—	—
811211	Consumer electronics R&M .....	(B)	(D)	(D)	14	10	4	—	—	—	—	—	—	—
811212	Computer & office machine R&M .....	(B)	(D)	(D)	16	12	3	—	1	—	—	—	—	—
811213	Communication equipment R&M .....	(B)	(D)	(D)	10	6	2	2	—	—	—	—	—	—
811219	Other electronic & precision equipment R&M .....	(B)	(D)	(D)	11	10	—	1	—	—	—	—	—	—
8113	Commercial equipment (exc auto & elec) R&M .....	621	3 632	17 569	147	104	29	11	2	1	—	—	—	—
81131	Commercial equipment (exc auto & elec) R&M .....	621	3 632	17 569	147	104	29	11	2	1	—	—	—	—
811310	Commercial equipment (exc auto & elec) R&M .....	621	3 632	17 569	147	104	29	11	2	1	—	—	—	—
8114	Personal & household goods R&M .....	321	1 323	5 818	124	106	10	8	—	—	—	—	—	—
81141	Home, garden equipment & appliance R&M .....	(C)	(D)	(D)	34	27	3	4	—	—	—	—	—	—
811411	Home & garden equipment R&M .....	(B)	(D)	(D)	11	10	—	1	—	—	—	—	—	—
811412	Appliance repair & maintenance .....	(B)	(D)	(D)	23	17	3	3	—	—	—	—	—	—
81142	Reupholstery & furniture repair .....	69	281	1 177	25	21	2	2	—	—	—	—	—	—
811420	Reupholstery & furniture repair .....	69	281	1 177	25	21	2	2	—	—	—	—	—	—
81143	Footwear & leather goods repair .....	13	53	210	9	9	—	—	—	—	—	—	—	—
811430	Footwear & leather goods repair .....	13	53	210	9	9	—	—	—	—	—	—	—	—
81149	Other personal & household goods R&M .....	(C)	(D)	(D)	56	49	5	2	—	—	—	—	—	—
811490	Other personal & household goods R&M .....	(C)	(D)	(D)	56	49	5	2	—	—	—	—	—	—
812	Personal & laundry services .....	2 856	9 967	43 216	580	390	115	54	18	3	—	—	—	—
8121	Personal care services .....	(G)	(D)	(D)	231	158	45	23	5	—	—	—	—	—
81211	Hair, nail & skin care services .....	(F)	(D)	(D)	199	137	40	20	2	—	—	—	—	—
812111	Barber shops .....	(A)	(D)	(D)	8	7	1	—	—	—	—	—	—	—
812112	Beauty salons .....	(F)	(D)	(D)	184	125	38	19	2	—	—	—	—	—
812113	Nail salons .....	(B)	(D)	(D)	7	5	1	1	—	—	—	—	—	—
81219	Other personal care services .....	(C)	(D)	(D)	32	21	5	3	3	—	—	—	—	—
812191	Diet & weight reducing centers .....	(C)	(D)	(D)	9	2	2	2	3	—	—	—	—	—
812199	Other personal care services .....	(B)	(D)	(D)	23	19	3	1	—	—	—	—	—	—

See footnotes at end of table.

**Table 2. The State—Employees, Payroll, and Establishments by Industry: 2002—Con.**

[Excludes most government employees, railroad employees, and self-employed persons. Size class 1 to 4 includes establishments with payroll, but no employees, during mid-March pay period. (D) denotes figures withheld to avoid disclosing data for individual companies; the data are included in broader industry totals. For explanation of terms, abbreviations, and data reliability/comparability, see introductory text]

NAICS code	Industry	Number of employees for week including March 12	Payroll (\$1,000)		Total number of establishments	Number of establishments by employment-size class										
			First quarter	Annual		1 to 4	5 to 9	10 to 19	20 to 49	50 to 99	100 to 249	250 to 499	500 to 999	1,000 or more		
<b>81</b>	<b>Other services (except public administration)—Con.</b>															
812	Personal & laundry services—Con.															
8122	Death care services .....	380	1 936	8 605	90	61	18	10	1	—	—	—	—	—	—	—
81221	Funeral homes .....	297	1 627	7 110	58	33	14	10	1	—	—	—	—	—	—	—
812210	Funeral homes .....	297	1 627	7 110	58	33	14	10	1	—	—	—	—	—	—	—
81222	Cemeteries & crematories .....	83	309	1 495	32	28	4	—	—	—	—	—	—	—	—	—
812220	Cemeteries & crematories .....	83	309	1 495	32	28	4	—	—	—	—	—	—	—	—	—
8123	Drycleaning & laundry services .....	907	3 200	13 655	108	58	25	13	9	3	—	—	—	—	—	—
81231	Coin-operated laundries & drycleaners ..	179	408	1 737	44	28	11	5	—	—	—	—	—	—	—	—
812310	Coin-operated laundries & drycleaners ..	179	408	1 737	44	28	11	5	—	—	—	—	—	—	—	—
81232	Drycleaning & laundry services (exc coin-op) .....	388	1 107	4 833	51	29	12	6	3	1	—	—	—	—	—	—
812320	Drycleaning & laundry services (exc coin-op) .....	388	1 107	4 833	51	29	12	6	3	1	—	—	—	—	—	—
81233	Linen & uniform supply .....	340	1 685	7 085	13	1	2	2	6	2	—	—	—	—	—	—
812331	Linen supply .....	(C)	(D)	(D)	6	1	1	—	3	1	—	—	—	—	—	—
812332	Industrial launderers .....	(C)	(D)	(D)	7	—	1	2	3	1	—	—	—	—	—	—
8129	Other personal services .....	(F)	(D)	(D)	151	113	27	8	3	—	—	—	—	—	—	—
81291	Pet care (except veterinary) services ..	(B)	(D)	(D)	37	33	3	1	—	—	—	—	—	—	—	—
812910	Pet care (except veterinary) services ..	(B)	(D)	(D)	37	33	3	1	—	—	—	—	—	—	—	—
81292	Photofinishing .....	(C)	(D)	(D)	26	16	7	1	2	—	—	—	—	—	—	—
812921	Photofinishing laboratories (except one-hour) .....	(B)	(D)	(D)	13	7	4	—	2	—	—	—	—	—	—	—
812922	One-hour photofinishing .....	(B)	(D)	(D)	13	9	3	1	—	—	—	—	—	—	—	—
81293	Parking lots & garages .....	(B)	(D)	(D)	10	7	2	1	—	—	—	—	—	—	—	—
812930	Parking lots & garages .....	(B)	(D)	(D)	10	7	2	1	—	—	—	—	—	—	—	—
81299	All other personal services .....	(E)	(D)	(D)	78	57	15	5	1	—	—	—	—	—	—	—
812990	All other personal services .....	(E)	(D)	(D)	78	57	15	5	1	—	—	—	—	—	—	—
<b>813</b>	<b>Religious, grantmaking, civic, prof &amp; like organizations</b> .....	7 294	27 544	114 701	1 376	885	303	134	46	7	1	—	—	—	—	—
8131	Religious organizations .....	3 751	10 690	42 703	675	408	170	65	29	3	—	—	—	—	—	—
81311	Religious organizations .....	3 751	10 690	42 703	675	408	170	65	29	3	—	—	—	—	—	—
813110	Religious organizations .....	3 751	10 690	42 703	675	408	170	65	29	3	—	—	—	—	—	—
8132	Grantmaking & giving services .....	331	2 075	8 426	70	53	9	6	1	1	—	—	—	—	—	—
81321	Grantmaking & giving services .....	331	2 075	8 426	70	53	9	6	1	1	—	—	—	—	—	—
813211	Grantmaking foundations .....	(C)	(D)	(D)	33	24	3	5	1	—	—	—	—	—	—	—
813212	Voluntary health organizations .....	(B)	(D)	(D)	16	14	2	—	—	—	—	—	—	—	—	—
813219	Other grantmaking & giving services ..	(C)	(D)	(D)	21	15	4	1	—	1	—	—	—	—	—	—
8133	Social advocacy organizations .....	686	3 599	16 178	124	79	24	16	4	1	—	—	—	—	—	—
81331	Social advocacy organizations .....	686	3 599	16 178	124	79	24	16	4	1	—	—	—	—	—	—
813311	Human rights organizations .....	43	292	1 180	10	6	2	2	—	—	—	—	—	—	—	—
813312	Environment & wildlife organizations ..	407	2 180	10 428	75	44	18	11	2	—	—	—	—	—	—	—
813319	Other social advocacy organizations ..	236	1 127	4 570	39	29	4	3	2	1	—	—	—	—	—	—
8134	Civic & social organizations .....	1 223	3 726	15 568	204	120	55	21	7	—	1	—	—	—	—	—
81341	Civic & social organizations .....	1 223	3 726	15 568	204	120	55	21	7	—	1	—	—	—	—	—
813410	Civic & social organizations .....	1 223	3 726	15 568	204	120	55	21	7	—	1	—	—	—	—	—
8139	Business, labor, political, like organizations ..	1 303	7 454	31 826	303	225	45	26	5	2	—	—	—	—	—	—
81391	Business associations .....	448	2 886	12 336	123	91	22	9	1	—	—	—	—	—	—	—
813910	Business associations .....	448	2 886	12 336	123	91	22	9	1	—	—	—	—	—	—	—
81392	Professional organizations .....	223	1 556	6 441	26	17	5	2	—	2	—	—	—	—	—	—
813920	Professional organizations .....	223	1 556	6 441	26	17	5	2	—	2	—	—	—	—	—	—
81393	Labor unions & similar labor organizations .....	361	1 855	7 500	75	52	12	9	2	—	—	—	—	—	—	—
813930	Labor unions & similar labor organizations .....	361	1 855	7 500	75	52	12	9	2	—	—	—	—	—	—	—
81394	Political organizations .....	74	402	2 425	15	12	—	1	2	—	—	—	—	—	—	—
813940	Political organizations .....	74	402	2 425	15	12	—	1	2	—	—	—	—	—	—	—
81399	Oth similar organizations (exc business, prof, labor, pol) .....	197	755	3 124	64	53	6	5	—	—	—	—	—	—	—	—
813990	Oth similar organizations (exc business, prof, labor, pol) .....	197	755	3 124	64	53	6	5	—	—	—	—	—	—	—	—
<b>95</b>	<b>Auxiliaries (exc corporate, subsidiary &amp; regional mgt)</b> .....	<b>486</b>	<b>4 159</b>	<b>18 828</b>	<b>47</b>	<b>30</b>	<b>4</b>	<b>7</b>	<b>4</b>	<b>2</b>	—	—	—	—	—	—
<b>99</b>	<b>Unclassified establishments</b> .....	<b>54</b>	<b>195</b>	<b>1 903</b>	<b>104</b>	<b>101</b>	<b>2</b>	<b>1</b>	—	—	—	—	—	—	—	—

Note: Employment-size classes are indicated as follows: A—0 to 19; B—20 to 99; C—100 to 249; E—250 to 499; F—500 to 999; G—1,000 to 2,499; H—2,500 to 4,999; I—5,000 to 9,999; J—10,000 to 24,999; K—25,000 to 49,999; L—50,000 to 99,999; M—100,000 or more.

**Table 3. The State—Employees and Annual Payroll by Employment-Size Class: 2002**

[Excludes most government employees, railroad employees, and self-employed persons. Size class 1 to 4 includes establishments with payroll, but no employees, during mid-March pay period. (D) denotes figures withheld to avoid disclosing data for individual companies; the data are included in broader industry totals. For explanation of terms, abbreviations, and data reliability/comparability, see introductory text]

NAICS code	Major group	Total	Employment-size class								
			1 to 4	5 to 9	10 to 19	20 to 49	50 to 99	100 to 249	250 to 499	500 to 999	1,000 or more
	<b>Total number of employees ..</b>	<b>300 636</b>	<b>32 177</b>	<b>41 324</b>	<b>49 551</b>	<b>64 949</b>	<b>41 991</b>	<b>36 376</b>	<b>14 088</b>	(D)	(D)
	<b>Total payroll, annual (\$1,000) .....</b>	<b>7 429 132</b>	<b>847 305</b>	<b>886 927</b>	<b>1 103 053</b>	<b>1 503 755</b>	<b>1 006 153</b>	<b>957 711</b>	<b>433 880</b>	(D)	(D)
<b>11</b>	<b>FORESTRY, FISHING, HUNTING, AND AGRICULTURE SUPPORT</b>										
	<b>Number of employees .....</b>	<b>1 702</b>	<b>379</b>	(D)	(D)	(D)	-	(D)	-	-	-
	<b>Payroll, annual (\$1,000) .....</b>	<b>49 145</b>	<b>11 933</b>	(D)	(D)	(D)	-	(D)	-	-	-
113	Forestry and logging										
	Number of employees .....	(G)	(D)	(D)	(D)	(D)	-	(D)	-	-	-
	Payroll, annual (\$1,000) .....	(D)	(D)	(D)	(D)	(D)	-	(D)	-	-	-
114	Fishing, hunting & trapping										
	Number of employees .....	(C)	(D)	-	-	-	-	(D)	-	-	-
	Payroll, annual (\$1,000) .....	(D)	(D)	-	-	-	-	(D)	-	-	-
115	Agriculture & forestry support activities										
	Number of employees .....	(E)	(D)	(D)	(D)	(D)	-	-	-	-	-
	Payroll, annual (\$1,000) .....	(D)	(D)	(D)	(D)	(D)	-	-	-	-	-
<b>21</b>	<b>MINING</b>										
	<b>Number of employees .....</b>	<b>4 701</b>	<b>274</b>	<b>312</b>	<b>368</b>	<b>428</b>	<b>458</b>	(D)	(D)	-	(D)
	<b>Payroll, annual (\$1,000) .....</b>	<b>229 267</b>	<b>12 496</b>	<b>11 907</b>	<b>14 902</b>	<b>17 586</b>	<b>22 824</b>	(D)	(D)	-	(D)
211	Oil & gas extraction										
	Number of employees .....	353	91	75	96	91	-	-	-	-	-
	Payroll, annual (\$1,000) .....	17 926	4 825	3 804	4 203	5 094	-	-	-	-	-
212	Mining (except oil & gas)										
	Number of employees .....	2 989	(D)	(D)	55	(D)	(D)	(D)	(D)	-	(D)
	Payroll, annual (\$1,000) .....	162 323	(D)	(D)	3 118	(D)	(D)	(D)	(D)	-	(D)
213	Mining support activities										
	Number of employees .....	1 359	(D)	(D)	217	(D)	(D)	-	(D)	-	-
	Payroll, annual (\$1,000) .....	49 018	(D)	(D)	7 581	(D)	(D)	-	(D)	-	-
<b>22</b>	<b>UTILITIES</b>										
	<b>Number of employees .....</b>	<b>2 831</b>	<b>261</b>	<b>82</b>	<b>310</b>	<b>737</b>	<b>642</b>	(D)	(D)	-	-
	<b>Payroll, annual (\$1,000) .....</b>	<b>167 713</b>	<b>11 888</b>	<b>3 785</b>	<b>17 162</b>	<b>40 931</b>	<b>42 009</b>	(D)	(D)	-	-
221	Utilities										
	Number of employees .....	2 831	261	82	310	737	642	(D)	(D)	-	-
	Payroll, annual (\$1,000) .....	167 713	11 888	3 785	17 162	40 931	42 009	(D)	(D)	-	-
<b>23</b>	<b>CONSTRUCTION</b>										
	<b>Number of employees .....</b>	<b>18 125</b>	<b>4 283</b>	<b>3 752</b>	<b>3 316</b>	<b>3 248</b>	<b>2 355</b>	(D)	(D)	-	-
	<b>Payroll, annual (\$1,000) .....</b>	<b>636 981</b>	<b>131 170</b>	<b>104 987</b>	<b>104 669</b>	<b>132 440</b>	<b>100 544</b>	(D)	(D)	-	-
233	Building, developing & general contracting										
	Number of employees .....	5 904	1 591	(D)	1 196	1 206	(D)	(D)	-	-	-
	Payroll, annual (\$1,000) .....	178 620	44 442	(D)	34 685	41 628	(D)	(D)	-	-	-
234	Heavy construction										
	Number of employees .....	3 139	274	(D)	335	569	(D)	(D)	(D)	-	-
	Payroll, annual (\$1,000) .....	171 488	13 809	(D)	14 363	34 644	(D)	(D)	(D)	-	-
235	Special trade contractors										
	Number of employees .....	9 082	2 418	(D)	1 785	1 473	(D)	(D)	-	-	-
	Payroll, annual (\$1,000) .....	286 873	72 919	(D)	55 621	56 168	(D)	(D)	-	-	-
<b>31-33</b>	<b>MANUFACTURING</b>										
	<b>Number of employees .....</b>	<b>18 777</b>	<b>1 108</b>	<b>1 498</b>	<b>1 752</b>	<b>3 127</b>	<b>3 944</b>	<b>3 691</b>	(D)	(D)	-
	<b>Payroll, annual (\$1,000) .....</b>	<b>630 602</b>	<b>30 086</b>	<b>32 431</b>	<b>48 390</b>	<b>93 381</b>	<b>124 457</b>	<b>136 754</b>	(D)	(D)	-
311	Food mfg										
	Number of employees .....	2 173	145	189	(D)	302	740	(D)	(D)	-	-
	Payroll, annual (\$1,000) .....	63 612	2 468	2 708	(D)	9 657	22 249	(D)	(D)	-	-
312	Beverage & tobacco product mfg										
	Number of employees .....	273	(D)	(D)	(D)	(D)	(D)	-	-	-	-
	Payroll, annual (\$1,000) .....	8 070	(D)	(D)	(D)	(D)	(D)	-	-	-	-
313	Textile mills										
	Number of employees .....	(B)	(D)	(D)	(D)	-	-	-	-	-	-
	Payroll, annual (\$1,000) .....	(D)	(D)	(D)	(D)	-	-	-	-	-	-
314	Textile product mills										
	Number of employees .....	246	(D)	(D)	(D)	(D)	(D)	-	-	-	-
	Payroll, annual (\$1,000) .....	4 203	(D)	(D)	(D)	(D)	(D)	-	-	-	-
315	Apparel manufacturing										
	Number of employees .....	(B)	(D)	(D)	-	(D)	-	-	-	-	-
	Payroll, annual (\$1,000) .....	(D)	(D)	(D)	-	(D)	-	-	-	-	-
316	Leather & allied product mfg										
	Number of employees .....	(C)	(D)	(D)	-	(D)	-	-	-	-	-
	Payroll, annual (\$1,000) .....	(D)	(D)	(D)	-	(D)	-	-	-	-	-
321	Wood product mfg										
	Number of employees .....	4 817	105	188	(D)	454	982	(D)	(D)	-	-
	Payroll, annual (\$1,000) .....	159 595	2 836	3 699	(D)	11 325	32 714	(D)	(D)	-	-
322	Paper mfg										
	Number of employees .....	(F)	-	-	(D)	(D)	-	-	(D)	-	-
	Payroll, annual (\$1,000) .....	(D)	-	-	(D)	(D)	-	-	(D)	-	-

See footnotes at end of table.

**Table 3. The State—Employees and Annual Payroll by Employment-Size Class: 2002—Con.**

[Excludes most government employees, railroad employees, and self-employed persons. Size class 1 to 4 includes establishments with payroll, but no employees, during mid-March pay period. (D) denotes figures withheld to avoid disclosing data for individual companies; the data are included in broader industry totals. For explanation of terms, abbreviations, and data reliability/comparability, see introductory text]

NAICS code	Major group	Total	Employment-size class									
			1 to 4	5 to 9	10 to 19	20 to 49	50 to 99	100 to 249	250 to 499	500 to 999	1,000 or more	
<b>31-33</b>	<b>MANUFACTURING—Con.</b>											
323	Printing & related support activities											
	Number of employees .....	890	(D)	(D)	209	(D)	(D)	—	—	—	—	—
	Payroll, annual (\$1,000).....	23 356	(D)	(D)	4 747	(D)	(D)	—	—	—	—	—
324	Petroleum & coal products mfg											
	Number of employees .....	862	—	(D)	—	(D)	(D)	(D)	(D)	—	—	—
	Payroll, annual (\$1,000).....	52 974	—	(D)	—	(D)	(D)	(D)	(D)	—	—	—
325	Chemical mfg											
	Number of employees .....	(E)	37	69	(D)	(D)	—	(D)	—	—	—	—
	Payroll, annual (\$1,000).....	(D)	964	2 147	(D)	(D)	—	(D)	—	—	—	—
326	Plastics & rubber products mfg											
	Number of employees .....	317	(D)	(D)	104	161	—	—	—	—	—	—
	Payroll, annual (\$1,000).....	8 635	(D)	(D)	2 493	4 316	—	—	—	—	—	—
327	Nonmetallic mineral product mfg											
	Number of employees .....	1 065	(D)	(D)	196	264	334	(D)	—	—	—	—
	Payroll, annual (\$1,000).....	41 605	(D)	(D)	6 627	10 863	16 815	(D)	—	—	—	—
331	Primary metal mfg											
	Number of employees .....	686	(D)	17	(D)	(D)	(D)	(D)	(D)	—	—	—
	Payroll, annual (\$1,000).....	30 315	(D)	468	(D)	(D)	(D)	(D)	(D)	—	—	—
332	Fabricated metal product mfg											
	Number of employees .....	1 518	(D)	206	133	180	321	(D)	—	—	—	—
	Payroll, annual (\$1,000).....	41 453	(D)	4 742	4 088	5 556	9 767	(D)	—	—	—	—
333	Machinery mfg											
	Number of employees .....	1 296	(D)	(D)	(D)	(D)	(D)	—	—	(D)	—	—
	Payroll, annual (\$1,000).....	54 795	(D)	(D)	(D)	(D)	(D)	—	—	(D)	—	—
334	Computer & electronic product mfg											
	Number of employees .....	(F)	(D)	(D)	(D)	(D)	(D)	(D)	—	—	—	—
	Payroll, annual (\$1,000).....	(D)	(D)	(D)	(D)	(D)	(D)	(D)	—	—	—	—
335	Electrical equip, appliance & component mfg											
	Number of employees .....	(B)	(D)	(D)	(D)	—	—	—	—	—	—	—
	Payroll, annual (\$1,000).....	(D)	(D)	(D)	(D)	—	—	—	—	—	—	—
336	Transportation equipment mfg											
	Number of employees .....	416	(D)	45	(D)	114	(D)	—	—	—	—	—
	Payroll, annual (\$1,000).....	13 928	(D)	718	(D)	5 384	(D)	—	—	—	—	—
337	Furniture & related product mfg											
	Number of employees .....	932	(D)	178	118	199	195	(D)	—	—	—	—
	Payroll, annual (\$1,000).....	21 518	(D)	3 619	2 831	5 316	4 613	(D)	—	—	—	—
339	Miscellaneous mfg											
	Number of employees .....	1 475	186	150	(D)	370	361	(D)	—	—	—	—
	Payroll, annual (\$1,000).....	38 132	3 798	3 938	(D)	9 174	8 870	(D)	—	—	—	—
<b>42</b>	<b>WHOLESALE TRADE</b>											
	Number of employees .....	14 254	1 624	2 072	3 186	3 490	1 626	(D)	(D)	—	—	—
	Payroll, annual (\$1,000).....	451 305	48 016	61 544	101 839	104 235	49 457	(D)	(D)	—	—	—
421	Wholesale trade, durable goods											
	Number of employees .....	7 438	909	1 279	2 085	1 932	534	699	—	—	—	—
	Payroll, annual (\$1,000).....	256 440	27 688	40 556	67 537	64 426	19 653	36 580	—	—	—	—
422	Wholesale trade, nondurable goods											
	Number of employees .....	6 816	715	793	1 101	1 558	1 092	(D)	(D)	—	—	—
	Payroll, annual (\$1,000).....	194 865	20 328	20 988	34 302	39 809	29 804	(D)	(D)	—	—	—
<b>44-45</b>	<b>RETAIL TRADE</b>											
	Number of employees .....	54 394	4 683	9 428	10 217	10 511	9 732	6 211	(D)	(D)	—	—
	Payroll, annual (\$1,000).....	1 041 512	88 031	165 470	188 230	205 956	206 615	119 012	(D)	(D)	—	—
441	Motor vehicle & parts dealers											
	Number of employees .....	7 736	(D)	1 374	1 762	1 999	(D)	(D)	—	—	—	—
	Payroll, annual (\$1,000).....	227 425	(D)	31 323	48 699	60 218	(D)	(D)	—	—	—	—
442	Furniture & home furnishing stores											
	Number of employees .....	1 791	(D)	562	553	(D)	—	—	—	—	—	—
	Payroll, annual (\$1,000).....	40 898	(D)	12 234	12 641	(D)	—	—	—	—	—	—
443	Electronics & appliance stores											
	Number of employees .....	1 513	(D)	435	(D)	229	(D)	(D)	—	—	—	—
	Payroll, annual (\$1,000).....	32 915	(D)	8 531	(D)	6 011	(D)	(D)	—	—	—	—
444	Bldg material & garden equip & supp dealers											
	Number of employees .....	5 865	565	1 311	1 336	1 231	462	960	—	—	—	—
	Payroll, annual (\$1,000).....	135 110	12 501	29 497	30 696	28 899	11 287	22 230	—	—	—	—
445	Food & beverage stores											
	Number of employees .....	9 201	401	693	896	2 288	4 390	533	—	—	—	—
	Payroll, annual (\$1,000).....	152 071	5 831	8 473	12 812	34 119	80 319	10 517	—	—	—	—
446	Health & personal care stores											
	Number of employees .....	2 305	(D)	499	693	(D)	(D)	—	(D)	—	—	—
	Payroll, annual (\$1,000).....	53 008	(D)	11 636	15 199	(D)	(D)	—	(D)	—	—	—
447	Gasoline stations											
	Number of employees .....	6 398	(D)	1 641	1 835	1 021	(D)	(D)	(D)	—	—	—
	Payroll, annual (\$1,000).....	92 031	(D)	22 878	22 718	12 671	(D)	(D)	(D)	—	—	—
448	Clothing & clothing accessories stores											
	Number of employees .....	2 893	(D)	988	729	(D)	(D)	(D)	—	—	—	—
	Payroll, annual (\$1,000).....	35 881	(D)	12 805	8 925	(D)	(D)	(D)	—	—	—	—

See footnotes at end of table.

**Table 3. The State—Employees and Annual Payroll by Employment-Size Class: 2002—Con.**

[Excludes most government employees, railroad employees, and self-employed persons. Size class 1 to 4 includes establishments with payroll, but no employees, during mid-March pay period. (D) denotes figures withheld to avoid disclosing data for individual companies; the data are included in broader industry totals. For explanation of terms, abbreviations, and data reliability/comparability, see introductory text]

NAICS code	Major group	Total	Employment-size class								
			1 to 4	5 to 9	10 to 19	20 to 49	50 to 99	100 to 249	250 to 499	500 to 999	1,000 or more
<b>44-45</b>	<b>RETAIL TRADE—Con.</b>										
451	Sporting goods, hobby, book & music stores										
	Number of employees .....	3 283	(D)	(D)	634	986	(D)	(D)	—	—	—
	Payroll, annual (\$1,000).....	45 088	(D)	(D)	7 771	14 762	(D)	(D)	—	—	—
452	General merchandise stores										
	Number of employees .....	8 631	(D)	(D)	(D)	(D)	(D)	2 836	(D)	(D)	—
	Payroll, annual (\$1,000).....	154 118	(D)	(D)	(D)	(D)	(D)	53 445	(D)	(D)	—
453	Miscellaneous store retailers										
	Number of employees .....	3 468	797	880	928	665	198	—	—	—	—
	Payroll, annual (\$1,000).....	47 049	10 245	11 400	12 967	8 557	3 880	—	—	—	—
454	Nonstore retailers										
	Number of employees .....	1 310	(D)	(D)	(D)	(D)	(D)	(D)	—	—	—
	Payroll, annual (\$1,000).....	25 918	(D)	(D)	(D)	(D)	(D)	(D)	—	—	—
<b>48-49</b>	<b>TRANSPORTATION &amp; WAREHOUSING</b>										
	<b>Number of employees .....</b>	<b>9 140</b>	<b>1 142</b>	<b>1 056</b>	<b>1 742</b>	<b>2 000</b>	<b>1 924</b>	<b>(D)</b>	<b>(D)</b>	—	—
	<b>Payroll, annual (\$1,000).....</b>	<b>244 467</b>	<b>29 938</b>	<b>23 694</b>	<b>47 563</b>	<b>58 304</b>	<b>46 736</b>	<b>(D)</b>	<b>(D)</b>	—	—
481	Air transportation										
	Number of employees .....	952	(D)	(D)	(D)	(D)	(D)	(D)	—	—	—
	Payroll, annual (\$1,000).....	27 062	(D)	(D)	(D)	(D)	(D)	(D)	—	—	—
484	Truck transportation										
	Number of employees .....	4 913	697	586	875	1 077	1 069	(D)	(D)	—	—
	Payroll, annual (\$1,000).....	153 460	18 243	13 806	26 736	37 895	30 767	(D)	(D)	—	—
485	Transit & ground passenger transportation										
	Number of employees .....	1 413	(D)	(D)	243	(D)	382	(D)	—	—	—
	Payroll, annual (\$1,000).....	15 766	(D)	(D)	2 706	(D)	5 090	(D)	—	—	—
486	Pipeline transportation										
	Number of employees .....	112	17	(D)	(D)	(D)	—	—	—	—	—
	Payroll, annual (\$1,000).....	5 449	1 782	(D)	(D)	(D)	—	—	—	—	—
487	Scenic & sightseeing transportation										
	Number of employees .....	(A)	(D)	—	—	—	—	—	—	—	—
	Payroll, annual (\$1,000).....	(D)	(D)	—	—	—	—	—	—	—	—
488	Transportation support activities										
	Number of employees .....	933	156	156	220	(D)	(D)	—	—	—	—
	Payroll, annual (\$1,000).....	24 647	4 227	3 698	6 311	(D)	(D)	—	—	—	—
492	Couriers & messengers										
	Number of employees .....	745	(D)	(D)	(D)	(D)	263	—	—	—	—
	Payroll, annual (\$1,000).....	15 967	(D)	(D)	(D)	(D)	3 922	—	—	—	—
493	Warehousing & storage										
	Number of employees .....	(B)	(D)	(D)	(D)	—	—	—	—	—	—
	Payroll, annual (\$1,000).....	(D)	(D)	(D)	(D)	—	—	—	—	—	—
<b>51</b>	<b>INFORMATION</b>										
	<b>Number of employees .....</b>	<b>9 433</b>	<b>551</b>	<b>(D)</b>	<b>1 364</b>	<b>2 238</b>	<b>1 588</b>	<b>2 012</b>	<b>(D)</b>	<b>(D)</b>	—
	<b>Payroll, annual (\$1,000).....</b>	<b>271 507</b>	<b>18 128</b>	<b>(D)</b>	<b>32 702</b>	<b>60 105</b>	<b>43 373</b>	<b>77 185</b>	<b>(D)</b>	<b>(D)</b>	—
511	Publishing industries										
	Number of employees .....	2 297	(D)	(D)	(D)	174	(D)	756	(D)	—	—
	Payroll, annual (\$1,000).....	64 106	(D)	(D)	(D)	4 444	(D)	27 367	(D)	—	—
512	Motion picture & sound recording industries										
	Number of employees .....	737	(D)	(D)	(D)	289	(D)	—	—	—	—
	Payroll, annual (\$1,000).....	6 926	(D)	(D)	(D)	2 852	(D)	—	—	—	—
513	Broadcasting & telecommunications										
	Number of employees .....	4 337	(D)	(D)	703	1 344	990	657	—	—	—
	Payroll, annual (\$1,000).....	149 675	(D)	(D)	21 950	42 000	29 029	32 483	—	—	—
514	Information & data processing services										
	Number of employees .....	2 062	(D)	(D)	(D)	431	(D)	599	—	(D)	—
	Payroll, annual (\$1,000).....	50 800	(D)	(D)	(D)	10 809	(D)	17 335	—	(D)	—
<b>52</b>	<b>FINANCE &amp; INSURANCE</b>										
	<b>Number of employees .....</b>	<b>14 323</b>	<b>2 147</b>	<b>2 064</b>	<b>2 485</b>	<b>3 805</b>	<b>(D)</b>	<b>1 645</b>	<b>—</b>	<b>(D)</b>	—
	<b>Payroll, annual (\$1,000).....</b>	<b>502 543</b>	<b>69 735</b>	<b>63 804</b>	<b>85 436</b>	<b>149 082</b>	<b>(D)</b>	<b>55 206</b>	<b>—</b>	<b>(D)</b>	—
521	Monetary authorities - central bank										
	Number of employees .....	(C)	—	—	—	—	—	(D)	—	—	—
	Payroll, annual (\$1,000).....	(D)	—	—	—	—	—	(D)	—	—	—
522	Credit intermediation & related activities										
	Number of employees .....	7 770	(D)	1 157	1 689	2 592	789	(D)	—	—	—
	Payroll, annual (\$1,000).....	248 090	(D)	30 867	49 452	85 664	29 989	(D)	—	—	—
523	Security, commodity contracts & like activity										
	Number of employees .....	(G)	(D)	180	251	452	(D)	(D)	—	—	—
	Payroll, annual (\$1,000).....	(D)	(D)	9 238	15 415	30 288	(D)	(D)	—	—	—
524	Insurance carriers & related activities										
	Number of employees .....	4 826	1 111	727	545	761	(D)	(D)	—	(D)	—
	Payroll, annual (\$1,000).....	166 149	29 688	23 699	20 569	33 130	(D)	(D)	—	(D)	—

See footnotes at end of table.

**Table 3. The State—Employees and Annual Payroll by Employment-Size Class: 2002—Con.**

[Excludes most government employees, railroad employees, and self-employed persons. Size class 1 to 4 includes establishments with payroll, but no employees, during mid-March pay period. (D) denotes figures withheld to avoid disclosing data for individual companies; the data are included in broader industry totals. For explanation of terms, abbreviations, and data reliability/comparability, see introductory text]

NAICS code	Major group	Total	Employment-size class									
			1 to 4	5 to 9	10 to 19	20 to 49	50 to 99	100 to 249	250 to 499	500 to 999	1,000 or more	
<b>52</b>	<b>FINANCE &amp; INSURANCE—Con.</b>											
525	Funds, trusts, & other financial vehicles (part)											
	Number of employees .....	(A)	(D)	—	—	—	—	—	—	—	—	—
	Payroll, annual (\$1,000).....	(D)	(D)	—	—	—	—	—	—	—	—	—
<b>53</b>	<b>REAL ESTATE &amp; RENTAL &amp; LEASING</b>											
	Number of employees .....	4 791	1 657	1 085	(D)	747	(D)	(D)	—	—	—	—
	Payroll, annual (\$1,000).....	111 797	45 435	19 817	(D)	16 341	(D)	(D)	—	—	—	—
531	Real estate											
	Number of employees .....	(H)	(D)	544	(D)	499	(D)	—	—	—	—	—
	Payroll, annual (\$1,000).....	(D)	(D)	10 417	(D)	11 487	(D)	—	—	—	—	—
532	Rental & leasing services											
	Number of employees .....	(G)	(D)	541	408	(D)	(D)	(D)	—	—	—	—
	Payroll, annual (\$1,000).....	(D)	(D)	9 400	8 711	(D)	(D)	(D)	—	—	—	—
533	Lessors of other nonfinancial intangible asset											
	Number of employees .....	(B)	(D)	—	—	(D)	—	—	—	—	—	—
	Payroll, annual (\$1,000).....	(D)	(D)	—	—	(D)	—	—	—	—	—	—
<b>54</b>	<b>PROFESSIONAL, SCIENTIFIC &amp; TECHNICAL SERVICES</b>											
	Number of employees .....	15 491	3 252	3 046	2 650	3 256	646	(D)	—	(D)	—	—
	Payroll, annual (\$1,000).....	491 893	92 142	82 756	94 783	126 155	20 444	(D)	—	(D)	—	—
541	Professional, scientific & technical services											
	Number of employees .....	15 491	3 252	3 046	2 650	3 256	646	(D)	—	(D)	—	—
	Payroll, annual (\$1,000).....	491 893	92 142	82 756	94 783	126 155	20 444	(D)	—	(D)	—	—
<b>55</b>	<b>MANAGEMENT OF COMPANIES &amp; ENTERPRISES</b>											
	Number of employees .....	1 472	113	(D)	(D)	472	464	(D)	—	—	—	—
	Payroll, annual (\$1,000).....	63 403	5 864	(D)	(D)	18 552	22 581	(D)	—	—	—	—
551	Management of companies & enterprises											
	Number of employees .....	1 472	113	(D)	(D)	472	464	(D)	—	—	—	—
	Payroll, annual (\$1,000).....	63 403	5 864	(D)	(D)	18 552	22 581	(D)	—	—	—	—
<b>56</b>	<b>ADMIN, SUPPORT, WASTE MGT, REMEDIATION SERVICES</b>											
	Number of employees .....	11 872	1 163	1 220	1 321	2 397	1 984	2 534	1 253	—	—	—
	Payroll, annual (\$1,000).....	211 291	29 437	23 651	27 166	47 200	31 420	26 460	25 957	—	—	—
561	Administrative & support services											
	Number of employees .....	11 234	1 052	(D)	1 234	2 175	(D)	2 534	1 253	—	—	—
	Payroll, annual (\$1,000).....	194 103	27 194	(D)	25 494	40 460	(D)	26 460	25 957	—	—	—
562	Waste management & remediation services											
	Number of employees .....	638	111	(D)	87	222	(D)	—	—	—	—	—
	Payroll, annual (\$1,000).....	17 188	2 243	(D)	1 672	6 740	(D)	—	—	—	—	—
<b>61</b>	<b>EDUCATIONAL SERVICES</b>											
	Number of employees .....	5 219	215	(D)	466	589	527	(D)	979	(D)	—	—
	Payroll, annual (\$1,000).....	89 708	4 942	(D)	7 987	8 637	10 681	(D)	20 015	(D)	—	—
611	Educational services											
	Number of employees .....	5 219	215	(D)	466	589	527	(D)	979	(D)	—	—
	Payroll, annual (\$1,000).....	89 708	4 942	(D)	7 987	8 637	10 681	(D)	20 015	(D)	—	—
<b>62</b>	<b>HEALTH CARE AND SOCIAL ASSISTANCE</b>											
	Number of employees .....	50 682	2 894	4 831	5 130	6 338	7 094	8 538	3 256	5 230	7 371	—
	Payroll, annual (\$1,000).....	1 430 404	88 809	130 586	130 576	177 058	142 386	206 341	91 252	207 346	256 050	—
621	Ambulatory health care services											
	Number of employees .....	13 137	(D)	3 317	2 290	2 724	1 141	(D)	(D)	(D)	—	—
	Payroll, annual (\$1,000).....	521 244	(D)	111 682	92 588	119 700	38 734	(D)	(D)	(D)	—	—
622	Hospitals											
	Number of employees .....	18 503	(D)	(D)	(D)	(D)	906	(D)	(D)	(D)	7 371	—
	Payroll, annual (\$1,000).....	615 806	(D)	(D)	(D)	(D)	20 620	(D)	(D)	(D)	256 050	—
623	Nursing & residential care facilities											
	Number of employees .....	9 544	(D)	(D)	(D)	(D)	2 964	2 546	(D)	—	—	—
	Payroll, annual (\$1,000).....	162 520	(D)	(D)	(D)	(D)	50 140	50 495	(D)	—	—	—
624	Social assistance											
	Number of employees .....	9 498	(D)	(D)	(D)	2 133	2 083	1 524	(D)	—	—	—
	Payroll, annual (\$1,000).....	130 834	(D)	(D)	(D)	31 909	32 892	17 360	(D)	—	—	—

See footnotes at end of table.



**Table 3. The State—Employees and Annual Payroll by Employment-Size Class: 2002—Con.**

[Excludes most government employees, railroad employees, and self-employed persons. Size class 1 to 4 includes establishments with payroll, but no employees, during mid-March pay period. (D) denotes figures withheld to avoid disclosing data for individual companies; the data are included in broader industry totals. For explanation of terms, abbreviations, and data reliability/comparability, see introductory text]

NAICS code	Major group	Total	Employment-size class									
			1 to 4	5 to 9	10 to 19	20 to 49	50 to 99	100 to 249	250 to 499	500 to 999	1,000 or more	
<b>71</b>	<b>ARTS, ENTERTAINMENT &amp; RECREATION</b>											
	Number of employees .....	7 522	632	943	1 468	2 445	(D)	(D)	(D)	-	-	-
	Payroll, annual (\$1,000) .....	104 520	20 237	14 972	18 431	31 007	(D)	(D)	(D)	-	-	-
711	Performing arts, spectator sports & related industries											
	Number of employees .....	517	141	(D)	(D)	(D)	(D)	(D)	(D)	-	-	-
	Payroll, annual (\$1,000) .....	9 806	5 340	(D)	(D)	(D)	(D)	(D)	(D)	-	-	-
712	Museums, historical sites & like institutions											
	Number of employees .....	287	56	(D)	(D)	(D)	-	-	-	-	-	-
	Payroll, annual (\$1,000) .....	4 367	1 044	(D)	(D)	(D)	-	-	-	-	-	-
713	Amusement, gambling & recreation industries											
	Number of employees .....	6 718	435	799	1 364	2 261	(D)	(D)	(D)	-	-	-
	Payroll, annual (\$1,000) .....	90 347	13 853	12 985	16 809	28 543	(D)	(D)	(D)	-	-	-
<b>72</b>	<b>ACCOMMODATION &amp; FOOD SERVICES</b>											
	Number of employees .....	40 568	1 880	4 218	8 913	16 226	5 784	(D)	-	(D)	-	-
	Payroll, annual (\$1,000) .....	419 841	40 040	36 445	88 163	159 374	59 395	(D)	-	(D)	-	-
721	Accommodation											
	Number of employees .....	9 198	428	(D)	1 927	2 163	1 536	(D)	-	(D)	-	-
	Payroll, annual (\$1,000) .....	120 036	13 736	(D)	26 896	26 599	17 872	(D)	-	(D)	-	-
722	Food services & drinking places											
	Number of employees .....	31 370	1 452	(D)	6 986	14 063	4 248	(D)	-	-	-	-
	Payroll, annual (\$1,000) .....	299 805	26 304	(D)	61 267	132 775	41 523	(D)	-	-	-	-
<b>81</b>	<b>OTHER SERVICES (EXCEPT PUBLIC ADMINISTRATION)</b>											
	Number of employees .....	14 799	3 832	4 135	3 464	(D)	(D)	(D)	-	-	-	-
	Payroll, annual (\$1,000) .....	260 502	65 165	69 072	62 073	(D)	(D)	(D)	-	-	-	-
811	Repair & maintenance											
	Number of employees .....	4 649	(D)	1 482	(D)	(D)	(D)	-	-	-	-	-
	Payroll, annual (\$1,000) .....	102 585	(D)	32 549	(D)	(D)	(D)	-	-	-	-	-
812	Personal & laundry services											
	Number of employees .....	2 856	(D)	736	(D)	(D)	(D)	-	-	-	-	-
	Payroll, annual (\$1,000) .....	43 216	(D)	10 381	(D)	(D)	(D)	-	-	-	-	-
813	Religious, grantmaking, civic, prof & like organizations											
	Number of employees .....	7 294	1 726	1 917	(D)	1 318	(D)	(D)	-	-	-	-
	Payroll, annual (\$1,000) .....	114 701	26 323	26 142	(D)	21 017	(D)	(D)	-	-	-	-
<b>95</b>	<b>AUXILIARIES (EXC CORPORATE, SUBSIDIARY &amp; REGIONAL MGT)</b>											
	Number of employees .....	486	(D)	(D)	(D)	121	(D)	-	-	-	-	-
	Payroll, annual (\$1,000) .....	18 828	(D)	(D)	(D)	4 739	(D)	-	-	-	-	-
<b>99</b>	<b>UNCLASSIFIED ESTABLISHMENTS</b>											
	Number of employees .....	54	(D)	(D)	(D)	-	-	-	-	-	-	-
	Payroll, annual (\$1,000) .....	1 903	(D)	(D)	(D)	-	-	-	-	-	-	-

Note: Employment-size classes are indicated as follows: A—0 to 19; B—20 to 99; C—100 to 249; E—250 to 499; F—500 to 999; G—1,000 to 2,499; H—2,500 to 4,999; I—5,000 to 9,999; J—10,000 to 24,999; K—25,000 to 49,999; L—50,000 to 99,999; M—100,000 or more.

**Table 4. The State—Establishments With 1,000 Employees or More by Major Group and Employment-Size Class: 2002**

[Excludes most government employees, railroad employees, and self-employed persons. For explanation of terms, abbreviations, and data reliability/comparability, see introductory text]

NAICS code	Major group	Total number of establishments	Number of establishments by employment-size class			
			1,000 to 1,499	1,500 to 2,499	2,500 to 4,999	5,000 or more
	<b>Total</b> .....	<b>6</b>	<b>3</b>	<b>3</b>	—	—
<b>21</b>	<b>Mining</b> .....	<b>1</b>	—	<b>1</b>	—	—
212	Mining (except oil & gas) .....	1	—	1	—	—
<b>62</b>	<b>Health care and social assistance</b> .....	<b>5</b>	<b>3</b>	<b>2</b>	—	—
622	Hospitals .....	5	3	2	—	—

**Table 5. The State—Employees, Payroll, and Establishments by County: 2002 and 2001**

[Excludes most government employees, railroad employees, and self-employed persons. (D) denotes figures withheld to avoid disclosing data for individual companies; the data are included in broader industry totals. For explanation of terms, abbreviations, and data reliability/comparability, see introductory text]

County	2002				2001			
	Number of establishments	Number of employees for week including March 12	Payroll (\$1,000)		Number of establishments	Number of employees for week including March 12	Payroll (\$1,000)	
			First quarter	Annual			First quarter	Annual
<b>Total</b> .....	<b>32 972</b>	<b>300 636</b>	<b>1 715 144</b>	<b>7 429 132</b>	<b>32 294</b>	<b>301 460</b>	<b>1 681 916</b>	<b>7 226 881</b>
Beaverhead .....	370	2 272	9 903	41 760	356	2 145	9 638	41 089
Big Horn .....	222	2 484	20 696	68 198	216	1 913	11 522	54 103
Blaine .....	161	1 051	5 612	23 124	167	1 025	5 522	23 220
Broadwater .....	111	670	3 949	16 563	111	758	4 119	18 341
Carbon .....	350	1 911	8 103	34 492	328	1 949	7 540	34 122
Carter .....	28	133	536	2 639	28	116	472	2 070
Cascade .....	2 510	27 710	148 996	633 932	2 519	27 540	140 943	606 609
Chouteau .....	165	736	2 808	12 552	152	715	2 740	12 124
Custer .....	395	3 567	18 570	81 801	393	3 752	19 578	84 200
Daniels .....	75	490	2 631	11 091	85	533	2 763	11 616
Dawson .....	296	2 490	10 569	46 088	304	2 468	10 356	43 860
Deer Lodge .....	239	2 291	11 213	49 197	237	2 400	11 530	48 027
Fallon .....	117	782	4 731	18 078	116	684	3 370	14 896
Fergus .....	436	3 173	14 687	66 161	446	3 133	13 328	63 293
Flathead .....	3 410	29 038	166 119	726 055	3 279	29 075	163 709	708 566
Gallatin .....	3 771	29 930	163 394	712 330	3 565	29 937	159 830	683 397
Garfield .....	25	132	457	2 024	23	129	397	1 758
Glacier .....	280	2 120	11 680	57 401	282	2 095	10 943	51 404
Golden Valley .....	13	46	75	407	16	53	108	424
Granite .....	86	436	1 930	8 684	87	432	1 876	8 385
Hill .....	517	5 009	23 889	101 786	505	4 706	21 331	91 983
Jefferson .....	223	1 394	8 869	36 356	209	1 446	9 226	36 596
Judith Basin .....	56	158	581	2 862	58	178	582	2 634
Lake .....	755	5 525	29 073	130 767	710	5 436	26 262	120 659
Lewis and Clark .....	2 021	21 182	129 125	548 251	1 970	20 980	120 636	508 058
Liberty .....	70	392	2 072	9 094	70	508	2 348	10 112
Lincoln .....	582	3 852	18 557	82 118	559	3 806	18 744	81 941
McCone .....	59	340	1 848	7 454	51	357	1 811	7 823
Madison .....	314	1 139	5 433	26 007	288	1 097	5 367	24 881
Meagher .....	67	283	978	4 527	65	275	987	4 482
Mineral .....	124	979	3 586	16 389	115	778	2 598	11 949
Missoula .....	3 760	41 975	242 861	1 087 485	3 674	42 622	245 098	1 071 327
Musselshell .....	135	812	3 471	14 854	121	593	2 475	10 560
Park .....	722	4 240	20 172	90 309	732	4 255	17 862	82 548
Petroleum .....	11	24	89	471	11	20	90	452
Phillips .....	146	778	3 197	14 052	142	837	3 354	14 102
Pondera .....	189	1 330	6 048	26 759	202	1 371	6 548	28 640
Powder River .....	73	233	609	2 879	72	201	542	2 756
Powell .....	143	1 157	4 980	21 601	157	1 087	4 709	21 305
Prairie .....	28	123	677	2 735	34	180	626	2 609
Ravalli .....	1 263	7 603	38 012	167 580	1 232	7 755	36 880	163 397
Richland .....	399	2 988	15 950	67 713	393	3 150	14 781	65 998
Roosevelt .....	229	1 780	7 316	31 062	240	1 841	7 265	29 622
Rosebud .....	206	2 740	23 448	95 631	199	2 637	20 662	88 368
Sanders .....	349	1 897	8 586	39 530	347	1 893	8 321	35 732
Sheridan .....	146	907	3 281	13 844	151	883	3 383	14 007
Silver Bow .....	1 112	12 113	69 509	304 359	1 126	11 948	69 719	294 351
Stillwater .....	234	2 991	28 890	117 594	228	2 792	26 134	113 204
Sweet Grass .....	152	692	2 793	13 235	143	615	2 707	12 131
Teton .....	197	1 053	4 866	21 621	202	1 155	5 062	20 937
Toole .....	216	1 537	8 144	34 477	217	1 533	7 612	31 615
Treasure .....	26	92	355	1 658	24	95	443	1 985
Valley .....	267	1 951	8 393	37 584	251	1 789	7 901	35 128
Wheatland .....	62	262	944	4 266	60	328	1 001	4 306
Wibaux .....	24	132	569	2 471	23	146	533	2 225
Yellowstone .....	4 986	58 638	373 645	1 604 604	4 963	60 587	387 705	1 634 494
<b>Statewide</b> .....	<b>49</b>	<b>873</b>	<b>7 669</b>	<b>32 570</b>	<b>40</b>	<b>728</b>	<b>10 327</b>	<b>32 460</b>

Note: Employment-size classes are indicated as follows: A—0 to 19; B—20 to 99; C—100 to 249; E—250 to 499; F—500 to 999; G—1,000 to 2,499; H—2,500 to 4,999; I—5,000 to 9,999; J—10,000 to 24,999; K—25,000 to 49,999; L—50,000 to 99,999; M—100,000 or more.

**Table 6. Counties—Employees, Payroll, and Establishments by Industry: 2002**

[Excludes most government employees, railroad employees, and self-employed persons. Size class 1 to 4 includes establishments with payroll, but no employees, during mid-March pay period. (D) denotes figures withheld to avoid disclosing data for individual companies; the data are included in broader industry totals. Detailed industries with 100 or more employees are shown if industry was not a (D). For explanation of terms, abbreviations, and data reliability/comparability, see introductory text]

NAICS code	Industry	Number of employees for week including March 12	Payroll (\$1,000)		Total number of establishments	Number of establishments by employment-size class								
			First quarter	Annual		1 to 4	5 to 9	10 to 19	20 to 49	50 to 99	100 to 249	250 to 499	500 to 999	1,000 or more
<b>BEAVERHEAD</b>														
	<b>Total</b> .....	<b>2 272</b>	<b>9 903</b>	<b>41 760</b>	<b>370</b>	<b>233</b>	<b>72</b>	<b>45</b>	<b>15</b>	<b>4</b>	<b>1</b>			
11	Forestry, fishing, hunting, and agriculture support .....	3	11	131	7	7	—	—	—	—	—	—	—	—
21	Mining .....	(B)	(D)	(D)	1	—	—	—	—	1	—	—	—	—
22	Utilities .....	(B)	(D)	(D)	2	—	1	—	1	—	—	—	—	—
23	Construction .....	137	658	3 415	40	32	6	1	1	—	—	—	—	—
31-33	Manufacturing .....	57	228	851	12	7	4	1	—	—	—	—	—	—
42	Wholesale trade .....	102	473	1 580	11	7	—	2	2	—	—	—	—	—
44-45	Retail trade .....	459	1 888	7 828	62	33	11	13	4	1	—	—	—	—
445	Food & beverage stores .....	(C)	(D)	(D)	4	1	1	1	—	1	—	—	—	—
4451	Grocery stores .....	(C)	(D)	(D)	4	1	1	1	—	1	—	—	—	—
48-49	Transportation & warehousing .....	22	90	415	5	4	—	1	—	—	—	—	—	—
51	Information .....	39	293	1 042	8	4	2	2	—	—	—	—	—	—
52	Finance & insurance .....	101	729	2 943	19	14	2	2	1	—	—	—	—	—
53	Real estate & rental & leasing .....	72	411	1 708	21	17	3	—	1	—	—	—	—	—
54	Professional, scientific & technical services .....	104	467	2 079	31	22	7	2	—	—	—	—	—	—
541	Professional, scientific & technical services .....	104	467	2 079	31	22	7	2	—	—	—	—	—	—
56	Admin, support, waste mgt, remediation services .....	14	67	323	8	7	1	—	—	—	—	—	—	—
61	Educational services .....	(A)	(D)	(D)	1	1	—	—	—	—	—	—	—	—
62	Health care and social assistance .....	428	1 823	8 066	42	20	11	9	—	1	1	—	—	—
621	Ambulatory health care services .....	122	345	1 742	28	17	8	3	—	—	—	—	—	—
622	Hospitals .....	(C)	(D)	(D)	1	—	—	—	—	1	—	—	—	—
6221	General medical & surgical hospitals .....	(C)	(D)	(D)	1	—	—	—	—	1	—	—	—	—
62211	General medical & surgical hospitals .....	(C)	(D)	(D)	1	—	—	—	—	1	—	—	—	—
623	Nursing & residential care facilities .....	112	445	1 610	4	—	—	3	—	1	—	—	—	—
71	Arts, entertainment & recreation .....	(B)	(D)	(D)	13	8	3	1	1	—	—	—	—	—
72	Accommodation & food services .....	427	742	3 462	53	25	13	10	4	1	—	—	—	—
721	Accommodation .....	146	281	1 439	16	9	2	4	—	1	—	—	—	—
7211	Traveler accommodation .....	(C)	(D)	(D)	10	3	2	4	—	1	—	—	—	—
72111	Hotels (exc casino hotels) & motels .....	131	252	1 188	8	2	1	4	—	1	—	—	—	—
721110	Hotels (exc casino hotels) & motels .....	131	252	1 188	8	2	1	4	—	1	—	—	—	—
722	Food services & drinking places .....	281	461	2 023	37	16	11	6	4	—	—	—	—	—
7221	Full-service restaurants .....	138	208	1 054	14	6	2	3	3	—	—	—	—	—
72211	Full-service restaurants .....	138	208	1 054	14	6	2	3	3	—	—	—	—	—
722110	Full-service restaurants .....	138	208	1 054	14	6	2	3	3	—	—	—	—	—
81	Other services (except public administration) .....	106	285	1 145	34	25	8	1	—	—	—	—	—	—
<b>BIG HORN</b>														
	<b>Total</b> .....	<b>2 484</b>	<b>20 696</b>	<b>68 198</b>	<b>222</b>	<b>138</b>	<b>43</b>	<b>21</b>	<b>10</b>	<b>4</b>	<b>5</b>	<b>1</b>		
11	Forestry, fishing, hunting, and agriculture support .....	(A)	(D)	(D)	1	1	—	—	—	—	—	—	—	—
21	Mining .....	(E)	(D)	(D)	6	3	1	—	—	—	2	—	—	—
212	Mining (except oil & gas) .....	(E)	(D)	(D)	3	—	1	—	—	—	2	—	—	—
2121	Coal mining .....	(E)	(D)	(D)	3	—	1	—	—	—	2	—	—	—
21211	Coal mining .....	(E)	(D)	(D)	3	—	1	—	—	—	2	—	—	—
22	Utilities .....	33	216	964	5	3	1	—	1	—	—	—	—	—
23	Construction .....	(B)	(D)	(D)	22	19	3	—	—	—	—	—	—	—
31-33	Manufacturing .....	(B)	(D)	(D)	2	—	—	2	—	—	—	—	—	—
42	Wholesale trade .....	(B)	(D)	(D)	6	4	1	1	—	—	—	—	—	—
44-45	Retail trade .....	789	3 375	15 580	46	22	10	9	2	1	2	—	—	—
445	Food & beverage stores .....	(C)	(D)	(D)	6	2	1	1	1	1	—	—	—	—
4451	Grocery stores .....	(C)	(D)	(D)	4	1	—	1	1	1	—	—	—	—
44511	Grocery (except convenience) stores .....	(C)	(D)	(D)	4	1	—	1	1	1	—	—	—	—
447	Gasoline stations .....	518	2 355	10 773	13	3	4	4	—	—	2	—	—	—
4471	Gasoline stations .....	518	2 355	10 773	13	3	4	4	—	—	2	—	—	—
44711	Gasoline stations with convenience stores .....	(E)	(D)	(D)	8	2	3	1	—	—	2	—	—	—
48-49	Transportation & warehousing .....	28	55	283	6	4	1	1	—	—	—	—	—	—
51	Information .....	(A)	(D)	(D)	2	1	1	—	—	—	—	—	—	—
52	Finance & insurance .....	63	498	1 791	10	7	—	2	1	—	—	—	—	—
53	Real estate & rental & leasing .....	37	68	345	12	9	2	1	—	—	—	—	—	—
54	Professional, scientific & technical services .....	71	332	1 235	17	10	7	—	—	—	—	—	—	—
56	Admin, support, waste mgt, remediation services .....	(A)	(D)	(D)	5	5	—	—	—	—	—	—	—	—
61	Educational services .....	(B)	(D)	(D)	2	1	—	—	—	1	—	—	—	—

See footnotes at end of table.

**Table 6. Counties—Employees, Payroll, and Establishments by Industry: 2002—Con.**

[Excludes most government employees, railroad employees, and self-employed persons. Size class 1 to 4 includes establishments with payroll, but no employees, during mid-March pay period. (D) denotes figures withheld to avoid disclosing data for individual companies; the data are included in broader industry totals. Detailed industries with 100 or more employees are shown if industry was not a (D). For explanation of terms, abbreviations, and data reliability/comparability, see introductory text]

NAICS code	Industry	Number of employees for week including March 12	Payroll (\$1,000)		Total number of establishments	Number of establishments by employment-size class								
			First quarter	Annual		1 to 4	5 to 9	10 to 19	20 to 49	50 to 99	100 to 249	250 to 499	500 to 999	1,000 or more
<b>BIG HORN—Con.</b>														
62	<b>Health care and social assistance</b> .....	526	9 548	20 588	18	10	3	—	2	1	1	1	—	—
622	Hospitals .....	(E)	(D)	(D)	2	—	—	—	—	—	1	1	—	—
6221	General medical & surgical hospitals .....	(E)	(D)	(D)	2	—	—	—	—	—	1	1	—	—
62211	General medical & surgical hospitals .....	(E)	(D)	(D)	2	—	—	—	—	—	1	1	—	—
71	<b>Arts, entertainment &amp; recreation</b> .....	102	261	1 285	12	9	1	—	1	1	—	—	—	—
72	<b>Accommodation &amp; food services</b> .....	226	471	2 385	22	8	6	5	3	—	—	—	—	—
722	Food services & drinking places .....	177	372	1 651	14	4	4	3	3	—	—	—	—	—
81	<b>Other services (except public administration)</b> .....	69	223	879	27	21	6	—	—	—	—	—	—	—
95	<b>Auxiliaries (exc corporate, subsidiary &amp; regional mgt)</b> .....	(A)	(D)	(D)	1	1	—	—	—	—	—	—	—	—
<b>BLAINE</b>														
	<b>Total</b> .....	1 051	5 612	23 124	161	106	31	15	5	3	1	—	—	—
11	<b>Forestry, fishing, hunting, and agriculture support</b> .....	(B)	(D)	(D)	1	—	—	—	1	—	—	—	—	—
21	<b>Mining</b> .....	4	46	219	3	3	—	—	—	—	—	—	—	—
22	<b>Utilities</b> .....	(A)	(D)	(D)	4	3	1	—	—	—	—	—	—	—
23	<b>Construction</b> .....	(B)	(D)	(D)	19	17	2	—	—	—	—	—	—	—
31-33	<b>Manufacturing</b> .....	(A)	(D)	(D)	3	2	1	—	—	—	—	—	—	—
42	<b>Wholesale trade</b> .....	42	182	549	8	4	3	1	—	—	—	—	—	—
44-45	<b>Retail trade</b> .....	222	701	2 995	36	19	10	4	3	—	—	—	—	—
48-49	<b>Transportation &amp; warehousing</b> .....	11	14	108	6	6	—	—	—	—	—	—	—	—
51	<b>Information</b> .....	(A)	(D)	(D)	1	—	1	—	—	—	—	—	—	—
52	<b>Finance &amp; insurance</b> .....	52	316	1 332	11	6	2	3	—	—	—	—	—	—
53	<b>Real estate &amp; rental &amp; leasing</b> .....	18	30	108	6	5	1	—	—	—	—	—	—	—
54	<b>Professional, scientific &amp; technical services</b> .....	(A)	(D)	(D)	6	6	—	—	—	—	—	—	—	—
56	<b>Admin, support, waste mgt, remediation services</b> .....	4	13	52	4	4	—	—	—	—	—	—	—	—
61	<b>Educational services</b> .....	(C)	(D)	(D)	2	1	—	—	—	1	—	—	—	—
611	Educational services .....	(C)	(D)	(D)	2	1	—	—	—	1	—	—	—	—
62	<b>Health care and social assistance</b> .....	348	3 213	13 168	13	4	4	1	1	2	1	—	—	—
622	Hospitals .....	(C)	(D)	(D)	1	—	—	—	—	—	1	—	—	—
6221	General medical & surgical hospitals .....	(C)	(D)	(D)	1	—	—	—	—	—	1	—	—	—
62211	General medical & surgical hospitals .....	(C)	(D)	(D)	1	—	—	—	—	—	1	—	—	—
624	Social assistance .....	139	421	1 864	7	2	3	—	1	1	—	—	—	—
71	<b>Arts, entertainment &amp; recreation</b> .....	1	5	52	4	4	—	—	—	—	—	—	—	—
72	<b>Accommodation &amp; food services</b> .....	87	161	618	15	7	4	4	—	—	—	—	—	—
81	<b>Other services (except public administration)</b> .....	63	143	568	17	13	2	2	—	—	—	—	—	—
95	<b>Auxiliaries (exc corporate, subsidiary &amp; regional mgt)</b> .....	(A)	(D)	(D)	1	1	—	—	—	—	—	—	—	—
99	<b>Unclassified establishments</b> .....	(A)	(D)	(D)	1	1	—	—	—	—	—	—	—	—
<b>BROADWATER</b>														
	<b>Total</b> .....	670	3 949	16 563	111	74	19	11	5	1	1	—	—	—
11	<b>Forestry, fishing, hunting, and agriculture support</b> .....	(A)	(D)	(D)	2	2	—	—	—	—	—	—	—	—
21	<b>Mining</b> .....	(B)	(D)	(D)	2	—	—	2	—	—	—	—	—	—
22	<b>Utilities</b> .....	(A)	(D)	(D)	1	1	—	—	—	—	—	—	—	—
23	<b>Construction</b> .....	(B)	(D)	(D)	16	11	4	1	—	—	—	—	—	—
31-33	<b>Manufacturing</b> .....	158	1 176	4 742	8	4	2	—	1	—	1	—	—	—
321	Wood product mfg .....	(C)	(D)	(D)	2	1	—	—	—	—	1	—	—	—
3211	Sawmills & wood preservation .....	(C)	(D)	(D)	2	1	—	—	—	—	1	—	—	—
32111	Sawmills & wood preservation .....	(C)	(D)	(D)	2	1	—	—	—	—	1	—	—	—
42	<b>Wholesale trade</b> .....	50	262	1 236	8	4	2	2	—	—	—	—	—	—
44-45	<b>Retail trade</b> .....	85	302	1 575	13	8	2	2	1	—	—	—	—	—
48-49	<b>Transportation &amp; warehousing</b> .....	52	271	1 140	8	6	—	1	1	—	—	—	—	—
51	<b>Information</b> .....	(A)	(D)	(D)	1	1	—	—	—	—	—	—	—	—
52	<b>Finance &amp; insurance</b> .....	(B)	(D)	(D)	6	4	1	1	—	—	—	—	—	—
53	<b>Real estate &amp; rental &amp; leasing</b> .....	(A)	(D)	(D)	2	2	—	—	—	—	—	—	—	—
54	<b>Professional, scientific &amp; technical services</b> .....	(A)	(D)	(D)	6	4	2	—	—	—	—	—	—	—
55	<b>Management of companies &amp; enterprises</b> .....	(A)	(D)	(D)	1	1	—	—	—	—	—	—	—	—
56	<b>Admin, support, waste mgt, remediation services</b> .....	(A)	(D)	(D)	3	3	—	—	—	—	—	—	—	—

See footnotes at end of table.

**Table 6. Counties—Employees, Payroll, and Establishments by Industry: 2002—Con.**

[Excludes most government employees, railroad employees, and self-employed persons. Size class 1 to 4 includes establishments with payroll, but no employees, during mid-March pay period. (D) denotes figures withheld to avoid disclosing data for individual companies; the data are included in broader industry totals. Detailed industries with 100 or more employees are shown if industry was not a (D). For explanation of terms, abbreviations, and data reliability/comparability, see introductory text]

NAICS code	Industry	Number of employees for week including March 12	Payroll (\$1,000)		Total number of establishments	Number of establishments by employment-size class								
			First quarter	Annual		1 to 4	5 to 9	10 to 19	20 to 49	50 to 99	100 to 249	250 to 499	500 to 999	1,000 or more
<b>BROADWATER—Con.</b>														
62	Health care and social assistance .....	86	509	2 011	7	5	—	1	—	1	—	—	—	—
71	Arts, entertainment & recreation .....	(A)	(D)	(D)	5	5	—	—	—	—	—	—	—	—
72	Accommodation & food services .....	100	181	889	15	6	6	1	2	—	—	—	—	—
81	Other services (except public administration) .....	(A)	(D)	(D)	7	7	—	—	—	—	—	—	—	—
<b>CARBON</b>														
	Total .....	1 911	8 103	34 492	350	251	47	37	13	—	2	—	—	—
11	Forestry, fishing, hunting, and agriculture support .....	(B)	(D)	(D)	2	1	—	—	1	—	—	—	—	—
21	Mining .....	(A)	(D)	(D)	4	3	1	—	—	—	—	—	—	—
22	Utilities .....	(B)	(D)	(D)	7	5	1	1	—	—	—	—	—	—
23	Construction .....	168	884	4 384	58	50	4	3	1	—	—	—	—	—
31-33	Manufacturing .....	88	396	1 837	11	7	2	1	1	—	—	—	—	—
42	Wholesale trade .....	60	369	1 553	9	4	2	3	—	—	—	—	—	—
44-45	Retail trade .....	316	1 049	4 768	65	46	6	11	2	—	—	—	—	—
48-49	Transportation & warehousing .....	27	245	988	12	10	2	—	—	—	—	—	—	—
51	Information .....	36	224	883	7	4	1	2	—	—	—	—	—	—
52	Finance & insurance .....	67	562	2 069	12	7	2	3	—	—	—	—	—	—
53	Real estate & rental & leasing .....	31	60	219	18	16	1	1	—	—	—	—	—	—
54	Professional, scientific & technical services .....	79	511	2 401	27	22	4	1	—	—	—	—	—	—
55	Management of companies & enterprises .....	(A)	(D)	(D)	1	1	—	—	—	—	—	—	—	—
56	Admin, support, waste mgt, remediation services .....	22	46	364	9	7	2	—	—	—	—	—	—	—
61	Educational services .....	8	28	249	4	3	1	—	—	—	—	—	—	—
62	Health care and social assistance .....	254	1 378	5 169	22	11	7	1	2	—	1	—	—	—
622	Hospitals .....	(C)	(D)	(D)	1	—	—	—	—	—	1	—	—	—
6221	General medical & surgical hospitals .....	(C)	(D)	(D)	1	—	—	—	—	—	1	—	—	—
62211	General medical & surgical hospitals .....	(C)	(D)	(D)	1	—	—	—	—	—	1	—	—	—
71	Arts, entertainment & recreation .....	236	579	1 593	10	7	—	2	—	—	1	—	—	—
713	Amusement, gambling & recreation industries .....	221	520	1 376	4	1	—	2	—	—	1	—	—	—
7139	Other amusement & recreation industries .....	(C)	(D)	(D)	2	1	—	—	—	—	—	—	—	—
71392	Skiing facilities .....	(C)	(D)	(D)	2	1	—	—	—	—	1	—	—	—
72	Accommodation & food services .....	393	942	4 725	47	23	11	7	6	—	—	—	—	—
721	Accommodation .....	137	425	2 026	12	5	2	3	2	—	—	—	—	—
7211	Traveler accommodation .....	(C)	(D)	(D)	11	4	2	3	2	—	—	—	—	—
72111	Hotels (exc casino hotels) & motels .....	(C)	(D)	(D)	9	2	2	3	2	—	—	—	—	—
722	Food services & drinking places .....	256	517	2 699	35	18	9	4	4	—	—	—	—	—
7221	Full-service restaurants .....	178	409	2 096	15	6	2	3	4	—	—	—	—	—
72211	Full-service restaurants .....	178	409	2 096	15	6	2	3	4	—	—	—	—	—
722110	Full-service restaurants .....	178	409	2 096	15	6	2	3	4	—	—	—	—	—
81	Other services (except public administration) .....	58	178	758	24	23	—	1	—	—	—	—	—	—
99	Unclassified establishments .....	(A)	(D)	(D)	1	1	—	—	—	—	—	—	—	—
<b>CARTER</b>														
	Total .....	133	536	2 639	28	21	3	3	—	1	—	—	—	—
11	Forestry, fishing, hunting, and agriculture support .....	(A)	(D)	(D)	1	1	—	—	—	—	—	—	—	—
22	Utilities .....	(A)	(D)	(D)	1	—	—	1	—	—	—	—	—	—
23	Construction .....	(A)	(D)	(D)	3	3	—	—	—	—	—	—	—	—
31-33	Manufacturing .....	(A)	(D)	(D)	1	1	—	—	—	—	—	—	—	—
42	Wholesale trade .....	(A)	(D)	(D)	1	1	—	—	—	—	—	—	—	—
44-45	Retail trade .....	23	58	242	4	2	1	1	—	—	—	—	—	—
48-49	Transportation & warehousing .....	(A)	(D)	(D)	4	4	—	—	—	—	—	—	—	—
52	Finance & insurance .....	(A)	(D)	(D)	2	1	—	1	—	—	—	—	—	—
53	Real estate & rental & leasing .....	(A)	(D)	(D)	1	1	—	—	—	—	—	—	—	—
54	Professional, scientific & technical services .....	(A)	(D)	(D)	2	2	—	—	—	—	—	—	—	—
56	Admin, support, waste mgt, remediation services .....	(A)	(D)	(D)	1	1	—	—	—	—	—	—	—	—
62	Health care and social assistance .....	(B)	(D)	(D)	2	1	—	—	—	1	—	—	—	—
72	Accommodation & food services .....	(A)	(D)	(D)	2	1	1	—	—	—	—	—	—	—
81	Other services (except public administration) .....	(A)	(D)	(D)	3	2	1	—	—	—	—	—	—	—

See footnotes at end of table.

**Table 6. Counties—Employees, Payroll, and Establishments by Industry: 2002—Con.**

[Excludes most government employees, railroad employees, and self-employed persons. Size class 1 to 4 includes establishments with payroll, but no employees, during mid-March pay period. (D) denotes figures withheld to avoid disclosing data for individual companies; the data are included in broader industry totals. Detailed industries with 100 or more employees are shown if industry was not a (D). For explanation of terms, abbreviations, and data reliability/comparability, see introductory text]

NAICS code	Industry	Number of employees for week including March 12	Payroll (\$1,000)		Total number of establishments	Number of establishments by employment-size class									
			First quarter	Annual		1 to 4	5 to 9	10 to 19	20 to 49	50 to 99	100 to 249	250 to 499	500 to 999	1,000 or more	
<b>CASCADE</b>															
	<b>Total .....</b>	<b>27 710</b>	<b>148 996</b>	<b>633 932</b>	<b>2 510</b>	<b>1 372</b>	<b>490</b>	<b>340</b>	<b>220</b>	<b>62</b>	<b>19</b>	<b>5</b>	<b>1</b>	<b>1</b>	
11	<b>Forestry, fishing, hunting, and agriculture support .....</b>	—	—	75	5	5	—	—	—	—	—	—	—	—	
21	<b>Mining .....</b>	30	126	747	4	3	—	—	1	—	—	—	—	—	
22	<b>Utilities .....</b>	167	1 985	9 155	12	8	—	1	1	2	—	—	—	—	
221	Utilities .....	167	1 985	9 155	12	8	—	1	1	2	—	—	—	—	
23	<b>Construction .....</b>	1 362	10 342	49 094	252	176	39	24	10	3	—	—	—	—	
233	Building, developing & general contracting .....	399	2 720	13 655	82	61	11	7	2	1	—	—	—	—	
2332	Residential building construction .....	135	609	2 973	62	53	7	2	—	—	—	—	—	—	
23321	Single-family housing construction .....	135	609	2 973	62	53	7	2	—	—	—	—	—	—	
233210	Single-family housing construction .....	135	609	2 973	62	53	7	2	—	—	—	—	—	—	
2333	Nonresidential building construction .....	(E)	(D)	(D)	17	5	4	5	2	1	—	—	—	—	
23332	Commercial & institutional bldg construction .....	245	1 904	9 906	16	5	4	4	2	1	—	—	—	—	
233320	Commercial & institutional bldg construction .....	245	1 904	9 906	16	5	4	4	2	1	—	—	—	—	
234	Heavy construction .....	208	2 575	11 559	18	7	5	4	1	1	—	—	—	—	
2341	Highway, street, bridge & tunnel construction .....	159	2 283	9 979	8	1	2	3	1	1	—	—	—	—	
235	Special trade contractors .....	755	5 047	23 880	152	108	23	13	7	1	—	—	—	—	
2351	Plumbing, heating & AC contractor .....	281	2 514	10 336	29	15	7	3	3	1	—	—	—	—	
23511	Plumbing, heating & AC contractor .....	281	2 514	10 336	29	15	7	3	3	1	—	—	—	—	
235110	Plumbing, heating & AC contractor .....	281	2 514	10 336	29	15	7	3	3	1	—	—	—	—	
2353	Electrical contractors .....	121	956	4 008	15	8	4	1	2	—	—	—	—	—	
23531	Electrical contractors .....	121	956	4 008	15	8	4	1	2	—	—	—	—	—	
235310	Electrical contractors .....	121	956	4 008	15	8	4	1	2	—	—	—	—	—	
31-33	<b>Manufacturing .....</b>	925	6 632	27 571	71	38	13	6	7	7	—	—	—	—	
311	Food mfg .....	311	2 742	11 111	15	4	5	1	3	2	—	—	—	—	
323	Printing & related support activities .....	180	1 151	5 054	8	3	—	2	1	2	—	—	—	—	
3231	Printing & related support activities .....	180	1 151	5 054	8	3	—	2	1	2	—	—	—	—	
32311	Printing .....	180	1 151	5 054	8	3	—	2	1	2	—	—	—	—	
323110	Commercial lithographic printing .....	157	1 048	4 582	4	—	—	1	1	2	—	—	—	—	
339	Miscellaneous mfg .....	192	943	3 657	17	12	2	—	1	2	—	—	—	—	
3399	Other miscellaneous mfg .....	173	852	3 255	10	6	1	—	1	2	—	—	—	—	
33993	Doll, toy & game mfg .....	(C)	(D)	(D)	2	—	—	—	—	2	—	—	—	—	
42	<b>Wholesale trade .....</b>	1 111	8 192	34 962	132	69	30	18	11	4	—	—	—	—	
421	Wholesale trade, durable goods .....	647	4 870	20 647	83	43	19	12	8	1	—	—	—	—	
4218	Machinery, equipment & supplies whsle .....	187	1 435	6 660	26	13	6	4	3	—	—	—	—	—	
422	Wholesale trade, nondurable goods .....	464	3 322	14 315	49	26	11	6	3	3	—	—	—	—	
4224	Grocery & related product whsle .....	165	1 002	4 272	11	5	2	2	—	2	—	—	—	—	
42249	Other grocery & related products whsle .....	147	930	3 982	6	1	1	2	—	2	—	—	—	—	
422490	Other grocery & related products whsle .....	147	930	3 982	6	1	1	2	—	2	—	—	—	—	
44-45	<b>Retail trade .....</b>	5 443	24 780	104 770	427	182	123	73	26	15	6	2	—	—	
441	Motor vehicle & parts dealers .....	822	5 311	22 961	69	27	18	17	2	5	—	—	—	—	
4411	Automobile dealers .....	499	3 599	15 543	26	11	6	2	2	5	—	—	—	—	
44111	New car dealers .....	371	2 685	11 644	8	1	—	1	2	4	—	—	—	—	
441110	New car dealers .....	371	2 685	11 644	8	1	—	1	2	4	—	—	—	—	
44112	Used car dealers .....	128	914	3 899	18	10	6	1	—	1	—	—	—	—	
441120	Used car dealers .....	128	914	3 899	18	10	6	1	—	1	—	—	—	—	
4412	Other motor vehicle dealers .....	103	660	2 684	9	2	1	6	—	—	—	—	—	—	
4413	Automotive parts, accessories & tire stores .....	220	1 052	4 734	34	14	11	9	—	—	—	—	—	—	
44131	Automotive parts, accessories & tire stores .....	113	477	2 161	18	7	8	3	—	—	—	—	—	—	
441310	Automotive parts, accessories & tire stores .....	113	477	2 161	18	7	8	3	—	—	—	—	—	—	
44132	Tire dealers .....	107	575	2 573	16	7	3	6	—	—	—	—	—	—	
441320	Tire dealers .....	107	575	2 573	16	7	3	6	—	—	—	—	—	—	
442	Furniture & home furnishing stores .....	164	771	3 271	24	8	11	4	1	—	—	—	—	—	
443	Electronics & appliance stores .....	155	850	3 345	27	15	8	2	2	—	—	—	—	—	
4431	Electronics & appliance stores .....	155	850	3 345	27	15	8	2	2	—	—	—	—	—	
44311	Appliance, TV & all other electronics stores ..	117	713	2 774	19	12	4	1	2	—	—	—	—	—	
444	Bldg material & garden equip & supp dealers .....	560	3 415	14 142	48	18	20	5	2	2	1	—	—	—	
4441	Building material & supplies dealers .....	429	2 667	11 038	34	12	16	2	1	2	1	—	—	—	
44419	Other building material dealers .....	281	1 869	7 588	25	9	12	2	—	1	—	—	—	—	
444190	Other building material dealers .....	281	1 869	7 588	25	9	12	2	—	1	—	—	—	—	
4442	Lawn & garden equip & supplies stores .....	131	748	3 104	14	6	4	3	1	—	—	—	—	—	
44422	Nursery & garden centers .....	131	748	3 104	14	6	4	3	1	—	—	—	—	—	
444220	Nursery & garden centers .....	131	748	3 104	14	6	4	3	1	—	—	—	—	—	
445	Food & beverage stores .....	601	2 643	10 828	36	18	6	5	2	4	1	—	—	—	
4451	Grocery stores .....	(F)	(D)	(D)	16	4	3	2	2	4	1	—	—	—	
44511	Grocery (except convenience) stores .....	510	2 350	9 366	14	3	2	2	2	4	1	—	—	—	
445110	Grocery (except convenience) stores .....	510	2 350	9 366	14	3	2	2	2	4	1	—	—	—	
446	Health & personal care stores .....	533	2 341	11 303	30	14	8	4	3	—	—	1	—	—	
4461	Health & personal care stores .....	533	2 341	11 303	30	14	8	4	3	—	—	1	—	—	
44611	Pharmacies & drug stores .....	120	799	4 952	11	2	5	2	2	—	—	—	—	—	
446110	Pharmacies & drug stores .....	120	799	4 952	11	2	5	2	2	—	—	—	—	—	
44619	Other health & personal care stores .....	374	1 382	5 759	11	7	1	1	1	—	—	—	—	—	
446199	All other health & personal care stores .....	355	1 326	5 530	6	3	—	1	1	—	—	—	—	—	

See footnotes at end of table.

Table 6. Counties—Employees, Payroll, and Establishments by Industry: 2002—Con.

[Excludes most government employees, railroad employees, and self-employed persons. Size class 1 to 4 includes establishments with payroll, but no employees, during mid-March pay period. (D) denotes figures withheld to avoid disclosing data for individual companies; the data are included in broader industry totals. Detailed industries with 100 or more employees are shown if industry was not a (D). For explanation of terms, abbreviations, and data reliability/comparability, see introductory text]

NAICS code	Industry	Number of employees for week including March 12	Payroll (\$1,000)		Total number of establishments	Number of establishments by employment-size class								
			First quarter	Annual		1 to 4	5 to 9	10 to 19	20 to 49	50 to 99	100 to 249	250 to 499	500 to 999	1,000 or more
<b>CASCADE—Con.</b>														
<b>44-45</b>	<b>Retail trade—Con.</b>													
447	Gasoline stations .....	338	1 065	4 423	39	13	13	9	4	—	—	—	—	—
4471	Gasoline stations .....	338	1 065	4 423	39	13	13	9	4	—	—	—	—	—
44711	Gasoline stations with convenience stores ...	221	717	3 056	27	10	6	9	2	—	—	—	—	—
447110	Gasoline stations with convenience stores ...	221	717	3 056	27	10	6	9	2	—	—	—	—	—
44719	Other gasoline stations .....	117	348	1 367	12	3	7	—	2	—	—	—	—	—
447190	Other gasoline stations .....	117	348	1 367	12	3	7	—	2	—	—	—	—	—
448	Clothing & clothing accessories stores .....	302	998	3 834	43	15	18	9	1	—	—	—	—	—
4481	Clothing stores .....	198	613	2 342	23	7	8	7	1	—	—	—	—	—
451	Sporting goods, hobby, book & music stores .....	356	1 006	4 375	31	14	5	6	5	1	—	—	—	—
4511	Sporting goods, hobby, musical instrument stores .....	250	716	3 139	24	13	3	4	3	1	—	—	—	—
45111	Sporting goods stores .....	126	385	1 744	10	6	—	2	1	1	—	—	—	—
451110	Sporting goods stores .....	126	385	1 744	10	6	—	2	1	1	—	—	—	—
4512	Book, periodical & music stores .....	106	290	1 236	7	1	2	2	2	—	—	—	—	—
452	General merchandise stores .....	(G)	(D)	(D)	10	1	—	1	—	3	4	1	—	—
4521	Department stores .....	1 000	4 065	16 608	7	—	—	—	—	3	3	1	—	—
45211	Department stores .....	1 000	4 065	16 608	7	—	—	—	—	3	3	1	—	—
452110	Department stores .....	1 000	4 065	16 608	7	—	—	—	—	3	3	1	—	—
4529	Other general merchandise stores .....	(C)	(D)	(D)	3	1	—	1	—	—	1	—	—	—
45291	Warehouse clubs & superstores .....	(C)	(D)	(D)	1	—	—	—	—	1	—	—	—	—
453	Miscellaneous store retailers .....	316	1 058	4 388	53	31	12	8	2	—	—	—	—	—
4532	Office supplies, stationery & gift stores .....	110	447	1 744	16	9	3	3	1	—	—	—	—	—
454	Nonstore retailers .....	(C)	(D)	(D)	17	8	4	3	2	—	—	—	—	—
4543	Direct selling establishments .....	118	591	2 363	14	6	3	3	2	—	—	—	—	—
<b>48-49</b>	<b>Transportation &amp; warehousing</b>													
484	Truck transportation .....	348	2 045	8 581	51	29	12	7	2	1	—	—	—	—
4841	General freight trucking .....	195	1 084	4 525	26	16	7	1	1	1	—	—	—	—
48412	General freight trucking, long-distance .....	166	912	3 769	20	13	5	—	1	1	—	—	—	—
484121	General freight trucking, long-distance, TL ..	150	743	3 137	17	12	3	—	1	1	—	—	—	—
4842	Specialized freight trucking .....	153	961	4 056	25	13	5	6	1	—	—	—	—	—
485	Transit & ground passenger transportation .....	182	339	1 387	4	1	—	1	1	—	1	—	—	—
4854	School & employee bus transportation .....	(C)	(D)	(D)	1	—	—	—	—	—	1	—	—	—
48541	School & employee bus transportation .....	(C)	(D)	(D)	1	—	—	—	—	—	1	—	—	—
492	Couriers & messengers .....	218	1 059	4 533	12	5	4	—	1	2	—	—	—	—
4921	Couriers .....	208	1 024	4 378	8	1	4	—	1	2	—	—	—	—
49211	Couriers .....	208	1 024	4 378	8	1	4	—	1	2	—	—	—	—
492110	Couriers .....	208	1 024	4 378	8	1	4	—	1	2	—	—	—	—
<b>51</b>	<b>Information</b>													
511	Publishing industries .....	203	1 584	6 650	6	3	—	2	—	—	1	—	—	—
5111	Newspaper, periodical, book, database publishers .....	(C)	(D)	(D)	4	2	—	1	—	—	1	—	—	—
51111	Newspaper publishers .....	(C)	(D)	(D)	1	—	—	—	—	—	1	—	—	—
512	Motion picture & sound recording industries .....	(C)	(D)	(D)	7	3	1	1	2	—	—	—	—	—
5121	Motion picture & video industries .....	(C)	(D)	(D)	6	2	1	1	2	—	—	—	—	—
513	Broadcasting & telecommunications .....	317	2 155	9 486	19	8	2	3	5	1	—	—	—	—
5131	Radio & television broadcasting .....	(C)	(D)	(D)	6	1	1	1	3	—	—	—	—	—
5132	Cable networks & program distribution .....	(C)	(D)	(D)	3	—	1	—	1	1	—	—	—	—
51322	Cable & other program distribution .....	(C)	(D)	(D)	3	—	1	—	1	1	—	—	—	—
<b>52</b>	<b>Finance &amp; insurance</b>													
522	Credit intermediation & related activities .....	789	5 575	21 208	61	24	14	9	11	2	1	—	—	—
5221	Depository credit intermediation .....	524	3 966	15 613	33	9	6	6	10	2	—	—	—	—
52211	Commercial banking .....	372	3 124	12 109	24	7	5	5	5	2	—	—	—	—
522110	Commercial banking .....	372	3 124	12 109	24	7	5	5	5	2	—	—	—	—
52213	Credit unions .....	152	842	3 504	9	2	1	1	5	—	—	—	—	—
522130	Credit unions .....	152	842	3 504	9	2	1	1	5	—	—	—	—	—
5222	Nondepository credit intermediation .....	254	1 567	5 448	25	13	7	3	1	—	1	—	—	—
52229	Other nondepository credit intermediation ...	254	1 567	5 448	25	13	7	3	1	—	1	—	—	—
522292	Real estate credit .....	161	1 100	3 392	6	2	1	1	1	—	1	—	—	—
523	Security, commodity contracts & like activity .....	251	4 514	16 910	35	24	3	3	5	—	—	—	—	—
5231	Secrty & comdty contracts intermed & brokerage ..	130	3 078	11 600	14	7	2	3	2	—	—	—	—	—
52312	Securities brokerage .....	106	2 581	10 153	9	4	1	2	2	—	—	—	—	—
523120	Securities brokerage .....	106	2 581	10 153	9	4	1	2	2	—	—	—	—	—
5239	Other financial investment activities .....	121	1 436	5 310	21	17	1	—	3	—	—	—	—	—
524	Insurance carriers & related activities .....	1 112	7 991	32 835	88	65	8	6	7	—	1	—	1	—
5241	Insurance carriers .....	782	4 908	21 646	22	14	3	1	2	—	1	—	1	—
52411	Direct life, health, medical insurance carriers .	(C)	(D)	(D)	4	1	2	—	—	—	1	—	—	—
52412	Other direct insurance carriers .....	626	3 472	16 085	15	11	1	1	1	—	—	—	1	—
5242	Agencies & other insurance related activities ...	330	3 083	11 189	66	51	5	5	5	—	—	—	—	—
52421	Insurance agencies & brokerages .....	265	2 449	8 705	61	49	4	5	3	—	—	—	—	—
524210	Insurance agencies & brokerages .....	265	2 449	8 705	61	49	4	5	3	—	—	—	—	—
<b>53</b>	<b>Real estate &amp; rental &amp; leasing</b>													
531	Real estate .....	205	678	3 513	92	85	5	1	1	—	—	—	—	—
5311	Lessors of real estate .....	119	373	2 094	47	42	4	—	1	—	—	—	—	—
532	Rental & leasing services .....	120	542	2 634	26	15	6	5	—	—	—	—	—	—

See footnotes at end of table.



**Table 6. Counties—Employees, Payroll, and Establishments by Industry: 2002—Con.**

[Excludes most government employees, railroad employees, and self-employed persons. Size class 1 to 4 includes establishments with payroll, but no employees, during mid-March pay period. (D) denotes figures withheld to avoid disclosing data for individual companies; the data are included in broader industry totals. Detailed industries with 100 or more employees are shown if industry was not a (D). For explanation of terms, abbreviations, and data reliability/comparability, see introductory text]

NAICS code	Industry	Number of employees for week including March 12	Payroll (\$1,000)		Total number of establishments	Number of establishments by employment-size class								
			First quarter	Annual		1 to 4	5 to 9	10 to 19	20 to 49	50 to 99	100 to 249	250 to 499	500 to 999	1,000 or more
<b>CASCADE—Con.</b>														
<b>54</b>	<b>Professional, scientific &amp; technical services</b>	<b>1 016</b>	<b>8 044</b>	<b>35 393</b>	<b>204</b>	<b>142</b>	<b>29</b>	<b>22</b>	<b>11</b>	—	—	—	—	—
541	Professional, scientific & technical services	1 016	8 044	35 393	204	142	29	22	11	—	—	—	—	—
5411	Legal services	300	3 019	14 652	68	48	10	9	1	—	—	—	—	—
54111	Offices of lawyers	(E)	(D)	(D)	66	46	10	9	1	—	—	—	—	—
5412	Accounting, tax prep, bookkeep, payroll services	248	1 327	5 734	38	23	8	3	4	—	—	—	—	—
54121	Accounting, tax prep, bookkeep, payroll services	248	1 327	5 734	38	23	8	3	4	—	—	—	—	—
541211	Offices of certified public accountants	138	1 014	4 581	22	14	4	2	2	—	—	—	—	—
5413	Architectural, engineering & related services	186	2 039	8 156	30	18	5	4	3	—	—	—	—	—
54133	Engineering services	125	1 477	5 912	13	5	3	3	2	—	—	—	—	—
541330	Engineering services	125	1 477	5 912	13	5	3	3	2	—	—	—	—	—
5419	Oth professional, scientific, technical services	124	362	2 061	30	21	5	3	1	—	—	—	—	—
54194	Veterinary services	103	273	1 582	20	13	3	3	1	—	—	—	—	—
541940	Veterinary services	103	273	1 582	20	13	3	3	1	—	—	—	—	—
<b>55</b>	<b>Management of companies &amp; enterprises</b>	<b>222</b>	<b>2 388</b>	<b>9 500</b>	<b>13</b>	<b>6</b>	<b>2</b>	<b>2</b>	<b>2</b>	<b>1</b>	—	—	—	—
551	Management of companies & enterprises	222	2 388	9 500	13	6	2	2	2	1	—	—	—	—
5511	Management of companies & enterprises	222	2 388	9 500	13	6	2	2	2	1	—	—	—	—
55111	Management of companies & enterprises	222	2 388	9 500	13	6	2	2	2	1	—	—	—	—
551114	Corp, subsidiary & regional managing offices	222	2 388	9 500	13	6	2	2	2	1	—	—	—	—
<b>56</b>	<b>Admin, support, waste mgt, remediation services</b>	<b>1 195</b>	<b>4 433</b>	<b>17 594</b>	<b>101</b>	<b>62</b>	<b>17</b>	<b>7</b>	<b>8</b>	<b>4</b>	<b>3</b>	—	—	—
561	Administrative & support services	1 140	4 130	16 181	95	59	15	7	7	4	3	—	—	—
5613	Employment services	234	625	2 420	5	2	—	—	1	1	1	—	—	—
56131	Employment placement agencies	(C)	(D)	(D)	3	2	—	—	—	1	1	—	—	—
56132	Temporary help services	(C)	(D)	(D)	2	—	—	—	—	1	1	—	—	—
5614	Business support services	236	829	3 139	22	15	3	2	1	—	1	—	—	—
56142	Telephone call centers	165	523	1 879	3	—	—	2	—	—	1	—	—	—
5617	Services to buildings & dwellings	301	849	4 058	41	27	7	1	5	1	—	—	—	—
56172	Janitorial services	158	445	2 015	12	5	3	1	2	1	—	—	—	—
561720	Janitorial services	158	445	2 015	12	5	3	1	2	1	—	—	—	—
56173	Landscaping services	103	187	1 082	21	16	3	—	2	—	—	—	—	—
561730	Landscaping services	103	187	1 082	21	16	3	—	2	—	—	—	—	—
5619	Other support services	180	336	1 645	9	4	2	2	—	—	1	—	—	—
56199	All other support services	180	336	1 645	9	4	2	2	—	—	1	—	—	—
561990	All other support services	180	336	1 645	9	4	2	2	—	—	1	—	—	—
<b>61</b>	<b>Educational services</b>	<b>518</b>	<b>1 415</b>	<b>5 614</b>	<b>16</b>	<b>10</b>	<b>1</b>	<b>1</b>	<b>3</b>	—	—	<b>1</b>	—	—
611	Educational services	518	1 415	5 614	16	10	1	1	3	—	—	1	—	—
6113	Colleges, universities & professional schools	(E)	(D)	(D)	2	1	—	—	—	—	—	1	—	—
61131	Colleges, universities & professional schools	(E)	(D)	(D)	2	1	—	—	—	—	—	1	—	—
<b>62</b>	<b>Health care and social assistance</b>	<b>5 610</b>	<b>34 502</b>	<b>148 252</b>	<b>278</b>	<b>135</b>	<b>65</b>	<b>40</b>	<b>22</b>	<b>9</b>	<b>4</b>	<b>2</b>	—	<b>1</b>
621	Ambulatory health care services	1 467	11 057	51 289	164	86	45	21	9	2	—	1	—	—
6211	Offices of physicians	705	6 988	32 722	60	33	12	11	3	—	—	1	—	—
62111	Offices of physicians	705	6 988	32 722	60	33	12	11	3	—	—	1	—	—
621111	Offices of physicians (exc mental health)	705	6 988	32 722	60	33	12	11	3	—	—	1	—	—
6212	Offices of dentists	216	1 186	6 625	40	19	17	4	—	—	—	—	—	—
62121	Offices of dentists	216	1 186	6 625	40	19	17	4	—	—	—	—	—	—
621210	Offices of dentists	216	1 186	6 625	40	19	17	4	—	—	—	—	—	—
6213	Offices of other health practitioners	156	1 102	4 719	34	24	7	1	2	—	—	—	—	—
6214	Outpatient care centers	177	1 110	4 436	18	9	4	3	1	1	—	—	—	—
62142	Outpatient mental health, substance abuse ctrs	(C)	(D)	(D)	10	5	2	1	1	1	—	—	—	—
6216	Home health care services	139	494	1 892	8	—	4	1	3	—	—	—	—	—
62161	Home health care services	139	494	1 892	8	—	4	1	3	—	—	—	—	—
621610	Home health care services	139	494	1 892	8	—	4	1	3	—	—	—	—	—
622	Hospitals	(G)	(D)	(D)	1	—	—	—	—	—	—	—	—	1
6221	General medical & surgical hospitals	(G)	(D)	(D)	1	—	—	—	—	—	—	—	—	1
62211	General medical & surgical hospitals	(G)	(D)	(D)	1	—	—	—	—	—	—	—	—	1
623	Nursing & residential care facilities	1 193	5 120	20 748	26	4	3	7	6	2	3	1	—	—
6231	Nursing care facilities	547	2 839	11 215	3	—	—	—	—	—	2	1	—	—
62311	Nursing care facilities	547	2 839	11 215	3	—	—	—	—	—	2	1	—	—
623110	Nursing care facilities	547	2 839	11 215	3	—	—	—	—	—	2	1	—	—
6233	Community care facilities for the elderly	485	1 700	7 168	15	3	3	3	3	2	1	—	—	—
62331	Community care facilities for the elderly	485	1 700	7 168	15	3	3	3	3	2	1	—	—	—
624	Social assistance	(G)	(D)	(D)	87	45	17	12	7	5	1	—	—	—
6241	Individual & family services	(E)	(D)	(D)	34	16	7	4	5	2	—	—	—	—
62412	Services for elderly & disabled persons	273	1 197	4 651	14	5	4	1	2	—	—	—	—	—
624120	Services for elderly & disabled persons	273	1 197	4 651	14	5	4	1	2	—	—	—	—	—
62419	Other individual & family services	161	739	2 994	16	8	3	3	2	—	—	—	—	—
624190	Other individual & family services	161	739	2 994	16	8	3	3	2	—	—	—	—	—
6243	Vocational rehabilitation services	(E)	(D)	(D)	7	2	3	—	1	—	1	—	—	—
62431	Vocational rehabilitation services	(E)	(D)	(D)	7	2	3	—	1	—	1	—	—	—
6244	Child day care services	395	987	3 892	41	24	5	8	1	3	—	—	—	—
62441	Child day care services	395	987	3 892	41	24	5	8	1	3	—	—	—	—
624410	Child day care services	395	987	3 892	41	24	5	8	1	3	—	—	—	—

See footnotes at end of table.

**Table 6. Counties—Employees, Payroll, and Establishments by Industry: 2002—Con.**

[Excludes most government employees, railroad employees, and self-employed persons. Size class 1 to 4 includes establishments with payroll, but no employees, during mid-March pay period. (D) denotes figures withheld to avoid disclosing data for individual companies; the data are included in broader industry totals. Detailed industries with 100 or more employees are shown if industry was not a (D). For explanation of terms, abbreviations, and data reliability/comparability, see introductory text]

NAICS code	Industry	Number of employees for week including March 12	Payroll (\$1,000)		Total number of establishments	Number of establishments by employment-size class								
			First quarter	Annual		1 to 4	5 to 9	10 to 19	20 to 49	50 to 99	100 to 249	250 to 499	500 to 999	1,000 or more
<b>CASCADE—Con.</b>														
<b>71</b>	<b>Arts, entertainment &amp; recreation</b> .....	<b>612</b>	<b>1 879</b>	<b>8 531</b>	<b>65</b>	<b>32</b>	<b>13</b>	<b>12</b>	<b>6</b>	<b>2</b>	—	—	—	—
713	Amusement, gambling & recreation industries .....	532	1 587	7 362	56	26	13	11	4	2	—	—	—	—
7132	Gambling industries (C) .....	(D)	(D)	(D)	25	9	7	7	2	—	—	—	—	—
71329	Other gambling industries .....	220	701	3 196	24	8	7	7	2	—	—	—	—	—
713290	Other gambling industries .....	220	701	3 196	24	8	7	7	2	—	—	—	—	—
7139	Other amusement & recreation industries .....	(E)	(D)	(D)	30	17	6	3	2	2	—	—	—	—
<b>72</b>	<b>Accommodation &amp; food services</b> .....	<b>3 998</b>	<b>9 015</b>	<b>39 016</b>	<b>261</b>	<b>76</b>	<b>48</b>	<b>68</b>	<b>60</b>	<b>7</b>	<b>2</b>	—	—	—
721	Accommodation .....	654	1 754	7 626	33	11	8	6	6	1	1	—	—	—
7211	Traveler accommodation .....	(F)	(D)	(D)	30	9	8	5	6	1	1	—	—	—
72111	Hotels (exc casino hotels) & motels .....	(E)	(D)	(D)	27	9	6	5	6	1	—	—	—	—
72112	Casino hotels .....	(C)	(D)	(D)	2	—	1	—	—	—	1	—	—	—
722	Food services & drinking places .....	3 344	7 261	31 390	228	65	40	62	54	6	1	—	—	—
7221	Full-service restaurants .....	1 452	3 383	14 098	76	14	13	20	25	3	1	—	—	—
72211	Full-service restaurants .....	1 452	3 383	14 098	76	14	13	20	25	3	1	—	—	—
722110	Full-service restaurants .....	1 452	3 383	14 098	76	14	13	20	25	3	1	—	—	—
7222	Limited-service eating places .....	1 311	2 592	11 538	84	25	10	23	23	3	—	—	—	—
72221	Limited-service eating places .....	1 311	2 592	11 538	84	25	10	23	23	3	—	—	—	—
722211	Limited-service restaurants .....	1 190	2 406	10 715	69	16	8	21	21	3	—	—	—	—
7224	Drinking places (alcoholic beverages) .....	(F)	(D)	(D)	66	24	17	19	6	—	—	—	—	—
72241	Drinking places (alcoholic beverages) .....	(F)	(D)	(D)	66	24	17	19	6	—	—	—	—	—
<b>81</b>	<b>Other services (except public administration)</b> .....	<b>1 307</b>	<b>5 307</b>	<b>21 922</b>	<b>238</b>	<b>150</b>	<b>54</b>	<b>20</b>	<b>13</b>	<b>1</b>	—	—	—	—
811	Repair & maintenance .....	376	1 928	7 939	81	54	20	3	4	—	—	—	—	—
8111	Automotive repair & maintenance .....	324	1 661	6 829	62	39	17	2	4	—	—	—	—	—
81111	Automotive mechanical & electrical R&M .....	148	792	3 220	36	25	10	—	1	—	—	—	—	—
811111	General automotive repair .....	113	591	2 462	27	19	7	—	1	—	—	—	—	—
81112	Automotive body, paint, interior & glass repair .....	124	708	2 860	18	10	4	2	2	—	—	—	—	—
811121	Automotive body, paint & interior R&M .....	115	641	2 549	15	7	4	2	2	—	—	—	—	—
812	Personal & laundry services .....	238	896	3 789	50	33	10	6	1	—	—	—	—	—
813	Religious, grantmaking, civic, prof & like organizations .....	693	2 483	10 194	107	63	24	11	8	1	—	—	—	—
8131	Religious organizations .....	457	1 373	5 580	58	28	16	7	6	1	—	—	—	—
81311	Religious organizations .....	457	1 373	5 580	58	28	16	7	6	1	—	—	—	—
813110	Religious organizations .....	457	1 373	5 580	58	28	16	7	6	1	—	—	—	—
8134	Civic & social organizations .....	123	469	1 949	16	10	2	2	2	—	—	—	—	—
81341	Civic & social organizations .....	123	469	1 949	16	10	2	2	2	—	—	—	—	—
813410	Civic & social organizations .....	123	469	1 949	16	10	2	2	2	—	—	—	—	—
<b>95</b>	<b>Auxiliaries (exc corporate, subsidiary &amp; regional mgt)</b> .....	<b>149</b>	<b>1 365</b>	<b>5 558</b>	<b>5</b>	<b>2</b>	—	<b>1</b>	<b>1</b>	<b>1</b>	—	—	—	—
<b>99</b>	<b>Unclassified establishments</b> .....	—	—	<b>29</b>	<b>5</b>	<b>5</b>	—	—	—	—	—	—	—	—
<b>CHOUTEAU</b>														
	<b>Total</b> .....	<b>736</b>	<b>2 808</b>	<b>12 552</b>	<b>165</b>	<b>126</b>	<b>25</b>	<b>8</b>	<b>5</b>	<b>1</b>	—	—	—	—
<b>11</b>	<b>Forestry, fishing, hunting, and agriculture support</b> .....	(A)	(D)	(D)	<b>8</b>	<b>7</b>	<b>1</b>	—	—	—	—	—	—	—
<b>22</b>	<b>Utilities</b> .....	(A)	(D)	(D)	<b>4</b>	<b>4</b>	—	—	—	—	—	—	—	—
<b>23</b>	<b>Construction</b> .....	(A)	(D)	(D)	<b>13</b>	<b>13</b>	—	—	—	—	—	—	—	—
<b>31-33</b>	<b>Manufacturing</b> .....	(B)	(D)	(D)	<b>7</b>	<b>5</b>	—	<b>2</b>	—	—	—	—	—	—
<b>42</b>	<b>Wholesale trade</b> .....	<b>72</b>	<b>329</b>	<b>1 491</b>	<b>14</b>	<b>9</b>	<b>4</b>	—	<b>1</b>	—	—	—	—	—
<b>44-45</b>	<b>Retail trade</b> .....	<b>114</b>	<b>452</b>	<b>1 907</b>	<b>24</b>	<b>15</b>	<b>6</b>	<b>3</b>	—	—	—	—	—	—
<b>48-49</b>	<b>Transportation &amp; warehousing</b> .....	<b>16</b>	<b>76</b>	<b>328</b>	<b>6</b>	<b>5</b>	<b>1</b>	—	—	—	—	—	—	—
<b>51</b>	<b>Information</b> .....	<b>8</b>	<b>25</b>	<b>87</b>	<b>3</b>	<b>3</b>	—	—	—	—	—	—	—	—
<b>52</b>	<b>Finance &amp; insurance</b> .....	<b>57</b>	<b>372</b>	<b>1 531</b>	<b>14</b>	<b>12</b>	<b>1</b>	—	<b>1</b>	—	—	—	—	—
<b>53</b>	<b>Real estate &amp; rental &amp; leasing</b> .....	(B)	(D)	(D)	<b>7</b>	<b>6</b>	—	<b>1</b>	—	—	—	—	—	—
<b>54</b>	<b>Professional, scientific &amp; technical services</b> .....	<b>11</b>	<b>28</b>	<b>136</b>	<b>5</b>	<b>5</b>	—	—	—	—	—	—	—	—
<b>61</b>	<b>Educational services</b> .....	(A)	(D)	(D)	<b>1</b>	<b>1</b>	—	—	—	—	—	—	—	—
<b>62</b>	<b>Health care and social assistance</b> .....	<b>222</b>	<b>947</b>	<b>4 026</b>	<b>13</b>	<b>6</b>	<b>3</b>	<b>1</b>	<b>2</b>	<b>1</b>	—	—	—	—
<b>71</b>	<b>Arts, entertainment &amp; recreation</b> .....	<b>15</b>	<b>24</b>	<b>198</b>	<b>7</b>	<b>5</b>	<b>2</b>	—	—	—	—	—	—	—
<b>72</b>	<b>Accommodation &amp; food services</b> .....	<b>92</b>	<b>133</b>	<b>628</b>	<b>22</b>	<b>13</b>	<b>7</b>	<b>1</b>	<b>1</b>	—	—	—	—	—
<b>81</b>	<b>Other services (except public administration)</b> .....	<b>33</b>	<b>65</b>	<b>256</b>	<b>17</b>	<b>17</b>	—	—	—	—	—	—	—	—

See footnotes at end of table.

**Table 6. Counties—Employees, Payroll, and Establishments by Industry: 2002—Con.**

[Excludes most government employees, railroad employees, and self-employed persons. Size class 1 to 4 includes establishments with payroll, but no employees, during mid-March pay period. (D) denotes figures withheld to avoid disclosing data for individual companies; the data are included in broader industry totals. Detailed industries with 100 or more employees are shown if industry was not a (D). For explanation of terms, abbreviations, and data reliability/comparability, see introductory text]

NAICS code	Industry	Number of employees for week including March 12	Payroll (\$1,000)		Total number of establishments	Number of establishments by employment-size class								
			First quarter	Annual		1 to 4	5 to 9	10 to 19	20 to 49	50 to 99	100 to 249	250 to 499	500 to 999	1,000 or more
<b>CUSTER</b>														
	<b>Total .....</b>	<b>3 567</b>	<b>18 570</b>	<b>81 801</b>	<b>395</b>	<b>220</b>	<b>88</b>	<b>45</b>	<b>31</b>	<b>8</b>	<b>2</b>	<b>1</b>	-	-
11	<b>Forestry, fishing, hunting, and agriculture support .....</b>	(A)	(D)	(D)	2	2	-	-	-	-	-	-	-	-
22	<b>Utilities .....</b>	(A)	(D)	(D)	2	1	-	1	-	-	-	-	-	-
23	<b>Construction .....</b>	232	2 037	12 524	44	36	6	1	-	-	1	-	-	-
234	Heavy construction .....	(C)	(D)	(D)	6	4	1	-	-	-	1	-	-	-
2341	Highway, street, bridge & tunnel construction ...	(C)	(D)	(D)	3	2	-	-	-	-	1	-	-	-
23411	Highway & street construction .....	(C)	(D)	(D)	3	2	-	-	-	-	1	-	-	-
31-33	<b>Manufacturing .....</b>	32	273	1 624	8	5	2	1	-	-	-	-	-	-
42	<b>Wholesale trade .....</b>	120	625	2 762	15	7	4	2	2	-	-	-	-	-
44-45	<b>Retail trade .....</b>	759	3 103	13 275	64	27	17	10	8	13	1	-	-	-
441	Motor vehicle & parts dealers .....	128	748	3 113	12	3	3	4	2	-	-	-	-	-
444	Bldg material & garden equip & supp dealers .....	116	558	2 445	9	3	2	2	2	-	-	-	-	-
445	Food & beverage stores .....	(C)	(D)	(D)	4	1	-	-	2	1	-	-	-	-
4451	Grocery stores .....	141	568	2 420	3	-	-	-	2	1	-	-	-	-
44511	Grocery (except convenience) stores .....	141	568	2 420	3	-	-	-	2	1	-	-	-	-
445110	Grocery (except convenience) stores .....	141	568	2 420	3	-	-	-	2	1	-	-	-	-
452	General merchandise stores .....	(C)	(D)	(D)	1	-	-	-	-	-	1	-	-	-
4521	Department stores .....	(C)	(D)	(D)	1	-	-	-	-	-	1	-	-	-
45211	Department stores .....	(C)	(D)	(D)	1	-	-	-	-	-	1	-	-	-
48-49	<b>Transportation &amp; warehousing .....</b>	158	966	4 300	26	17	5	2	1	1	-	-	-	-
51	<b>Information .....</b>	90	386	1 686	8	4	2	1	-	1	-	-	-	-
52	<b>Finance &amp; insurance .....</b>	215	1 781	6 704	28	18	7	-	2	1	-	-	-	-
522	Credit intermediation & related activities .....	141	1 371	4 823	9	4	3	-	1	1	-	-	-	-
5221	Depository credit intermediation .....	(C)	(D)	(D)	6	2	2	-	1	1	-	-	-	-
52211	Commercial banking .....	121	1 196	4 362	4	1	1	-	1	1	-	-	-	-
522110	Commercial banking .....	121	1 196	4 362	4	1	1	-	1	1	-	-	-	-
53	<b>Real estate &amp; rental &amp; leasing .....</b>	18	68	391	10	9	1	-	-	-	-	-	-	-
54	<b>Professional, scientific &amp; technical services .....</b>	116	567	2 293	27	17	7	3	-	-	-	-	-	-
541	Professional, scientific & technical services .....	116	567	2 293	27	17	7	3	-	-	-	-	-	-
55	<b>Management of companies &amp; enterprises .....</b>	(A)	(D)	(D)	1	1	-	-	-	-	-	-	-	-
56	<b>Admin, support, waste mgt, remediation services .....</b>	39	133	556	12	8	4	-	-	-	-	-	-	-
61	<b>Educational services .....</b>	(B)	(D)	(D)	2	1	-	-	1	-	-	-	-	-
62	<b>Health care and social assistance .....</b>	852	6 085	24 509	52	27	12	7	2	3	-	1	-	-
621	Ambulatory health care services .....	213	2 033	8 506	26	13	10	1	1	1	-	-	-	-
622	Hospitals .....	(E)	(D)	(D)	2	-	-	-	-	1	-	1	-	-
6221	General medical & surgical hospitals .....	(E)	(D)	(D)	2	-	-	-	-	1	-	1	-	-
62211	General medical & surgical hospitals .....	(E)	(D)	(D)	2	-	-	-	-	1	-	1	-	-
623	Nursing & residential care facilities .....	154	619	2 519	8	-	2	5	-	1	-	-	-	-
71	<b>Arts, entertainment &amp; recreation .....</b>	92	314	1 412	10	3	4	2	1	-	-	-	-	-
72	<b>Accommodation &amp; food services .....</b>	630	1 294	5 766	44	11	8	11	13	1	-	-	-	-
721	Accommodation .....	157	414	1 762	12	4	-	5	3	-	-	-	-	-
7211	Traveler accommodation .....	(C)	(D)	(D)	10	2	-	5	3	-	-	-	-	-
72111	Hotels (exc casino hotels) & motels .....	(C)	(D)	(D)	8	2	-	4	2	-	-	-	-	-
722	Food services & drinking places .....	473	880	4 004	32	7	8	6	10	1	-	-	-	-
7221	Full-service restaurants .....	207	389	1 745	12	1	4	2	5	-	-	-	-	-
72211	Full-service restaurants .....	207	389	1 745	12	1	4	2	5	-	-	-	-	-
722110	Full-service restaurants .....	207	389	1 745	12	1	4	2	5	-	-	-	-	-
7222	Limited-service eating places .....	202	397	1 866	10	1	2	1	5	1	-	-	-	-
72221	Limited-service eating places .....	202	397	1 866	10	1	2	1	5	1	-	-	-	-
81	<b>Other services (except public administration) .....</b>	159	611	2 593	36	23	8	4	1	-	-	-	-	-
95	<b>Auxiliaries (exc corporate, subsidiary &amp; regional mgt) .....</b>	(A)	(D)	(D)	1	1	-	-	-	-	-	-	-	-
99	<b>Unclassified establishments .....</b>	(A)	(D)	(D)	3	2	1	-	-	-	-	-	-	-

See footnotes at end of table.

**Table 6. Counties—Employees, Payroll, and Establishments by Industry: 2002—Con.**

[Excludes most government employees, railroad employees, and self-employed persons. Size class 1 to 4 includes establishments with payroll, but no employees, during mid-March pay period. (D) denotes figures withheld to avoid disclosing data for individual companies; the data are included in broader industry totals. Detailed industries with 100 or more employees are shown if industry was not a (D). For explanation of terms, abbreviations, and data reliability/comparability, see introductory text]

NAICS code	Industry	Number of employees for week including March 12	Payroll (\$1,000)		Total number of establishments	Number of establishments by employment-size class									
			First quarter	Annual		1 to 4	5 to 9	10 to 19	20 to 49	50 to 99	100 to 249	250 to 499	500 to 999	1,000 or more	
<b>DANIELS</b>															
	<b>Total</b> .....	<b>490</b>	<b>2 631</b>	<b>11 091</b>	<b>75</b>	<b>47</b>	<b>19</b>	<b>5</b>	<b>2</b>	<b>1</b>	<b>1</b>	-	-	-	
11	Forestry, fishing, hunting, and agriculture support .....	(A)	(D)	(D)	1	-	1	-	-	-	-	-	-	-	
22	Utilities .....	(A)	(D)	(D)	1	1	-	-	-	-	-	-	-	-	
23	Construction .....	13	46	217	7	5	2	-	-	-	-	-	-	-	
31-33	Manufacturing .....	(A)	(D)	(D)	3	2	1	-	-	-	-	-	-	-	
42	Wholesale trade .....	28	151	602	7	5	2	-	-	-	-	-	-	-	
44-45	Retail trade .....	70	232	1 007	14	6	7	1	-	-	-	-	-	-	
48-49	Transportation & warehousing .....	4	12	68	3	3	-	-	-	-	-	-	-	-	
51	Information .....	(C)	(D)	(D)	5	1	-	2	1	-	1	-	-	-	
513	Broadcasting & telecommunications .....	(C)	(D)	(D)	4	-	-	2	1	-	1	-	-	-	
5133	Telecommunications .....	(C)	(D)	(D)	3	-	-	1	1	-	1	-	-	-	
51331	Wired telecommunications carriers .....	(C)	(D)	(D)	3	-	-	1	1	-	1	-	-	-	
52	Finance & insurance .....	41	222	811	7	4	1	2	-	-	-	-	-	-	
54	Professional, scientific & technical services .....	10	36	109	4	3	1	-	-	-	-	-	-	-	
56	Admin, support, waste mgt, remediation services .....	(A)	(D)	(D)	2	2	-	-	-	-	-	-	-	-	
62	Health care and social assistance .....	(B)	(D)	(D)	3	1	1	-	-	1	-	-	-	-	
71	Arts, entertainment & recreation .....	23	17	112	3	2	-	-	1	-	-	-	-	-	
72	Accommodation & food services .....	21	25	141	7	5	2	-	-	-	-	-	-	-	
81	Other services (except public administration) .....	14	41	174	8	7	1	-	-	-	-	-	-	-	
<b>DAWSON</b>															
	<b>Total</b> .....	<b>2 490</b>	<b>10 569</b>	<b>46 088</b>	<b>296</b>	<b>168</b>	<b>70</b>	<b>29</b>	<b>20</b>	<b>8</b>	<b>1</b>	-	-	-	
11	Forestry, fishing, hunting, and agriculture support .....	(B)	(D)	(D)	2	-	1	-	1	-	-	-	-	-	
21	Mining .....	66	693	3 279	7	2	3	1	1	-	-	-	-	-	
22	Utilities .....	(B)	(D)	(D)	2	1	-	-	1	-	-	-	-	-	
23	Construction .....	50	163	1 032	26	25	1	-	-	-	-	-	-	-	
31-33	Manufacturing .....	(B)	(D)	(D)	3	1	1	-	1	-	-	-	-	-	
42	Wholesale trade .....	150	900	3 722	21	11	3	5	2	-	-	-	-	-	
44-45	Retail trade .....	478	1 824	7 740	51	25	13	6	5	2	-	-	-	-	
445	Food & beverage stores .....	(C)	(D)	(D)	3	1	-	-	1	1	-	-	-	-	
4451	Grocery stores .....	(C)	(D)	(D)	2	-	-	-	1	1	-	-	-	-	
44511	Grocery (except convenience) stores .....	(C)	(D)	(D)	2	-	-	-	1	1	-	-	-	-	
48-49	Transportation & warehousing .....	39	215	1 432	15	15	-	-	-	-	-	-	-	-	
51	Information .....	122	810	3 129	12	4	5	2	-	1	-	-	-	-	
52	Finance & insurance .....	97	655	2 571	18	11	5	1	1	-	-	-	-	-	
53	Real estate & rental & leasing .....	15	103	260	5	4	1	-	-	-	-	-	-	-	
54	Professional, scientific & technical services .....	53	233	793	12	7	3	2	-	-	-	-	-	-	
56	Admin, support, waste mgt, remediation services .....	87	166	684	12	8	3	-	-	1	-	-	-	-	
62	Health care and social assistance .....	548	2 806	12 533	33	15	11	3	1	2	1	-	-	-	
621	Ambulatory health care services .....	108	696	3 540	18	9	7	1	1	-	-	-	-	-	
622	Hospitals .....	(C)	(D)	(D)	1	-	-	-	-	1	-	-	-	-	
6221	General medical & surgical hospitals .....	(C)	(D)	(D)	1	-	-	-	-	1	-	-	-	-	
62211	General medical & surgical hospitals .....	(C)	(D)	(D)	1	-	-	-	-	1	-	-	-	-	
624	Social assistance .....	(C)	(D)	(D)	11	6	3	1	-	1	-	-	-	-	
71	Arts, entertainment & recreation .....	82	239	1 106	9	2	4	2	1	-	-	-	-	-	
72	Accommodation & food services .....	428	545	2 525	28	11	5	4	6	2	-	-	-	-	
722	Food services & drinking places .....	329	390	1 738	19	7	4	1	6	1	-	-	-	-	
7221	Full-service restaurants .....	137	154	735	6	2	1	1	1	1	-	-	-	-	
72211	Full-service restaurants .....	137	154	735	6	2	1	1	1	1	-	-	-	-	
722110	Full-service restaurants .....	137	154	735	6	2	1	1	1	1	-	-	-	-	
7222	Limited-service eating places .....	135	149	640	7	3	-	-	4	-	-	-	-	-	
72221	Limited-service eating places .....	135	149	640	7	3	-	-	4	-	-	-	-	-	
722211	Limited-service restaurants .....	135	149	640	7	3	-	-	4	-	-	-	-	-	
81	Other services (except public administration) .....	159	596	2 502	36	22	11	3	-	-	-	-	-	-	
95	Auxiliaries (exc corporate, subsidiary & regional mgt) .....	(A)	(D)	(D)	2	2	-	-	-	-	-	-	-	-	
99	Unclassified establishments .....	(A)	(D)	(D)	2	2	-	-	-	-	-	-	-	-	

See footnotes at end of table.

**Table 6. Counties—Employees, Payroll, and Establishments by Industry: 2002—Con.**

[Excludes most government employees, railroad employees, and self-employed persons. Size class 1 to 4 includes establishments with payroll, but no employees, during mid-March pay period. (D) denotes figures withheld to avoid disclosing data for individual companies; the data are included in broader industry totals. Detailed industries with 100 or more employees are shown if industry was not a (D). For explanation of terms, abbreviations, and data reliability/comparability, see introductory text]

NAICS code	Industry	Number of employees for week including March 12	Payroll (\$1,000)		Total number of establishments	Number of establishments by employment-size class								
			First quarter	Annual		1 to 4	5 to 9	10 to 19	20 to 49	50 to 99	100 to 249	250 to 499	500 to 999	1,000 or more
<b>DEER LODGE</b>														
	<b>Total</b> .....	<b>2 291</b>	<b>11 213</b>	<b>49 197</b>	<b>239</b>	<b>135</b>	<b>55</b>	<b>27</b>	<b>16</b>	<b>2</b>	<b>3</b>	<b>1</b>		
11	Forestry, fishing, hunting, and agriculture support .....	(A)	(D)	(D)	1	1	—	—	—	—	—	—	—	—
21	Mining .....	(A)	(D)	(D)	1	1	—	—	—	—	—	—	—	—
22	Utilities .....	(A)	(D)	(D)	1	1	—	—	—	—	—	—	—	—
23	Construction .....	81	543	3 591	20	14	4	1	1	—	—	—	—	—
31-33	Manufacturing .....	86	631	2 539	5	1	2	1	—	1	—	—	—	—
42	Wholesale trade .....	(A)	(D)	(D)	1	1	—	—	—	—	—	—	—	—
44-45	Retail trade .....	281	1 180	5 651	48	29	13	3	3	—	—	—	—	—
48-49	Transportation & warehousing .....	33	62	276	4	3	—	—	1	—	—	—	—	—
51	Information .....	36	126	573	5	1	2	2	—	—	—	—	—	—
52	Finance & insurance .....	78	416	1 656	19	12	5	2	—	—	—	—	—	—
53	Real estate & rental & leasing .....	(A)	(D)	(D)	5	4	—	1	—	—	—	—	—	—
54	Professional, scientific & technical services .....	47	197	1 085	13	9	3	1	—	—	—	—	—	—
55	Management of companies & enterprises .....	(B)	(D)	(D)	1	—	—	—	1	—	—	—	—	—
56	Admin, support, waste mgt, remediation services .....	16	106	403	4	2	1	1	—	—	—	—	—	—
61	Educational services .....	(B)	(D)	(D)	2	1	—	—	1	—	—	—	—	—
62	Health care and social assistance .....	851	6 047	25 360	37	16	9	6	3	1	1	1	—	—
622	Hospitals .....	(F)	(D)	(D)	2	—	—	—	—	—	1	1	—	—
6221	General medical & surgical hospitals .....	(C)	(D)	(D)	1	—	—	—	—	—	1	—	—	—
62211	General medical & surgical hospitals .....	(C)	(D)	(D)	1	—	—	—	—	—	1	—	—	—
6222	Psychiatric & substance abuse hospitals .....	(E)	(D)	(D)	—	—	—	—	—	—	—	1	—	—
62221	Psychiatric & substance abuse hospitals .....	(E)	(D)	(D)	1	—	—	—	—	—	—	1	—	—
623	Nursing & residential care facilities .....	(C)	(D)	(D)	6	1	1	2	1	1	—	—	—	—
71	Arts, entertainment & recreation .....	(C)	(D)	(D)	13	7	3	—	2	—	1	—	—	—
713	Amusement, gambling & recreation industries .....	(C)	(D)	(D)	12	6	3	—	2	—	1	—	—	—
7139	Other amusement & recreation industries .....	170	339	1 089	10	6	2	—	1	—	1	—	—	—
71392	Skiing facilities .....	(C)	(D)	(D)	1	—	—	—	—	—	1	—	—	—
72	Accommodation & food services .....	410	779	3 765	37	18	7	7	4	—	1	—	—	—
721	Accommodation .....	181	440	2 014	8	4	2	1	—	—	1	—	—	—
7211	Traveler accommodation .....	181	440	2 014	8	4	2	1	—	—	1	—	—	—
72111	Hotels (exc casino hotels) & motels .....	181	440	2 014	8	4	2	1	—	—	1	—	—	—
721110	Hotels (exc casino hotels) & motels .....	181	440	2 014	8	4	2	1	—	—	1	—	—	—
722	Food services & drinking places .....	229	339	1 751	29	14	5	6	4	—	—	—	—	—
7221	Full-service restaurants .....	116	171	751	11	3	2	4	2	—	—	—	—	—
72211	Full-service restaurants .....	116	171	751	11	3	2	4	2	—	—	—	—	—
722110	Full-service restaurants .....	116	171	751	11	3	2	4	2	—	—	—	—	—
81	Other services (except public administration) .....	96	300	1 174	21	13	6	2	—	—	—	—	—	—
95	Auxiliaries (exc corporate, subsidiary & regional mgt) .....	(A)	(D)	(D)	1	1	—	—	—	—	—	—	—	—
<b>FALLON</b>														
	<b>Total</b> .....	<b>782</b>	<b>4 731</b>	<b>18 078</b>	<b>117</b>	<b>67</b>	<b>23</b>	<b>23</b>	<b>3</b>		<b>1</b>			
21	Mining .....	152	1 530	6 103	14	4	2	7	1	—	—	—	—	—
22	Utilities .....	(A)	(D)	(D)	1	1	—	—	—	—	—	—	—	—
23	Construction .....	46	464	1 342	11	7	2	2	—	—	—	—	—	—
31-33	Manufacturing .....	6	19	83	3	3	—	—	—	—	—	—	—	—
42	Wholesale trade .....	24	156	641	7	6	—	1	—	—	—	—	—	—
44-45	Retail trade .....	145	544	2 056	19	9	6	3	1	—	—	—	—	—
48-49	Transportation & warehousing .....	71	555	2 015	7	1	3	2	1	—	—	—	—	—
51	Information .....	24	112	474	3	—	2	1	—	—	—	—	—	—
52	Finance & insurance .....	37	204	953	7	5	—	2	—	—	—	—	—	—
53	Real estate & rental & leasing .....	(A)	(D)	(D)	2	2	—	—	—	—	—	—	—	—
54	Professional, scientific & technical services .....	12	58	236	7	7	—	—	—	—	—	—	—	—
62	Health care and social assistance .....	(C)	(D)	(D)	6	2	3	—	—	—	1	—	—	—
622	Hospitals .....	(C)	(D)	(D)	1	—	—	—	—	—	1	—	—	—
6221	General medical & surgical hospitals .....	(C)	(D)	(D)	1	—	—	—	—	—	1	—	—	—
62211	General medical & surgical hospitals .....	(C)	(D)	(D)	1	—	—	—	—	—	1	—	—	—
71	Arts, entertainment & recreation .....	(A)	(D)	(D)	2	2	—	—	—	—	—	—	—	—
72	Accommodation & food services .....	89	155	552	13	4	5	4	—	—	—	—	—	—
81	Other services (except public administration) .....	38	123	500	13	12	—	1	—	—	—	—	—	—
95	Auxiliaries (exc corporate, subsidiary & regional mgt) .....	(A)	(D)	(D)	1	1	—	—	—	—	—	—	—	—
99	Unclassified establishments .....	(A)	(D)	(D)	1	1	—	—	—	—	—	—	—	—

See footnotes at end of table.

**Table 6. Counties—Employees, Payroll, and Establishments by Industry: 2002—Con.**

[Excludes most government employees, railroad employees, and self-employed persons. Size class 1 to 4 includes establishments with payroll, but no employees, during mid-March pay period. (D) denotes figures withheld to avoid disclosing data for individual companies; the data are included in broader industry totals. Detailed industries with 100 or more employees are shown if industry was not a (D). For explanation of terms, abbreviations, and data reliability/comparability, see introductory text]

NAICS code	Industry	Number of employees for week including March 12	Payroll (\$1,000)		Total number of establishments	Number of establishments by employment-size class								
			First quarter	Annual		1 to 4	5 to 9	10 to 19	20 to 49	50 to 99	100 to 249	250 to 499	500 to 999	1,000 or more
<b>FERGUS</b>														
	<b>Total</b> .....	<b>3 173</b>	<b>14 687</b>	<b>66 161</b>	<b>436</b>	<b>276</b>	<b>78</b>	<b>47</b>	<b>27</b>	<b>7</b>	-	<b>1</b>	-	-
<b>11</b>	<b>Forestry, fishing, hunting, and agriculture support</b> .....	<b>14</b>	<b>63</b>	<b>306</b>	<b>7</b>	<b>6</b>	<b>1</b>	-	-	-	-	-	-	-
<b>21</b>	<b>Mining</b> .....	<b>(A)</b>	<b>(D)</b>	<b>(D)</b>	<b>2</b>	<b>2</b>	-	-	-	-	-	-	-	-
<b>22</b>	<b>Utilities</b> .....	<b>56</b>	<b>674</b>	<b>2 520</b>	<b>5</b>	<b>2</b>	-	<b>2</b>	<b>1</b>	-	-	-	-	-
<b>23</b>	<b>Construction</b> .....	<b>242</b>	<b>1 353</b>	<b>11 507</b>	<b>54</b>	<b>44</b>	<b>4</b>	<b>3</b>	<b>2</b>	<b>1</b>	-	-	-	-
234	Heavy construction .....	(C)	(D)	(D)	9	2	3	1	2	1	-	-	-	-
2341	Highway, street, bridge & tunnel construction ...	149	921	9 250	6	1	1	1	2	1	-	-	-	-
23411	Highway & street construction .....	149	921	9 250	6	1	1	1	2	1	-	-	-	-
234110	Highway & street construction .....	149	921	9 250	6	1	1	1	2	1	-	-	-	-
<b>31-33</b>	<b>Manufacturing</b> .....	<b>288</b>	<b>1 702</b>	<b>6 275</b>	<b>22</b>	<b>13</b>	<b>2</b>	<b>3</b>	<b>2</b>	<b>2</b>	-	-	-	-
332	Fabricated metal product mfg .....	(C)	(D)	(D)	4	2	1	-	-	1	-	-	-	-
<b>42</b>	<b>Wholesale trade</b> .....	<b>220</b>	<b>1 348</b>	<b>6 247</b>	<b>25</b>	<b>12</b>	<b>5</b>	<b>5</b>	<b>3</b>	-	-	-	-	-
421	Wholesale trade, durable goods .....	110	876	4 368	8	2	2	2	2	-	-	-	-	-
422	Wholesale trade, nondurable goods .....	110	472	1 879	17	10	3	3	1	-	-	-	-	-
<b>44-45</b>	<b>Retail trade</b> .....	<b>504</b>	<b>2 130</b>	<b>9 332</b>	<b>75</b>	<b>42</b>	<b>17</b>	<b>12</b>	<b>3</b>	<b>1</b>	-	-	-	-
<b>48-49</b>	<b>Transportation &amp; warehousing</b> .....	<b>29</b>	<b>158</b>	<b>612</b>	<b>13</b>	<b>12</b>	-	<b>1</b>	-	-	-	-	-	-
<b>51</b>	<b>Information</b> .....	<b>63</b>	<b>210</b>	<b>848</b>	<b>8</b>	<b>4</b>	<b>2</b>	<b>1</b>	<b>1</b>	-	-	-	-	-
<b>52</b>	<b>Finance &amp; insurance</b> .....	<b>161</b>	<b>1 366</b>	<b>4 696</b>	<b>22</b>	<b>10</b>	<b>5</b>	<b>6</b>	<b>1</b>	-	-	-	-	-
522	Credit intermediation & related activities .....	131	1 139	3 807	10	2	1	6	1	-	-	-	-	-
5221	Depository credit intermediation .....	(C)	(D)	(D)	8	-	1	6	1	-	-	-	-	-
52211	Commercial banking .....	106	961	3 192	7	-	1	5	1	-	-	-	-	-
522110	Commercial banking .....	106	961	3 192	7	-	1	5	1	-	-	-	-	-
<b>53</b>	<b>Real estate &amp; rental &amp; leasing</b> .....	<b>46</b>	<b>143</b>	<b>601</b>	<b>15</b>	<b>12</b>	<b>2</b>	<b>1</b>	-	-	-	-	-	-
<b>54</b>	<b>Professional, scientific &amp; technical services</b> .....	<b>77</b>	<b>291</b>	<b>1 145</b>	<b>33</b>	<b>29</b>	<b>4</b>	-	-	-	-	-	-	-
<b>56</b>	<b>Admin, support, waste mgt, remediation services</b> .....	<b>29</b>	<b>79</b>	<b>339</b>	<b>8</b>	<b>5</b>	<b>3</b>	-	-	-	-	-	-	-
<b>61</b>	<b>Educational services</b> .....	<b>15</b>	<b>58</b>	<b>231</b>	<b>3</b>	<b>2</b>	-	<b>1</b>	-	-	-	-	-	-
<b>62</b>	<b>Health care and social assistance</b> .....	<b>739</b>	<b>3 594</b>	<b>14 506</b>	<b>46</b>	<b>17</b>	<b>17</b>	<b>5</b>	<b>5</b>	<b>1</b>	-	<b>1</b>	-	-
621	Ambulatory health care services .....	167	815	3 731	28	13	13	1	1	-	-	-	-	-
622	Hospitals .....	(E)	(D)	(D)	1	-	-	-	-	-	-	1	-	-
6221	General medical & surgical hospitals .....	(E)	(D)	(D)	1	-	-	-	-	-	-	1	-	-
62211	General medical & surgical hospitals .....	(E)	(D)	(D)	1	-	-	-	-	-	-	1	-	-
624	Social assistance .....	(C)	(D)	(D)	12	2	4	2	4	-	-	-	-	-
<b>71</b>	<b>Arts, entertainment &amp; recreation</b> .....	<b>(B)</b>	<b>(D)</b>	<b>(D)</b>	<b>11</b>	<b>8</b>	<b>3</b>	-	-	-	-	-	-	-
<b>72</b>	<b>Accommodation &amp; food services</b> .....	<b>499</b>	<b>921</b>	<b>4 215</b>	<b>46</b>	<b>28</b>	<b>4</b>	<b>4</b>	<b>8</b>	<b>2</b>	-	-	-	-
721	Accommodation .....	101	250	1 283	8	5	1	1	-	1	-	-	-	-
7211	Traveler accommodation .....	101	250	1 283	8	5	1	1	-	1	-	-	-	-
722	Food services & drinking places .....	398	671	2 932	38	23	3	3	8	1	-	-	-	-
7221	Full-service restaurants .....	227	379	1 568	17	9	1	2	4	1	-	-	-	-
72211	Full-service restaurants .....	227	379	1 568	17	9	1	2	4	1	-	-	-	-
722110	Full-service restaurants .....	227	379	1 568	17	9	1	2	4	1	-	-	-	-
7222	Limited-service eating places .....	141	218	1 034	12	6	1	1	4	-	-	-	-	-
72221	Limited-service eating places .....	141	218	1 034	12	6	1	1	4	-	-	-	-	-
<b>81</b>	<b>Other services (except public administration)</b> .....	<b>156</b>	<b>469</b>	<b>2 237</b>	<b>40</b>	<b>27</b>	<b>9</b>	<b>3</b>	<b>1</b>	-	-	-	-	-
<b>95</b>	<b>Auxiliaries (exc corporate, subsidiary &amp; regional mgt)</b> .....	<b>(A)</b>	<b>(D)</b>	<b>(D)</b>	<b>1</b>	<b>1</b>	-	-	-	-	-	-	-	-
<b>FLATHEAD</b>														
	<b>Total</b> .....	<b>29 038</b>	<b>166 119</b>	<b>726 055</b>	<b>3 410</b>	<b>2 120</b>	<b>649</b>	<b>347</b>	<b>215</b>	<b>51</b>	<b>20</b>	<b>5</b>	<b>2</b>	<b>1</b>
<b>11</b>	<b>Forestry, fishing, hunting, and agriculture support</b> .....	<b>322</b>	<b>2 528</b>	<b>9 839</b>	<b>66</b>	<b>46</b>	<b>10</b>	<b>6</b>	<b>4</b>	-	-	-	-	-
113	Forestry and logging .....	(E)	(D)	(D)	57	39	10	4	4	-	-	-	-	-
1133	Logging .....	(E)	(D)	(D)	56	39	9	4	4	-	-	-	-	-
11331	Logging .....	(E)	(D)	(D)	56	39	9	4	4	-	-	-	-	-
<b>21</b>	<b>Mining</b> .....	<b>34</b>	<b>172</b>	<b>1 294</b>	<b>10</b>	<b>7</b>	<b>1</b>	<b>2</b>	-	-	-	-	-	-
<b>22</b>	<b>Utilities</b> .....	<b>(C)</b>	<b>(D)</b>	<b>(D)</b>	<b>10</b>	<b>8</b>	-	<b>1</b>	-	-	<b>1</b>	-	-	-
221	Utilities .....	(C)	(D)	(D)	10	8	-	1	-	-	1	-	-	-
2211	Elec pwr generation, transmsn & distribution ...	(C)	(D)	(D)	3	1	-	1	-	-	1	-	-	-
22112	Electric pwr transmsn, control & distribution ...	(C)	(D)	(D)	3	1	-	1	-	-	1	-	-	-

See footnotes at end of table.

**Table 6. Counties—Employees, Payroll, and Establishments by Industry: 2002—Con.**

[Excludes most government employees, railroad employees, and self-employed persons. Size class 1 to 4 includes establishments with payroll, but no employees, during mid-March pay period. (D) denotes figures withheld to avoid disclosing data for individual companies; the data are included in broader industry totals. Detailed industries with 100 or more employees are shown if industry was not a (D). For explanation of terms, abbreviations, and data reliability/comparability, see introductory text]

NAICS code	Industry	Number of employees for week including March 12	Payroll (\$1,000)		Total number of establishments	Number of establishments by employment-size class								
			First quarter	Annual		1 to 4	5 to 9	10 to 19	20 to 49	50 to 99	100 to 249	250 to 499	500 to 999	1,000 or more
<b>FLATHEAD—Con.</b>														
<b>23</b>	<b>Construction</b>	<b>2 466</b>	<b>17 575</b>	<b>87 033</b>	<b>538</b>	<b>395</b>	<b>90</b>	<b>28</b>	<b>19</b>	<b>5</b>	<b>1</b>	—	—	—
233	Building, developing & general contracting	818	5 726	24 307	202	151	33	10	7	1	—	—	—	—
2332	Residential building construction	693	4 214	19 448	174	131	28	8	6	1	—	—	—	—
23321	Single-family housing construction	639	3 874	17 664	171	130	28	8	4	1	—	—	—	—
233210	Single-family housing construction	639	3 874	17 664	171	130	28	8	4	1	—	—	—	—
2333	Nonresidential building construction	(C)	(D)	(D)	13	5	5	2	1	—	—	—	—	—
23332	Commercial & institutional bldg construction	101	1 383	4 299	11	4	4	2	1	—	—	—	—	—
233320	Commercial & institutional bldg construction	101	1 383	4 299	11	4	4	2	1	—	—	—	—	—
234	Heavy construction	315	2 641	20 619	34	24	4	2	2	1	1	—	—	—
2341	Highway, street, bridge & tunnel construction	122	877	9 266	12	8	2	—	1	1	—	—	—	—
23411	Highway & street construction	122	877	9 266	12	8	2	—	1	1	—	—	—	—
234110	Highway & street construction	122	877	9 266	12	8	2	—	1	1	—	—	—	—
2349	Other heavy construction	193	1 764	11 353	22	16	2	2	1	—	1	—	—	—
23492	Pwr, communication transmsn line construction	(C)	(D)	(D)	1	—	—	—	—	—	1	—	—	—
235	Special trade contractors	1 333	9 208	42 107	302	220	53	16	10	3	—	—	—	—
2351	Plumbing, heating & AC contractor	233	1 607	7 616	55	38	11	4	2	—	—	—	—	—
23511	Plumbing, heating & AC contractor	233	1 607	7 616	55	38	11	4	2	—	—	—	—	—
235110	Plumbing, heating & AC contractor	233	1 607	7 616	55	38	11	4	2	—	—	—	—	—
2353	Electrical contractors	412	3 823	14 470	56	32	15	3	5	1	—	—	—	—
23531	Electrical contractors	412	3 823	14 470	56	32	15	3	5	1	—	—	—	—
235310	Electrical contractors	412	3 823	14 470	56	32	15	3	5	1	—	—	—	—
2354	Masonry, drywall, insulation, tile contractors	255	1 602	6 410	31	19	7	3	—	2	—	—	—	—
23541	Masonry & stone contractors	155	1 075	4 922	19	12	4	2	—	1	—	—	—	—
235410	Masonry & stone contractors	155	1 075	4 922	19	12	4	2	—	1	—	—	—	—
2357	Concrete contractors	106	603	4 407	36	27	6	2	1	—	—	—	—	—
23571	Concrete contractors	106	603	4 407	36	27	6	2	1	—	—	—	—	—
235710	Concrete contractors	106	603	4 407	36	27	6	2	1	—	—	—	—	—
2359	Other special trade contractors	116	733	4 360	39	33	3	1	2	—	—	—	—	—
<b>31-33</b>	<b>Manufacturing</b>	<b>3 275</b>	<b>29 581</b>	<b>121 351</b>	<b>151</b>	<b>80</b>	<b>31</b>	<b>19</b>	<b>9</b>	<b>5</b>	<b>4</b>	<b>2</b>	<b>1</b>	—
311	Food mfg	131	815	3 636	12	5	5	1	—	1	—	—	—	—
321	Wood product mfg	1 377	11 911	48 417	28	7	3	7	2	4	4	1	—	—
3211	Sawmills & wood preservation	463	4 063	16 099	7	1	—	2	1	1	2	—	—	—
32111	Sawmills & wood preservation	463	4 063	16 099	7	1	—	2	1	1	2	—	—	—
321113	Sawmills	463	4 063	16 099	7	1	—	2	1	1	2	—	—	—
3212	Veneer, plywood & engineered wood product mfg	(F)	(D)	(D)	8	1	2	2	—	—	2	1	—	—
32121	Veneer, plywood & engineered wood product mfg	(F)	(D)	(D)	8	1	2	2	—	—	2	1	—	—
3219	Other wood product mfg	(C)	(D)	(D)	13	5	1	3	1	3	—	—	—	—
32191	Millwork	(C)	(D)	(D)	9	3	1	1	1	3	—	—	—	—
321912	Cut stock, resawing lumber & planing	142	931	3 894	4	—	1	—	1	2	—	—	—	—
331	Primary metal mfg	(E)	(D)	(D)	5	1	1	1	1	—	—	1	—	—
3313	Alumina & aluminum production & processing	(E)	(D)	(D)	2	1	—	—	—	—	—	1	—	—
33131	Alumina & aluminum production & processing	(E)	(D)	(D)	2	1	—	—	—	—	—	1	—	—
333	Machinery mfg	(F)	(D)	(D)	2	1	—	—	—	—	—	—	1	—
3332	Industrial machinery mfg	(F)	(D)	(D)	1	—	—	—	—	—	—	—	1	—
33329	Other industrial machinery mfg	(F)	(D)	(D)	1	—	—	—	—	—	—	—	1	—
337	Furniture & related product mfg	120	780	2 875	21	11	8	—	2	—	—	—	—	—
3371	HH & institutional furniture & kitchen cabinet mfg	(C)	(D)	(D)	20	11	7	—	2	—	—	—	—	—
<b>42</b>	<b>Wholesale trade</b>	<b>918</b>	<b>6 500</b>	<b>28 155</b>	<b>124</b>	<b>81</b>	<b>20</b>	<b>11</b>	<b>9</b>	<b>2</b>	<b>1</b>	—	—	—
421	Wholesale trade, durable goods	359	2 724	11 534	77	54	12	8	3	—	—	—	—	—
4218	Machinery, equipment & supplies whsle	122	1 016	3 964	18	11	3	2	2	—	—	—	—	—
422	Wholesale trade, nondurable goods	559	3 776	16 621	47	27	8	3	6	2	1	—	—	—
4227	Petroleum & petroleum products whsle	248	1 620	6 755	5	1	—	1	1	1	1	—	—	—
42271	Petroleum bulk stations & terminals	(C)	(D)	(D)	3	—	—	—	1	1	1	—	—	—
<b>44-45</b>	<b>Retail trade</b>	<b>5 100</b>	<b>22 863</b>	<b>102 433</b>	<b>523</b>	<b>253</b>	<b>139</b>	<b>81</b>	<b>31</b>	<b>17</b>	<b>1</b>	<b>1</b>	—	—
441	Motor vehicle & parts dealers	701	4 668	20 918	67	30	11	16	8	2	—	—	—	—
4411	Automobile dealers	411	2 831	12 576	28	13	1	6	6	2	—	—	—	—
44111	New car dealers	304	2 169	9 526	11	2	—	2	5	2	—	—	—	—
441110	New car dealers	304	2 169	9 526	11	2	—	2	5	2	—	—	—	—
44112	Used car dealers	107	662	3 050	17	11	1	4	1	—	—	—	—	—
441120	Used car dealers	107	662	3 050	17	11	1	4	1	—	—	—	—	—
4413	Automotive parts, accessories & tire stores	233	1 552	6 449	29	11	8	9	1	—	—	—	—	—
44131	Automotive parts, accessories & tire stores	126	706	2 900	15	8	1	5	1	—	—	—	—	—
441310	Automotive parts, accessories & tire stores	126	706	2 900	15	8	1	5	1	—	—	—	—	—
44132	Tire dealers	107	846	3 549	14	3	7	4	—	—	—	—	—	—
441320	Tire dealers	107	846	3 549	14	3	7	4	—	—	—	—	—	—
442	Furniture & home furnishing stores	200	948	4 459	34	17	13	3	1	—	—	—	—	—
4421	Furniture stores	111	614	2 945	13	3	7	2	1	—	—	—	—	—
44211	Furniture stores	111	614	2 945	13	3	7	2	1	—	—	—	—	—
442110	Furniture stores	111	614	2 945	13	3	7	2	1	—	—	—	—	—
443	Electronics & appliance stores	208	1 167	4 832	28	14	6	7	1	—	—	—	—	—
4431	Electronics & appliance stores	208	1 167	4 832	28	14	6	7	1	—	—	—	—	—
44311	Appliance, TV & all other electronics stores	136	622	2 735	19	11	2	5	1	—	—	—	—	—

See footnotes at end of table.

**Table 6. Counties—Employees, Payroll, and Establishments by Industry: 2002—Con.**

[Excludes most government employees, railroad employees, and self-employed persons. Size class 1 to 4 includes establishments with payroll, but no employees, during mid-March pay period. (D) denotes figures withheld to avoid disclosing data for individual companies; the data are included in broader industry totals. Detailed industries with 100 or more employees are shown if industry was not a (D). For explanation of terms, abbreviations, and data reliability/comparability, see introductory text]

NAICS code	Industry	Number of employees for week including March 12	Payroll (\$1,000)		Total number of establishments	Number of establishments by employment-size class								
			First quarter	Annual		1 to 4	5 to 9	10 to 19	20 to 49	50 to 99	100 to 249	250 to 499	500 to 999	1,000 or more
<b>FLATHEAD—Con.</b>														
<b>44-45 Retail trade—Con.</b>														
444	Bldg material & garden equip & supp dealers .....	785	3 780	18 747	73	29	18	14	11	—	1	—	—	—
4441	Building material & supplies dealers .....	678	3 470	16 868	64	25	17	12	9	—	1	—	—	—
44411	Home centers .....	212	699	5 047	7	1	—	1	4	—	1	—	—	—
444110	Home centers .....	212	699	5 047	7	1	—	1	4	—	1	—	—	—
44413	Hardware stores .....	144	500	2 271	10	4	1	2	3	—	—	—	—	—
444130	Hardware stores .....	144	500	2 271	10	4	1	2	3	—	—	—	—	—
44419	Other building material dealers .....	303	2 150	9 072	43	18	14	9	2	—	—	—	—	—
444190	Other building material dealers .....	303	2 150	9 072	43	18	14	9	2	—	—	—	—	—
4442	Lawn & garden equip & supplies stores .....	107	310	1 879	9	4	1	2	2	—	—	—	—	—
445	Food & beverage stores .....	893	3 754	16 486	37	14	6	5	4	8	—	—	—	—
4451	Grocery stores .....	830	3 503	15 168	21	4	1	4	4	8	—	—	—	—
44511	Grocery (except convenience) stores .....	794	3 427	14 785	15	1	—	2	4	8	—	—	—	—
445110	Grocery (except convenience) stores .....	794	3 427	14 785	15	1	—	2	4	8	—	—	—	—
446	Health & personal care stores .....	152	813	3 333	24	9	10	5	—	—	—	—	—	—
4461	Health & personal care stores .....	152	813	3 333	24	9	10	5	—	—	—	—	—	—
447	Gasoline stations .....	376	1 211	5 269	48	11	27	8	2	—	—	—	—	—
4471	Gasoline stations .....	376	1 211	5 269	48	11	27	8	2	—	—	—	—	—
44711	Gasoline stations with convenience stores ..	226	717	3 100	31	11	15	3	2	—	—	—	—	—
447110	Gasoline stations with convenience stores ..	226	717	3 100	31	11	15	3	2	—	—	—	—	—
44719	Other gasoline stations .....	150	494	2 169	17	—	12	5	—	—	—	—	—	—
447190	Other gasoline stations .....	150	494	2 169	17	—	12	5	—	—	—	—	—	—
448	Clothing & clothing accessories stores .....	202	559	2 312	41	20	18	3	—	—	—	—	—	—
4481	Clothing stores .....	135	360	1 420	26	13	10	3	—	—	—	—	—	—
451	Sporting goods, hobby, book & music stores .....	285	922	4 049	43	26	9	5	2	1	—	—	—	—
4511	Sporting goods, hobby, musical instrument stores .....	230	809	3 590	31	19	5	4	2	1	—	—	—	—
45111	Sporting goods stores .....	191	706	3 110	21	13	2	3	2	1	—	—	—	—
451110	Sporting goods stores .....	191	706	3 110	21	13	2	3	2	1	—	—	—	—
452	General merchandise stores .....	761	3 293	14 412	12	2	—	4	—	5	—	1	—	—
4521	Department stores .....	606	2 624	10 658	5	—	—	—	—	4	—	1	—	—
45211	Department stores .....	606	2 624	10 658	5	—	—	—	—	4	—	1	—	—
452110	Department stores .....	606	2 624	10 658	5	—	—	—	—	4	—	1	—	—
4529	Other general merchandise stores .....	155	669	3 754	7	2	—	4	—	1	—	—	—	—
453	Miscellaneous store retailers .....	387	1 137	5 152	94	67	15	10	2	—	—	—	—	—
4532	Office supplies, stationery & gift stores .....	(C)	(D)	(D)	30	19	6	4	1	—	—	—	—	—
45322	Gift, novelty & souvenir stores .....	102	270	1 207	27	18	6	3	—	—	—	—	—	—
453220	Gift, novelty & souvenir stores .....	102	270	1 207	27	18	6	3	—	—	—	—	—	—
4533	Used merchandise stores .....	105	191	808	13	7	2	3	1	—	—	—	—	—
45331	Used merchandise stores .....	105	191	808	13	7	2	3	1	—	—	—	—	—
453310	Used merchandise stores .....	105	191	808	13	7	2	3	1	—	—	—	—	—
454	Nonstore retailers .....	150	611	2 464	22	14	6	1	—	1	—	—	—	—
4543	Direct selling establishments .....	131	454	1 897	17	11	4	1	—	1	—	—	—	—
45439	Other direct selling establishments .....	107	334	1 364	13	9	3	—	—	1	—	—	—	—
454390	Other direct selling establishments .....	107	334	1 364	13	9	3	—	—	1	—	—	—	—
<b>48-49 Transportation &amp; warehousing .....</b>														
484	Truck transportation .....	297	1 744	7 509	69	51	12	4	1	1	—	—	—	—
4842	Specialized freight trucking .....	226	1 295	5 458	43	30	8	3	1	1	—	—	—	—
48422	Specialized freight (exc used) trucking, local ..	119	656	2 685	27	21	5	—	—	1	—	—	—	—
484220	Specialized freight (exc used) trucking, local ..	119	656	2 685	27	21	5	—	—	1	—	—	—	—
485	Transit & ground passenger transportation .....	102	259	968	14	9	3	1	—	1	—	—	—	—
<b>51 Information .....</b>														
511	Publishing industries .....	193	1 461	6 089	11	3	6	—	—	2	—	—	—	—
5111	Newspaper, periodical, book, database publishers .....	(C)	(D)	(D)	9	3	5	—	—	1	—	—	—	—
51111	Newspaper publishers .....	(C)	(D)	(D)	3	—	2	—	—	1	—	—	—	—
513	Broadcasting & telecommunications .....	179	1 422	5 763	18	11	—	4	2	1	—	—	—	—
514	Information & data processing services .....	101	577	2 536	10	6	—	1	3	—	—	—	—	—
<b>52 Finance &amp; insurance .....</b>														
522	Credit intermediation & related activities .....	750	6 011	24 756	66	25	18	11	11	—	1	—	—	—
5221	Depository credit intermediation .....	551	3 909	16 355	29	2	10	7	9	—	1	—	—	—
52211	Commercial banking .....	483	3 449	14 300	21	—	6	6	8	—	1	—	—	—
522110	Commercial banking .....	483	3 449	14 300	21	—	6	6	8	—	1	—	—	—
5222	Nondepository credit intermediation .....	174	1 923	7 519	26	13	8	3	2	—	—	—	—	—
52229	Other nondepository credit intermediation .....	142	1 729	6 807	22	12	6	2	2	—	—	—	—	—
523	Security, commodity contracts & like activity .....	(C)	(D)	(D)	35	28	3	3	—	—	—	—	—	—
5239	Other financial investment activities .....	148	1 235	4 793	13	10	2	—	—	—	1	—	—	—
52392	Portfolio management .....	(C)	(D)	(D)	2	1	—	—	—	—	1	—	—	—
524	Insurance carriers & related activities .....	(E)	(D)	(D)	71	55	8	7	1	—	—	—	—	—
5242	Agencies & other insurance related activities ...	269	2 331	10 242	66	50	8	7	1	—	—	—	—	—
52421	Insurance agencies & brokerages .....	212	1 731	7 917	60	49	6	4	1	—	—	—	—	—
524210	Insurance agencies & brokerages .....	212	1 731	7 917	60	49	6	4	1	—	—	—	—	—

See footnotes at end of table.



**Table 6. Counties—Employees, Payroll, and Establishments by Industry: 2002—Con.**

[Excludes most government employees, railroad employees, and self-employed persons. Size class 1 to 4 includes establishments with payroll, but no employees, during mid-March pay period. (D) denotes figures withheld to avoid disclosing data for individual companies; the data are included in broader industry totals. Detailed industries with 100 or more employees are shown if industry was not a (D). For explanation of terms, abbreviations, and data reliability/comparability, see introductory text]

NAICS code	Industry	Number of employees for week including March 12	Payroll (\$1,000)		Total number of establishments	Number of establishments by employment-size class								
			First quarter	Annual		1 to 4	5 to 9	10 to 19	20 to 49	50 to 99	100 to 249	250 to 499	500 to 999	1,000 or more
<b>FLATHEAD—Con.</b>														
<b>53</b>	<b>Real estate &amp; rental &amp; leasing</b>	<b>667</b>	<b>3 260</b>	<b>14 243</b>	<b>167</b>	<b>140</b>	<b>14</b>	<b>6</b>	<b>6</b>	<b>1</b>	—	—	—	—
531	Real estate	(E)	(D)	(D)	133	119	8	2	3	1	—	—	—	—
5311	Lessors of real estate	(C)	(D)	(D)	33	29	1	1	2	—	—	—	—	—
5312	Offices of real estate agents & brokers	104	668	3 119	66	64	2	—	—	—	—	—	—	—
53121	Offices of real estate agents & brokers	104	668	3 119	66	64	2	—	—	—	—	—	—	—
531210	Offices of real estate agents & brokers	104	668	3 119	66	64	2	—	—	—	—	—	—	—
5313	Activities related to real estate	229	1 227	4 998	34	26	5	1	1	1	—	—	—	—
53131	Real estate property managers	209	1 031	4 273	22	16	3	1	1	1	—	—	—	—
531311	Residential property managers	145	622	3 075	15	11	2	1	—	1	—	—	—	—
532	Rental & leasing services	(C)	(D)	(D)	32	19	6	4	3	—	—	—	—	—
5322	Consumer goods rental	100	334	975	14	7	4	2	1	—	—	—	—	—
<b>54</b>	<b>Professional, scientific &amp; technical services</b>	<b>1 708</b>	<b>10 068</b>	<b>43 022</b>	<b>294</b>	<b>219</b>	<b>46</b>	<b>21</b>	<b>7</b>	—	—	—	<b>1</b>	—
541	Professional, scientific & technical services	1 708	10 068	43 022	294	219	46	21	7	—	—	—	1	—
5411	Legal services	345	2 043	10 938	66	50	4	7	5	—	—	—	—	—
54111	Offices of lawyers	254	1 642	9 105	60	48	3	6	3	—	—	—	—	—
541110	Offices of lawyers	254	1 642	9 105	60	48	3	6	3	—	—	—	—	—
5412	Accounting, tax prep, bookkeep, payroll services	193	1 008	4 342	59	43	12	3	1	—	—	—	—	—
54121	Accounting, tax prep, bookkeep, payroll services	193	1 008	4 342	59	43	12	3	1	—	—	—	—	—
5413	Architectural, engineering & related services	207	1 407	7 518	64	46	12	6	—	—	—	—	—	—
54133	Engineering services	101	762	3 978	23	15	4	4	—	—	—	—	—	—
541330	Engineering services	101	762	3 978	23	15	4	4	—	—	—	—	—	—
5415	Computer systems design & related services	649	4 291	14 018	18	16	1	—	—	—	—	—	1	—
54151	Computer systems design & related services	649	4 291	14 018	18	16	1	—	—	—	—	—	1	—
5419	Oth professional, scientific, technical services	118	517	2 476	29	17	10	2	—	—	—	—	—	—
<b>55</b>	<b>Management of companies &amp; enterprises</b>	<b>241</b>	<b>4 115</b>	<b>10 778</b>	<b>11</b>	<b>7</b>	—	—	<b>2</b>	<b>2</b>	—	—	—	—
551	Management of companies & enterprises	241	4 115	10 778	11	7	—	—	2	2	—	—	—	—
5511	Management of companies & enterprises	241	4 115	10 778	11	7	—	—	2	2	—	—	—	—
55111	Management of companies & enterprises	241	4 115	10 778	11	7	—	—	2	2	—	—	—	—
<b>56</b>	<b>Admin, support, waste mgt, remediation services</b>	<b>1 736</b>	<b>5 688</b>	<b>30 339</b>	<b>152</b>	<b>107</b>	<b>25</b>	<b>6</b>	<b>9</b>	<b>1</b>	<b>2</b>	<b>2</b>	—	—
561	Administrative & support services	1 685	5 389	28 966	142	101	22	6	8	1	2	2	—	—
5613	Employment services	938	2 857	16 101	13	7	2	—	—	1	1	2	—	—
56132	Temporary help services	916	2 753	15 599	6	1	1	—	—	1	1	2	—	—
561320	Temporary help services	916	2 753	15 599	6	1	1	—	—	1	1	2	—	—
5614	Business support services	287	805	3 314	18	8	6	3	—	—	1	—	—	—
56142	Telephone call centers	(C)	(D)	(D)	4	1	1	—	—	—	1	—	—	—
5617	Services to buildings & dwellings	230	531	4 146	75	61	9	1	4	—	—	—	—	—
56172	Janitorial services	108	199	1 128	26	19	5	—	2	—	—	—	—	—
561720	Janitorial services	108	199	1 128	26	19	5	—	2	—	—	—	—	—
<b>61</b>	<b>Educational services</b>	<b>268</b>	<b>1 151</b>	<b>5 150</b>	<b>24</b>	<b>11</b>	<b>6</b>	<b>2</b>	<b>4</b>	<b>1</b>	—	—	—	—
611	Educational services	268	1 151	5 150	24	11	6	2	4	1	—	—	—	—
6111	Elementary & secondary schools	192	931	4 119	9	3	—	2	3	1	—	—	—	—
61111	Elementary & secondary schools	192	931	4 119	9	3	—	2	3	1	—	—	—	—
611110	Elementary & secondary schools	192	931	4 119	9	3	—	2	3	1	—	—	—	—
<b>62</b>	<b>Health care and social assistance</b>	<b>3 810</b>	<b>25 161</b>	<b>106 393</b>	<b>286</b>	<b>153</b>	<b>74</b>	<b>32</b>	<b>18</b>	<b>3</b>	<b>5</b>	—	—	<b>1</b>
621	Ambulatory health care services	1 267	10 772	49 333	189	104	52	20	13	—	—	—	—	—
6211	Offices of physicians	576	6 630	30 639	65	31	19	7	8	—	—	—	—	—
62111	Offices of physicians	576	6 630	30 639	65	31	19	7	8	—	—	—	—	—
621111	Offices of physicians (exc mental health)	572	6 556	30 366	62	28	19	7	8	—	—	—	—	—
6212	Offices of dentists	259	1 561	7 739	44	14	26	4	—	—	—	—	—	—
62121	Offices of dentists	259	1 561	7 739	44	14	26	4	—	—	—	—	—	—
621210	Offices of dentists	259	1 561	7 739	44	14	26	4	—	—	—	—	—	—
6213	Offices of other health practitioners	267	1 402	5 956	63	52	4	4	3	—	—	—	—	—
6214	Outpatient care centers	105	785	3 029	6	1	1	2	2	—	—	—	—	—
622	Hospitals	(G)	(D)	(D)	3	—	—	—	1	—	1	—	—	1
6221	General medical & surgical hospitals	(G)	(D)	(D)	2	—	—	—	—	—	1	—	—	1
62211	General medical & surgical hospitals	(G)	(D)	(D)	2	—	—	—	—	—	1	—	—	1
623	Nursing & residential care facilities	703	3 302	14 320	19	1	6	6	1	2	3	—	—	—
6231	Nursing care facilities	553	2 792	12 247	5	—	—	—	—	2	3	—	—	—
62311	Nursing care facilities	553	2 792	12 247	5	—	—	—	—	2	3	—	—	—
623110	Nursing care facilities	553	2 792	12 247	5	—	—	—	—	2	3	—	—	—
624	Social assistance	(F)	(D)	(D)	75	48	16	6	3	1	1	—	—	—
6241	Individual & family services	(C)	(D)	(D)	23	15	5	1	1	—	1	—	—	—
62419	Other individual & family services	173	716	2 779	12	8	2	1	—	—	1	—	—	—
624190	Other individual & family services	173	716	2 779	12	8	2	1	—	—	1	—	—	—
6244	Child day care services	206	553	2 281	36	24	8	2	1	1	—	—	—	—
62441	Child day care services	206	553	2 281	36	24	8	2	1	1	—	—	—	—
624410	Child day care services	206	553	2 281	36	24	8	2	1	1	—	—	—	—

See footnotes at end of table.

**Table 6. Counties—Employees, Payroll, and Establishments by Industry: 2002—Con.**

[Excludes most government employees, railroad employees, and self-employed persons. Size class 1 to 4 includes establishments with payroll, but no employees, during mid-March pay period. (D) denotes figures withheld to avoid disclosing data for individual companies; the data are included in broader industry totals. Detailed industries with 100 or more employees are shown if industry was not a (D). For explanation of terms, abbreviations, and data reliability/comparability, see introductory text]

NAICS code	Industry	Number of employees for week including March 12	Payroll (\$1,000)		Total number of establishments	Number of establishments by employment-size class								
			First quarter	Annual		1 to 4	5 to 9	10 to 19	20 to 49	50 to 99	100 to 249	250 to 499	500 to 999	1,000 or more
<b>FLATHEAD—Con.</b>														
<b>71</b>	<b>Arts, entertainment &amp; recreation .....</b>	<b>669</b>	<b>2 070</b>	<b>12 130</b>	<b>96</b>	<b>62</b>	<b>15</b>	<b>10</b>	<b>8</b>		<b>1</b>			
713	Amusement, gambling & recreation industries ....	637	1 967	11 251	78	46	13	10	8		1			
7132	Gambling industries .....	(C)	(D)	(D)	16	4	5	5	2					
71329	Other gambling industries .....	158	494	2 141	14	4	3	5	2					
713290	Other gambling industries .....	158	494	2 141	14	4	3	5	2					
7139	Other amusement & recreation industries .....	459	1 404	8 689	60	40	8	5	6		1			
71394	Fitness & recreational sports centers .....	213	679	3 413	16	9	3	1	2		1			
713940	Fitness & recreational sports centers .....	213	679	3 413	16	9	3	1	2		1			
<b>72</b>	<b>Accommodation &amp; food services .....</b>	<b>3 891</b>	<b>10 372</b>	<b>47 328</b>	<b>318</b>	<b>131</b>	<b>55</b>	<b>64</b>	<b>57</b>	<b>9</b>	<b>2</b>			
721	Accommodation .....	1 084	3 593	16 825	82	44	9	20	3	4	2			
7211	Traveler accommodation .....	1 047	3 432	14 978	67	31	8	19	3	4	2			
72111	Hotels (exc casino hotels) & motels .....	1 015	3 377	14 648	56	22	7	18	3	4	2			
721110	Hotels (exc casino hotels) & motels .....	1 015	3 377	14 648	56	22	7	18	3	4	2			
722	Food services & drinking places .....	2 807	6 779	30 503	236	87	46	44	54	5				
7221	Full-service restaurants .....	1 438	3 523	15 914	100	27	18	21	31	3				
72211	Full-service restaurants .....	1 438	3 523	15 914	100	27	18	21	31	3				
722110	Full-service restaurants .....	1 438	3 523	15 914	100	27	18	21	31	3				
7222	Limited-service eating places .....	1 007	2 190	9 756	86	35	14	17	18	2				
72221	Limited-service eating places .....	1 007	2 190	9 756	86	35	14	17	18	2				
722211	Limited-service restaurants .....	888	1 858	8 414	63	19	9	17	16	2				
7224	Drinking places (alcoholic beverages) .....	351	1 005	4 428	42	17	14	6	5					
72241	Drinking places (alcoholic beverages) .....	351	1 005	4 428	42	17	14	6	5					
722410	Drinking places (alcoholic beverages) .....	351	1 005	4 428	42	17	14	6	5					
<b>81</b>	<b>Other services (except public administration) .....</b>	<b>1 377</b>	<b>5 422</b>	<b>23 560</b>	<b>289</b>	<b>194</b>	<b>63</b>	<b>21</b>	<b>11</b>					
811	Repair & maintenance .....	488	2 717	12 366	107	73	21	10	3					
8111	Automotive repair & maintenance .....	331	1 880	8 589	69	48	12	6	3					
81111	Automotive mechanical & electrical R&M .....	110	660	2 960	41	34	6	1						
81112	Automotive body, paint, interior & glass repair .....	128	886	4 107	15	8	3	2	2					
811121	Automotive body, paint & interior R&M .....	121	836	3 875	11	4	3	2	2					
812	Personal & laundry services .....	311	1 003	4 261	64	44	12	5	3					
8121	Personal care services .....	101	242	993	25	20	2	2	1					
8123	Drycleaning & laundry services .....	101	306	1 320	14	9	2	1	2					
813	Religious, grantmaking, civic, prof & like organizations .....	578	1 702	6 933	118	77	30	6	5					
8131	Religious organizations .....	402	1 106	4 336	62	34	21	2	5					
81311	Religious organizations .....	402	1 106	4 336	62	34	21	2	5					
813110	Religious organizations .....	402	1 106	4 336	62	34	21	2	5					
<b>95</b>	<b>Auxiliaries (exc corporate, subsidiary &amp; regional mgt) .....</b>	<b>(B)</b>	<b>(D)</b>	<b>(D)</b>	<b>4</b>	<b>2</b>	<b>1</b>	<b>1</b>						
<b>99</b>	<b>Unclassified establishments .....</b>	<b>1</b>	<b>4</b>	<b>204</b>	<b>10</b>									
<b>GALLATIN</b>														
	<b>Total .....</b>	<b>29 930</b>	<b>163 394</b>	<b>712 330</b>	<b>3 771</b>	<b>2 348</b>	<b>661</b>	<b>436</b>	<b>234</b>	<b>68</b>	<b>20</b>	<b>2</b>	<b>2</b>	
<b>11</b>	<b>Forestry, fishing, hunting, and agriculture support .....</b>	<b>79</b>	<b>503</b>	<b>2 404</b>	<b>26</b>	<b>19</b>	<b>4</b>	<b>3</b>						
<b>21</b>	<b>Mining .....</b>	<b>50</b>	<b>344</b>	<b>1 591</b>	<b>5</b>	<b>1</b>	<b>3</b>		<b>1</b>					
<b>22</b>	<b>Utilities .....</b>	<b>85</b>	<b>1 015</b>	<b>5 234</b>	<b>13</b>	<b>11</b>	<b>1</b>			<b>1</b>				
<b>23</b>	<b>Construction .....</b>	<b>3 202</b>	<b>24 839</b>	<b>117 545</b>	<b>664</b>	<b>491</b>	<b>103</b>	<b>42</b>	<b>20</b>	<b>7</b>	<b>1</b>			
233	Building, developing & general contracting .....	1 357	9 178	42 227	280	210	37	19	11	3				
2332	Residential building construction .....	1 068	6 991	31 088	245	190	30	14	9	2				
23321	Single-family housing construction .....	1 062	6 972	31 000	242	188	29	14	9	2				
233210	Single-family housing construction .....	1 062	6 972	31 000	242	188	29	14	9	2				
2333	Nonresidential building construction .....	(C)	(D)	(D)	16	5	4	4	2	1				
23332	Commercial & institutional bldg construction ..	224	1 601	8 352	15	5	4	3	2	1				
233320	Commercial & institutional bldg construction ..	224	1 601	8 352	15	5	4	3	2	1				
234	Heavy construction .....	420	6 587	27 879	31	20	5	2	2	1	1			
2341	Highway, street, bridge & tunnel construction ...	116	948	6 541	9	5	1	1	1	1				
23411	Highway & street construction .....	(C)	(D)	(D)	8	4	1	1	1	1				
2349	Other heavy construction .....	304	5 639	21 338	22	15	4	1	1		1			
23491	Water, sewer & pipeline construction .....	289	5 575	20 292	11	5	3	1	1		1			
234910	Water, sewer & pipeline construction .....	289	5 575	20 292	11	5	3	1	1		1			
235	Special trade contractors .....	1 425	9 074	47 439	353	261	61	21	7	3				
2351	Plumbing, heating & AC contractor .....	337	2 511	11 971	51	32	10	5	3	1				
23511	Plumbing, heating & AC contractor .....	337	2 511	11 971	51	32	10	5	3	1				
235110	Plumbing, heating & AC contractor .....	337	2 511	11 971	51	32	10	5	3	1				
2353	Electrical contractors .....	253	1 996	7 772	47	32	10	3	1	1				
23531	Electrical contractors .....	253	1 996	7 772	47	32	10	3	1	1				
235310	Electrical contractors .....	253	1 996	7 772	47	32	10	3	1	1				
2354	Masonry, drywall, insulation, tile contractors ...	190	1 050	5 493	56	40	10	6						
23542	Drywall, acoustical & insulation contractors ...	100	544	2 740	31	23	5	3						
235420	Drywall, acoustical & insulation contractors ...	100	544	2 740	31	23	5	3						
2355	Carpentry & floor contractors .....	110	462	2 446	54	47	6	1						

See footnotes at end of table.

**Table 6. Counties—Employees, Payroll, and Establishments by Industry: 2002—Con.**

[Excludes most government employees, railroad employees, and self-employed persons. Size class 1 to 4 includes establishments with payroll, but no employees, during mid-March pay period. (D) denotes figures withheld to avoid disclosing data for individual companies; the data are included in broader industry totals. Detailed industries with 100 or more employees are shown if industry was not a (D). For explanation of terms, abbreviations, and data reliability/comparability, see introductory text]

NAICS code	Industry	Number of employees for week including March 12	Payroll (\$1,000)		Total number of establishments	Number of establishments by employment-size class										
			First quarter	Annual		1 to 4	5 to 9	10 to 19	20 to 49	50 to 99	100 to 249	250 to 499	500 to 999	1,000 or more		
<b>23</b>	<b>GALLATIN—Con.</b>															
	<b>Construction—Con.</b>															
235	Special trade contractors—Con.															
2357	Concrete contractors	180	992	7 537	38	25	9	3	1	—	—	—	—	—	—	—
23571	Concrete contractors	180	992	7 537	38	25	9	3	1	—	—	—	—	—	—	—
235710	Concrete contractors	180	992	7 537	38	25	9	3	1	—	—	—	—	—	—	—
2359	Other special trade contractors	164	1 060	6 463	45	36	5	2	1	1	—	—	—	—	—	—
<b>31-33</b>	<b>Manufacturing</b>	<b>2 487</b>	<b>16 944</b>	<b>70 592</b>	<b>165</b>	<b>76</b>	<b>30</b>	<b>24</b>	<b>24</b>	<b>6</b>	<b>5</b>	—	—	—	—	—
311	Food mfg	161	729	3 562	13	9	—	2	1	1	—	—	—	—	—	—
3118	Bakeries & tortilla mfg	(C)	(D)	(D)	4	1	—	2	—	1	—	—	—	—	—	—
31181	Bread & bakery product mfg	(C)	(D)	(D)	4	1	—	2	—	1	—	—	—	—	—	—
321	Wood product mfg	212	1 389	5 542	11	4	3	2	1	—	1	—	—	—	—	—
3211	Sawmills & wood preservation	(C)	(D)	(D)	3	1	—	1	—	—	1	—	—	—	—	—
32111	Sawmills & wood preservation	(C)	(D)	(D)	3	1	—	1	—	—	1	—	—	—	—	—
323	Printing & related support activities	149	988	4 246	9	1	3	2	3	—	—	—	—	—	—	—
3231	Printing & related support activities	149	988	4 246	9	1	3	2	3	—	—	—	—	—	—	—
32311	Printing	149	988	4 246	9	1	3	2	3	—	—	—	—	—	—	—
323110	Commercial lithographic printing	108	769	3 341	5	1	1	—	3	—	—	—	—	—	—	—
326	Plastics & rubber products mfg	101	624	2 946	7	1	2	3	1	—	—	—	—	—	—	—
327	Nonmetallic mineral product mfg	436	4 225	16 595	12	4	—	1	4	2	1	—	—	—	—	—
3273	Cement & concrete product mfg	(E)	(D)	(D)	5	—	—	1	2	1	1	—	—	—	—	—
32732	Ready-mix concrete mfg	(C)	(D)	(D)	2	—	—	—	1	—	1	—	—	—	—	—
3279	Other nonmetallic mineral product mfg	(C)	(D)	(D)	3	1	—	—	1	1	—	—	—	—	—	—
32799	All other nonmetallic mineral product mfg	(C)	(D)	(D)	3	1	—	—	1	1	—	—	—	—	—	—
332	Fabricated metal product mfg	139	996	3 665	17	7	7	2	—	1	—	—	—	—	—	—
334	Computer & electronic product mfg	284	1 950	6 860	11	4	2	1	2	1	1	—	—	—	—	—
3344	Semiconductor & oth electronic component mfg	140	828	3 002	6	3	—	—	2	1	—	—	—	—	—	—
33441	Semiconductor & oth electronic component mfg	140	828	3 002	6	3	—	—	2	1	—	—	—	—	—	—
3345	Nav, measuring, medical, control instruments mfg	(C)	(D)	(D)	3	1	1	—	—	—	1	—	—	—	—	—
33451	Nav, measuring, medical, control instruments mfg	(C)	(D)	(D)	3	1	1	—	—	—	1	—	—	—	—	—
337	Furniture & related product mfg	182	990	4 464	17	12	1	3	—	—	1	—	—	—	—	—
3371	HH & institutional furniture & kitchen cabinet mfg	(C)	(D)	(D)	15	12	—	2	—	—	1	—	—	—	—	—
33712	Household & institutional furniture mfg	130	658	2 996	8	7	—	—	—	—	1	—	—	—	—	—
339	Miscellaneous mfg	370	2 221	9 741	31	18	5	3	4	—	1	—	—	—	—	—
3399	Other miscellaneous mfg	344	1 980	8 478	24	12	5	2	4	—	1	—	—	—	—	—
33992	Sporting & athletic goods mfg	116	827	3 347	11	6	2	1	2	—	—	—	—	—	—	—
339920	Sporting & athletic goods mfg	116	827	3 347	11	6	2	1	2	—	—	—	—	—	—	—
33999	All other misc mfg	(C)	(D)	(D)	6	2	2	—	1	—	1	—	—	—	—	—
<b>42</b>	<b>Wholesale trade</b>	<b>1 263</b>	<b>9 823</b>	<b>43 684</b>	<b>142</b>	<b>81</b>	<b>25</b>	<b>20</b>	<b>13</b>	<b>2</b>	<b>1</b>	—	—	—	—	—
421	Wholesale trade, durable goods	860	7 435	31 207	89	48	17	16	6	1	1	—	—	—	—	—
4213	Lumber & other construction materials whse	106	874	3 288	8	4	1	2	—	1	—	—	—	—	—	—
4214	Professional & commercial equip & supp whse	144	1 225	4 899	16	7	6	1	2	—	—	—	—	—	—	—
4218	Machinery, equipment & supplies whse	184	1 475	6 788	23	12	4	3	4	—	—	—	—	—	—	—
42182	Farm & garden machinery & equipment whse	121	1 004	4 793	11	5	1	1	4	—	—	—	—	—	—	—
421820	Farm & garden machinery & equipment whse	121	1 004	4 793	11	5	1	1	4	—	—	—	—	—	—	—
4219	Miscellaneous durable goods whse	274	2 766	11 555	19	14	2	2	—	—	1	—	—	—	—	—
42199	Other miscellaneous durable goods whse	(C)	(D)	(D)	6	3	1	1	—	—	1	—	—	—	—	—
422	Wholesale trade, nondurable goods	403	2 388	12 477	53	33	8	4	7	1	—	—	—	—	—	—
4228	Beer, wine, distilled alcoholic beverage whse	111	628	2 894	4	1	—	1	1	1	—	—	—	—	—	—
<b>44-45</b>	<b>Retail trade</b>	<b>5 637</b>	<b>25 519</b>	<b>111 551</b>	<b>541</b>	<b>243</b>	<b>151</b>	<b>96</b>	<b>27</b>	<b>19</b>	<b>4</b>	<b>1</b>	—	—	—	—
441	Motor vehicle & parts dealers	690	4 845	22 153	56	20	16	12	5	3	—	—	—	—	—	—
4411	Automobile dealers	393	3 247	15 077	20	9	3	2	3	3	—	—	—	—	—	—
44111	New car dealers	356	3 097	14 484	8	—	—	2	3	3	—	—	—	—	—	—
441110	New car dealers	356	3 097	14 484	8	—	—	2	3	3	—	—	—	—	—	—
4412	Other motor vehicle dealers	147	816	3 710	15	5	5	3	2	—	—	—	—	—	—	—
44122	Motorcycle & boat & other MV dealers	116	593	2 559	11	3	5	1	2	—	—	—	—	—	—	—
4413	Automotive parts, accessories & tire stores	150	782	3 366	21	6	8	7	—	—	—	—	—	—	—	—
442	Furniture & home furnishing stores	281	1 521	6 966	45	22	14	7	2	—	—	—	—	—	—	—
4421	Furniture stores	137	829	3 637	14	5	4	3	2	—	—	—	—	—	—	—
44211	Furniture stores	137	829	3 637	14	5	4	3	2	—	—	—	—	—	—	—
442110	Furniture stores	137	829	3 637	14	5	4	3	2	—	—	—	—	—	—	—
4422	Home furnishings stores	144	692	3 329	31	17	10	4	—	—	—	—	—	—	—	—
443	Electronics & appliance stores	123	731	3 514	24	14	7	2	1	—	—	—	—	—	—	—
4431	Electronics & appliance stores	123	731	3 514	24	14	7	2	1	—	—	—	—	—	—	—

See footnotes at end of table.

**Table 6. Counties—Employees, Payroll, and Establishments by Industry: 2002—Con.**

[Excludes most government employees, railroad employees, and self-employed persons. Size class 1 to 4 includes establishments with payroll, but no employees, during mid-March pay period. (D) denotes figures withheld to avoid disclosing data for individual companies; the data are included in broader industry totals. Detailed industries with 100 or more employees are shown if industry was not a (D). For explanation of terms, abbreviations, and data reliability/comparability, see introductory text]

NAICS code	Industry	Number of employees for week including March 12	Payroll (\$1,000)		Total number of establishments	Number of establishments by employment-size class								
			First quarter	Annual		1 to 4	5 to 9	10 to 19	20 to 49	50 to 99	100 to 249	250 to 499	500 to 999	1,000 or more
<b>GALLATIN—Con.</b>														
<b>44-45 Retail trade—Con.</b>														
444	Bldg material & garden equip & supp dealers . . . . .	761	4 340	17 728	62	25	21	11	1	2	2	—	—	—
4441	Building material & supplies dealers . . . . .	490	3 738	13 529	55	24	19	9	1	1	1	—	—	—
44413	Hardware stores . . . . .	108	564	2 001	9	4	1	2	1	1	—	—	—	—
444130	Hardware stores . . . . .	108	564	2 001	9	4	1	2	1	1	—	—	—	—
44419	Other building material dealers . . . . .	333	2 930	10 619	38	15	17	5	—	—	1	—	—	—
444190	Other building material dealers . . . . .	333	2 930	10 619	38	15	17	5	—	—	1	—	—	—
4442	Lawn & garden equip & supplies stores . . . . .	271	602	4 199	7	1	2	2	—	1	1	—	—	—
44422	Nursery & garden centers . . . . .	(E)	(D)	(D)	5	1	1	1	—	1	1	—	—	—
445	Food & beverage stores . . . . .	944	3 726	15 961	42	14	7	11	2	7	1	—	—	—
4451	Grocery stores . . . . .	(F)	(D)	(D)	23	3	5	5	2	7	1	—	—	—
44511	Grocery (except convenience) stores . . . . .	795	3 246	13 828	20	1	5	4	2	7	1	—	—	—
445110	Grocery (except convenience) stores . . . . .	795	3 246	13 828	20	1	5	4	2	7	1	—	—	—
446	Health & personal care stores . . . . .	172	866	4 289	22	10	5	5	2	—	—	—	—	—
4461	Health & personal care stores . . . . .	172	866	4 289	22	10	5	5	2	—	—	—	—	—
44611	Pharmacies & drug stores . . . . .	105	535	2 934	8	2	1	3	2	—	—	—	—	—
446110	Pharmacies & drug stores . . . . .	105	535	2 934	8	2	1	3	2	—	—	—	—	—
447	Gasoline stations . . . . .	329	1 068	4 580	37	8	13	13	3	—	—	—	—	—
4471	Gasoline stations . . . . .	329	1 068	4 580	37	8	13	13	3	—	—	—	—	—
44711	Gasoline stations with convenience stores . . . . .	243	785	3 355	29	6	12	9	2	—	—	—	—	—
447110	Gasoline stations with convenience stores . . . . .	243	785	3 355	29	6	12	9	2	—	—	—	—	—
448	Clothing & clothing accessories stores . . . . .	423	1 363	5 122	62	29	23	6	3	1	—	—	—	—
4481	Clothing stores . . . . .	353	1 034	3 898	42	17	15	6	3	1	—	—	—	—
44814	Family clothing stores . . . . .	189	602	2 280	16	7	3	3	2	1	—	—	—	—
448140	Family clothing stores . . . . .	189	602	2 280	16	7	3	3	2	1	—	—	—	—
451	Sporting goods, hobby, book & music stores . . . . .	611	1 600	7 234	64	26	20	11	4	3	—	—	—	—
4511	Sporting goods, hobby, musical instrument stores . . . . .	409	1 178	5 063	51	21	15	10	4	1	—	—	—	—
45111	Sporting goods stores . . . . .	279	862	3 616	34	18	5	7	3	1	—	—	—	—
451110	Sporting goods stores . . . . .	279	862	3 616	34	18	5	7	3	1	—	—	—	—
4512	Book, periodical & music stores . . . . .	202	422	2 171	13	5	5	1	—	2	—	—	—	—
45121	Book stores & news dealers . . . . .	121	253	1 393	9	4	3	1	—	1	—	—	—	—
451211	Book stores . . . . .	121	253	1 393	9	4	3	1	—	1	—	—	—	—
452	General merchandise stores . . . . .	713	3 340	14 492	11	3	2	1	—	3	1	1	—	—
4521	Department stores . . . . .	528	2 372	9 188	4	—	—	—	—	3	—	1	—	—
45211	Department stores . . . . .	528	2 372	9 188	4	—	—	—	—	3	—	1	—	—
452110	Department stores . . . . .	528	2 372	9 188	4	—	—	—	—	3	—	1	—	—
4529	Other general merchandise stores . . . . .	185	968	5 304	7	3	2	1	—	—	1	—	—	—
45291	Warehouse clubs & superstores . . . . .	(C)	(D)	(D)	1	—	—	—	—	—	1	—	—	—
453	Miscellaneous store retailers . . . . .	487	1 497	6 177	91	57	17	13	4	—	—	—	—	—
4532	Office supplies, stationery & gift stores . . . . .	160	458	2 174	35	24	6	4	1	—	—	—	—	—
45322	Gift, novelty & souvenir stores . . . . .	114	332	1 649	29	20	5	4	—	—	—	—	—	—
453220	Gift, novelty & souvenir stores . . . . .	114	332	1 649	29	20	5	4	—	—	—	—	—	—
4533	Used merchandise stores . . . . .	110	265	1 140	17	9	5	2	1	—	—	—	—	—
45331	Used merchandise stores . . . . .	110	265	1 140	17	9	5	2	1	—	—	—	—	—
453310	Used merchandise stores . . . . .	110	265	1 140	17	9	5	2	1	—	—	—	—	—
4539	Other miscellaneous store retailers . . . . .	153	628	2 286	31	20	5	5	1	—	—	—	—	—
454	Nonstore retailers . . . . .	103	622	3 335	25	15	6	4	—	—	—	—	—	—
<b>48-49 Transportation &amp; warehousing</b>														
484	Truck transportation . . . . .	208	1 457	6 235	47	36	6	2	2	1	—	—	—	—
4842	Specialized freight trucking . . . . .	135	901	3 918	20	15	1	2	1	1	—	—	—	—
485	Transit & ground passenger transportation . . . . .	123	327	1 388	6	3	—	2	—	1	—	—	—	—
488	Transportation support activities . . . . .	116	663	2 560	15	9	1	3	2	—	—	—	—	—
492	Couriers & messengers . . . . .	118	468	1 668	7	4	1	—	1	1	—	—	—	—
4921	Couriers . . . . .	111	452	1 604	3	—	1	—	1	1	—	—	—	—
49211	Couriers . . . . .	111	452	1 604	3	—	1	—	1	1	—	—	—	—
492110	Couriers . . . . .	111	452	1 604	3	—	1	—	1	1	—	—	—	—
<b>51 Information</b>														
511	Publishing industries . . . . .	326	3 443	14 642	18	11	2	2	1	1	1	—	—	—
5111	Newspaper, periodical, book, database publishers . . . . .	(C)	(D)	(D)	12	7	1	2	1	1	—	—	—	—
51111	Newspaper publishers . . . . .	(C)	(D)	(D)	5	3	—	1	—	1	—	—	—	—
5112	Software publishers . . . . .	(C)	(D)	(D)	6	4	1	—	—	—	1	—	—	—
51121	Software publishers . . . . .	(C)	(D)	(D)	6	4	1	—	—	—	1	—	—	—
513	Broadcasting & telecommunications . . . . .	236	1 955	8 107	26	14	3	5	4	—	—	—	—	—
<b>52 Finance &amp; insurance</b>														
522	Credit intermediation & related activities . . . . .	652	5 067	21 338	64	30	18	7	8	—	1	—	—	—
5221	Depository credit intermediation . . . . .	544	4 171	17 280	29	5	9	6	8	—	1	—	—	—
52211	Commercial banking . . . . .	497	3 877	15 960	25	4	9	4	7	—	1	—	—	—
522110	Commercial banking . . . . .	497	3 877	15 960	25	4	9	4	7	—	1	—	—	—
523	Security, commodity contracts & like activity . . . . .	108	2 043	7 436	33	28	2	1	2	—	—	—	—	—
524	Insurance carriers & related activities . . . . .	210	1 890	7 071	64	52	9	2	1	—	—	—	—	—
5242	Agencies & other insurance related activities . . . . .	(C)	(D)	(D)	52	42	8	1	1	—	—	—	—	—
52421	Insurance agencies & brokerages . . . . .	163	1 464	5 394	49	40	7	1	1	—	—	—	—	—
524210	Insurance agencies & brokerages . . . . .	163	1 464	5 394	49	40	7	1	1	—	—	—	—	—

See footnotes at end of table.

**Table 6. Counties—Employees, Payroll, and Establishments by Industry: 2002—Con.**

[Excludes most government employees, railroad employees, and self-employed persons. Size class 1 to 4 includes establishments with payroll, but no employees, during mid-March pay period. (D) denotes figures withheld to avoid disclosing data for individual companies; the data are included in broader industry totals. Detailed industries with 100 or more employees are shown if industry was not a (D). For explanation of terms, abbreviations, and data reliability/comparability, see introductory text]

NAICS code	Industry	Number of employees for week including March 12	Payroll (\$1,000)		Total number of establishments	Number of establishments by employment-size class									
			First quarter	Annual		1 to 4	5 to 9	10 to 19	20 to 49	50 to 99	100 to 249	250 to 499	500 to 999	1,000 or more	
<b>GALLATIN—Con.</b>															
<b>53</b>	<b>Real estate &amp; rental &amp; leasing</b>	<b>705</b>	<b>3 680</b>	<b>17 608</b>	<b>235</b>	<b>189</b>	<b>30</b>	<b>13</b>	<b>3</b>	—	—	—	—	—	
531	Real estate	(E)	(D)	(D)	196	173	17	4	2	—	—	—	—	—	
5311	Lessors of real estate	171	661	2 742	62	51	9	2	—	—	—	—	—	—	
5312	Offices of real estate agents & brokers	168	1 494	7 441	78	72	3	1	2	—	—	—	—	—	
53121	Offices of real estate agents & brokers	168	1 494	7 441	78	72	3	1	2	—	—	—	—	—	
531210	Offices of real estate agents & brokers	168	1 494	7 441	78	72	3	1	2	—	—	—	—	—	
5313	Activities related to real estate	(C)	(D)	(D)	56	50	5	1	—	—	—	—	—	—	
532	Rental & leasing services	(E)	(D)	(D)	38	15	13	9	1	—	—	—	—	—	
<b>54</b>	<b>Professional, scientific &amp; technical services</b>	<b>1 953</b>	<b>13 702</b>	<b>64 644</b>	<b>460</b>	<b>350</b>	<b>62</b>	<b>33</b>	<b>11</b>	<b>2</b>	<b>2</b>	—	—	—	
541	Professional, scientific & technical services	1 953	13 702	64 644	460	350	62	33	11	2	2	—	—	—	
5411	Legal services	270	2 103	11 294	73	55	11	5	2	—	—	—	—	—	
54111	Offices of lawyers	197	1 630	8 176	66	52	9	5	—	—	—	—	—	—	
541110	Offices of lawyers	197	1 630	8 176	66	52	9	5	—	—	—	—	—	—	
5412	Accounting, tax prep, bookkeep, payroll services	246	1 718	8 147	56	43	6	3	4	—	—	—	—	—	
54121	Accounting, tax prep, bookkeep, payroll services	246	1 718	8 147	56	43	6	3	4	—	—	—	—	—	
541211	Offices of certified public accountants	180	1 294	6 427	38	29	4	2	3	—	—	—	—	—	
5413	Architectural, engineering & related services	525	4 160	20 068	117	78	23	13	2	1	—	—	—	—	
54131	Architectural services	130	1 027	4 939	29	16	11	1	1	—	—	—	—	—	
541310	Architectural services	130	1 027	4 939	29	16	11	1	1	—	—	—	—	—	
54133	Engineering services	340	2 843	13 109	57	36	8	11	1	1	—	—	—	—	
541330	Engineering services	340	2 843	13 109	57	36	8	11	1	1	—	—	—	—	
5415	Computer systems design & related services	259	2 136	9 261	35	28	2	2	2	—	1	—	—	—	
54151	Computer systems design & related services	259	2 136	9 261	35	28	2	2	2	—	1	—	—	—	
541511	Custom computer programming services	188	1 486	6 948	20	17	1	—	1	—	1	—	—	—	
5416	Management, sci & tech consulting services	112	870	4 126	73	67	6	—	—	—	—	—	—	—	
5419	Oth professional, scientific, technical services	299	1 178	5 125	52	39	5	7	—	—	1	—	—	—	
54194	Veterinary services	113	473	2 221	19	10	3	6	—	—	—	—	—	—	
541940	Veterinary services	113	473	2 221	19	10	3	6	—	—	—	—	—	—	
54199	All oth prof, scientific & technical services	147	521	2 198	19	17	1	—	—	—	1	—	—	—	
541990	All oth prof, scientific & technical services	147	521	2 198	19	17	1	—	—	—	1	—	—	—	
<b>55</b>	<b>Management of companies &amp; enterprises</b>	<b>74</b>	<b>699</b>	<b>2 490</b>	<b>6</b>	<b>3</b>	—	<b>1</b>	<b>2</b>	—	—	—	—	—	
<b>56</b>	<b>Admin, support, waste mgt, remediation services</b>	<b>772</b>	<b>3 209</b>	<b>15 931</b>	<b>170</b>	<b>124</b>	<b>22</b>	<b>15</b>	<b>8</b>	<b>1</b>	—	—	—	—	
561	Administrative & support services	714	2 854	14 386	161	117	22	14	7	1	—	—	—	—	
5615	Travel arrangement & reservation services	135	888	3 560	17	10	2	4	1	—	—	—	—	—	
56151	Travel agencies	101	705	2 890	8	4	—	3	1	—	—	—	—	—	
561510	Travel agencies	101	705	2 890	8	4	—	3	1	—	—	—	—	—	
5617	Services to buildings & dwellings	277	793	5 251	93	75	9	7	2	—	—	—	—	—	
56172	Janitorial services	182	463	1 885	32	20	6	4	2	—	—	—	—	—	
561720	Janitorial services	182	463	1 885	32	20	6	4	2	—	—	—	—	—	
<b>61</b>	<b>Educational services</b>	<b>313</b>	<b>1 120</b>	<b>4 729</b>	<b>45</b>	<b>29</b>	<b>5</b>	<b>5</b>	<b>5</b>	<b>1</b>	—	—	—	—	
611	Educational services	313	1 120	4 729	45	29	5	5	5	1	—	—	—	—	
6111	Elementary & secondary schools	160	637	2 497	11	4	1	2	3	1	—	—	—	—	
61111	Elementary & secondary schools	160	637	2 497	11	4	1	2	3	1	—	—	—	—	
611110	Elementary & secondary schools	160	637	2 497	11	4	1	2	3	1	—	—	—	—	
6116	Other schools & instruction	125	370	1 730	22	15	2	3	2	—	—	—	—	—	
<b>62</b>	<b>Health care and social assistance</b>	<b>2 828</b>	<b>15 745</b>	<b>71 276</b>	<b>253</b>	<b>129</b>	<b>64</b>	<b>36</b>	<b>16</b>	<b>6</b>	<b>1</b>	—	<b>1</b>	—	
621	Ambulatory health care services	958	7 391	37 865	155	81	46	18	9	1	—	—	—	—	
6211	Offices of physicians	427	3 912	21 128	42	17	11	6	7	1	—	—	—	—	
62111	Offices of physicians	427	3 912	21 128	42	17	11	6	7	1	—	—	—	—	
6212	Offices of dentists	223	1 488	7 227	41	12	27	2	—	—	—	—	—	—	
62121	Offices of dentists	223	1 488	7 227	41	12	27	2	—	—	—	—	—	—	
621210	Offices of dentists	223	1 488	7 227	41	12	27	2	—	—	—	—	—	—	
6213	Offices of other health practitioners	155	794	3 895	57	47	7	3	—	—	—	—	—	—	
622	Hospitals	(F)	(D)	(D)	1	—	—	—	—	—	—	—	—	1	
6221	General medical & surgical hospitals	(F)	(D)	(D)	1	—	—	—	—	—	—	—	—	1	
62211	General medical & surgical hospitals	(F)	(D)	(D)	1	—	—	—	—	—	—	—	—	1	
623	Nursing & residential care facilities	(E)	(D)	(D)	17	2	3	8	1	3	—	—	—	—	
6231	Nursing care facilities	(C)	(D)	(D)	2	—	—	—	1	1	—	—	—	—	
62311	Nursing care facilities	(C)	(D)	(D)	2	—	—	—	1	1	—	—	—	—	
6233	Community care facilities for the elderly	180	564	2 371	7	1	2	2	—	2	—	—	—	—	
62331	Community care facilities for the elderly	180	564	2 371	7	1	2	2	—	2	—	—	—	—	
624	Social assistance	827	2 450	10 201	80	46	15	10	6	2	1	—	—	—	
6241	Individual & family services	533	1 495	6 076	38	23	4	5	3	2	1	—	—	—	
62412	Services for elderly & disabled persons	291	719	2 811	9	4	1	2	1	—	1	—	—	—	
624120	Services for elderly & disabled persons	291	719	2 811	9	4	1	2	1	—	1	—	—	—	
62419	Other individual & family services	176	577	2 459	20	15	1	1	2	—	—	—	—	—	
624190	Other individual & family services	176	577	2 459	20	15	1	1	2	—	—	—	—	—	
6244	Child day care services	202	518	2 151	34	19	10	3	2	—	—	—	—	—	
62441	Child day care services	202	518	2 151	34	19	10	3	2	—	—	—	—	—	
624410	Child day care services	202	518	2 151	34	19	10	3	2	—	—	—	—	—	

See footnotes at end of table.

**Table 6. Counties—Employees, Payroll, and Establishments by Industry: 2002—Con.**

[Excludes most government employees, railroad employees, and self-employed persons. Size class 1 to 4 includes establishments with payroll, but no employees, during mid-March pay period. (D) denotes figures withheld to avoid disclosing data for individual companies; the data are included in broader industry totals. Detailed industries with 100 or more employees are shown if industry was not a (D). For explanation of terms, abbreviations, and data reliability/comparability, see introductory text]

NAICS code	Industry	Number of employees for week including March 12	Payroll (\$1,000)		Total number of establishments	Number of establishments by employment-size class								
			First quarter	Annual		1 to 4	5 to 9	10 to 19	20 to 49	50 to 99	100 to 249	250 to 499	500 to 999	1,000 or more
<b>GALLATIN—Con.</b>														
<b>71</b>	<b>Arts, entertainment &amp; recreation</b> .....	<b>987</b>	<b>3 149</b>	<b>12 270</b>	<b>95</b>	<b>62</b>	<b>11</b>	<b>11</b>	<b>5</b>	<b>5</b>	—	<b>1</b>	—	—
711	Performing arts, spectator sports & related industries .....	110	184	1 007	28	25	2	—	—	1	—	—	—	—
713	Amusement, gambling & recreation industries .....	855	2 874	10 880	61	33	8	10	5	4	—	1	—	—
7132	Gambling industries .....	(C)	(D)	(D)	15	3	4	5	2	1	—	—	—	—
71329	Other gambling industries .....	(C)	(D)	(D)	14	3	4	4	2	1	—	—	—	—
7139	Other amusement & recreation industries .....	629	1 939	7 198	45	29	4	5	3	3	—	1	—	—
71392	Skiing facilities .....	279	974	1 870	5	3	—	1	—	—	—	1	—	—
713920	Skiing facilities .....	279	974	1 870	5	3	—	1	—	—	—	1	—	—
71394	Fitness & recreational sports centers .....	194	385	1 627	9	4	—	1	2	2	—	—	—	—
713940	Fitness & recreational sports centers .....	194	385	1 627	9	4	—	1	2	2	—	—	—	—
<b>72</b>	<b>Accommodation &amp; food services</b> .....	<b>5 631</b>	<b>16 775</b>	<b>62 448</b>	<b>328</b>	<b>117</b>	<b>51</b>	<b>75</b>	<b>67</b>	<b>14</b>	<b>3</b>	—	<b>1</b>	—
721	Accommodation .....	2 164	8 490	27 967	101	49	7	21	17	5	1	—	1	—
7211	Traveler accommodation .....	1 989	7 759	24 724	77	29	6	20	16	4	1	—	1	—
72111	Hotels (exc casino hotels) & motels .....	1 979	7 732	24 452	70	22	6	20	16	4	1	—	1	—
721110	Hotels (exc casino hotels) & motels .....	1 979	7 732	24 452	70	22	6	20	16	4	1	—	1	—
7212	RV parks & recreational camps .....	165	699	3 137	18	14	1	1	1	1	—	—	—	—
72121	RV parks & recreational camps .....	165	699	3 137	18	14	1	1	1	1	—	—	—	—
721214	Recreational, vacation camps (exc campgrounds) .....	112	673	2 765	9	6	1	1	—	1	—	—	—	—
722	Food services & drinking places .....	3 467	8 285	34 481	227	68	44	54	50	9	2	—	—	—
7221	Full-service restaurants .....	2 023	5 207	20 875	100	22	18	28	22	8	2	—	—	—
72211	Full-service restaurants .....	2 023	5 207	20 875	100	22	18	28	22	8	2	—	—	—
722110	Full-service restaurants .....	2 023	5 207	20 875	100	22	18	28	22	8	2	—	—	—
7222	Limited-service eating places .....	1 097	2 209	10 038	81	24	16	16	24	1	—	—	—	—
72221	Limited-service eating places .....	1 097	2 209	10 038	81	24	16	16	24	1	—	—	—	—
722211	Limited-service restaurants .....	872	1 876	8 436	63	17	13	11	22	—	—	—	—	—
7224	Drinking places (alcoholic beverages) .....	325	817	3 321	38	16	8	10	4	—	—	—	—	—
72241	Drinking places (alcoholic beverages) .....	325	817	3 321	38	16	8	10	4	—	—	—	—	—
722410	Drinking places (alcoholic beverages) .....	325	817	3 321	38	16	8	10	4	—	—	—	—	—
<b>81</b>	<b>Other services (except public administration)</b> .....	<b>1 441</b>	<b>6 571</b>	<b>27 911</b>	<b>285</b>	<b>197</b>	<b>49</b>	<b>31</b>	<b>7</b>	—	<b>1</b>	—	—	—
811	Repair & maintenance .....	370	1 831	8 100	108	80	20	8	—	—	—	—	—	—
8111	Automotive repair & maintenance .....	310	1 590	6 947	80	55	17	8	—	—	—	—	—	—
81111	Automotive mechanical & electrical R&M .....	166	840	3 682	50	37	12	1	—	—	—	—	—	—
811111	General automotive repair .....	148	743	3 322	45	34	10	1	—	—	—	—	—	—
812	Personal & laundry services .....	276	767	3 530	53	35	9	7	2	—	—	—	—	—
8121	Personal care services .....	125	338	1 469	25	15	5	5	—	—	—	—	—	—
81211	Hair, nail & skin care services .....	(C)	(D)	(D)	23	13	5	5	—	—	—	—	—	—
813	Religious, grantmaking, civic, prof & like organizations .....	795	3 973	16 281	124	82	20	16	5	—	1	—	—	—
8131	Religious organizations .....	254	632	2 525	47	31	8	7	1	—	—	—	—	—
81311	Religious organizations .....	254	632	2 525	47	31	8	7	1	—	—	—	—	—
813110	Religious organizations .....	254	632	2 525	47	31	8	7	1	—	—	—	—	—
8133	Social advocacy organizations .....	143	906	3 838	21	11	4	4	2	—	—	—	—	—
81331	Social advocacy organizations .....	143	906	3 838	21	11	4	4	2	—	—	—	—	—
8134	Civic & social organizations .....	206	1 213	4 981	13	7	3	2	—	—	1	—	—	—
81341	Civic & social organizations .....	206	1 213	4 981	13	7	3	2	—	—	1	—	—	—
813410	Civic & social organizations .....	206	1 213	4 981	13	7	3	2	—	—	1	—	—	—
8139	Business, labor, political, like organizations .....	137	795	3 079	34	25	5	3	1	—	—	—	—	—
<b>95</b>	<b>Auxiliaries (exc corporate, subsidiary &amp; regional mgt)</b> .....	<b>63</b>	<b>478</b>	<b>2 004</b>	<b>5</b>	<b>2</b>	<b>1</b>	<b>1</b>	<b>1</b>	—	—	—	—	—
<b>99</b>	<b>Unclassified establishments</b> .....	—	—	<b>313</b>	<b>13</b>	<b>13</b>	—	—	—	—	—	—	—	—
<b>GARFIELD</b>														
	<b>Total</b> .....	<b>132</b>	<b>457</b>	<b>2 024</b>	<b>25</b>	<b>17</b>	<b>3</b>	<b>3</b>	<b>2</b>	—	—	—	—	—
<b>23</b>	<b>Construction</b> .....	(A)	(D)	(D)	1	1	—	—	—	—	—	—	—	—
<b>31-33</b>	<b>Manufacturing</b> .....	(A)	(D)	(D)	2	2	—	—	—	—	—	—	—	—
<b>42</b>	<b>Wholesale trade</b> .....	(A)	(D)	(D)	1	—	—	1	—	—	—	—	—	—
<b>44-45</b>	<b>Retail trade</b> .....	<b>49</b>	<b>128</b>	<b>557</b>	<b>6</b>	<b>3</b>	<b>1</b>	<b>1</b>	<b>1</b>	—	—	—	—	—
<b>48-49</b>	<b>Transportation &amp; warehousing</b> .....	<b>11</b>	<b>32</b>	<b>136</b>	<b>4</b>	<b>3</b>	<b>1</b>	—	—	—	—	—	—	—
<b>51</b>	<b>Information</b> .....	(A)	(D)	(D)	1	—	—	—	—	—	—	—	—	—
<b>52</b>	<b>Finance &amp; insurance</b> .....	(A)	(D)	(D)	1	—	—	1	—	—	—	—	—	—
<b>62</b>	<b>Health care and social assistance</b> .....	(B)	(D)	(D)	2	1	—	—	1	—	—	—	—	—
<b>71</b>	<b>Arts, entertainment &amp; recreation</b> .....	(A)	(D)	(D)	1	1	—	—	—	—	—	—	—	—
<b>72</b>	<b>Accommodation &amp; food services</b> .....	(A)	(D)	(D)	4	4	—	—	—	—	—	—	—	—
<b>81</b>	<b>Other services (except public administration)</b> .....	(A)	(D)	(D)	1	1	—	—	—	—	—	—	—	—
<b>99</b>	<b>Unclassified establishments</b> .....	(A)	(D)	(D)	1	1	—	—	—	—	—	—	—	—

See footnotes at end of table.

**Table 6. Counties—Employees, Payroll, and Establishments by Industry: 2002—Con.**

[Excludes most government employees, railroad employees, and self-employed persons. Size class 1 to 4 includes establishments with payroll, but no employees, during mid-March pay period. (D) denotes figures withheld to avoid disclosing data for individual companies; the data are included in broader industry totals. Detailed industries with 100 or more employees are shown if industry was not a (D). For explanation of terms, abbreviations, and data reliability/comparability, see introductory text]

NAICS code	Industry	Number of employees for week including March 12	Payroll (\$1,000)		Total number of establishments	Number of establishments by employment-size class								
			First quarter	Annual		1 to 4	5 to 9	10 to 19	20 to 49	50 to 99	100 to 249	250 to 499	500 to 999	1,000 or more
<b>GLACIER</b>														
	<b>Total</b> .....	<b>2 120</b>	<b>11 680</b>	<b>57 401</b>	<b>280</b>	<b>178</b>	<b>45</b>	<b>35</b>	<b>16</b>	<b>3</b>	<b>3</b>			
11	Forestry, fishing, hunting, and agriculture support .....	(A)	(D)	(D)	1	1	—	—	—	—	—	—	—	—
21	Mining .....	60	400	1 910	17	13	2	2	—	—	—	—	—	—
22	Utilities .....	77	864	3 757	8	3	—	4	1	—	—	—	—	—
23	Construction .....	122	822	3 808	30	24	2	2	2	—	—	—	—	—
31-33	Manufacturing .....	(A)	(D)	(D)	1	1	—	—	—	—	—	—	—	—
42	Wholesale trade .....	54	396	1 741	11	7	2	2	—	—	—	—	—	—
44-45	Retail trade .....	402	1 711	7 067	45	20	12	7	5	1	—	—	—	—
445	Food & beverage stores .....	108	470	2 093	7	4	1	—	1	1	—	—	—	—
4451	Grocery stores .....	(C)	(D)	(D)	5	3	—	—	1	1	—	—	—	—
44511	Grocery (except convenience) stores .....	(C)	(D)	(D)	4	2	—	—	1	1	—	—	—	—
48-49	Transportation & warehousing .....	29	161	733	8	6	1	1	—	—	—	—	—	—
51	Information .....	36	93	399	4	1	2	—	1	—	—	—	—	—
52	Finance & insurance .....	79	724	2 956	10	5	2	2	1	—	—	—	—	—
53	Real estate & rental & leasing .....	(B)	(D)	(D)	6	4	1	—	—	1	—	—	—	—
54	Professional, scientific & technical services .....	95	359	1 736	20	15	4	—	1	—	—	—	—	—
55	Management of companies & enterprises .....	(B)	(D)	(D)	1	—	—	—	1	—	—	—	—	—
56	Admin, support, waste mgt, remediation services .....	4	20	126	6	6	—	—	—	—	—	—	—	—
61	Educational services .....	(C)	(D)	(D)	2	—	1	—	—	—	1	—	—	—
611	Educational services .....	(C)	(D)	(D)	2	—	1	—	—	—	1	—	—	—
6113	Colleges, universities & professional schools .....	(C)	(D)	(D)	1	—	—	—	—	—	1	—	—	—
61131	Colleges, universities & professional schools .....	(C)	(D)	(D)	1	—	—	—	—	—	1	—	—	—
62	Health care and social assistance .....	475	3 218	16 769	23	12	7	1	—	1	2	—	—	—
622	Hospitals .....	(E)	(D)	(D)	2	—	—	—	—	—	2	—	—	—
6221	General medical & surgical hospitals .....	(E)	(D)	(D)	2	—	—	—	—	—	2	—	—	—
62211	General medical & surgical hospitals .....	(E)	(D)	(D)	2	—	—	—	—	—	2	—	—	—
71	Arts, entertainment & recreation .....	13	34	160	4	3	1	—	—	—	—	—	—	—
72	Accommodation & food services .....	297	697	6 943	52	34	4	10	4	—	—	—	—	—
722	Food services & drinking places .....	200	379	2 106	26	15	3	5	3	—	—	—	—	—
81	Other services (except public administration) .....	119	534	2 130	29	21	4	4	—	—	—	—	—	—
95	Auxiliaries (exc corporate, subsidiary & regional mgt) .....	(A)	(D)	(D)	2	2	—	—	—	—	—	—	—	—
<b>GOLDEN VALLEY</b>														
	<b>Total</b> .....	<b>46</b>	<b>75</b>	<b>407</b>	<b>13</b>	<b>9</b>	<b>3</b>	<b>1</b>						
21	Mining .....	(A)	(D)	(D)	1	—	1	—	—	—	—	—	—	—
23	Construction .....	(A)	(D)	(D)	1	1	—	—	—	—	—	—	—	—
31-33	Manufacturing .....	(A)	(D)	(D)	1	1	—	—	—	—	—	—	—	—
42	Wholesale trade .....	(A)	(D)	(D)	2	2	—	—	—	—	—	—	—	—
44-45	Retail trade .....	(A)	(D)	(D)	2	1	—	1	—	—	—	—	—	—
54	Professional, scientific & technical services .....	(A)	(D)	(D)	1	1	—	—	—	—	—	—	—	—
62	Health care and social assistance .....	(A)	(D)	(D)	2	1	1	—	—	—	—	—	—	—
72	Accommodation & food services .....	8	9	43	3	2	1	—	—	—	—	—	—	—
<b>GRANITE</b>														
	<b>Total</b> .....	<b>436</b>	<b>1 930</b>	<b>8 684</b>	<b>86</b>	<b>58</b>	<b>15</b>	<b>8</b>	<b>5</b>					
11	Forestry, fishing, hunting, and agriculture support .....	53	267	1 041	16	11	4	1	—	—	—	—	—	—
22	Utilities .....	(A)	(D)	(D)	2	2	—	—	—	—	—	—	—	—
23	Construction .....	48	358	1 833	10	7	1	1	1	—	—	—	—	—
31-33	Manufacturing .....	(B)	(D)	(D)	2	—	1	—	1	—	—	—	—	—
42	Wholesale trade .....	(B)	(D)	(D)	5	2	2	1	—	—	—	—	—	—
44-45	Retail trade .....	68	202	856	11	5	3	3	—	—	—	—	—	—
48-49	Transportation & warehousing .....	24	156	685	7	6	—	1	—	—	—	—	—	—
51	Information .....	(A)	(D)	(D)	1	1	—	—	—	—	—	—	—	—
52	Finance & insurance .....	(B)	(D)	(D)	1	—	—	—	1	—	—	—	—	—
53	Real estate & rental & leasing .....	(A)	(D)	(D)	2	2	—	—	—	—	—	—	—	—
54	Professional, scientific & technical services .....	12	31	128	6	6	—	—	—	—	—	—	—	—
56	Admin, support, waste mgt, remediation services .....	(A)	(D)	(D)	1	1	—	—	—	—	—	—	—	—
62	Health care and social assistance .....	(B)	(D)	(D)	3	2	—	—	1	—	—	—	—	—

See footnotes at end of table.

**Table 6. Counties—Employees, Payroll, and Establishments by Industry: 2002—Con.**

[Excludes most government employees, railroad employees, and self-employed persons. Size class 1 to 4 includes establishments with payroll, but no employees, during mid-March pay period. (D) denotes figures withheld to avoid disclosing data for individual companies; the data are included in broader industry totals. Detailed industries with 100 or more employees are shown if industry was not a (D). For explanation of terms, abbreviations, and data reliability/comparability, see introductory text]

NAICS code	Industry	Number of employees for week including March 12	Payroll (\$1,000)		Total number of establishments	Number of establishments by employment-size class									
			First quarter	Annual		1 to 4	5 to 9	10 to 19	20 to 49	50 to 99	100 to 249	250 to 499	500 to 999	1,000 or more	
<b>GRANITE—Con.</b>															
71	<b>Arts, entertainment &amp; recreation</b> .....	(A)	(D)	(D)	2	2	—	—	—	—	—	—	—	—	
72	<b>Accommodation &amp; food services</b> .....	47	79	406	11	6	4	1	—	—	—	—	—	—	
81	<b>Other services (except public administration)</b> .....	(B)	(D)	(D)	6	5	—	—	1	—	—	—	—	—	
<b>HILL</b>															
	<b>Total</b> .....	5 009	23 889	101 786	517	293	117	57	32	13	4	—	1	—	
11	<b>Forestry, fishing, hunting, and agriculture support</b> .....	(A)	(D)	(D)	2	2	—	—	—	—	—	—	—	—	
21	<b>Mining</b> .....	50	532	2 339	6	3	2	—	1	—	—	—	—	—	
22	<b>Utilities</b> .....	(B)	(D)	(D)	4	2	—	—	2	—	—	—	—	—	
23	<b>Construction</b> .....	264	1 719	7 522	46	31	9	2	4	—	—	—	—	—	
234	Heavy construction .....	100	714	2 888	7	3	—	2	2	—	—	—	—	—	
2349	Other heavy construction .....	100	714	2 888	7	3	—	2	2	—	—	—	—	—	
235	Special trade contractors .....	112	740	3 037	27	19	7	—	1	—	—	—	—	—	
31-33	<b>Manufacturing</b> .....	54	205	1 055	12	7	4	1	—	—	—	—	—	—	
42	<b>Wholesale trade</b> .....	188	1 088	4 531	22	10	5	4	3	—	—	—	—	—	
422	Wholesale trade, nondurable goods .....	131	807	3 132	15	6	3	4	2	—	—	—	—	—	
44-45	<b>Retail trade</b> .....	870	3 787	15 542	87	41	25	14	4	1	2	—	—	—	
441	Motor vehicle & parts dealers .....	147	912	3 991	15	6	5	3	1	—	—	—	—	—	
445	Food & beverage stores .....	207	834	3 458	9	5	2	—	—	1	1	—	—	—	
4451	Grocery stores .....	(C)	(D)	(D)	6	4	—	—	—	1	1	—	—	—	
44511	Grocery (except convenience) stores .....	(C)	(D)	(D)	4	2	—	—	—	1	1	—	—	—	
447	Gasoline stations .....	121	321	1 369	11	1	7	1	2	—	—	—	—	—	
4471	Gasoline stations .....	121	321	1 369	11	1	7	1	2	—	—	—	—	—	
452	General merchandise stores .....	(C)	(D)	(D)	2	—	—	—	—	1	—	—	—	—	
4521	Department stores .....	(C)	(D)	(D)	1	—	—	—	—	—	1	—	—	—	
45211	Department stores .....	(C)	(D)	(D)	1	—	—	—	—	—	1	—	—	—	
48-49	<b>Transportation &amp; warehousing</b> .....	(B)	(D)	(D)	14	11	2	1	—	—	—	—	—	—	
51	<b>Information</b> .....	198	1 780	6 490	12	3	3	2	3	1	—	—	—	—	
513	Broadcasting & telecommunications .....	160	1 625	5 840	9	2	3	1	2	1	—	—	—	—	
52	<b>Finance &amp; insurance</b> .....	168	1 228	4 918	35	24	7	3	1	—	—	—	—	—	
522	Credit intermediation & related activities .....	107	791	2 966	13	7	3	2	1	—	—	—	—	—	
53	<b>Real estate &amp; rental &amp; leasing</b> .....	64	209	958	21	17	2	2	—	—	—	—	—	—	
54	<b>Professional, scientific &amp; technical services</b> .....	170	1 126	5 198	37	25	7	4	1	—	—	—	—	—	
541	Professional, scientific & technical services .....	170	1 126	5 198	37	25	7	4	1	—	—	—	—	—	
56	<b>Admin. support, waste mgt, remediation services</b> .....	157	602	2 851	17	10	3	2	1	1	—	—	—	—	
561	Administrative & support services .....	(C)	(D)	(D)	16	9	3	2	1	1	—	—	—	—	
61	<b>Educational services</b> .....	267	1 907	8 322	6	2	—	1	1	1	1	—	—	—	
611	Educational services .....	267	1 907	8 322	6	2	—	1	1	1	1	—	—	—	
6113	Colleges, universities & professional schools ...	(C)	(D)	(D)	1	—	—	—	—	—	1	—	—	—	
61131	Colleges, universities & professional schools ...	(C)	(D)	(D)	1	—	—	—	—	—	1	—	—	—	
62	<b>Health care and social assistance</b> .....	1 128	6 507	28 133	50	27	15	2	3	1	1	—	1	—	
621	Ambulatory health care services .....	242	1 547	6 869	22	12	6	2	1	—	1	—	—	—	
6214	Outpatient care centers .....	(C)	(D)	(D)	3	—	1	1	—	—	1	—	—	—	
62149	Other outpatient care centers .....	(C)	(D)	(D)	1	—	—	—	—	—	1	—	—	—	
622	Hospitals .....	(F)	(D)	(D)	1	—	—	—	—	—	—	—	1	—	
6221	General medical & surgical hospitals .....	(F)	(D)	(D)	1	—	—	—	—	—	—	—	1	—	
62211	General medical & surgical hospitals .....	(F)	(D)	(D)	1	—	—	—	—	—	—	—	1	—	
624	Social assistance .....	(C)	(D)	(D)	20	15	2	—	2	1	—	—	—	—	
6241	Individual & family services .....	(C)	(D)	(D)	7	3	1	—	2	1	—	—	—	—	
62419	Other individual & family services .....	108	545	2 396	5	2	1	—	1	—	—	—	—	—	
624190	Other individual & family services .....	108	545	2 396	5	2	1	—	1	—	—	—	—	—	
71	<b>Arts, entertainment &amp; recreation</b> .....	90	236	1 044	17	10	4	2	1	—	—	—	—	—	
72	<b>Accommodation &amp; food services</b> .....	928	1 399	6 158	55	16	12	15	4	8	—	—	—	—	
722	Food services & drinking places .....	835	1 195	5 401	46	12	11	12	4	7	—	—	—	—	
7221	Full-service restaurants .....	297	572	2 703	14	1	4	5	2	2	—	—	—	—	
72211	Full-service restaurants .....	297	572	2 703	14	1	4	5	2	2	—	—	—	—	
722110	Full-service restaurants .....	297	572	2 703	14	1	4	5	2	2	—	—	—	—	
7222	Limited-service eating places .....	490	527	2 280	23	6	5	5	2	5	—	—	—	—	
72221	Limited-service eating places .....	490	527	2 280	23	6	5	5	2	5	—	—	—	—	
722211	Limited-service restaurants .....	404	470	1 992	18	4	4	5	1	4	—	—	—	—	
81	<b>Other services (except public administration)</b> .....	305	849	3 377	70	48	17	2	3	—	—	—	—	—	
811	Repair & maintenance .....	106	295	1 213	28	21	6	—	1	—	—	—	—	—	
813	Religious, grantmaking, civic, prof & like organizations .....	136	354	1 402	27	18	6	1	2	—	—	—	—	—	

See footnotes at end of table.



**Table 6. Counties—Employees, Payroll, and Establishments by Industry: 2002—Con.**

[Excludes most government employees, railroad employees, and self-employed persons. Size class 1 to 4 includes establishments with payroll, but no employees, during mid-March pay period. (D) denotes figures withheld to avoid disclosing data for individual companies; the data are included in broader industry totals. Detailed industries with 100 or more employees are shown if industry was not a (D). For explanation of terms, abbreviations, and data reliability/comparability, see introductory text]

NAICS code	Industry	Number of employees for week including March 12	Payroll (\$1,000)		Total number of establishments	Number of establishments by employment-size class									
			First quarter	Annual		1 to 4	5 to 9	10 to 19	20 to 49	50 to 99	100 to 249	250 to 499	500 to 999	1,000 or more	
99	<b>HILL—Con.</b>														
	Unclassified establishments .....	4	9	72	4	4	—	—	—	—	—	—	—	—	—
	<b>JEFFERSON</b>														
	Total .....	1 394	8 869	36 356	223	158	37	14	10	2	2	—	—	—	—
11	Forestry, fishing, hunting, and agriculture support .....	(A)	(D)	(D)	3	3	—	—	—	—	—	—	—	—	—
21	Mining .....	(E)	(D)	(D)	3	1	—	—	—	1	1	—	—	—	—
212	Mining (except oil & gas) .....	(E)	(D)	(D)	3	1	—	—	—	1	1	—	—	—	—
2122	Metal ore mining .....	(E)	(D)	(D)	2	—	—	—	—	1	1	—	—	—	—
21222	Gold ore & silver ore mining .....	(E)	(D)	(D)	2	—	—	—	—	1	1	—	—	—	—
22	Utilities .....	(A)	(D)	(D)	2	2	—	—	—	—	—	—	—	—	—
23	Construction .....	119	637	3 280	61	54	6	1	—	—	—	—	—	—	—
31-33	Manufacturing .....	117	1 272	5 199	8	5	1	1	—	1	—	—	—	—	—
42	Wholesale trade .....	(A)	(D)	(D)	8	8	—	—	—	—	—	—	—	—	—
44-45	Retail trade .....	164	360	1 745	22	11	4	5	2	—	—	—	—	—	—
48-49	Transportation & warehousing .....	89	460	1 941	10	5	1	2	2	—	—	—	—	—	—
51	Information .....	(A)	(D)	(D)	6	6	—	—	—	—	—	—	—	—	—
52	Finance & insurance .....	(B)	(D)	(D)	10	7	1	1	1	—	—	—	—	—	—
53	Real estate & rental & leasing .....	(A)	(D)	(D)	7	7	—	—	—	—	—	—	—	—	—
54	Professional, scientific & technical services .....	(A)	(D)	(D)	12	12	—	—	—	—	—	—	—	—	—
56	Admin, support, waste mgt, remediation services .....	66	187	1 031	7	3	3	—	1	—	—	—	—	—	—
61	Educational services .....	(A)	(D)	(D)	2	1	1	—	—	—	—	—	—	—	—
62	Health care and social assistance .....	274	1 180	4 694	22	9	8	3	1	—	1	—	—	—	—
623	Nursing & residential care facilities .....	191	946	3 665	6	1	1	2	1	—	1	—	—	—	—
6239	Other residential care facilities .....	(C)	(D)	(D)	1	—	—	—	—	—	1	—	—	—	—
62399	Other residential care facilities .....	(C)	(D)	(D)	1	—	—	—	—	—	1	—	—	—	—
71	Arts, entertainment & recreation .....	(A)	(D)	(D)	4	1	3	—	—	—	—	—	—	—	—
72	Accommodation & food services .....	163	322	1 561	18	7	7	1	3	—	—	—	—	—	—
722	Food services & drinking places .....	133	262	1 145	13	4	6	1	2	—	—	—	—	—	—
81	Other services (except public administration) .....	(B)	(D)	(D)	17	15	2	—	—	—	—	—	—	—	—
99	Unclassified establishments .....	(A)	(D)	(D)	1	1	—	—	—	—	—	—	—	—	—
	<b>JUDITH BASIN</b>														
	Total .....	158	581	2 862	56	48	6	1	1	—	—	—	—	—	—
11	Forestry, fishing, hunting, and agriculture support .....	(A)	(D)	(D)	2	2	—	—	—	—	—	—	—	—	—
21	Mining .....	(A)	(D)	(D)	1	—	1	—	—	—	—	—	—	—	—
22	Utilities .....	(A)	(D)	(D)	2	2	—	—	—	—	—	—	—	—	—
23	Construction .....	(A)	(D)	(D)	7	7	—	—	—	—	—	—	—	—	—
31-33	Manufacturing .....	(A)	(D)	(D)	2	1	1	—	—	—	—	—	—	—	—
42	Wholesale trade .....	19	127	542	9	9	—	—	—	—	—	—	—	—	—
44-45	Retail trade .....	20	38	216	7	5	2	—	—	—	—	—	—	—	—
48-49	Transportation & warehousing .....	(A)	(D)	(D)	1	1	—	—	—	—	—	—	—	—	—
51	Information .....	(A)	(D)	(D)	1	1	—	—	—	—	—	—	—	—	—
52	Finance & insurance .....	(B)	(D)	(D)	5	3	1	—	1	—	—	—	—	—	—
53	Real estate & rental & leasing .....	(A)	(D)	(D)	1	1	—	—	—	—	—	—	—	—	—
54	Professional, scientific & technical services .....	(A)	(D)	(D)	2	1	1	—	—	—	—	—	—	—	—
62	Health care and social assistance .....	15	38	159	5	5	—	—	—	—	—	—	—	—	—
72	Accommodation & food services .....	28	52	325	9	8	—	1	—	—	—	—	—	—	—
81	Other services (except public administration) .....	(A)	(D)	(D)	2	2	—	—	—	—	—	—	—	—	—

See footnotes at end of table.

**Table 6. Counties—Employees, Payroll, and Establishments by Industry: 2002—Con.**

[Excludes most government employees, railroad employees, and self-employed persons. Size class 1 to 4 includes establishments with payroll, but no employees, during mid-March pay period. (D) denotes figures withheld to avoid disclosing data for individual companies; the data are included in broader industry totals. Detailed industries with 100 or more employees are shown if industry was not a (D). For explanation of terms, abbreviations, and data reliability/comparability, see introductory text]

NAICS code	Industry	Number of employees for week including March 12	Payroll (\$1,000)		Total number of establishments	Number of establishments by employment-size class								
			First quarter	Annual		1 to 4	5 to 9	10 to 19	20 to 49	50 to 99	100 to 249	250 to 499	500 to 999	1,000 or more
	<b>LAKE</b>													
	<b>Total</b> .....	<b>5 525</b>	<b>29 073</b>	<b>130 767</b>	<b>755</b>	<b>500</b>	<b>133</b>	<b>80</b>	<b>23</b>	<b>9</b>	<b>9</b>	<b>1</b>	<b>-</b>	<b>-</b>
11	<b>Forestry, fishing, hunting, and agriculture support</b> .....	<b>25</b>	<b>183</b>	<b>735</b>	<b>13</b>	<b>11</b>	<b>2</b>	<b>-</b>	<b>-</b>	<b>-</b>	<b>-</b>	<b>-</b>	<b>-</b>	<b>-</b>
21	<b>Mining</b> .....	<b>(A)</b>	<b>(D)</b>	<b>(D)</b>	<b>3</b>	<b>3</b>	<b>-</b>	<b>-</b>	<b>-</b>	<b>-</b>	<b>-</b>	<b>-</b>	<b>-</b>	<b>-</b>
22	<b>Utilities</b> .....	<b>(A)</b>	<b>(D)</b>	<b>(D)</b>	<b>4</b>	<b>4</b>	<b>-</b>	<b>-</b>	<b>-</b>	<b>-</b>	<b>-</b>	<b>-</b>	<b>-</b>	<b>-</b>
23	<b>Construction</b> .....	<b>326</b>	<b>1 582</b>	<b>8 515</b>	<b>121</b>	<b>96</b>	<b>21</b>	<b>4</b>	<b>-</b>	<b>-</b>	<b>-</b>	<b>-</b>	<b>-</b>	<b>-</b>
233	Building, developing & general contracting .....	119	596	2 664	40	30	8	2	-	-	-	-	-	-
235	Special trade contractors .....	179	843	4 436	68	55	11	2	-	-	-	-	-	-
31-33	<b>Manufacturing</b> .....	<b>830</b>	<b>6 203</b>	<b>26 705</b>	<b>40</b>	<b>22</b>	<b>5</b>	<b>5</b>	<b>2</b>	<b>3</b>	<b>3</b>	<b>-</b>	<b>-</b>	<b>-</b>
321	Wood product mfg .....	227	1 747	7 511	9	3	2	2	1	-	1	-	-	-
3211	Sawmills & wood preservation .....	(C)	(D)	(D)	2	-	-	1	-	-	1	-	-	-
32111	Sawmills & wood preservation .....	(C)	(D)	(D)	2	-	-	1	-	-	1	-	-	-
332	Fabricated metal product mfg .....	(C)	(D)	(D)	4	3	-	-	-	-	1	-	-	-
3322	Cutlery & handtool mfg .....	(C)	(D)	(D)	1	-	-	-	-	-	1	-	-	-
33221	Cutlery & handtool mfg .....	(C)	(D)	(D)	1	-	-	-	-	-	1	-	-	-
334	Computer & electronic product mfg .....	(C)	(D)	(D)	4	1	-	-	-	2	1	-	-	-
3344	Semiconductor & oth electronic component mfg .....	(C)	(D)	(D)	4	1	-	-	-	2	1	-	-	-
33441	Semiconductor & oth electronic component mfg .....	(C)	(D)	(D)	4	1	-	-	-	2	1	-	-	-
42	<b>Wholesale trade</b> .....	<b>102</b>	<b>502</b>	<b>1 914</b>	<b>24</b>	<b>17</b>	<b>5</b>	<b>1</b>	<b>1</b>	<b>-</b>	<b>-</b>	<b>-</b>	<b>-</b>	<b>-</b>
44-45	<b>Retail trade</b> .....	<b>1 058</b>	<b>4 441</b>	<b>20 566</b>	<b>130</b>	<b>71</b>	<b>26</b>	<b>23</b>	<b>7</b>	<b>2</b>	<b>1</b>	<b>-</b>	<b>-</b>	<b>-</b>
441	Motor vehicle & parts dealers .....	207	1 269	6 377	19	5	5	6	3	-	-	-	-	-
444	Bldg material & garden equip & supp dealers .....	122	540	2 843	17	9	3	5	-	-	-	-	-	-
4441	Building material & supplies dealers .....	(C)	(D)	(D)	15	8	3	4	-	-	-	-	-	-
445	Food & beverage stores .....	243	971	4 129	18	9	3	1	3	2	-	-	-	-
4451	Grocery stores .....	229	924	3 930	14	6	2	1	3	2	-	-	-	-
44511	Grocery (except convenience) stores .....	224	916	3 876	10	2	2	1	3	2	-	-	-	-
445110	Grocery (except convenience) stores .....	224	916	3 876	10	2	2	1	3	2	-	-	-	-
447	Gasoline stations .....	130	373	1 706	18	8	4	5	1	-	-	-	-	-
4471	Gasoline stations .....	130	373	1 706	18	8	4	5	1	-	-	-	-	-
452	General merchandise stores .....	(C)	(D)	(D)	1	-	-	-	-	-	1	-	-	-
4521	Department stores .....	(C)	(D)	(D)	1	-	-	-	-	-	1	-	-	-
45211	Department stores .....	(C)	(D)	(D)	1	-	-	-	-	-	1	-	-	-
48-49	<b>Transportation &amp; warehousing</b> .....	<b>33</b>	<b>123</b>	<b>570</b>	<b>18</b>	<b>17</b>	<b>-</b>	<b>1</b>	<b>-</b>	<b>-</b>	<b>-</b>	<b>-</b>	<b>-</b>	<b>-</b>
51	<b>Information</b> .....	<b>388</b>	<b>3 582</b>	<b>16 352</b>	<b>16</b>	<b>9</b>	<b>1</b>	<b>2</b>	<b>2</b>	<b>-</b>	<b>2</b>	<b>-</b>	<b>-</b>	<b>-</b>
513	Broadcasting & telecommunications .....	(C)	(D)	(D)	7	4	-	1	1	-	1	-	-	-
5133	Telecommunications .....	(C)	(D)	(D)	4	2	-	-	1	-	1	-	-	-
51331	Wired telecommunications carriers .....	(C)	(D)	(D)	2	1	-	-	-	-	1	-	-	-
514	Information & data processing services .....	(C)	(D)	(D)	4	3	-	-	-	-	1	-	-	-
5141	Information services .....	(C)	(D)	(D)	3	2	-	-	-	-	1	-	-	-
51419	Other information services .....	(C)	(D)	(D)	1	-	-	-	-	-	1	-	-	-
52	<b>Finance &amp; insurance</b> .....	<b>219</b>	<b>1 603</b>	<b>6 432</b>	<b>28</b>	<b>15</b>	<b>8</b>	<b>2</b>	<b>2</b>	<b>1</b>	<b>-</b>	<b>-</b>	<b>-</b>	<b>-</b>
522	Credit intermediation & related activities .....	179	1 344	5 379	13	4	4	2	2	1	-	-	-	-
5221	Depository credit intermediation .....	(C)	(D)	(D)	10	1	4	2	2	1	-	-	-	-
52211	Commercial banking .....	169	1 285	5 013	9	1	3	2	2	1	-	-	-	-
522110	Commercial banking .....	169	1 285	5 013	9	1	3	2	2	1	-	-	-	-
53	<b>Real estate &amp; rental &amp; leasing</b> .....	<b>43</b>	<b>143</b>	<b>680</b>	<b>33</b>	<b>32</b>	<b>1</b>	<b>-</b>	<b>-</b>	<b>-</b>	<b>-</b>	<b>-</b>	<b>-</b>	<b>-</b>
54	<b>Professional, scientific &amp; technical services</b> .....	<b>191</b>	<b>1 172</b>	<b>5 051</b>	<b>50</b>	<b>35</b>	<b>10</b>	<b>5</b>	<b>-</b>	<b>-</b>	<b>-</b>	<b>-</b>	<b>-</b>	<b>-</b>
541	Professional, scientific & technical services .....	191	1 172	5 051	50	35	10	5	-	-	-	-	-	-
55	<b>Management of companies &amp; enterprises</b> .....	<b>(B)</b>	<b>(D)</b>	<b>(D)</b>	<b>3</b>	<b>1</b>	<b>-</b>	<b>2</b>	<b>-</b>	<b>-</b>	<b>-</b>	<b>-</b>	<b>-</b>	<b>-</b>
56	<b>Admin, support, waste mgt, remediation services</b> .....	<b>98</b>	<b>316</b>	<b>1 365</b>	<b>22</b>	<b>17</b>	<b>2</b>	<b>2</b>	<b>1</b>	<b>-</b>	<b>-</b>	<b>-</b>	<b>-</b>	<b>-</b>
61	<b>Educational services</b> .....	<b>(E)</b>	<b>(D)</b>	<b>(D)</b>	<b>3</b>	<b>2</b>	<b>-</b>	<b>-</b>	<b>-</b>	<b>-</b>	<b>-</b>	<b>1</b>	<b>-</b>	<b>-</b>
611	Educational services .....	(E)	(D)	(D)	3	2	-	-	-	-	-	1	-	-
6112	Junior colleges .....	(E)	(D)	(D)	1	-	-	-	-	-	-	1	-	-
61121	Junior colleges .....	(E)	(D)	(D)	1	-	-	-	-	-	-	1	-	-
62	<b>Health care and social assistance</b> .....	<b>1 040</b>	<b>5 213</b>	<b>22 575</b>	<b>81</b>	<b>41</b>	<b>14</b>	<b>19</b>	<b>3</b>	<b>1</b>	<b>3</b>	<b>-</b>	<b>-</b>	<b>-</b>
621	Ambulatory health care services .....	247	1 805	8 052	43	26	8	7	2	-	-	-	-	-
622	Hospitals .....	367	2 188	9 283	3	-	-	1	-	-	2	-	-	-
6221	General medical & surgical hospitals .....	(E)	(D)	(D)	2	-	-	-	-	-	2	-	-	-
62211	General medical & surgical hospitals .....	(E)	(D)	(D)	2	-	-	-	-	-	2	-	-	-
623	Nursing & residential care facilities .....	181	693	2 976	12	2	1	7	1	1	-	-	-	-
624	Social assistance .....	245	527	2 264	23	13	5	4	-	-	1	-	-	-
6241	Individual & family services .....	188	408	1 786	9	4	1	3	-	-	1	-	-	-
62412	Services for elderly & disabled persons .....	174	365	1 602	6	2	1	2	-	-	1	-	-	-
624120	Services for elderly & disabled persons .....	174	365	1 602	6	2	1	2	-	-	1	-	-	-
71	<b>Arts, entertainment &amp; recreation</b> .....	<b>57</b>	<b>176</b>	<b>984</b>	<b>21</b>	<b>17</b>	<b>3</b>	<b>1</b>	<b>-</b>	<b>-</b>	<b>-</b>	<b>-</b>	<b>-</b>	<b>-</b>

See footnotes at end of table.

**Table 6. Counties—Employees, Payroll, and Establishments by Industry: 2002—Con.**

[Excludes most government employees, railroad employees, and self-employed persons. Size class 1 to 4 includes establishments with payroll, but no employees, during mid-March pay period. (D) denotes figures withheld to avoid disclosing data for individual companies; the data are included in broader industry totals. Detailed industries with 100 or more employees are shown if industry was not a (D). For explanation of terms, abbreviations, and data reliability/comparability, see introductory text]

NAICS code	Industry	Number of employees for week including March 12	Payroll (\$1,000)		Total number of establishments	Number of establishments by employment-size class								
			First quarter	Annual		1 to 4	5 to 9	10 to 19	20 to 49	50 to 99	100 to 249	250 to 499	500 to 999	1,000 or more
<b>LAKE—Con.</b>														
<b>72</b>	<b>Accommodation &amp; food services</b>	<b>601</b>	<b>1 391</b>	<b>6 930</b>	<b>76</b>	<b>38</b>	<b>20</b>	<b>11</b>	<b>5</b>	<b>2</b>	—	—	—	—
721	Accommodation	154	416	2 070	15	9	2	2	1	1	—	—	—	—
7211	Traveler accommodation	(C)	(D)	(D)	10	4	2	2	1	1	—	—	—	—
72111	Hotels (exc casino hotels) & motels	147	387	1 907	9	3	2	2	1	1	—	—	—	—
721110	Hotels (exc casino hotels) & motels	147	387	1 907	9	3	2	2	1	1	—	—	—	—
722	Food services & drinking places	447	975	4 860	61	29	18	9	4	1	—	—	—	—
7221	Full-service restaurants	180	408	2 176	23	11	7	3	1	1	—	—	—	—
72211	Full-service restaurants	180	408	2 176	23	11	7	3	1	1	—	—	—	—
722110	Full-service restaurants	180	408	2 176	23	11	7	3	1	1	—	—	—	—
7222	Limited-service eating places	214	424	2 020	20	5	6	6	3	—	—	—	—	—
72221	Limited-service eating places	214	424	2 020	20	5	6	6	3	—	—	—	—	—
<b>81</b>	<b>Other services (except public administration)</b>	<b>196</b>	<b>610</b>	<b>2 732</b>	<b>64</b>	<b>47</b>	<b>15</b>	<b>2</b>	—	—	—	—	—	—
<b>95</b>	<b>Auxiliaries (exc corporate, subsidiary &amp; regional mgt)</b>	<b>(A)</b>	<b>(D)</b>	<b>(D)</b>	<b>2</b>	<b>2</b>	—	—	—	—	—	—	—	—
<b>99</b>	<b>Unclassified establishments</b>	<b>1</b>	<b>2</b>	<b>71</b>	<b>3</b>	<b>3</b>	—	—	—	—	—	—	—	—
<b>LEWIS AND CLARK</b>														
	<b>Total</b>	<b>21 182</b>	<b>129 125</b>	<b>548 251</b>	<b>2 021</b>	<b>1 157</b>	<b>380</b>	<b>261</b>	<b>153</b>	<b>49</b>	<b>16</b>	<b>1</b>	<b>4</b>	—
<b>11</b>	<b>Forestry, fishing, hunting, and agriculture support</b>	<b>(B)</b>	<b>(D)</b>	<b>(D)</b>	<b>14</b>	<b>12</b>	<b>2</b>	—	—	—	—	—	—	—
<b>21</b>	<b>Mining</b>	<b>(A)</b>	<b>(D)</b>	<b>(D)</b>	<b>2</b>	<b>1</b>	<b>1</b>	—	—	—	—	—	—	—
<b>22</b>	<b>Utilities</b>	<b>80</b>	<b>1 080</b>	<b>5 519</b>	<b>10</b>	<b>9</b>	—	—	—	<b>1</b>	—	—	—	—
<b>23</b>	<b>Construction</b>	<b>1 105</b>	<b>7 706</b>	<b>38 107</b>	<b>184</b>	<b>129</b>	<b>24</b>	<b>23</b>	<b>4</b>	<b>3</b>	<b>1</b>	—	—	—
233	Building, developing & general contracting	471	3 225	16 172	66	44	11	6	3	2	—	—	—	—
2332	Residential building construction	(C)	(D)	(D)	51	39	8	2	2	—	—	—	—	—
23321	Single-family housing construction	191	961	4 971	49	38	7	2	2	—	—	—	—	—
233210	Single-family housing construction	191	961	4 971	49	38	7	2	2	—	—	—	—	—
2333	Nonresidential building construction	(E)	(D)	(D)	12	2	3	4	1	2	—	—	—	—
23332	Commercial & institutional bldg construction	260	2 157	10 666	11	2	3	3	1	2	—	—	—	—
233320	Commercial & institutional bldg construction	260	2 157	10 666	11	2	3	3	1	2	—	—	—	—
235	Special trade contractors	586	3 953	19 637	106	77	11	15	1	1	1	—	—	—
2351	Plumbing, heating & AC contractor	187	1 479	6 275	30	24	1	3	1	1	—	—	—	—
23511	Plumbing, heating & AC contractor	187	1 479	6 275	30	24	1	3	1	1	—	—	—	—
235110	Plumbing, heating & AC contractor	187	1 479	6 275	30	24	1	3	1	1	—	—	—	—
2353	Electrical contractors	108	876	3 463	16	7	4	5	—	—	—	—	—	—
23531	Electrical contractors	108	876	3 463	16	7	4	5	—	—	—	—	—	—
235310	Electrical contractors	108	876	3 463	16	7	4	5	—	—	—	—	—	—
2357	Concrete contractors	158	896	6 402	13	7	3	2	—	—	—	—	—	—
23571	Concrete contractors	158	896	6 402	13	7	3	2	—	—	—	—	—	—
235710	Concrete contractors	158	896	6 402	13	7	3	2	—	—	—	—	—	—
<b>31-33</b>	<b>Manufacturing</b>	<b>463</b>	<b>3 510</b>	<b>15 117</b>	<b>49</b>	<b>29</b>	<b>8</b>	<b>6</b>	<b>4</b>	<b>1</b>	<b>1</b>	—	—	—
325	Chemical mfg	(C)	(D)	(D)	4	1	1	1	—	—	—	—	—	—
3251	Basic chemical mfg	(C)	(D)	(D)	1	—	—	—	—	—	—	—	—	—
32513	Synthetic dye & pigment mfg	(C)	(D)	(D)	1	—	—	—	—	—	—	—	—	—
<b>42</b>	<b>Wholesale trade</b>	<b>901</b>	<b>9 759</b>	<b>39 134</b>	<b>69</b>	<b>32</b>	<b>13</b>	<b>17</b>	<b>4</b>	<b>1</b>	<b>2</b>	—	—	—
421	Wholesale trade, durable goods	376	5 859	23 584	44	22	10	10	1	—	—	—	—	—
4214	Professional & commercial equip & supp whsle	101	729	3 386	14	6	3	5	—	—	—	—	—	—
4216	Electrical goods whsle	172	4 381	16 886	10	4	2	2	1	—	—	—	—	—
42169	Other electronic parts & equipment whsle	(C)	(D)	(D)	6	4	—	1	—	—	—	—	—	—
422	Wholesale trade, nondurable goods	525	3 900	15 550	25	10	3	7	3	1	1	—	—	—
4224	Grocery & related product whsle	164	1 162	4 811	8	3	1	1	2	1	—	—	—	—
42241	General line grocery whsle	(C)	(D)	(D)	2	—	—	—	1	1	—	—	—	—
4227	Petroleum & petroleum products whsle	(E)	(D)	(D)	6	3	1	1	—	—	—	—	—	—
42272	Petroleum prod whsle (exc bulk sta, terminals)	(C)	(D)	(D)	2	1	—	—	—	—	—	—	—	—
<b>44-45</b>	<b>Retail trade</b>	<b>3 587</b>	<b>16 371</b>	<b>70 028</b>	<b>303</b>	<b>140</b>	<b>90</b>	<b>35</b>	<b>22</b>	<b>13</b>	<b>2</b>	<b>1</b>	—	—
441	Motor vehicle & parts dealers	466	3 710	15 788	44	17	14	7	4	2	—	—	—	—
4411	Automobile dealers	273	2 476	10 435	16	8	3	—	3	2	—	—	—	—
44111	New car dealers	240	2 238	9 323	6	1	—	—	3	2	—	—	—	—
441110	New car dealers	240	2 238	9 323	6	1	—	—	3	2	—	—	—	—
4413	Automotive parts, accessories & tire stores	145	963	3 605	19	6	6	6	1	—	—	—	—	—
442	Furniture & home furnishing stores	111	574	2 285	21	13	6	2	—	—	—	—	—	—
444	Bldg material & garden equip & supp dealers	334	1 786	8 478	36	16	12	2	5	1	—	—	—	—
4441	Building material & supplies dealers	265	1 567	7 338	28	12	10	1	4	1	—	—	—	—
44419	Other building material dealers	210	1 283	5 988	20	8	7	1	3	1	—	—	—	—
444190	Other building material dealers	210	1 283	5 988	20	8	7	1	3	1	—	—	—	—
445	Food & beverage stores	603	2 284	9 614	27	10	6	3	2	6	—	—	—	—
4451	Grocery stores	542	2 071	8 696	17	6	2	1	2	6	—	—	—	—
44511	Grocery (except convenience) stores	514	2 037	8 494	12	2	2	—	2	6	—	—	—	—
445110	Grocery (except convenience) stores	514	2 037	8 494	12	2	2	—	2	6	—	—	—	—
446	Health & personal care stores	160	614	3 990	16	8	4	1	2	1	—	—	—	—
4461	Health & personal care stores	160	614	3 990	16	8	4	1	2	1	—	—	—	—

See footnotes at end of table.

**Table 6. Counties—Employees, Payroll, and Establishments by Industry: 2002—Con.**

[Excludes most government employees, railroad employees, and self-employed persons. Size class 1 to 4 includes establishments with payroll, but no employees, during mid-March pay period. (D) denotes figures withheld to avoid disclosing data for individual companies; the data are included in broader industry totals. Detailed industries with 100 or more employees are shown if industry was not a (D). For explanation of terms, abbreviations, and data reliability/comparability, see introductory text]

NAICS code	Industry	Number of employees for week including March 12	Payroll (\$1,000)		Total number of establishments	Number of establishments by employment-size class									
			First quarter	Annual		1 to 4	5 to 9	10 to 19	20 to 49	50 to 99	100 to 249	250 to 499	500 to 999	1,000 or more	
<b>LEWIS AND CLARK—Con.</b>															
<b>44-45 Retail trade—Con.</b>															
447	Gasoline stations .....	237	764	3 154	30	9	13	7	1	—	—	—	—	—	
4471	Gasoline stations .....	237	764	3 154	30	9	13	7	1	—	—	—	—	—	
44711	Gasoline stations with convenience stores ...	113	326	1 238	11	4	3	3	1	—	—	—	—	—	
447110	Gasoline stations with convenience stores .	113	326	1 238	11	4	3	3	1	—	—	—	—	—	
44719	Other gasoline stations .....	124	438	1 916	19	5	10	4	—	—	—	—	—	—	
447190	Other gasoline stations .....	124	438	1 916	19	5	10	4	—	—	—	—	—	—	
448	Clothing & clothing accessories stores .....	114	321	1 277	25	12	13	—	—	—	—	—	—	—	
451	Sporting goods, hobby, book & music stores .....	258	817	3 498	27	12	7	4	4	—	—	—	—	—	
4511	Sporting goods, hobby, musical instrument stores .....	172	581	2 540	18	8	4	3	3	—	—	—	—	—	
45111	Sporting goods stores .....	112	392	1 754	10	4	2	2	2	—	—	—	—	—	
451110	Sporting goods stores .....	112	392	1 754	10	4	2	2	2	—	—	—	—	—	
452	General merchandise stores .....	964	3 827	16 034	12	3	1	1	1	3	2	1	—	—	
4521	Department stores .....	874	3 503	14 771	6	—	—	—	1	2	2	1	—	—	
45211	Department stores .....	874	3 503	14 771	6	—	—	—	1	2	2	1	—	—	
452110	Department stores .....	874	3 503	14 771	6	—	—	—	1	2	2	1	—	—	
453	Miscellaneous store retailers .....	193	915	2 949	38	27	4	4	3	—	—	—	—	—	
<b>48-49 Transportation &amp; warehousing .....</b>															
484	Truck transportation .....	246	1 655	6 892	19	11	1	4	1	2	—	—	—	—	
4841	General freight trucking .....	235	1 627	6 739	13	5	1	4	1	2	—	—	—	—	
48412	General freight trucking, long-distance .....	195	1 438	5 994	10	5	1	1	1	2	—	—	—	—	
<b>51 Information .....</b>															
511	Publishing industries .....	(C)	(D)	(D)	12	7	1	1	2	—	1	—	—	—	
5111	Newspaper, periodical, book, database publishers .....	(C)	(D)	(D)	10	6	1	1	1	—	1	—	—	—	
51111	Newspaper publishers .....	(C)	(D)	(D)	2	1	—	—	—	—	1	—	—	—	
513	Broadcasting & telecommunications .....	450	3 675	14 645	31	12	7	5	4	3	—	—	—	—	
5132	Cable networks & program distribution .....	(C)	(D)	(D)	4	—	—	2	1	1	—	—	—	—	
51322	Cable & other program distribution .....	(C)	(D)	(D)	4	—	—	2	1	1	—	—	—	—	
5133	Telecommunications .....	231	2 386	9 394	21	10	7	1	1	2	—	—	—	—	
51331	Wired telecommunications carriers .....	(C)	(D)	(D)	15	7	4	1	1	2	—	—	—	—	
514	Information & data processing services .....	259	1 348	5 020	15	4	5	1	4	1	—	—	—	—	
5142	Data processing services .....	183	912	3 676	9	3	2	—	3	1	—	—	—	—	
51421	Data processing services .....	183	912	3 676	9	3	2	—	3	1	—	—	—	—	
514210	Data processing services .....	183	912	3 676	9	3	2	—	3	1	—	—	—	—	
<b>52 Finance &amp; insurance .....</b>															
521	Monetary authorities - central bank .....	(C)	(D)	(D)	1	—	—	—	—	—	1	—	—	—	
5211	Monetary authorities - central bank .....	(C)	(D)	(D)	1	—	—	—	—	—	1	—	—	—	
52111	Monetary authorities - central bank .....	(C)	(D)	(D)	1	—	—	—	—	—	1	—	—	—	
522	Credit intermediation & related activities .....	607	4 789	19 644	55	25	13	9	6	2	—	—	—	—	
5221	Depository credit intermediation .....	480	3 649	15 046	34	11	9	8	4	2	—	—	—	—	
52211	Commercial banking .....	326	2 599	10 647	22	8	5	6	1	2	—	—	—	—	
522110	Commercial banking .....	326	2 599	10 647	22	8	5	6	1	2	—	—	—	—	
52213	Credit unions .....	(C)	(D)	(D)	10	3	3	2	2	—	—	—	—	—	
5222	Nondepository credit intermediation .....	(C)	(D)	(D)	19	12	4	1	2	—	—	—	—	—	
52229	Other nondepository credit intermediation .....	113	1 024	4 113	17	10	4	1	2	—	—	—	—	—	
523	Security, commodity contracts & like activity .....	(C)	(D)	(D)	21	18	—	1	1	1	—	—	—	—	
5239	Other financial investment activities .....	141	1 201	4 471	12	10	—	—	1	1	—	—	—	—	
52392	Portfolio management .....	102	1 061	3 877	3	2	—	—	—	1	—	—	—	—	
523920	Portfolio management .....	102	1 061	3 877	3	2	—	—	—	1	—	—	—	—	
524	Insurance carriers & related activities .....	877	10 236	37 900	48	36	2	5	4	—	—	—	1	—	
5241	Insurance carriers .....	688	8 334	30 160	9	5	—	2	1	—	—	—	1	—	
52411	Direct life, health, medical insurance carriers .	(F)	(D)	(D)	4	1	—	1	1	—	—	—	1	—	
5242	Agencies & other insurance related activities ...	189	1 902	7 740	39	31	2	3	3	—	—	—	—	—	
52421	Insurance agencies & brokerages .....	124	1 284	5 221	32	28	1	1	2	—	—	—	—	—	
524210	Insurance agencies & brokerages .....	124	1 284	5 221	32	28	1	1	2	—	—	—	—	—	
<b>53 Real estate &amp; rental &amp; leasing .....</b>															
531	Real estate .....	202	823	3 978	74	63	7	3	1	—	—	—	—	—	
5311	Lessors of real estate .....	121	464	2 051	36	30	4	1	1	—	—	—	—	—	
532	Rental & leasing services .....	204	945	4 432	21	13	6	1	—	—	1	—	—	—	
5321	Automotive equipment rental & leasing .....	128	524	2 469	5	4	—	—	—	—	1	—	—	—	
53211	Passenger car rental & leasing .....	(C)	(D)	(D)	4	3	—	—	—	—	1	—	—	—	

See footnotes at end of table.

**Table 6. Counties—Employees, Payroll, and Establishments by Industry: 2002—Con.**

[Excludes most government employees, railroad employees, and self-employed persons. Size class 1 to 4 includes establishments with payroll, but no employees, during mid-March pay period. (D) denotes figures withheld to avoid disclosing data for individual companies; the data are included in broader industry totals. Detailed industries with 100 or more employees are shown if industry was not a (D). For explanation of terms, abbreviations, and data reliability/comparability, see introductory text]

NAICS code	Industry	Number of employees for week including March 12	Payroll (\$1,000)		Total number of establishments	Number of establishments by employment-size class																		
			First quarter	Annual		1 to 4	5 to 9	10 to 19	20 to 49	50 to 99	100 to 249	250 to 499	500 to 999	1,000 or more										
<b>LEWIS AND CLARK—Con.</b>																								
<b>54</b>	<b>Professional, scientific &amp; technical services</b>	<b>1 483</b>	<b>12 771</b>	<b>56 765</b>	<b>218</b>	<b>154</b>	<b>30</b>	<b>19</b>	<b>10</b>	<b>3</b>	<b>2</b>													
541	Professional, scientific & technical services	1 483	12 771	56 765	218	154	30	19	10	3	2													
5411	Legal services	260	2 094	10 913	49	33	8	6	2															
54111	Offices of lawyers	(C)	(D)	(D)	48	33	8	5	2															
5412	Accounting, tax prep, bookkeep, payroll services	207	1 542	6 741	19	13	3		1	2														
54121	Accounting, tax prep, bookkeep, payroll services	207	1 542	6 741	19	13	3		1	2														
541211	Offices of certified public accountants	155	1 364	6 136	11	8	1			2														
5413	Architectural, engineering & related services	553	5 001	22 400	44	24	8	4	6	1	1													
54133	Engineering services	508	4 684	20 830	32	16	5	3	6	1	1													
541330	Engineering services	508	4 684	20 830	32	16	5	3	6	1	1													
5416	Management, sci & tech consulting services	250	2 542	9 731	39	30	5	3			1													
54161	Management consulting services	186	2 172	7 847	19	15	2	1			1													
541611	Admin & gen management consulting services	158	2 053	7 321	13	12					1													
<b>55</b>	<b>Management of companies &amp; enterprises</b>	<b>144</b>	<b>1 088</b>	<b>4 640</b>	<b>8</b>	<b>4</b>	<b>1</b>		<b>2</b>	<b>1</b>														
551	Management of companies & enterprises	144	1 088	4 640	8	4	1		2	1														
5511	Management of companies & enterprises	144	1 088	4 640	8	4	1		2	1														
55111	Management of companies & enterprises	144	1 088	4 640	8	4	1		2	1														
<b>56</b>	<b>Admin, support, waste mgt, remediation services</b>	<b>720</b>	<b>3 134</b>	<b>13 063</b>	<b>86</b>	<b>56</b>	<b>15</b>	<b>5</b>	<b>7</b>	<b>3</b>														
561	Administrative & support services	(F)	(D)	(D)	80	52	15	3	7	3														
5613	Employment services	242	621	2 897	6	2		1	1	2														
56132	Temporary help services	(C)	(D)	(D)	4	2				2														
5617	Services to buildings & dwellings	226	610	3 056	36	22	9	1	3	1														
56172	Janitorial services	138	285	1 234	17	6	8		3															
561720	Janitorial services	138	285	1 234	17	6	8		3															
<b>61</b>	<b>Educational services</b>	<b>916</b>	<b>2 697</b>	<b>11 026</b>	<b>30</b>	<b>18</b>	<b>6</b>	<b>5</b>							<b>1</b>									
611	Educational services	916	2 697	11 026	30	18	6	5							1									
6113	Colleges, universities & professional schools	(F)	(D)	(D)	1										1									
61131	Colleges, universities & professional schools	(F)	(D)	(D)	1										1									
<b>62</b>	<b>Health care and social assistance</b>	<b>3 794</b>	<b>28 659</b>	<b>119 233</b>	<b>228</b>	<b>119</b>	<b>44</b>	<b>31</b>	<b>22</b>	<b>6</b>	<b>4</b>				<b>2</b>									
621	Ambulatory health care services	977	8 154	36 909	139	78	33	16	10	2														
6211	Offices of physicians	339	3 747	18 526	50	32	8	3	7															
62111	Offices of physicians	339	3 747	18 526	50	32	8	3	7															
6212	Offices of dentists	199	1 450	6 641	30	8	18	4																
62121	Offices of dentists	199	1 450	6 641	30	8	18	4																
621210	Offices of dentists	199	1 450	6 641	30	8	18	4																
6213	Offices of other health practitioners	129	656	3 177	38	31	3	4																
6214	Outpatient care centers	158	989	3 851	8		2	3	2	1														
6215	Medical & diagnostic laboratories	102	779	3 470	5	2	1	1		1														
62151	Medical & diagnostic laboratories	102	779	3 470	5	2	1	1		1														
622	Hospitals	1 503	14 445	57 138	3						1				2									
6221	General medical & surgical hospitals	(G)	(D)	(D)	2										2									
62211	General medical & surgical hospitals	(G)	(D)	(D)	2										2									
6222	Psychiatric & substance abuse hospitals	(C)	(D)	(D)	1						1													
62221	Psychiatric & substance abuse hospitals	(C)	(D)	(D)	1						1													
623	Nursing & residential care facilities	586	2 584	10 628	20	5	1	7	3	1	3													
6231	Nursing care facilities	(C)	(D)	(D)	2					1	1													
62311	Nursing care facilities	(C)	(D)	(D)	2					1	1													
6232	Residential mental retardation, health facil	(C)	(D)	(D)	10	2	1	6	1															
6233	Community care facilities for the elderly	156	497	2 304	5	2		1	1		1													
62331	Community care facilities for the elderly	156	497	2 304	5	2		1	1		1													
6239	Other residential care facilities	(C)	(D)	(D)	3	1				1														
62399	Other residential care facilities	(C)	(D)	(D)	3	1				1														
624	Social assistance	728	3 476	14 558	66	36	10	8	9	3														
6241	Individual & family services	351	1 673	6 954	23	9	4	6	2	2														
62412	Services for elderly & disabled persons	146	618	2 772	7	2	1	2	1	1														
624120	Services for elderly & disabled persons	146	618	2 772	7	2	1	2	1	1														
62419	Other individual & family services	172	846	3 366	11	4	2	4		1														
624190	Other individual & family services	172	846	3 366	11	4	2	4		1														
6243	Vocational rehabilitation services	196	1 198	5 000	10	3	2		4	1														
62431	Vocational rehabilitation services	196	1 198	5 000	10	3	2		4	1														
624310	Vocational rehabilitation services	196	1 198	5 000	10	3	2		4	1														
6244	Child day care services	113	352	1 555	25	20	2	1	2															
62441	Child day care services	113	352	1 555	25	20	2	1	2															
624410	Child day care services	113	352	1 555	25	20	2	1	2															
<b>71</b>	<b>Arts, entertainment &amp; recreation</b>	<b>568</b>	<b>1 440</b>	<b>6 507</b>	<b>52</b>	<b>24</b>	<b>9</b>	<b>9</b>	<b>9</b>	<b>1</b>														
713	Amusement, gambling & recreation industries	538	1 272	5 695	39	14	6	9	9	1														
7132	Gambling industries	128	407	1 606	8	1	1	4	2															
71329	Other gambling industries	128	407	1 606	8	1	1	4	2															
713290	Other gambling industries	128	407	1 606	8	1	1	4	2															
7139	Other amusement & recreation industries	(E)	(D)	(D)	30	13	4	5	7	1														
71394	Fitness & recreational sports centers	221	322	1 452	12	6	1	1	3	1														
713940	Fitness & recreational sports centers	221	322	1 452	12	6	1	1	3	1														

See footnotes at end of table.

**Table 6. Counties—Employees, Payroll, and Establishments by Industry: 2002—Con.**

[Excludes most government employees, railroad employees, and self-employed persons. Size class 1 to 4 includes establishments with payroll, but no employees, during mid-March pay period. (D) denotes figures withheld to avoid disclosing data for individual companies; the data are included in broader industry totals. Detailed industries with 100 or more employees are shown if industry was not a (D). For explanation of terms, abbreviations, and data reliability/comparability, see introductory text]

NAICS code	Industry	Number of employees for week including March 12	Payroll (\$1,000)		Total number of establishments	Number of establishments by employment-size class								
			First quarter	Annual		1 to 4	5 to 9	10 to 19	20 to 49	50 to 99	100 to 249	250 to 499	500 to 999	1,000 or more
<b>LEWIS AND CLARK—Con.</b>														
<b>72</b>	<b>Accommodation &amp; food services</b> .....	<b>2 459</b>	<b>5 099</b>	<b>23 553</b>	<b>188</b>	<b>70</b>	<b>39</b>	<b>38</b>	<b>33</b>	<b>7</b>	<b>1</b>	—	—	—
721	Accommodation .....	430	996	5 110	38	23	3	5	5	1	1	—	—	—
7211	Traveler accommodation .....	(E)	(D)	(D)	28	13	3	5	5	1	1	—	—	—
72111	Hotels (exc casino hotels) & motels .....	414	957	4 608	26	11	3	5	5	1	1	—	—	—
721110	Hotels (exc casino hotels) & motels .....	414	957	4 608	26	11	3	5	5	1	1	—	—	—
722	Food services & drinking places .....	2 029	4 103	18 443	150	47	36	33	28	6	—	—	—	—
7221	Full-service restaurants .....	864	1 898	8 519	49	14	8	10	14	3	—	—	—	—
72211	Full-service restaurants .....	864	1 898	8 519	49	14	8	10	14	3	—	—	—	—
722110	Full-service restaurants .....	864	1 898	8 519	49	14	8	10	14	3	—	—	—	—
7222	Limited-service eating places .....	845	1 617	7 176	66	17	18	18	11	2	—	—	—	—
72221	Limited-service eating places .....	845	1 617	7 176	66	17	18	18	11	2	—	—	—	—
722211	Limited-service restaurants .....	725	1 381	6 189	45	8	9	15	11	2	—	—	—	—
722213	Snack & nonalcoholic beverage bars .....	103	187	857	17	6	8	3	—	—	—	—	—	—
7223	Special food services .....	(C)	(D)	(D)	7	5	—	—	1	1	—	—	—	—
72231	Food service contractors .....	(C)	(D)	(D)	4	2	—	—	1	1	—	—	—	—
7224	Drinking places (alcoholic beverages) .....	(C)	(D)	(D)	28	11	10	5	2	—	—	—	—	—
72241	Drinking places (alcoholic beverages) .....	(C)	(D)	(D)	28	11	10	5	2	—	—	—	—	—
<b>81</b>	<b>Other services (except public administration)</b> .....	<b>1 286</b>	<b>7 061</b>	<b>30 340</b>	<b>249</b>	<b>155</b>	<b>52</b>	<b>34</b>	<b>8</b>	—	—	—	—	—
811	Repair & maintenance .....	265	1 347	6 006	70	51	14	5	—	—	—	—	—	—
8111	Automotive repair & maintenance .....	190	906	4 003	48	35	9	4	—	—	—	—	—	—
812	Personal & laundry services .....	168	485	2 049	27	14	7	4	2	—	—	—	—	—
813	Religious, grantmaking, civic, prof & like organizations .....	853	5 229	22 285	152	90	31	25	6	—	—	—	—	—
8131	Religious organizations .....	291	963	3 977	37	15	10	9	3	—	—	—	—	—
81311	Religious organizations .....	291	963	3 977	37	15	10	9	3	—	—	—	—	—
813110	Religious organizations .....	291	963	3 977	37	15	10	9	3	—	—	—	—	—
8133	Social advocacy organizations .....	128	925	4 121	23	13	3	7	—	—	—	—	—	—
81331	Social advocacy organizations .....	128	925	4 121	23	13	3	7	—	—	—	—	—	—
8139	Business, labor, political, like organizations .....	357	3 019	12 971	64	38	14	9	3	—	—	—	—	—
81391	Business associations .....	144	1 263	5 384	31	19	7	5	—	—	—	—	—	—
813910	Business associations .....	144	1 263	5 384	31	19	7	5	—	—	—	—	—	—
81393	Labor unions & similar labor organizations .....	110	974	3 896	12	4	4	2	2	—	—	—	—	—
813930	Labor unions & similar labor organizations .....	110	974	3 896	12	4	4	2	2	—	—	—	—	—
<b>95</b>	<b>Auxiliaries (exc corporate, subsidiary &amp; regional mgt)</b> .....	<b>(B)</b>	<b>(D)</b>	<b>(D)</b>	<b>1</b>	—	—	—	<b>1</b>	—	—	—	—	—
<b>99</b>	<b>Unclassified establishments</b> .....	<b>10</b>	<b>22</b>	<b>151</b>	<b>5</b>	<b>4</b>	<b>1</b>	—	—	—	—	—	—	—
<b>LIBERTY</b>														
	<b>Total</b> .....	<b>392</b>	<b>2 072</b>	<b>9 094</b>	<b>70</b>	<b>51</b>	<b>14</b>	<b>2</b>	<b>1</b>	<b>1</b>	<b>1</b>	—	—	—
<b>11</b>	<b>Forestry, fishing, hunting, and agriculture support</b> .....	<b>(A)</b>	<b>(D)</b>	<b>(D)</b>	<b>1</b>	<b>1</b>	—	—	—	—	—	—	—	—
<b>21</b>	<b>Mining</b> .....	<b>(A)</b>	<b>(D)</b>	<b>(D)</b>	<b>2</b>	<b>2</b>	—	—	—	—	—	—	—	—
<b>22</b>	<b>Utilities</b> .....	<b>(A)</b>	<b>(D)</b>	<b>(D)</b>	<b>3</b>	<b>3</b>	—	—	—	—	—	—	—	—
<b>23</b>	<b>Construction</b> .....	<b>(B)</b>	<b>(D)</b>	<b>(D)</b>	<b>5</b>	<b>4</b>	—	—	—	<b>1</b>	—	—	—	—
<b>31-33</b>	<b>Manufacturing</b> .....	<b>(A)</b>	<b>(D)</b>	<b>(D)</b>	<b>4</b>	<b>3</b>	<b>1</b>	—	—	—	—	—	—	—
<b>42</b>	<b>Wholesale trade</b> .....	<b>13</b>	<b>75</b>	<b>316</b>	<b>4</b>	<b>3</b>	<b>1</b>	—	—	—	—	—	—	—
<b>44-45</b>	<b>Retail trade</b> .....	<b>59</b>	<b>214</b>	<b>842</b>	<b>14</b>	<b>11</b>	<b>2</b>	—	<b>1</b>	—	—	—	—	—
<b>48-49</b>	<b>Transportation &amp; warehousing</b> .....	<b>(A)</b>	<b>(D)</b>	<b>(D)</b>	<b>1</b>	<b>1</b>	—	—	—	—	—	—	—	—
<b>51</b>	<b>Information</b> .....	<b>(A)</b>	<b>(D)</b>	<b>(D)</b>	<b>1</b>	—	<b>1</b>	—	—	—	—	—	—	—
<b>52</b>	<b>Finance &amp; insurance</b> .....	<b>28</b>	<b>142</b>	<b>548</b>	<b>6</b>	<b>4</b>	<b>1</b>	<b>1</b>	—	—	—	—	—	—
<b>53</b>	<b>Real estate &amp; rental &amp; leasing</b> .....	<b>(A)</b>	<b>(D)</b>	<b>(D)</b>	<b>2</b>	<b>1</b>	<b>1</b>	—	—	—	—	—	—	—
<b>54</b>	<b>Professional, scientific &amp; technical services</b> .....	<b>18</b>	<b>56</b>	<b>176</b>	<b>7</b>	<b>6</b>	<b>1</b>	—	—	—	—	—	—	—
<b>61</b>	<b>Educational services</b> .....	<b>(A)</b>	<b>(D)</b>	<b>(D)</b>	<b>1</b>	—	<b>1</b>	—	—	—	—	—	—	—
<b>62</b>	<b>Health care and social assistance</b> .....	<b>(C)</b>	<b>(D)</b>	<b>(D)</b>	<b>3</b>	—	<b>1</b>	<b>1</b>	—	—	<b>1</b>	—	—	—
622	Hospitals .....	(C)	(D)	(D)	1	—	—	—	—	—	1	—	—	—
6221	General medical & surgical hospitals .....	(C)	(D)	(D)	1	—	—	—	—	—	1	—	—	—
62211	General medical & surgical hospitals .....	(C)	(D)	(D)	1	—	—	—	—	—	1	—	—	—
<b>71</b>	<b>Arts, entertainment &amp; recreation</b> .....	<b>(A)</b>	<b>(D)</b>	<b>(D)</b>	<b>3</b>	<b>3</b>	—	—	—	—	—	—	—	—
<b>72</b>	<b>Accommodation &amp; food services</b> .....	<b>12</b>	<b>28</b>	<b>162</b>	<b>6</b>	<b>6</b>	—	—	—	—	—	—	—	—
<b>81</b>	<b>Other services (except public administration)</b> .....	<b>26</b>	<b>51</b>	<b>204</b>	<b>7</b>	<b>3</b>	<b>4</b>	—	—	—	—	—	—	—

See footnotes at end of table.

**Table 6. Counties—Employees, Payroll, and Establishments by Industry: 2002—Con.**

[Excludes most government employees, railroad employees, and self-employed persons. Size class 1 to 4 includes establishments with payroll, but no employees, during mid-March pay period. (D) denotes figures withheld to avoid disclosing data for individual companies; the data are included in broader industry totals. Detailed industries with 100 or more employees are shown if industry was not a (D). For explanation of terms, abbreviations, and data reliability/comparability, see introductory text]

NAICS code	Industry	Number of employees for week including March 12	Payroll (\$1,000)		Total number of establishments	Number of establishments by employment-size class									
			First quarter	Annual		1 to 4	5 to 9	10 to 19	20 to 49	50 to 99	100 to 249	250 to 499	500 to 999	1,000 or more	
	<b>LINCOLN</b>														
	<b>Total</b> .....	<b>3 852</b>	<b>18 557</b>	<b>82 118</b>	<b>582</b>	<b>385</b>	<b>114</b>	<b>50</b>	<b>24</b>	<b>5</b>	<b>3</b>	<b>1</b>	-	-	
<b>11</b>	<b>Forestry, fishing, hunting, and agriculture support</b> .....	<b>360</b>	<b>3 169</b>	<b>12 660</b>	<b>55</b>	<b>37</b>	<b>11</b>	<b>6</b>	-	-	<b>1</b>	-	-	-	
113	Forestry and logging .....	(C)	(D)	(D)	46	30	10	6	-	-	-	-	-	-	
1133	Logging .....	(C)	(D)	(D)	45	29	10	6	-	-	-	-	-	-	
11331	Logging .....	(C)	(D)	(D)	45	29	10	6	-	-	-	-	-	-	
114	Fishing, hunting & trapping .....	(C)	(D)	(D)	1	-	-	-	-	-	<b>1</b>	-	-	-	
1142	Hunting & trapping .....	(C)	(D)	(D)	1	-	-	-	-	-	<b>1</b>	-	-	-	
11421	Hunting & trapping .....	(C)	(D)	(D)	1	-	-	-	-	-	<b>1</b>	-	-	-	
<b>21</b>	<b>Mining</b> .....	<b>(A)</b>	<b>(D)</b>	<b>(D)</b>	<b>4</b>	<b>3</b>	<b>1</b>	-	-	-	-	-	-	-	
<b>22</b>	<b>Utilities</b> .....	<b>(B)</b>	<b>(D)</b>	<b>(D)</b>	<b>2</b>	-	<b>1</b>	-	-	-	-	-	-	-	
<b>23</b>	<b>Construction</b> .....	<b>134</b>	<b>584</b>	<b>3 743</b>	<b>71</b>	<b>62</b>	<b>7</b>	<b>2</b>	-	-	-	-	-	-	
<b>31-33</b>	<b>Manufacturing</b> .....	<b>630</b>	<b>4 416</b>	<b>20 672</b>	<b>28</b>	<b>17</b>	<b>3</b>	<b>3</b>	<b>2</b>	<b>1</b>	<b>1</b>	<b>1</b>	-	-	
321	Wood product mfg .....	551	4 133	19 092	10	4	1	1	1	1	1	1	-	-	
3211	Sawmills & wood preservation .....	(C)	(D)	(D)	3	-	-	1	-	1	1	-	-	-	
32111	Sawmills & wood preservation .....	(C)	(D)	(D)	3	-	-	1	-	1	1	-	-	-	
3212	Veneer, plywood & engineered wood product mfg .....	(E)	(D)	(D)	2	1	-	-	-	-	-	<b>1</b>	-	-	
32121	Veneer, plywood & engineered wood product mfg .....	(E)	(D)	(D)	2	1	-	-	-	-	-	<b>1</b>	-	-	
<b>42</b>	<b>Wholesale trade</b> .....	<b>36</b>	<b>204</b>	<b>838</b>	<b>10</b>	<b>7</b>	<b>1</b>	<b>2</b>	-	-	-	-	-	-	
<b>44-45</b>	<b>Retail trade</b> .....	<b>675</b>	<b>2 437</b>	<b>10 814</b>	<b>97</b>	<b>62</b>	<b>17</b>	<b>9</b>	<b>8</b>	<b>1</b>	-	-	-	-	
444	Bldg material & garden equip & supp dealers .....	104	388	1 727	13	7	4	-	2	-	-	-	-	-	
445	Food & beverage stores .....	211	772	3 374	10	5	-	4	1	-	-	-	-	-	
4451	Grocery stores .....	(C)	(D)	(D)	7	2	-	4	1	-	-	-	-	-	
44511	Grocery (except convenience) stores .....	205	766	3 324	6	1	-	4	1	-	-	-	-	-	
445110	Grocery (except convenience) stores .....	205	766	3 324	6	1	-	4	1	-	-	-	-	-	
447	Gasoline stations .....	112	288	1 257	13	4	3	5	1	-	-	-	-	-	
4471	Gasoline stations .....	112	288	1 257	13	4	3	5	1	-	-	-	-	-	
<b>48-49</b>	<b>Transportation &amp; warehousing</b> .....	<b>157</b>	<b>520</b>	<b>2 227</b>	<b>22</b>	<b>18</b>	-	<b>2</b>	<b>1</b>	<b>1</b>	-	-	-	-	
<b>51</b>	<b>Information</b> .....	<b>134</b>	<b>626</b>	<b>2 539</b>	<b>18</b>	<b>9</b>	<b>6</b>	<b>1</b>	<b>2</b>	-	-	-	-	-	
<b>52</b>	<b>Finance &amp; insurance</b> .....	<b>118</b>	<b>615</b>	<b>2 364</b>	<b>21</b>	<b>11</b>	<b>7</b>	<b>2</b>	<b>1</b>	-	-	-	-	-	
<b>53</b>	<b>Real estate &amp; rental &amp; leasing</b> .....	<b>(B)</b>	<b>(D)</b>	<b>(D)</b>	<b>20</b>	<b>17</b>	<b>2</b>	<b>1</b>	-	-	-	-	-	-	
<b>54</b>	<b>Professional, scientific &amp; technical services</b> .....	<b>90</b>	<b>340</b>	<b>1 772</b>	<b>36</b>	<b>29</b>	<b>7</b>	-	-	-	-	-	-	-	
<b>55</b>	<b>Management of companies &amp; enterprises</b> .....	<b>(A)</b>	<b>(D)</b>	<b>(D)</b>	<b>2</b>	<b>1</b>	<b>1</b>	-	-	-	-	-	-	-	
<b>56</b>	<b>Admin, support, waste mgt, remediation services</b> .....	<b>36</b>	<b>118</b>	<b>551</b>	<b>16</b>	<b>15</b>	-	<b>1</b>	-	-	-	-	-	-	
<b>61</b>	<b>Educational services</b> .....	<b>25</b>	<b>48</b>	<b>261</b>	<b>4</b>	<b>2</b>	<b>1</b>	<b>1</b>	-	-	-	-	-	-	
<b>62</b>	<b>Health care and social assistance</b> .....	<b>639</b>	<b>3 316</b>	<b>13 509</b>	<b>44</b>	<b>19</b>	<b>12</b>	<b>7</b>	<b>3</b>	<b>2</b>	<b>1</b>	-	-	-	
621	Ambulatory health care services .....	175	836	3 500	29	15	8	6	-	-	-	-	-	-	
622	Hospitals .....	(C)	(D)	(D)	1	-	-	-	-	-	<b>1</b>	-	-	-	
6221	General medical & surgical hospitals .....	(C)	(D)	(D)	1	-	-	-	-	-	<b>1</b>	-	-	-	
62211	General medical & surgical hospitals .....	(C)	(D)	(D)	1	-	-	-	-	-	<b>1</b>	-	-	-	
623	Nursing & residential care facilities .....	(C)	(D)	(D)	2	-	-	-	-	<b>2</b>	-	-	-	-	
6231	Nursing care facilities .....	(C)	(D)	(D)	2	-	-	-	-	<b>2</b>	-	-	-	-	
62311	Nursing care facilities .....	(C)	(D)	(D)	2	-	-	-	-	<b>2</b>	-	-	-	-	
624	Social assistance .....	134	427	1 671	12	4	4	1	3	-	-	-	-	-	
<b>71</b>	<b>Arts, entertainment &amp; recreation</b> .....	<b>97</b>	<b>203</b>	<b>961</b>	<b>14</b>	<b>8</b>	<b>3</b>	<b>2</b>	<b>1</b>	-	-	-	-	-	
<b>72</b>	<b>Accommodation &amp; food services</b> .....	<b>447</b>	<b>883</b>	<b>4 359</b>	<b>58</b>	<b>23</b>	<b>22</b>	<b>7</b>	<b>6</b>	-	-	-	-	-	
722	Food services & drinking places .....	352	652	3 062	46	18	18	5	5	-	-	-	-	-	
7221	Full-service restaurants .....	145	258	1 233	19	7	7	3	2	-	-	-	-	-	
72211	Full-service restaurants .....	145	258	1 233	19	7	7	3	2	-	-	-	-	-	
722110	Full-service restaurants .....	145	258	1 233	19	7	7	3	2	-	-	-	-	-	
7222	Limited-service eating places .....	(C)	(D)	(D)	13	3	7	1	2	-	-	-	-	-	
72221	Limited-service eating places .....	(C)	(D)	(D)	13	3	7	1	2	-	-	-	-	-	
<b>81</b>	<b>Other services (except public administration)</b> .....	<b>174</b>	<b>495</b>	<b>2 090</b>	<b>55</b>	<b>40</b>	<b>12</b>	<b>3</b>	-	-	-	-	-	-	
813	Religious, grantmaking, civic, prof & like organizations .....	105	246	988	28	17	9	2	-	-	-	-	-	-	
<b>95</b>	<b>Auxiliaries (exc corporate, subsidiary &amp; regional mgt)</b> .....	<b>(A)</b>	<b>(D)</b>	<b>(D)</b>	<b>1</b>	<b>1</b>	-	-	-	-	-	-	-	-	
<b>99</b>	<b>Unclassified establishments</b> .....	-	-	<b>61</b>	<b>4</b>	<b>4</b>	-	-	-	-	-	-	-	-	

See footnotes at end of table.

Table 6. Counties—Employees, Payroll, and Establishments by Industry: 2002—Con.

[Excludes most government employees, railroad employees, and self-employed persons. Size class 1 to 4 includes establishments with payroll, but no employees, during mid-March pay period. (D) denotes figures withheld to avoid disclosing data for individual companies; the data are included in broader industry totals. Detailed industries with 100 or more employees are shown if industry was not a (D). For explanation of terms, abbreviations, and data reliability/comparability, see introductory text]

NAICS code	Industry	Number of employees for week including March 12	Payroll (\$1,000)		Total number of establishments	Number of establishments by employment-size class								
			First quarter	Annual		1 to 4	5 to 9	10 to 19	20 to 49	50 to 99	100 to 249	250 to 499	500 to 999	1,000 or more
<b>MCCONE</b>														
	Total .....	340	1 848	7 454	59	38	11	7	2	1	-	-	-	-
11	Forestry, fishing, hunting, and agriculture support .....	1	2	29	3	3	-	-	-	-	-	-	-	-
21	Mining .....	(A)	(D)	(D)	1	1	-	-	-	-	-	-	-	-
22	Utilities .....	(B)	(D)	(D)	1	-	-	-	1	-	-	-	-	-
23	Construction .....	13	39	273	6	5	1	-	-	-	-	-	-	-
31-33	Manufacturing .....	(A)	(D)	(D)	2	2	-	-	-	-	-	-	-	-
42	Wholesale trade .....	34	222	734	4	1	1	2	-	-	-	-	-	-
44-45	Retail trade .....	47	162	787	9	6	1	2	-	-	-	-	-	-
48-49	Transportation & warehousing .....	31	131	516	5	2	1	2	-	-	-	-	-	-
51	Information .....	(B)	(D)	(D)	2	-	1	-	1	-	-	-	-	-
52	Finance & insurance .....	21	106	488	6	4	2	-	-	-	-	-	-	-
54	Professional, scientific & technical services .....	(A)	(D)	(D)	1	1	-	-	-	-	-	-	-	-
55	Management of companies & enterprises .....	(A)	(D)	(D)	1	-	-	1	-	-	-	-	-	-
62	Health care and social assistance .....	(B)	(D)	(D)	3	2	-	-	-	1	-	-	-	-
71	Arts, entertainment & recreation .....	(A)	(D)	(D)	3	3	-	-	-	-	-	-	-	-
72	Accommodation & food services .....	(A)	(D)	(D)	4	2	2	-	-	-	-	-	-	-
81	Other services (except public administration) .....	(B)	(D)	(D)	8	6	2	-	-	-	-	-	-	-
<b>MADISON</b>														
	Total .....	1 139	5 433	26 007	314	250	40	13	10	1	-	-	-	-
11	Forestry, fishing, hunting, and agriculture support .....	3	9	104	3	3	-	-	-	-	-	-	-	-
21	Mining .....	84	783	2 380	4	1	1	-	2	-	-	-	-	-
22	Utilities .....	13	153	703	6	6	-	-	-	-	-	-	-	-
23	Construction .....	180	1 013	5 156	61	47	11	2	1	-	-	-	-	-
31-33	Manufacturing .....	78	374	1 572	10	8	1	-	-	1	-	-	-	-
42	Wholesale trade .....	15	50	252	6	5	-	1	-	-	-	-	-	-
44-45	Retail trade .....	180	576	3 101	47	35	7	3	2	-	-	-	-	-
48-49	Transportation & warehousing .....	57	356	1 810	8	6	1	-	1	-	-	-	-	-
51	Information .....	(A)	(D)	(D)	4	3	1	-	-	-	-	-	-	-
52	Finance & insurance .....	65	456	1 831	11	8	1	1	1	-	-	-	-	-
53	Real estate & rental & leasing .....	(B)	(D)	(D)	21	20	1	-	-	-	-	-	-	-
54	Professional, scientific & technical services .....	49	180	952	21	19	1	1	-	-	-	-	-	-
55	Management of companies & enterprises .....	(A)	(D)	(D)	1	1	-	-	-	-	-	-	-	-
56	Admin, support, waste mgt, remediation services .....	(B)	(D)	(D)	5	4	-	-	1	-	-	-	-	-
62	Health care and social assistance .....	131	562	2 362	14	6	6	-	2	-	-	-	-	-
71	Arts, entertainment & recreation .....	15	51	449	11	10	1	-	-	-	-	-	-	-
72	Accommodation & food services .....	140	292	2 545	57	46	6	5	-	-	-	-	-	-
81	Other services (except public administration) .....	51	229	911	21	19	2	-	-	-	-	-	-	-
99	Unclassified establishments .....	1	2	26	3	3	-	-	-	-	-	-	-	-
<b>MEAGHER</b>														
	Total .....	283	978	4 527	67	52	10	4	-	1	-	-	-	-
11	Forestry, fishing, hunting, and agriculture support .....	9	64	298	6	6	-	-	-	-	-	-	-	-
22	Utilities .....	(A)	(D)	(D)	2	2	-	-	-	-	-	-	-	-
23	Construction .....	13	45	227	9	9	-	-	-	-	-	-	-	-
31-33	Manufacturing .....	(A)	(D)	(D)	1	1	-	-	-	-	-	-	-	-
44-45	Retail trade .....	65	214	1 018	15	7	7	1	-	-	-	-	-	-
51	Information .....	(A)	(D)	(D)	1	1	-	-	-	-	-	-	-	-
52	Finance & insurance .....	(B)	(D)	(D)	2	1	-	1	-	-	-	-	-	-
53	Real estate & rental & leasing .....	(A)	(D)	(D)	1	1	-	-	-	-	-	-	-	-
54	Professional, scientific & technical services .....	(A)	(D)	(D)	2	2	-	-	-	-	-	-	-	-
56	Admin, support, waste mgt, remediation services .....	(A)	(D)	(D)	1	1	-	-	-	-	-	-	-	-
62	Health care and social assistance .....	101	356	1 648	5	3	-	1	-	1	-	-	-	-
71	Arts, entertainment & recreation .....	2	9	65	4	4	-	-	-	-	-	-	-	-
72	Accommodation & food services .....	52	82	408	14	10	3	1	-	-	-	-	-	-
81	Other services (except public administration) .....	8	36	100	4	4	-	-	-	-	-	-	-	-

See footnotes at end of table.



**Table 6. Counties—Employees, Payroll, and Establishments by Industry: 2002—Con.**

[Excludes most government employees, railroad employees, and self-employed persons. Size class 1 to 4 includes establishments with payroll, but no employees, during mid-March pay period. (D) denotes figures withheld to avoid disclosing data for individual companies; the data are included in broader industry totals. Detailed industries with 100 or more employees are shown if industry was not a (D). For explanation of terms, abbreviations, and data reliability/comparability, see introductory text]

NAICS code	Industry	Number of employees for week including March 12	Payroll (\$1,000)		Total number of establishments	Number of establishments by employment-size class								
			First quarter	Annual		1 to 4	5 to 9	10 to 19	20 to 49	50 to 99	100 to 249	250 to 499	500 to 999	1,000 or more
<b>MINERAL</b>														
	<b>Total</b> .....	<b>979</b>	<b>3 586</b>	<b>16 389</b>	<b>124</b>	<b>84</b>	<b>20</b>	<b>12</b>	<b>4</b>	<b>2</b>	<b>2</b>	-	-	-
<b>11</b>	<b>Forestry, fishing, hunting, and agriculture support</b> .....	<b>14</b>	<b>54</b>	<b>231</b>	<b>5</b>	<b>4</b>	<b>1</b>	-	-	-	-	-	-	-
<b>22</b>	<b>Utilities</b> .....	<b>6</b>	<b>59</b>	<b>243</b>	<b>3</b>	<b>3</b>	-	-	-	-	-	-	-	-
<b>23</b>	<b>Construction</b> .....	<b>26</b>	<b>101</b>	<b>633</b>	<b>16</b>	<b>15</b>	-	<b>1</b>	-	-	-	-	-	-
<b>31-33</b>	<b>Manufacturing</b> .....	<b>144</b>	<b>794</b>	<b>3 265</b>	<b>8</b>	<b>5</b>	<b>1</b>	-	<b>1</b>	-	<b>1</b>	-	-	-
321	Wood product mfg .....	(C)	(D)	(D)	3	2	-	-	-	-	1	-	-	-
3211	Sawmills & wood preservation .....	(C)	(D)	(D)	3	2	-	-	-	-	1	-	-	-
32111	Sawmills & wood preservation .....	(C)	(D)	(D)	3	2	-	-	-	-	1	-	-	-
<b>44-45</b>	<b>Retail trade</b> .....	<b>207</b>	<b>698</b>	<b>3 543</b>	<b>21</b>	<b>8</b>	<b>7</b>	<b>4</b>	<b>1</b>	<b>1</b>	-	-	-	-
<b>48-49</b>	<b>Transportation &amp; warehousing</b> .....	<b>(A)</b>	<b>(D)</b>	<b>(D)</b>	<b>1</b>	<b>1</b>	-	-	-	-	-	-	-	-
<b>52</b>	<b>Finance &amp; insurance</b> .....	<b>19</b>	<b>121</b>	<b>558</b>	<b>4</b>	<b>2</b>	<b>1</b>	<b>1</b>	-	-	-	-	-	-
<b>53</b>	<b>Real estate &amp; rental &amp; leasing</b> .....	<b>(A)</b>	<b>(D)</b>	<b>(D)</b>	<b>2</b>	<b>1</b>	<b>1</b>	-	-	-	-	-	-	-
<b>54</b>	<b>Professional, scientific &amp; technical services</b> .....	<b>5</b>	<b>17</b>	<b>68</b>	<b>3</b>	<b>3</b>	-	-	-	-	-	-	-	-
<b>56</b>	<b>Admin, support, waste mgt, remediation services</b> .....	<b>(C)</b>	<b>(D)</b>	<b>(D)</b>	<b>6</b>	<b>4</b>	<b>1</b>	-	-	-	<b>1</b>	-	-	-
561	Administrative & support services .....	(C)	(D)	(D)	3	2	-	-	-	-	1	-	-	-
5613	Employment services .....	(C)	(D)	(D)	1	-	-	-	-	-	1	-	-	-
56133	Employee leasing services .....	(C)	(D)	(D)	1	-	-	-	-	-	1	-	-	-
<b>62</b>	<b>Health care and social assistance</b> .....	<b>145</b>	<b>517</b>	<b>2 221</b>	<b>18</b>	<b>13</b>	<b>3</b>	<b>1</b>	-	<b>1</b>	-	-	-	-
<b>71</b>	<b>Arts, entertainment &amp; recreation</b> .....	<b>(A)</b>	<b>(D)</b>	<b>(D)</b>	<b>5</b>	<b>2</b>	<b>3</b>	-	-	-	-	-	-	-
<b>72</b>	<b>Accommodation &amp; food services</b> .....	<b>174</b>	<b>368</b>	<b>1 794</b>	<b>24</b>	<b>15</b>	<b>2</b>	<b>5</b>	<b>2</b>	-	-	-	-	-
722	Food services & drinking places .....	137	287	1 374	16	9	2	3	2	-	-	-	-	-
7221	Full-service restaurants .....	109	237	1 179	9	3	1	3	2	-	-	-	-	-
72211	Full-service restaurants .....	109	237	1 179	9	3	1	3	2	-	-	-	-	-
722110	Full-service restaurants .....	109	237	1 179	9	3	1	3	2	-	-	-	-	-
<b>81</b>	<b>Other services (except public administration)</b> .....	<b>8</b>	<b>17</b>	<b>64</b>	<b>8</b>	<b>8</b>	-	-	-	-	-	-	-	-
<b>MISSOULA</b>														
	<b>Total</b> .....	<b>41 975</b>	<b>242 861</b>	<b>1 087 485</b>	<b>3 760</b>	<b>2 074</b>	<b>748</b>	<b>475</b>	<b>324</b>	<b>86</b>	<b>44</b>	<b>6</b>	<b>2</b>	<b>1</b>
<b>11</b>	<b>Forestry, fishing, hunting, and agriculture support</b> .....	<b>411</b>	<b>3 112</b>	<b>12 362</b>	<b>59</b>	<b>40</b>	<b>10</b>	<b>5</b>	<b>3</b>	-	<b>1</b>	-	-	-
113	Forestry and logging .....	(E)	(D)	(D)	48	29	10	5	3	-	1	-	-	-
1133	Logging .....	405	3 093	11 814	46	27	10	5	3	-	1	-	-	-
11331	Logging .....	405	3 093	11 814	46	27	10	5	3	-	1	-	-	-
113310	Logging .....	405	3 093	11 814	46	27	10	5	3	-	1	-	-	-
<b>21</b>	<b>Mining</b> .....	<b>(A)</b>	<b>(D)</b>	<b>(D)</b>	<b>3</b>	<b>3</b>	-	-	-	-	-	-	-	-
<b>22</b>	<b>Utilities</b> .....	<b>175</b>	<b>2 124</b>	<b>10 166</b>	<b>6</b>	<b>2</b>	-	-	<b>3</b>	<b>1</b>	-	-	-	-
221	Utilities .....	175	2 124	10 166	6	2	-	-	3	1	-	-	-	-
2211	Elec pwr generation, transmsn & distribution ...	(C)	(D)	(D)	3	1	-	-	1	1	-	-	-	-
22112	Electric pwr transmsn, control & distribution ..	(C)	(D)	(D)	3	1	-	-	1	1	-	-	-	-
<b>23</b>	<b>Construction</b> .....	<b>2 069</b>	<b>14 873</b>	<b>77 209</b>	<b>406</b>	<b>296</b>	<b>63</b>	<b>28</b>	<b>12</b>	<b>6</b>	<b>1</b>	-	-	-
233	Building, developing & general contracting .....	595	3 641	16 710	145	112	18	11	3	1	-	-	-	-
2332	Residential building construction .....	396	1 965	9 531	117	92	18	5	2	-	-	-	-	-
23321	Single-family housing construction .....	377	1 858	9 071	112	89	16	5	2	-	-	-	-	-
233210	Single-family housing construction .....	377	1 858	9 071	112	89	16	5	2	-	-	-	-	-
2333	Nonresidential building construction .....	188	1 600	6 679	18	10	-	6	1	1	-	-	-	-
23332	Commercial & institutional bldg construction ..	188	1 600	6 679	18	10	-	6	1	1	-	-	-	-
233320	Commercial & institutional bldg construction ..	188	1 600	6 679	18	10	-	6	1	1	-	-	-	-
234	Heavy construction .....	412	4 138	25 992	42	28	8	2	1	2	1	-	-	-
2341	Highway, street, bridge & tunnel construction ...	(E)	(D)	(D)	21	11	5	2	1	2	-	-	-	-
23411	Highway & street construction .....	263	1 907	18 691	20	10	5	2	1	2	-	-	-	-
234110	Highway & street construction .....	263	1 907	18 691	20	10	5	2	1	2	-	-	-	-
2349	Other heavy construction .....	(C)	(D)	(D)	21	17	3	-	-	-	1	-	-	-
23499	All other heavy construction .....	126	2 089	6 387	11	9	1	-	-	-	1	-	-	-
234990	All other heavy construction .....	126	2 089	6 387	11	9	1	-	-	-	1	-	-	-
235	Special trade contractors .....	1 062	7 094	34 507	219	156	37	15	8	3	-	-	-	-
2351	Plumbing, heating & AC contractor .....	425	3 353	15 214	40	24	5	4	4	3	-	-	-	-
23511	Plumbing, heating & AC contractor .....	425	3 353	15 214	40	24	5	4	4	3	-	-	-	-
235110	Plumbing, heating & AC contractor .....	425	3 353	15 214	40	24	5	4	4	3	-	-	-	-
2353	Electrical contractors .....	134	1 004	4 512	26	19	3	2	2	-	-	-	-	-
23531	Electrical contractors .....	134	1 004	4 512	26	19	3	2	2	-	-	-	-	-
235310	Electrical contractors .....	134	1 004	4 512	26	19	3	2	2	-	-	-	-	-
2354	Masonry, drywall, insulation, tile contractors ....	110	646	2 671	25	16	6	3	-	-	-	-	-	-
2359	Other special trade contractors .....	102	623	3 442	36	28	6	2	-	-	-	-	-	-

See footnotes at end of table.

**Table 6. Counties—Employees, Payroll, and Establishments by Industry: 2002—Con.**

[Excludes most government employees, railroad employees, and self-employed persons. Size class 1 to 4 includes establishments with payroll, but no employees, during mid-March pay period. (D) denotes figures withheld to avoid disclosing data for individual companies; the data are included in broader industry totals. Detailed industries with 100 or more employees are shown if industry was not a (D). For explanation of terms, abbreviations, and data reliability/comparability, see introductory text]

NAICS code	Industry	Number of employees for week including March 12	Payroll (\$1,000)		Total number of establishments	Number of establishments by employment-size class								
			First quarter	Annual		1 to 4	5 to 9	10 to 19	20 to 49	50 to 99	100 to 249	250 to 499	500 to 999	1,000 or more
<b>MISSOULA—Con.</b>														
<b>31-33</b>	<b>Manufacturing</b>	<b>2 592</b>	<b>22 793</b>	<b>95 233</b>	<b>115</b>	<b>58</b>	<b>21</b>	<b>11</b>	<b>12</b>	<b>9</b>	<b>2</b>	<b>2</b>		
311	Food mfg	285	1 557	7 039	8	2	—	1	2	3	—	—	—	—
321	Wood product mfg	878	7 729	33 158	13	5	2	1	2	—	2	1	—	—
3211	Sawmills & wood preservation	(C)	(D)	(D)	2	1	—	—	—	—	1	—	—	—
32111	Sawmills & wood preservation	(C)	(D)	(D)	2	1	—	—	—	—	1	—	—	—
3212	Veneer, plywood & engineered wood product mfg	(F)	(D)	(D)	2	—	—	—	—	—	1	1	—	—
32121	Veneer, plywood & engineered wood product mfg	(F)	(D)	(D)	2	—	—	—	—	—	1	1	—	—
3219	Other wood product mfg	105	809	3 378	9	4	2	1	2	—	—	—	—	—
322	Paper mfg	(E)	(D)	(D)	1	—	—	—	—	—	—	1	—	—
3221	Pulp, paper & paperboard mills	(E)	(D)	(D)	1	—	—	—	—	—	—	1	—	—
32213	Paperboard mills	(E)	(D)	(D)	1	—	—	—	—	—	—	1	—	—
332	Fabricated metal product mfg	204	1 631	6 243	12	8	—	—	1	3	—	—	—	—
3323	Architectural & structural metals mfg	137	1 235	4 411	4	1	—	—	1	2	—	—	—	—
337	Furniture & related product mfg	169	1 093	4 385	18	9	4	2	2	1	—	—	—	—
3371	HH & institutional furniture & kitchen cabinet mfg	(C)	(D)	(D)	17	9	4	2	2	—	—	—	—	—
339	Miscellaneous mfg	263	1 965	7 895	20	12	4	1	1	2	—	—	—	—
3391	Medical equipment & supplies mfg	157	1 219	4 881	15	9	4	—	1	1	—	—	—	—
33911	Medical equipment & supplies mfg	157	1 219	4 881	15	9	4	—	1	1	—	—	—	—
3399	Other miscellaneous mfg	106	746	3 014	5	3	—	1	—	1	—	—	—	—
<b>42</b>	<b>Wholesale trade</b>	<b>1 965</b>	<b>13 943</b>	<b>59 431</b>	<b>191</b>	<b>100</b>	<b>38</b>	<b>33</b>	<b>11</b>	<b>7</b>	<b>2</b>			
421	Wholesale trade, durable goods	1 074	8 836	36 625	142	76	30	25	9	2	—	—	—	—
4211	Motor vehicle, motor vehicle pt & supply whse	215	1 665	7 016	23	13	2	4	4	—	—	—	—	—
42111	Automobile & other motor vehicle whse	104	883	3 831	9	5	1	—	3	—	—	—	—	—
421110	Automobile & other motor vehicle whse	104	883	3 831	9	5	1	—	3	—	—	—	—	—
4214	Professional & commercial equip & supp whse	195	1 531	6 655	28	13	7	6	2	—	—	—	—	—
4217	Hardware, plumb & heating equip & sup whse	120	1 117	4 867	16	6	5	4	1	—	—	—	—	—
4218	Machinery, equipment & supplies whse	345	3 165	12 164	34	18	7	6	1	2	—	—	—	—
42181	Const & mining (exc petroleum) equip whse	154	1 614	6 017	7	3	—	2	—	2	—	—	—	—
421810	Const & mining (exc petroleum) equip whse	154	1 614	6 017	7	3	—	2	—	2	—	—	—	—
422	Wholesale trade, nondurable goods	891	5 107	22 806	49	24	8	8	2	5	2	—	—	—
4224	Grocery & related product whse	271	1 731	8 280	17	9	2	2	1	3	—	—	—	—
42249	Other grocery & related products whse	212	1 291	6 440	9	3	1	2	—	3	—	—	—	—
422490	Other grocery & related products whse	212	1 291	6 440	9	3	1	2	—	3	—	—	—	—
4228	Beer, wine, distilled alcoholic beverage whse	(C)	(D)	(D)	2	—	—	—	—	1	1	—	—	—
42281	Beer & ale whse	(C)	(D)	(D)	2	—	—	—	—	1	1	—	—	—
4229	Miscellaneous nondurable goods whse	237	1 026	4 129	4	1	1	1	—	1	—	—	—	—
42292	Book, periodical & newspaper whse	(C)	(D)	(D)	1	—	—	—	—	1	—	—	—	—
<b>44-45</b>	<b>Retail trade</b>	<b>8 158</b>	<b>35 645</b>	<b>155 005</b>	<b>559</b>	<b>224</b>	<b>156</b>	<b>83</b>	<b>62</b>	<b>21</b>	<b>12</b>	<b>1</b>		
441	Motor vehicle & parts dealers	1 092	7 236	33 553	75	26	23	8	15	3	—	—	—	—
4411	Automobile dealers	542	3 827	17 396	28	12	3	3	8	2	—	—	—	—
44111	New car dealers	479	3 511	16 036	13	1	1	1	8	2	—	—	—	—
441110	New car dealers	479	3 511	16 036	13	1	1	1	8	2	—	—	—	—
4412	Other motor vehicle dealers	247	1 311	7 475	14	6	4	—	3	1	—	—	—	—
44121	Recreational vehicle dealers	(C)	(D)	(D)	3	1	—	—	1	1	—	—	—	—
44122	Motorcycle & boat & other MV dealers	(C)	(D)	(D)	11	5	4	—	2	—	—	—	—	—
4413	Automotive parts, accessories & tire stores	303	2 098	8 682	33	8	16	5	4	—	—	—	—	—
44131	Automotive parts, accessories & tire stores	147	1 006	4 287	19	6	9	1	3	—	—	—	—	—
441310	Automotive parts, accessories & tire stores	147	1 006	4 287	19	6	9	1	3	—	—	—	—	—
44132	Tire dealers	156	1 092	4 395	14	2	7	4	1	—	—	—	—	—
441320	Tire dealers	156	1 092	4 395	14	2	7	4	1	—	—	—	—	—
442	Furniture & home furnishing stores	248	1 481	6 459	33	17	6	6	4	—	—	—	—	—
4421	Furniture stores	123	821	3 028	11	3	3	2	3	—	—	—	—	—
44211	Furniture stores	123	821	3 028	11	3	3	2	3	—	—	—	—	—
442110	Furniture stores	123	821	3 028	11	3	3	2	3	—	—	—	—	—
4422	Home furnishings stores	125	660	3 431	22	14	3	4	1	—	—	—	—	—
443	Electronics & appliance stores	325	1 771	7 713	25	13	4	4	2	2	—	—	—	—
4431	Electronics & appliance stores	325	1 771	7 713	25	13	4	4	2	2	—	—	—	—
44311	Appliance, TV & all other electronics stores	264	1 449	6 352	18	10	3	2	1	2	—	—	—	—
443112	Radio, television & other electronics stores	169	718	3 287	13	8	1	2	1	1	—	—	—	—
444	Bldg material & garden equip & supp dealers	785	4 570	19 495	50	16	20	4	6	2	2	—	—	—
4441	Building material & supplies dealers	652	4 060	16 858	41	11	18	4	5	1	2	—	—	—
44411	Home centers	(C)	(D)	(D)	2	—	—	—	1	—	1	—	—	—
44413	Hardware stores	127	581	2 446	6	2	2	1	—	—	—	—	—	—
444130	Hardware stores	127	581	2 446	6	2	2	1	—	—	—	—	—	—
44419	Other building material dealers	314	2 294	8 879	28	7	13	3	4	1	—	—	—	—
444190	Other building material dealers	314	2 294	8 879	28	7	13	3	4	1	—	—	—	—
4442	Lawn & garden equip & supplies stores	133	510	2 637	9	5	2	—	1	1	—	—	—	—
44422	Nursery & garden centers	(C)	(D)	(D)	7	3	2	—	1	1	—	—	—	—
445	Food & beverage stores	1 092	4 484	18 461	48	13	12	7	7	8	1	—	—	—
4451	Grocery stores	974	4 060	16 410	27	2	5	6	5	8	1	—	—	—
44511	Grocery (except convenience) stores	946	4 000	16 153	22	—	3	5	5	8	1	—	—	—
445110	Grocery (except convenience) stores	946	4 000	16 153	22	—	3	5	5	8	1	—	—	—

See footnotes at end of table.

**Table 6. Counties—Employees, Payroll, and Establishments by Industry: 2002—Con.**

[Excludes most government employees, railroad employees, and self-employed persons. Size class 1 to 4 includes establishments with payroll, but no employees, during mid-March pay period. (D) denotes figures withheld to avoid disclosing data for individual companies; the data are included in broader industry totals. Detailed industries with 100 or more employees are shown if industry was not a (D). For explanation of terms, abbreviations, and data reliability/comparability, see introductory text]

NAICS code	Industry	Number of employees for week including March 12	Payroll (\$1,000)		Total number of establishments	Number of establishments by employment-size class								
			First quarter	Annual		1 to 4	5 to 9	10 to 19	20 to 49	50 to 99	100 to 249	250 to 499	500 to 999	1,000 or more
<b>MISSOULA—Con.</b>														
<b>44-45 Retail trade—Con.</b>														
446	Health & personal care stores .....	220	1 007	5 368	32	18	8	4	2	—	—	—	—	—
4461	Health & personal care stores .....	220	1 007	5 368	32	18	8	4	2	—	—	—	—	—
44611	Pharmacies & drug stores .....	110	538	3 368	11	6	2	1	2	—	—	—	—	—
446110	Pharmacies & drug stores .....	110	538	3 368	11	6	2	1	2	—	—	—	—	—
447	Gasoline stations .....	758	2 163	9 085	58	10	23	19	3	2	1	—	—	—
4471	Gasoline stations .....	758	2 163	9 085	58	10	23	19	3	2	1	—	—	—
44711	Gasoline stations with convenience stores .....	302	889	3 685	28	8	7	11	1	1	—	—	—	—
447110	Gasoline stations with convenience stores .....	302	889	3 685	28	8	7	11	1	1	—	—	—	—
44719	Other gasoline stations .....	456	1 274	5 400	30	2	16	8	2	1	1	—	—	—
447190	Other gasoline stations .....	456	1 274	5 400	30	2	16	8	2	1	1	—	—	—
448	Clothing & clothing accessories stores .....	506	1 438	5 855	66	28	21	13	4	—	—	—	—	—
4481	Clothing stores .....	405	1 014	4 127	44	17	12	11	4	—	—	—	—	—
44814	Family clothing stores .....	227	545	2 135	13	2	2	5	4	—	—	—	—	—
448140	Family clothing stores .....	227	545	2 135	13	2	2	5	4	—	—	—	—	—
451	Sporting goods, hobby, book & music stores .....	651	1 973	8 352	61	35	9	8	7	1	1	—	—	—
4511	Sporting goods, hobby, musical instrument stores .....	371	1 230	5 266	47	31	5	6	4	1	—	—	—	—
45111	Sporting goods stores .....	254	894	3 902	27	17	3	4	2	1	—	—	—	—
451110	Sporting goods stores .....	254	894	3 902	27	17	3	4	2	1	—	—	—	—
4512	Book, periodical & music stores .....	280	743	3 086	14	4	4	2	3	—	1	—	—	—
45121	Book stores & news dealers .....	186	484	1 986	9	4	1	2	1	—	1	—	—	—
452	General merchandise stores .....	1 675	6 803	30 603	18	—	4	—	4	3	6	1	—	—
4521	Department stores .....	1 356	5 288	22 796	9	—	—	—	—	3	5	1	—	—
45211	Department stores .....	1 356	5 288	22 796	9	—	—	—	—	3	5	1	—	—
452110	Department stores .....	1 356	5 288	22 796	9	—	—	—	—	3	5	1	—	—
4529	Other general merchandise stores .....	(C)	1 515	7 807	9	—	4	—	4	—	1	—	—	—
45291	Warehouse clubs & superstores .....	(D)	(D)	(D)	1	—	—	—	—	—	1	—	—	—
45299	All other general merchandise stores .....	(C)	(D)	(D)	8	—	4	—	4	—	—	—	—	—
453	Miscellaneous store retailers .....	477	1 278	5 534	72	38	20	8	6	—	—	—	—	—
4532	Office supplies, stationery & gift stores .....	177	386	1 632	21	9	4	7	1	—	—	—	—	—
45322	Gift, novelty & souvenir stores .....	(C)	(D)	(D)	19	8	4	7	—	—	—	—	—	—
4539	Other miscellaneous store retailers .....	150	538	2 374	30	17	11	1	1	—	—	—	—	—
454	Nonstore retailers .....	329	1 441	4 527	21	10	6	2	2	—	1	—	—	—
4543	Direct selling establishments .....	(E)	(D)	(D)	16	8	5	1	1	—	1	—	—	—
45439	Other direct selling establishments .....	267	1 092	3 114	13	8	2	1	1	—	1	—	—	—
454390	Other direct selling establishments .....	267	1 092	3 114	13	8	2	1	1	—	1	—	—	—
<b>48-49</b>	<b>Transportation &amp; warehousing .....</b>	<b>1 996</b>	<b>13 865</b>	<b>64 666</b>	<b>135</b>	<b>80</b>	<b>17</b>	<b>16</b>	<b>14</b>	<b>4</b>	<b>3</b>	<b>1</b>	—	—
481	Air transportation .....	110	771	4 098	7	2	—	4	1	—	—	—	—	—
484	Truck transportation .....	1 449	11 109	51 675	82	48	11	9	7	4	2	1	—	—
4841	General freight trucking .....	713	5 704	24 240	44	25	7	4	4	2	2	—	—	—
48412	General freight trucking, long-distance .....	642	5 315	22 398	33	19	5	2	3	2	2	—	—	—
484121	General freight trucking, long-distance, TL .....	478	3 995	16 732	24	15	2	2	2	1	2	—	—	—
484122	General freight trucking, long-distance, LTL .....	164	1 320	5 666	9	4	3	—	1	1	—	—	—	—
4842	Specialized freight trucking .....	736	5 405	27 435	38	23	4	5	3	2	—	1	—	—
48422	Specialized freight (exc used) trucking, local .....	247	1 979	8 244	25	18	3	2	—	2	—	—	—	—
484220	Specialized freight (exc used) trucking, local .....	247	1 979	8 244	25	18	3	2	—	2	—	—	—	—
48423	Specialized freight (exc used) trucking, LDist .....	450	3 169	18 025	10	5	1	—	3	—	—	1	—	—
484230	Specialized freight (exc used) trucking, LDist .....	450	3 169	18 025	10	5	1	—	3	—	—	1	—	—
485	Transit & ground passenger transportation .....	222	576	2 750	12	8	1	—	2	—	1	—	—	—
4854	School & employee bus transportation .....	(C)	(D)	(D)	7	4	1	—	1	—	1	—	—	—
48541	School & employee bus transportation .....	(C)	(D)	(D)	7	4	1	—	1	—	1	—	—	—
488	Transportation support activities .....	147	1 094	4 604	22	14	3	2	3	—	—	—	—	—
<b>51</b>	<b>Information .....</b>	<b>1 409</b>	<b>9 477</b>	<b>41 894</b>	<b>78</b>	<b>38</b>	<b>10</b>	<b>16</b>	<b>8</b>	<b>3</b>	<b>3</b>	—	—	—
511	Publishing industries .....	280	1 670	7 579	17	11	2	3	—	—	1	—	—	—
5111	Newspaper, periodical, book, database publishers .....	272	1 642	7 467	13	7	2	3	—	—	1	—	—	—
51111	Newspaper publishers .....	(C)	(D)	(D)	3	1	—	1	—	—	1	—	—	—
512	Motion picture & sound recording industries .....	125	277	828	10	6	—	2	1	1	—	—	—	—
5121	Motion picture & video industries .....	(C)	(D)	(D)	9	5	—	2	1	1	—	—	—	—
51213	Motion picture & video exhibition .....	(C)	(D)	(D)	6	2	—	2	1	1	—	—	—	—
513	Broadcasting & telecommunications .....	721	5 797	26 726	36	11	8	9	5	2	1	—	—	—
5131	Radio & television broadcasting .....	(E)	(D)	(D)	11	2	2	2	3	2	—	—	—	—
51312	Television broadcasting .....	216	1 553	6 091	4	—	—	—	2	2	—	—	—	—
513120	Television broadcasting .....	216	1 553	6 091	4	—	—	—	2	2	—	—	—	—
5133	Telecommunications .....	329	3 270	16 321	20	9	5	4	1	—	1	—	—	—
51331	Wired telecommunications carriers .....	268	2 646	13 573	8	3	1	2	1	—	1	—	—	—
513310	Wired telecommunications carriers .....	268	2 646	13 573	8	3	1	2	1	—	1	—	—	—
514	Information & data processing services .....	283	1 733	6 761	15	10	—	2	2	—	1	—	—	—
5141	Information services .....	221	1 368	4 840	10	7	—	2	—	—	1	—	—	—
51419	Other information services .....	221	1 368	4 840	10	7	—	2	—	—	1	—	—	—
514191	On-line information services .....	221	1 368	4 840	10	7	—	2	—	—	1	—	—	—

See footnotes at end of table.

**Table 6. Counties—Employees, Payroll, and Establishments by Industry: 2002—Con.**

[Excludes most government employees, railroad employees, and self-employed persons. Size class 1 to 4 includes establishments with payroll, but no employees, during mid-March pay period. (D) denotes figures withheld to avoid disclosing data for individual companies; the data are included in broader industry totals. Detailed industries with 100 or more employees are shown if industry was not a (D). For explanation of terms, abbreviations, and data reliability/comparability, see introductory text]

NAICS code	Industry	Number of employees for week including March 12	Payroll (\$1,000)		Total number of establishments	Number of establishments by employment-size class								
			First quarter	Annual		1 to 4	5 to 9	10 to 19	20 to 49	50 to 99	100 to 249	250 to 499	500 to 999	1,000 or more
<b>MISSOULA—Con.</b>														
<b>52</b>	<b>Finance &amp; insurance</b> .....	<b>1 667</b>	<b>15 952</b>	<b>63 649</b>	<b>226</b>	<b>141</b>	<b>42</b>	<b>20</b>	<b>20</b>	<b>1</b>	<b>2</b>			
522	Credit intermediation & related activities .....	814	6 628	27 324	90	49	21	9	9	1	1			
5221	Depository credit intermediation .....	675	5 174	21 158	46	15	13	7	9	1	1			
52211	Commercial banking .....	502	4 033	16 340	31	9	10	5	5	1	1			
522110	Commercial banking .....	502	4 033	16 340	31	9	10	5	5	1	1			
52213	Credit unions .....	(C)	(D)	(D)	11	4	1	2	4					
5222	Nondepository credit intermediation .....	107	1 255	4 887	31	23	6	2						
52229	Other nondepository credit intermediation ....	(C)	(D)	(D)	28	20	6	2						
523	Security, commodity contracts & like activity .....	201	2 902	10 161	38	25	6	5	2					
5231	Scrt'y & comdty contracts intermed & brokerage .	107	1 982	7 347	18	10	4	3	1					
524	Insurance carriers & related activities .....	652	6 422	26 164	98	67	15	6	9		1			
5241	Insurance carriers .....	155	1 533	6 126	15	7	3	2	3					
52412	Other direct insurance carriers .....	(C)	(D)	(D)	10	5	1	2	2					
5242	Agencies & other insurance related activities ...	497	4 889	20 038	83	60	12	4	6		1			
52421	Insurance agencies & brokerages .....	334	3 417	13 717	71	53	11	2	5					
524210	Insurance agencies & brokerages .....	334	3 417	13 717	71	53	11	2	5					
52429	Other insurance related activities .....	163	1 472	6 321	12	7	1	2	1		1			
524292	Insurance & pension funds, third party admin .....	143	1 289	5 440	5	1	1	1	1		1			
<b>53</b>	<b>Real estate &amp; rental &amp; leasing</b> .....	<b>695</b>	<b>2 973</b>	<b>26 292</b>	<b>162</b>	<b>125</b>	<b>24</b>	<b>7</b>	<b>5</b>		<b>1</b>			
531	Real estate .....	399	1 912	18 970	123	100	15	5	3					
5311	Lessors of real estate .....	187	866	14 060	48	39	6		3					
5312	Offices of real estate agents & brokers .....	125	555	2 637	45	39	2	4						
53121	Offices of real estate agents & brokers .....	125	555	2 637	45	39	2	4						
531210	Offices of real estate agents & brokers ....	125	555	2 637	45	39	2	4						
532	Rental & leasing services .....	(E)	(D)	(D)	37	23	9	2	2		1			
5324	Commercial, industrial equip rental & leasing ...	161	526	4 696	11	8	1		1		1			
53249	Oth commercial, industrial equip rental, lease .....	155	511	4 626	7	4	1		1		1			
532490	Oth commercial, industrial equip rental, lease .....	155	511	4 626	7	4	1		1		1			
<b>54</b>	<b>Professional, scientific &amp; technical services</b> .....	<b>2 462</b>	<b>17 138</b>	<b>78 964</b>	<b>396</b>	<b>264</b>	<b>79</b>	<b>23</b>	<b>26</b>	<b>1</b>	<b>3</b>			
541	Professional, scientific & technical services .....	2 462	17 138	78 964	396	264	79	23	26	1	3			
5411	Legal services .....	548	4 418	22 101	99	66	21	3	9					
54111	Offices of lawyers .....	(F)	(D)	(D)	96	64	21	2	9					
5412	Accounting, tax prep, bookkeep, payroll services .....	353	1 958	8 543	58	37	9	7	5					
54121	Accounting, tax prep, bookkeep, payroll services .....	353	1 958	8 543	58	37	9	7	5					
541211	Offices of certified public accountants .....	229	1 631	7 315	38	24	7	4	3					
5413	Architectural, engineering & related services ...	417	3 828	20 039	64	34	19	6	5					
54133	Engineering services .....	299	2 939	15 524	29	10	9	5	5					
541330	Engineering services .....	299	2 939	15 524	29	10	9	5	5					
5415	Computer systems design & related services ...	329	2 524	9 964	29	22	3		2					
54151	Computer systems design & related services .	329	2 524	9 964	29	22	3		2					
541512	Computer systems design services .....	238	1 830	7 631	11	9					2			
5416	Management, sci & tech consulting services ....	240	1 965	7 766	65	50	11	2	2					
54161	Management consulting services .....	115	1 190	4 286	35	27	6	1	1					
54162	Environmental consulting services .....	101	639	2 884	19	13	4	1	1					
541620	Environmental consulting services .....	101	639	2 884	19	13	4	1	1					
5417	Scientific R&D services .....	104	1 066	4 056	16	9	2	4	1					
5418	Advertising & related services .....	126	438	1 835	17	11	4		1	1				
5419	Oth professional, scientific, technical services ..	323	848	4 199	37	25	9	1	1		1			
54191	Marketing research & public opinion polling ..	(C)	(D)	(D)	3	2					1			
<b>55</b>	<b>Management of companies &amp; enterprises</b> .	<b>241</b>	<b>3 550</b>	<b>12 447</b>	<b>21</b>	<b>7</b>	<b>7</b>	<b>3</b>	<b>3</b>	<b>1</b>				
551	Management of companies & enterprises .....	241	3 550	12 447	21	7	7	3	3	1				
5511	Management of companies & enterprises .....	241	3 550	12 447	21	7	7	3	3	1				
55111	Management of companies & enterprises .....	241	3 550	12 447	21	7	7	3	3	1				
551114	Corp, subsidiary & regional managing offices .....	233	3 387	11 788	18	4	7	3	3	1				
<b>56</b>	<b>Admin, support, waste mgt, remediation services</b> .....	<b>2 391</b>	<b>11 137</b>	<b>49 207</b>	<b>174</b>	<b>103</b>	<b>28</b>	<b>23</b>	<b>8</b>	<b>8</b>	<b>3</b>	<b>1</b>		
561	Administrative & support services .....	2 276	10 213	44 893	165	99	24	23	8	7	3	1		
5611	Office administrative services .....	453	3 163	13 495	11	7		2	1			1		
56111	Office administrative services .....	453	3 163	13 495	11	7		2	1			1		
561110	Office administrative services .....	453	3 163	13 495	11	7		2	1			1		
5613	Employment services .....	540	1 674	8 098	12	3	3		2	3	1			
56131	Employment placement agencies .....	(C)	(D)	(D)	6	1	3		1	1				
56132	Temporary help services .....	418	1 329	6 267	4					2	1			
561320	Temporary help services .....	418	1 329	6 267	4					2	1			
5614	Business support services .....	247	1 361	6 136	22	11	2	6	2	1				
5616	Investigation & security services .....	450	2 028	7 922	18	10	1	4		1	2			
56161	Investigation, guard & armored car services ..	246	564	2 203	9	7		1			1			
56162	Security systems services .....	204	1 464	5 719	9	3	1	3		1				
5617	Services to buildings & dwellings .....	428	1 097	5 622	72	49	11	8	2	2				
56172	Janitorial services .....	321	793	3 124	32	17	7	5	1	2				
561720	Janitorial services .....	321	793	3 124	32	17	7	5	1	2				
562	Waste management & remediation services .....	115	924	4 314	9	4	4			1				

See footnotes at end of table.

**Table 6. Counties—Employees, Payroll, and Establishments by Industry: 2002—Con.**

[Excludes most government employees, railroad employees, and self-employed persons. Size class 1 to 4 includes establishments with payroll, but no employees, during mid-March pay period. (D) denotes figures withheld to avoid disclosing data for individual companies; the data are included in broader industry totals. Detailed industries with 100 or more employees are shown if industry was not a (D). For explanation of terms, abbreviations, and data reliability/comparability, see introductory text]

NAICS code	Industry	Number of employees for week including March 12	Payroll (\$1,000)		Total number of establishments	Number of establishments by employment-size class								
			First quarter	Annual		1 to 4	5 to 9	10 to 19	20 to 49	50 to 99	100 to 249	250 to 499	500 to 999	1,000 or more
<b>MISSOULA—Con.</b>														
<b>61</b>	<b>Educational services</b>	<b>458</b>	<b>1 587</b>	<b>6 146</b>	<b>47</b>	<b>28</b>	<b>9</b>	<b>6</b>	<b>2</b>	<b>1</b>	<b>1</b>			
611	Educational services	458	1 587	6 146	47	28	9	6	2	1	1			
6111	Elementary & secondary schools	230	790	3 023	6	—	1	2	2	—	1			
61111	Elementary & secondary schools	230	790	3 023	6	—	1	2	2	—	1			
611110	Elementary & secondary schools	230	790	3 023	6	—	1	2	2	—	1			
6116	Other schools & instruction	144	358	1 209	20	13	3	3	—	1	—			
<b>62</b>	<b>Health care and social assistance</b>	<b>7 182</b>	<b>51 490</b>	<b>230 416</b>	<b>392</b>	<b>196</b>	<b>88</b>	<b>60</b>	<b>32</b>	<b>7</b>	<b>5</b>	<b>1</b>	<b>2</b>	<b>1</b>
621	Ambulatory health care services	2 269	17 721	87 333	247	138	67	23	16	1	1		1	
6211	Offices of physicians	574	8 514	44 731	89	55	20	6	7	1	—		—	
62111	Offices of physicians	574	8 514	44 731	89	55	20	6	7	1	—		—	
621111	Offices of physicians (exc mental health)	553	8 412	44 265	83	50	20	5	7	1	—		—	
6212	Offices of dentists	345	2 593	12 784	57	20	32	4	1	—	—		—	
62121	Offices of dentists	345	2 593	12 784	57	20	32	4	1	—	—		—	
621210	Offices of dentists	345	2 593	12 784	57	20	32	4	1	—	—		—	
6213	Offices of other health practitioners	439	2 820	11 716	72	47	14	6	5	—	—		—	
62133	Offices of other mental health practitioners	(C)	(D)	(D)	17	10	1	2	4	—	—		—	
62134	Offices of PT, OT, speech therapy & audiology	124	842	3 524	20	10	6	3	1	—	—		—	
621340	Offices of PT, OT, speech therapy & audiology	124	842	3 524	20	10	6	3	1	—	—		—	
6214	Outpatient care centers	138	931	3 628	12	5	—	5	2	—	—		—	
62149	Other outpatient care centers	107	845	3 237	7	2	—	3	2	—	—		—	
6216	Home health care services	(F)	(D)	(D)	8	4	1	1	—	—	1		—	
62161	Home health care services	(F)	(D)	(D)	8	4	1	1	—	—	1		—	
622	Hospitals	(H)	(D)	(D)	5	—	—	—	2	—	1		—	1
6221	General medical & surgical hospitals	(H)	(D)	(D)	5	—	—	—	2	—	1		—	1
62211	General medical & surgical hospitals	(H)	(D)	(D)	5	—	—	—	2	—	1		—	1
623	Nursing & residential care facilities	(G)	(D)	(D)	41	8	5	19	4	3	2		—	—
6231	Nursing care facilities	462	1 946	8 207	5	1	—	—	1	1	2		—	—
62311	Nursing care facilities	462	1 946	8 207	5	1	—	—	1	1	2		—	—
623110	Nursing care facilities	462	1 946	8 207	5	1	—	—	1	1	2		—	—
6232	Residential mental retardation, health facility	(C)	(D)	(D)	12	1	1	9	1	—	—		—	—
62321	Residential mental retardation facilities	(C)	(D)	(D)	8	—	1	6	1	—	—		—	—
6233	Community care facilities for the elderly	(C)	(D)	(D)	12	6	1	2	1	2	—		—	—
62331	Community care facilities for the elderly	(C)	(D)	(D)	12	6	1	2	1	2	—		—	—
6239	Other residential care facilities	151	580	2 458	12	—	3	8	1	—	—		—	—
62399	Other residential care facilities	151	580	2 458	12	—	3	8	1	—	—		—	—
623990	Other residential care facilities	151	580	2 458	12	—	3	8	1	—	—		—	—
624	Social assistance	1 378	5 448	21 708	99	50	16	18	10	3	1	1	—	—
6241	Individual & family services	540	2 003	7 862	33	16	2	6	7	1	1	—	—	—
62412	Services for elderly & disabled persons	304	928	3 569	11	6	—	—	3	1	1	—	—	—
624120	Services for elderly & disabled persons	304	928	3 569	11	6	—	—	3	1	1	—	—	—
62419	Other individual & family services	183	767	3 010	16	7	1	5	3	—	—	—	—	—
624190	Other individual & family services	183	767	3 010	16	7	1	5	3	—	—	—	—	—
6243	Vocational rehabilitation services	427	2 174	8 448	7	1	1	2	1	1	—	1	—	—
62431	Vocational rehabilitation services	427	2 174	8 448	7	1	1	2	1	1	—	1	—	—
624310	Vocational rehabilitation services	427	2 174	8 448	7	1	1	2	1	1	—	1	—	—
6244	Child day care services	333	949	3 993	51	30	10	10	—	1	—	—	—	—
62441	Child day care services	333	949	3 993	51	30	10	10	—	1	—	—	—	—
624410	Child day care services	333	949	3 993	51	30	10	10	—	1	—	—	—	—
<b>71</b>	<b>Arts, entertainment &amp; recreation</b>	<b>975</b>	<b>2 855</b>	<b>15 261</b>	<b>88</b>	<b>48</b>	<b>10</b>	<b>12</b>	<b>16</b>	<b>—</b>	<b>2</b>	<b>—</b>	<b>—</b>	<b>—</b>
711	Performing arts, spectator sports & related industries	164	477	4 324	14	11	—	1	1	—	1	—	—	—
7111	Performing arts companies	(C)	(D)	(D)	3	2	—	—	—	—	1	—	—	—
71111	Theater companies & dinner theaters	(C)	(D)	(D)	1	—	—	—	—	—	1	—	—	—
713	Amusement, gambling & recreation industries	797	2 320	10 672	69	34	8	11	15	—	1	—	—	—
7132	Gambling industries	(E)	(D)	(D)	23	8	3	6	6	—	—	—	—	—
71329	Other gambling industries	272	819	3 662	21	6	3	6	6	—	—	—	—	—
713290	Other gambling industries	272	819	3 662	21	6	3	6	6	—	—	—	—	—
7139	Other amusement & recreation industries	517	1 474	6 848	45	26	4	5	9	—	1	—	—	—
71394	Fitness & recreational sports centers	325	785	3 428	16	7	—	3	5	—	1	—	—	—
713940	Fitness & recreational sports centers	325	785	3 428	16	7	—	3	5	—	1	—	—	—
<b>72</b>	<b>Accommodation &amp; food services</b>	<b>5 031</b>	<b>11 615</b>	<b>53 050</b>	<b>325</b>	<b>91</b>	<b>60</b>	<b>83</b>	<b>76</b>	<b>12</b>	<b>3</b>	<b>—</b>	<b>—</b>	<b>—</b>
721	Accommodation	959	2 390	11 131	57	16	10	20	8	—	3	—	—	—
7211	Traveler accommodation	907	2 283	10 366	47	11	7	18	8	—	3	—	—	—
72111	Hotels (exc casino hotels) & motels	894	2 263	10 276	44	10	5	18	8	—	3	—	—	—
721110	Hotels (exc casino hotels) & motels	894	2 263	10 276	44	10	5	18	8	—	3	—	—	—
722	Food services & drinking places	4 072	9 225	41 919	268	75	50	63	68	12	—	—	—	—
7221	Full-service restaurants	1 824	4 563	20 914	95	24	16	21	25	9	—	—	—	—
72211	Full-service restaurants	1 824	4 563	20 914	95	24	16	21	25	9	—	—	—	—
722110	Full-service restaurants	1 824	4 563	20 914	95	24	16	21	25	9	—	—	—	—
7222	Limited-service eating places	1 659	3 201	13 704	114	35	18	22	36	3	—	—	—	—
72221	Limited-service eating places	1 659	3 201	13 704	114	35	18	22	36	3	—	—	—	—
722211	Limited-service restaurants	1 446	2 825	11 897	79	15	11	17	33	3	—	—	—	—
7224	Drinking places (alcoholic beverages)	580	1 383	6 136	53	10	16	20	7	—	—	—	—	—
72241	Drinking places (alcoholic beverages)	580	1 383	6 136	53	10	16	20	7	—	—	—	—	—
722410	Drinking places (alcoholic beverages)	580	1 383	6 136	53	10	16	20	7	—	—	—	—	—

See footnotes at end of table.

**Table 6. Counties—Employees, Payroll, and Establishments by Industry: 2002—Con.**

[Excludes most government employees, railroad employees, and self-employed persons. Size class 1 to 4 includes establishments with payroll, but no employees, during mid-March pay period. (D) denotes figures withheld to avoid disclosing data for individual companies; the data are included in broader industry totals. Detailed industries with 100 or more employees are shown if industry was not a (D). For explanation of terms, abbreviations, and data reliability/comparability, see introductory text]

NAICS code	Industry	Number of employees for week including March 12	Payroll (\$1,000)		Total number of establishments	Number of establishments by employment-size class								
			First quarter	Annual		1 to 4	5 to 9	10 to 19	20 to 49	50 to 99	100 to 249	250 to 499	500 to 999	1,000 or more
<b>MISSOULA—Con.</b>														
<b>81</b>	<b>Other services (except public administration)</b> .....	<b>2 050</b>	<b>8 542</b>	<b>35 222</b>	<b>361</b>	<b>217</b>	<b>86</b>	<b>43</b>	<b>11</b>	<b>4</b>	—	—	—	—
811	Repair & maintenance .....	641	3 622	14 926	142	97	27	15	3	—	—	—	—	—
8111	Automotive repair & maintenance .....	492	2 593	11 451	103	65	24	12	2	—	—	—	—	—
81111	Automotive mechanical & electrical R&M .....	212	1 192	5 218	54	37	12	5	—	—	—	—	—	—
811111	General automotive repair .....	150	856	3 703	40	29	7	4	—	—	—	—	—	—
81112	Automotive body, paint, interior & glass repair .....	172	1 055	4 616	25	12	7	4	2	—	—	—	—	—
811121	Automotive body, paint & interior R&M .....	150	904	3 971	19	8	5	4	2	—	—	—	—	—
81119	Other automotive R&M .....	108	346	1 617	24	16	5	3	—	—	—	—	—	—
812	Personal & laundry services .....	499	1 543	6 783	74	38	23	10	1	2	—	—	—	—
8121	Personal care services .....	215	667	2 845	30	12	10	7	1	—	—	—	—	—
81211	Hair, nail & skin care services .....	191	625	2 674	25	9	9	6	1	—	—	—	—	—
8123	Drycleaning & laundry services .....	175	550	2 294	11	2	6	1	—	2	—	—	—	—
813	Religious, grantmaking, civic, prof & like organizations .....	910	3 377	13 513	145	82	36	18	7	2	—	—	—	—
8131	Religious organizations .....	390	964	3 866	62	32	16	9	5	—	—	—	—	—
81311	Religious organizations .....	390	964	3 866	62	32	16	9	5	—	—	—	—	—
813110	Religious organizations .....	390	964	3 866	62	32	16	9	5	—	—	—	—	—
8132	Grantmaking & giving services .....	118	610	2 342	12	7	3	1	—	1	—	—	—	—
81321	Grantmaking & giving services .....	118	610	2 342	12	7	3	1	—	1	—	—	—	—
8133	Social advocacy organizations .....	119	655	2 711	25	12	11	2	—	—	—	—	—	—
81331	Social advocacy organizations .....	119	655	2 711	25	12	11	2	—	—	—	—	—	—
8134	Civic & social organizations .....	103	245	919	17	10	3	2	2	—	—	—	—	—
81341	Civic & social organizations .....	103	245	919	17	10	3	2	2	—	—	—	—	—
813410	Civic & social organizations .....	103	245	919	17	10	3	2	2	—	—	—	—	—
8139	Business, labor, political, like organizations .....	180	903	3 675	29	21	3	4	—	1	—	—	—	—
<b>95</b>	<b>Auxiliaries (exc corporate, subsidiary &amp; regional mgt)</b> .....	<b>(B)</b>	<b>(D)</b>	<b>(D)</b>	<b>3</b>	<b>1</b>	—	<b>2</b>	—	—	—	—	—	—
<b>99</b>	<b>Unclassified establishments</b> .....	<b>17</b>	<b>79</b>	<b>323</b>	<b>13</b>	<b>12</b>	—	<b>1</b>	—	—	—	—	—	—
<b>MUSSELSHELL</b>														
	<b>Total</b> .....	<b>812</b>	<b>3 471</b>	<b>14 854</b>	<b>135</b>	<b>100</b>	<b>17</b>	<b>12</b>	<b>4</b>	—	<b>2</b>	—	—	—
<b>11</b>	<b>Forestry, fishing, hunting, and agriculture support</b> .....	<b>6</b>	<b>26</b>	<b>103</b>	<b>3</b>	<b>3</b>	—	—	—	—	—	—	—	—
<b>21</b>	<b>Mining</b> .....	<b>(B)</b>	<b>(D)</b>	<b>(D)</b>	<b>6</b>	<b>3</b>	<b>2</b>	—	<b>1</b>	—	—	—	—	—
<b>22</b>	<b>Utilities</b> .....	<b>(A)</b>	<b>(D)</b>	<b>(D)</b>	<b>3</b>	<b>3</b>	—	—	—	—	—	—	—	—
<b>23</b>	<b>Construction</b> .....	<b>42</b>	<b>211</b>	<b>994</b>	<b>14</b>	<b>12</b>	<b>1</b>	<b>1</b>	—	—	—	—	—	—
<b>31-33</b>	<b>Manufacturing</b> .....	<b>26</b>	<b>96</b>	<b>422</b>	<b>7</b>	<b>5</b>	<b>1</b>	<b>1</b>	—	—	—	—	—	—
<b>42</b>	<b>Wholesale trade</b> .....	<b>(B)</b>	<b>(D)</b>	<b>(D)</b>	<b>11</b>	<b>10</b>	—	<b>1</b>	—	—	—	—	—	—
<b>44-45</b>	<b>Retail trade</b> .....	<b>119</b>	<b>386</b>	<b>1 545</b>	<b>19</b>	<b>10</b>	<b>6</b>	<b>1</b>	<b>2</b>	—	—	—	—	—
<b>48-49</b>	<b>Transportation &amp; warehousing</b> .....	<b>(A)</b>	<b>(D)</b>	<b>(D)</b>	<b>7</b>	<b>5</b>	<b>2</b>	—	—	—	—	—	—	—
<b>51</b>	<b>Information</b> .....	<b>(A)</b>	<b>(D)</b>	<b>(D)</b>	<b>2</b>	<b>1</b>	—	<b>1</b>	—	—	—	—	—	—
<b>52</b>	<b>Finance &amp; insurance</b> .....	<b>30</b>	<b>164</b>	<b>747</b>	<b>5</b>	<b>3</b>	<b>1</b>	<b>1</b>	—	—	—	—	—	—
<b>53</b>	<b>Real estate &amp; rental &amp; leasing</b> .....	<b>4</b>	<b>12</b>	<b>59</b>	<b>4</b>	<b>4</b>	—	—	—	—	—	—	—	—
<b>54</b>	<b>Professional, scientific &amp; technical services</b> .....	<b>15</b>	<b>60</b>	<b>263</b>	<b>9</b>	<b>9</b>	—	—	—	—	—	—	—	—
<b>55</b>	<b>Management of companies &amp; enterprises</b> .....	<b>(A)</b>	<b>(D)</b>	<b>(D)</b>	<b>1</b>	<b>1</b>	—	—	—	—	—	—	—	—
<b>56</b>	<b>Admin. support, waste mgt, remediation services</b> .....	<b>(A)</b>	<b>(D)</b>	<b>(D)</b>	<b>3</b>	<b>3</b>	—	—	—	—	—	—	—	—
<b>62</b>	<b>Health care and social assistance</b> .....	<b>154</b>	<b>744</b>	<b>2 969</b>	<b>11</b>	<b>7</b>	<b>1</b>	<b>2</b>	—	—	<b>1</b>	—	—	—
622	Hospitals .....	(C)	(D)	(D)	1	—	—	—	—	—	1	—	—	—
6221	General medical & surgical hospitals .....	(C)	(D)	(D)	1	—	—	—	—	—	1	—	—	—
62211	General medical & surgical hospitals .....	(C)	(D)	(D)	1	—	—	—	—	—	1	—	—	—
<b>71</b>	<b>Arts, entertainment &amp; recreation</b> .....	<b>(C)</b>	<b>(D)</b>	<b>(D)</b>	<b>5</b>	<b>4</b>	—	—	—	—	<b>1</b>	—	—	—
713	Amusement, gambling & recreation industries .....	(C)	(D)	(D)	5	4	—	—	—	—	1	—	—	—
7132	Gambling industries .....	(C)	(D)	(D)	1	—	—	—	—	—	1	—	—	—
71329	Other gambling industries .....	(C)	(D)	(D)	1	—	—	—	—	—	1	—	—	—
<b>72</b>	<b>Accommodation &amp; food services</b> .....	<b>91</b>	<b>132</b>	<b>566</b>	<b>13</b>	<b>6</b>	<b>2</b>	<b>4</b>	<b>1</b>	—	—	—	—	—
<b>81</b>	<b>Other services (except public administration)</b> .....	<b>29</b>	<b>104</b>	<b>446</b>	<b>12</b>	<b>11</b>	<b>1</b>	—	—	—	—	—	—	—

See footnotes at end of table.

**Table 6. Counties—Employees, Payroll, and Establishments by Industry: 2002—Con.**

[Excludes most government employees, railroad employees, and self-employed persons. Size class 1 to 4 includes establishments with payroll, but no employees, during mid-March pay period. (D) denotes figures withheld to avoid disclosing data for individual companies; the data are included in broader industry totals. Detailed industries with 100 or more employees are shown if industry was not a (D). For explanation of terms, abbreviations, and data reliability/comparability, see introductory text]

NAICS code	Industry	Number of employees for week including March 12	Payroll (\$1,000)		Total number of establishments	Number of establishments by employment-size class									
			First quarter	Annual		1 to 4	5 to 9	10 to 19	20 to 49	50 to 99	100 to 249	250 to 499	500 to 999	1,000 or more	
	<b>PARK</b>														
	<b>Total</b> .....	<b>4 240</b>	<b>20 172</b>	<b>90 309</b>	<b>722</b>	<b>488</b>	<b>127</b>	<b>60</b>	<b>38</b>	<b>7</b>	<b>2</b>	—	—	—	—
11	<b>Forestry, fishing, hunting, and agriculture support</b> .....	<b>10</b>	<b>92</b>	<b>309</b>	<b>8</b>	<b>8</b>	—	—	—	—	—	—	—	—	—
21	<b>Mining</b> .....	<b>(A)</b>	<b>(D)</b>	<b>(D)</b>	<b>2</b>	<b>2</b>	—	—	—	—	—	—	—	—	—
22	<b>Utilities</b> .....	<b>(B)</b>	<b>(D)</b>	<b>(D)</b>	<b>5</b>	<b>4</b>	—	—	<b>1</b>	—	—	—	—	—	—
23	<b>Construction</b> .....	<b>323</b>	<b>1 751</b>	<b>7 951</b>	<b>100</b>	<b>78</b>	<b>14</b>	<b>6</b>	<b>2</b>	—	—	—	—	—	—
233	Building, developing & general contracting .....	(C)	(D)	(D)	31	25	2	3	1	—	—	—	—	—	—
2332	Residential building construction .....	(C)	(D)	(D)	29	23	2	3	1	—	—	—	—	—	—
23321	Single-family housing construction .....	(C)	(D)	(D)	29	23	2	3	1	—	—	—	—	—	—
235	Special trade contractors .....	174	1 046	5 074	63	49	10	3	1	—	—	—	—	—	—
31-33	<b>Manufacturing</b> .....	<b>390</b>	<b>2 603</b>	<b>10 965</b>	<b>33</b>	<b>22</b>	<b>6</b>	—	<b>3</b>	<b>2</b>	—	—	—	—	—
321	Wood product mfg .....	(C)	(D)	(D)	3	—	2	—	—	1	—	—	—	—	—
3211	Sawmills & wood preservation .....	(C)	(D)	(D)	3	—	2	—	—	1	—	—	—	—	—
32111	Sawmills & wood preservation .....	(C)	(D)	(D)	3	—	2	—	—	1	—	—	—	—	—
337	Furniture & related product mfg .....	(C)	(D)	(D)	5	3	1	—	—	1	—	—	—	—	—
42	<b>Wholesale trade</b> .....	<b>102</b>	<b>606</b>	<b>3 021</b>	<b>22</b>	<b>13</b>	<b>6</b>	<b>2</b>	<b>1</b>	—	—	—	—	—	—
44-45	<b>Retail trade</b> .....	<b>699</b>	<b>3 018</b>	<b>13 314</b>	<b>118</b>	<b>68</b>	<b>30</b>	<b>11</b>	<b>8</b>	<b>1</b>	—	—	—	—	—
441	Motor vehicle & parts dealers .....	136	893	3 740	13	3	6	1	3	—	—	—	—	—	—
445	Food & beverage stores .....	175	715	3 304	14	5	5	1	2	1	—	—	—	—	—
4451	Grocery stores .....	(C)	(D)	(D)	10	3	3	1	2	1	—	—	—	—	—
44511	Grocery (except convenience) stores .....	155	659	2 966	8	2	2	1	2	1	—	—	—	—	—
445110	Grocery (except convenience) stores .....	155	659	2 966	8	2	2	1	2	1	—	—	—	—	—
447	Gasoline stations .....	109	364	1 538	16	5	8	2	1	—	—	—	—	—	—
4471	Gasoline stations .....	109	364	1 538	16	5	8	2	1	—	—	—	—	—	—
48-49	<b>Transportation &amp; warehousing</b> .....	<b>50</b>	<b>260</b>	<b>943</b>	<b>18</b>	<b>15</b>	<b>1</b>	<b>2</b>	—	—	—	—	—	—	—
51	<b>Information</b> .....	<b>104</b>	<b>448</b>	<b>2 026</b>	<b>17</b>	<b>12</b>	<b>3</b>	<b>1</b>	—	<b>1</b>	—	—	—	—	—
52	<b>Finance &amp; insurance</b> .....	<b>196</b>	<b>1 558</b>	<b>6 179</b>	<b>32</b>	<b>20</b>	<b>6</b>	<b>2</b>	<b>4</b>	—	—	—	—	—	—
522	Credit intermediation & related activities .....	152	1 303	5 028	15	5	5	1	4	—	—	—	—	—	—
5221	Depository credit intermediation .....	(C)	(D)	(D)	11	2	4	1	4	—	—	—	—	—	—
53	<b>Real estate &amp; rental &amp; leasing</b> .....	<b>44</b>	<b>160</b>	<b>867</b>	<b>25</b>	<b>23</b>	<b>2</b>	—	—	—	—	—	—	—	—
54	<b>Professional, scientific &amp; technical services</b> .....	<b>207</b>	<b>1 131</b>	<b>5 078</b>	<b>63</b>	<b>48</b>	<b>12</b>	<b>1</b>	<b>2</b>	—	—	—	—	—	—
541	Professional, scientific & technical services .....	207	1 131	5 078	63	48	12	1	2	—	—	—	—	—	—
55	<b>Management of companies &amp; enterprises</b> .....	<b>22</b>	<b>269</b>	<b>1 137</b>	<b>4</b>	<b>3</b>	—	<b>1</b>	—	—	—	—	—	—	—
56	<b>Admin, support, waste mgt, remediation services</b> .....	<b>51</b>	<b>175</b>	<b>950</b>	<b>22</b>	<b>18</b>	<b>4</b>	—	—	—	—	—	—	—	—
61	<b>Educational services</b> .....	<b>14</b>	<b>62</b>	<b>209</b>	<b>4</b>	<b>3</b>	—	<b>1</b>	—	—	—	—	—	—	—
62	<b>Health care and social assistance</b> .....	<b>679</b>	<b>3 880</b>	<b>16 129</b>	<b>52</b>	<b>32</b>	<b>6</b>	<b>7</b>	<b>4</b>	<b>2</b>	<b>1</b>	—	—	—	—
621	Ambulatory health care services .....	192	1 412	6 246	31	23	3	2	3	—	—	—	—	—	—
622	Hospitals .....	(C)	(D)	(D)	1	—	—	—	—	—	1	—	—	—	—
6221	General medical & surgical hospitals .....	(C)	(D)	(D)	1	—	—	—	—	—	1	—	—	—	—
62211	General medical & surgical hospitals .....	(C)	(D)	(D)	1	—	—	—	—	—	1	—	—	—	—
623	Nursing & residential care facilities .....	170	693	2 729	5	—	—	3	1	1	—	—	—	—	—
624	Social assistance .....	(C)	(D)	(D)	15	9	3	2	—	1	—	—	—	—	—
6241	Individual & family services .....	(C)	(D)	(D)	7	2	2	2	—	1	—	—	—	—	—
71	<b>Arts, entertainment &amp; recreation</b> .....	<b>105</b>	<b>268</b>	<b>1 742</b>	<b>33</b>	<b>25</b>	<b>4</b>	<b>4</b>	—	—	—	—	—	—	—
72	<b>Accommodation &amp; food services</b> .....	<b>884</b>	<b>1 961</b>	<b>11 375</b>	<b>101</b>	<b>50</b>	<b>20</b>	<b>19</b>	<b>11</b>	—	<b>1</b>	—	—	—	—
721	Accommodation .....	327	906	5 856	39	20	10	7	1	—	1	—	—	—	—
7211	Traveler accommodation .....	319	891	5 464	32	14	9	7	1	—	1	—	—	—	—
72111	Hotels (exc casino hotels) & motels .....	316	887	5 445	29	11	9	7	1	—	1	—	—	—	—
721110	Hotels (exc casino hotels) & motels .....	316	887	5 445	29	11	9	7	1	—	1	—	—	—	—
722	Food services & drinking places .....	557	1 055	5 519	62	30	10	12	10	—	—	—	—	—	—
7221	Full-service restaurants .....	238	543	3 010	24	11	2	7	4	—	—	—	—	—	—
72211	Full-service restaurants .....	238	543	3 010	24	11	2	7	4	—	—	—	—	—	—
722110	Full-service restaurants .....	238	543	3 010	24	11	2	7	4	—	—	—	—	—	—
7222	Limited-service eating places .....	221	348	1 719	21	10	3	3	5	—	—	—	—	—	—
72221	Limited-service eating places .....	221	348	1 719	21	10	3	3	5	—	—	—	—	—	—
722211	Limited-service restaurants .....	205	320	1 585	15	5	2	3	5	—	—	—	—	—	—
81	<b>Other services (except public administration)</b> .....	<b>320</b>	<b>1 533</b>	<b>6 402</b>	<b>59</b>	<b>41</b>	<b>12</b>	<b>3</b>	<b>2</b>	<b>1</b>	—	—	—	—	—
813	Religious, grantmaking, civic, prof & like organizations .....	180	931	3 698	24	19	2	1	1	1	—	—	—	—	—
8131	Religious organizations .....	148	839	3 338	13	10	1	—	1	1	—	—	—	—	—
81311	Religious organizations .....	148	839	3 338	13	10	1	—	1	1	—	—	—	—	—
813110	Religious organizations .....	148	839	3 338	13	10	1	—	1	1	—	—	—	—	—
95	<b>Auxiliaries (exc corporate, subsidiary &amp; regional mgt)</b> .....	<b>(A)</b>	<b>(D)</b>	<b>(D)</b>	<b>2</b>	<b>1</b>	<b>1</b>	—	—	—	—	—	—	—	—
99	<b>Unclassified establishments</b> .....	<b>(A)</b>	<b>(D)</b>	<b>(D)</b>	<b>2</b>	<b>2</b>	—	—	—	—	—	—	—	—	—

See footnotes at end of table.

**Table 6. Counties—Employees, Payroll, and Establishments by Industry: 2002—Con.**

[Excludes most government employees, railroad employees, and self-employed persons. Size class 1 to 4 includes establishments with payroll, but no employees, during mid-March pay period. (D) denotes figures withheld to avoid disclosing data for individual companies; the data are included in broader industry totals. Detailed industries with 100 or more employees are shown if industry was not a (D). For explanation of terms, abbreviations, and data reliability/comparability, see introductory text]

NAICS code	Industry	Number of employees for week including March 12	Payroll (\$1,000)		Total number of establishments	Number of establishments by employment-size class								
			First quarter	Annual		1 to 4	5 to 9	10 to 19	20 to 49	50 to 99	100 to 249	250 to 499	500 to 999	1,000 or more
<b>PETROLEUM</b>														
	<b>Total</b> .....	24	89	471	11	9	2	-	-	-	-	-	-	-
22	Utilities .....	(A)	(D)	(D)	2	1	1	-	-	-	-	-	-	-
44-45	Retail trade .....	(A)	(D)	(D)	2	2	-	-	-	-	-	-	-	-
48-49	Transportation & warehousing .....	(A)	(D)	(D)	1	-	1	-	-	-	-	-	-	-
53	Real estate & rental & leasing .....	(A)	(D)	(D)	1	1	-	-	-	-	-	-	-	-
54	Professional, scientific & technical services .....	(A)	(D)	(D)	1	1	-	-	-	-	-	-	-	-
62	Health care and social assistance .....	(A)	(D)	(D)	1	1	-	-	-	-	-	-	-	-
72	Accommodation & food services .....	(A)	(D)	(D)	3	3	-	-	-	-	-	-	-	-
<b>PHILLIPS</b>														
	<b>Total</b> .....	778	3 197	14 052	146	94	31	12	8	1	-	-	-	-
11	Forestry, fishing, hunting, and agriculture support .....	(A)	(D)	(D)	2	2	-	-	-	-	-	-	-	-
21	Mining .....	(A)	(D)	(D)	1	1	-	-	-	-	-	-	-	-
22	Utilities .....	16	166	750	3	2	-	1	-	-	-	-	-	-
23	Construction .....	27	100	860	19	18	1	-	-	-	-	-	-	-
31-33	Manufacturing .....	(A)	(D)	(D)	4	3	1	-	-	-	-	-	-	-
42	Wholesale trade .....	51	330	1 453	5	2	1	1	1	-	-	-	-	-
44-45	Retail trade .....	186	627	2 828	30	15	8	5	2	-	-	-	-	-
48-49	Transportation & warehousing .....	43	309	1 184	12	9	2	1	-	-	-	-	-	-
51	Information .....	(A)	(D)	(D)	2	-	1	1	-	-	-	-	-	-
52	Finance & insurance .....	51	377	1 513	6	2	2	1	1	-	-	-	-	-
53	Real estate & rental & leasing .....	4	7	32	4	4	-	-	-	-	-	-	-	-
54	Professional, scientific & technical services .....	24	149	459	8	7	1	-	-	-	-	-	-	-
56	Admin, support, waste mgt, remediation services .....	(A)	(D)	(D)	3	3	-	-	-	-	-	-	-	-
61	Educational services .....	(A)	(D)	(D)	1	-	1	-	-	-	-	-	-	-
62	Health care and social assistance .....	197	712	3 017	12	5	2	1	3	1	-	-	-	-
71	Arts, entertainment & recreation .....	(A)	(D)	(D)	1	1	-	-	-	-	-	-	-	-
72	Accommodation & food services .....	107	170	717	20	10	8	1	1	-	-	-	-	-
81	Other services (except public administration) .....	31	115	506	11	8	3	-	-	-	-	-	-	-
95	Auxiliaries (exc corporate, subsidiary & regional mgt) .....	(A)	(D)	(D)	1	1	-	-	-	-	-	-	-	-
99	Unclassified establishments .....	(A)	(D)	(D)	1	1	-	-	-	-	-	-	-	-
<b>PONDERA</b>														
	<b>Total</b> .....	1 330	6 048	26 759	189	112	47	20	6	2	2	-	-	-
11	Forestry, fishing, hunting, and agriculture support .....	(A)	(D)	(D)	1	1	-	-	-	-	-	-	-	-
21	Mining .....	(A)	(D)	(D)	2	2	-	-	-	-	-	-	-	-
22	Utilities .....	(A)	(D)	(D)	4	3	-	1	-	-	-	-	-	-
23	Construction .....	208	1 592	8 171	19	14	2	1	1	-	1	-	-	-
233	Building, developing & general contracting .....	(C)	(D)	(D)	6	4	-	-	1	-	1	-	-	-
2333	Nonresidential building construction .....	(C)	(D)	(D)	3	1	-	-	1	-	1	-	-	-
23332	Commercial & institutional bldg construction ..	(C)	(D)	(D)	3	1	-	-	1	-	1	-	-	-
31-33	Manufacturing .....	(B)	(D)	(D)	4	2	1	-	-	1	-	-	-	-
42	Wholesale trade .....	86	488	2 090	16	6	7	3	-	-	-	-	-	-
44-45	Retail trade .....	310	1 274	4 623	37	19	7	8	2	1	-	-	-	-
48-49	Transportation & warehousing .....	7	25	177	8	8	-	-	-	-	-	-	-	-
51	Information .....	12	65	261	5	4	1	-	-	-	-	-	-	-
52	Finance & insurance .....	61	435	1 667	11	6	4	-	1	-	-	-	-	-
53	Real estate & rental & leasing .....	(A)	(D)	(D)	7	5	2	-	-	-	-	-	-	-
54	Professional, scientific & technical services .....	50	244	1 122	14	9	4	1	-	-	-	-	-	-
56	Admin, support, waste mgt, remediation services .....	(A)	(D)	(D)	2	2	-	-	-	-	-	-	-	-
62	Health care and social assistance .....	302	1 097	5 197	21	12	4	3	1	-	1	-	-	-
622	Hospitals .....	(C)	(D)	(D)	1	-	-	-	-	-	1	-	-	-
6221	General medical & surgical hospitals .....	(C)	(D)	(D)	1	-	-	-	-	-	1	-	-	-
62211	General medical & surgical hospitals .....	(C)	(D)	(D)	1	-	-	-	-	-	1	-	-	-
71	Arts, entertainment & recreation .....	(A)	(D)	(D)	2	1	1	-	-	-	-	-	-	-
72	Accommodation & food services .....	101	156	700	14	6	5	2	1	-	-	-	-	-
81	Other services (except public administration) .....	86	159	619	21	11	9	1	-	-	-	-	-	-

See footnotes at end of table.



**Table 6. Counties—Employees, Payroll, and Establishments by Industry: 2002—Con.**

[Excludes most government employees, railroad employees, and self-employed persons. Size class 1 to 4 includes establishments with payroll, but no employees, during mid-March pay period. (D) denotes figures withheld to avoid disclosing data for individual companies; the data are included in broader industry totals. Detailed industries with 100 or more employees are shown if industry was not a (D). For explanation of terms, abbreviations, and data reliability/comparability, see introductory text]

NAICS code	Industry	Number of employees for week including March 12	Payroll (\$1,000)		Total number of establishments	Number of establishments by employment-size class									
			First quarter	Annual		1 to 4	5 to 9	10 to 19	20 to 49	50 to 99	100 to 249	250 to 499	500 to 999	1,000 or more	
<b>PONDERA—Con.</b>															
99	Unclassified establishments .....	(A)	(D)	(D)	1	1	-	-	-	-	-	-	-	-	
<b>POWDER RIVER</b>															
	Total .....	233	609	2 879	73	58	8	6	1	-	-	-	-	-	
11	Forestry, fishing, hunting, and agriculture support .....	(A)	(D)	(D)	1	1	-	-	-	-	-	-	-	-	
21	Mining .....	(A)	(D)	(D)	4	4	-	-	-	-	-	-	-	-	
22	Utilities .....	(A)	(D)	(D)	1	1	-	-	-	-	-	-	-	-	
23	Construction .....	12	31	225	11	10	1	-	-	-	-	-	-	-	
31-33	Manufacturing .....	(A)	(D)	(D)	1	1	-	-	-	-	-	-	-	-	
44-45	Retail trade .....	87	228	1 019	16	11	2	2	1	-	-	-	-	-	
48-49	Transportation & warehousing .....	10	15	40	9	9	-	-	-	-	-	-	-	-	
51	Information .....	(A)	(D)	(D)	1	1	-	-	-	-	-	-	-	-	
52	Finance & insurance .....	18	107	461	3	2	-	1	-	-	-	-	-	-	
53	Real estate & rental & leasing .....	(A)	(D)	(D)	2	2	-	-	-	-	-	-	-	-	
54	Professional, scientific & technical services .....	14	33	120	3	1	2	-	-	-	-	-	-	-	
62	Health care and social assistance .....	6	5	25	3	3	-	-	-	-	-	-	-	-	
71	Arts, entertainment & recreation .....	8	20	156	5	4	1	-	-	-	-	-	-	-	
72	Accommodation & food services .....	55	73	373	7	2	2	3	-	-	-	-	-	-	
81	Other services (except public administration) .....	(A)	(D)	(D)	6	6	-	-	-	-	-	-	-	-	
<b>POWELL</b>															
	Total .....	1 157	4 980	21 601	143	83	27	19	11	2	1	-	-	-	
11	Forestry, fishing, hunting, and agriculture support .....	48	440	1 642	7	5	1	-	1	-	-	-	-	-	
21	Mining .....	(A)	(D)	(D)	1	1	-	-	-	-	-	-	-	-	
22	Utilities .....	(A)	(D)	(D)	2	1	1	-	-	-	-	-	-	-	
23	Construction .....	35	206	1 273	15	12	2	1	-	-	-	-	-	-	
31-33	Manufacturing .....	(C)	(D)	(D)	7	6	-	-	-	-	1	-	-	-	
321	Wood product mfg .....	(C)	(D)	(D)	2	1	-	-	-	-	1	-	-	-	
3211	Sawmills & wood preservation .....	(C)	(D)	(D)	1	-	-	-	-	-	1	-	-	-	
32111	Sawmills & wood preservation .....	(C)	(D)	(D)	1	-	-	-	-	-	1	-	-	-	
42	Wholesale trade .....	(B)	(D)	(D)	2	-	1	-	1	-	-	-	-	-	
44-45	Retail trade .....	153	589	2 498	17	5	6	4	2	-	-	-	-	-	
48-49	Transportation & warehousing .....	21	74	323	8	6	2	-	-	-	-	-	-	-	
51	Information .....	16	39	161	4	3	1	-	-	-	-	-	-	-	
52	Finance & insurance .....	39	258	1 119	6	3	1	2	-	-	-	-	-	-	
53	Real estate & rental & leasing .....	(A)	(D)	(D)	4	3	1	-	-	-	-	-	-	-	
54	Professional, scientific & technical services .....	(A)	(D)	(D)	3	2	1	-	-	-	-	-	-	-	
56	Admin, support, waste mgt, remediation services .....	(B)	(D)	(D)	2	1	-	-	1	-	-	-	-	-	
61	Educational services .....	(A)	(D)	(D)	2	2	-	-	-	-	-	-	-	-	
62	Health care and social assistance .....	348	1 262	4 544	21	8	2	5	4	2	-	-	-	-	
623	Nursing & residential care facilities .....	199	621	2 029	7	-	-	3	3	1	-	-	-	-	
6232	Residential mental retardation, health facil .....	(C)	(D)	(D)	6	-	-	3	3	-	-	-	-	-	
62322	Residential mental health, subst abuse facil ..	(C)	(D)	(D)	6	-	-	3	3	-	-	-	-	-	
71	Arts, entertainment & recreation .....	28	57	395	6	4	1	1	-	-	-	-	-	-	
72	Accommodation & food services .....	187	370	1 741	26	12	6	6	2	-	-	-	-	-	
722	Food services & drinking places .....	165	319	1 438	20	8	5	5	2	-	-	-	-	-	
7221	Full-service restaurants .....	101	223	1 120	11	4	2	4	1	-	-	-	-	-	
72211	Full-service restaurants .....	101	223	1 120	11	4	2	4	1	-	-	-	-	-	
722110	Full-service restaurants .....	101	223	1 120	11	4	2	4	1	-	-	-	-	-	
81	Other services (except public administration) .....	22	46	190	10	9	1	-	-	-	-	-	-	-	

See footnotes at end of table.

**Table 6. Counties—Employees, Payroll, and Establishments by Industry: 2002—Con.**

[Excludes most government employees, railroad employees, and self-employed persons. Size class 1 to 4 includes establishments with payroll, but no employees, during mid-March pay period. (D) denotes figures withheld to avoid disclosing data for individual companies; the data are included in broader industry totals. Detailed industries with 100 or more employees are shown if industry was not a (D). For explanation of terms, abbreviations, and data reliability/comparability, see introductory text]

NAICS code	Industry	Number of employees for week including March 12	Payroll (\$1,000)		Total number of establishments	Number of establishments by employment-size class									
			First quarter	Annual		1 to 4	5 to 9	10 to 19	20 to 49	50 to 99	100 to 249	250 to 499	500 to 999	1,000 or more	
<b>PRAIRIE</b>															
	<b>Total</b> .....	<b>123</b>	<b>677</b>	<b>2 735</b>	<b>28</b>	<b>19</b>	<b>6</b>	<b>2</b>	<b>1</b>	—	—	—	—	—	
22	Utilities .....	(A)	(D)	(D)	1	1	—	—	—	—	—	—	—	—	
23	Construction .....	8	11	56	3	3	—	—	—	—	—	—	—	—	
31-33	Manufacturing .....	(A)	(D)	(D)	1	1	—	—	—	—	—	—	—	—	
42	Wholesale trade .....	(A)	(D)	(D)	2	1	1	—	—	—	—	—	—	—	
44-45	Retail trade .....	40	122	546	6	2	2	2	—	—	—	—	—	—	
48-49	Transportation & warehousing .....	(A)	(D)	(D)	1	1	—	—	—	—	—	—	—	—	
51	Information .....	(A)	(D)	(D)	1	1	—	—	—	—	—	—	—	—	
52	Finance & insurance .....	19	220	800	4	2	2	—	—	—	—	—	—	—	
53	Real estate & rental & leasing .....	(A)	(D)	(D)	1	1	—	—	—	—	—	—	—	—	
54	Professional, scientific & technical services .....	(A)	(D)	(D)	2	2	—	—	—	—	—	—	—	—	
62	Health care and social assistance .....	(B)	(D)	(D)	1	—	—	—	1	—	—	—	—	—	
72	Accommodation & food services .....	(A)	(D)	(D)	2	2	—	—	—	—	—	—	—	—	
81	Other services (except public administration) .....	12	49	208	3	2	1	—	—	—	—	—	—	—	
<b>RAVALLI</b>															
	<b>Total</b> .....	<b>7 603</b>	<b>38 012</b>	<b>167 580</b>	<b>1 263</b>	<b>856</b>	<b>224</b>	<b>100</b>	<b>63</b>	<b>15</b>	<b>5</b>	—	—	—	
11	Forestry, fishing, hunting, and agriculture support .....	61	389	1 686	24	20	3	1	—	—	—	—	—	—	
21	Mining .....	(A)	(D)	(D)	2	2	—	—	—	—	—	—	—	—	
22	Utilities .....	(B)	(D)	(D)	5	3	—	1	1	—	—	—	—	—	
23	Construction .....	747	3 840	19 386	235	185	31	14	5	—	—	—	—	—	
233	Building, developing & general contracting .....	343	1 790	8 714	91	70	10	8	3	—	—	—	—	—	
2332	Residential building construction .....	309	1 609	7 838	82	63	9	7	3	—	—	—	—	—	
23321	Single-family housing construction .....	296	1 552	7 518	78	60	8	7	3	—	—	—	—	—	
233210	Single-family housing construction .....	296	1 552	7 518	78	60	8	7	3	—	—	—	—	—	
235	Special trade contractors .....	322	1 513	7 384	126	101	20	5	—	—	—	—	—	—	
31-33	Manufacturing .....	998	7 209	31 761	90	58	11	7	8	5	1	—	—	—	
321	Wood product mfg .....	556	4 375	19 811	24	7	4	5	3	5	—	—	—	—	
3219	Other wood product mfg .....	(F)	(D)	(D)	22	6	4	4	3	5	—	—	—	—	
32199	All other wood product mfg .....	442	3 733	16 871	16	5	4	1	1	5	—	—	—	—	
332	Fabricated metal product mfg .....	194	1 636	6 147	15	10	3	1	—	—	1	—	—	—	
3323	Architectural & structural metals mfg .....	(C)	(D)	(D)	4	3	—	—	—	1	—	—	—	—	
33231	Plate work & fabricated structural prod mfg .....	(C)	(D)	(D)	2	1	—	—	—	—	1	—	—	—	
42	Wholesale trade .....	241	1 766	7 627	57	44	7	2	4	—	—	—	—	—	
421	Wholesale trade, durable goods .....	186	1 512	6 562	42	32	5	2	3	—	—	—	—	—	
44-45	Retail trade .....	1 311	5 277	22 163	172	90	48	19	11	4	—	—	—	—	
441	Motor vehicle & parts dealers .....	138	825	3 337	19	9	6	2	2	—	—	—	—	—	
444	Bldg material & garden equip & supp dealers .....	187	736	3 244	28	14	7	6	1	—	—	—	—	—	
4441	Building material & supplies dealers .....	141	594	2 617	22	11	6	4	1	—	—	—	—	—	
445	Food & beverage stores .....	421	1 665	6 887	23	9	4	—	7	3	—	—	—	—	
4451	Grocery stores .....	401	1 587	6 508	15	3	2	—	7	3	—	—	—	—	
44511	Grocery (except convenience) stores .....	374	1 536	6 274	12	2	1	—	6	3	—	—	—	—	
445110	Grocery (except convenience) stores .....	374	1 536	6 274	12	2	1	—	6	3	—	—	—	—	
447	Gasoline stations .....	140	364	1 609	19	5	9	5	—	—	—	—	—	—	
4471	Gasoline stations .....	140	364	1 609	19	5	9	5	—	—	—	—	—	—	
48-49	Transportation & warehousing .....	239	968	4 350	50	35	9	3	3	—	—	—	—	—	
484	Truck transportation .....	156	709	3 289	34	23	7	2	2	—	—	—	—	—	
4841	General freight trucking .....	115	554	2 420	19	12	3	2	2	—	—	—	—	—	
48412	General freight trucking, long-distance .....	108	537	2 350	15	8	3	2	2	—	—	—	—	—	
484121	General freight trucking, long-distance, TL .....	108	537	2 350	15	8	3	2	2	—	—	—	—	—	
51	Information .....	98	443	2 057	19	13	3	2	1	—	—	—	—	—	
52	Finance & insurance .....	373	2 695	11 306	58	36	12	6	3	1	—	—	—	—	
522	Credit intermediation & related activities .....	256	1 755	7 429	23	9	5	5	3	1	—	—	—	—	
5221	Depository credit intermediation .....	250	1 708	7 206	19	5	5	5	3	1	—	—	—	—	
52211	Commercial banking .....	235	1 627	6 850	16	3	4	5	3	1	—	—	—	—	
522110	Commercial banking .....	235	1 627	6 850	16	3	4	5	3	1	—	—	—	—	
53	Real estate & rental & leasing .....	143	433	2 015	58	49	7	1	1	—	—	—	—	—	
531	Real estate .....	126	412	1 917	53	47	4	1	1	—	—	—	—	—	
54	Professional, scientific & technical services .....	355	2 803	11 616	94	76	15	2	—	—	1	—	—	—	
541	Professional, scientific & technical services .....	355	2 803	11 616	94	76	15	2	—	—	1	—	—	—	
5417	Scientific R&D services .....	(C)	(D)	(D)	2	1	—	—	—	—	1	—	—	—	
54171	R&D in physical, engineering & life sciences .....	(C)	(D)	(D)	2	1	—	—	—	—	1	—	—	—	
55	Management of companies & enterprises .....	(A)	(D)	(D)	1	1	—	—	—	—	—	—	—	—	

See footnotes at end of table.

**Table 6. Counties—Employees, Payroll, and Establishments by Industry: 2002—Con.**

[Excludes most government employees, railroad employees, and self-employed persons. Size class 1 to 4 includes establishments with payroll, but no employees, during mid-March pay period. (D) denotes figures withheld to avoid disclosing data for individual companies; the data are included in broader industry totals. Detailed industries with 100 or more employees are shown if industry was not a (D). For explanation of terms, abbreviations, and data reliability/comparability, see introductory text]

NAICS code	Industry	Number of employees for week including March 12	Payroll (\$1,000)		Total number of establishments	Number of establishments by employment-size class								
			First quarter	Annual		1 to 4	5 to 9	10 to 19	20 to 49	50 to 99	100 to 249	250 to 499	500 to 999	1,000 or more
<b>RAVALLI—Con.</b>														
<b>56</b>	<b>Admin, support, waste mgt, remediation services</b>	<b>366</b>	<b>1 239</b>	<b>5 805</b>	<b>41</b>	<b>31</b>	<b>2</b>	<b>3</b>	<b>3</b>	<b>1</b>	<b>1</b>			
561	Administrative & support services	333	1 046	5 383	36	28	1	3	2	1	1			
5614	Business support services	137	363	1 526	8	6	1				1			
56142	Telephone call centers (C)	(C)	(D)	(D)	1						1			
5617	Services to buildings & dwellings	104	455	2 785	20	16		2	2					
<b>61</b>	<b>Educational services</b>	<b>(B)</b>	<b>(D)</b>	<b>(D)</b>	<b>8</b>	<b>6</b>	<b>1</b>		<b>1</b>					
<b>62</b>	<b>Health care and social assistance</b>	<b>1 079</b>	<b>6 067</b>	<b>24 697</b>	<b>104</b>	<b>61</b>	<b>23</b>	<b>8</b>	<b>8</b>	<b>2</b>	<b>2</b>			
621	Ambulatory health care services	388	2 643	10 959	64	40	16	3	4	1				
6211	Offices of physicians	154	1 418	6 157	24	16	5	1	1	1				
62111	Offices of physicians	154	1 418	6 157	24	16	5	1	1	1				
621111	Offices of physicians (exc mental health)	154	1 418	6 157	24	16	5	1	1	1				
622	Hospitals (C)	(D)	(D)	(D)	2		1				1			
6221	General medical & surgical hospitals	(C)	(D)	(D)	2		1				1			
62211	General medical & surgical hospitals	(C)	(D)	(D)	2		1				1			
623	Nursing & residential care facilities	226	795	3 662	8	2	2	2		1	1			
6231	Nursing care facilities	(C)	(D)	(D)	3	1				1	1			
62311	Nursing care facilities	(C)	(D)	(D)	3	1				1	1			
624	Social assistance	(C)	(D)	(D)	30	19	4	3	4					
6241	Individual & family services	(C)	(D)	(D)	11	5		3	3					
<b>71</b>	<b>Arts, entertainment &amp; recreation</b>	<b>264</b>	<b>835</b>	<b>4 112</b>	<b>35</b>	<b>20</b>	<b>8</b>	<b>3</b>	<b>3</b>	<b>1</b>				
713	Amusement, gambling & recreation industries	233	750	3 658	27	15	6	2	3	1				
7139	Other amusement & recreation industries	160	551	2 846	19	13	3		2	1				
<b>72</b>	<b>Accommodation &amp; food services</b>	<b>775</b>	<b>1 529</b>	<b>7 397</b>	<b>97</b>	<b>39</b>	<b>27</b>	<b>22</b>	<b>9</b>					
722	Food services & drinking places	724	1 409	6 786	81	26	25	21	9					
7221	Full-service restaurants	389	808	3 710	39	11	10	13	5					
72211	Full-service restaurants	389	808	3 710	39	11	10	13	5					
722110	Full-service restaurants	389	808	3 710	39	11	10	13	5					
7222	Limited-service eating places	229	417	2 184	26	9	8	6	3					
72221	Limited-service eating places	229	417	2 184	26	9	8	6	3					
722211	Limited-service restaurants	205	389	2 038	20	6	6	5	3					
7224	Drinking places (alcoholic beverages)	(C)	(D)	(D)	13	3	7	2	1					
72241	Drinking places (alcoholic beverages)	(C)	(D)	(D)	13	3	7	2	1					
<b>81</b>	<b>Other services (except public administration)</b>	<b>479</b>	<b>1 951</b>	<b>9 163</b>	<b>110</b>	<b>84</b>	<b>17</b>	<b>6</b>	<b>2</b>	<b>1</b>				
811	Repair & maintenance	131	676	2 905	40	29	8	3						
8111	Automotive repair & maintenance	107	586	2 492	28	18	8	2						
813	Religious, grantmaking, civic, prof & like organizations	281	1 041	5 219	44	32	7	2	2	1				
8131	Religious organizations	120	349	1 432	27	20	4	2	1					
81311	Religious organizations	120	349	1 432	27	20	4	2	1					
813110	Religious organizations	120	349	1 432	27	20	4	2	1					
<b>99</b>	<b>Unclassified establishments</b>	<b>-</b>	<b>-</b>	<b>17</b>	<b>3</b>	<b>3</b>	<b>-</b>	<b>-</b>	<b>-</b>	<b>-</b>	<b>-</b>	<b>-</b>	<b>-</b>	<b>-</b>
<b>RICHLAND</b>														
	<b>Total</b>	<b>2 988</b>	<b>15 950</b>	<b>67 713</b>	<b>399</b>	<b>234</b>	<b>88</b>	<b>49</b>	<b>22</b>	<b>4</b>	<b>1</b>	<b>1</b>		
<b>11</b>	<b>Forestry, fishing, hunting, and agriculture support</b>	<b>(A)</b>	<b>(D)</b>	<b>(D)</b>	<b>3</b>	<b>3</b>								
<b>21</b>	<b>Mining</b>	<b>180</b>	<b>2 012</b>	<b>7 315</b>	<b>19</b>	<b>11</b>	<b>2</b>	<b>4</b>	<b>1</b>	<b>1</b>				
213	Mining support activities	(C)	(D)	(D)	15	8	2	3	1	1				
2131	Mining support activities	(C)	(D)	(D)	15	8	2	3	1	1				
21311	Mining support activities	(C)	(D)	(D)	15	8	2	3	1	1				
213112	Oil & gas operations support activities	156	1 159	5 367	13	7	1	3	1	1				
<b>22</b>	<b>Utilities</b>	<b>51</b>	<b>612</b>	<b>2 636</b>	<b>4</b>	<b>2</b>			<b>2</b>					
<b>23</b>	<b>Construction</b>	<b>145</b>	<b>801</b>	<b>4 831</b>	<b>43</b>	<b>32</b>	<b>8</b>	<b>2</b>	<b>1</b>					
<b>31-33</b>	<b>Manufacturing</b>	<b>346</b>	<b>2 537</b>	<b>10 853</b>	<b>10</b>	<b>1</b>	<b>4</b>	<b>1</b>	<b>1</b>	<b>2</b>	<b>1</b>			
311	Food mfg	(C)	(D)	(D)	3	1	1				1			
3113	Sugar & confectionery product mfg	(C)	(D)	(D)	1						1			
31131	Sugar mfg	(C)	(D)	(D)	1						1			
<b>42</b>	<b>Wholesale trade</b>	<b>221</b>	<b>1 256</b>	<b>4 823</b>	<b>22</b>	<b>11</b>	<b>3</b>	<b>6</b>	<b>2</b>					
422	Wholesale trade, nondurable goods	160	906	3 314	15	8	2	3	2					
<b>44-45</b>	<b>Retail trade</b>	<b>485</b>	<b>2 080</b>	<b>8 370</b>	<b>67</b>	<b>31</b>	<b>21</b>	<b>10</b>	<b>4</b>	<b>1</b>				
445	Food & beverage stores	(C)	(D)	(D)	5	1	2		1	1				
<b>48-49</b>	<b>Transportation &amp; warehousing</b>	<b>105</b>	<b>793</b>	<b>3 513</b>	<b>25</b>	<b>17</b>	<b>5</b>	<b>2</b>	<b>1</b>					
<b>51</b>	<b>Information</b>	<b>46</b>	<b>235</b>	<b>966</b>	<b>7</b>	<b>3</b>	<b>3</b>	<b>1</b>						
<b>52</b>	<b>Finance &amp; insurance</b>	<b>116</b>	<b>809</b>	<b>2 973</b>	<b>23</b>	<b>15</b>	<b>5</b>	<b>2</b>	<b>1</b>					
<b>53</b>	<b>Real estate &amp; rental &amp; leasing</b>	<b>27</b>	<b>98</b>	<b>378</b>	<b>13</b>	<b>12</b>	<b>1</b>							
<b>54</b>	<b>Professional, scientific &amp; technical services</b>	<b>107</b>	<b>643</b>	<b>3 163</b>	<b>33</b>	<b>25</b>	<b>4</b>	<b>4</b>						
541	Professional, scientific & technical services	107	643	3 163	33	25	4	4						

See footnotes at end of table.

**Table 6. Counties—Employees, Payroll, and Establishments by Industry: 2002—Con.**

[Excludes most government employees, railroad employees, and self-employed persons. Size class 1 to 4 includes establishments with payroll, but no employees, during mid-March pay period. (D) denotes figures withheld to avoid disclosing data for individual companies; the data are included in broader industry totals. Detailed industries with 100 or more employees are shown if industry was not a (D). For explanation of terms, abbreviations, and data reliability/comparability, see introductory text]

NAICS code	Industry	Number of employees for week including March 12	Payroll (\$1,000)		Total number of establishments	Number of establishments by employment-size class								
			First quarter	Annual		1 to 4	5 to 9	10 to 19	20 to 49	50 to 99	100 to 249	250 to 499	500 to 999	1,000 or more
<b>RICHLAND—Con.</b>														
55	Management of companies & enterprises	(A)	(D)	(D)	1	1	—	—	—	—	—	—	—	—
56	Admin, support, waste mgt, remediation services	23	97	386	10	8	2	—	—	—	—	—	—	—
61	Educational services	(A)	(D)	(D)	1	1	—	—	—	—	—	—	—	—
62	Health care and social assistance	558	2 742	12 002	30	14	11	3	1	—	—	1	—	—
621	Ambulatory health care services	103	424	1 782	19	9	9	—	1	—	—	—	—	—
622	Hospitals	(E)	(D)	(D)	1	—	—	—	—	—	—	1	—	—
6221	General medical & surgical hospitals	(E)	(D)	(D)	1	—	—	—	—	—	—	1	—	—
62211	General medical & surgical hospitals	(E)	(D)	(D)	1	—	—	—	—	—	—	1	—	—
71	Arts, entertainment & recreation	46	59	291	6	3	—	3	—	—	—	—	—	—
72	Accommodation & food services	373	649	2 881	37	12	8	10	7	—	—	—	—	—
722	Food services & drinking places	340	593	2 605	33	10	7	10	6	—	—	—	—	—
7221	Full-service restaurants	102	156	797	8	1	2	3	2	—	—	—	—	—
72211	Full-service restaurants	102	156	797	8	1	2	3	2	—	—	—	—	—
722110	Full-service restaurants	102	156	797	8	1	2	3	2	—	—	—	—	—
7222	Limited-service eating places	162	249	1 044	13	3	2	5	3	—	—	—	—	—
72221	Limited-service eating places	162	249	1 044	13	3	2	5	3	—	—	—	—	—
81	Other services (except public administration)	152	490	2 135	44	31	11	1	1	—	—	—	—	—
95	Auxiliaries (exc corporate, subsidiary & regional mgt)	(A)	(D)	(D)	1	1	—	—	—	—	—	—	—	—
<b>ROOSEVELT</b>														
	Total	1 780	7 316	31 062	229	134	49	28	12	5	1	—	—	—
21	Mining	23	57	297	5	3	1	1	—	—	—	—	—	—
22	Utilities	(A)	(D)	(D)	3	2	—	1	—	—	—	—	—	—
23	Construction	21	82	654	16	16	—	—	—	—	—	—	—	—
31-33	Manufacturing	113	625	2 447	4	1	—	1	1	1	—	—	—	—
42	Wholesale trade	51	322	1 430	11	5	5	1	—	—	—	—	—	—
44-45	Retail trade	431	1 637	7 060	56	26	17	9	4	—	—	—	—	—
447	Gasoline stations	181	595	2 662	19	5	9	3	2	—	—	—	—	—
4471	Gasoline stations	181	595	2 662	19	5	9	3	2	—	—	—	—	—
44719	Other gasoline stations	108	388	1 717	9	2	3	3	1	—	—	—	—	—
447190	Other gasoline stations	108	388	1 717	9	2	3	3	1	—	—	—	—	—
48-49	Transportation & warehousing	55	202	829	10	7	2	—	1	—	—	—	—	—
51	Information	37	66	294	3	—	1	2	—	—	—	—	—	—
52	Finance & insurance	79	373	1 715	16	10	4	2	—	—	—	—	—	—
53	Real estate & rental & leasing	11	18	77	5	5	—	—	—	—	—	—	—	—
54	Professional, scientific & technical services	42	136	572	11	9	1	—	1	—	—	—	—	—
55	Management of companies & enterprises	(A)	(D)	(D)	1	1	—	—	—	—	—	—	—	—
56	Admin, support, waste mgt, remediation services	28	58	262	5	3	—	2	—	—	—	—	—	—
61	Educational services	(C)	(D)	(D)	2	1	—	—	—	—	1	—	—	—
611	Educational services	(C)	(D)	(D)	2	1	—	—	—	—	1	—	—	—
6112	Junior colleges	(C)	(D)	(D)	1	—	—	—	—	—	1	—	—	—
61121	Junior colleges	(C)	(D)	(D)	1	—	—	—	—	—	1	—	—	—
62	Health care and social assistance	392	2 029	8 178	18	6	5	3	—	4	—	—	—	—
622	Hospitals	(C)	(D)	(D)	2	—	—	—	—	2	—	—	—	—
6221	General medical & surgical hospitals	(C)	(D)	(D)	2	—	—	—	—	2	—	—	—	—
62211	General medical & surgical hospitals	(C)	(D)	(D)	2	—	—	—	—	2	—	—	—	—
623	Nursing & residential care facilities	(C)	(D)	(D)	3	—	—	1	—	2	—	—	—	—
6231	Nursing care facilities	(C)	(D)	(D)	2	—	—	—	—	2	—	—	—	—
62311	Nursing care facilities	(C)	(D)	(D)	2	—	—	—	—	2	—	—	—	—
71	Arts, entertainment & recreation	40	125	678	8	6	1	—	1	—	—	—	—	—
72	Accommodation & food services	234	420	1 853	28	13	7	4	4	—	—	—	—	—
722	Food services & drinking places	179	302	1 344	24	12	5	4	3	—	—	—	—	—
81	Other services (except public administration)	92	261	1 030	24	17	5	2	—	—	—	—	—	—
95	Auxiliaries (exc corporate, subsidiary & regional mgt)	(A)	(D)	(D)	2	2	—	—	—	—	—	—	—	—
99	Unclassified establishments	(A)	(D)	(D)	1	1	—	—	—	—	—	—	—	—

See footnotes at end of table.

**Table 6. Counties—Employees, Payroll, and Establishments by Industry: 2002—Con.**

[Excludes most government employees, railroad employees, and self-employed persons. Size class 1 to 4 includes establishments with payroll, but no employees, during mid-March pay period. (D) denotes figures withheld to avoid disclosing data for individual companies; the data are included in broader industry totals. Detailed industries with 100 or more employees are shown if industry was not a (D). For explanation of terms, abbreviations, and data reliability/comparability, see introductory text]

NAICS code	Industry	Number of employees for week including March 12	Payroll (\$1,000)		Total number of establishments	Number of establishments by employment-size class								
			First quarter	Annual		1 to 4	5 to 9	10 to 19	20 to 49	50 to 99	100 to 249	250 to 499	500 to 999	1,000 or more
<b>ROSEBUD</b>														
	<b>Total</b> .....	<b>2 740</b>	<b>23 448</b>	<b>95 631</b>	<b>206</b>	<b>122</b>	<b>43</b>	<b>16</b>	<b>15</b>	<b>6</b>	<b>1</b>	<b>3</b>	-	-
11	<b>Forestry, fishing, hunting, and agriculture support</b> .....	(A)	(D)	(D)	2	2	-	-	-	-	-	-	-	-
21	<b>Mining</b> .....	(E)	(D)	(D)	3	-	1	-	-	1	-	1	-	-
212	Mining (except oil & gas) .....	(E)	(D)	(D)	3	-	1	-	-	1	-	1	-	-
2121	Coal mining .....	(E)	(D)	(D)	3	-	1	-	-	1	-	1	-	-
21211	Coal mining .....	(E)	(D)	(D)	3	-	1	-	-	1	-	1	-	-
22	<b>Utilities</b> .....	(E)	(D)	(D)	6	3	-	1	1	-	-	1	-	-
221	Utilities .....	(E)	(D)	(D)	6	3	-	1	1	-	-	1	-	-
2211	Elec pwr generation, transmsn & distribution ..	(E)	(D)	(D)	5	2	-	1	1	-	-	1	-	-
22112	Electric pwr transmsn, control & distribution ..	(E)	(D)	(D)	3	1	-	1	-	-	-	1	-	-
23	<b>Construction</b> .....	36	267	1 609	15	12	2	1	-	-	-	-	-	-
31-33	<b>Manufacturing</b> .....	14	50	189	4	2	2	-	-	-	-	-	-	-
42	<b>Wholesale trade</b> .....	(A)	(D)	(D)	1	1	-	-	-	-	-	-	-	-
44-45	<b>Retail trade</b> .....	288	862	3 781	37	21	9	3	3	1	-	-	-	-
447	Gasoline stations .....	119	265	1 227	9	3	3	2	-	1	-	-	-	-
4471	Gasoline stations .....	119	265	1 227	9	3	3	2	-	1	-	-	-	-
48-49	<b>Transportation &amp; warehousing</b> .....	(B)	(D)	(D)	9	5	2	1	1	-	-	-	-	-
51	<b>Information</b> .....	58	609	2 539	7	5	1	-	1	-	-	-	-	-
52	<b>Finance &amp; insurance</b> .....	58	400	1 498	11	8	1	1	1	-	-	-	-	-
53	<b>Real estate &amp; rental &amp; leasing</b> .....	81	335	1 327	5	1	3	-	-	1	-	-	-	-
54	<b>Professional, scientific &amp; technical services</b> .....	57	289	987	9	6	1	1	1	-	-	-	-	-
56	<b>Admin, support, waste mgt, remediation services</b> .....	53	425	2 138	7	4	2	-	1	-	-	-	-	-
61	<b>Educational services</b> .....	(E)	(D)	(D)	2	-	-	-	-	1	-	1	-	-
611	Educational services .....	(E)	(D)	(D)	2	-	-	-	-	1	-	1	-	-
6111	Elementary & secondary schools .....	(E)	(D)	(D)	1	-	-	-	-	-	-	1	-	-
61111	Elementary & secondary schools .....	(E)	(D)	(D)	1	-	-	-	-	-	-	1	-	-
62	<b>Health care and social assistance</b> .....	241	857	3 555	17	11	4	-	-	1	1	-	-	-
622	Hospitals .....	(C)	(D)	(D)	1	-	-	-	-	-	1	-	-	-
6221	General medical & surgical hospitals .....	(C)	(D)	(D)	1	-	-	-	-	-	1	-	-	-
62211	General medical & surgical hospitals .....	(C)	(D)	(D)	1	-	-	-	-	-	1	-	-	-
71	<b>Arts, entertainment &amp; recreation</b> .....	54	110	465	7	5	-	1	1	-	-	-	-	-
72	<b>Accommodation &amp; food services</b> .....	307	484	2 168	32	13	8	7	4	-	-	-	-	-
722	Food services & drinking places .....	232	351	1 527	25	9	8	5	3	-	-	-	-	-
7221	Full-service restaurants .....	128	165	781	12	3	4	4	1	-	-	-	-	-
72211	Full-service restaurants .....	128	165	781	12	3	4	4	1	-	-	-	-	-
722110	Full-service restaurants .....	128	165	781	12	3	4	4	1	-	-	-	-	-
81	<b>Other services (except public administration)</b> .....	134	421	1 652	28	20	7	-	1	-	-	-	-	-
813	Religious, grantmaking, civic, prof & like organizations .....	(C)	(D)	(D)	16	10	5	-	1	-	-	-	-	-
95	<b>Auxiliaries (exc corporate, subsidiary &amp; regional mgt)</b> .....	(B)	(D)	(D)	2	1	-	-	-	1	-	-	-	-
99	<b>Unclassified establishments</b> .....	(A)	(D)	(D)	2	2	-	-	-	-	-	-	-	-
<b>SANDERS</b>														
	<b>Total</b> .....	<b>1 897</b>	<b>8 586</b>	<b>39 530</b>	<b>349</b>	<b>246</b>	<b>65</b>	<b>22</b>	<b>13</b>	<b>1</b>	<b>2</b>	-	-	-
11	<b>Forestry, fishing, hunting, and agriculture support</b> .....	63	386	1 605	20	14	4	2	-	-	-	-	-	-
21	<b>Mining</b> .....	(A)	(D)	(D)	3	2	-	1	-	-	-	-	-	-
22	<b>Utilities</b> .....	32	417	1 691	6	4	1	-	1	-	-	-	-	-
23	<b>Construction</b> .....	80	298	2 175	51	47	4	-	-	-	-	-	-	-
31-33	<b>Manufacturing</b> .....	195	1 003	4 709	28	22	3	1	1	1	-	-	-	-
321	Wood product mfg .....	121	640	2 988	10	8	-	1	-	1	-	-	-	-
42	<b>Wholesale trade</b> .....	75	387	1 835	12	5	6	-	1	-	-	-	-	-
44-45	<b>Retail trade</b> .....	273	934	4 116	47	26	14	6	1	-	-	-	-	-
48-49	<b>Transportation &amp; warehousing</b> .....	92	390	1 943	27	22	3	1	1	-	-	-	-	-
51	<b>Information</b> .....	(B)	(D)	(D)	3	1	-	2	-	-	-	-	-	-
52	<b>Finance &amp; insurance</b> .....	78	480	2 090	11	8	1	1	1	-	-	-	-	-
53	<b>Real estate &amp; rental &amp; leasing</b> .....	22	62	359	10	9	1	-	-	-	-	-	-	-
54	<b>Professional, scientific &amp; technical services</b> .....	(B)	(D)	(D)	17	15	1	1	-	-	-	-	-	-
56	<b>Admin, support, waste mgt, remediation services</b> .....	(B)	(D)	(D)	9	7	1	1	-	-	-	-	-	-

See footnotes at end of table.

**Table 6. Counties—Employees, Payroll, and Establishments by Industry: 2002—Con.**

[Excludes most government employees, railroad employees, and self-employed persons. Size class 1 to 4 includes establishments with payroll, but no employees, during mid-March pay period. (D) denotes figures withheld to avoid disclosing data for individual companies; the data are included in broader industry totals. Detailed industries with 100 or more employees are shown if industry was not a (D). For explanation of terms, abbreviations, and data reliability/comparability, see introductory text]

NAICS code	Industry	Number of employees for week including March 12	Payroll (\$1,000)		Total number of establishments	Number of establishments by employment-size class									
			First quarter	Annual		1 to 4	5 to 9	10 to 19	20 to 49	50 to 99	100 to 249	250 to 499	500 to 999	1,000 or more	
<b>SANDERS—Con.</b>															
<b>61</b>	<b>Educational services</b> .....	(C)	(D)	(D)	<b>3</b>	<b>1</b>	—	<b>1</b>	—	—	<b>1</b>	—	—	—	
611	Educational services .....	(C)	(D)	(D)	3	1	—	1	—	—	1	—	—	—	
6111	Elementary & secondary schools .....	(C)	(D)	(D)	2	—	—	1	—	—	1	—	—	—	
61111	Elementary & secondary schools .....	(C)	(D)	(D)	2	—	—	1	—	—	1	—	—	—	
<b>62</b>	<b>Health care and social assistance</b> .....	<b>375</b>	<b>1 615</b>	<b>7 164</b>	<b>34</b>	<b>18</b>	<b>9</b>	<b>2</b>	<b>4</b>	—	<b>1</b>	—	—	—	
622	Hospitals .....	(C)	(D)	(D)	1	—	—	—	—	—	1	—	—	—	
6221	General medical & surgical hospitals .....	(C)	(D)	(D)	1	—	—	—	—	—	1	—	—	—	
62211	General medical & surgical hospitals .....	(C)	(D)	(D)	1	—	—	—	—	—	1	—	—	—	
624	Social assistance .....	117	254	1 201	13	9	1	1	2	—	—	—	—	—	
6241	Individual & family services.....	100	178	857	6	3	—	1	2	—	—	—	—	—	
<b>71</b>	<b>Arts, entertainment &amp; recreation</b> .....	<b>4</b>	<b>7</b>	<b>158</b>	<b>6</b>	<b>6</b>	—	—	—	—	—	—	—	—	
<b>72</b>	<b>Accommodation &amp; food services</b> .....	<b>234</b>	<b>487</b>	<b>2 361</b>	<b>40</b>	<b>23</b>	<b>11</b>	<b>3</b>	<b>3</b>	—	—	—	—	—	
722	Food services & drinking places .....	195	412	1 961	31	17	9	2	3	—	—	—	—	—	
7221	Full-service restaurants .....	138	307	1 397	17	8	5	1	3	—	—	—	—	—	
72211	Full-service restaurants .....	138	307	1 397	17	8	5	1	3	—	—	—	—	—	
722110	Full-service restaurants .....	138	307	1 397	17	8	5	1	3	—	—	—	—	—	
<b>81</b>	<b>Other services (except public administration)</b> .....	<b>63</b>	<b>193</b>	<b>835</b>	<b>21</b>	<b>15</b>	<b>6</b>	—	—	—	—	—	—	—	
<b>99</b>	<b>Unclassified establishments</b> .....	<b>(A)</b>	<b>(D)</b>	<b>(D)</b>	<b>1</b>	<b>1</b>	—	—	—	—	—	—	—	—	
<b>SHERIDAN</b>															
	<b>Total</b> .....	<b>907</b>	<b>3 281</b>	<b>13 844</b>	<b>146</b>	<b>96</b>	<b>32</b>	<b>11</b>	<b>4</b>	<b>2</b>	<b>1</b>	—	—	—	
11	Forestry, fishing, hunting, and agriculture support .....	—	—	14	3	3	—	—	—	—	—	—	—	—	
21	Mining .....	(B)	(D)	(D)	7	5	2	—	—	—	—	—	—	—	
22	Utilities .....	(B)	(D)	(D)	3	2	—	—	1	—	—	—	—	—	
23	Construction .....	13	53	352	12	12	—	—	—	—	—	—	—	—	
31-33	Manufacturing .....	15	60	249	3	1	2	—	—	—	—	—	—	—	
42	Wholesale trade .....	35	195	807	7	4	2	1	—	—	—	—	—	—	
44-45	Retail trade .....	174	534	2 369	32	20	7	4	1	—	—	—	—	—	
48-49	Transportation & warehousing .....	5	19	75	3	3	—	—	—	—	—	—	—	—	
51	Information .....	(A)	(D)	(D)	2	1	1	—	—	—	—	—	—	—	
52	Finance & insurance .....	66	355	1 494	13	10	1	2	—	—	—	—	—	—	
53	Real estate & rental & leasing .....	(A)	(D)	(D)	2	2	—	—	—	—	—	—	—	—	
54	Professional, scientific & technical services .....	30	166	594	7	5	2	—	—	—	—	—	—	—	
56	Admin, support, waste mgt, remediation services .....	9	23	103	4	3	1	—	—	—	—	—	—	—	
61	Educational services .....	(A)	(D)	(D)	1	1	—	—	—	—	—	—	—	—	
62	Health care and social assistance .....	309	1 124	4 553	11	3	3	2	—	2	1	—	—	—	
623	Nursing & residential care facilities .....	179	545	2 153	3	—	—	1	—	1	1	—	—	—	
6231	Nursing care facilities .....	(C)	(D)	(D)	1	—	—	—	—	—	1	—	—	—	
62311	Nursing care facilities .....	(C)	(D)	(D)	1	—	—	—	—	—	1	—	—	—	
72	Accommodation & food services .....	140	205	876	19	7	8	2	2	—	—	—	—	—	
722	Food services & drinking places .....	(C)	(D)	(D)	18	7	8	1	2	—	—	—	—	—	
81	Other services (except public administration) .....	(B)	(D)	(D)	17	14	3	—	—	—	—	—	—	—	
<b>SILVER BOW</b>															
	<b>Total</b> .....	<b>12 113</b>	<b>69 509</b>	<b>304 359</b>	<b>1 112</b>	<b>601</b>	<b>249</b>	<b>130</b>	<b>91</b>	<b>24</b>	<b>15</b>	<b>1</b>	<b>1</b>	—	
11	Forestry, fishing, hunting, and agriculture support .....	(B)	(D)	(D)	2	1	—	—	1	—	—	—	—	—	
21	Mining .....	(A)	(D)	(D)	4	2	2	—	—	—	—	—	—	—	
22	Utilities .....	(F)	(D)	(D)	14	3	1	2	3	3	2	—	—	—	
221	Utilities .....	(F)	(D)	(D)	14	3	1	2	3	3	2	—	—	—	
2211	Elec pwr generation, transmn & distribution .....	(F)	(D)	(D)	12	1	1	2	3	3	2	—	—	—	
22111	Electric power generation .....	(E)	(D)	(D)	3	1	—	—	—	1	1	—	—	—	
22112	Electric pwr transmn, control & distribution .....	(E)	(D)	(D)	9	—	1	2	3	2	1	—	—	—	
23	Construction .....	335	2 122	14 298	99	79	12	5	3	—	—	—	—	—	
235	Special trade contractors .....	195	1 218	7 944	61	48	8	4	1	—	—	—	—	—	
31-33	Manufacturing .....	361	3 537	15 301	34	21	4	5	3	—	1	—	—	—	
331	Primary metal mfg .....	(C)	(D)	(D)	2	1	—	—	—	—	1	—	—	—	
3314	Nonferrous (exc alum) production & processing .....	(C)	(D)	(D)	1	—	—	—	—	—	1	—	—	—	
33141	Nonferrous (exc aluminum) smelting & refining .....	(C)	(D)	(D)	1	—	—	—	—	—	1	—	—	—	

See footnotes at end of table.

**Table 6. Counties—Employees, Payroll, and Establishments by Industry: 2002—Con.**

[Excludes most government employees, railroad employees, and self-employed persons. Size class 1 to 4 includes establishments with payroll, but no employees, during mid-March pay period. (D) denotes figures withheld to avoid disclosing data for individual companies; the data are included in broader industry totals. Detailed industries with 100 or more employees are shown if industry was not a (D). For explanation of terms, abbreviations, and data reliability/comparability, see introductory text]

NAICS code	Industry	Number of employees for week including March 12	Payroll (\$1,000)		Total number of establishments	Number of establishments by employment-size class								
			First quarter	Annual		1 to 4	5 to 9	10 to 19	20 to 49	50 to 99	100 to 249	250 to 499	500 to 999	1,000 or more
<b>SILVER BOW—Con.</b>														
<b>42</b>	<b>Wholesale trade</b> .....	<b>441</b>	<b>2 487</b>	<b>10 898</b>	<b>48</b>	<b>20</b>	<b>16</b>	<b>7</b>	<b>4</b>	<b>1</b>	—	—	—	—
421	Wholesale trade, durable goods .....	160	901	4 134	30	16	11	2	1	—	—	—	—	—
422	Wholesale trade, nondurable goods .....	281	1 586	6 764	18	4	5	5	3	1	—	—	—	—
4224	Grocery & related product whse .....	(C)	(D)	(D)	5	2	—	1	1	1	—	—	—	—
<b>44-45</b>	<b>Retail trade</b> .....	<b>2 210</b>	<b>9 471</b>	<b>42 004</b>	<b>197</b>	<b>83</b>	<b>68</b>	<b>25</b>	<b>14</b>	<b>6</b>	—	<b>1</b>	—	—
441	Motor vehicle & parts dealers .....	340	1 844	8 387	26	7	11	5	1	2	—	—	—	—
4411	Automobile dealers .....	(C)	(D)	(D)	8	1	2	2	1	2	—	—	—	—
44111	New car dealers .....	206	1 176	5 351	6	1	—	2	1	2	—	—	—	—
441110	New car dealers .....	206	1 176	5 351	6	1	—	2	1	2	—	—	—	—
4413	Automotive parts, accessories & tire stores .....	100	508	2 231	13	4	6	3	—	—	—	—	—	—
444	Bldg material & garden equip & supp dealers .....	131	726	3 557	19	12	2	3	2	—	—	—	—	—
4441	Building material & supplies dealers .....	131	726	3 557	19	12	2	3	2	—	—	—	—	—
445	Food & beverage stores .....	321	1 461	5 269	16	5	3	4	1	3	—	—	—	—
4451	Grocery stores .....	(E)	(D)	(D)	8	1	2	1	1	3	—	—	—	—
44511	Grocery (except convenience) stores .....	273	1 256	4 380	7	—	2	1	1	3	—	—	—	—
445110	Grocery (except convenience) stores .....	273	1 256	4 380	7	—	2	1	1	3	—	—	—	—
447	Gasoline stations .....	291	924	4 154	24	1	15	4	4	—	—	—	—	—
4471	Gasoline stations .....	291	924	4 154	24	1	15	4	4	—	—	—	—	—
44719	Other gasoline stations .....	195	658	2 916	14	1	7	3	3	—	—	—	—	—
447190	Other gasoline stations .....	195	658	2 916	14	1	7	3	3	—	—	—	—	—
448	Clothing & clothing accessories stores .....	116	412	1 683	21	13	7	—	1	—	—	—	—	—
451	Sporting goods, hobby, book & music stores .....	101	299	1 138	15	5	6	3	1	—	—	—	—	—
452	General merchandise stores .....	517	2 069	9 481	8	3	2	—	1	1	—	1	—	—
4521	Department stores .....	(E)	(D)	(D)	2	—	—	—	—	1	—	1	—	—
45211	Department stores .....	(E)	(D)	(D)	2	—	—	—	—	1	—	1	—	—
453	Miscellaneous store retailers .....	139	437	1 790	25	13	9	2	1	—	—	—	—	—
<b>48-49</b>	<b>Transportation &amp; warehousing</b> .....	<b>172</b>	<b>1 130</b>	<b>5 058</b>	<b>28</b>	<b>15</b>	<b>5</b>	<b>8</b>	—	—	—	—	—	—
<b>51</b>	<b>Information</b> .....	<b>635</b>	<b>5 690</b>	<b>22 914</b>	<b>22</b>	<b>8</b>	<b>3</b>	<b>4</b>	<b>4</b>	<b>1</b>	<b>2</b>	—	—	—
511	Publishing industries .....	(C)	(D)	(D)	4	2	1	—	—	—	1	—	—	—
5111	Newspaper, periodical, book, database publishers .....	(C)	(D)	(D)	4	2	1	—	—	—	1	—	—	—
51111	Newspaper publishers .....	(C)	(D)	(D)	2	1	—	—	—	—	1	—	—	—
513	Broadcasting & telecommunications .....	393	4 395	16 453	13	4	2	2	4	—	1	—	—	—
5133	Telecommunications .....	(C)	(D)	(D)	7	4	1	—	1	—	1	—	—	—
51331	Wired telecommunications carriers .....	(C)	(D)	(D)	4	2	—	—	1	—	1	—	—	—
<b>52</b>	<b>Finance &amp; insurance</b> .....	<b>297</b>	<b>2 220</b>	<b>9 034</b>	<b>56</b>	<b>35</b>	<b>10</b>	<b>9</b>	<b>2</b>	—	—	—	—	—
522	Credit intermediation & related activities .....	208	1 394	5 527	27	10	9	6	2	—	—	—	—	—
5221	Depository credit intermediation .....	184	1 185	4 824	20	4	8	6	2	—	—	—	—	—
52211	Commercial banking .....	118	779	3 153	12	3	4	3	2	—	—	—	—	—
522110	Commercial banking .....	118	779	3 153	12	3	4	3	2	—	—	—	—	—
<b>53</b>	<b>Real estate &amp; rental &amp; leasing</b> .....	<b>116</b>	<b>628</b>	<b>2 418</b>	<b>38</b>	<b>28</b>	<b>9</b>	<b>1</b>	—	—	—	—	—	—
<b>54</b>	<b>Professional, scientific &amp; technical services</b> .....	<b>887</b>	<b>6 743</b>	<b>32 400</b>	<b>100</b>	<b>71</b>	<b>17</b>	<b>2</b>	<b>8</b>	—	<b>2</b>	—	—	—
541	Professional, scientific & technical services .....	887	6 743	32 400	100	71	17	2	8	—	2	—	—	—
5411	Legal services .....	107	872	5 702	28	24	2	—	2	—	—	—	—	—
54111	Offices of lawyers .....	107	872	5 702	28	24	2	—	2	—	—	—	—	—
541110	Offices of lawyers .....	107	872	5 702	28	24	2	—	2	—	—	—	—	—
5413	Architectural, engineering & related services .....	159	1 309	6 295	22	16	2	1	3	—	—	—	—	—
54133	Engineering services .....	149	1 257	6 032	16	10	2	1	3	—	—	—	—	—
541330	Engineering services .....	149	1 257	6 032	16	10	2	1	3	—	—	—	—	—
5417	Scientific R&D services .....	(C)	(D)	(D)	5	2	2	—	—	—	1	—	—	—
54171	R&D in physical, engineering & life sciences .....	(C)	(D)	(D)	3	2	—	—	—	—	1	—	—	—
5419	Oth professional, scientific, technical services .....	245	645	3 139	13	9	2	—	1	—	1	—	—	—
54199	All oth prof, scientific & technical services .....	(C)	(D)	(D)	7	6	—	—	—	—	1	—	—	—
<b>55</b>	<b>Management of companies &amp; enterprises</b> .....	<b>(C)</b>	<b>(D)</b>	<b>(D)</b>	<b>4</b>	<b>3</b>	—	—	—	—	<b>1</b>	—	—	—
551	Management of companies & enterprises .....	(C)	(D)	(D)	4	3	—	—	—	—	1	—	—	—
5511	Management of companies & enterprises .....	(C)	(D)	(D)	4	3	—	—	—	—	1	—	—	—
55111	Management of companies & enterprises .....	(C)	(D)	(D)	4	3	—	—	—	—	1	—	—	—
<b>56</b>	<b>Admin, support, waste mgt, remediation services</b> .....	<b>571</b>	<b>1 679</b>	<b>7 473</b>	<b>51</b>	<b>30</b>	<b>13</b>	<b>3</b>	<b>3</b>	<b>1</b>	<b>1</b>	—	—	—
561	Administrative & support services .....	517	1 382	6 197	45	27	12	2	2	1	1	—	—	—
5613	Employment services .....	109	414	2 440	6	3	1	—	1	1	—	—	—	—
5614	Business support services .....	286	557	2 091	7	1	4	—	1	—	1	—	—	—
56142	Telephone call centers .....	(E)	(D)	(D)	3	—	1	—	1	—	1	—	—	—
<b>61</b>	<b>Educational services</b> .....	<b>160</b>	<b>391</b>	<b>1 565</b>	<b>10</b>	<b>6</b>	<b>1</b>	<b>2</b>	—	—	<b>1</b>	—	—	—
611	Educational services .....	160	391	1 565	10	6	1	2	—	—	1	—	—	—
6111	Elementary & secondary schools .....	(C)	(D)	(D)	3	1	1	—	—	—	1	—	—	—
61111	Elementary & secondary schools .....	(C)	(D)	(D)	3	1	1	—	—	—	1	—	—	—

See footnotes at end of table.

**Table 6. Counties—Employees, Payroll, and Establishments by Industry: 2002—Con.**

[Excludes most government employees, railroad employees, and self-employed persons. Size class 1 to 4 includes establishments with payroll, but no employees, during mid-March pay period. (D) denotes figures withheld to avoid disclosing data for individual companies; the data are included in broader industry totals. Detailed industries with 100 or more employees are shown if industry was not a (D). For explanation of terms, abbreviations, and data reliability/comparability, see introductory text]

NAICS code	Industry	Number of employees for week including March 12	Payroll (\$1,000)		Total number of establishments	Number of establishments by employment-size class									
			First quarter	Annual		1 to 4	5 to 9	10 to 19	20 to 49	50 to 99	100 to 249	250 to 499	500 to 999	1,000 or more	
<b>SILVER BOW—Con.</b>															
<b>62</b>	<b>Health care and social assistance</b> . . . . .	<b>2 735</b>	<b>15 241</b>	<b>65 391</b>	<b>146</b>	<b>69</b>	<b>35</b>	<b>17</b>	<b>12</b>	<b>7</b>	<b>5</b>	—	<b>1</b>	—	
621	Ambulatory health care services . . . . .	749	4 662	22 417	88	46	27	7	5	2	1	—	—	—	
6211	Offices of physicians . . . . .	323	2 686	13 728	34	18	12	1	1	1	1	—	—	—	
62111	Offices of physicians . . . . .	323	2 686	13 728	34	18	12	1	1	1	1	—	—	—	
621111	Offices of physicians (exc mental health) . . . . .	323	2 686	13 728	34	18	12	1	1	1	1	—	—	—	
6213	Offices of other health practitioners . . . . .	171	827	3 214	24	14	6	2	2	—	—	—	—	—	
62133	Offices of other mental health practitioners . . . . .	(C)	(D)	(D)	5	—	2	1	2	—	—	—	—	—	
622	Hospitals . . . . .	(F)	(D)	(D)	2	—	—	—	—	—	1	—	1	—	
6221	General medical & surgical hospitals . . . . .	(F)	(D)	(D)	1	—	—	—	—	—	—	—	1	—	
62211	General medical & surgical hospitals . . . . .	(F)	(D)	(D)	1	—	—	—	—	—	—	—	1	—	
6222	Psychiatric & substance abuse hospitals . . . . .	(C)	(D)	(D)	1	—	—	—	—	—	1	—	—	—	
62221	Psychiatric & substance abuse hospitals . . . . .	(C)	(D)	(D)	1	—	—	—	—	—	1	—	—	—	
623	Nursing & residential care facilities . . . . .	(F)	(D)	(D)	18	4	3	4	3	2	2	—	—	—	
6231	Nursing care facilities . . . . .	308	1 220	5 038	4	1	—	—	—	1	2	—	—	—	
62311	Nursing care facilities . . . . .	308	1 220	5 038	4	1	—	—	—	1	2	—	—	—	
623110	Nursing care facilities . . . . .	308	1 220	5 038	4	1	—	—	—	1	2	—	—	—	
6232	Residential mental retardation, health facil . . . . .	(C)	(D)	(D)	9	1	3	4	1	—	—	—	—	—	
6233	Community care facilities for the elderly . . . . .	160	516	2 080	5	2	—	—	2	1	—	—	—	—	
62331	Community care facilities for the elderly . . . . .	160	516	2 080	5	2	—	—	2	1	—	—	—	—	
624	Social assistance . . . . .	686	3 024	12 312	38	19	5	6	4	3	1	—	—	—	
6241	Individual & family services . . . . .	486	2 321	9 652	13	4	1	2	3	2	1	—	—	—	
62412	Services for elderly & disabled persons . . . . .	(C)	(D)	(D)	5	1	1	—	2	1	—	—	—	—	
62419	Other individual & family services . . . . .	343	1 839	7 662	7	3	—	1	1	1	1	—	—	—	
624190	Other individual & family services . . . . .	343	1 839	7 662	7	3	—	1	1	1	1	—	—	—	
6244	Child day care services . . . . .	113	336	1 116	16	12	1	2	—	1	—	—	—	—	
62441	Child day care services . . . . .	113	336	1 116	16	12	1	2	—	1	—	—	—	—	
624410	Child day care services . . . . .	113	336	1 116	16	12	1	2	—	1	—	—	—	—	
<b>71</b>	<b>Arts, entertainment &amp; recreation</b> . . . . .	<b>323</b>	<b>754</b>	<b>3 258</b>	<b>34</b>	<b>15</b>	<b>8</b>	<b>6</b>	<b>4</b>	<b>1</b>	—	—	—	—	
713	Amusement, gambling & recreation industries . . . . .	293	668	2 882	28	12	6	5	4	1	—	—	—	—	
7132	Gambling industries . . . . .	161	349	1 484	16	4	5	4	3	—	—	—	—	—	
71329	Other gambling industries . . . . .	(C)	(D)	(D)	14	3	4	4	3	—	—	—	—	—	
7139	Other amusement & recreation industries . . . . .	132	319	1 398	12	8	1	1	1	1	—	—	—	—	
<b>72</b>	<b>Accommodation &amp; food services</b> . . . . .	<b>1 595</b>	<b>3 913</b>	<b>15 907</b>	<b>117</b>	<b>40</b>	<b>22</b>	<b>29</b>	<b>4</b>	—	—	—	—	—	
721	Accommodation . . . . .	337	868	3 909	15	3	1	5	4	2	—	—	—	—	
7211	Traveler accommodation . . . . .	325	837	3 746	12	1	—	5	4	2	—	—	—	—	
72111	Hotels (exc casino hotels) & motels . . . . .	325	837	3 746	12	1	—	5	4	2	—	—	—	—	
721110	Hotels (exc casino hotels) & motels . . . . .	325	837	3 746	12	1	—	5	4	2	—	—	—	—	
722	Food services & drinking places . . . . .	1 258	3 045	11 998	102	37	21	17	25	2	—	—	—	—	
7221	Full-service restaurants . . . . .	583	1 287	5 685	36	6	8	9	11	2	—	—	—	—	
72211	Full-service restaurants . . . . .	583	1 287	5 685	36	6	8	9	11	2	—	—	—	—	
722110	Full-service restaurants . . . . .	583	1 287	5 685	36	6	8	9	11	2	—	—	—	—	
7222	Limited-service eating places . . . . .	476	1 317	4 595	31	6	6	8	11	—	—	—	—	—	
72221	Limited-service eating places . . . . .	476	1 317	4 595	31	6	6	8	11	—	—	—	—	—	
7224	Drinking places (alcoholic beverages) . . . . .	(C)	(D)	(D)	32	23	7	—	2	—	—	—	—	—	
72241	Drinking places (alcoholic beverages) . . . . .	(C)	(D)	(D)	32	23	7	—	2	—	—	—	—	—	
<b>81</b>	<b>Other services (except public administration)</b> . . . . .	<b>456</b>	<b>1 755</b>	<b>7 241</b>	<b>105</b>	<b>69</b>	<b>23</b>	<b>12</b>	<b>1</b>	—	—	—	—	—	
811	Repair & maintenance . . . . .	171	826	3 419	38	24	8	5	1	—	—	—	—	—	
8111	Automotive repair & maintenance . . . . .	139	681	2 753	26	14	7	4	1	—	—	—	—	—	
813	Religious, grantmaking, civic, prof & like organizations . . . . .	210	623	2 424	45	27	12	6	—	—	—	—	—	—	
8131	Religious organizations . . . . .	105	191	692	17	7	7	3	—	—	—	—	—	—	
81311	Religious organizations . . . . .	105	191	692	17	7	7	3	—	—	—	—	—	—	
813110	Religious organizations . . . . .	105	191	692	17	7	7	3	—	—	—	—	—	—	
<b>99</b>	<b>Unclassified establishments</b> . . . . .	<b>2</b>	<b>5</b>	<b>18</b>	<b>3</b>	<b>3</b>	—	—	—	—	—	—	—	—	
<b>STILLWATER</b>															
	<b>Total</b> . . . . .	<b>2 991</b>	<b>28 890</b>	<b>117 594</b>	<b>234</b>	<b>168</b>	<b>33</b>	<b>20</b>	<b>7</b>	<b>4</b>	<b>1</b>	—	—	<b>1</b>	
<b>11</b>	<b>Forestry, fishing, hunting, and agriculture support</b> . . . . .	<b>(A)</b>	<b>(D)</b>	<b>(D)</b>	<b>1</b>	<b>1</b>	—	—	—	—	—	—	—	—	
<b>21</b>	<b>Mining</b> . . . . .	<b>(G)</b>	<b>(D)</b>	<b>(D)</b>	<b>4</b>	<b>2</b>	<b>1</b>	—	—	—	—	—	—	<b>1</b>	
212	Mining (except oil & gas) . . . . .	(G)	(D)	(D)	3	1	1	—	—	—	—	—	—	1	
2122	Metal ore mining . . . . .	(G)	(D)	(D)	1	—	—	—	—	—	—	—	—	1	
21229	Other metal ore mining . . . . .	(G)	(D)	(D)	1	—	—	—	—	—	—	—	—	1	
<b>22</b>	<b>Utilities</b> . . . . .	<b>(A)</b>	<b>(D)</b>	<b>(D)</b>	<b>6</b>	<b>5</b>	<b>1</b>	—	—	—	—	—	—	—	
<b>23</b>	<b>Construction</b> . . . . .	<b>(B)</b>	<b>(D)</b>	<b>(D)</b>	<b>40</b>	<b>38</b>	<b>1</b>	<b>1</b>	—	—	—	—	—	—	
<b>31-33</b>	<b>Manufacturing</b> . . . . .	<b>306</b>	<b>1 885</b>	<b>7 915</b>	<b>13</b>	<b>5</b>	<b>5</b>	—	<b>1</b>	<b>1</b>	<b>1</b>	—	—	—	
339	Miscellaneous mfg . . . . .	(C)	(D)	(D)	1	—	—	—	—	—	1	—	—	—	
3399	Other miscellaneous mfg . . . . .	(C)	(D)	(D)	1	—	—	—	—	—	1	—	—	—	
33991	Jewelry & silverware mfg . . . . .	(C)	(D)	(D)	1	—	—	—	—	—	1	—	—	—	
<b>42</b>	<b>Wholesale trade</b> . . . . .	<b>(B)</b>	<b>(D)</b>	<b>(D)</b>	<b>10</b>	<b>9</b>	<b>1</b>	—	—	—	—	—	—	—	
<b>44-45</b>	<b>Retail trade</b> . . . . .	<b>264</b>	<b>841</b>	<b>3 981</b>	<b>43</b>	<b>25</b>	<b>9</b>	<b>6</b>	<b>3</b>	—	—	—	—	—	
<b>48-49</b>	<b>Transportation &amp; warehousing</b> . . . . .	<b>(A)</b>	<b>(D)</b>	<b>(D)</b>	<b>4</b>	<b>3</b>	<b>1</b>	—	—	—	—	—	—	—	

See footnotes at end of table.



**Table 6. Counties—Employees, Payroll, and Establishments by Industry: 2002—Con.**

[Excludes most government employees, railroad employees, and self-employed persons. Size class 1 to 4 includes establishments with payroll, but no employees, during mid-March pay period. (D) denotes figures withheld to avoid disclosing data for individual companies; the data are included in broader industry totals. Detailed industries with 100 or more employees are shown if industry was not a (D). For explanation of terms, abbreviations, and data reliability/comparability, see introductory text]

NAICS code	Industry	Number of employees for week including March 12	Payroll (\$1,000)		Total number of establishments	Number of establishments by employment-size class									
			First quarter	Annual		1 to 4	5 to 9	10 to 19	20 to 49	50 to 99	100 to 249	250 to 499	500 to 999	1,000 or more	
<b>STILLWATER—Con.</b>															
51	Information .....	(A)	(D)	(D)	2	1	1	—	—	—	—	—	—	—	
52	Finance & insurance .....	51	380	1 644	9	5	2	2	—	—	—	—	—	—	
53	Real estate & rental & leasing .....	(A)	(D)	(D)	8	8	—	—	—	—	—	—	—	—	
54	Professional, scientific & technical services .....	(B)	(D)	(D)	21	18	3	—	—	—	—	—	—	—	
56	Admin, support, waste mgt, remediation services .....	(A)	(D)	(D)	5	5	—	—	—	—	—	—	—	—	
61	Educational services .....	(A)	(D)	(D)	3	2	—	1	—	—	—	—	—	—	
62	Health care and social assistance .....	232	950	3 739	17	11	2	1	—	3	—	—	—	—	
623	Nursing & residential care facilities .....	116	340	1 424	3	—	—	1	—	2	—	—	—	—	
71	Arts, entertainment & recreation .....	(A)	(D)	(D)	6	6	—	—	—	—	—	—	—	—	
72	Accommodation & food services .....	203	416	1 829	21	7	4	7	3	—	—	—	—	—	
722	Food services & drinking places .....	(C)	(D)	(D)	20	6	4	7	3	—	—	—	—	—	
7221	Full-service restaurants .....	104	186	815	8	2	—	4	2	—	—	—	—	—	
72211	Full-service restaurants .....	104	186	815	8	2	—	4	2	—	—	—	—	—	
722110	Full-service restaurants .....	104	186	815	8	2	—	4	2	—	—	—	—	—	
81	Other services (except public administration) .....	(B)	(D)	(D)	21	17	2	2	—	—	—	—	—	—	
<b>SWEET GRASS</b>															
	Total .....	692	2 793	13 235	152	110	22	14	5	1	—	—	—	—	
11	Forestry, fishing, hunting, and agriculture support .....	(A)	(D)	(D)	2	2	—	—	—	—	—	—	—	—	
21	Mining .....	(A)	(D)	(D)	1	1	—	—	—	—	—	—	—	—	
22	Utilities .....	(A)	(D)	(D)	1	1	—	—	—	—	—	—	—	—	
23	Construction .....	96	512	2 363	27	21	3	3	—	—	—	—	—	—	
31-33	Manufacturing .....	53	299	1 265	10	7	2	—	1	—	—	—	—	—	
42	Wholesale trade .....	30	147	615	4	2	—	2	—	—	—	—	—	—	
44-45	Retail trade .....	186	742	3 469	30	16	8	3	3	—	—	—	—	—	
48-49	Transportation & warehousing .....	13	82	342	5	4	1	—	—	—	—	—	—	—	
51	Information .....	(A)	(D)	(D)	2	1	1	—	—	—	—	—	—	—	
52	Finance & insurance .....	31	307	1 023	5	3	1	1	—	—	—	—	—	—	
53	Real estate & rental & leasing .....	15	50	270	8	8	—	—	—	—	—	—	—	—	
54	Professional, scientific & technical services .....	(B)	(D)	(D)	10	7	1	2	—	—	—	—	—	—	
56	Admin, support, waste mgt, remediation services .....	(A)	(D)	(D)	1	1	—	—	—	—	—	—	—	—	
62	Health care and social assistance .....	16	40	176	6	5	1	—	—	—	—	—	—	—	
71	Arts, entertainment & recreation .....	(A)	(D)	(D)	9	9	—	—	—	—	—	—	—	—	
72	Accommodation & food services .....	161	301	1 719	17	11	1	3	1	1	—	—	—	—	
81	Other services (except public administration) .....	35	93	335	11	8	3	—	—	—	—	—	—	—	
95	Auxiliaries (exc corporate, subsidiary & regional mgt) .....	(A)	(D)	(D)	1	1	—	—	—	—	—	—	—	—	
99	Unclassified establishments .....	(A)	(D)	(D)	2	2	—	—	—	—	—	—	—	—	
<b>TETON</b>															
	Total .....	1 053	4 866	21 621	197	136	36	16	6	3	—	—	—	—	
11	Forestry, fishing, hunting, and agriculture support .....	1	1	29	3	3	—	—	—	—	—	—	—	—	
22	Utilities .....	(B)	(D)	(D)	3	2	—	—	1	—	—	—	—	—	
23	Construction .....	(B)	(D)	(D)	23	21	1	1	—	—	—	—	—	—	
31-33	Manufacturing .....	27	75	442	7	4	3	—	—	—	—	—	—	—	
42	Wholesale trade .....	33	184	975	9	6	3	—	—	—	—	—	—	—	
44-45	Retail trade .....	190	838	3 874	30	16	6	6	2	—	—	—	—	—	
48-49	Transportation & warehousing .....	25	89	409	8	5	3	—	—	—	—	—	—	—	
51	Information .....	121	1 304	5 359	7	2	2	2	—	1	—	—	—	—	
513	Broadcasting & telecommunications .....	(C)	(D)	(D)	4	1	—	2	—	1	—	—	—	—	
5133	Telecommunications .....	(C)	(D)	(D)	4	1	—	2	—	1	—	—	—	—	
52	Finance & insurance .....	81	427	2 013	12	8	2	1	1	—	—	—	—	—	
53	Real estate & rental & leasing .....	13	27	103	8	8	—	—	—	—	—	—	—	—	
54	Professional, scientific & technical services .....	(B)	(D)	(D)	8	6	1	1	—	—	—	—	—	—	
55	Management of companies & enterprises .....	(A)	(D)	(D)	1	1	—	—	—	—	—	—	—	—	
56	Admin, support, waste mgt, remediation services .....	(C)	(D)	(D)	6	4	—	—	1	1	—	—	—	—	
561	Administrative & support services .....	(C)	(D)	(D)	6	4	—	—	1	1	—	—	—	—	
5617	Services to buildings & dwellings .....	(C)	(D)	(D)	4	2	—	—	1	1	—	—	—	—	
56172	Janitorial services .....	(C)	(D)	(D)	2	—	—	—	1	1	—	—	—	—	

See footnotes at end of table.

**Table 6. Counties—Employees, Payroll, and Establishments by Industry: 2002—Con.**

[Excludes most government employees, railroad employees, and self-employed persons. Size class 1 to 4 includes establishments with payroll, but no employees, during mid-March pay period. (D) denotes figures withheld to avoid disclosing data for individual companies; the data are included in broader industry totals. Detailed industries with 100 or more employees are shown if industry was not a (D). For explanation of terms, abbreviations, and data reliability/comparability, see introductory text]

NAICS code	Industry	Number of employees for week including March 12	Payroll (\$1,000)		Total number of establishments	Number of establishments by employment-size class								
			First quarter	Annual		1 to 4	5 to 9	10 to 19	20 to 49	50 to 99	100 to 249	250 to 499	500 to 999	1,000 or more
<b>TETON—Con.</b>														
62	Health care and social assistance .....	161	723	3 164	18	11	4	1	1	1	-	-	-	-
71	Arts, entertainment & recreation .....	8	26	192	6	6	-	-	-	-	-	-	-	-
72	Accommodation & food services .....	94	140	591	20	13	4	3	-	-	-	-	-	-
81	Other services (except public administration) .....	87	250	1 032	25	18	6	1	-	-	-	-	-	-
95	Auxiliaries (exc corporate, subsidiary & regional mgt) .....	(A)	(D)	(D)	1	-	1	-	-	-	-	-	-	-
99	Unclassified establishments .....	(A)	(D)	(D)	2	2	-	-	-	-	-	-	-	-
<b>TOOLE</b>														
	<b>Total .....</b>	<b>1 537</b>	<b>8 144</b>	<b>34 477</b>	<b>216</b>	<b>136</b>	<b>38</b>	<b>24</b>	<b>15</b>	<b>1</b>	<b>2</b>	<b>-</b>	<b>-</b>	<b>-</b>
21	Mining .....	106	749	2 820	24	16	3	4	1	-	-	-	-	-
22	Utilities .....	25	266	1 194	4	3	-	-	1	-	-	-	-	-
23	Construction .....	52	219	1 137	12	9	1	2	-	-	-	-	-	-
31-33	Manufacturing .....	19	57	298	4	2	2	-	-	-	-	-	-	-
42	Wholesale trade .....	117	688	3 208	15	8	3	2	2	-	-	-	-	-
422	Wholesale trade, nondurable goods .....	(C)	(D)	(D)	14	8	3	1	2	-	-	-	-	-
44-45	Retail trade .....	256	942	4 486	33	13	11	4	5	-	-	-	-	-
48-49	Transportation & warehousing .....	161	951	4 058	16	8	3	3	1	1	-	-	-	-
51	Information .....	85	386	1 577	8	3	-	4	1	-	-	-	-	-
52	Finance & insurance .....	69	517	1 828	10	6	2	1	1	-	-	-	-	-
53	Real estate & rental & leasing .....	8	24	123	7	7	-	-	-	-	-	-	-	-
54	Professional, scientific & technical services .....	43	199	796	13	10	3	-	-	-	-	-	-	-
56	Admin, support, waste mgt, remediation services .....	(C)	(D)	(D)	6	3	2	-	-	-	1	-	-	-
561	Administrative & support services .....	(C)	(D)	(D)	6	3	2	-	-	-	1	-	-	-
5612	Facilities support services .....	(C)	(D)	(D)	1	-	-	-	-	-	1	-	-	-
56121	Facilities support services .....	(C)	(D)	(D)	1	-	-	-	-	-	1	-	-	-
61	Educational services .....	(A)	(D)	(D)	1	1	-	-	-	-	-	-	-	-
62	Health care and social assistance .....	220	1 578	6 404	19	16	1	-	1	-	1	-	-	-
622	Hospitals .....	(C)	(D)	(D)	1	-	-	-	-	-	1	-	-	-
6221	General medical & surgical hospitals .....	(C)	(D)	(D)	1	-	-	-	-	-	1	-	-	-
62211	General medical & surgical hospitals .....	(C)	(D)	(D)	1	-	-	-	-	-	1	-	-	-
71	Arts, entertainment & recreation .....	(B)	(D)	(D)	4	2	-	1	1	-	-	-	-	-
72	Accommodation & food services .....	131	230	1 241	25	15	7	2	1	-	-	-	-	-
722	Food services & drinking places .....	(C)	(D)	(D)	22	14	5	2	1	-	-	-	-	-
81	Other services (except public administration) .....	34	89	362	15	14	-	1	-	-	-	-	-	-
<b>TREASURE</b>														
	<b>Total .....</b>	<b>92</b>	<b>355</b>	<b>1 658</b>	<b>26</b>	<b>19</b>	<b>4</b>	<b>2</b>	<b>1</b>	<b>-</b>	<b>-</b>	<b>-</b>	<b>-</b>	<b>-</b>
22	Utilities .....	(A)	(D)	(D)	1	-	-	1	-	-	-	-	-	-
23	Construction .....	(A)	(D)	(D)	3	3	-	-	-	-	-	-	-	-
31-33	Manufacturing .....	(A)	(D)	(D)	1	1	-	-	-	-	-	-	-	-
42	Wholesale trade .....	(B)	(D)	(D)	2	-	1	-	1	-	-	-	-	-
44-45	Retail trade .....	(A)	(D)	(D)	4	3	1	-	-	-	-	-	-	-
48-49	Transportation & warehousing .....	7	8	28	3	2	1	-	-	-	-	-	-	-
52	Finance & insurance .....	(A)	(D)	(D)	2	1	1	-	-	-	-	-	-	-
54	Professional, scientific & technical services .....	5	20	84	3	3	-	-	-	-	-	-	-	-
62	Health care and social assistance .....	(A)	(D)	(D)	2	2	-	-	-	-	-	-	-	-
72	Accommodation & food services .....	12	13	74	4	3	-	1	-	-	-	-	-	-
99	Unclassified establishments .....	(A)	(D)	(D)	1	1	-	-	-	-	-	-	-	-

See footnotes at end of table.

**Table 6. Counties—Employees, Payroll, and Establishments by Industry: 2002—Con.**

[Excludes most government employees, railroad employees, and self-employed persons. Size class 1 to 4 includes establishments with payroll, but no employees, during mid-March pay period. (D) denotes figures withheld to avoid disclosing data for individual companies; the data are included in broader industry totals. Detailed industries with 100 or more employees are shown if industry was not a (D). For explanation of terms, abbreviations, and data reliability/comparability, see introductory text]

NAICS code	Industry	Number of employees for week including March 12	Payroll (\$1,000)		Total number of establishments	Number of establishments by employment-size class								
			First quarter	Annual		1 to 4	5 to 9	10 to 19	20 to 49	50 to 99	100 to 249	250 to 499	500 to 999	1,000 or more
<b>VALLEY</b>														
	<b>Total</b> .....	<b>1 951</b>	<b>8 393</b>	<b>37 584</b>	<b>267</b>	<b>159</b>	<b>58</b>	<b>32</b>	<b>14</b>	<b>3</b>	<b>1</b>			
11	Forestry, fishing, hunting, and agriculture support .....	(A)	(D)	(D)	3	3	—	—	—	—	—	—	—	—
21	Mining .....	(A)	(D)	(D)	2	2	—	—	—	—	—	—	—	—
22	Utilities .....	29	270	1 221	4	2	—	2	—	—	—	—	—	—
23	Construction .....	79	379	2 310	28	20	6	2	—	—	—	—	—	—
31-33	Manufacturing .....	62	184	1 379	6	2	1	2	1	—	—	—	—	—
42	Wholesale trade .....	154	710	3 108	18	9	4	3	2	—	—	—	—	—
44-45	Retail trade .....	357	1 425	6 195	54	30	14	6	4	—	—	—	—	—
48-49	Transportation & warehousing .....	25	192	791	7	4	3	—	—	—	—	—	—	—
51	Information .....	41	111	481	5	1	2	2	—	—	—	—	—	—
52	Finance & insurance .....	112	757	2 824	19	11	5	2	1	—	—	—	—	—
53	Real estate & rental & leasing .....	33	116	468	11	10	—	1	—	—	—	—	—	—
54	Professional, scientific & technical services .....	60	377	1 311	11	7	3	—	1	—	—	—	—	—
55	Management of companies & enterprises .....	(A)	(D)	(D)	1	—	—	1	—	—	—	—	—	—
56	Admin, support, waste mgt, remediation services .....	81	279	1 452	8	4	2	—	2	—	—	—	—	—
62	Health care and social assistance .....	508	2 696	11 902	20	11	4	—	2	2	1	—	—	—
622	Hospitals .....	(C)	(D)	(D)	1	—	—	—	—	—	1	—	—	—
6221	General medical & surgical hospitals .....	(C)	(D)	(D)	1	—	—	—	—	—	1	—	—	—
62211	General medical & surgical hospitals .....	(C)	(D)	(D)	1	—	—	—	—	—	1	—	—	—
624	Social assistance .....	136	365	1 510	7	4	—	2	1	—	—	—	—	—
6241	Individual & family services .....	(C)	(D)	(D)	5	2	—	2	1	—	—	—	—	—
71	Arts, entertainment & recreation .....	19	42	368	8	7	—	1	—	—	—	—	—	—
72	Accommodation & food services .....	270	495	2 297	32	14	8	8	1	1	—	—	—	—
722	Food services & drinking places .....	199	308	1 359	26	11	6	8	1	—	—	—	—	—
81	Other services (except public administration) .....	107	297	1 168	28	20	6	2	—	—	—	—	—	—
99	Unclassified establishments .....	(A)	(D)	(D)	2	2	—	—	—	—	—	—	—	—
<b>WHEATLAND</b>														
	<b>Total</b> .....	<b>262</b>	<b>944</b>	<b>4 266</b>	<b>62</b>	<b>49</b>	<b>7</b>	<b>5</b>		<b>1</b>				
11	Forestry, fishing, hunting, and agriculture support .....	(A)	(D)	(D)	2	2	—	—	—	—	—	—	—	—
22	Utilities .....	2	5	91	3	3	—	—	—	—	—	—	—	—
23	Construction .....	7	7	66	4	3	1	—	—	—	—	—	—	—
31-33	Manufacturing .....	(A)	(D)	(D)	3	3	—	—	—	—	—	—	—	—
42	Wholesale trade .....	10	46	204	4	4	—	—	—	—	—	—	—	—
44-45	Retail trade .....	63	176	754	10	4	3	3	—	—	—	—	—	—
48-49	Transportation & warehousing .....	(A)	(D)	(D)	2	1	1	—	—	—	—	—	—	—
51	Information .....	(A)	(D)	(D)	2	2	—	—	—	—	—	—	—	—
52	Finance & insurance .....	22	105	413	4	3	—	1	—	—	—	—	—	—
53	Real estate & rental & leasing .....	(A)	(D)	(D)	1	1	—	—	—	—	—	—	—	—
54	Professional, scientific & technical services .....	7	42	155	6	6	—	—	—	—	—	—	—	—
62	Health care and social assistance .....	(B)	(D)	(D)	3	1	—	1	—	1	—	—	—	—
71	Arts, entertainment & recreation .....	(A)	(D)	(D)	1	1	—	—	—	—	—	—	—	—
72	Accommodation & food services .....	27	41	267	12	10	2	—	—	—	—	—	—	—
81	Other services (except public administration) .....	8	14	56	5	5	—	—	—	—	—	—	—	—
<b>WIBAUX</b>														
	<b>Total</b> .....	<b>132</b>	<b>569</b>	<b>2 471</b>	<b>24</b>	<b>17</b>	<b>5</b>	<b>1</b>		<b>1</b>				
22	Utilities .....	(A)	(D)	(D)	1	—	1	—	—	—	—	—	—	—
23	Construction .....	4	13	93	3	3	—	—	—	—	—	—	—	—
42	Wholesale trade .....	(A)	(D)	(D)	1	—	1	—	—	—	—	—	—	—
44-45	Retail trade .....	8	14	65	3	2	1	—	—	—	—	—	—	—
48-49	Transportation & warehousing .....	(A)	(D)	(D)	1	—	—	1	—	—	—	—	—	—
51	Information .....	(A)	(D)	(D)	1	1	—	—	—	—	—	—	—	—
52	Finance & insurance .....	7	24	104	4	4	—	—	—	—	—	—	—	—
54	Professional, scientific & technical services .....	6	19	76	3	3	—	—	—	—	—	—	—	—
62	Health care and social assistance .....	(B)	(D)	(D)	2	—	1	—	—	1	—	—	—	—
72	Accommodation & food services .....	12	20	103	4	3	1	—	—	—	—	—	—	—
99	Unclassified establishments .....	(A)	(D)	(D)	1	1	—	—	—	—	—	—	—	—

See footnotes at end of table.

**Table 6. Counties—Employees, Payroll, and Establishments by Industry: 2002—Con.**

[Excludes most government employees, railroad employees, and self-employed persons. Size class 1 to 4 includes establishments with payroll, but no employees, during mid-March pay period. (D) denotes figures withheld to avoid disclosing data for individual companies; the data are included in broader industry totals. Detailed industries with 100 or more employees are shown if industry was not a (D). For explanation of terms, abbreviations, and data reliability/comparability, see introductory text]

NAICS code	Industry	Number of employees for week including March 12	Payroll (\$1,000)		Total number of establishments	Number of establishments by employment-size class								
			First quarter	Annual		1 to 4	5 to 9	10 to 19	20 to 49	50 to 99	100 to 249	250 to 499	500 to 999	1,000 or more
<b>YELLOWSTONE</b>														
	<b>Total</b> .....	<b>58 638</b>	<b>373 645</b>	<b>1 604 604</b>	<b>4 986</b>	<b>2 694</b>	<b>993</b>	<b>646</b>	<b>450</b>	<b>132</b>	<b>54</b>	<b>11</b>	<b>4</b>	<b>2</b>
<b>11</b>	<b>Forestry, fishing, hunting, and agriculture support</b> .....	<b>40</b>	<b>239</b>	<b>978</b>	<b>7</b>	<b>5</b>	—	<b>1</b>	<b>1</b>	—	—	—	—	—
<b>21</b>	<b>Mining</b> .....	<b>153</b>	<b>1 996</b>	<b>8 418</b>	<b>38</b>	<b>30</b>	<b>5</b>	<b>1</b>	<b>2</b>	—	—	—	—	—
<b>22</b>	<b>Utilities</b> .....	<b>289</b>	<b>3 902</b>	<b>16 602</b>	<b>15</b>	<b>7</b>	<b>2</b>	<b>1</b>	<b>3</b>	<b>2</b>	—	—	—	—
221	Utilities .....	289	3 902	16 602	15	7	2	1	3	2	—	—	—	—
2211	Elec pwr generation, transmsn & distribution ...	(C)	(D)	(D)	6	2	—	—	3	1	—	—	—	—
22112	Electric pwr transmsn, control & distribution ..	(C)	(D)	(D)	3	1	—	—	1	1	—	—	—	—
<b>23</b>	<b>Construction</b> .....	<b>3 110</b>	<b>22 715</b>	<b>116 473</b>	<b>527</b>	<b>368</b>	<b>85</b>	<b>43</b>	<b>22</b>	<b>8</b>	—	<b>1</b>	—	—
233	Building, developing & general contracting .....	618	4 067	21 776	168	129	23	12	4	—	—	—	—	—
2332	Residential building construction .....	338	1 894	9 063	134	109	18	7	—	—	—	—	—	—
23321	Single-family housing construction .....	320	1 819	8 680	126	102	17	7	—	—	—	—	—	—
233210	Single-family housing construction .....	320	1 819	8 680	126	102	17	7	—	—	—	—	—	—
2333	Nonresidential building construction .....	(E)	(D)	(D)	27	14	4	5	4	—	—	—	—	—
23332	Commercial & institutional bldg construction ..	256	2 030	12 256	26	14	4	4	4	—	—	—	—	—
233320	Commercial & institutional bldg construction ..	256	2 030	12 256	26	14	4	4	4	—	—	—	—	—
234	Heavy construction .....	831	7 247	38 430	47	25	10	5	2	4	—	<b>1</b>	—	—
2341	Highway, street, bridge & tunnel construction ...	(E)	(D)	(D)	15	6	2	1	2	4	—	—	—	—
23411	Highway & street construction .....	331	2 842	21 673	13	5	1	1	2	4	—	—	—	—
234110	Highway & street construction .....	331	2 842	21 673	13	5	1	1	2	4	—	—	—	—
2349	Other heavy construction .....	(E)	(D)	(D)	32	19	8	4	—	—	—	<b>1</b>	—	—
23492	Pwr, communication transmsn line construction .....	(E)	(D)	(D)	6	3	2	—	—	—	—	<b>1</b>	—	—
235	Special trade contractors .....	1 661	11 401	56 267	312	214	52	26	16	4	—	—	—	—
2351	Plumbing, heating & AC contractor .....	444	3 779	17 848	66	41	12	5	7	1	—	—	—	—
23511	Plumbing, heating & AC contractor .....	444	3 779	17 848	66	41	12	5	7	1	—	—	—	—
235110	Plumbing, heating & AC contractor .....	444	3 779	17 848	66	41	12	5	7	1	—	—	—	—
2353	Electrical contractors .....	222	2 237	10 559	34	21	8	2	2	1	—	—	—	—
23531	Electrical contractors .....	222	2 237	10 559	34	21	8	2	2	1	—	—	—	—
235310	Electrical contractors .....	222	2 237	10 559	34	21	8	2	2	1	—	—	—	—
2354	Masonry, drywall, insulation, tile contractors ...	152	809	4 458	37	27	5	4	1	—	—	—	—	—
23542	Drywall, acoustical & insulation contractors ...	114	655	3 300	25	18	3	3	1	—	—	—	—	—
235420	Drywall, acoustical & insulation contractors ...	114	655	3 300	25	18	3	3	1	—	—	—	—	—
2355	Carpentry & floor contractors .....	138	809	3 505	35	30	2	2	—	<b>1</b>	—	—	—	—
23551	Carpentry contractors .....	119	718	3 105	25	20	2	2	—	<b>1</b>	—	—	—	—
235510	Carpentry contractors .....	119	718	3 105	25	20	2	2	—	<b>1</b>	—	—	—	—
2356	Roofing, siding, & sheet metal contractors .....	155	713	3 904	31	19	7	4	1	—	—	—	—	—
23561	Roofing, siding, & sheet metal contractors ...	155	713	3 904	31	19	7	4	1	—	—	—	—	—
235610	Roofing, siding, & sheet metal contractors ...	155	713	3 904	31	19	7	4	1	—	—	—	—	—
2357	Concrete contractors .....	179	677	4 960	39	26	8	3	2	—	—	—	—	—
23571	Concrete contractors .....	179	677	4 960	39	26	8	3	2	—	—	—	—	—
235710	Concrete contractors .....	179	677	4 960	39	26	8	3	2	—	—	—	—	—
2359	Other special trade contractors .....	271	1 757	7 174	42	28	6	6	1	1	—	—	—	—
23599	All other special trade contractors .....	160	971	3 581	25	18	3	3	—	<b>1</b>	—	—	—	—
235990	All other special trade contractors .....	160	971	3 581	25	18	3	3	—	<b>1</b>	—	—	—	—
<b>31-33</b>	<b>Manufacturing</b> .....	<b>3 126</b>	<b>30 307</b>	<b>125 789</b>	<b>167</b>	<b>76</b>	<b>37</b>	<b>24</b>	<b>18</b>	<b>7</b>	<b>2</b>	<b>3</b>	—	—
311	Food mfg .....	702	5 481	23 710	26	16	4	1	2	2	—	<b>1</b>	—	—
3118	Bakeries & tortilla mfg .....	(E)	(D)	(D)	10	7	1	—	1	—	—	<b>1</b>	—	—
31181	Bread & bakery product mfg .....	(E)	(D)	(D)	10	7	1	—	1	—	—	<b>1</b>	—	—
321	Wood product mfg .....	170	983	4 433	10	3	2	1	3	1	—	—	—	—
323	Printing & related support activities .....	166	1 059	4 750	23	14	5	2	2	—	—	—	—	—
3231	Printing & related support activities .....	166	1 059	4 750	23	14	5	2	2	—	—	—	—	—
32311	Printing .....	(C)	(D)	(D)	22	13	5	2	2	—	—	—	—	—
324	Petroleum & coal products mfg .....	(F)	(D)	(D)	5	—	1	—	1	—	<b>1</b>	—	—	—
3241	Petroleum & coal products mfg .....	(F)	(D)	(D)	5	—	1	—	1	—	<b>1</b>	<b>2</b>	—	—
32411	Petroleum refineries .....	(F)	(D)	(D)	3	—	—	—	—	—	<b>1</b>	<b>2</b>	—	—
325	Chemical mfg .....	125	1 427	5 090	8	3	—	3	2	—	—	—	—	—
327	Nonmetallic mineral product mfg .....	131	862	5 725	9	3	1	4	—	<b>1</b>	—	—	—	—
3273	Cement & concrete product mfg .....	(C)	(D)	(D)	7	2	—	4	—	<b>1</b>	—	—	—	—
332	Fabricated metal product mfg .....	366	3 897	12 958	26	12	8	2	3	—	<b>1</b>	—	—	—
3323	Architectural & structural metals mfg .....	(C)	(D)	(D)	8	4	2	—	1	—	<b>1</b>	—	—	—
33231	Plate work & fabricated structural prod mfg ...	(C)	(D)	(D)	3	—	—	—	1	—	<b>1</b>	—	—	—
333	Machinery mfg .....	149	1 099	4 532	7	2	1	2	1	1	—	—	—	—
3339	Other general purpose machinery mfg .....	(C)	(D)	(D)	3	1	—	1	—	<b>1</b>	—	—	—	—
33392	Material handling equipment mfg .....	(C)	(D)	(D)	2	—	—	1	—	<b>1</b>	—	—	—	—
336	Transportation equipment mfg .....	167	1 412	5 911	5	1	2	—	—	<b>2</b>	—	—	—	—
3362	Motor vehicle body & trailer mfg .....	(C)	(D)	(D)	4	—	2	—	—	<b>2</b>	—	—	—	—
33621	Motor vehicle body & trailer mfg .....	(C)	(D)	(D)	4	—	2	—	—	<b>2</b>	—	—	—	—
339	Miscellaneous mfg .....	131	934	3 620	19	11	4	2	2	—	—	—	—	—

See footnotes at end of table.

**Table 6. Counties—Employees, Payroll, and Establishments by Industry: 2002—Con.**

[Excludes most government employees, railroad employees, and self-employed persons. Size class 1 to 4 includes establishments with payroll, but no employees, during mid-March pay period. (D) denotes figures withheld to avoid disclosing data for individual companies; the data are included in broader industry totals. Detailed industries with 100 or more employees are shown if industry was not a (D). For explanation of terms, abbreviations, and data reliability/comparability, see introductory text]

NAICS code	Industry	Number of employees for week including March 12	Payroll (\$1,000)		Total number of establishments	Number of establishments by employment-size class								
			First quarter	Annual		1 to 4	5 to 9	10 to 19	20 to 49	50 to 99	100 to 249	250 to 499	500 to 999	1,000 or more
<b>YELLOWSTONE—Con.</b>														
<b>42</b>	<b>Wholesale trade</b> .....	<b>4 884</b>	<b>42 784</b>	<b>167 398</b>	<b>390</b>	<b>181</b>	<b>80</b>	<b>73</b>	<b>40</b>	<b>9</b>	<b>6</b>	<b>1</b>	—	—
421	Wholesale trade, durable goods .....	2 876	23 929	96 309	268	122	57	52	29	5	3	—	—	—
4211	Motor vehicle, motor vehicle pt & supply whsle .	675	4 875	19 572	39	14	10	5	7	2	1	—	—	—
42111	Automobile & other motor vehicle whsle . . . . .	343	2 312	9 117	17	9	3	—	3	1	1	—	—	—
421110	Automobile & other motor vehicle whsle . . . . .	343	2 312	9 117	17	9	3	—	3	1	1	—	—	—
42112	Motor vehicle supplies & new parts whsle . . . . .	279	2 251	8 865	16	5	3	3	4	1	—	—	—	—
421120	Motor vehicle supplies & new parts whsle . . . . .	279	2 251	8 865	16	5	3	3	4	1	—	—	—	—
4213	Lumber & other construction materials whsle . . . . .	234	2 004	8 907	26	15	3	5	2	1	—	—	—	—
42131	Lumber, plywood, millwork & wood panel whsle . . . . .	101	1 007	3 751	9	6	—	1	1	1	—	—	—	—
421310	Lumber, plywood, millwork & wood panel whsle . . . . .	101	1 007	3 751	9	6	—	1	1	1	—	—	—	—
4214	Professional & commercial equip & supp whsle . . . . .	389	3 164	12 454	41	16	9	11	5	—	—	—	—	—
4216	Electrical goods whsle . . . . .	150	1 481	5 972	22	14	2	3	3	—	—	—	—	—
42161	Elec equip, wiring supp, const material whsle . . . . .	108	1 069	4 531	12	5	2	3	2	—	—	—	—	—
421610	Elec equip, wiring supp, const material whsle . . . . .	108	1 069	4 531	12	5	2	3	2	—	—	—	—	—
4217	Hardware, plumb & heating equip & sup whsle . . . . .	348	3 235	12 939	27	9	7	8	2	—	1	—	—	—
42171	Hardware whsle . . . . .	110	827	3 623	11	5	2	3	1	—	—	—	—	—
421710	Hardware whsle . . . . .	110	827	3 623	11	5	2	3	1	—	—	—	—	—
42172	Plumbing & heating equipment & supplies whsle . . . . .	184	1 772	7 113	10	3	3	2	1	—	1	—	—	—
421720	Plumbing & heating equipment & supplies whsle . . . . .	184	1 772	7 113	10	3	3	2	1	—	1	—	—	—
4218	Machinery, equipment & supplies whsle . . . . .	771	7 083	27 775	75	34	18	14	7	1	1	—	—	—
42181	Const & mining (exc petroleum) equip whsle . . . . .	172	1 603	6 418	10	1	2	3	4	—	—	—	—	—
421810	Const & mining (exc petroleum) equip whsle . . . . .	172	1 603	6 418	10	1	2	3	4	—	—	—	—	—
42182	Farm & garden machinery & equipment whsle . . . . .	125	902	3 736	12	7	2	2	—	1	—	—	—	—
421820	Farm & garden machinery & equipment whsle . . . . .	125	902	3 736	12	7	2	2	—	1	—	—	—	—
42183	Industrial machinery & equipment whsle . . . . .	306	3 201	12 412	28	14	8	3	2	—	1	—	—	—
421830	Industrial machinery & equipment whsle . . . . .	306	3 201	12 412	28	14	8	3	2	—	1	—	—	—
42184	Industrial supplies whsle . . . . .	104	937	3 497	14	6	4	3	1	—	—	—	—	—
421840	Industrial supplies whsle . . . . .	104	937	3 497	14	6	4	3	1	—	—	—	—	—
4219	Miscellaneous durable goods whsle . . . . .	165	1 132	4 450	24	16	3	3	1	1	—	—	—	—
422	Wholesale trade, nondurable goods .....	2 008	18 855	71 089	122	59	23	21	11	4	3	1	—	—
4224	Grocery & related product whsle . . . . .	1 107	10 979	41 724	33	15	8	3	2	2	2	1	—	—
42241	General line grocery whsle . . . . .	430	3 872	16 099	7	3	1	—	—	1	2	—	—	—
422410	General line grocery whsle . . . . .	430	3 872	16 099	7	3	1	—	—	1	2	—	—	—
42242	Packaged frozen food whsle . . . . . (E)	(D)	(D)	(D)	6	2	1	2	—	—	—	1	—	—
42249	Other grocery & related products whsle . . . . .	198	1 620	6 736	13	6	3	1	2	1	—	—	—	—
422490	Other grocery & related products whsle . . . . .	198	1 620	6 736	13	6	3	1	2	1	—	—	—	—
4227	Petroleum & petroleum products whsle . . . . .	202	1 939	6 353	13	4	4	2	2	1	—	—	—	—
42272	Petroleum prod whsle (exc bulk sta, terminals) . . . . .	104	1 370	3 630	5	2	1	1	—	1	—	—	—	—
422720	Petroleum prod whsle (exc bulk sta, terminals) . . . . .	104	1 370	3 630	5	2	1	1	—	1	—	—	—	—
4228	Beer, wine, distilled alcoholic beverage whsle . . . . .	102	822	3 761	4	1	—	—	3	—	—	—	—	—
42281	Beer & ale whsle . . . . . (C)	(D)	(D)	(D)	3	—	—	—	3	—	—	—	—	—
4229	Miscellaneous nondurable goods whsle . . . . .	242	1 540	6 383	29	16	7	4	1	—	1	—	—	—
42291	Farm supplies whsle . . . . .	167	1 124	4 497	15	8	4	2	—	—	1	—	—	—
422910	Farm supplies whsle . . . . .	167	1 124	4 497	15	8	4	2	—	—	1	—	—	—
<b>44-45</b>	<b>Retail trade</b> .....	<b>10 241</b>	<b>50 705</b>	<b>217 834</b>	<b>746</b>	<b>308</b>	<b>225</b>	<b>111</b>	<b>58</b>	<b>26</b>	<b>15</b>	<b>2</b>	<b>1</b>	—
441	Motor vehicle & parts dealers .....	1 690	12 141	54 626	127	47	41	19	9	10	1	—	—	—
4411	Automobile dealers . . . . .	997	7 883	36 154	53	25	11	3	5	8	1	—	—	—
44111	New car dealers . . . . .	868	7 203	33 070	21	5	—	2	5	8	1	—	—	—
441110	New car dealers . . . . .	868	7 203	33 070	21	5	—	2	5	8	1	—	—	—
44112	Used car dealers . . . . .	129	680	3 084	32	20	11	1	—	—	—	—	—	—
441120	Used car dealers . . . . .	129	680	3 084	32	20	11	1	—	—	—	—	—	—
4412	Other motor vehicle dealers . . . . .	160	701	3 719	18	6	5	6	1	—	—	—	—	—
4413	Automotive parts, accessories & tire stores . . . . .	533	3 557	14 753	56	16	25	10	3	2	—	—	—	—
44131	Automotive parts, accessories & tire stores . . . . .	389	2 581	10 425	39	12	17	5	3	2	—	—	—	—
441310	Automotive parts, accessories & tire stores . . . . .	389	2 581	10 425	39	12	17	5	3	2	—	—	—	—
44132	Tire dealers . . . . .	144	976	4 328	17	4	8	5	—	—	—	—	—	—
441320	Tire dealers . . . . .	144	976	4 328	17	4	8	5	—	—	—	—	—	—
442	Furniture & home furnishing stores .....	409	2 452	10 260	42	13	14	10	5	—	—	—	—	—
4421	Furniture stores . . . . .	234	1 367	5 732	19	2	7	7	3	—	—	—	—	—
44211	Furniture stores . . . . .	234	1 367	5 732	19	2	7	7	3	—	—	—	—	—
442110	Furniture stores . . . . .	234	1 367	5 732	19	2	7	7	3	—	—	—	—	—
4422	Home furnishings stores . . . . .	175	1 085	4 528	23	11	7	3	2	—	—	—	—	—
443	Electronics & appliance stores .....	338	1 747	6 902	32	16	8	5	2	—	1	—	—	—
4431	Electronics & appliance stores . . . . .	338	1 747	6 902	32	16	8	5	2	—	1	—	—	—
44311	Appliance, TV & all other electronics stores . . . . .	271	1 311	5 379	22	10	5	5	1	—	1	—	—	—
443111	Household appliance stores . . . . .	104	638	2 605	9	3	2	3	1	—	—	—	—	—
443112	Radio, television & other electronics stores . . . . .	167	673	2 774	13	7	3	2	—	—	1	—	—	—
444	Bldg material & garden equip & supp dealers . . . . .	804	4 757	21 299	79	32	23	15	7	—	2	—	—	—
4441	Building material & supplies dealers . . . . .	638	3 721	16 779	61	24	20	11	4	—	2	—	—	—
44411	Home centers . . . . .	249	1 314	5 773	5	2	—	1	—	—	2	—	—	—
444110	Home centers . . . . .	249	1 314	5 773	5	2	—	1	—	—	2	—	—	—
44419	Other building material dealers . . . . .	296	1 968	9 457	45	18	17	7	3	—	—	—	—	—
444190	Other building material dealers . . . . .	296	1 968	9 457	45	18	17	7	3	—	—	—	—	—
4442	Lawn & garden equip & supplies stores . . . . .	166	1 036	4 520	18	8	3	4	3	—	—	—	—	—
44422	Nursery & garden centers . . . . . (C)	(D)	(D)	(D)	17	8	3	4	2	—	—	—	—	—

See footnotes at end of table.

**Table 6. Counties—Employees, Payroll, and Establishments by Industry: 2002—Con.**

[Excludes most government employees, railroad employees, and self-employed persons. Size class 1 to 4 includes establishments with payroll, but no employees, during mid-March pay period. (D) denotes figures withheld to avoid disclosing data for individual companies; the data are included in broader industry totals. Detailed industries with 100 or more employees are shown if industry was not a (D). For explanation of terms, abbreviations, and data reliability/comparability, see introductory text]

NAICS code	Industry	Number of employees for week including March 12	Payroll (\$1,000)		Total number of establishments	Number of establishments by employment-size class								
			First quarter	Annual		1 to 4	5 to 9	10 to 19	20 to 49	50 to 99	100 to 249	250 to 499	500 to 999	1,000 or more
<b>YELLOWSTONE—Con.</b>														
<b>44-45 Retail trade—Con.</b>														
445	Food & beverage stores .....	1 108	4 840	19 470	58	24	13	5	6	9	1	—	—	—
4451	Grocery stores .....	973	4 367	17 412	33	9	5	4	5	9	1	—	—	—
44511	Grocery (except convenience) stores .....	955	4 305	17 177	28	6	3	4	5	9	1	—	—	—
445110	Grocery (except convenience) stores .....	955	4 305	17 177	28	6	3	4	5	9	1	—	—	—
446	Health & personal care stores .....	341	1 737	8 455	49	25	13	6	5	—	—	—	—	—
4461	Health & personal care stores .....	341	1 737	8 455	49	25	13	6	5	—	—	—	—	—
44611	Pharmacies & drug stores .....	185	993	5 582	20	9	4	3	4	—	—	—	—	—
446110	Pharmacies & drug stores .....	185	993	5 582	20	9	4	3	4	—	—	—	—	—
447	Gasoline stations .....	1 254	5 377	22 531	67	20	27	14	1	1	3	1	—	—
4471	Gasoline stations .....	1 254	5 377	22 531	67	20	27	14	1	1	3	1	—	—
44711	Gasoline stations with convenience stores .....	1 073	4 674	19 488	48	14	18	11	1	—	3	1	—	—
447110	Gasoline stations with convenience stores .....	1 073	4 674	19 488	48	14	18	11	1	—	3	1	—	—
44719	Other gasoline stations .....	181	703	3 043	19	6	9	3	—	1	—	—	—	—
447190	Other gasoline stations .....	181	703	3 043	19	6	9	3	—	1	—	—	—	—
448	Clothing & clothing accessories stores .....	773	2 571	10 154	87	28	37	16	5	—	1	—	—	—
4481	Clothing stores .....	597	1 898	7 474	57	20	19	12	5	—	1	—	—	—
44812	Women's clothing stores .....	108	263	1 020	17	8	4	5	—	—	—	—	—	—
448120	Women's clothing stores .....	108	263	1 020	17	8	4	5	—	—	—	—	—	—
44814	Family clothing stores .....	382	1 321	5 279	21	3	9	3	5	—	1	—	—	—
448140	Family clothing stores .....	382	1 321	5 279	21	3	9	3	5	—	1	—	—	—
4482	Shoe stores .....	115	372	1 479	20	5	13	2	—	—	—	—	—	—
44821	Shoe stores .....	115	372	1 479	20	5	13	2	—	—	—	—	—	—
448210	Shoe stores .....	115	372	1 479	20	5	13	2	—	—	—	—	—	—
451	Sporting goods, hobby, book & music stores .....	693	3 165	12 286	59	29	14	6	8	1	1	—	—	—
4511	Sporting goods, hobby, musical instrument stores .....	530	2 718	10 475	42	19	10	6	5	1	1	—	—	—
45111	Sporting goods stores .....	333	1 695	6 477	21	12	3	2	2	1	1	—	—	—
451110	Sporting goods stores .....	333	1 695	6 477	21	12	3	2	2	1	1	—	—	—
45112	Hobby, toy & game stores .....	129	781	3 031	13	6	4	—	3	—	—	—	—	—
451120	Hobby, toy & game stores .....	129	781	3 031	13	6	4	—	3	—	—	—	—	—
4512	Book, periodical & music stores .....	163	447	1 811	17	10	4	—	3	—	—	—	—	—
452	General merchandise stores .....	1 967	8 533	37 288	20	3	3	2	2	3	5	1	1	—
4521	Department stores .....	1 578	6 727	27 860	8	—	—	—	—	2	4	1	1	—
45211	Department stores .....	1 578	6 727	27 860	8	—	—	—	—	2	4	1	1	—
452110	Department stores .....	1 578	6 727	27 860	8	—	—	—	—	2	4	1	1	—
4529	Other general merchandise stores .....	389	1 806	9 428	12	3	3	2	2	1	1	—	—	—
45291	Warehouse clubs & superstores .....	(C)	(D)	(D)	1	—	—	—	—	—	1	—	—	—
45299	All other general merchandise stores .....	(C)	(D)	(D)	11	3	3	2	2	1	—	—	—	—
453	Miscellaneous store retailers .....	705	2 708	11 662	100	56	26	9	7	2	—	—	—	—
4532	Office supplies, stationery & gift stores .....	197	705	2 896	31	18	6	4	3	—	—	—	—	—
45322	Gift, novelty & souvenir stores .....	114	288	1 229	24	14	6	4	—	—	—	—	—	—
453220	Gift, novelty & souvenir stores .....	114	288	1 229	24	14	6	4	—	—	—	—	—	—
4533	Used merchandise stores .....	156	454	1 782	15	6	6	—	2	1	—	—	—	—
45331	Used merchandise stores .....	156	454	1 782	15	6	6	—	2	1	—	—	—	—
453310	Used merchandise stores .....	156	454	1 782	15	6	6	—	2	1	—	—	—	—
4539	Other miscellaneous store retailers .....	(E)	(D)	(D)	47	29	11	5	2	—	—	—	—	—
45399	All other miscellaneous store retailers .....	125	507	2 388	31	21	8	2	—	—	—	—	—	—
454	Nonstore retailers .....	159	677	2 901	26	15	6	4	1	—	—	—	—	—
4543	Direct selling establishments .....	103	436	1 885	19	13	4	1	1	—	—	—	—	—
<b>48-49 Transportation &amp; warehousing</b>														
481	Air transportation .....	537	3 776	15 075	11	2	2	2	2	1	2	—	—	—
4811	Scheduled air transportation .....	452	3 060	12 102	6	—	—	2	2	—	2	—	—	—
48111	Scheduled air transportation .....	452	3 060	12 102	6	—	—	2	2	—	2	—	—	—
484	Truck transportation .....	1 185	8 756	38 738	120	67	13	21	15	4	—	—	—	—
4841	General freight trucking .....	691	5 027	22 374	69	38	7	14	7	3	—	—	—	—
48412	General freight trucking, long-distance .....	597	4 492	19 509	54	30	4	11	6	3	—	—	—	—
484121	General freight trucking, long-distance, TL .....	452	2 978	13 103	44	29	3	5	4	3	—	—	—	—
484122	General freight trucking, long-distance, LTL .....	145	1 514	6 406	10	1	1	6	2	—	—	—	—	—
4842	Specialized freight trucking .....	494	3 729	16 364	51	29	6	7	8	1	—	—	—	—
48422	Specialized freight (exc used) trucking, local .....	120	732	3 612	21	15	2	2	2	—	—	—	—	—
484220	Specialized freight (exc used) trucking, local .....	120	732	3 612	21	15	2	2	2	—	—	—	—	—
48423	Specialized freight (exc used) trucking, LDist .....	319	2 652	11 341	27	14	3	5	4	1	—	—	—	—
484230	Specialized freight (exc used) trucking, LDist .....	319	2 652	11 341	27	14	3	5	4	1	—	—	—	—
485	Transit & ground passenger transportation .....	265	997	3 859	9	1	1	3	2	2	—	—	—	—
4854	School & employee bus transportation .....	(C)	(D)	(D)	3	—	1	—	1	1	—	—	—	—
48541	School & employee bus transportation .....	(C)	(D)	(D)	3	—	1	—	1	1	—	—	—	—
488	Transportation support activities .....	236	1 709	7 294	29	19	4	2	3	1	—	—	—	—
4885	Freight transportation arrangement .....	131	995	4 503	12	7	3	1	—	1	—	—	—	—
48851	Freight transportation arrangement .....	131	995	4 503	12	7	3	1	—	1	—	—	—	—
488510	Freight transportation arrangement .....	131	995	4 503	12	7	3	1	—	1	—	—	—	—
492	Couriers & messengers .....	186	1 155	4 927	14	7	3	1	2	1	—	—	—	—
4921	Couriers .....	113	725	3 200	8	3	2	1	2	—	—	—	—	—
49211	Couriers .....	113	725	3 200	8	3	2	1	2	—	—	—	—	—
492110	Couriers .....	113	725	3 200	8	3	2	1	2	—	—	—	—	—

See footnotes at end of table.

**Table 6. Counties—Employees, Payroll, and Establishments by Industry: 2002—Con.**

[Excludes most government employees, railroad employees, and self-employed persons. Size class 1 to 4 includes establishments with payroll, but no employees, during mid-March pay period. (D) denotes figures withheld to avoid disclosing data for individual companies; the data are included in broader industry totals. Detailed industries with 100 or more employees are shown if industry was not a (D). For explanation of terms, abbreviations, and data reliability/comparability, see introductory text]

NAICS code	Industry	Number of employees for week including March 12	Payroll (\$1,000)		Total number of establishments	Number of establishments by employment-size class								
			First quarter	Annual		1 to 4	5 to 9	10 to 19	20 to 49	50 to 99	100 to 249	250 to 499	500 to 999	1,000 or more
<b>YELLOWSTONE—Con.</b>														
<b>51</b>	<b>Information</b>	<b>2 305</b>	<b>16 179</b>	<b>57 391</b>	<b>96</b>	<b>41</b>	<b>18</b>	<b>16</b>	<b>12</b>	<b>5</b>	<b>2</b>	<b>1</b>	<b>1</b>	<b>—</b>
511	Publishing industries	400	2 856	11 812	15	5	4	3	1	1	—	1	—	—
5111	Newspaper, periodical, book, database publishers	400	2 856	11 812	15	5	4	3	1	1	—	1	—	—
51111	Newspaper publishers (E)	(D)	(D)	(D)	7	2	2	2	—	—	—	1	—	—
513	Broadcasting & telecommunications	828	6 693	25 556	60	26	11	11	8	4	—	—	—	—
5131	Radio & television broadcasting	294	2 238	9 209	13	3	2	2	4	2	—	—	—	—
51311	Radio broadcasting	126	805	3 722	7	1	1	2	3	—	—	—	—	—
51312	Television broadcasting	168	1 433	5 487	6	2	1	—	1	2	—	—	—	—
513120	Television broadcasting	168	1 433	5 487	6	2	1	—	1	2	—	—	—	—
5132	Cable networks & program distribution (C)	(D)	(D)	(D)	9	4	—	3	1	1	—	—	—	—
51322	Cable & other program distribution (C)	(D)	(D)	(D)	8	3	—	3	1	1	—	—	—	—
5133	Telecommunications (E)	(D)	(D)	(D)	38	19	9	6	3	1	—	—	—	—
51331	Wired telecommunications carriers	235	2 224	7 953	21	12	4	2	2	1	—	—	—	—
513310	Wired telecommunications carriers	235	2 224	7 953	21	12	4	2	2	1	—	—	—	—
51332	Wireless telecom carriers (exc satellite)	110	1 130	3 877	12	5	3	3	1	—	—	—	—	—
513322	Cellular & other wireless telecommunications	110	1 130	3 877	12	5	3	3	1	—	—	—	—	—
514	Information & data processing services	996	6 389	18 929	15	8	2	1	1	—	2	—	1	—
5142	Data processing services	987	6 321	18 713	10	4	1	1	1	—	2	—	1	—
51421	Data processing services	987	6 321	18 713	10	4	1	1	1	—	2	—	1	—
514210	Data processing services	987	6 321	18 713	10	4	1	1	1	—	2	—	1	—
<b>52</b>	<b>Finance &amp; insurance</b>	<b>2 749</b>	<b>28 354</b>	<b>112 903</b>	<b>325</b>	<b>207</b>	<b>58</b>	<b>25</b>	<b>24</b>	<b>6</b>	<b>5</b>	<b>—</b>	<b>—</b>	<b>—</b>
522	Credit intermediation & related activities	1 462	15 050	58 194	112	52	26	14	13	4	3	—	—	—
5221	Depository credit intermediation	1 207	12 422	48 274	61	22	12	9	11	4	3	—	—	—
52211	Commercial banking	1 037	11 364	43 907	46	16	7	9	8	3	3	—	—	—
522110	Commercial banking	1 037	11 364	43 907	46	16	7	9	8	3	3	—	—	—
52213	Credit unions	170	1 058	4 367	15	6	5	—	3	1	—	—	—	—
522130	Credit unions	170	1 058	4 367	15	6	5	—	3	1	—	—	—	—
5222	Nondepository credit intermediation	218	2 424	8 785	39	21	11	5	2	—	—	—	—	—
52229	Other nondepository credit intermediation	189	2 118	7 749	33	18	9	4	2	—	—	—	—	—
522292	Real estate credit	108	1 713	6 014	10	4	1	3	2	—	—	—	—	—
523	Security, commodity contracts & like activity	433	6 154	24 260	57	41	6	3	6	—	1	—	—	—
5231	Scrtcy & comdty contracts intermed & brokerage	367	5 717	22 487	32	20	4	1	6	—	1	—	—	—
52312	Securities brokerage	348	5 527	21 865	26	16	2	1	6	—	1	—	—	—
523120	Securities brokerage	348	5 527	21 865	26	16	2	1	6	—	1	—	—	—
524	Insurance carriers & related activities	854	7 150	30 449	156	114	26	8	5	2	1	—	—	—
5241	Insurance carriers	220	1 957	7 824	32	18	7	4	2	1	—	—	—	—
52411	Direct life, health, medical insurance carriers	157	1 292	5 105	15	6	3	3	2	1	—	—	—	—
524113	Direct life insurance carriers	144	1 129	4 493	12	4	3	2	2	1	—	—	—	—
5242	Agencies & other insurance related activities	634	5 193	22 625	124	96	19	4	3	1	1	—	—	—
52421	Insurance agencies & brokerages	392	3 542	15 191	113	90	16	4	2	1	—	—	—	—
524210	Insurance agencies & brokerages	392	3 542	15 191	113	90	16	4	2	1	—	—	—	—
52429	Other insurance related activities	242	1 651	7 434	11	6	3	—	1	—	1	—	—	—
<b>53</b>	<b>Real estate &amp; rental &amp; leasing</b>	<b>853</b>	<b>3 818</b>	<b>19 783</b>	<b>202</b>	<b>156</b>	<b>27</b>	<b>12</b>	<b>6</b>	<b>1</b>	<b>—</b>	<b>—</b>	<b>—</b>	<b>—</b>
531	Real estate	472	2 172	9 952	160	142	11	3	4	—	—	—	—	—
5311	Lessors of real estate	219	751	3 205	60	52	4	2	2	—	—	—	—	—
5312	Offices of real estate agents & brokers	144	870	3 899	66	60	4	1	1	—	—	—	—	—
53121	Offices of real estate agents & brokers	144	870	3 899	66	60	4	1	1	—	—	—	—	—
531210	Offices of real estate agents & brokers	144	870	3 899	66	60	4	1	1	—	—	—	—	—
5313	Activities related to real estate	109	551	2 848	34	30	3	—	1	—	—	—	—	—
532	Rental & leasing services (E)	(D)	(D)	(D)	40	12	16	9	2	1	—	—	—	—
5321	Automotive equipment rental & leasing	105	363	1 689	12	4	4	3	1	—	—	—	—	—
5322	Consumer goods rental	130	492	2 087	13	3	6	3	1	—	—	—	—	—
53223	Video tape & disc rental	104	360	1 489	10	2	5	2	1	—	—	—	—	—
532230	Video tape & disc rental	104	360	1 489	10	2	5	2	1	—	—	—	—	—
5324	Commercial, industrial equip rental & leasing	107	616	5 319	8	1	4	2	—	1	—	—	—	—
<b>54</b>	<b>Professional, scientific &amp; technical services</b>	<b>3 505</b>	<b>27 603</b>	<b>123 518</b>	<b>519</b>	<b>351</b>	<b>77</b>	<b>52</b>	<b>31</b>	<b>4</b>	<b>4</b>	<b>—</b>	<b>—</b>	<b>—</b>
541	Professional, scientific & technical services	3 505	27 603	123 518	519	351	77	52	31	4	4	—	—	—
5411	Legal services	543	5 279	25 262	103	74	11	14	3	1	—	—	—	—
54111	Offices of lawyers	492	5 010	23 812	98	72	10	13	2	1	—	—	—	—
541110	Offices of lawyers	492	5 010	23 812	98	72	10	13	2	1	—	—	—	—
5412	Accounting, tax prep, bookkeep, payroll services	529	3 424	13 401	93	63	15	9	6	—	—	—	—	—
54121	Accounting, tax prep, bookkeep, payroll services	529	3 424	13 401	93	63	15	9	6	—	—	—	—	—
541211	Offices of certified public accountants	365	2 615	10 879	58	38	10	5	5	—	—	—	—	—
5413	Architectural, engineering & related services	1 106	10 255	48 509	105	61	19	9	12	3	1	—	—	—
54131	Architectural services	286	2 772	13 930	20	11	6	1	1	—	—	—	—	—
541310	Architectural services	286	2 772	13 930	20	11	6	1	1	—	—	—	—	—
54133	Engineering services	639	6 234	29 337	56	30	9	5	10	2	—	—	—	—
541330	Engineering services	639	6 234	29 337	56	30	9	5	10	2	—	—	—	—
5414	Specialized design services (C)	(D)	(D)	(D)	14	9	3	1	—	—	—	—	—	—
54143	Graphic design services	152	1 004	3 845	8	4	2	1	—	—	1	—	—	—
541430	Graphic design services	152	1 004	3 845	8	4	2	1	—	—	1	—	—	—
5415	Computer systems design & related services	329	3 173	13 551	42	30	5	4	2	—	1	—	—	—
54151	Computer systems design & related services	329	3 173	13 551	42	30	5	4	2	—	1	—	—	—
541512	Computer systems design services	237	2 127	8 998	19	13	2	2	1	—	1	—	—	—
5416	Management, sci & tech consulting services	203	1 689	6 835	73	60	7	5	1	—	—	—	—	—
54161	Management consulting services	141	1 140	4 658	54	44	7	3	—	—	—	—	—	—

See footnotes at end of table.

**Table 6. Counties—Employees, Payroll, and Establishments by Industry: 2002—Con.**

[Excludes most government employees, railroad employees, and self-employed persons. Size class 1 to 4 includes establishments with payroll, but no employees, during mid-March pay period. (D) denotes figures withheld to avoid disclosing data for individual companies; the data are included in broader industry totals. Detailed industries with 100 or more employees are shown if industry was not a (D). For explanation of terms, abbreviations, and data reliability/comparability, see introductory text]

NAICS code	Industry	Number of employees for week including March 12	Payroll (\$1,000)		Total number of establishments	Number of establishments by employment-size class										
			First quarter	Annual		1 to 4	5 to 9	10 to 19	20 to 49	50 to 99	100 to 249	250 to 499	500 to 999	1,000 or more		
<b>54</b>	<b>YELLOWSTONE—Con.</b>															
	<b>Professional, scientific &amp; technical services—Con.</b>															
541	Professional, scientific & technical services—Con.															
5418	Advertising & related services .....	282	1 047	4 557	31	20	4	4	2	—	1	—	—	—	—	—
54189	Other services related to advertising .....	(C)	(D)	(D)	16	11	2	1	1	—	1	—	—	—	—	—
5419	Oth professional, scientific, technical services ..	325	1 408	6 135	55	33	12	5	5	—	—	—	—	—	—	—
54194	Veterinary services .....	174	720	2 970	21	7	7	5	2	—	—	—	—	—	—	—
541940	Veterinary services .....	174	720	2 970	21	7	7	5	2	—	—	—	—	—	—	—
<b>55</b>	<b>Management of companies &amp; enterprises .</b>	<b>268</b>	<b>3 603</b>	<b>13 556</b>	<b>22</b>	<b>8</b>	<b>6</b>	<b>4</b>	<b>3</b>	<b>1</b>	—	—	—	—	—	—
551	Management of companies & enterprises .....	268	3 603	13 556	22	8	6	4	3	1	—	—	—	—	—	—
5511	Management of companies & enterprises .....	268	3 603	13 556	22	8	6	4	3	1	—	—	—	—	—	—
55111	Management of companies & enterprises .....	268	3 603	13 556	22	8	6	4	3	1	—	—	—	—	—	—
551114	Corp, subsidiary & regional managing offices .....	251	3 282	12 251	18	6	4	4	3	1	—	—	—	—	—	—
<b>56</b>	<b>Admin, support, waste mgt, remediation services .....</b>	<b>2 701</b>	<b>10 325</b>	<b>47 517</b>	<b>242</b>	<b>152</b>	<b>27</b>	<b>27</b>	<b>24</b>	<b>7</b>	<b>4</b>	<b>1</b>	—	—	—	—
561	Administrative & support services .....	2 604	9 577	44 218	233	148	25	26	22	7	4	1	—	—	—	—
5613	Employment services .....	832	3 161	15 862	24	4	3	2	8	6	1	—	—	—	—	—
56132	Temporary help services .....	693	2 353	11 927	16	2	1	1	5	6	1	—	—	—	—	—
561320	Temporary help services .....	693	2 353	11 927	16	2	1	1	5	6	1	—	—	—	—	—
5614	Business support services .....	525	1 381	5 661	26	15	2	5	2	—	1	1	—	—	—	—
56142	Telephone call centers .....	414	790	3 199	4	—	—	1	1	—	1	1	—	—	—	—
5616	Investigation & security services .....	318	1 727	7 239	18	7	2	2	6	1	—	—	—	—	—	—
56161	Investigation, guard & armored car services ..	268	1 363	6 000	11	3	—	2	5	1	—	—	—	—	—	—
5617	Services to buildings & dwellings .....	643	1 782	9 101	121	91	13	10	6	—	1	—	—	—	—	—
56172	Janitorial services .....	455	1 173	5 150	49	29	8	6	5	—	1	—	—	—	—	—
561720	Janitorial services .....	455	1 173	5 150	49	29	8	6	5	—	1	—	—	—	—	—
56173	Landscaping services .....	114	367	2 885	52	46	2	4	—	—	—	—	—	—	—	—
561730	Landscaping services .....	114	367	2 885	52	46	2	4	—	—	—	—	—	—	—	—
5619	Other support services .....	172	405	1 801	18	13	2	2	—	—	1	—	—	—	—	—
56199	All other support services .....	155	347	1 503	13	9	2	1	—	—	1	—	—	—	—	—
561990	All other support services .....	155	347	1 503	13	9	2	1	—	—	1	—	—	—	—	—
<b>61</b>	<b>Educational services .....</b>	<b>812</b>	<b>3 024</b>	<b>12 775</b>	<b>30</b>	<b>17</b>	<b>4</b>	<b>5</b>	<b>2</b>	—	<b>1</b>	—	<b>1</b>	—	<b>1</b>	—
611	Educational services .....	812	3 024	12 775	30	17	4	5	2	—	1	—	1	—	1	—
6111	Elementary & secondary schools .....	(C)	(D)	(D)	3	1	—	1	—	—	1	—	—	—	—	—
61111	Elementary & secondary schools .....	(C)	(D)	(D)	3	1	—	1	—	—	1	—	—	—	—	—
6113	Colleges, universities & professional schools ...	(F)	(D)	(D)	2	—	—	—	1	—	—	—	—	—	1	—
61131	Colleges, universities & professional schools .	(F)	(D)	(D)	2	—	—	—	1	—	—	—	—	—	1	—
<b>62</b>	<b>Health care and social assistance .....</b>	<b>9 397</b>	<b>75 338</b>	<b>335 729</b>	<b>447</b>	<b>219</b>	<b>117</b>	<b>56</b>	<b>24</b>	<b>20</b>	<b>6</b>	<b>2</b>	<b>1</b>	—	<b>2</b>	—
621	Ambulatory health care services .....	2 647	34 835	161 215	268	133	85	30	11	8	—	—	—	—	1	—
6211	Offices of physicians .....	1 235	25 084	117 659	89	49	16	16	5	2	—	—	—	—	1	—
62111	Offices of physicians .....	1 235	25 084	117 659	89	49	16	16	5	2	—	—	—	—	1	—
621111	Offices of physicians (exc mental health) ...	1 229	24 976	117 350	85	45	16	16	5	2	—	—	—	—	1	—
6212	Offices of dentists .....	422	2 989	14 760	67	15	46	6	—	—	—	—	—	—	—	—
62121	Offices of dentists .....	422	2 989	14 760	67	15	46	6	—	—	—	—	—	—	—	—
621210	Offices of dentists .....	422	2 989	14 760	67	15	46	6	—	—	—	—	—	—	—	—
6213	Offices of other health practitioners .....	231	1 581	6 474	71	56	12	2	1	—	—	—	—	—	—	—
62132	Offices of optometrists .....	108	913	3 586	19	12	4	2	1	—	—	—	—	—	—	—
621320	Offices of optometrists .....	108	913	3 586	19	12	4	2	1	—	—	—	—	—	—	—
6214	Outpatient care centers .....	484	3 663	15 020	25	7	9	2	3	4	—	—	—	—	—	—
62142	Outpatient mental health, substance abuse ctrs .....	251	1 725	7 460	12	5	3	1	—	3	—	—	—	—	—	—
621420	Outpatient mental health, substance abuse ctrs .....	251	1 725	7 460	12	5	3	1	—	3	—	—	—	—	—	—
62149	Other outpatient care centers .....	198	1 735	6 755	8	2	1	1	3	1	—	—	—	—	—	—
6219	Other ambulatory health care services .....	174	978	4 974	5	1	—	1	1	2	—	—	—	—	—	—
622	Hospitals .....	(H)	(D)	(D)	3	1	—	—	—	—	—	—	—	—	—	2
6221	General medical & surgical hospitals .....	(H)	(D)	(D)	3	1	—	—	—	—	—	—	—	—	—	2
62211	General medical & surgical hospitals .....	(H)	(D)	(D)	3	1	—	—	—	—	—	—	—	—	—	2
623	Nursing & residential care facilities .....	1 977	8 926	38 069	51	10	13	13	4	6	3	2	—	—	—	—
6231	Nursing care facilities .....	663	3 123	12 749	12	2	1	3	1	2	3	—	—	—	—	—
62311	Nursing care facilities .....	663	3 123	12 749	12	2	1	3	1	2	3	—	—	—	—	—
623110	Nursing care facilities .....	663	3 123	12 749	12	2	1	3	1	2	3	—	—	—	—	—
6232	Residential mental retardation, health facil .....	456	2 179	9 301	18	2	8	6	—	1	—	1	—	—	—	—
62321	Residential mental retardation facilities .....	(C)	(D)	(D)	17	2	8	6	—	1	—	—	—	—	—	—
62322	Residential mental health, subst abuse facil ..	(E)	(D)	(D)	1	—	—	—	—	—	—	—	—	—	—	—
6233	Community care facilities for the elderly .....	704	3 017	13 415	17	6	4	2	2	2	—	1	—	—	—	—
62331	Community care facilities for the elderly .....	704	3 017	13 415	17	6	4	2	2	2	—	1	—	—	—	—
623311	Continuing care retirement communities ...	537	2 523	11 222	5	1	1	—	1	1	—	—	—	—	—	—
623312	Homes for the elderly .....	167	494	2 193	12	5	3	2	1	1	—	—	—	—	—	—
6239	Other residential care facilities .....	154	607	2 604	4	—	—	—	2	1	—	—	—	—	—	—
62399	Other residential care facilities .....	154	607	2 604	4	—	—	—	2	1	—	—	—	—	—	—
623990	Other residential care facilities .....	154	607	2 604	4	—	—	—	2	1	—	—	—	—	—	—

See footnotes at end of table.



**Table 6. Counties—Employees, Payroll, and Establishments by Industry: 2002—Con.**

[Excludes most government employees, railroad employees, and self-employed persons. Size class 1 to 4 includes establishments with payroll, but no employees, during mid-March pay period. (D) denotes figures withheld to avoid disclosing data for individual companies; the data are included in broader industry totals. Detailed industries with 100 or more employees are shown if industry was not a (D). For explanation of terms, abbreviations, and data reliability/comparability, see introductory text]

NAICS code	Industry	Number of employees for week including March 12	Payroll (\$1,000)		Total number of establishments	Number of establishments by employment-size class									
			First quarter	Annual		1 to 4	5 to 9	10 to 19	20 to 49	50 to 99	100 to 249	250 to 499	500 to 999	1,000 or more	
<b>YELLOWSTONE—Con.</b>															
<b>62 Health care and social assistance—Con.</b>															
624	Social assistance .....	(G)	(D)	(D)	125	75	19	13	9	6	3	-	-	-	
6241	Individual & family services .....	693	2 632	10 634	39	22	4	4	4	3	2	-	-	-	
62411	Child & youth services .....	260	917	3 456	6	1	2	-	1	1	1	-	-	-	
624110	Child & youth services .....	260	917	3 456	6	1	2	-	1	1	1	-	-	-	
62412	Services for elderly & disabled persons .....	145	514	1 820	8	5	-	1	1	1	-	-	-	-	
624120	Services for elderly & disabled persons .....	145	514	1 820	8	5	-	1	1	1	-	-	-	-	
62419	Other individual & family services .....	288	1 201	5 358	25	16	2	3	2	1	1	-	-	-	
624190	Other individual & family services .....	288	1 201	5 358	25	16	2	3	2	1	1	-	-	-	
6242	Community, emergency & other relief services ..	(C)	(D)	(D)	7	4	-	2	-	1	-	-	-	-	
6243	Vocational rehabilitation services .....	(E)	(D)	(D)	11	4	4	1	1	-	1	-	-	-	
62431	Vocational rehabilitation services .....	(E)	(D)	(D)	11	4	4	1	1	-	1	-	-	-	
6244	Child day care services .....	487	1 339	5 197	68	45	11	6	4	2	-	-	-	-	
62441	Child day care services .....	487	1 339	5 197	68	45	11	6	4	2	-	-	-	-	
624410	Child day care services .....	487	1 339	5 197	68	45	11	6	4	2	-	-	-	-	
<b>71</b>	<b>Arts, entertainment &amp; recreation .....</b>	<b>1 383</b>	<b>4 630</b>	<b>20 231</b>	<b>130</b>	<b>56</b>	<b>24</b>	<b>26</b>	<b>20</b>	<b>4</b>	-	-	-	-	
711	Performing arts, spectator sports & related industries .....	104	357	1 726	29	25	2	1	1	-	-	-	-	-	
713	Amusement, gambling & recreation industries ..	1 213	4 014	17 468	95	29	20	25	17	4	-	-	-	-	
7132	Gambling industries .....	(F)	(D)	(D)	46	9	10	17	8	2	-	-	-	-	
71329	Other gambling industries .....	526	1 622	6 648	42	8	10	16	7	1	-	-	-	-	
713290	Other gambling industries .....	526	1 622	6 648	42	8	10	16	7	1	-	-	-	-	
7139	Other amusement & recreation industries .....	594	2 150	9 768	47	19	9	8	9	2	-	-	-	-	
71391	Golf courses & country clubs .....	129	586	3 347	8	1	2	2	3	-	-	-	-	-	
713910	Golf courses & country clubs .....	129	586	3 347	8	1	2	2	3	-	-	-	-	-	
71394	Fitness & recreational sports centers .....	257	696	2 865	15	6	3	2	2	2	-	-	-	-	
713940	Fitness & recreational sports centers .....	257	696	2 865	15	6	3	2	2	2	-	-	-	-	
71399	All other amusement & recreation industries ..	106	528	2 277	18	11	4	2	1	-	-	-	-	-	
713990	All other amusement & recreation industries ..	106	528	2 277	18	11	4	2	1	-	-	-	-	-	
<b>72</b>	<b>Accommodation &amp; food services .....</b>	<b>7 230</b>	<b>17 694</b>	<b>75 789</b>	<b>377</b>	<b>103</b>	<b>62</b>	<b>75</b>	<b>112</b>	<b>18</b>	<b>7</b>	-	-	-	
721	Accommodation .....	1 176	3 318	13 968	59	22	5	10	17	3	2	-	-	-	
7211	Traveler accommodation .....	(G)	(D)	(D)	50	15	4	9	17	3	2	-	-	-	
72111	Hotels (exc casino hotels) & motels .....	1 152	3 262	13 164	49	14	4	9	17	3	2	-	-	-	
721110	Hotels (exc casino hotels) & motels .....	1 152	3 262	13 164	49	14	4	9	17	3	2	-	-	-	
722	Food services & drinking places .....	6 054	14 376	61 821	318	81	57	65	95	15	5	-	-	-	
7221	Full-service restaurants .....	2 795	7 435	31 189	96	16	8	17	41	11	3	-	-	-	
72211	Full-service restaurants .....	2 795	7 435	31 189	96	16	8	17	41	11	3	-	-	-	
722110	Full-service restaurants .....	2 795	7 435	31 189	96	16	8	17	41	11	3	-	-	-	
7222	Limited-service eating places .....	2 202	4 630	20 519	149	43	31	31	40	4	-	-	-	-	
72221	Limited-service eating places .....	2 202	4 630	20 519	149	43	31	31	40	4	-	-	-	-	
722211	Limited-service restaurants .....	1 808	3 917	16 881	108	26	19	23	37	3	-	-	-	-	
722213	Snack & nonalcoholic beverage bars .....	338	580	2 684	36	15	10	8	2	1	-	-	-	-	
7223	Special food services .....	466	741	3 493	14	5	1	3	3	-	2	-	-	-	
72231	Food service contractors .....	(E)	(D)	(D)	8	1	-	2	3	-	2	-	-	-	
7224	Drinking places (alcoholic beverages) .....	591	1 570	6 620	59	17	17	14	11	-	-	-	-	-	
72241	Drinking places (alcoholic beverages) .....	591	1 570	6 620	59	17	17	14	11	-	-	-	-	-	
722410	Drinking places (alcoholic beverages) .....	591	1 570	6 620	59	17	17	14	11	-	-	-	-	-	
<b>81</b>	<b>Other services (except public administration) .....</b>	<b>3 113</b>	<b>13 505</b>	<b>59 587</b>	<b>501</b>	<b>295</b>	<b>115</b>	<b>63</b>	<b>23</b>	<b>5</b>	-	-	-	-	
811	Repair & maintenance .....	1 201	6 182	28 628	203	121	50	21	9	2	-	-	-	-	
8111	Automotive repair & maintenance .....	895	4 349	18 626	137	74	38	16	8	1	-	-	-	-	
81111	Automotive mechanical & electrical R&M .....	311	1 805	7 524	73	47	17	7	2	-	-	-	-	-	
811111	General automotive repair .....	188	1 056	4 432	55	38	14	2	1	-	-	-	-	-	
811112	Automotive body, paint, interior & glass repair .....	228	1 514	6 541	37	18	12	5	2	-	-	-	-	-	
811121	Automotive body, paint & interior R&M .....	180	1 226	5 244	27	12	9	4	2	-	-	-	-	-	
811119	Other automotive R&M .....	356	1 030	4 561	27	9	9	4	4	1	-	-	-	-	
811192	Car washes .....	216	638	2 945	17	7	3	3	4	-	-	-	-	-	
8113	Commercial equipment (exc auto & elec) R&M .....	183	1 287	8 113	34	23	7	3	-	1	-	-	-	-	
81131	Commercial equipment (exc auto & elec) R&M .....	183	1 287	8 113	34	23	7	3	-	1	-	-	-	-	
811310	Commercial equipment (exc auto & elec) R&M .....	183	1 287	8 113	34	23	7	3	-	1	-	-	-	-	
812	Personal & laundry services .....	669	2 875	12 161	106	68	18	13	6	1	-	-	-	-	
8121	Personal care services .....	259	868	3 753	49	32	10	5	2	-	-	-	-	-	
81211	Hair, nail & skin care services .....	199	749	3 253	41	26	10	4	1	-	-	-	-	-	
8123	Drycleaning & laundry services .....	237	981	4 025	23	13	4	3	2	1	-	-	-	-	
81233	Linen & uniform supply .....	141	714	2 997	4	1	-	-	2	1	-	-	-	-	
8129	Other personal services .....	113	675	2 852	24	19	1	2	2	-	-	-	-	-	
813	Religious, grantmaking, civic, prof & like organizations .....	1 243	4 448	18 798	192	106	47	29	8	2	-	-	-	-	
8131	Religious organizations .....	696	2 287	9 214	99	50	28	15	5	1	-	-	-	-	
81311	Religious organizations .....	696	2 287	9 214	99	50	28	15	5	1	-	-	-	-	
813110	Religious organizations .....	696	2 287	9 214	99	50	28	15	5	1	-	-	-	-	
8133	Social advocacy organizations .....	144	512	2 297	19	14	1	2	1	1	-	-	-	-	
81331	Social advocacy organizations .....	144	512	2 297	19	14	1	2	1	1	-	-	-	-	
8134	Civic & social organizations .....	184	526	2 451	23	10	6	5	2	-	-	-	-	-	
81341	Civic & social organizations .....	184	526	2 451	23	10	6	5	2	-	-	-	-	-	
813410	Civic & social organizations .....	184	526	2 451	23	10	6	5	2	-	-	-	-	-	
8139	Business, labor, political, like organizations .....	156	661	2 816	39	26	9	4	-	-	-	-	-	-	

See footnotes at end of table.

**Table 6. Counties—Employees, Payroll, and Establishments by Industry: 2002—Con.**

[Excludes most government employees, railroad employees, and self-employed persons. Size class 1 to 4 includes establishments with payroll, but no employees, during mid-March pay period. (D) denotes figures withheld to avoid disclosing data for individual companies; the data are included in broader industry totals. Detailed industries with 100 or more employees are shown if industry was not a (D). For explanation of terms, abbreviations, and data reliability/comparability, see introductory text]

NAICS code	Industry	Number of employees for week including March 12	Payroll (\$1,000)		Total number of establishments	Number of establishments by employment-size class								
			First quarter	Annual		1 to 4	5 to 9	10 to 19	20 to 49	50 to 99	100 to 249	250 to 499	500 to 999	1,000 or more
<b>YELLOWSTONE—Con.</b>														
95	Auxiliaries (exc corporate, subsidiary & regional mgt) .....	55	425	1 886	6	3	—	2	1	—	—	—	—	—
99	Unclassified establishments .....	3	16	293	12	12	—	—	—	—	—	—	—	—
<b>STATEWIDE</b>														
	<b>Total .....</b>	<b>873</b>	<b>7 669</b>	<b>32 570</b>	<b>49</b>	<b>26</b>	<b>10</b>	<b>5</b>	<b>5</b>	<b>2</b>	<b>—</b>	<b>1</b>	<b>—</b>	<b>—</b>
21	<b>Mining .....</b>	<b>781</b>	<b>6 963</b>	<b>30 730</b>	<b>40</b>	<b>21</b>	<b>8</b>	<b>5</b>	<b>3</b>	<b>2</b>	<b>—</b>	<b>1</b>	<b>—</b>	<b>—</b>
213	Mining support activities .....	754	6 425	29 092	34	16	8	4	3	2	—	1	—	—
2131	Mining support activities .....	754	6 425	29 092	34	16	8	4	3	2	—	1	—	—
21311	Mining support activities .....	754	6 425	29 092	34	16	8	4	3	2	—	1	—	—
213111	Drilling oil & gas wells .....	515	4 254	18 108	7	2	1	1	1	1	—	1	—	—
48-49	Transportation & warehousing .....	(B)	(D)	(D)	3	1	1	—	1	—	—	—	—	—
52	Finance & insurance .....	(A)	(D)	(D)	1	1	—	—	—	—	—	—	—	—
54	Professional, scientific & technical services .....	(B)	(D)	(D)	3	2	—	—	1	—	—	—	—	—
56	Admin, support, waste mgt, remediation services .....	(A)	(D)	(D)	1	1	—	—	—	—	—	—	—	—
62	Health care and social assistance .....	(A)	(D)	(D)	1	—	1	—	—	—	—	—	—	—

Note: Employment-size classes are indicated as follows: A—0 to 19; B—20 to 99; C—100 to 249; E—250 to 499; F—500 to 999; G—1,000 to 2,499; H—2,500 to 4,999; I—5,000 to 9,999; J—10,000 to 24,999; K—25,000 to 49,999; L—50,000 to 99,999; M—100,000 or more.

## **Description of Publications Issued in Previous Years**

### **1974 through 2001**

Data are provided for mid-March employment, first-quarter and annual payrolls, and establishments, by industry, for each county in the state and, in a separate report, for the United States. Data are included for every industry having a significant number of employees or establishments. Refer to General Explanation for a description of the types of employment covered.

### **1964 through 1973**

Data are provided for first-quarter reporting units, employment, and taxable payrolls for each county and metropolitan area in the state and, in a separate report, for the United States. Data are included for every industry having a significant number of employees or reporting units.

### **1959 and 1962**

Data are provided for first-quarter reporting units, employment, and taxable payrolls for each county in the state and, in a separate report, for the United States. Data are included for every industry having a significant number of employees or reporting units. Data are combined for some counties in eight states.

### **1956**

Data are provided for first-quarter reporting units, employment, and taxable payrolls for each county in the state and, in a separate report, for the United States. Data are included for SIC economic divisions, major groups, and selected three-digit SICs. Data are combined for some counties in eight states.

### **1949 and 1950**

Data are provided for first-quarter manufacturing establishments, employment, and taxable payrolls for each large county in the state and, in a separate report, for the United States. Data are included for manufacturing major industry groups and selected three-digit SICs. Manufacturing totals are included for small counties. Data are combined for some counties in eight states.

### **1947, 1948, 1951, and 1953**

Data are provided for first-quarter reporting units, employment, and taxable payrolls for each large county in the state and, in a separate report, for the United States. Data are included for SIC economic divisions, major groups, and selected three-digit SICs. Economic division totals are included for small counties. Data are combined for some counties in eight states.

### **1946**

Data are provided for first-quarter reporting units, employment, and taxable payrolls for each large county in the state and, in a separate report, for the United States. Data are included for SIC economic divisions and major groups. Economic division totals are included for small counties. Data are combined for some counties in eight states.

### **Availability**

The most recent edition of County Business Patterns can be examined on the Internet at [www.census.gov](http://www.census.gov). Editions prior to 1993 are available in depository libraries for Federal publications, which are conveniently located in all areas of the country.

For information on the coverage of individual series, write to Chief, Economic Planning and Coordination Division, U.S. Census Bureau, Washington, DC 20233.