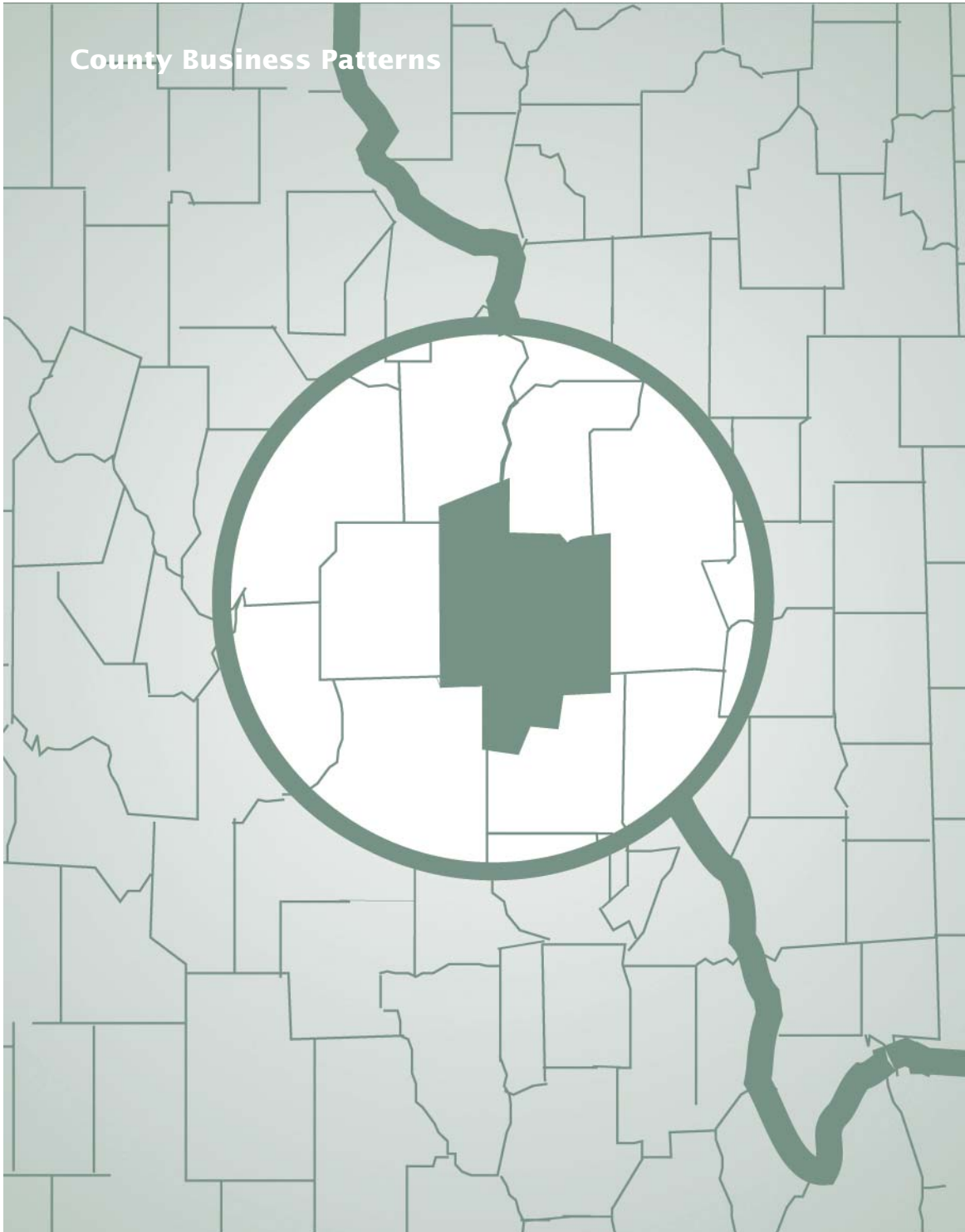


# Montana: 2001

Issued April 2003

CBP/01-28



U S C E N S U S B U R E A U

*Helping You Make Informed Decisions*

U.S. Department of Commerce  
Economics and Statistics Administration  
U.S. CENSUS BUREAU



## ACKNOWLEDGMENTS

This report was prepared under the general direction of **Carl A. Konschnik**, Assistant Division Chief for Research and Methodology, Economic Planning and Coordination Division. **Paul Hanczaryk**, Chief, Register Analysis Branch, supervised the preparation of this report and was assisted by **Phil Thompson**, and **Gerald Feuer**. **Joel Fowler**, **Yolanda Funderburk**, **Mary Green**, **Dameka Hemsley**, **Mary Hogan**, **Lavelle Lee**, **Lillian Moy**, **Alan Pines**, and **Jon Youngman** contributed in resolving establishment processing problems and in data analysis.

Additional data analysis was provided by the staffs of **Lawrence A. Blum**, Assistant Division Chief for Collection Activities, Economic Planning and Coordination Division, assisted by **David Eade**; and **Carlene Bottorff**, Chief, Economic Projects Branch, National Processing Center, assisted by **Marsha Sowders** and **Anita Coomes**. Statistical methodology and quality assurance operations were performed by **Ken Sausman**, **Michael Kornbau**, **Thomas Cevis**, **Michelle Vile**, and **Marilyn Italiano**.

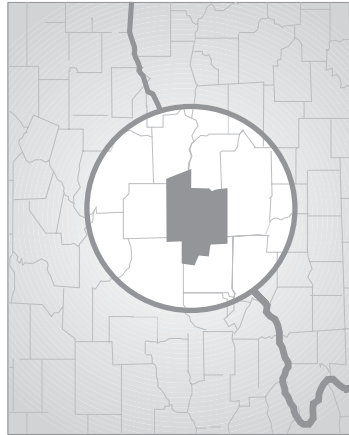
**Steven McCraith**, Chief, Census Related Surveys Branch, Economic Statistical Methods and Programming Division, assisted by **Dan Vacca**, supervised computer support operations. **Ed Carr** was assigned primary responsibility for programming this report. **Jerry Richards** and **Bob Penrod** provided additional support for computer operations.

**David Chapman** of the Economic Statistical Methods and Programming Division contributed to the editing system and provided other methodological improvements.

**Kim D. Ottenstein** and **Bernadette J. Beasley**, of the Administrative and Customer Services Division, **Walter C. Odom**, Chief, provided publications and printing management, graphics design and composition, and editorial review for print and electronic media. General direction and production management were provided by **James R. Clark**, Assistant Division Chief, Publications Services Branch.

Special acknowledgment is also due the many businesses whose cooperation has contributed to the publication of these data.

## County Business Patterns



**U.S. Department of Commerce**

**Donald L. Evans,**

Secretary

**Samuel W. Bodman,**

Deputy Secretary

**Economics  
and Statistics  
Administration**

**Kathleen B. Cooper,**

Under Secretary for  
Economic Affairs

**U.S. CENSUS BUREAU**

**Charles Louis Kincannon,**

Director

---

SUGGESTED CITATION

U.S. Census Bureau,  
County Business Patterns 2001

**MONTANA**

Washington, DC,  
2003



**Economics  
and Statistics  
Administration**

**Kathleen B. Cooper,**  
Under Secretary  
for Economic Affairs



**U.S. CENSUS BUREAU**  
**Charles Louis Kincannon,**  
Director

**Hermann Habermann,**  
Deputy Director and  
Chief Operating Officer

**Vacant,**  
Principal Associate  
Director for Programs

**Frederick T. Knickerbocker,**  
Associate Director  
for Economic Programs

**Thomas L. Mesenbourg,**  
Assistant Director  
for Economic Programs

**Shirin A. Ahmed,**  
Chief, Economic  
Planning and Coordination  
Division

## CONTENTS

---

### General Explanation

Introduction .....	V
Industry Classifications .....	V
Data Products .....	V
Sources of Data .....	VI
Definitions of Basic Data Items .....	VI
Industry and Geography Classifications .....	VII
Comparability With Other Data .....	VII
Data Withheld From Publication .....	VII
Reliability of Data .....	VIII
Abbreviations and Symbols .....	VIII

State Map .....	IX
-----------------	----

### Tables

1. The State—Establishments, Employees, and Payroll by Major Group: 2001 and 2000 .....	1
2. The State—Employees, Payroll, and Establishments by Industry: 2001 .....	3
3. The State—Employees and Annual Payroll by Employment-Size Class: 2001 .....	28
4. The State—Establishments With 1,000 Employees or More by Major Group and Employment-Size Class: 2001 .....	33
5. The State—Employees, Payroll, and Establishments by County: 2001 and 2000 .....	34
6. Counties—Employees, Payroll, and Establishments by Industry: 2001 .....	35

Description of Pubs Issued in Previous Years—Inside Back Cover

# General Explanation

---

## INTRODUCTION

County Business Patterns is an annual series that provides subnational economic data by industry. The series is useful for studying the economic activity of small areas; analyzing economic changes over time; and as a benchmark for statistical series, surveys, and databases between economic censuses. Businesses use the data for analyzing market potential, measuring the effectiveness of sales and advertising programs, setting sales quotas, and developing budgets. Government agencies use the data for administration and planning.

County Business Patterns covers most of the country's economic activity. The series excludes data on self-employed individuals, employees of private households, railroad employees, agricultural production employees, and most government employees.

This series has been published annually since 1964 and at irregular intervals dating back to 1946. The comparability of data over time may be affected by definitional changes in establishments, activity status, and industrial classifications. For more details on these changes, see the section "Comparability With Other Data."

## INDUSTRY CLASSIFICATIONS

Data from the County Business Patterns series are published primarily on the basis of the North American Industry Classification System (NAICS). Earlier County Business Patterns data were published according to the Standard Industrial Classification (SIC) system. While many of the individual NAICS industries correspond directly to industries as defined under the SIC system, most of the aggregate NAICS groupings do not.

Particular care should be taken in comparing data for retail trade, wholesale trade, and manufacturing, which are sector titles used in both NAICS and SIC, but cover somewhat different groups of industries. For more information on NAICS and changes from the SIC system, go to [www.census.gov/epcd/www/naics.html](http://www.census.gov/epcd/www/naics.html)

The 2001 County Business Patterns series includes the following NAICS sectors:

<i>Sector</i>	<i>Description</i>
11	Forestry, Fishing, Hunting, and Agriculture Support
21	Mining
22	Utilities

<i>Sector</i>	<i>Description</i>
23	Construction
31-33	Manufacturing
42	Wholesale Trade
44-45	Retail Trade
48-49	Transportation and Warehousing
51	Information
52	Finance and Insurance
53	Real Estate and Rental and Leasing
54	Professional, Scientific, and Technical Services
55	Management of Companies and Enterprises
56	Administrative and Support and Waste Management and Remediation Services
61	Educational Services
62	Health Care and Social Assistance
71	Arts, Entertainment, and Recreation
72	Accommodation and Food Services
81	Other Services (except Public Administration)
95	Auxiliaries (except corporate, subsidiary, and regional management)
99	Unclassified

County Business Patterns data are tabulated by industry as defined in the manual entitled *North American Industry Classification System: United States, 1997* with some exceptions. Data for auxiliary establishments (except corporate, subsidiary, and regional managing offices) will be tabulated in a separate category (Sector 95).

The 2001 County Business Patterns covers all NAICS industries except crop and animal production (NAICS 111,112), rail transportation (NAICS 482), National Postal Service (NAICS 491), pension, health, welfare, and vacation funds (NAICS 525110, 525120, 525190), trusts, estates, and agency accounts (NAICS 525920), private households (NAICS 814), and public administration (NAICS 92).

## DATA PRODUCTS

### Reports

The County Business Patterns data series includes a separate printed report for each state, the District of Columbia, Puerto Rico, and the United States. Individual state reports present payroll and employment data for the state and counties by industry. The reports also include the number of establishments by industry and employment size class.

---

The United States report presents similar data for the country as a whole. In addition, the U.S. report provides employment and payroll data by employment size class for major industry groups.

Data for industries with fewer than 100 employees, as well as data for detailed industries withheld to avoid disclosing data for individual companies, are not shown in the printed reports. However, these data are available on CD-ROM and other computer products.

### **Electronic Data Formats**

County Business Patterns series data are available on CD-ROM, computer tapes and diskettes. The CD-ROM also includes software for creating County Business Patterns data files compatible with popular database and spreadsheet software. In addition, ZIP Code Business Patterns data are available on CD-ROM and are available shortly after the release of County Business Patterns, and include the number of establishments by NAICS industry.

Publications also are available in Portable Document Format (PDF) at [www.census.gov/prod/www/abs/cbptotal.html](http://www.census.gov/prod/www/abs/cbptotal.html). In order to view these files, you will need the Adobe(R) Acrobat(R) Reader, which is available for free from the Adobe web site at [www.adobe.com](http://www.adobe.com). Alternatively, the Census Bureau will print the publication, give it a glue binding, and ship it to you for a fee.

For information and options to order County Business Patterns data products, contact:

Customer Services Center  
Marketing Services Office  
U.S. Census Bureau  
Washington, DC 20233

Telephone: 301-763-4100  
Internet address: [www.census.gov/](http://www.census.gov/)

### **Special Tabulations**

Special tabulations of County Business Patterns are available on a cost-reimbursable basis. For more information, contact:

U.S. Census Bureau  
Economic Planning and Coordination Division  
Register Analysis Branch  
Washington, DC 20233

Telephone: 301-763-2580  
Fax: 301-457-4433  
E-mail: [cbp@census.gov](mailto:cbp@census.gov)

### **SOURCES OF DATA**

County Business Patterns basic data items are extracted from the Standard Statistical Establishment List, a file of all known single and multiestablishment employer companies maintained and updated by the U.S. Census Bureau. The annual Company Organization Survey provides individual

establishment data for multiestablishment companies. Data for single-establishment companies are obtained from various Census Bureau programs, such as the Annual Survey of Manufactures and Current Business Surveys, as well as from administrative records of the Internal Revenue Service, the Social Security Administration, and the Bureau of Labor Statistics.

### **DEFINITIONS OF BASIC DATA ITEMS**

#### **Establishments**

An establishment is a single physical location at which business is conducted or services or industrial operations are performed. It is not necessarily identical with a company or enterprise, which may consist of one or more establishments. When two or more activities are carried on at a single location under a single ownership, all activities generally are grouped together as a single establishment. The entire establishment is classified on the basis of its major activity and all data are included in that classification.

Establishment-size designations are determined by paid employment in the mid-March pay period. The size group "1 to 4" includes establishments that did not report any paid employees in the mid-March pay period but paid wages to at least one employee at some time during the year.

Establishment counts represent the number of locations with paid employees any time during the year. This series excludes governmental establishments except for wholesale liquor establishments (NAICS 4228), retail liquor stores (NAICS 44531), Federally-chartered savings institutions (NAICS 522120), Federally-chartered credit unions (NAICS 522130), and hospitals (NAICS 622).

#### **Payroll**

Total payroll includes all forms of compensation, such as salaries, wages, reported tips, commissions, bonuses, vacation allowances, sick-leave pay, employee contributions to qualified pension plans, and the value of taxable fringe benefits. For corporations, it includes amounts paid to officers and executives; for unincorporated businesses, it does not include profit or other compensation of proprietors or partners. Payroll is reported before deductions for Social Security, income tax, insurance, union dues, etc. First-quarter payroll consists of payroll during the January-to-March quarter.

#### **Mid-March Employment**

Paid employment consists of full- and part-time employees, including salaried officers and executives of corporations, who are on the payroll in the pay period including March 12. Included are employees on paid sick leave, holidays, and vacations; not included are proprietors and partners of unincorporated businesses.

---

## **INDUSTRY AND GEOGRAPHY CLASSIFICATIONS**

The quinquennial economic censuses are the primary source for industry and geography classifications. The annual Company Organization Survey, Annual Survey of Manufactures, Current Business Surveys, and other Census Bureau programs provide regular updates.

### **Industry Classification**

Additional sources for assigning industry classifications are the Social Security Administration, the Internal Revenue Service, and the Bureau of Labor Statistics. These sources provide industry classification information for new businesses and businesses not canvassed in the Census Bureau programs. Establishments without sufficient industry information are tabulated in the “unclassified establishments” group.

Industry classifications are explained in an appendix in the U.S. Summary. The industry titles used throughout this series are the short NAICS titles; complete descriptions are contained in the manual entitled *North American Industry Classification System: United States, 1997*.

### **Geography Classification**

Most geography codes are derived from the physical location address reported in Census Bureau programs. The Internal Revenue Service provides supplemental address information. Those employers without a fixed location within a state (or of unknown county location) are included under a “statewide” classification at the end of the county tables. This incomplete detail causes only slight understatement of county employment. The independent cities in Virginia, and the cities of Baltimore, MD; Carson City, NV; and St. Louis, MO, are treated as separate counties.

### **Employee Leasing Services**

Historically, the permanent on-site work force at a business location were paid employees of that establishment. This traditional practice of firms directly hiring employees is still the dominant employer/employee relationship in the United States. However, over the past decade a new work force arrangement has emerged.

Under this new arrangement, a company commonly known as an employee leasing company or professional employer organization (PEO) operates in a co-employment relationship with client businesses. Employee leasing establishments typically acquire and lease back some or all of the employees of their clients, and serve as the employer of record of the leased employees for payroll, benefits, and related purposes.

The 2001 CBP shows almost 1.34 million employees in employee leasing services (NAICS 561330), up from the approximately 1.25 million employees published in the 2000 CBP. Clearly, the employees are not classified in the

predominant industry of the client businesses. Also, leasing companies may pay these employees out of a single payroll office. This may result in the leasing company’s employment and payroll data being reported in the county where the payroll office is located, thus distorting the data for that county. In some cases, many thousands of employees may be paid from a single payroll office. Therefore, for geography purposes, we may publish employee-leasing establishments in the “statewide” category in states where such payroll offices are located, as these establishments service multiple counties.

## **COMPARABILITY WITH OTHER DATA**

### **Earlier County Business Patterns**

The comparability of data with previous County Business Patterns series may be affected by the following definitional changes:

- The change from a “reporting unit” concept to establishment based data in 1974
- The change in definition of “active” establishments in 1983
- The change in industrial classification definitions, the most recent occurring in 1998

A description of previous County Business Patterns publications is provided on the inside back cover.

### **1997 Economic Census**

Definitional and coverage differences may affect the direct comparison of 1997 Economic Census and County Business Patterns data. Definitions of an establishment, employment, and payroll are detailed in the introductory text of each publication.

The 1997 Economic Census generally uses respondent-reported data. The County Business Patterns uses administrative record data for small establishments. Although efforts are made to resolve significant differences in the data, differences are known to exist.

Some large companies report different activities at the same location as separate profit centers. The County Business Patterns program treats each profit center as a separate establishment. The 1997 Economic Census may combine the profit centers into one establishment. This results in establishment count differences.

### **DATA WITHHELD FROM PUBLICATION**

In accordance with U.S. Code, Title 13, Section 9, no data are published that would disclose the operations of an individual employer. However, the number of establishments in an industry classification and the distribution of these establishments by employment-size class are not considered to be disclosures, and so this information may be released even though other information is withheld from publications.



---

## RELIABILITY OF DATA

All data are tabulated from universe files and are not subject to sampling errors. However, the data are subject to nonsampling errors. Nonsampling errors can be attributed to many sources: inability to identify all cases in the universe; definition and classification difficulties; differences in interpretation of questions; errors in recording or coding the data obtained; and estimation of employers who reported too late to be included in the tabulations and for records with missing or misreported data.

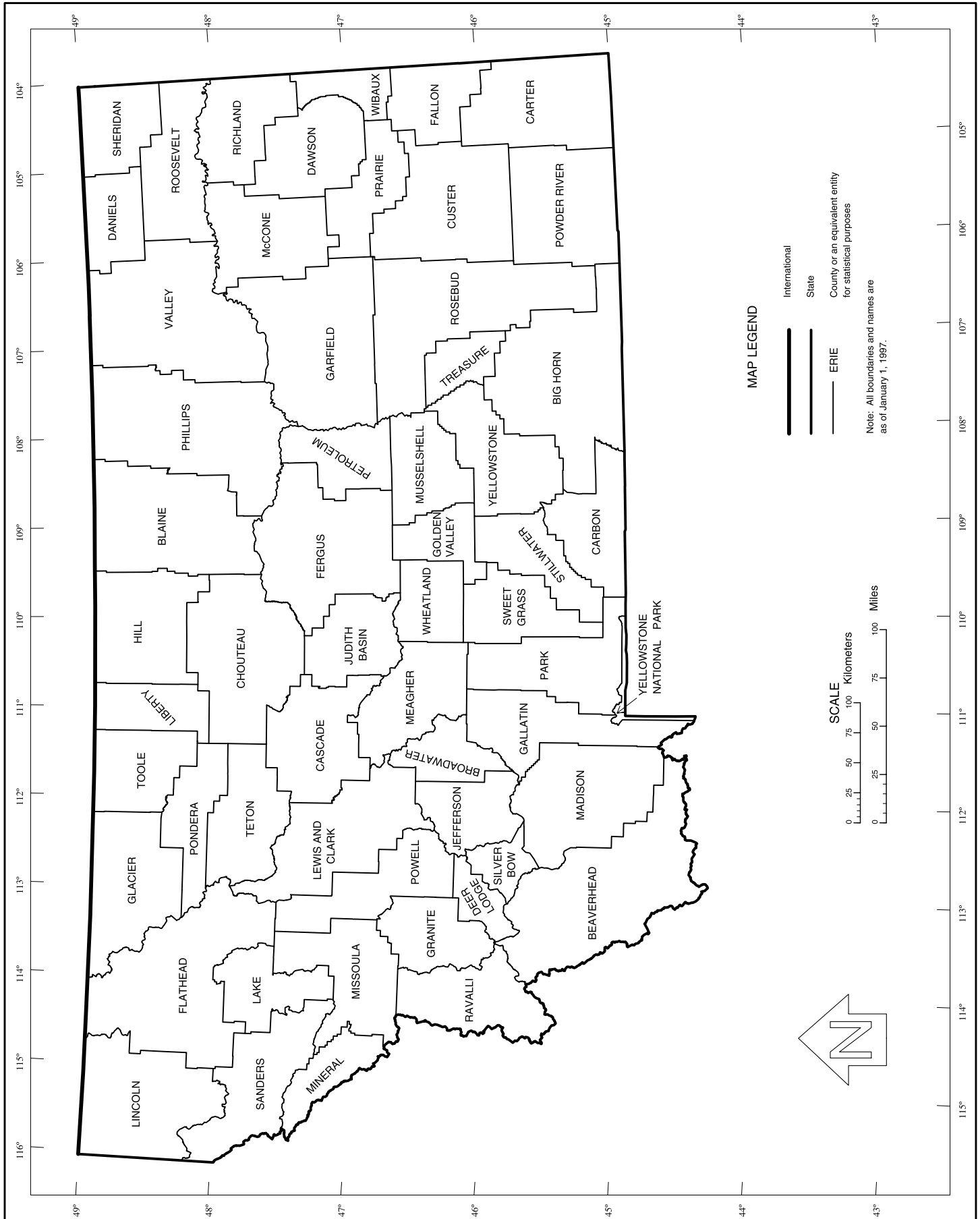
The accuracy of the data is determined by the joint effects of the various nonsampling errors. No direct measurement of these effects has been obtained; however, precautionary steps were taken in all phases of collection, processing, and tabulation to minimize the effects of nonsampling errors.

## ABBREVIATIONS AND SYMBOLS

The following abbreviations and symbols are used in this publication:

–	Represents zero.
A-C, E-M	Entered in place of employment data, represents an employment-size class as defined in the footnote of the tables.
(D)	Withheld to avoid disclosing data for individual companies; data are included in broader industry totals.
n.e.c.	Not elsewhere classified.
NAICS	North American Industry Classification System.

# County Business Patterns--Montana



**Table 1. The State—Establishments, Employees, and Payroll by Major Group: 2001 and 2000**

[Excludes most government employees, railroad employees, and self-employed persons. (D) denotes figures withheld to avoid disclosing data for individual companies; the data are included in broader industry totals. For explanation of terms, abbreviations, and data reliability/comparability, see introductory text]

NAICS code	Major group	2001				2000			
		Number of establishments	Number of employees for week including March 12	Payroll (\$1,000)		Number of establishments	Number of employees for week including March 12	Payroll (\$1,000)	
				First quarter	Annual			First quarter	Annual
	<b>Total .....</b>	<b>32 294</b>	<b>301 460</b>	<b>1 681 916</b>	<b>7 226 881</b>	<b>31 849</b>	<b>296 220</b>	<b>1 578 563</b>	<b>6 808 075</b>
<b>11</b>	<b>Forestry, fishing, hunting, and agriculture support .....</b>	<b>390</b>	<b>1 616</b>	<b>10 864</b>	<b>46 712</b>	<b>408</b>	<b>1 879</b>	<b>12 244</b>	<b>47 830</b>
113	Forestry and logging .....	274	(G)	(D)	(D)	303	(G)	(D)	(D)
114	Fishing, hunting & trapping .....	14	(C)	(D)	(D)	19	(C)	(D)	(D)
115	Agriculture & forestry support activities .....	102	(C)	(D)	(D)	86	(C)	(D)	(D)
<b>21</b>	<b>Mining .....</b>	<b>268</b>	<b>4 486</b>	<b>61 499</b>	<b>235 770</b>	<b>264</b>	<b>4 348</b>	<b>62 411</b>	<b>214 653</b>
211	Oil & gas extraction .....	69	320	5 306	21 364	78	608	7 559	32 193
212	Mining (except oil & gas) .....	61	2 754	37 470	157 246	56	2 753	46 431	143 725
213	Mining support activities .....	138	1 412	18 723	57 160	130	987	8 421	38 735
<b>22</b>	<b>Utilities .....</b>	<b>220</b>	<b>2 825</b>	<b>39 589</b>	<b>162 504</b>	<b>213</b>	<b>3 098</b>	<b>36 274</b>	<b>175 508</b>
221	Utilities .....	220	2 825	39 589	162 504	213	3 098	36 274	175 508
<b>23</b>	<b>Construction .....</b>	<b>3 958</b>	<b>18 607</b>	<b>123 368</b>	<b>635 106</b>	<b>3 893</b>	<b>18 689</b>	<b>116 164</b>	<b>588 440</b>
233	Building, developing & general contracting .....	1 390	5 942	36 912	169 435	1 319	5 694	32 991	152 044
234	Heavy construction .....	323	3 435	28 662	185 522	279	3 170	26 358	155 912
235	Special trade contractors .....	2 245	9 230	57 794	280 149	2 295	9 825	56 815	280 484
<b>31-33</b>	<b>Manufacturing .....</b>	<b>1 226</b>	<b>20 759</b>	<b>159 327</b>	<b>646 323</b>	<b>1 200</b>	<b>21 019</b>	<b>155 581</b>	<b>643 008</b>
311	Food mfg .....	166	2 522	15 948	65 790	162	2 200	13 781	54 584
312	Beverage & tobacco product mfg .....	20	(E)	(D)	(D)	23	(E)	(D)	(D)
313	Textile mills .....	9	52	162	1 008	5	(B)	(D)	(D)
314	Textile product mills .....	30	(C)	(D)	(D)	25	(C)	(D)	(D)
315	Apparel manufacturing .....	24	(B)	(D)	(D)	23	(C)	(D)	(D)
316	Leather & allied product mfg .....	17	147	556	2 026	17	(C)	(D)	(D)
321	Wood product mfg .....	155	4 847	36 971	155 143	154	5 309	41 839	164 284
322	Paper mfg .....	5	(F)	(D)	(D)	5	(F)	(D)	(D)
323	Printing & related support activities .....	103	938	5 470	23 246	103	925	5 361	22 022
324	Petroleum & coal products mfg .....	7	825	12 229	52 591	6	824	11 820	48 707
325	Chemical mfg .....	41	468	3 817	15 831	42	501	4 164	17 214
326	Plastics & rubber products mfg .....	32	437	2 956	9 644	30	(F)	(D)	(D)
327	Nonmetallic mineral product mfg .....	78	1 126	8 848	41 583	90	1 333	10 083	42 182
331	Primary metal mfg .....	32	1 158	11 697	44 626	26	(G)	(D)	(D)
332	Fabricated metal product mfg .....	139	1 535	11 138	45 416	130	1 911	11 108	47 629
333	Machinery mfg .....	44	(G)	(D)	(D)	46	1 372	12 128	55 750
334	Computer & electronic product mfg .....	24	727	5 985	22 021	26	527	4 075	18 911
335	Electrical equip, appliance & component mfg .....	13	(B)	(D)	(D)	11	(B)	(D)	(D)
336	Transportation equipment mfg .....	35	(E)	(D)	(D)	33	(E)	(D)	(D)
337	Furniture & related product mfg .....	98	1 016	5 578	22 224	84	914	4 464	18 608
339	Miscellaneous mfg .....	154	1 654	9 540	39 302	159	1 518	8 589	35 997
<b>42</b>	<b>Wholesale trade .....</b>	<b>1 523</b>	<b>14 766</b>	<b>111 220</b>	<b>452 575</b>	<b>1 537</b>	<b>15 076</b>	<b>106 594</b>	<b>433 495</b>
421	Wholesale trade, durable goods .....	865	7 323	57 361	233 155	874	7 906	59 898	239 548
422	Wholesale trade, nondurable goods .....	658	7 443	53 859	219 420	663	7 170	46 696	193 947
<b>44-45</b>	<b>Retail trade .....</b>	<b>5 179</b>	<b>52 917</b>	<b>226 426</b>	<b>969 024</b>	<b>5 101</b>	<b>52 196</b>	<b>214 575</b>	<b>919 719</b>
441	Motor vehicle & parts dealers .....	736	7 735	48 648	219 295	715	7 688	46 394	203 436
442	Furniture & home furnishing stores .....	270	1 693	8 685	34 688	258	1 639	8 999	34 675
443	Electronics & appliance stores .....	219	1 421	7 663	31 144	211	1 548	7 862	31 272
444	Bldg material & garden equip & supp dealers .....	604	5 475	30 315	128 019	571	5 142	26 732	114 689
445	Food & beverage stores .....	534	9 933	36 694	152 799	505	10 284	36 562	157 195
446	Health & personal care stores .....	299	2 316	10 512	43 872	304	2 177	9 662	40 951
447	Gasoline stations .....	592	5 377	15 936	66 922	588	5 377	15 578	67 280
448	Clothing & clothing accessories stores .....	495	2 725	8 266	33 662	502	2 770	8 219	32 696
451	Sporting goods, hobby, book & music stores .....	395	3 112	9 490	41 013	392	3 145	8 794	38 415
452	General merchandise stores .....	153	8 393	33 245	145 237	150	7 663	29 348	127 473
453	Miscellaneous store retailers .....	686	3 444	10 653	46 208	704	3 541	10 757	47 339
454	Nonstore retailers .....	196	1 293	6 319	26 165	201	1 222	5 668	24 318
<b>48-49</b>	<b>Transportation &amp; warehousing .....</b>	<b>1 117</b>	<b>9 674</b>	<b>62 215</b>	<b>261 032</b>	<b>1 117</b>	<b>9 997</b>	<b>61 752</b>	<b>268 823</b>
481	Air transportation .....	63	1 032	6 573	26 681	67	1 173	6 218	27 473
483	Water transportation .....	1	(A)	(D)	(D)	2	(A)	(D)	(D)
484	Truck transportation .....	701	5 378	38 448	168 670	718	5 679	40 665	178 222
485	Transit & ground passenger transportation .....	114	1 378	3 778	15 037	111	1 329	3 579	15 594
486	Pipeline transportation .....	14	250	3 453	12 910	13	(C)	(D)	(D)
487	Scenic & sightseeing transportation .....	14	(A)	(D)	(D)	13	(A)	(D)	(D)
488	Transportation support activities .....	118	907	6 368	22 831	113	946	5 109	21 105
492	Couriers & messengers .....	77	659	3 272	12 976	66	(F)	(D)	(D)
493	Warehousing & storage .....	15	(B)	(D)	(D)	14	(B)	(D)	(D)
<b>51</b>	<b>Information .....</b>	<b>647</b>	<b>8 811</b>	<b>65 521</b>	<b>267 501</b>	<b>597</b>	<b>7 903</b>	<b>53 565</b>	<b>230 529</b>
511	Publishing industries .....	153	2 493	17 335	67 508	158	(H)	(D)	(D)
512	Motion picture & sound recording industries .....	83	(F)	(D)	(D)	79	677	1 636	6 886
513	Broadcasting & telecommunications .....	335	4 036	35 235	151 369	288	3 673	29 630	125 744
514	Information & data processing services .....	76	(G)	(D)	(D)	72	(G)	(D)	(D)
<b>52</b>	<b>Finance &amp; insurance .....</b>	<b>1 685</b>	<b>13 987</b>	<b>118 244</b>	<b>469 981</b>	<b>1 673</b>	<b>14 356</b>	<b>115 488</b>	<b>454 413</b>
521	Monetary authorities - central bank .....	1	(C)	(D)	(D)	1	(C)	(D)	(D)
522	Credit intermediation & related activities .....	611	7 462	55 927	227 834	614	8 029	54 777	216 357
523	Security, commodity contracts & like activity .....	278	(G)	(D)	(D)	256	(G)	(D)	(D)
524	Insurance carriers & related activities .....	793	4 919	39 107	156 327	801	4 814	36 239	145 552
525	Funds, trusts, & other financial vehicles (part) .....	2	(A)	(D)	(D)	1	(A)	(D)	(D)
<b>53</b>	<b>Real estate &amp; rental &amp; leasing .....</b>	<b>1 345</b>	<b>4 813</b>	<b>19 519</b>	<b>93 256</b>	<b>1 277</b>	<b>4 529</b>	<b>17 038</b>	<b>78 519</b>
531	Real estate .....	1 059	3 049	12 639	57 490	1 001	2 883	11 333	51 108
532	Rental & leasing services .....	274	(G)	(D)	(D)	266	(G)	(D)	(D)
533	Lessors of other nonfinancial intangible asset .....	12	(B)	(D)	(D)	10	(B)	(D)	(D)

See footnotes at end of table.

**Table 1. The State—Establishments, Employees, and Payroll by Major Group: 2001 and 2000—Con.**

[Excludes most government employees, railroad employees, and self-employed persons. (D) denotes figures withheld to avoid disclosing data for individual companies; the data are included in broader industry totals. For explanation of terms, abbreviations, and data reliability/comparability, see introductory text]

NAICS code	Major group	2001				2000			
		Number of establishments	Number of employees for week including March 12	Payroll (\$1,000)		Number of establishments	Number of employees for week including March 12	Payroll (\$1,000)	
				First quarter	Annual			First quarter	Annual
<b>54</b>	<b>Professional, scientific &amp; technical services</b> .....	<b>2 707</b>	<b>16 191</b>	<b>111 917</b>	<b>500 952</b>	<b>2 592</b>	<b>14 727</b>	<b>95 751</b>	<b>435 039</b>
541	Professional, scientific & technical services .....	2 707	16 191	111 917	500 952	2 592	14 727	95 751	435 039
<b>55</b>	<b>Management of companies &amp; enterprises</b> .....	<b>108</b>	<b>2 359</b>	<b>27 565</b>	<b>97 893</b>	<b>100</b>	<b>1 660</b>	<b>18 295</b>	<b>66 915</b>
551	Management of companies & enterprises .....	108	2 359	27 565	97 893	100	1 660	18 295	66 915
<b>56</b>	<b>Admin, support, waste mgt, remediation services</b> .....	<b>1 289</b>	<b>12 340</b>	<b>48 285</b>	<b>211 374</b>	<b>1 225</b>	<b>12 440</b>	<b>43 806</b>	<b>198 707</b>
561	Administrative & support services .....	1 208	11 717	44 506	194 841	1 152	11 904	40 562	183 824
562	Waste management & remediation services .....	81	623	3 779	16 533	73	536	3 244	14 883
<b>61</b>	<b>Educational services</b> .....	<b>263</b>	<b>4 927</b>	<b>19 656</b>	<b>81 849</b>	<b>250</b>	<b>4 937</b>	<b>18 215</b>	<b>76 059</b>
611	Educational services .....	263	4 927	19 656	81 849	250	4 937	18 215	76 059
<b>62</b>	<b>Health care and social assistance</b> .....	<b>2 887</b>	<b>49 761</b>	<b>298 343</b>	<b>1 319 916</b>	<b>2 820</b>	<b>48 293</b>	<b>283 845</b>	<b>1 235 946</b>
621	Ambulatory health care services .....	1 667	13 863	105 079	495 045	1 658	13 405	97 812	460 279
622	Hospitals .....	64	(J)	(D)	(D)	64	(J)	(D)	(D)
623	Nursing & residential care facilities .....	300	9 190	36 226	151 867	290	9 027	33 691	140 877
624	Social assistance .....	856	(I)	(D)	(D)	808	(I)	(D)	(D)
<b>71</b>	<b>Arts, entertainment &amp; recreation</b> .....	<b>866</b>	<b>7 402</b>	<b>20 843</b>	<b>95 660</b>	<b>824</b>	<b>7 518</b>	<b>20 245</b>	<b>91 030</b>
711	Performing arts, spectator sports & related industries .....	120	(F)	(D)	(D)	112	517	1 524	8 683
712	Museums, historical sites & like institutions .....	61	276	863	4 015	56	251	777	3 371
713	Amusement, gambling & recreation industries .....	685	(I)	(D)	(D)	656	6 750	17 944	78 976
<b>72</b>	<b>Accommodation &amp; food services</b> .....	<b>3 148</b>	<b>39 599</b>	<b>91 358</b>	<b>398 472</b>	<b>3 144</b>	<b>38 619</b>	<b>86 528</b>	<b>383 759</b>
721	Accommodation .....	667	9 018	26 958	115 954	669	8 618	23 829	109 865
722	Food services & drinking places .....	2 481	30 581	64 400	282 518	2 475	30 001	62 699	273 894
<b>81</b>	<b>Other services (except public administration)</b> .....	<b>3 008</b>	<b>14 520</b>	<b>59 455</b>	<b>250 359</b>	<b>3 022</b>	<b>13 964</b>	<b>54 793</b>	<b>237 026</b>
811	Repair & maintenance .....	1 089	4 908	25 324	105 893	1 096	4 761	23 690	101 400
812	Personal & laundry services .....	562	2 572	9 359	40 099	574	2 474	8 521	36 875
813	Religious, grantmaking, civic, prof & like organizations .....	1 357	7 040	24 772	104 367	1 352	6 729	22 582	98 751
<b>95</b>	<b>Auxiliaries (exc corporate, subsidiary &amp; regional mgt)</b> .....	<b>57</b>	<b>678</b>	<b>5 510</b>	<b>24 241</b>	<b>50</b>	<b>(E)</b>	<b>(D)</b>	<b>(D)</b>
<b>99</b>	<b>Unclassified establishments</b> .....	<b>403</b>	<b>422</b>	<b>1 192</b>	<b>6 381</b>	<b>542</b>	<b>(F)</b>	<b>(D)</b>	<b>(D)</b>

Note: Employment-size classes are indicated as follows: A—0 to 19; B—20 to 99; C—100 to 249; E—250 to 499; F—500 to 999; G—1,000 to 2,499; H—2,500 to 4,999; I—5,000 to 9,999; J—10,000 to 24,999; K—25,000 to 49,999; L—50,000 to 99,999; M—100,000 or more.

**Table 2. The State—Employees, Payroll, and Establishments by Industry: 2001**

[Excludes most government employees, railroad employees, and self-employed persons. Size class 1 to 4 includes establishments with payroll, but no employees, during mid-March pay period. (D) denotes figures withheld to avoid disclosing data for individual companies; the data are included in broader industry totals. For explanation of terms, abbreviations, and data reliability/comparability, see introductory text]

NAICS code	Industry	Number of employees for week including March 12	Payroll (\$1,000)		Total number of establishments	Number of establishments by employment-size class								
			First quarter	Annual		1 to 4	5 to 9	10 to 19	20 to 49	50 to 99	100 to 249	250 to 499	500 to 999	1,000 or more
	<b>Total</b> .....	<b>301 460</b>	<b>1 681 916</b>	<b>7 226 881</b>	<b>32 294</b>	<b>19 247</b>	<b>6 241</b>	<b>3 684</b>	<b>2 200</b>	<b>596</b>	<b>249</b>	<b>52</b>	<b>17</b>	<b>8</b>
<b>11</b>	<b>Forestry, fishing, hunting, and agriculture support</b> .....	<b>1 616</b>	<b>10 864</b>	<b>46 712</b>	<b>390</b>	<b>289</b>	<b>65</b>	<b>27</b>	<b>7</b>	<b>1</b>	<b>1</b>			
113	Forestry and logging .....	(G)	(D)	(D)	274	193	53	22	5	1				
1131	Timber tract operations .....	(A)	(D)	(D)	1	1								
11311	Timber tract operations .....	(A)	(D)	(D)	1	1								
113110	Timber tract operations .....	(A)	(D)	(D)	1	1								
1132	Forest nurseries & gathering forest products .....	(A)	(D)	(D)	1	1								
11321	Forest nurseries & gathering forest products .....	(A)	(D)	(D)	1	1								
113210	Forest nurseries & gathering forest products .....	(A)	(D)	(D)	1	1								
1133	Logging .....	(G)	(D)	(D)	272	191	53	22	5	1				
11331	Logging .....	(G)	(D)	(D)	272	191	53	22	5	1				
113310	Logging .....	(G)	(D)	(D)	272	191	53	22	5	1				
114	Fishing, hunting & trapping .....	(C)	(D)	(D)	14	12		1			1			
1141	Fishing .....	(A)	(D)	(D)	5	5								
11411	Fishing .....	(A)	(D)	(D)	5	5								
114111	Finfish fishing .....	(A)	(D)	(D)	3	3								
114112	Shellfish fishing .....	(A)	(D)	(D)	2	2								
1142	Hunting & trapping .....	(C)	(D)	(D)	9	7		1			1			
11421	Hunting & trapping .....	(C)	(D)	(D)	9	7		1			1			
114210	Hunting & trapping .....	(C)	(D)	(D)	9	7		1			1			
115	Agriculture & forestry support activities .....	(C)	(D)	(D)	102	84	12	4	2					
1151	Crop production support activities .....	(C)	(D)	(D)	51	40	8	2	1					
11511	Crop production support activities .....	(C)	(D)	(D)	51	40	8	2	1					
115112	Soil preparation, planting, & cultivating ..	(B)	(D)	(D)	34	28	5		1					
115113	Crop harvesting, primarily by machine ..	(A)	(D)	(D)	2	2								
115114	Postharvest crop activities (exc ginning) .....	(B)	(D)	(D)	10	5	3	2						
115115	Farm labor contractors & crew leaders ..	(A)	(D)	(D)	3	3								
115116	Farm management services .....	(A)	(D)	(D)	2	2								
1152	Animal production support activities .....	(B)	(D)	(D)	17	13	2	1	1					
11521	Animal production support activities .....	(B)	(D)	(D)	17	13	2	1	1					
115210	Animal production support activities .....	(B)	(D)	(D)	17	13	2	1	1					
1153	Forestry support activities .....	(B)	(D)	(D)	34	31	2	1						
11531	Forestry support activities .....	(B)	(D)	(D)	34	31	2	1						
115310	Forestry support activities .....	(B)	(D)	(D)	34	31	2	1						
<b>21</b>	<b>Mining</b> .....	<b>4 486</b>	<b>61 499</b>	<b>235 770</b>	<b>268</b>	<b>173</b>	<b>39</b>	<b>26</b>	<b>18</b>	<b>5</b>	<b>5</b>	<b>1</b>		<b>1</b>
211	Oil & gas extraction .....	320	5 306	21 364	69	49	12	5	3					
2111	Oil & gas extraction .....	320	5 306	21 364	69	49	12	5	3					
21111	Oil & gas extraction .....	320	5 306	21 364	69	49	12	5	3					
211111	Crude petroleum & natural gas extraction .....	320	5 306	21 364	69	49	12	5	3					
212	Mining (except oil & gas) .....	2 754	37 470	157 246	61	36	8	3	5	4	4			1
2121	Coal mining .....	700	9 124	39 590	11	4	1	1	1	1	3			
21211	Coal mining .....	700	9 124	39 590	11	4	1	1	1	1	3			
212111	Bituminous coal & lignite surface mining .....	(F)	(D)	(D)	10	3	1	1	1	1	3			
212112	Bituminous coal underground mining ..	(A)	(D)	(D)	1	1								
2122	Metal ore mining .....	1 749	25 591	105 781	15	9		1	2	1	1			1
21221	Iron ore mining .....	(A)	(D)	(D)	2	2								
212210	Iron ore mining .....	(A)	(D)	(D)	2	2								
21222	Gold ore & silver ore mining .....	(E)	(D)	(D)	9	6		1		1	1			
212221	Gold ore mining .....	(E)	(D)	(D)	9	6		1		1	1			
21223	Copper, nickel, lead & zinc mining .....	(B)	(D)	(D)	2	1			1					
212234	Copper ore & nickel ore mining .....	(B)	(D)	(D)	2	1			1					
21229	Other metal ore mining .....	(G)	(D)	(D)	2				1					1
212299	All other metal ore mining .....	(G)	(D)	(D)	2				1					1
2123	Nonmetallic mineral mining & quarrying .....	305	2 755	11 875	35	23	7	1	2	2				
21231	Stone mining & quarrying .....	(B)	(D)	(D)	4	2	1		1					
212311	Dimension stone mining & quarrying .....	(A)	(D)	(D)	1	1								
212319	Other crushed & broken stone mining & quarrying .....	(B)	(D)	(D)	3	1	1		1					
21232	Sand, gravel, clay, refractory minerals mining .....	(C)	(D)	(D)	23	16	5	1		1				
212321	Construction sand & gravel mining .....	(C)	(D)	(D)	23	16	5	1		1				
21239	Other nonmetallic mineral mining & quarrying .....	146	1 934	6 762	8	5	1		1	1				
212392	Phosphate rock mining .....	(A)	(D)	(D)	1	1								
212399	All other nonmetallic mineral mining .....	(C)	(D)	(D)	7	4	1		1	1				
213	Mining support activities .....	1 412	18 723	57 160	138	88	19	18	10	1	1	1		
2131	Mining support activities .....	1 412	18 723	57 160	138	88	19	18	10	1	1	1		
21311	Mining support activities .....	1 412	18 723	57 160	138	88	19	18	10	1	1	1		
213111	Drilling oil & gas wells .....	(F)	(D)	(D)	18	11	3	2	1		1			
213112	Oil & gas operations support activities ..	(A)	(D)	(D)	108	73	15	13	5	1	1			
213113	Support activities for coal mining .....	(A)	(D)	(D)	1				1					
213114	Support activities for metal mining .....	(C)	(D)	(D)	11	4	1	2	4					

See footnotes at end of table.

**Table 2. The State—Employees, Payroll, and Establishments by Industry: 2001—Con.**

[Excludes most government employees, railroad employees, and self-employed persons. Size class 1 to 4 includes establishments with payroll, but no employees, during mid-March pay period. (D) denotes figures withheld to avoid disclosing data for individual companies; the data are included in broader industry totals. For explanation of terms, abbreviations, and data reliability/comparability, see introductory text]

NAICS code	Industry	Number of employees for week including March 12	Payroll (\$1,000)		Total number of establishments	Number of establishments by employment-size class									
			First quarter	Annual		1 to 4	5 to 9	10 to 19	20 to 49	50 to 99	100 to 249	250 to 499	500 to 999	1,000 or more	
<b>22</b>	<b>Utilities</b> .....	<b>2 825</b>	<b>39 589</b>	<b>162 504</b>	<b>220</b>	<b>138</b>	<b>21</b>	<b>21</b>	<b>27</b>	<b>9</b>	<b>3</b>	<b>1</b>	—	—	
221	Utilities .....	2 825	39 589	162 504	220	138	21	21	27	9	3	1	—	—	
2211	Elec pwr generation, transmsn & distribution .....	(G)	(D)	(D)	130	65	15	16	23	7	3	1	—	—	
221111	Electric power generation .....	(E)	(D)	(D)	18	5	5	2	5	—	1	—	—	—	
2211111	Hydroelectric power generation .....	(C)	(D)	(D)	11	4	3	2	2	—	—	—	—	—	
2211112	Fossil fuel electric power generation .....	(C)	(D)	(D)	3	1	—	—	1	—	1	—	—	—	
2211119	Other electric power generation .....	(B)	(D)	(D)	4	—	2	—	2	—	—	—	—	—	
22112	Electric pwr transmsn, control & distribution .....	1 944	26 714	115 823	112	60	10	14	18	7	2	1	—	—	
221121	Electric bulk power transmission & control .....	(A)	(D)	(D)	2	2	—	—	—	—	—	—	—	—	
221122	Electric power distribution .....	(G)	(D)	(D)	110	58	10	14	18	7	2	1	—	—	
2212	Natural gas distribution .....	(E)	(D)	(D)	25	16	3	1	3	2	—	—	—	—	
22121	Natural gas distribution .....	(E)	(D)	(D)	25	16	3	1	3	2	—	—	—	—	
221210	Natural gas distribution .....	(E)	(D)	(D)	25	16	3	1	3	2	—	—	—	—	
2213	Water, sewage & other systems .....	(C)	(D)	(D)	65	57	3	4	1	—	—	—	—	—	
22131	Water supply & irrigation systems .....	178	1 022	4 770	57	50	3	3	1	—	—	—	—	—	
221310	Water supply & irrigation systems .....	178	1 022	4 770	57	50	3	3	1	—	—	—	—	—	
22132	Sewage treatment facilities .....	(B)	(D)	(D)	8	7	—	1	—	—	—	—	—	—	
221320	Sewage treatment facilities .....	(B)	(D)	(D)	8	7	—	1	—	—	—	—	—	—	
<b>23</b>	<b>Construction</b> .....	<b>18 607</b>	<b>123 368</b>	<b>635 106</b>	<b>3 958</b>	<b>2 925</b>	<b>622</b>	<b>249</b>	<b>119</b>	<b>32</b>	<b>10</b>	<b>1</b>	—	—	
233	Building, developing & general contracting .....	5 942	36 912	169 435	1 390	1 051	203	84	40	8	4	—	—	—	
2331	Land subdivision & land development .....	(C)	(D)	(D)	61	52	5	3	1	—	—	—	—	—	
23311	Land subdivision & land development .....	(C)	(D)	(D)	61	52	5	3	1	—	—	—	—	—	
233110	Land subdivision & land development ..	(C)	(D)	(D)	61	52	5	3	1	—	—	—	—	—	
2332	Residential building construction .....	3 758	19 790	95 402	1 143	905	155	57	24	1	1	—	—	—	
23321	Single-family housing construction .....	3 612	18 926	91 744	1 106	877	149	56	22	1	1	—	—	—	
233210	Single-family housing construction .....	3 612	18 926	91 744	1 106	877	149	56	22	1	1	—	—	—	
23322	Multifamily housing construction .....	146	864	3 658	37	28	6	1	2	—	—	—	—	—	
233220	Multifamily housing construction .....	146	864	3 658	37	28	6	1	2	—	—	—	—	—	
2333	Nonresidential building construction .....	(G)	(D)	(D)	186	94	43	24	15	7	3	—	—	—	
23331	Mfg & industrial building construction .....	(B)	(D)	(D)	18	12	4	2	—	—	—	—	—	—	
233310	Mfg & industrial building construction ...	(B)	(D)	(D)	18	12	4	2	—	—	—	—	—	—	
23332	Commercial & institutional bldg construction .....	1 933	15 487	66 653	168	82	39	22	15	7	3	—	—	—	
233320	Commercial & institutional bldg construction .....	1 933	15 487	66 653	168	82	39	22	15	7	3	—	—	—	
234	Heavy construction .....	3 435	28 662	185 522	323	187	60	35	23	12	6	—	—	—	
2341	Highway, street, bridge & tunnel construction .....	1 674	14 432	99 790	117	61	19	11	15	8	3	—	—	—	
23411	Highway & street construction .....	1 377	11 040	83 296	112	59	19	11	14	8	1	—	—	—	
234110	Highway & street construction .....	1 377	11 040	83 296	112	59	19	11	14	8	1	—	—	—	
23412	Bridge & tunnel construction .....	297	3 392	16 494	5	2	—	—	1	—	2	—	—	—	
234120	Bridge & tunnel construction .....	297	3 392	16 494	5	2	—	—	1	—	2	—	—	—	
2349	Other heavy construction .....	1 761	14 230	85 732	206	126	41	24	8	4	3	—	—	—	
23491	Water, sewer & pipeline construction .....	643	4 823	34 509	66	35	12	15	3	—	1	—	—	—	
234910	Water, sewer & pipeline construction ...	643	4 823	34 509	66	35	12	15	3	—	1	—	—	—	
23492	Pwr, communication transmsn line construction .....	(E)	(D)	(D)	20	8	6	1	2	2	1	—	—	—	
234920	Pwr, communication transmsn line construction .....	(E)	(D)	(D)	20	8	6	1	2	2	1	—	—	—	
23493	Industrial nonbuilding structure construction .....	(A)	(D)	(D)	2	1	1	—	—	—	—	—	—	—	
234930	Industrial nonbuilding structure construction .....	(A)	(D)	(D)	2	1	1	—	—	—	—	—	—	—	
23499	All other heavy construction .....	(F)	(D)	(D)	118	82	22	8	3	2	1	—	—	—	
234990	All other heavy construction .....	(F)	(D)	(D)	118	82	22	8	3	2	1	—	—	—	
235	Special trade contractors .....	9 230	57 794	280 149	2 245	1 687	359	130	56	12	—	1	—	—	
2351	Plumbing, heating & AC contractor .....	2 301	17 282	75 526	415	289	68	36	16	6	—	—	—	—	
23511	Plumbing, heating & AC contractor .....	2 301	17 282	75 526	415	289	68	36	16	6	—	—	—	—	
235110	Plumbing, heating & AC contractor .....	2 301	17 282	75 526	415	289	68	36	16	6	—	—	—	—	
2352	Painting & wall covering contractors .....	479	2 211	13 659	166	134	25	3	4	—	—	—	—	—	
23521	Painting & wall covering contractors .....	479	2 211	13 659	166	134	25	3	4	—	—	—	—	—	
235210	Painting & wall covering contractors ....	479	2 211	13 659	166	134	25	3	4	—	—	—	—	—	
2353	Electrical contractors .....	2 015	17 001	69 005	330	220	67	26	14	2	—	1	—	—	
23531	Electrical contractors .....	2 015	17 001	69 005	330	220	67	26	14	2	—	1	—	—	
235310	Electrical contractors .....	2 015	17 001	69 005	330	220	67	26	14	2	—	1	—	—	
2354	Masonry, drywall, insulation, tile contractors ..	1 000	5 062	24 771	250	183	40	21	5	1	—	—	—	—	
23541	Masonry & stone contractors .....	424	2 077	11 022	103	72	20	9	1	1	—	—	—	—	
235410	Masonry & stone contractors .....	424	2 077	11 022	103	72	20	9	1	1	—	—	—	—	
23542	Drywall, acoustical & insulation contractors .....	497	2 591	11 824	120	89	17	10	4	—	—	—	—	—	
235420	Drywall, acoustical & insulation contractors .....	497	2 591	11 824	120	89	17	10	4	—	—	—	—	—	
23543	Tile, marble, terrazzo & mosaic contractors .....	79	394	1 925	27	22	3	2	—	—	—	—	—	—	
235430	Tile, marble, terrazzo & mosaic contractors .....	79	394	1 925	27	22	3	2	—	—	—	—	—	—	
2355	Carpentry & floor contractors .....	676	3 094	13 508	258	226	21	8	2	1	—	—	—	—	
23551	Carpentry contractors .....	572	2 700	11 737	202	175	16	8	2	1	—	—	—	—	
235510	Carpentry contractors .....	572	2 700	11 737	202	175	16	8	2	1	—	—	—	—	
23552	Floor laying & other floor contractors .....	104	394	1 771	56	51	5	—	—	—	—	—	—	—	
235520	Floor laying & other floor contractors ...	104	394	1 771	56	51	5	—	—	—	—	—	—	—	
2356	Roofing, siding, & sheet metal contractors ..	444	2 237	12 622	120	87	24	5	4	—	—	—	—	—	
23561	Roofing, siding, & sheet metal contractors .....	444	2 237	12 622	120	87	24	5	4	—	—	—	—	—	
235610	Roofing, siding, & sheet metal contractors .....	444	2 237	12 622	120	87	24	5	4	—	—	—	—	—	

See footnotes at end of table.

**Table 2. The State—Employees, Payroll, and Establishments by Industry: 2001—Con.**

[Excludes most government employees, railroad employees, and self-employed persons. Size class 1 to 4 includes establishments with payroll, but no employees, during mid-March pay period. (D) denotes figures withheld to avoid disclosing data for individual companies; the data are included in broader industry totals. For explanation of terms, abbreviations, and data reliability/comparability, see introductory text.]

NAICS code	Industry	Number of employees for week including March 12	Payroll (\$1,000)		Total number of establishments	Number of establishments by employment-size class								
			First quarter	Annual		1 to 4	5 to 9	10 to 19	20 to 49	50 to 99	100 to 249	250 to 499	500 to 999	1,000 or more
<b>23</b>	<b>Construction—Con.</b>													
235	Special trade contractors—Con.													
2357	Concrete contractors .....	837	3 097	24 459	217	148	54	12	2	1	—	—	—	—
23571	Concrete contractors .....	837	3 097	24 459	217	148	54	12	2	1	—	—	—	—
235710	Concrete contractors .....	837	3 097	24 459	217	148	54	12	2	1	—	—	—	—
2358	Water well drilling contractors .....	246	1 365	6 810	65	45	17	—	3	—	—	—	—	—
23581	Water well drilling contractors .....	246	1 365	6 810	65	45	17	—	3	—	—	—	—	—
235810	Water well drilling contractors .....	246	1 365	6 810	65	45	17	—	3	—	—	—	—	—
2359	Other special trade contractors .....	1 232	6 445	39 789	424	355	43	19	6	1	—	—	—	—
23591	Structural steel erection contractors .....	(B)	(D)	(D)	14	12	1	1	—	—	—	—	—	—
235910	Structural steel erection contractors .....	(B)	(D)	(D)	14	12	1	1	—	—	—	—	—	—
23592	Glass & glazing contractors .....	136	971	4 521	24	17	2	3	2	—	—	—	—	—
235920	Glass & glazing contractors .....	136	971	4 521	24	17	2	3	2	—	—	—	—	—
23593	Excavation contractors .....	549	2 515	18 245	197	173	17	5	1	1	—	—	—	—
235930	Excavation contractors .....	549	2 515	18 245	197	173	17	5	1	1	—	—	—	—
23594	Wrecking & demolition contractors .....	(A)	(D)	(D)	6	6	—	—	—	—	—	—	—	—
235940	Wrecking & demolition contractors .....	(A)	(D)	(D)	6	6	—	—	—	—	—	—	—	—
23595	Bldg equip & oth mach installation contractor .....	(B)	(D)	(D)	19	13	2	4	—	—	—	—	—	—
235950	Bldg equip & oth mach installation contractor .....	(B)	(D)	(D)	19	13	2	4	—	—	—	—	—	—
23599	All other special trade contractors .....	427	2 081	12 722	164	134	21	6	3	—	—	—	—	—
235990	All other special trade contractors .....	427	2 081	12 722	164	134	21	6	3	—	—	—	—	—
<b>31-33</b>	<b>Manufacturing .....</b>	<b>20 759</b>	<b>159 327</b>	<b>646 323</b>	<b>1 226</b>	<b>629</b>	<b>259</b>	<b>140</b>	<b>107</b>	<b>52</b>	<b>28</b>	<b>8</b>	<b>2</b>	<b>1</b>
311	Food mfg .....	2 522	15 948	65 790	166	82	43	14	14	9	3	1	—	—
3111	Animal food mfg .....	175	898	3 494	17	8	4	3	1	1	—	—	—	—
31111	Animal food mfg .....	175	898	3 494	17	8	4	3	1	1	—	—	—	—
311111	Dog & cat food mfg .....	(B)	(D)	(D)	2	1	—	—	1	—	—	—	—	—
311119	Other animal food mfg .....	(C)	(D)	(D)	15	7	4	3	—	1	—	—	—	—
3112	Grain & oilseed milling .....	(C)	(D)	(D)	10	2	3	1	4	—	—	—	—	—
31121	Flour milling & malt mfg .....	(C)	(D)	(D)	6	—	3	—	3	—	—	—	—	—
311211	Flour milling .....	(B)	(D)	(D)	4	—	1	—	3	—	—	—	—	—
311212	Rice milling .....	(A)	(D)	(D)	1	—	1	—	—	—	—	—	—	—
311213	Malt mfg .....	(A)	(D)	(D)	1	—	1	—	—	—	—	—	—	—
31122	Starch & vegetable fats & oils mfg .....	(B)	(D)	(D)	3	1	—	1	1	—	—	—	—	—
311223	Other oilseed processing .....	(A)	(D)	(D)	2	1	—	—	1	—	—	—	—	—
311225	Fats & oils refining & blending .....	(B)	(D)	(D)	1	—	—	1	—	—	—	—	—	—
31123	Breakfast cereal manufacturing .....	(A)	(D)	(D)	1	1	—	—	—	—	—	—	—	—
311230	Breakfast cereal manufacturing .....	(A)	(D)	(D)	1	1	—	—	—	—	—	—	—	—
3113	Sugar & confectionery product mfg .....	(E)	(D)	(D)	16	5	5	2	2	—	2	—	—	—
31131	Sugar mfg .....	(E)	(D)	(D)	2	—	—	—	—	—	—	—	—	—
311313	Beet sugar mfg .....	(E)	(D)	(D)	2	—	—	—	—	—	2	—	—	—
31132	Choc & confectionery mfg from cacao beans .....	(B)	(D)	(D)	3	—	2	—	1	—	—	—	—	—
311320	Choc & confectionery mfg from cacao beans .....	(B)	(D)	(D)	3	—	2	—	1	—	—	—	—	—
31133	Confectionery mfg from purchased chocolate .....	(B)	(D)	(D)	5	2	1	2	—	—	—	—	—	—
311330	Confectionery mfg from purchased chocolate .....	(B)	(D)	(D)	5	2	1	2	—	—	—	—	—	—
31134	Nonchocolate confectionery mfg .....	(B)	(D)	(D)	6	3	2	—	1	—	—	—	—	—
311340	Nonchocolate confectionery mfg .....	(B)	(D)	(D)	6	3	2	—	1	—	—	—	—	—
3114	Fruit & veg preserving & specialty food mfg .....	(B)	(D)	(D)	10	6	3	1	—	—	—	—	—	—
31141	Frozen food mfg .....	(A)	(D)	(D)	2	2	—	—	—	—	—	—	—	—
311411	Frozen fruit, juice & vegetable mfg .....	(A)	(D)	(D)	1	1	—	—	—	—	—	—	—	—
311412	Frozen specialty food mfg .....	(A)	(D)	(D)	1	1	—	—	—	—	—	—	—	—
31142	Fruit & veg canning, pickling & drying .....	(B)	(D)	(D)	8	4	3	1	—	—	—	—	—	—
311421	Fruit & vegetable canning .....	(B)	(D)	(D)	6	3	3	—	—	—	—	—	—	—
311422	Specialty canning .....	(A)	(D)	(D)	1	1	—	—	—	—	—	—	—	—
311423	Dried & dehydrated food mfg .....	(A)	(D)	(D)	1	—	—	1	—	—	—	—	—	—
3115	Dairy product mfg .....	371	3 461	13 598	8	2	—	—	2	4	—	—	—	—
31151	Dairy product (exc frozen) mfg .....	(E)	(D)	(D)	7	2	—	—	1	4	—	—	—	—
311511	Fluid milk mfg .....	(E)	(D)	(D)	4	—	—	—	1	3	—	—	—	—
311512	Creamery butter mfg .....	(A)	(D)	(D)	1	1	—	—	—	—	—	—	—	—
311514	Dry, condensed, evaporated dairy product mfg .....	(B)	(D)	(D)	2	1	—	—	—	1	—	—	—	—
31152	Ice cream & frozen dessert mfg .....	(B)	(D)	(D)	1	—	—	—	1	—	—	—	—	—
311520	Ice cream & frozen dessert mfg .....	(B)	(D)	(D)	1	—	—	—	1	—	—	—	—	—
3116	Animal slaughtering & processing .....	(E)	(D)	(D)	55	34	18	1	—	2	—	—	—	—
31161	Animal slaughtering & processing .....	(E)	(D)	(D)	55	34	18	1	—	2	—	—	—	—
311611	Animal (except poultry) slaughtering .....	(C)	(D)	(D)	44	27	16	1	—	—	—	—	—	—
311612	Meat processed from carcasses .....	(C)	(D)	(D)	9	7	—	—	—	2	—	—	—	—
311613	Rendering & meat by-product processing .....	(A)	(D)	(D)	1	—	1	—	—	—	—	—	—	—
311615	Poultry processing .....	(A)	(D)	(D)	1	—	1	—	—	—	—	—	—	—
3117	Seafood product preparation & packaging ...	(A)	(D)	(D)	1	1	—	—	—	—	—	—	—	—
31171	Seafood product preparation & packaging .....	(A)	(D)	(D)	1	1	—	—	—	—	—	—	—	—
311712	Fresh & frozen seafood processing .....	(A)	(D)	(D)	1	1	—	—	—	—	—	—	—	—
3118	Bakeries & tortilla mfg .....	975	5 928	23 945	40	19	8	5	4	2	1	1	—	—
31181	Bread & bakery product mfg .....	(F)	(D)	(D)	36	17	8	4	4	1	1	1	—	—
311811	Retail bakeries .....	(F)	(D)	(D)	27	12	8	3	3	—	1	—	—	—
311812	Commercial bakeries .....	(B)	(D)	(D)	9	5	—	1	1	—	—	—	—	—
31182	Cookie, cracker & pasta mfg .....	(F)	(D)	(D)	4	2	—	1	—	—	—	—	—	—
311821	Cookie & cracker mfg .....	(A)	(D)	(D)	1	1	—	—	—	—	—	—	—	—
311823	Dry pasta mfg .....	(B)	(D)	(D)	3	—	—	1	—	1	—	—	—	—
3119	Other food mfg .....	(B)	(D)	(D)	9	5	2	1	1	—	—	—	—	—
31192	Coffee & tea mfg .....	(A)	(D)	(D)	2	1	—	1	—	—	—	—	—	—
311920	Coffee & tea mfg .....	(A)	(D)	(D)	2	1	—	1	—	—	—	—	—	—
31194	Seasoning & dressing mfg .....	(B)	(D)	(D)	2	1	—	—	1	—	—	—	—	—
311941	Mayonnaise, dressing & oth prepared sauce mfg .....	(B)	(D)	(D)	1	—	—	—	1	—	—	—	—	—
311942	Spice & extract mfg .....	(A)	(D)	(D)	1	1	—	—	—	—	—	—	—	—

See footnotes at end of table.

**Table 2. The State—Employees, Payroll, and Establishments by Industry: 2001—Con.**

[Excludes most government employees, railroad employees, and self-employed persons. Size class 1 to 4 includes establishments with payroll, but no employees, during mid-March pay period. (D) denotes figures withheld to avoid disclosing data for individual companies; the data are included in broader industry totals. For explanation of terms, abbreviations, and data reliability/comparability, see introductory text]

NAICS code	Industry	Number of employees for week including March 12	Payroll (\$1,000)		Total number of establishments	Number of establishments by employment-size class										
			First quarter	Annual		1 to 4	5 to 9	10 to 19	20 to 49	50 to 99	100 to 249	250 to 499	500 to 999	1,000 or more		
<b>31-33</b>	<b>Manufacturing—Con.</b>															
311	Food mfg—Con.															
3119	Other food mfg—Con.															
31199	All other food mfg .....	(A)	(D)	(D)	5	3	2	—	—	—	—	—	—	—	—	—
311991	Perishable prepared food mfg .....	(A)	(D)	(D)	1	1	—	—	—	—	—	—	—	—	—	—
311999	All other miscellaneous food mfg .....	(A)	(D)	(D)	4	2	2	—	—	—	—	—	—	—	—	—
312	Beverage & tobacco product mfg .....	(E)	(D)	(D)	20	11	3	1	2	3	—	—	—	—	—	—
3121	Beverage mfg .....	(E)	(D)	(D)	20	11	3	1	2	3	—	—	—	—	—	—
31211	Soft drink & ice mfg .....	(E)	(D)	(D)	11	6	—	—	2	3	—	—	—	—	—	—
312111	Soft drink mfg .....	(E)	(D)	(D)	5	—	—	—	2	3	—	—	—	—	—	—
312113	Ice mfg .....	(A)	(D)	(D)	6	6	—	—	—	—	—	—	—	—	—	—
31212	Breweries .....	(B)	(D)	(D)	9	5	3	1	—	—	—	—	—	—	—	—
312120	Breweries .....	(B)	(D)	(D)	9	5	3	1	—	—	—	—	—	—	—	—
313	Textile mills .....	52	162	1 008	9	4	3	2	—	—	—	—	—	—	—	—
3132	Fabric mills .....	(A)	(D)	(D)	1	—	1	—	—	—	—	—	—	—	—	—
31322	Narrow fabric mills & schiffli mach embroidery .....	(A)	(D)	(D)	1	—	1	—	—	—	—	—	—	—	—	—
313222	Schiffli machine embroidery .....	(A)	(D)	(D)	1	—	1	—	—	—	—	—	—	—	—	—
3133	Textile, fabric finishing, fabric coating mills ..	(B)	(D)	(D)	8	4	2	2	—	—	—	—	—	—	—	—
31331	Textile & fabric finishing mills .....	(B)	(D)	(D)	8	4	2	2	—	—	—	—	—	—	—	—
313311	Broadwoven fabric finishing mills .....	(B)	(D)	(D)	7	3	2	2	—	—	—	—	—	—	—	—
313312	Textile, fabric finishing (exc broadwoven) mills .....	(A)	(D)	(D)	1	1	—	—	—	—	—	—	—	—	—	—
314	Textile product mills .....	(C)	(D)	(D)	30	21	5	2	1	1	—	—	—	—	—	—
3141	Textile furnishings mills .....	(A)	(D)	(D)	4	2	2	—	—	—	—	—	—	—	—	—
31412	Curtain & linen mills .....	(A)	(D)	(D)	4	2	2	—	—	—	—	—	—	—	—	—
314121	Curtain & drapery mills .....	(A)	(D)	(D)	4	2	2	—	—	—	—	—	—	—	—	—
3149	Other textile product mills .....	(C)	(D)	(D)	26	19	3	2	1	1	—	—	—	—	—	—
31491	Textile bag & canvas mills .....	(B)	(D)	(D)	13	10	2	1	—	—	—	—	—	—	—	—
314911	Textile bag mills .....	(A)	(D)	(D)	7	6	1	—	—	—	—	—	—	—	—	—
314912	Canvas & related product mills .....	(B)	(D)	(D)	6	4	1	1	—	—	—	—	—	—	—	—
31499	All other textile product mills .....	(C)	(D)	(D)	13	9	1	1	1	1	—	—	—	—	—	—
314999	All other miscellaneous textile product mills .....	(C)	(D)	(D)	13	9	1	1	1	1	—	—	—	—	—	—
315	Apparel manufacturing .....	(B)	(D)	(D)	24	18	4	1	1	—	—	—	—	—	—	—
3151	Apparel knitting mills .....	(A)	(D)	(D)	1	—	1	—	—	—	—	—	—	—	—	—
31511	Hosiery & sock mills .....	(A)	(D)	(D)	1	—	1	—	—	—	—	—	—	—	—	—
315119	Other hosiery & sock mills .....	(A)	(D)	(D)	1	—	1	—	—	—	—	—	—	—	—	—
3152	Cut & sew apparel mfg .....	(B)	(D)	(D)	21	17	3	1	—	—	—	—	—	—	—	—
31521	Cut & sew apparel contractors .....	(A)	(D)	(D)	10	9	1	—	—	—	—	—	—	—	—	—
315211	Men's, boys' cut & sew apparel contractors .....	(A)	(D)	(D)	1	1	—	—	—	—	—	—	—	—	—	—
315212	Women's, girls', infants, cut, sew apparel contr .....	(A)	(D)	(D)	9	8	1	—	—	—	—	—	—	—	—	—
31522	Men's, boys' cut & sew apparel mfg .....	(A)	(D)	(D)	2	2	—	—	—	—	—	—	—	—	—	—
315225	Men's, boys' cut & sew work clothing mfg .....	(A)	(D)	(D)	1	1	—	—	—	—	—	—	—	—	—	—
315228	Men's, boys' cut & sew oth outerwear mfg .....	(A)	(D)	(D)	1	1	—	—	—	—	—	—	—	—	—	—
31523	Women's, girls' cut & sew apparel mfg ....	(A)	(D)	(D)	7	5	2	—	—	—	—	—	—	—	—	—
315231	Women's, girls' cut & sew lingerie mfg ..	(A)	(D)	(D)	2	1	1	—	—	—	—	—	—	—	—	—
315232	Women's, girls' cut & sew blouse mfg ..	(A)	(D)	(D)	1	1	—	—	—	—	—	—	—	—	—	—
315233	Women's, girls' cut & sew dress mfg ...	(A)	(D)	(D)	2	2	—	—	—	—	—	—	—	—	—	—
315239	Women's, girls' cut & sew other outerwear mfg .....	(A)	(D)	(D)	2	1	1	—	—	—	—	—	—	—	—	—
31529	Other cut & sew apparel mfg .....	(A)	(D)	(D)	2	1	—	1	—	—	—	—	—	—	—	—
315292	Fur & leather apparel mfg .....	(A)	(D)	(D)	1	1	—	—	—	—	—	—	—	—	—	—
315299	All other cut & sew apparel mfg .....	(A)	(D)	(D)	1	—	—	1	—	—	—	—	—	—	—	—
3159	Apparel accessories & other apparel mfg ...	(B)	(D)	(D)	2	1	—	—	1	—	—	—	—	—	—	—
31599	Apparel accessories & other apparel mfg .	(B)	(D)	(D)	2	1	—	—	1	—	—	—	—	—	—	—
315999	Other apparel accessories & other apparel mfg .....	(B)	(D)	(D)	2	1	—	—	1	—	—	—	—	—	—	—
316	Leather & allied product mfg .....	147	556	2 026	17	12	1	1	3	—	—	—	—	—	—	—
3161	Leather & hide tanning & finishing .....	(A)	(D)	(D)	5	5	—	—	—	—	—	—	—	—	—	—
31611	Leather & hide tanning & finishing .....	(A)	(D)	(D)	5	5	—	—	—	—	—	—	—	—	—	—
316110	Leather & hide tanning & finishing .....	(A)	(D)	(D)	5	5	—	—	—	—	—	—	—	—	—	—
3162	Footwear mfg .....	(B)	(D)	(D)	3	1	1	—	1	—	—	—	—	—	—	—
31621	Footwear mfg .....	(B)	(D)	(D)	3	1	1	—	1	—	—	—	—	—	—	—
316213	Men's footwear (exc athletic) mfg .....	(A)	(D)	(D)	2	1	1	—	—	—	—	—	—	—	—	—
316214	Women's footwear (exc athletic) mfg ...	(B)	(D)	(D)	1	—	—	—	1	—	—	—	—	—	—	—
3169	Other leather & allied product mfg .....	(B)	(D)	(D)	9	6	—	1	2	—	—	—	—	—	—	—
31699	Other leather & allied product mfg .....	(B)	(D)	(D)	9	6	—	1	2	—	—	—	—	—	—	—
316991	Luggage mfg .....	(A)	(D)	(D)	1	—	—	1	—	—	—	—	—	—	—	—
316999	All other leather good mfg .....	(B)	(D)	(D)	8	6	—	—	2	—	—	—	—	—	—	—
321	Wood product mfg .....	4 847	36 971	155 143	155	65	26	21	15	14	11	2	1	—	—	—
3211	Sawmills & wood preservation .....	1 684	12 641	53 130	55	26	9	4	3	5	8	—	—	—	—	—
32111	Sawmills & wood preservation .....	1 684	12 641	53 130	55	26	9	4	3	5	8	—	—	—	—	—
321113	Sawmills .....	1 626	12 307	51 640	45	20	7	2	3	5	8	—	—	—	—	—
321114	Wood preservation .....	58	334	1 490	10	6	2	2	—	—	—	—	—	—	—	—
3212	Veneer, plywood & engineered wood product mfg .....	1 920	16 062	67 067	21	5	5	3	1	1	3	2	1	—	—	—
32121	Veneer, plywood & engineered wood product mfg .....	1 920	16 062	67 067	21	5	5	3	1	1	3	2	1	—	—	—
321211	Hardwood veneer & plywood mfg .....	(A)	(D)	(D)	1	1	—	—	—	—	—	—	—	—	—	—
321212	Softwood veneer & plywood mfg .....	(G)	(D)	(D)	4	—	—	—	—	—	1	2	1	—	—	—
321214	Truss mfg .....	157	805	3 773	12	3	4	3	1	1	—	—	—	—	—	—
321219	Reconstituted wood product mfg .....	(E)	(D)	(D)	4	1	1	—	—	—	2	—	—	—	—	—

See footnotes at end of table.



**Table 2. The State—Employees, Payroll, and Establishments by Industry: 2001—Con.**

[Excludes most government employees, railroad employees, and self-employed persons. Size class 1 to 4 includes establishments with payroll, but no employees, during mid-March pay period. (D) denotes figures withheld to avoid disclosing data for individual companies; the data are included in broader industry totals. For explanation of terms, abbreviations, and data reliability/comparability, see introductory text]

NAICS code	Industry	Number of employees for week including March 12	Payroll (\$1,000)		Total number of establishments	Number of establishments by employment-size class								
			First quarter	Annual		1 to 4	5 to 9	10 to 19	20 to 49	50 to 99	100 to 249	250 to 499	500 to 999	1,000 or more
<b>31-33</b>	<b>Manufacturing—Con.</b>													
321	Wood product mfg—Con.													
3219	Other wood product mfg .....	1 243	8 268	34 946	79	34	12	14	11	8	—	—	—	—
32191	Millwork .....	(E)	(D)	(D)	32	14	3	5	8	2	—	—	—	—
321911	Wood window & door mfg .....	(C)	(D)	(D)	13	6	1	3	2	1	—	—	—	—
321912	Cut stock, resawing lumber & planing .....	250	1 631	6 890	12	3	1	2	5	1	—	—	—	—
321918	Other millwork (including flooring) .....	(B)	(D)	(D)	7	5	1	—	1	—	—	—	—	—
32192	Wood container & pallet mfg .....	(A)	(D)	(D)	4	3	—	1	—	—	—	—	—	—
321920	Wood container & pallet mfg .....	(A)	(D)	(D)	4	3	—	1	—	—	—	—	—	—
32199	All other wood product mfg .....	751	5 307	22 231	43	17	9	8	3	6	—	—	—	—
321991	Manufactured home (mobile home) mfg .....	(A)	(D)	(D)	2	2	—	—	—	—	—	—	—	—
321992	Prefabricated wood building mfg .....	630	4 852	20 422	28	11	3	6	2	6	—	—	—	—
321999	All other miscellaneous wood product mfg .....	(C)	(D)	(D)	13	4	6	2	1	—	—	—	—	—
322	Paper mfg .....	(F)	(D)	(D)	5	1	1	—	1	1	—	—	1	—
3221	Pulp, paper & paperboard mills .....	(F)	(D)	(D)	1	—	—	—	—	—	—	—	1	—
32213	Paperboard mills .....	(F)	(D)	(D)	1	—	—	—	—	—	—	—	1	—
322130	Paperboard mills .....	(F)	(D)	(D)	1	—	—	—	—	—	—	—	1	—
3222	Converted paper product mfg .....	(B)	(D)	(D)	4	1	1	—	1	1	—	—	—	—
32221	Paperboard container mfg .....	(B)	(D)	(D)	1	—	—	—	1	—	—	—	—	—
322211	Corrugated & solid fiber box mfg .....	(B)	(D)	(D)	1	—	—	—	1	—	—	—	—	—
32222	Paper bag & coated & treated paper mfg ..	(B)	(D)	(D)	1	—	—	—	—	1	—	—	—	—
322221	Coated & lamnd pkg paper & plastics film mfg .....	(B)	(D)	(D)	1	—	—	—	—	1	—	—	—	—
32223	Stationery product mfg .....	(A)	(D)	(D)	1	1	—	—	—	—	—	—	—	—
322233	Stationery, tablet & related product mfg ..	(A)	(D)	(D)	1	1	—	—	—	—	—	—	—	—
32229	Other converted paper product mfg .....	(A)	(D)	(D)	1	—	1	—	—	—	—	—	—	—
322299	All other converted paper product mfg ..	(A)	(D)	(D)	1	—	1	—	—	—	—	—	—	—
323	Printing & related support activities .....	938	5 470	23 246	103	51	18	23	9	2	—	—	—	—
3231	Printing & related support activities .....	938	5 470	23 246	103	51	18	23	9	2	—	—	—	—
32311	Printing .....	909	5 402	22 986	96	46	17	22	9	2	—	—	—	—
323110	Commercial lithographic printing .....	628	4 090	17 555	51	25	4	11	9	2	—	—	—	—
323113	Commercial screen printing .....	(B)	(D)	(D)	5	3	1	1	—	—	—	—	—	—
323114	Quick printing .....	163	786	3 327	25	12	5	8	—	—	—	—	—	—
323115	Digital printing .....	(A)	(D)	(D)	4	3	1	—	—	—	—	—	—	—
323116	Manifold business form printing .....	(B)	(D)	(D)	3	2	—	1	—	—	—	—	—	—
323117	Book printing .....	(A)	(D)	(D)	1	—	1	—	—	—	—	—	—	—
323119	Other commercial printing .....	(B)	(D)	(D)	7	1	5	1	—	—	—	—	—	—
32312	Printing support activities .....	29	68	260	7	5	1	1	—	—	—	—	—	—
323121	Tradebinding & related work .....	(A)	(D)	(D)	2	2	—	—	—	—	—	—	—	—
323122	Prepress services .....	(B)	(D)	(D)	5	3	1	1	—	—	—	—	—	—
324	Petroleum & coal products mfg .....	825	12 229	52 591	7	1	1	1	—	1	1	2	—	—
3241	Petroleum & coal products mfg .....	825	12 229	52 591	7	1	1	1	—	1	1	2	—	—
32411	Petroleum refineries .....	(F)	(D)	(D)	5	—	—	1	—	1	1	2	—	—
324110	Petroleum refineries .....	(F)	(D)	(D)	5	—	—	1	—	1	1	2	—	—
32412	Asphalt paving, roofing & saturated mat mfg .....	(A)	(D)	(D)	2	1	1	—	—	—	—	—	—	—
324121	Asphalt paving mixture & block mfg .....	(A)	(D)	(D)	2	1	1	—	—	—	—	—	—	—
325	Chemical mfg .....	468	3 817	15 831	41	18	9	8	5	1	—	—	—	—
3251	Basic chemical mfg .....	(C)	(D)	(D)	7	4	1	—	1	1	—	—	—	—
32512	Industrial gas mfg .....	(A)	(D)	(D)	1	—	—	—	—	—	—	—	—	—
325120	Industrial gas mfg .....	(A)	(D)	(D)	1	—	—	—	—	—	—	—	—	—
32513	Synthetic dye & pigment mfg .....	(B)	(D)	(D)	1	—	—	—	—	1	—	—	—	—
325131	Inorganic dye & pigment mfg .....	(B)	(D)	(D)	1	—	—	—	—	1	—	—	—	—
32518	Other basic inorganic chemical mfg .....	(B)	(D)	(D)	3	2	—	—	1	—	—	—	—	—
325188	All other basic inorganic chemical mfg ..	(B)	(D)	(D)	3	2	—	—	1	—	—	—	—	—
32519	Other basic organic chemical mfg .....	(A)	(D)	(D)	2	2	—	—	—	—	—	—	—	—
325191	Gum & wood chemical mfg .....	(A)	(D)	(D)	1	1	—	—	—	—	—	—	—	—
325193	Ethyl alcohol mfg .....	(A)	(D)	(D)	1	1	—	—	—	—	—	—	—	—
3252	Resin, syn rubber, artf & syn fibers, fil mfg ..	(B)	(D)	(D)	1	—	—	—	1	—	—	—	—	—
32521	Resin & synthetic rubber mfg .....	(B)	(D)	(D)	1	—	—	—	1	—	—	—	—	—
325212	Synthetic rubber mfg .....	(B)	(D)	(D)	1	—	—	—	1	—	—	—	—	—
3253	Pesticide, fertilizer & oth ag chemical mfg ...	(C)	(D)	(D)	11	2	3	4	2	—	—	—	—	—
32531	Fertilizer mfg .....	(B)	(D)	(D)	8	1	3	3	1	—	—	—	—	—
325311	Nitrogenous fertilizer mfg .....	(A)	(D)	(D)	1	—	—	1	—	—	—	—	—	—
325314	Fertilizer (mixing only) mfg .....	(B)	(D)	(D)	7	1	3	2	1	—	—	—	—	—
32532	Pesticide & other agricultural chemical mfg .....	(B)	(D)	(D)	3	1	—	1	1	—	—	—	—	—
325320	Pesticide & other agricultural chemical mfg .....	(B)	(D)	(D)	3	1	—	1	1	—	—	—	—	—
3254	Pharmaceutical & medicine mfg .....	(B)	(D)	(D)	6	2	2	1	1	—	—	—	—	—
32541	Pharmaceutical & medicine mfg .....	(B)	(D)	(D)	6	2	2	1	1	—	—	—	—	—
325411	Medicinal & botanical mfg .....	(A)	(D)	(D)	1	1	—	—	—	—	—	—	—	—
325412	Pharmaceutical preparation mfg .....	(A)	(D)	(D)	2	—	2	—	—	—	—	—	—	—
325413	In-vitro diagnostic substance mfg .....	(A)	(D)	(D)	1	1	—	—	—	—	—	—	—	—
325414	Biological product (exc diagnostic) mfg ..	(B)	(D)	(D)	2	—	—	1	1	—	—	—	—	—
3255	Paint, coating & adhesive mfg .....	(B)	(D)	(D)	2	—	—	2	—	—	—	—	—	—
32551	Paint & coating mfg .....	(A)	(D)	(D)	1	—	—	1	—	—	—	—	—	—
325510	Paint & coating mfg .....	(A)	(D)	(D)	1	—	—	1	—	—	—	—	—	—
32552	Adhesive mfg .....	(A)	(D)	(D)	1	—	—	1	—	—	—	—	—	—
325520	Adhesive mfg .....	(A)	(D)	(D)	1	—	—	1	—	—	—	—	—	—
3256	Soap, cleaners & toilet preparation mfg .....	(B)	(D)	(D)	8	7	1	—	—	—	—	—	—	—
32561	Soap & cleaning compound mfg .....	(A)	(D)	(D)	4	3	1	—	—	—	—	—	—	—
325611	Soap & other detergent mfg .....	(A)	(D)	(D)	1	1	—	—	—	—	—	—	—	—
325612	Polish & other sanitation goods mfg .....	(A)	(D)	(D)	3	2	1	—	—	—	—	—	—	—
32562	Toilet preparation mfg .....	(A)	(D)	(D)	4	4	—	—	—	—	—	—	—	—
325620	Toilet preparation mfg .....	(A)	(D)	(D)	4	4	—	—	—	—	—	—	—	—

See footnotes at end of table.

**Table 2. The State—Employees, Payroll, and Establishments by Industry: 2001—Con.**

[Excludes most government employees, railroad employees, and self-employed persons. Size class 1 to 4 includes establishments with payroll, but no employees, during mid-March pay period. (D) denotes figures withheld to avoid disclosing data for individual companies; the data are included in broader industry totals. For explanation of terms, abbreviations, and data reliability/comparability, see introductory text]

NAICS code	Industry	Number of employees for week including March 12	Payroll (\$1,000)		Total number of establishments	Number of establishments by employment-size class								
			First quarter	Annual		1 to 4	5 to 9	10 to 19	20 to 49	50 to 99	100 to 249	250 to 499	500 to 999	1,000 or more
<b>31-33</b>	<b>Manufacturing—Con.</b>													
325	Chemical mfg—Con.													
3259	Other chemical product & preparation mfg ..	(B)	(D)	(D)	6	3	2	1	—	—	—	—	—	—
32599	All other chemical product & preparation mfg ..	(B)	(D)	(D)	6	3	2	1	—	—	—	—	—	—
325991	Custom compounding of purchased resin ..	(A)	(D)	(D)	1	1	—	—	—	—	—	—	—	—
325998	All oth misc chemical product & prep mfg ..	(B)	(D)	(D)	5	2	2	1	—	—	—	—	—	—
326	Plastics & rubber products mfg ..	437	2 956	9 644	32	12	5	6	8	1	—	—	—	—
3261	Plastics product mfg ..	(E)	(D)	(D)	24	10	4	3	6	1	—	—	—	—
32611	Unsupported plastics film, sheet, & bag mfg ..	(B)	(D)	(D)	3	1	—	1	1	—	—	—	—	—
326111	Unsupported plastics bag mfg ..	(A)	(D)	(D)	1	—	—	1	—	—	—	—	—	—
326113	Unsupported plastics film and sheet (except packaging) mfg ..	(B)	(D)	(D)	2	1	—	—	1	—	—	—	—	—
32613	Laminated plastics plate, sheet & shape mfg ..	(A)	(D)	(D)	1	1	—	—	—	—	—	—	—	—
326130	Laminated plastics plate, sheet & shape mfg ..	(A)	(D)	(D)	1	1	—	—	—	—	—	—	—	—
32614	Polystyrene foam product mfg ..	(B)	(D)	(D)	1	—	—	—	1	—	—	—	—	—
326140	Polystyrene foam product mfg ..	(B)	(D)	(D)	1	—	—	—	1	—	—	—	—	—
32616	Plastics bottle mfg ..	(B)	(D)	(D)	2	—	1	—	1	—	—	—	—	—
326160	Plastics bottle mfg ..	(B)	(D)	(D)	2	—	1	—	1	—	—	—	—	—
32619	Other plastics product mfg ..	(C)	(D)	(D)	17	8	3	2	3	1	—	—	—	—
326191	Plastics plumbing fixture mfg ..	(A)	(D)	(D)	1	1	—	—	—	—	—	—	—	—
326199	All other plastics product mfg ..	(C)	(D)	(D)	16	7	3	2	3	1	—	—	—	—
3262	Rubber product mfg ..	(C)	(D)	(D)	8	2	1	3	2	—	—	—	—	—
32621	Tire mfg ..	(B)	(D)	(D)	7	2	1	3	1	—	—	—	—	—
326212	Tire retreading ..	(B)	(D)	(D)	7	2	1	3	1	—	—	—	—	—
32629	Other rubber product mfg ..	(B)	(D)	(D)	1	—	—	—	1	—	—	—	—	—
326291	Rubber product mfg for mechanical use ..	(B)	(D)	(D)	1	—	—	—	1	—	—	—	—	—
327	Nonmetallic mineral product mfg ..	1 126	8 848	41 583	78	31	19	13	9	4	2	—	—	—
3271	Clay product & refractory mfg ..	(A)	(D)	(D)	4	4	—	—	—	—	—	—	—	—
32711	Pottery, ceramics & plumbing fixture mfg ..	(A)	(D)	(D)	4	4	—	—	—	—	—	—	—	—
327112	Vitreous china & other pottery product mfg ..	(A)	(D)	(D)	4	4	—	—	—	—	—	—	—	—
3272	Glass & glass product mfg ..	(B)	(D)	(D)	5	3	1	—	1	—	—	—	—	—
32721	Glass & glass product mfg ..	(B)	(D)	(D)	5	3	1	—	1	—	—	—	—	—
327211	Flat glass mfg ..	(A)	(D)	(D)	1	—	1	—	—	—	—	—	—	—
327212	Other pressed & blown glass & glassware mfg ..	(B)	(D)	(D)	2	1	—	—	1	—	—	—	—	—
327215	Glass product mfg made of purchased glass ..	(A)	(D)	(D)	2	2	—	—	—	—	—	—	—	—
3273	Cement & concrete product mfg ..	876	6 456	31 529	57	19	16	12	5	3	2	—	—	—
32731	Cement mfg ..	(C)	(D)	(D)	2	—	—	—	—	1	1	—	—	—
327310	Cement mfg ..	(C)	(D)	(D)	2	—	—	—	—	1	1	—	—	—
32732	Ready-mix concrete mfg ..	531	2 824	17 660	38	14	11	7	3	2	1	—	—	—
327320	Ready-mix concrete mfg ..	531	2 824	17 660	38	14	11	7	3	2	1	—	—	—
32733	Concrete pipe, brick & block mfg ..	(B)	(D)	(D)	5	—	1	2	2	—	—	—	—	—
327331	Concrete block & brick mfg ..	(B)	(D)	(D)	2	—	1	—	1	—	—	—	—	—
327332	Concrete pipe mfg ..	(B)	(D)	(D)	3	—	—	2	1	—	—	—	—	—
32739	Other concrete product mfg ..	84	585	2 783	12	5	4	3	—	—	—	—	—	—
327390	Other concrete product mfg ..	84	585	2 783	12	5	4	3	—	—	—	—	—	—
3274	Lime & gypsum product mfg ..	(B)	(D)	(D)	2	1	—	—	1	—	—	—	—	—
32741	Lime mfg ..	(B)	(D)	(D)	1	—	—	—	1	—	—	—	—	—
327410	Lime mfg ..	(B)	(D)	(D)	1	—	—	—	1	—	—	—	—	—
32742	Gypsum product mfg ..	(A)	(D)	(D)	1	1	—	—	—	—	—	—	—	—
327420	Gypsum product mfg ..	(A)	(D)	(D)	1	1	—	—	—	—	—	—	—	—
3279	Other nonmetallic mineral product mfg ..	(C)	(D)	(D)	10	4	2	1	2	1	—	—	—	—
32799	All other nonmetallic mineral product mfg ..	(C)	(D)	(D)	10	4	2	1	2	1	—	—	—	—
327991	Cut stone & stone product mfg ..	(B)	(D)	(D)	6	3	2	—	1	—	—	—	—	—
327992	Ground or treated mineral & earth mfg ..	(C)	(D)	(D)	3	—	—	1	1	1	—	—	—	—
327999	All oth misc nonmetallic mineral product mfg ..	(A)	(D)	(D)	1	1	—	—	—	—	—	—	—	—
331	Primary metal mfg ..	1 158	11 697	44 626	32	14	9	2	3	1	2	1	—	—
3311	Iron & steel mills & ferroalloy mfg ..	64	424	1 851	4	—	3	—	1	—	—	—	—	—
33111	Iron & steel mills & ferroalloy mfg ..	64	424	1 851	4	—	3	—	1	—	—	—	—	—
331111	Iron & steel mills ..	64	424	1 851	4	—	3	—	1	—	—	—	—	—
3312	Steel product mfg from purchased steel ..	(A)	(D)	(D)	2	1	1	—	—	—	—	—	—	—
33122	Rolling & drawing of purchased steel ..	(A)	(D)	(D)	2	1	1	—	—	—	—	—	—	—
331221	Rolled steel shape mfg ..	(A)	(D)	(D)	2	1	1	—	—	—	—	—	—	—
3313	Alumina & aluminum production & processing ..	(E)	(D)	(D)	3	1	1	—	—	—	—	1	—	—
33131	Alumina & aluminum production & processing ..	(E)	(D)	(D)	3	1	1	—	—	—	—	1	—	—
331312	Primary aluminum production ..	(E)	(D)	(D)	1	—	—	—	—	—	—	1	—	—
331314	Secondary smelting & alloying of aluminum ..	(A)	(D)	(D)	1	—	1	—	—	—	—	—	—	—
331315	Aluminum sheet, plate & foil mfg ..	(A)	(D)	(D)	1	1	—	—	—	—	—	—	—	—
3314	Nonferrous (exc alum) production & processing ..	(E)	(D)	(D)	3	—	—	1	—	—	2	—	—	—
33141	Nonferrous (exc aluminum) smelting & refining ..	(E)	(D)	(D)	3	—	—	1	—	—	2	—	—	—
331419	Other nonferrous metal prim smelting, refining ..	(E)	(D)	(D)	3	—	—	1	—	—	2	—	—	—

See footnotes at end of table.

**Table 2. The State—Employees, Payroll, and Establishments by Industry: 2001—Con.**

[Excludes most government employees, railroad employees, and self-employed persons. Size class 1 to 4 includes establishments with payroll, but no employees, during mid-March pay period. (D) denotes figures withheld to avoid disclosing data for individual companies; the data are included in broader industry totals. For explanation of terms, abbreviations, and data reliability/comparability, see introductory text]

NAICS code	Industry	Number of employees for week including March 12	Payroll (\$1,000)		Total number of establishments	Number of establishments by employment-size class								
			First quarter	Annual		1 to 4	5 to 9	10 to 19	20 to 49	50 to 99	100 to 249	250 to 499	500 to 999	1,000 or more
<b>31-33</b>	<b>Manufacturing—Con.</b>													
331	Primary metal mfg—Con.													
3315	Foundries .....	186	1 051	4 170	20	12	4	1	2	1	—	—	—	—
33151	Ferrous metal foundries .....	(B)	(D)	(D)	5	2	2	—	—	1	—	—	—	—
331511	Iron foundries .....	(A)	(D)	(D)	3	2	1	—	—	—	—	—	—	—
331512	Steel investment foundries .....	(B)	(D)	(D)	1	—	—	—	—	1	—	—	—	—
331513	Steel foundries (except investment) .....	(A)	(D)	(D)	1	—	1	—	—	—	—	—	—	—
33152	Nonferrous metal foundries .....	(C)	(D)	(D)	15	10	2	1	2	—	—	—	—	—
331521	Aluminum die-casting foundries .....	(A)	(D)	(D)	1	—	1	—	—	—	—	—	—	—
331522	Nonferrous (exc alum) die-casting foundries .....	(A)	(D)	(D)	5	5	—	—	—	—	—	—	—	—
331525	Copper foundries (except die-casting) ..	94	450	1 658	9	5	1	1	2	—	—	—	—	—
332	Fabricated metal product mfg .....	1 535	11 138	45 416	139	84	33	8	7	4	2	1	—	—
3321	Forging & stamping .....	(A)	(D)	(D)	2	1	1	—	—	—	—	—	—	—
33211	Forging & stamping .....	(A)	(D)	(D)	2	1	1	—	—	—	—	—	—	—
332111	Iron & steel forging .....	(A)	(D)	(D)	1	—	1	—	—	—	—	—	—	—
332116	Metal stamping .....	(A)	(D)	(D)	1	1	—	—	—	—	—	—	—	—
3322	Cutlery & handtool mfg .....	(E)	(D)	(D)	6	3	1	—	—	1	—	1	—	—
33221	Cutlery & handtool mfg .....	(E)	(D)	(D)	6	3	—	—	—	1	—	1	—	—
332211	Cutlery & flatware (exc precious) mfg ...	(B)	(D)	(D)	3	2	1	—	—	—	—	—	—	—
332212	Hand & edge tool mfg .....	(E)	(D)	(D)	2	1	—	—	—	—	—	1	—	—
332214	Kitchen utensil, pot & pan mfg .....	(A)	(D)	(D)	1	—	—	—	—	—	—	—	—	—
3323	Architectural & structural metals mfg .....	592	5 141	19 674	22	7	6	3	2	2	2	—	—	—
33231	Plate work & fabricated structural prod mfg .....	(E)	(D)	(D)	9	—	2	2	1	2	2	—	—	—
332311	Prefab metal building & component mfg .....	(A)	(D)	(D)	1	—	1	—	—	—	—	—	—	—
332312	Fabricated structural metal mfg .....	(E)	(D)	(D)	8	—	1	2	1	2	2	—	—	—
33232	Ornamental & architectural metal prod mfg .....	(B)	(D)	(D)	13	7	4	1	1	—	—	—	—	—
332321	Metal window & door mfg .....	(A)	(D)	(D)	2	1	1	—	—	—	—	—	—	—
332322	Sheet metal work mfg .....	(B)	(D)	(D)	4	1	1	1	1	—	—	—	—	—
332323	Ornamental & architectural metal work mfg .....	(A)	(D)	(D)	7	5	2	—	—	—	—	—	—	—
3324	Boiler, tank & shipping container mfg .....	(B)	(D)	(D)	4	1	2	—	1	—	—	—	—	—
33242	Metal tank (heavy gauge) mfg .....	(B)	(D)	(D)	3	—	2	—	1	—	—	—	—	—
332420	Metal tank (heavy gauge) mfg .....	(B)	(D)	(D)	3	—	2	—	1	—	—	—	—	—
33243	Light gauge metal container mfg .....	(A)	(D)	(D)	1	1	—	—	—	—	—	—	—	—
332439	Other metal container mfg .....	(A)	(D)	(D)	1	1	—	—	—	—	—	—	—	—
3326	Spring & wire product mfg .....	(B)	(D)	(D)	8	7	—	1	—	—	—	—	—	—
33261	Spring & wire product mfg .....	(B)	(D)	(D)	8	7	—	1	—	—	—	—	—	—
332612	Spring (light gauge) mfg .....	(A)	(D)	(D)	1	1	—	—	—	—	—	—	—	—
332618	Other fabricated wire product mfg .....	(B)	(D)	(D)	7	6	—	1	—	—	—	—	—	—
3327	Mach shops, turn prod, screw, nut, bolt mfg .	(E)	(D)	(D)	73	50	18	3	1	1	—	—	—	—
33271	Machine shops .....	(E)	(D)	(D)	73	50	18	3	1	1	—	—	—	—
332710	Machine shops .....	(E)	(D)	(D)	73	50	18	3	1	1	—	—	—	—
3328	Coating, engrave, heat treating & oth activity .....	(B)	(D)	(D)	6	2	3	1	—	—	—	—	—	—
33281	Coating, engrave, heat treating & oth activity .....	(B)	(D)	(D)	6	2	3	1	—	—	—	—	—	—
332812	Metal coating, engraving & allied services .....	(A)	(D)	(D)	2	—	1	1	—	—	—	—	—	—
332813	Electropl, plating, polish, anodize, coloring .....	(A)	(D)	(D)	4	2	2	—	—	—	—	—	—	—
3329	Other fabricated metal product mfg .....	(C)	(D)	(D)	18	13	2	—	3	—	—	—	—	—
33299	All other fabricated metal product mfg ....	(C)	(D)	(D)	18	13	2	—	3	—	—	—	—	—
332992	Small arms ammunition mfg .....	(B)	(D)	(D)	4	2	—	—	2	—	—	—	—	—
332994	Small arms mfg .....	(B)	(D)	(D)	5	2	2	—	1	—	—	—	—	—
332995	Other ordnance & accessories mfg .....	(A)	(D)	(D)	1	1	—	—	—	—	—	—	—	—
332999	All other misc fabricated metal product mfg .....	(A)	(D)	(D)	8	8	—	—	—	—	—	—	—	—
333	Machinery mfg .....	(G)	(D)	(D)	44	17	11	7	6	2	—	—	—	1
3331	Ag, construction & mining machinery mfg ...	(B)	(D)	(D)	16	6	6	4	—	—	—	—	—	—
33311	Agricultural implement mfg .....	(B)	(D)	(D)	8	3	3	2	—	—	—	—	—	—
333111	Farm machinery & equipment mfg .....	(B)	(D)	(D)	8	3	3	2	—	—	—	—	—	—
33312	Construction machinery mfg .....	(B)	(D)	(D)	7	3	3	1	—	—	—	—	—	—
333120	Construction machinery mfg .....	(B)	(D)	(D)	7	3	3	1	—	—	—	—	—	—
33313	Mining & oil & gas field machinery mfg ....	(A)	(D)	(D)	1	—	—	1	—	—	—	—	—	—
333131	Mining machinery & equipment mfg .....	(A)	(D)	(D)	1	—	—	1	—	—	—	—	—	—
3332	Industrial machinery mfg .....	(G)	(D)	(D)	3	1	—	—	1	—	—	—	—	1
33329	Other industrial machinery mfg .....	(G)	(D)	(D)	3	1	—	—	1	—	—	—	—	1
333293	Printing machinery & equipment mfg ....	(B)	(D)	(D)	1	—	—	—	1	—	—	—	—	—
333298	All other industrial machinery mfg .....	(G)	(D)	(D)	2	1	—	—	—	—	—	—	—	1
3333	Commercial & service industry machinery mfg .....	(A)	(D)	(D)	3	2	1	—	—	—	—	—	—	—
33331	Commercial & service industry machinery mfg .....	(A)	(D)	(D)	3	2	1	—	—	—	—	—	—	—
333315	Photographic & photocopying equipment mfg .....	(A)	(D)	(D)	1	1	—	—	—	—	—	—	—	—
333319	Oth commercial, service industry machinery mfg .....	(A)	(D)	(D)	2	1	1	—	—	—	—	—	—	—
3334	HVAC & commercial refrigeration equipment mfg .....	(A)	(D)	(D)	2	1	1	—	—	—	—	—	—	—
33341	HVAC & commercial refrigeration equipment mfg .....	(A)	(D)	(D)	2	1	1	—	—	—	—	—	—	—
333415	AC, warm air htg & commercial refig equip mfg .....	(A)	(D)	(D)	2	1	1	—	—	—	—	—	—	—
3335	Metalworking machinery mfg .....	(B)	(D)	(D)	4	—	1	1	2	—	—	—	—	—

See footnotes at end of table.

**Table 2. The State—Employees, Payroll, and Establishments by Industry: 2001—Con.**

[Excludes most government employees, railroad employees, and self-employed persons. Size class 1 to 4 includes establishments with payroll, but no employees, during mid-March pay period. (D) denotes figures withheld to avoid disclosing data for individual companies; the data are included in broader industry totals. For explanation of terms, abbreviations, and data reliability/comparability, see introductory text]

NAICS code	Industry	Number of employees for week including March 12	Payroll (\$1,000)		Total number of establishments	Number of establishments by employment-size class								
			First quarter	Annual		1 to 4	5 to 9	10 to 19	20 to 49	50 to 99	100 to 249	250 to 499	500 to 999	1,000 or more
<b>31-33</b>	<b>Manufacturing—Con.</b>													
333	Machinery mfg—Con.													
3335	Metalworking machinery mfg—Con.													
33351	Metalworking machinery mfg .....	(B)	(D)	(D)	4	—	1	1	2	—	—	—	—	—
333511	Industrial mold mfg .....	(B)	(D)	(D)	1	—	—	—	1	—	—	—	—	—
333514	Special die, tool, die set, jig & fixture mfg .....	(A)	(D)	(D)	2	—	1	1	—	—	—	—	—	—
333515	Cutting tool & machine tool accessory mfg .....	(B)	(D)	(D)	1	—	—	—	1	—	—	—	—	—
3339	Other general purpose machinery mfg .....	(E)	(D)	(D)	16	7	2	2	3	2	—	—	—	—
33391	Pump & compressor mfg .....	(B)	(D)	(D)	2	1	—	—	1	—	—	—	—	—
333911	Pump & pumping equipment mfg .....	(B)	(D)	(D)	2	1	—	—	1	—	—	—	—	—
33392	Material handling equipment mfg .....	(C)	(D)	(D)	7	3	—	2	—	2	—	—	—	—
333921	Elevator & moving stairway mfg .....	(A)	(D)	(D)	1	1	—	—	—	—	—	—	—	—
333922	Conveyor & conveying equipment mfg ..	(A)	(D)	(D)	1	—	—	1	—	—	—	—	—	—
333923	Overhead crane, hoist & monorail system mfg .....	(B)	(D)	(D)	1	—	—	—	—	1	—	—	—	—
333924	Ind truck, tractor, trailer, stacker mach mfg .....	(B)	(D)	(D)	4	2	—	—	—	1	—	—	—	—
33399	All other general purpose machinery mfg .	(C)	(D)	(D)	7	3	2	—	2	—	—	—	—	—
333991	Power-driven handtool mfg .....	(A)	(D)	(D)	1	1	—	—	—	—	—	—	—	—
333994	Industrial process furnace & oven mfg ..	(B)	(D)	(D)	2	—	1	—	1	—	—	—	—	—
333999	All other general purpose machinery mfg .....	(B)	(D)	(D)	4	2	1	—	1	—	—	—	—	—
334	Computer & electronic product mfg .....	727	5 985	22 021	24	10	4	2	5	1	1	1	—	—
3341	Computer & peripheral equipment mfg .....	(A)	(D)	(D)	3	—	3	—	—	—	—	—	—	—
33411	Computer & peripheral equipment mfg .....	(A)	(D)	(D)	3	—	3	—	—	—	—	—	—	—
334111	Electronic computer mfg .....	(A)	(D)	(D)	1	—	1	—	—	—	—	—	—	—
334119	Other computer peripheral equipment mfg .....	(A)	(D)	(D)	2	—	2	—	—	—	—	—	—	—
3342	Communications equipment mfg .....	(C)	(D)	(D)	3	—	—	1	1	—	1	—	—	—
33422	Radio, TV broadcast & wireless comm equip mfg .....	(C)	(D)	(D)	3	—	—	1	1	—	1	—	—	—
334220	Radio, TV broadcast & wireless comm equip mfg .....	(C)	(D)	(D)	3	—	—	1	1	—	1	—	—	—
3344	Semiconductor & oth electronic component mfg .....	(C)	(D)	(D)	8	4	—	1	2	1	—	—	—	—
33441	Semiconductor & oth electronic component mfg .....	(C)	(D)	(D)	8	4	—	1	2	1	—	—	—	—
334412	Bare printed circuit board mfg .....	(A)	(D)	(D)	1	1	—	—	—	—	—	—	—	—
334413	Semiconductor & related device mfg ...	(B)	(D)	(D)	2	1	—	—	1	—	—	—	—	—
334418	Printed circuit assembly (electronic assembly) mfg .....	(A)	(D)	(D)	2	1	—	1	—	—	—	—	—	—
334419	Other electronic component mfg .....	(C)	(D)	(D)	3	1	—	—	1	1	—	—	—	—
3345	Nav, measuring, medical, control instruments mfg .....	(E)	(D)	(D)	8	4	1	—	2	—	—	1	—	—
33451	Nav, measuring, medical, control instruments mfg .....	(E)	(D)	(D)	8	4	1	—	2	—	—	1	—	—
334511	Search, detection & navigation instrument mfg .....	(B)	(D)	(D)	2	1	—	—	1	—	—	—	—	—
334513	Industrial process control mfg .....	(B)	(D)	(D)	3	2	—	—	1	—	—	—	—	—
334514	Total fluid meter & counting device mfg .	(A)	(D)	(D)	1	1	—	—	—	—	—	—	—	—
334515	Electricity measuring, testing instrument mfg .....	(E)	(D)	(D)	2	—	1	—	—	—	—	1	—	—
3346	Mfg & reproducing magnetic & optical media .....	(A)	(D)	(D)	2	2	—	—	—	—	—	—	—	—
33461	Mfg & reproducing magnetic & optical media .....	(A)	(D)	(D)	2	2	—	—	—	—	—	—	—	—
334612	Prerecorded CD, tape, record reproducing .....	(A)	(D)	(D)	2	2	—	—	—	—	—	—	—	—
335	Electrical equip, appliance & component mfg ..	(B)	(D)	(D)	13	10	2	1	—	—	—	—	—	—
3351	Electric lighting equipment mfg .....	(A)	(D)	(D)	4	4	—	—	—	—	—	—	—	—
33512	Lighting fixture mfg .....	(A)	(D)	(D)	4	4	—	—	—	—	—	—	—	—
335121	Residential electric lighting fixture mfg ..	(A)	(D)	(D)	3	3	—	—	—	—	—	—	—	—
335129	Other lighting equipment mfg .....	(A)	(D)	(D)	1	1	—	—	—	—	—	—	—	—
3352	Household appliance mfg .....	(A)	(D)	(D)	2	2	—	—	—	—	—	—	—	—
33521	Small electrical appliance mfg .....	(A)	(D)	(D)	1	1	—	—	—	—	—	—	—	—
335211	Electric housewares & fan mfg .....	(A)	(D)	(D)	1	1	—	—	—	—	—	—	—	—
33522	Major appliance mfg .....	(A)	(D)	(D)	1	1	—	—	—	—	—	—	—	—
335221	Household cooking appliance mfg .....	(A)	(D)	(D)	1	1	—	—	—	—	—	—	—	—
3353	Electrical equipment mfg .....	(A)	(D)	(D)	3	1	2	—	—	—	—	—	—	—
33531	Electrical equipment mfg .....	(A)	(D)	(D)	3	1	2	—	—	—	—	—	—	—
335311	Power, distribution, specialty transformer mfg .....	(A)	(D)	(D)	1	—	1	—	—	—	—	—	—	—
335312	Motor & generator mfg .....	(A)	(D)	(D)	1	—	1	—	—	—	—	—	—	—
335313	Switchgear & switchboard apparatus mfg .....	(A)	(D)	(D)	1	1	—	—	—	—	—	—	—	—
3359	Other electrical equipment & component mfg .....	(A)	(D)	(D)	4	3	—	1	—	—	—	—	—	—
33592	Communication & energy wire & cable mfg .....	(A)	(D)	(D)	1	1	—	—	—	—	—	—	—	—
335929	Other communication & energy wire mfg .....	(A)	(D)	(D)	1	1	—	—	—	—	—	—	—	—
33593	Wiring device mfg .....	(A)	(D)	(D)	1	1	—	—	—	—	—	—	—	—
335931	Current-carrying wiring device mfg .....	(A)	(D)	(D)	1	1	—	—	—	—	—	—	—	—
33599	All oth electrical equipment & component mfg .....	(A)	(D)	(D)	2	1	—	1	—	—	—	—	—	—
335999	All oth misc electrical equip & component mfg .....	(A)	(D)	(D)	2	1	—	1	—	—	—	—	—	—

See footnotes at end of table.



**Table 2. The State—Employees, Payroll, and Establishments by Industry: 2001—Con.**

[Excludes most government employees, railroad employees, and self-employed persons. Size class 1 to 4 includes establishments with payroll, but no employees, during mid-March pay period. (D) denotes figures withheld to avoid disclosing data for individual companies; the data are included in broader industry totals. For explanation of terms, abbreviations, and data reliability/comparability, see introductory text]

NAICS code	Industry	Number of employees for week including March 12	Payroll (\$1,000)		Total number of establishments	Number of establishments by employment-size class										
			First quarter	Annual		1 to 4	5 to 9	10 to 19	20 to 49	50 to 99	100 to 249	250 to 499	500 to 999	1,000 or more		
<b>42</b>	<b>Wholesale trade—Con.</b>															
421	Wholesale trade, durable goods—Con.															
4212	Furniture & home furnishing whsle .....	174	1 022	4 805	27	14	8	3	2	—	—	—	—	—	—	—
42121	Furniture whsle .....	91	535	2 609	12	4	6	1	1	—	—	—	—	—	—	—
421210	Furniture whsle .....	91	535	2 609	12	4	6	1	1	—	—	—	—	—	—	—
42122	Home furnishing whsle .....	83	487	2 196	15	10	2	2	1	—	—	—	—	—	—	—
421220	Home furnishing whsle .....	83	487	2 196	15	10	2	2	1	—	—	—	—	—	—	—
4213	Lumber & other construction materials whsle .....	674	5 580	23 022	88	53	14	14	4	3	—	—	—	—	—	—
42131	Lumber, plywood, millwork & wood panel whsle .....	440	3 780	15 964	51	29	9	8	2	3	—	—	—	—	—	—
421310	Lumber, plywood, millwork & wood panel whsle .....	440	3 780	15 964	51	29	9	8	2	3	—	—	—	—	—	—
42132	Brick & related construction material whsle .....	(B)	(D)	(D)	18	14	3	1	—	—	—	—	—	—	—	—
421320	Brick & related construction material whsle .....	(B)	(D)	(D)	18	14	3	1	—	—	—	—	—	—	—	—
42133	Roofing, siding & insulation material whsle .....	(B)	(D)	(D)	6	3	—	3	—	—	—	—	—	—	—	—
421330	Roofing, siding & insulation material whsle .....	(B)	(D)	(D)	6	3	—	3	—	—	—	—	—	—	—	—
42139	Other construction material whsle .....	122	1 009	3 807	13	7	2	2	2	—	—	—	—	—	—	—
421390	Other construction material whsle .....	122	1 009	3 807	13	7	2	2	2	—	—	—	—	—	—	—
4214	Professional & commercial equip & supp whsle .....	920	7 226	28 425	121	60	25	25	11	—	—	—	—	—	—	—
42141	Photographic equipment & supplies whsle .....	(B)	(D)	(D)	3	2	—	—	1	—	—	—	—	—	—	—
421410	Photographic equipment & supplies whsle .....	(B)	(D)	(D)	3	2	—	—	1	—	—	—	—	—	—	—
42142	Office equipment whsle .....	299	2 168	8 772	32	10	8	12	2	—	—	—	—	—	—	—
421420	Office equipment whsle .....	299	2 168	8 772	32	10	8	12	2	—	—	—	—	—	—	—
42143	Computer & peripheral equip & software whsle .....	(C)	(D)	(D)	30	20	4	4	2	—	—	—	—	—	—	—
421430	Computer & peripheral equip & software whsle .....	(C)	(D)	(D)	30	20	4	4	2	—	—	—	—	—	—	—
42144	Other commercial equipment whsle .....	(C)	(D)	(D)	18	9	4	3	2	—	—	—	—	—	—	—
421440	Other commercial equipment whsle .....	(C)	(D)	(D)	18	9	4	3	2	—	—	—	—	—	—	—
42145	Medical, dental, hospital equip & supp whsle .....	(C)	(D)	(D)	22	12	7	2	1	—	—	—	—	—	—	—
421450	Medical, dental, hospital equip & supp whsle .....	(C)	(D)	(D)	22	12	7	2	1	—	—	—	—	—	—	—
42146	Ophthalmic goods whsle .....	99	650	2 794	7	2	1	1	3	—	—	—	—	—	—	—
421460	Ophthalmic goods whsle .....	99	650	2 794	7	2	1	1	3	—	—	—	—	—	—	—
42149	Oth professional equipment & supplies whsle .....	(B)	(D)	(D)	9	5	1	3	—	—	—	—	—	—	—	—
421490	Oth professional equipment & supplies whsle .....	(B)	(D)	(D)	9	5	1	3	—	—	—	—	—	—	—	—
4215	Metal & mineral (except petroleum) whsle .....	249	1 601	6 485	28	13	8	4	2	1	—	—	—	—	—	—
42151	Metal service centers & offices whsle .....	(C)	(D)	(D)	27	12	8	4	2	1	—	—	—	—	—	—
421510	Metal service centers & offices whsle .....	(C)	(D)	(D)	27	12	8	4	2	1	—	—	—	—	—	—
42152	Coal & other mineral & ore whsle .....	(A)	(D)	(D)	1	1	—	—	—	—	—	—	—	—	—	—
421520	Coal & other mineral & ore whsle .....	(A)	(D)	(D)	1	1	—	—	—	—	—	—	—	—	—	—
4216	Electrical goods whsle .....	403	3 496	14 140	68	36	17	14	1	—	—	—	—	—	—	—
42161	Elec equip, wiring supp, const material whsle .....	241	2 209	8 826	30	10	9	10	1	—	—	—	—	—	—	—
421610	Elec equip, wiring supp, const material whsle .....	241	2 209	8 826	30	10	9	10	1	—	—	—	—	—	—	—
42162	Electric appliance, TV, radio set whsle .....	(B)	(D)	(D)	6	3	2	1	—	—	—	—	—	—	—	—
421620	Electric appliance, TV, radio set whsle .....	(B)	(D)	(D)	6	3	2	1	—	—	—	—	—	—	—	—
42169	Other electronic parts & equipment whsle .....	(C)	(D)	(D)	32	23	6	3	—	—	—	—	—	—	—	—
421690	Other electronic parts & equipment whsle .....	(C)	(D)	(D)	32	23	6	3	—	—	—	—	—	—	—	—
4217	Hardware, plumb & heating equip & sup whsle .....	678	5 974	23 220	69	29	19	12	8	—	1	—	—	—	—	—
42171	Hardware whsle .....	166	1 214	5 425	27	18	4	4	1	—	—	—	—	—	—	—
421710	Hardware whsle .....	166	1 214	5 425	27	18	4	4	1	—	—	—	—	—	—	—
42172	Plumbing & heating equipment & supplies whsle .....	339	3 075	10 997	20	3	7	4	5	—	1	—	—	—	—	—
421720	Plumbing & heating equipment & supplies whsle .....	339	3 075	10 997	20	3	7	4	5	—	1	—	—	—	—	—
42173	Warm air heating & AC equip & supplies whsle .....	100	1 072	4 136	17	6	8	3	—	—	—	—	—	—	—	—
421730	Warm air heating & AC equip & supplies whsle .....	100	1 072	4 136	17	6	8	3	—	—	—	—	—	—	—	—
42174	Refrigeration equipment & supplies whsle .....	73	613	2 662	5	2	—	1	2	—	—	—	—	—	—	—
421740	Refrigeration equipment & supplies whsle .....	73	613	2 662	5	2	—	1	2	—	—	—	—	—	—	—
4218	Machinery, equipment & supplies whsle .....	2 282	18 297	75 939	258	119	58	55	23	2	1	—	—	—	—	—
42181	Const & mining (exc petroleum) equip whsle .....	393	3 876	15 656	30	11	4	9	5	1	—	—	—	—	—	—
421810	Const & mining (exc petroleum) equip whsle .....	393	3 876	15 656	30	11	4	9	5	1	—	—	—	—	—	—
42182	Farm & garden machinery & equipment whsle .....	917	5 993	25 766	89	33	17	26	12	1	—	—	—	—	—	—
421820	Farm & garden machinery & equipment whsle .....	917	5 993	25 766	89	33	17	26	12	1	—	—	—	—	—	—
42183	Industrial machinery & equipment whsle .....	584	5 533	23 650	74	43	15	12	3	—	1	—	—	—	—	—
421830	Industrial machinery & equipment whsle .....	584	5 533	23 650	74	43	15	12	3	—	1	—	—	—	—	—
42184	Industrial supplies whsle .....	(C)	(D)	(D)	37	17	15	4	1	—	—	—	—	—	—	—
421840	Industrial supplies whsle .....	(C)	(D)	(D)	37	17	15	4	1	—	—	—	—	—	—	—
42185	Service establishment equip & supplies whsle .....	155	977	4 040	26	14	7	4	1	—	—	—	—	—	—	—
421850	Service establishment equip & supplies whsle .....	155	977	4 040	26	14	7	4	1	—	—	—	—	—	—	—
42186	Transportation equip, supplies (exc MV) whsle .....	(B)	(D)	(D)	2	1	—	—	1	—	—	—	—	—	—	—

See footnotes at end of table.

**Table 2. The State—Employees, Payroll, and Establishments by Industry: 2001—Con.**

[Excludes most government employees, railroad employees, and self-employed persons. Size class 1 to 4 includes establishments with payroll, but no employees, during mid-March pay period. (D) denotes figures withheld to avoid disclosing data for individual companies; the data are included in broader industry totals. For explanation of terms, abbreviations, and data reliability/comparability, see introductory text.]

NAICS code	Industry	Number of employees for week including March 12	Payroll (\$1,000)		Total number of establishments	Number of establishments by employment-size class										
			First quarter	Annual		1 to 4	5 to 9	10 to 19	20 to 49	50 to 99	100 to 249	250 to 499	500 to 999	1,000 or more		
<b>42</b>	<b>Wholesale trade—Con.</b>															
421	Wholesale trade, durable goods—Con.															
4218	Machinery, equipment & supplies whsle—Con.															
42186	Transportation equip, supplies (exc MV) whsle—Con.															
421860	Transportation equip, supplies (exc MV) whsle .....	(B)	(D)	(D)	2	1	—	—	—	1	—	—	—	—	—	—
4219	Miscellaneous durable goods whsle .....	814	5 752	24 316	108	63	21	19	3	1	—	—	—	—	—	—
42191	Sporting & recreational goods & supply whsle .....	267	1 563	6 473	29	16	4	6	2	1	—	—	—	—	—	—
421910	Sporting & recreational goods & supply whsle .....	267	1 563	6 473	29	16	4	6	2	1	—	—	—	—	—	—
42192	Toy & hobby goods & supplies whsle .....	(A)	(D)	(D)	4	4	—	—	—	—	—	—	—	—	—	—
421920	Toy & hobby goods & supplies whsle .....	(A)	(D)	(D)	4	4	—	—	—	—	—	—	—	—	—	—
42193	Recyclable material whsle .....	209	1 241	5 307	30	13	8	8	1	—	—	—	—	—	—	—
421930	Recyclable material whsle .....	209	1 241	5 307	30	13	8	8	1	—	—	—	—	—	—	—
42194	Jewelry, watch, precious stone & metal whsle .....	(B)	(D)	(D)	10	7	2	1	—	—	—	—	—	—	—	—
421940	Jewelry, watch, precious stone & metal whsle .....	(B)	(D)	(D)	10	7	2	1	—	—	—	—	—	—	—	—
42199	Other miscellaneous durable goods whsle .....	298	2 752	11 658	35	23	7	4	—	—	—	1	—	—	—	—
421990	Other miscellaneous durable goods whsle .....	298	2 752	11 658	35	23	7	4	—	—	—	1	—	—	—	—
422	Wholesale trade, nondurable goods .....	7 443	53 859	219 420	658	354	136	91	50	19	5	3	—	—	—	—
4221	Paper & paper product whsle .....	236	1 982	8 315	36	19	5	12	—	—	—	—	—	—	—	—
42211	Printing & writing paper whsle .....	(B)	(D)	(D)	4	—	2	2	—	—	—	—	—	—	—	—
422110	Printing & writing paper whsle .....	(B)	(D)	(D)	4	—	2	2	—	—	—	—	—	—	—	—
42212	Stationery & office supplies whsle .....	137	958	4 127	26	17	3	6	—	—	—	—	—	—	—	—
422120	Stationery & office supplies whsle .....	137	958	4 127	26	17	3	6	—	—	—	—	—	—	—	—
42213	Industrial & personal service paper whsle .....	(B)	(D)	(D)	6	2	—	4	—	—	—	—	—	—	—	—
422130	Industrial & personal service paper whsle .....	(B)	(D)	(D)	6	2	—	4	—	—	—	—	—	—	—	—
4222	Drugs & druggists' sundries whsle .....	(C)	(D)	(D)	19	9	3	3	3	1	—	—	—	—	—	—
42221	Drugs & druggists' sundries whsle .....	(C)	(D)	(D)	19	9	3	3	3	1	—	—	—	—	—	—
422210	Drugs & druggists' sundries whsle .....	(C)	(D)	(D)	19	9	3	3	3	1	—	—	—	—	—	—
4223	Apparel, piece goods & notions whsle .....	(C)	(D)	(D)	26	19	3	2	2	—	—	—	—	—	—	—
42231	Piece goods, notions & other dry goods whsle .....	(B)	(D)	(D)	6	4	1	1	—	—	—	—	—	—	—	—
422310	Piece goods, notions & other dry goods whsle .....	(B)	(D)	(D)	6	4	1	1	—	—	—	—	—	—	—	—
42232	Men's & boys' clothing & furnishings whsle .....	(B)	(D)	(D)	8	5	1	1	1	—	—	—	—	—	—	—
422320	Men's & boys' clothing & furnishings whsle .....	(B)	(D)	(D)	8	5	1	1	1	—	—	—	—	—	—	—
42233	Women's, children's, infants' clothing whsle .....	(B)	(D)	(D)	10	9	1	—	—	—	—	—	—	—	—	—
422330	Women's, children's, infants' clothing whsle .....	(B)	(D)	(D)	10	9	1	—	—	—	—	—	—	—	—	—
42234	Footwear whsle .....	(B)	(D)	(D)	2	1	—	—	1	—	—	—	—	—	—	—
422340	Footwear whsle .....	(B)	(D)	(D)	2	1	—	—	1	—	—	—	—	—	—	—
4224	Grocery & related product whsle .....	2 465	21 697	85 476	126	61	28	11	15	8	1	2	—	—	—	—
42241	General line grocery whsle .....	870	8 752	35 738	14	4	3	—	2	3	1	1	—	—	—	—
422410	General line grocery whsle .....	870	8 752	35 738	14	4	3	—	2	3	1	1	—	—	—	—
42242	Packaged frozen food whsle .....	525	6 394	22 483	13	6	3	2	1	—	—	1	—	—	—	—
422420	Packaged frozen food whsle .....	525	6 394	22 483	13	6	3	2	1	—	—	1	—	—	—	—
42243	Dairy product (exc dried or canned) whsle .....	64	263	970	17	13	3	—	1	—	—	—	—	—	—	—
422430	Dairy product (exc dried or canned) whsle .....	64	263	970	17	13	3	—	1	—	—	—	—	—	—	—
42244	Poultry & poultry product whsle .....	(A)	(D)	(D)	1	1	—	—	—	—	—	—	—	—	—	—
422440	Poultry & poultry product whsle .....	(A)	(D)	(D)	1	1	—	—	—	—	—	—	—	—	—	—
42245	Confectionery whsle .....	(A)	(D)	(D)	6	6	—	—	—	—	—	—	—	—	—	—
422450	Confectionery whsle .....	(A)	(D)	(D)	6	6	—	—	—	—	—	—	—	—	—	—
42246	Fish & seafood whsle .....	(A)	(D)	(D)	1	1	—	—	—	—	—	—	—	—	—	—
422460	Fish & seafood whsle .....	(A)	(D)	(D)	1	1	—	—	—	—	—	—	—	—	—	—
42247	Meat & meat product whsle .....	(B)	(D)	(D)	15	10	4	1	—	—	—	—	—	—	—	—
422470	Meat & meat product whsle .....	(B)	(D)	(D)	15	10	4	1	—	—	—	—	—	—	—	—
42248	Fresh fruit & vegetable whsle .....	(B)	(D)	(D)	5	2	3	—	—	—	—	—	—	—	—	—
422480	Fresh fruit & vegetable whsle .....	(B)	(D)	(D)	5	2	3	—	—	—	—	—	—	—	—	—
42249	Other grocery & related products whsle .....	908	5 818	24 153	54	18	12	8	11	5	—	—	—	—	—	—
422490	Other grocery & related products whsle .....	908	5 818	24 153	54	18	12	8	11	5	—	—	—	—	—	—
4225	Farm product raw material whsle .....	915	4 116	16 270	134	84	30	9	9	2	—	—	—	—	—	—
42251	Grain & field bean whsle .....	494	3 013	12 005	102	65	28	7	2	—	—	—	—	—	—	—
422510	Grain & field bean whsle .....	494	3 013	12 005	102	65	28	7	2	—	—	—	—	—	—	—
42252	Livestock whsle .....	(E)	(D)	(D)	27	15	1	2	7	2	—	—	—	—	—	—
422520	Livestock whsle .....	(E)	(D)	(D)	27	15	1	2	7	2	—	—	—	—	—	—
42259	Other farm product raw material whsle .....	(A)	(D)	(D)	5	4	1	—	—	—	—	—	—	—	—	—
422590	Other farm product raw material whsle .....	(A)	(D)	(D)	5	4	1	—	—	—	—	—	—	—	—	—
4226	Chemical & allied products whsle .....	(C)	(D)	(D)	40	24	9	6	1	—	—	—	—	—	—	—
42261	Plastics materials & basic forms, shapes whsle .....	(A)	(D)	(D)	2	2	—	—	—	—	—	—	—	—	—	—
422610	Plastics materials & basic forms, shapes whsle .....	(A)	(D)	(D)	2	2	—	—	—	—	—	—	—	—	—	—
42269	Other chemical & allied products whsle .....	(C)	(D)	(D)	38	22	9	6	1	—	—	—	—	—	—	—
422690	Other chemical & allied products whsle .....	(C)	(D)	(D)	38	22	9	6	1	—	—	—	—	—	—	—
4227	Petroleum & petroleum products whsle .....	1 557	11 676	48 546	122	60	27	22	7	3	2	1	—	—	—	—
42271	Petroleum bulk stations & terminals .....	1 065	5 561	24 033	94	46	19	18	7	2	2	—	—	—	—	—
422710	Petroleum bulk stations & terminals .....	1 065	5 561	24 033	94	46	19	18	7	2	2	—	—	—	—	—
42272	Petroleum prod whsle (exc bulk sta, terminals) .....	492	6 115	24 513	28	14	8	4	—	1	—	1	—	—	—	—
422720	Petroleum prod whsle (exc bulk sta, terminals) .....	492	6 115	24 513	28	14	8	4	—	1	—	1	—	—	—	—

See footnotes at end of table.





**Table 2. The State—Employees, Payroll, and Establishments by Industry: 2001—Con.**

[Excludes most government employees, railroad employees, and self-employed persons. Size class 1 to 4 includes establishments with payroll, but no employees, during mid-March pay period. (D) denotes figures withheld to avoid disclosing data for individual companies; the data are included in broader industry totals. For explanation of terms, abbreviations, and data reliability/comparability, see introductory text.]

NAICS code	Industry	Number of employees for week including March 12	Payroll (\$1,000)		Total number of establishments	Number of establishments by employment-size class											
			First quarter	Annual		1 to 4	5 to 9	10 to 19	20 to 49	50 to 99	100 to 249	250 to 499	500 to 999	1,000 or more			
<b>44-45</b>	<b>Retail trade—Con.</b>																
445	Food & beverage stores—Con.																
4452	Specialty food stores	516	1 756	8 312	108	75	18	12	3	—	—	—	—	—	—	—	—
44521	Meat markets	(C)	(D)	(D)	26	18	6	2	—	—	—	—	—	—	—	—	—
445210	Meat markets	(C)	(D)	(D)	26	18	6	2	—	—	—	—	—	—	—	—	—
44522	Fish & seafood markets	(A)	(D)	(D)	4	3	1	—	—	—	—	—	—	—	—	—	—
445220	Fish & seafood markets	(A)	(D)	(D)	4	3	1	—	—	—	—	—	—	—	—	—	—
44523	Fruit & vegetable markets	(B)	(D)	(D)	9	8	—	1	—	—	—	—	—	—	—	—	—
445230	Fruit & vegetable markets	(B)	(D)	(D)	9	8	—	1	—	—	—	—	—	—	—	—	—
44529	Other specialty food stores	379	1 313	6 022	69	46	11	9	3	—	—	—	—	—	—	—	—
445291	Baked goods stores	192	990	4 546	31	16	8	6	1	—	—	—	—	—	—	—	—
445292	Confectionery & nut stores	(B)	(D)	(D)	10	9	1	—	—	—	—	—	—	—	—	—	—
445299	All other specialty food stores	(C)	(D)	(D)	28	21	2	3	2	—	—	—	—	—	—	—	—
4453	Beer, wine & liquor stores	257	701	3 204	72	54	14	2	2	—	—	—	—	—	—	—	—
44531	Beer, wine & liquor stores	257	701	3 204	72	54	14	2	2	—	—	—	—	—	—	—	—
445310	Beer, wine & liquor stores	257	701	3 204	72	54	14	2	2	—	—	—	—	—	—	—	—
446	Health & personal care stores	2 316	10 512	43 872	299	141	79	58	20	—	1	—	—	—	—	—	—
4461	Health & personal care stores	2 316	10 512	43 872	299	141	79	58	20	—	1	—	—	—	—	—	—
44611	Pharmacies & drug stores	1 264	6 319	26 015	149	59	44	31	15	—	—	—	—	—	—	—	—
446110	Pharmacies & drug stores	1 264	6 319	26 015	149	59	44	31	15	—	—	—	—	—	—	—	—
44612	Cosmetics, beauty supplies & perfume stores	172	376	1 653	27	16	5	4	2	—	—	—	—	—	—	—	—
446120	Cosmetics, beauty supplies & perfume stores	172	376	1 653	27	16	5	4	2	—	—	—	—	—	—	—	—
44613	Optical goods stores	199	1 071	4 059	39	23	9	7	—	—	—	—	—	—	—	—	—
446130	Optical goods stores	199	1 071	4 059	39	23	9	7	—	—	—	—	—	—	—	—	—
44619	Other health & personal care stores	681	2 746	12 145	84	43	21	16	3	—	1	—	—	—	—	—	—
446191	Food (health) supplement stores	274	616	2 801	44	21	15	7	1	—	—	—	—	—	—	—	—
446199	All other health & personal care stores	407	2 130	9 344	40	22	6	9	2	—	1	—	—	—	—	—	—
447	Gasoline stations	5 377	15 936	66 922	592	161	227	150	51	2	1	—	—	—	—	—	—
4471	Gasoline stations	5 377	15 936	66 922	592	161	227	150	51	2	1	—	—	—	—	—	—
44711	Gasoline stations with convenience stores	2 678	7 452	32 467	316	92	128	68	27	1	—	—	—	—	—	—	—
447110	Gasoline stations with convenience stores	2 678	7 452	32 467	316	92	128	68	27	1	—	—	—	—	—	—	—
44719	Other gasoline stations	2 699	8 484	34 455	276	69	99	82	24	1	1	—	—	—	—	—	—
447190	Other gasoline stations	2 699	8 484	34 455	276	69	99	82	24	1	1	—	—	—	—	—	—
448	Clothing & clothing accessories stores	2 725	8 266	33 662	495	265	154	65	10	1	—	—	—	—	—	—	—
4481	Clothing stores	1 988	5 483	22 507	314	150	98	56	9	1	—	—	—	—	—	—	—
44811	Men's clothing stores	(C)	(D)	(D)	24	8	8	7	1	—	—	—	—	—	—	—	—
448110	Men's clothing stores	(C)	(D)	(D)	24	8	8	7	1	—	—	—	—	—	—	—	—
44812	Women's clothing stores	505	1 208	5 098	105	57	37	10	1	—	—	—	—	—	—	—	—
448120	Women's clothing stores	505	1 208	5 098	105	57	37	10	1	—	—	—	—	—	—	—	—
44813	Children's & infants' clothing stores	(B)	(D)	(D)	13	9	2	2	—	—	—	—	—	—	—	—	—
448130	Children's & infants' clothing stores	(B)	(D)	(D)	13	9	2	2	—	—	—	—	—	—	—	—	—
44814	Family clothing stores	1 014	2 938	12 448	114	41	34	32	6	1	—	—	—	—	—	—	—
448140	Family clothing stores	1 014	2 938	12 448	114	41	34	32	6	1	—	—	—	—	—	—	—
44815	Clothing accessories stores	(B)	(D)	(D)	14	5	9	—	—	—	—	—	—	—	—	—	—
448150	Clothing accessories stores	(B)	(D)	(D)	14	5	9	—	—	—	—	—	—	—	—	—	—
44819	Other clothing stores	189	560	2 077	44	30	8	5	1	—	—	—	—	—	—	—	—
448190	Other clothing stores	189	560	2 077	44	30	8	5	1	—	—	—	—	—	—	—	—
4482	Shoe stores	371	1 222	4 771	82	49	27	5	1	—	—	—	—	—	—	—	—
44821	Shoe stores	371	1 222	4 771	82	49	27	5	1	—	—	—	—	—	—	—	—
448210	Shoe stores	371	1 222	4 771	82	49	27	5	1	—	—	—	—	—	—	—	—
4483	Jewelry, luggage & leather goods stores	366	1 561	6 384	99	66	29	4	—	—	—	—	—	—	—	—	—
44831	Jewelry stores	351	1 481	6 162	95	63	28	4	—	—	—	—	—	—	—	—	—
448310	Jewelry stores	351	1 481	6 162	95	63	28	4	—	—	—	—	—	—	—	—	—
44832	Luggage & leather goods stores	15	80	222	4	3	1	—	—	—	—	—	—	—	—	—	—
448320	Luggage & leather goods stores	15	80	222	4	3	1	—	—	—	—	—	—	—	—	—	—
451	Sporting goods, hobby, book & music stores	3 112	9 490	41 013	395	226	84	45	33	6	1	—	—	—	—	—	—
4511	Sporting goods, hobby, musical instrument stores	2 210	7 207	31 131	304	181	59	36	23	4	1	—	—	—	—	—	—
45111	Sporting goods stores	1 425	4 753	20 399	186	116	31	21	13	4	1	—	—	—	—	—	—
451110	Sporting goods stores	1 425	4 753	20 399	186	116	31	21	13	4	1	—	—	—	—	—	—
45112	Hobby, toy & game stores	404	1 442	6 671	56	33	11	5	7	—	—	—	—	—	—	—	—
451120	Hobby, toy & game stores	404	1 442	6 671	56	33	11	5	7	—	—	—	—	—	—	—	—
45113	Sewing, needlework & piece goods stores	290	539	2 198	43	23	8	9	3	—	—	—	—	—	—	—	—
451130	Sewing, needlework & piece goods stores	290	539	2 198	43	23	8	9	3	—	—	—	—	—	—	—	—
45114	Musical instrument & supplies stores	91	473	1 863	19	9	9	1	—	—	—	—	—	—	—	—	—
451140	Musical instrument & supplies stores	91	473	1 863	19	9	9	1	—	—	—	—	—	—	—	—	—
4512	Book, periodical & music stores	902	2 283	9 882	91	45	25	9	10	2	—	—	—	—	—	—	—
45121	Book stores & news dealers	521	1 361	5 980	59	31	16	6	4	2	—	—	—	—	—	—	—
451211	Book stores	(F)	(D)	(D)	57	30	15	6	4	2	—	—	—	—	—	—	—
451212	News dealers & newsstands	(A)	(D)	(D)	2	1	1	—	—	—	—	—	—	—	—	—	—
45122	Prerecorded tape, CD & record stores	381	922	3 902	32	14	9	3	6	—	—	—	—	—	—	—	—
451220	Prerecorded tape, CD & record stores	381	922	3 902	32	14	9	3	6	—	—	—	—	—	—	—	—
452	General merchandise stores	8 393	33 245	145 237	153	47	23	15	17	19	24	7	1	—	—	—	—
4521	Department stores	6 746	25 980	109 795	47	1	—	—	—	18	20	7	1	—	—	—	—
45211	Department stores	6 746	25 980	109 795	47	1	—	—	—	18	20	7	1	—	—	—	—
452110	Department stores	6 746	25 980	109 795	47	1	—	—	—	18	20	7	1	—	—	—	—
4529	Other general merchandise stores	1 647	7 265	35 442	106	46	23	15	17	1	4	—	—	—	—	—	—
45291	Warehouse clubs & superstores	(F)	(D)	(D)	5	—	—	—	—	1	4	—	—	—	—	—	—
452910	Warehouse clubs & superstores	(F)	(D)	(D)	5	—	—	—	—	1	4	—	—	—	—	—	—
45299	All other general merchandise stores	(F)	(D)	(D)	101</												



**Table 2. The State—Employees, Payroll, and Establishments by Industry: 2001—Con.**

[Excludes most government employees, railroad employees, and self-employed persons. Size class 1 to 4 includes establishments with payroll, but no employees, during mid-March pay period. (D) denotes figures withheld to avoid disclosing data for individual companies; the data are included in broader industry totals. For explanation of terms, abbreviations, and data reliability/comparability, see introductory text]

NAICS code	Industry	Number of employees for week including March 12	Payroll (\$1,000)		Total number of establishments	Number of establishments by employment-size class										
			First quarter	Annual		1 to 4	5 to 9	10 to 19	20 to 49	50 to 99	100 to 249	250 to 499	500 to 999	1,000 or more		
<b>48-49</b>	<b>Transportation &amp; warehousing—Con.</b>															
485	Transit & ground passenger transportation—Con.															
4853	Taxi & limousine service .....	(C)	(D)	(D)	17	9	2	3	3	—	—	—	—	—	—	—
48531	Taxi service .....	(C)	(D)	(D)	13	6	1	3	3	—	—	—	—	—	—	—
485310	Taxi service .....	(C)	(D)	(D)	13	6	1	3	3	—	—	—	—	—	—	—
48532	Limousine service .....	(A)	(D)	(D)	4	3	1	—	—	—	—	—	—	—	—	—
485320	Limousine service .....	(A)	(D)	(D)	4	3	1	—	—	—	—	—	—	—	—	—
4854	School & employee bus transportation .....	853	2 088	8 260	73	38	13	12	6	3	1	—	—	—	—	—
48541	School & employee bus transportation .....	853	2 088	8 260	73	38	13	12	6	3	1	—	—	—	—	—
485410	School & employee bus transportation .....	853	2 088	8 260	73	38	13	12	6	3	1	—	—	—	—	—
4855	Charter bus industry .....	235	602	2 194	8	3	—	2	1	1	1	—	—	—	—	—
48551	Charter bus industry .....	235	602	2 194	8	3	—	2	1	1	1	—	—	—	—	—
485510	Charter bus industry .....	235	602	2 194	8	3	—	2	1	1	1	—	—	—	—	—
4859	Oth transit & ground passenger transportation .....	(A)	(D)	(D)	5	5	—	—	—	—	—	—	—	—	—	—
48599	Oth transit & ground passenger transportation .....	(A)	(D)	(D)	5	5	—	—	—	—	—	—	—	—	—	—
485991	Special needs transportation .....	(A)	(D)	(D)	1	1	—	—	—	—	—	—	—	—	—	—
485999	All other transit & ground passenger trans .....	(A)	(D)	(D)	4	4	—	—	—	—	—	—	—	—	—	—
486	Pipeline transportation .....	250	3 453	12 910	14	4	5	4	—	—	1	—	—	—	—	—
4861	Pipeline transportation of crude oil .....	73	1 267	4 845	7	—	3	4	—	—	—	—	—	—	—	—
48611	Pipeline transportation of crude oil .....	73	1 267	4 845	7	—	3	4	—	—	—	—	—	—	—	—
486110	Pipeline transportation of crude oil .....	73	1 267	4 845	7	—	3	4	—	—	—	—	—	—	—	—
4862	Pipeline transportation of natural gas .....	(C)	(D)	(D)	5	3	1	—	—	—	1	—	—	—	—	—
48621	Pipeline transportation of natural gas .....	(C)	(D)	(D)	5	3	1	—	—	—	1	—	—	—	—	—
486210	Pipeline transportation of natural gas .....	(C)	(D)	(D)	5	3	1	—	—	—	1	—	—	—	—	—
4869	Other pipeline transportation .....	(A)	(D)	(D)	2	1	1	—	—	—	—	—	—	—	—	—
48691	Pipeline trans of refined petroleum products .....	(A)	(D)	(D)	2	1	1	—	—	—	—	—	—	—	—	—
486910	Pipeline trans of refined petroleum products .....	(A)	(D)	(D)	2	1	1	—	—	—	—	—	—	—	—	—
487	Scenic & sightseeing transportation .....	(A)	(D)	(D)	14	14	—	—	—	—	—	—	—	—	—	—
4871	Scenic & sightseeing transportation, land .....	(A)	(D)	(D)	6	6	—	—	—	—	—	—	—	—	—	—
48711	Scenic & sightseeing transportation, land .....	(A)	(D)	(D)	6	6	—	—	—	—	—	—	—	—	—	—
487110	Scenic & sightseeing transportation, land .....	(A)	(D)	(D)	6	6	—	—	—	—	—	—	—	—	—	—
4872	Scenic & sightseeing transportation, water .....	(A)	(D)	(D)	6	6	—	—	—	—	—	—	—	—	—	—
48721	Scenic & sightseeing transportation, water .....	(A)	(D)	(D)	6	6	—	—	—	—	—	—	—	—	—	—
487210	Scenic & sightseeing transportation, water .....	(A)	(D)	(D)	6	6	—	—	—	—	—	—	—	—	—	—
4879	Scenic & sightseeing transportation, other .....	(A)	(D)	(D)	2	2	—	—	—	—	—	—	—	—	—	—
48799	Scenic & sightseeing transportation, other .....	(A)	(D)	(D)	2	2	—	—	—	—	—	—	—	—	—	—
487990	Scenic & sightseeing transportation, other .....	(A)	(D)	(D)	2	2	—	—	—	—	—	—	—	—	—	—
488	Transportation support activities .....	907	6 368	22 831	118	64	26	18	7	3	—	—	—	—	—	—
4881	Air transportation support activities .....	344	2 825	8 846	43	22	7	9	5	—	—	—	—	—	—	—
48811	Airport operations .....	219	1 972	5 528	22	8	4	7	3	—	—	—	—	—	—	—
488111	Air traffic control .....	(A)	(D)	(D)	2	—	2	—	—	—	—	—	—	—	—	—
488119	Other airport operations .....	(C)	(D)	(D)	20	8	2	7	3	—	—	—	—	—	—	—
48819	Other air transportation support activities .....	125	853	3 318	21	14	3	2	2	—	—	—	—	—	—	—
488190	Other air transportation support activities .....	125	853	3 318	21	14	3	2	2	—	—	—	—	—	—	—
4882	Rail transportation support activities .....	66	1 207	3 736	6	1	2	2	1	—	—	—	—	—	—	—
48821	Rail transportation support activities .....	66	1 207	3 736	6	1	2	2	1	—	—	—	—	—	—	—
488210	Rail transportation support activities .....	66	1 207	3 736	6	1	2	2	1	—	—	—	—	—	—	—
4884	Road transportation support activities .....	(C)	(D)	(D)	17	9	5	2	1	—	—	—	—	—	—	—
48841	Motor vehicle towing .....	95	397	1 525	15	8	4	2	1	—	—	—	—	—	—	—
488410	Motor vehicle towing .....	95	397	1 525	15	8	4	2	1	—	—	—	—	—	—	—
48849	Other road transportation support activities .....	(A)	(D)	(D)	2	1	1	—	—	—	—	—	—	—	—	—
488490	Other road transportation support activities .....	(A)	(D)	(D)	2	1	1	—	—	—	—	—	—	—	—	—
4885	Freight transportation arrangement .....	379	1 867	8 441	49	30	12	4	—	3	—	—	—	—	—	—
48851	Freight transportation arrangement .....	379	1 867	8 441	49	30	12	4	—	3	—	—	—	—	—	—
488510	Freight transportation arrangement .....	379	1 867	8 441	49	30	12	4	—	3	—	—	—	—	—	—
4889	Other transportation support activities .....	(A)	(D)	(D)	3	2	—	1	—	—	—	—	—	—	—	—
48899	Other transportation support activities .....	(A)	(D)	(D)	3	2	—	1	—	—	—	—	—	—	—	—
488991	Packing & crating .....	(A)	(D)	(D)	3	2	—	1	—	—	—	—	—	—	—	—
492	Couriers & messengers .....	659	3 272	12 976	77	48	13	7	6	3	—	—	—	—	—	—
4921	Couriers .....	561	2 949	11 668	41	20	7	5	6	3	—	—	—	—	—	—
49211	Couriers .....	561	2 949	11 668	41	20	7	5	6	3	—	—	—	—	—	—
492110	Couriers .....	561	2 949	11 668	41	20	7	5	6	3	—	—	—	—	—	—
4922	Local messengers & local delivery .....	98	323	1 308	36	28	6	2	—	—	—	—	—	—	—	—
49221	Local messengers & local delivery .....	98	323	1 308	36	28	6	2	—	—	—	—	—	—	—	—
492210	Local messengers & local delivery .....	98	323	1 308	36	28	6	2	—	—	—	—	—	—	—	—
493	Warehousing & storage .....	(B)	(D)	(D)	15	11	3	1	—	—	—	—	—	—	—	—
4931	Warehousing & storage .....	(B)	(D)	(D)	15	11	3	1	—	—	—	—	—	—	—	—
49311	General warehousing & storage .....	(B)	(D)	(D)	9	7	2	—	—	—	—	—	—	—	—	—
493110	General warehousing & storage .....	(B)	(D)	(D)	9	7	2	—	—	—	—	—	—	—	—	—
49313	Farm product warehousing & storage .....	(A)	(D)	(D)	2	—	1	1	—	—	—	—	—	—	—	—
493130	Farm product warehousing & storage .....	(A)	(D)	(D)	2	—	1	1	—	—	—	—	—	—	—	—
49319	Other warehousing & storage .....	(A)	(D)	(D)	4	4	—	—	—	—	—	—	—	—	—	—
493190	Other warehousing & storage .....	(A)	(D)	(D)	4	4	—	—	—	—	—	—	—	—	—	—

See footnotes at end of table.

**Table 2. The State—Employees, Payroll, and Establishments by Industry: 2001—Con.**

[Excludes most government employees, railroad employees, and self-employed persons. Size class 1 to 4 includes establishments with payroll, but no employees, during mid-March pay period. (D) denotes figures withheld to avoid disclosing data for individual companies; the data are included in broader industry totals. For explanation of terms, abbreviations, and data reliability/comparability, see introductory text.]

NAICS code	Industry	Number of employees for week including March 12	Payroll (\$1,000)		Total number of establishments	Number of establishments by employment-size class								
			First quarter	Annual		1 to 4	5 to 9	10 to 19	20 to 49	50 to 99	100 to 249	250 to 499	500 to 999	1,000 or more
<b>51</b>	<b>Information</b>	<b>8 811</b>	<b>65 521</b>	<b>267 501</b>	<b>647</b>	<b>340</b>	<b>117</b>	<b>92</b>	<b>62</b>	<b>19</b>	<b>13</b>	<b>4</b>	—	—
511	Publishing industries	2 493	17 335	67 508	153	77	34	24	7	4	5	2	—	—
5111	Newspaper, periodical, book, database publishers	(G)	(D)	(D)	130	62	30	22	6	4	5	1	—	—
51111	Newspaper publishers	(G)	(D)	(D)	76	30	19	14	5	2	5	1	—	—
511110	Newspaper publishers	(G)	(D)	(D)	76	30	19	14	5	2	5	1	—	—
51112	Periodical publishers	(C)	(D)	(D)	23	15	3	3	1	1	—	—	—	—
511120	Periodical publishers	(C)	(D)	(D)	23	15	3	3	1	1	—	—	—	—
51113	Book publishers	(C)	(D)	(D)	10	6	1	2	—	1	—	—	—	—
511130	Book publishers	(C)	(D)	(D)	10	6	1	2	—	1	—	—	—	—
51114	Database and directory publishers	(B)	(D)	(D)	4	1	1	2	—	—	—	—	—	—
511140	Database and directory publishers	(B)	(D)	(D)	4	1	1	2	—	—	—	—	—	—
51119	Other publishers	(B)	(D)	(D)	17	10	6	1	—	—	—	—	—	—
511199	All other publishers	(B)	(D)	(D)	17	10	6	1	—	—	—	—	—	—
5112	Software publishers	(E)	(D)	(D)	23	15	4	2	1	—	—	1	—	—
51121	Software publishers	(E)	(D)	(D)	23	15	4	2	1	—	—	1	—	—
511210	Software publishers	(E)	(D)	(D)	23	15	4	2	1	—	—	1	—	—
512	Motion picture & sound recording industries	(F)	(D)	(D)	83	41	19	14	9	—	—	—	—	—
5121	Motion picture & video industries	(F)	(D)	(D)	77	35	19	14	9	—	—	—	—	—
51211	Motion picture & video production	(B)	(D)	(D)	21	18	1	1	1	—	—	—	—	—
512110	Motion picture & video production	(B)	(D)	(D)	21	18	1	1	1	—	—	—	—	—
51212	Motion picture & video distribution	(A)	(D)	(D)	1	1	—	—	—	—	—	—	—	—
512120	Motion picture & video distribution	(A)	(D)	(D)	1	1	—	—	—	—	—	—	—	—
51213	Motion picture & video exhibition	(A)	(D)	(D)	1	1	—	—	—	—	—	—	—	—
512131	Motion picture theaters (except drive-ins)	(F)	(D)	(D)	47	11	15	13	8	—	—	—	—	—
512132	Drive-in motion picture theaters	(A)	(D)	(D)	3	3	—	—	—	—	—	—	—	—
51219	Postprod & other movie & video industries	(B)	(D)	(D)	5	2	3	—	—	—	—	—	—	—
512191	Teleproduction & oth postproduction services	(B)	(D)	(D)	3	—	3	—	—	—	—	—	—	—
512199	Other motion picture & video industries	(A)	(D)	(D)	2	2	—	—	—	—	—	—	—	—
5122	Sound recording industries	(A)	(D)	(D)	6	6	—	—	—	—	—	—	—	—
51224	Sound recording studios	(A)	(D)	(D)	4	4	—	—	—	—	—	—	—	—
512240	Sound recording studios	(A)	(D)	(D)	4	4	—	—	—	—	—	—	—	—
51229	Other sound recording industries	(A)	(D)	(D)	2	2	—	—	—	—	—	—	—	—
512290	Other sound recording industries	(A)	(D)	(D)	2	2	—	—	—	—	—	—	—	—
513	Broadcasting & telecommunications	4 036	35 235	151 369	335	181	55	45	37	11	6	—	—	—
5131	Radio & television broadcasting	(G)	(D)	(D)	75	18	17	19	17	4	—	—	—	—
51311	Radio broadcasting	(F)	(D)	(D)	58	16	16	16	10	—	—	—	—	—
513111	Radio networks	(A)	(D)	(D)	1	—	—	1	—	—	—	—	—	—
513112	Radio stations	(F)	(D)	(D)	57	16	16	15	10	—	—	—	—	—
51312	Television broadcasting	572	3 697	13 923	17	2	1	3	7	4	—	—	—	—
513120	Television broadcasting	572	3 697	13 923	17	2	1	3	7	4	—	—	—	—
5132	Cable networks & program distribution	(E)	(D)	(D)	49	30	7	3	7	2	—	—	—	—
51321	Cable networks	(A)	(D)	(D)	3	3	—	—	—	—	—	—	—	—
513210	Cable networks	(A)	(D)	(D)	3	3	—	—	—	—	—	—	—	—
51322	Cable & other program distribution	(E)	(D)	(D)	46	27	7	3	7	2	—	—	—	—
513220	Cable & other program distribution	(E)	(D)	(D)	46	27	7	3	7	2	—	—	—	—
5133	Telecommunications	2 341	24 282	106 433	211	133	31	23	13	5	6	—	—	—
51331	Wired telecommunications carriers	1 917	20 582	89 711	141	90	20	11	9	5	6	—	—	—
513310	Wired telecommunications carriers	1 917	20 582	89 711	141	90	20	11	9	5	6	—	—	—
51332	Wireless telecom carriers (exc satellite)	(E)	(D)	(D)	59	37	10	11	1	—	—	—	—	—
513321	Paging	(B)	(D)	(D)	9	6	1	1	1	—	—	—	—	—
513322	Cellular & other wireless telecommunications	244	2 219	10 054	50	31	9	10	—	—	—	—	—	—
51333	Telecommunications resellers	(B)	(D)	(D)	6	3	1	1	1	—	—	—	—	—
513330	Telecommunications resellers	(B)	(D)	(D)	6	3	1	1	1	—	—	—	—	—
51334	Satellite telecommunications	(B)	(D)	(D)	2	1	—	—	1	—	—	—	—	—
513340	Satellite telecommunications	(B)	(D)	(D)	2	1	—	—	1	—	—	—	—	—
51339	Other telecommunications	(B)	(D)	(D)	3	2	—	—	1	—	—	—	—	—
513390	Other telecommunications	(B)	(D)	(D)	3	2	—	—	1	—	—	—	—	—
514	Information & data processing services	(G)	(D)	(D)	76	41	9	9	9	4	2	2	—	—
5141	Information services	(E)	(D)	(D)	39	22	7	4	4	2	—	—	—	—
51411	News syndicates	(B)	(D)	(D)	4	2	—	1	—	1	—	—	—	—
514110	News syndicates	(B)	(D)	(D)	4	2	—	1	—	1	—	—	—	—
51412	Libraries & archives	(B)	(D)	(D)	6	4	1	1	—	—	—	—	—	—
514120	Libraries & archives	(B)	(D)	(D)	6	4	1	1	—	—	—	—	—	—
51419	Other information services	(E)	(D)	(D)	29	16	6	2	4	1	—	—	—	—
514191	On-line information services	(E)	(D)	(D)	29	16	6	2	4	1	—	—	—	—
5142	Data processing services	1 238	8 599	29 322	37	19	2	5	5	2	2	2	—	—
51421	Data processing services	1 238	8 599	29 322	37	19	2	5	5	2	2	2	—	—
514210	Data processing services	1 238	8 599	29 322	37	19	2	5	5	2	2	2	—	—
<b>52</b>	<b>Finance &amp; insurance</b>	<b>13 987</b>	<b>118 244</b>	<b>469 981</b>	<b>1 685</b>	<b>1 049</b>	<b>292</b>	<b>188</b>	<b>120</b>	<b>24</b>	<b>10</b>	—	<b>2</b>	—
521	Monetary authorities - central bank	(C)	(D)	(D)	1	—	—	—	—	—	1	—	—	—
5211	Monetary authorities - central bank	(C)	(D)	(D)	1	—	—	—	—	—	1	—	—	—
52111	Monetary authorities - central bank	(C)	(D)	(D)	1	—	—	—	—	—	1	—	—	—
521110	Monetary authorities - central bank	(C)	(D)	(D)	1	—	—	—	—	—	1	—	—	—
522	Credit intermediation & related activities	7 462	55 927	227 834	611	234	150	123	80	17	7	—	—	—
5221	Depository credit intermediation	6 273	46 953	186 376	405	101	97	111	74	17	5	—	—	—
52211	Commercial banking	5 046	39 504	156 715	286	60	65	84	57	15	5	—	—	—
522110	Commercial banking	5 046	39 504	156 715	286	60	65	84	57	15	5	—	—	—
52212	Savings institutions	297	2 178	8 080	24	6	7	6	5	—	—	—	—	—
522120	Savings institutions	297	2 178	8 080	24	6	7	6	5	—	—	—	—	—
52213	Credit unions	930	5 271	21 581	95	35	25	21	12	2	—	—	—	—
522130	Credit unions	930	5 271	21 581	95	35	25	21	12	2	—	—	—	—

See footnotes at end of table.

**Table 2. The State—Employees, Payroll, and Establishments by Industry: 2001—Con.**

[Excludes most government employees, railroad employees, and self-employed persons. Size class 1 to 4 includes establishments with payroll, but no employees, during mid-March pay period. (D) denotes figures withheld to avoid disclosing data for individual companies; the data are included in broader industry totals. For explanation of terms, abbreviations, and data reliability/comparability, see introductory text]

NAICS code	Industry	Number of employees for week including March 12	Payroll (\$1,000)		Total number of establishments	Number of establishments by employment-size class								
			First quarter	Annual		1 to 4	5 to 9	10 to 19	20 to 49	50 to 99	100 to 249	250 to 499	500 to 999	1,000 or more
<b>52</b>	<b>Finance &amp; insurance—Con.</b>													
522	Credit intermediation & related activities—Con.													
5222	Nondepository credit intermediation .....	920	6 401	29 623	164	102	44	11	6	—	1	—	—	—
52222	Sales financing .....	96	779	3 468	16	9	4	2	1	—	—	—	—	—
522220	Sales financing .....	96	779	3 468	16	9	4	2	1	—	—	—	—	—
52229	Other nondepository credit intermediation ..	824	5 622	26 155	148	93	40	9	5	—	1	—	—	—
522291	Consumer lending .....	125	942	3 788	36	26	9	1	—	—	—	—	—	—
522292	Real estate credit .....	430	3 589	17 778	58	33	16	6	2	—	1	—	—	—
522294	Secondary market financing .....	(A)	(D)	(D)	2	2	—	—	—	—	—	—	—	—
522298	All oth nondepository credit intermediation .....	(E)	(D)	(D)	52	32	15	2	3	—	—	—	—	—
5223	Activities related to credit intermediation ....	269	2 573	11 835	42	31	9	1	—	—	1	—	—	—
52231	Mortgage & nonmortgage brokers .....	209	2 210	10 378	31	26	4	—	—	—	1	—	—	—
522310	Mortgage & nonmortgage brokers .....	209	2 210	10 378	31	26	4	—	—	—	1	—	—	—
52232	Financial clearinghouse & reserve activities .....	(B)	(D)	(D)	3	1	1	1	—	—	—	—	—	—
522320	Financial clearinghouse & reserve activities .....	(B)	(D)	(D)	3	1	1	1	—	—	—	—	—	—
52239	Other credit intermediation activities .....	(B)	(D)	(D)	8	4	4	—	—	—	—	—	—	—
522390	Other credit intermediation activities .....	(B)	(D)	(D)	8	4	4	—	—	—	—	—	—	—
523	Security, commodity contracts & like activity ...	(G)	(D)	(D)	278	212	29	20	15	1	1	—	—	—
5231	Scrtcy & comdty contracts intermed & brokerage .....	879	17 813	62 808	146	100	21	13	12	—	—	—	—	—
52311	Investment banking & securities dealing ..	(B)	(D)	(D)	8	4	3	1	—	—	—	—	—	—
523110	Investment banking & securities dealing .....	(B)	(D)	(D)	8	4	3	1	—	—	—	—	—	—
52312	Securities brokerage .....	810	16 530	58 007	129	89	18	10	12	—	—	—	—	—
523120	Securities brokerage .....	810	16 530	58 007	129	89	18	10	12	—	—	—	—	—
52314	Commodity contracts brokerage .....	(B)	(D)	(D)	9	7	—	2	—	—	—	—	—	—
523140	Commodity contracts brokerage .....	(B)	(D)	(D)	9	7	—	2	—	—	—	—	—	—
5239	Other financial investment activities .....	(F)	(D)	(D)	132	112	8	7	3	1	1	—	—	—
52391	Miscellaneous intermediation .....	(B)	(D)	(D)	23	19	1	2	1	—	—	—	—	—
523910	Miscellaneous intermediation .....	(B)	(D)	(D)	23	19	1	2	1	—	—	—	—	—
52392	Portfolio management .....	275	2 469	10 439	24	18	2	1	1	1	1	—	—	—
523920	Portfolio management .....	275	2 469	10 439	24	18	2	1	1	1	1	—	—	—
52393	Investment advice .....	(C)	(D)	(D)	59	54	2	3	—	—	—	—	—	—
523930	Investment advice .....	(C)	(D)	(D)	59	54	2	3	—	—	—	—	—	—
52399	All other financial investment activities .....	(B)	(D)	(D)	26	21	3	1	1	—	—	—	—	—
523991	Trust, fiduciary & custody activities .....	(B)	(D)	(D)	20	15	3	1	1	—	—	—	—	—
523999	Miscellaneous financial investment activities .....	(A)	(D)	(D)	6	6	—	—	—	—	—	—	—	—
524	Insurance carriers & related activities .....	4 919	39 107	156 327	793	601	113	45	25	6	1	—	2	—
5241	Insurance carriers .....	2 113	18 217	69 807	112	71	17	12	6	4	—	—	2	—
52411	Direct life, health, medical insurance carriers .....	(G)	(D)	(D)	36	16	8	6	3	2	—	—	1	—
524113	Direct life insurance carriers .....	(E)	(D)	(D)	24	9	6	5	3	1	—	—	—	—
524114	Direct health & medical insurance carriers .....	(F)	(D)	(D)	12	7	2	1	—	1	—	—	1	—
52412	Other direct insurance carriers .....	(G)	(D)	(D)	71	51	9	6	2	2	—	—	1	—
524126	Direct property & casualty insurance carriers .....	(E)	(D)	(D)	50	39	5	2	2	2	—	—	—	—
524127	Direct title insurance carriers .....	(C)	(D)	(D)	19	11	4	4	—	—	—	—	—	—
524128	All other direct insurance carriers .....	(F)	(D)	(D)	2	1	—	—	—	—	—	—	1	—
52413	Reinsurance carriers .....	(B)	(D)	(D)	5	4	—	—	1	—	—	—	—	—
524130	Reinsurance carriers .....	(B)	(D)	(D)	5	4	—	—	1	—	—	—	—	—
5242	Agencies & other insurance related activities .....	2 806	20 890	86 520	681	530	96	33	19	2	1	—	—	—
52421	Insurance agencies & brokerages .....	2 231	16 342	66 529	627	498	85	29	14	1	—	—	—	—
524210	Insurance agencies & brokerages .....	2 231	16 342	66 529	627	498	85	29	14	1	—	—	—	—
52429	Other insurance related activities .....	575	4 548	19 991	54	32	11	4	5	1	1	—	—	—
524291	Claims adjusting .....	(C)	(D)	(D)	23	13	7	—	3	—	—	—	—	—
524292	Insurance & pension funds, third party admin .....	415	3 225	14 061	23	12	3	4	2	1	1	—	—	—
524298	All other insurance related activities .....	(A)	(D)	(D)	8	7	1	—	—	—	—	—	—	—
525	Funds, trusts, & other financial vehicles (part) .	(A)	(D)	(D)	2	2	—	—	—	—	—	—	—	—
5259	Other investment pools & funds .....	(A)	(D)	(D)	2	2	—	—	—	—	—	—	—	—
52591	Open-end investment funds .....	(A)	(D)	(D)	1	1	—	—	—	—	—	—	—	—
525910	Open-end investment funds .....	(A)	(D)	(D)	1	1	—	—	—	—	—	—	—	—
52599	Other financial vehicles .....	(A)	(D)	(D)	1	1	—	—	—	—	—	—	—	—
525990	Other financial vehicles .....	(A)	(D)	(D)	1	1	—	—	—	—	—	—	—	—
<b>53</b>	<b>Real estate &amp; rental &amp; leasing .....</b>	<b>4 813</b>	<b>19 519</b>	<b>93 256</b>	<b>1 345</b>	<b>1 079</b>	<b>165</b>	<b>70</b>	<b>28</b>	<b>2</b>	<b>1</b>	—	—	—
531	Real estate .....	3 049	12 639	57 490	1 059	917	87	35	18	2	—	—	—	—
5311	Lessors of real estate .....	(G)	(D)	(D)	457	375	51	17	13	1	—	—	—	—
531110	Lessors of residential buildings & dwellings .....	861	3 037	13 075	210	171	20	10	8	1	—	—	—	—
53112	Lessors of nonres bldg (exc miniwarehouses) .....	469	1 850	7 859	131	106	15	6	4	—	—	—	—	—
531120	Lessors of nonres bldg (exc miniwarehouses) .....	469	1 850	7 859	131	106	15	6	4	—	—	—	—	—
53113	Lessors of miniwarehouses & self storage units .....	(B)	(D)	(D)	32	29	2	1	—	—	—	—	—	—
531130	Lessors of miniwarehouses & self storage units .....	(B)	(D)	(D)	32	29	2	1	—	—	—	—	—	—
53119	Lessors of other real estate property .....	(C)	(D)	(D)	84	69	14	—	1	—	—	—	—	—
531190	Lessors of other real estate property .....	(C)	(D)	(D)	84	69	14	—	1	—	—	—	—	—
5312	Offices of real estate agents & brokers .....	(F)	(D)	(D)	372	342	19	8	3	—	—	—	—	—
53121	Offices of real estate agents & brokers .....	(F)	(D)	(D)	372	342	19	8	3	—	—	—	—	—
531210	Offices of real estate agents & brokers .....	(F)	(D)	(D)	372	342	19	8	3	—	—	—	—	—

See footnotes at end of table.

**Table 2. The State—Employees, Payroll, and Establishments by Industry: 2001—Con.**

[Excludes most government employees, railroad employees, and self-employed persons. Size class 1 to 4 includes establishments with payroll, but no employees, during mid-March pay period. (D) denotes figures withheld to avoid disclosing data for individual companies; the data are included in broader industry totals. For explanation of terms, abbreviations, and data reliability/comparability, see introductory text]

NAICS code	Industry	Number of employees for week including March 12	Payroll (\$1,000)		Total number of establishments	Number of establishments by employment-size class								
			First quarter	Annual		1 to 4	5 to 9	10 to 19	20 to 49	50 to 99	100 to 249	250 to 499	500 to 999	1,000 or more
<b>53</b>	<b>Real estate &amp; rental &amp; leasing—Con.</b>													
531	Real estate—Con.													
5313	Activities related to real estate .....	(F)	(D)	(D)	230	200	17	10	2	1	—	—	—	—
53131	Real estate property managers .....	414	2 242	9 553	115	94	9	2	1	—	—	—	—	—
531311	Residential property managers .....	(E)	(D)	(D)	70	56	6	5	2	1	—	—	—	—
531312	Nonresidential property managers .....	(C)	(D)	(D)	45	38	3	4	—	—	—	—	—	—
53132	Offices of real estate appraisers .....	(C)	(D)	(D)	72	67	5	—	—	—	—	—	—	—
531320	Offices of real estate appraisers .....	(C)	(D)	(D)	72	67	5	—	—	—	—	—	—	—
53139	Other activities related to real estate .....	(B)	(D)	(D)	43	39	3	1	—	—	—	—	—	—
531390	Other activities related to real estate ...	(B)	(D)	(D)	43	39	3	1	—	—	—	—	—	—
532	Rental & leasing services .....	(G)	(D)	(D)	274	151	78	35	9	—	1	—	—	—
5321	Automotive equipment rental & leasing .....	544	1 977	9 898	47	15	17	12	2	—	1	—	—	—
53211	Passenger car rental & leasing .....	(E)	(D)	(D)	33	6	12	12	2	—	1	—	—	—
532111	Passenger car rental .....	(E)	(D)	(D)	32	6	12	12	1	—	1	—	—	—
532112	Passenger car leasing .....	(B)	(D)	(D)	1	—	—	—	1	—	—	—	—	—
53212	Truck, utility trailer & RV rental & leasing ..	(B)	(D)	(D)	14	9	5	—	—	—	—	—	—	—
532120	Truck, utility trailer & RV rental & leasing .....	(B)	(D)	(D)	14	9	5	—	—	—	—	—	—	—
5322	Consumer goods rental .....	(F)	(D)	(D)	131	80	37	11	3	—	—	—	—	—
53221	Consumer electronics & appliances rental .....	(A)	(D)	(D)	4	3	1	—	—	—	—	—	—	—
532210	Consumer electronics & appliances rental .....	(A)	(D)	(D)	4	3	1	—	—	—	—	—	—	—
53222	Formal wear & costume rental .....	(B)	(D)	(D)	6	2	4	—	—	—	—	—	—	—
532220	Formal wear & costume rental .....	(B)	(D)	(D)	6	2	4	—	—	—	—	—	—	—
53223	Video tape & disc rental .....	438	918	4 067	74	37	27	8	2	—	—	—	—	—
532230	Video tape & disc rental .....	438	918	4 067	74	37	27	8	2	—	—	—	—	—
53229	Other consumer goods rental .....	(C)	(D)	(D)	47	38	5	3	1	—	—	—	—	—
532291	Home health equipment rental .....	(B)	(D)	(D)	19	18	1	—	—	—	—	—	—	—
532292	Recreational goods rental .....	83	341	905	19	12	4	2	1	—	—	—	—	—
532299	All other consumer goods rental .....	(B)	(D)	(D)	9	8	—	1	—	—	—	—	—	—
5323	General rental centers .....	(C)	(D)	(D)	31	17	10	4	—	—	—	—	—	—
53231	General rental centers .....	(C)	(D)	(D)	31	17	10	4	—	—	—	—	—	—
532310	General rental centers .....	(C)	(D)	(D)	31	17	10	4	—	—	—	—	—	—
5324	Commercial, industrial equip rental & leasing .....	377	2 228	13 419	65	39	14	8	4	—	—	—	—	—
53241	Const, trans, mining equip rental & leasing .....	(C)	(D)	(D)	19	11	4	3	1	—	—	—	—	—
532411	Commercial trans equip (exc MV) rental, lease .....	(B)	(D)	(D)	2	1	—	1	—	—	—	—	—	—
532412	Const, mining, forestry equip rental & leasing .....	(B)	(D)	(D)	17	10	4	2	1	—	—	—	—	—
53242	Office machinery & equipment rental & leasing .....	(A)	(D)	(D)	8	6	2	—	—	—	—	—	—	—
532420	Office machinery & equipment rental & leasing .....	(A)	(D)	(D)	8	6	2	—	—	—	—	—	—	—
53249	Oth commercial, industrial equip rental, lease .....	257	1 693	10 398	38	22	8	5	3	—	—	—	—	—
532490	Oth commercial, industrial equip rental, lease .....	257	1 693	10 398	38	22	8	5	3	—	—	—	—	—
533	Lessors of other nonfinancial intangible asset ..	(B)	(D)	(D)	12	11	—	—	1	—	—	—	—	—
5331	Lessors of other nonfinancial intangible asset .....	(B)	(D)	(D)	12	11	—	—	1	—	—	—	—	—
53311	Lessors of other nonfinancial intangible asset .....	(B)	(D)	(D)	12	11	—	—	1	—	—	—	—	—
533110	Lessors of other nonfinancial intangible asset .....	(B)	(D)	(D)	12	11	—	—	1	—	—	—	—	—
<b>54</b>	<b>Professional, scientific &amp; technical services .....</b>	<b>16 191</b>	<b>111 917</b>	<b>500 952</b>	<b>2 707</b>	<b>1 930</b>	<b>454</b>	<b>189</b>	<b>106</b>	<b>15</b>	<b>11</b>	<b>—</b>	<b>1</b>	<b>1</b>
541	Professional, scientific & technical services .....	16 191	111 917	500 952	2 707	1 930	454	189	106	15	11	—	1	1
5411	Legal services .....	2 819	21 211	106 087	684	526	95	40	21	2	—	—	—	—
54111	Offices of lawyers .....	2 554	19 766	98 391	653	509	90	35	18	1	—	—	—	—
541110	Offices of lawyers .....	2 554	19 766	98 391	653	509	90	35	18	1	—	—	—	—
54119	Other legal services .....	265	1 445	7 696	31	17	5	3	1	—	—	—	—	—
541191	Title abstract & settlement offices .....	216	1 293	6 479	24	13	4	4	2	1	—	—	—	—
541199	All other legal services .....	49	152	1 217	7	4	1	1	1	—	—	—	—	—
5412	Accounting, tax prep, bookkeep, payroll services .....	2 350	14 250	56 659	463	309	97	34	20	2	1	—	—	—
54121	Accounting, tax prep, bookkeep, payroll services .....	2 350	14 250	56 659	463	309	97	34	20	2	1	—	—	—
541211	Offices of certified public accountants ..	1 598	11 540	46 183	279	176	63	21	17	2	—	—	—	—
541213	Tax preparation services .....	(E)	(D)	(D)	63	38	17	7	—	—	1	—	—	—
541214	Payroll services .....	100	605	2 161	13	6	4	1	2	—	—	—	—	—
541219	Other accounting services .....	(E)	(D)	(D)	108	89	13	5	1	—	—	—	—	—
5413	Architectural, engineering & related services .....	3 574	30 194	141 768	465	282	96	40	37	7	3	—	—	—
54131	Architectural services .....	658	5 379	25 974	100	67	21	7	4	—	1	—	—	—
541310	Architectural services .....	658	5 379	25 974	100	67	21	7	4	—	1	—	—	—
54132	Landscape architectural services .....	(B)	(D)	(D)	27	18	7	2	—	—	—	—	—	—
541320	Landscape architectural services .....	(B)	(D)	(D)	27	18	7	2	—	—	—	—	—	—
54133	Engineering services .....	2 429	21 784	101 522	237	119	52	27	31	6	2	—	—	—
541330	Engineering services .....	2 429	21 784	101 522	237	119	52	27	31	6	2	—	—	—
54134	Drafting services .....	(B)	(D)	(D)	8	6	2	—	—	—	—	—	—	—
541340	Drafting services .....	(B)	(D)	(D)	8	6	2	—	—	—	—	—	—	—
54135	Building inspection services .....	(B)	(D)	(D)	13	12	—	1	—	—	—	—	—	—
541350	Building inspection services .....	(B)	(D)	(D)	13	12	—	1	—	—	—	—	—	—
54136	Geophysical surveying & mapping services .....	54	430	2 337	11	8	1	1	1	—	—	—	—	—
541360	Geophysical surveying & mapping services .....	54	430	2 337	11	8	1	1	1	—	—	—	—	—
54137	Surveying, mapping (exc geophysical) services .....	135	700	3 504	49	39	9	1	—	—	—	—	—	—
541370	Surveying, mapping (exc geophysical) services .....	135	700	3 504	49	39	9	1	—	—	—	—	—	—

See footnotes at end of table.

**Table 2. The State—Employees, Payroll, and Establishments by Industry: 2001—Con.**

[Excludes most government employees, railroad employees, and self-employed persons. Size class 1 to 4 includes establishments with payroll, but no employees, during mid-March pay period. (D) denotes figures withheld to avoid disclosing data for individual companies; the data are included in broader industry totals. For explanation of terms, abbreviations, and data reliability/comparability, see introductory text]

NAICS code	Industry	Number of employees for week including March 12	Payroll (\$1,000)		Total number of establishments	Number of establishments by employment-size class										
			First quarter	Annual		1 to 4	5 to 9	10 to 19	20 to 49	50 to 99	100 to 249	250 to 499	500 to 999	1,000 or more		
<b>54</b>	<b>Professional, scientific &amp; technical services—Con.</b>															
541	Professional, scientific & technical services—Con.															
5413	Architectural, engineering & related services—Con.															
54138	Testing laboratories .....	156	1 186	4 678	20	13	4	1	1	1	—	—	—	—	—	—
541380	Testing laboratories .....	156	1 186	4 678	20	13	4	1	1	1	—	—	—	—	—	—
5414	Specialized design services .....	357	1 987	8 426	77	59	12	4	1	—	1	—	—	—	—	—
54141	Interior design services .....	(B)	(D)	(D)	31	25	5	1	—	—	—	—	—	—	—	—
541410	Interior design services .....	(B)	(D)	(D)	31	25	5	1	—	—	—	—	—	—	—	—
54142	Industrial design services .....	(B)	(D)	(D)	2	1	—	—	1	—	—	—	—	—	—	—
541420	Industrial design services .....	(B)	(D)	(D)	2	1	—	—	1	—	—	—	—	—	—	—
54143	Graphic design services .....	250	1 367	5 876	41	30	7	3	—	—	1	—	—	—	—	—
541430	Graphic design services .....	250	1 367	5 876	41	30	7	3	—	—	1	—	—	—	—	—
54149	Other specialized design services .....	(A)	(D)	(D)	3	3	—	—	—	—	—	—	—	—	—	—
541490	Other specialized design services .....	(A)	(D)	(D)	3	3	—	—	—	—	—	—	—	—	—	—
5415	Computer systems design & related services .....	1 937	14 287	59 955	183	133	25	13	6	2	3	—	1	—	—	—
54151	Computer systems design & related services .....	1 937	14 287	59 955	183	133	25	13	6	2	3	—	1	—	—	—
541511	Custom computer programming services .....	453	3 726	17 298	86	62	12	8	3	—	1	—	—	—	—	—
541512	Computer systems design services .....	1 372	9 837	39 826	59	40	8	4	2	2	—	—	1	—	—	—
541513	Computer facilities management services .....	(A)	(D)	(D)	2	2	—	—	—	—	—	—	—	—	—	—
541519	Other computer related services .....	(C)	(D)	(D)	36	29	5	1	1	—	—	—	—	—	—	—
5416	Management, sci & tech consulting services .....	2 398	14 206	61 265	354	297	33	16	6	—	1	—	—	—	—	1
54161	Management consulting services .....	2 000	12 026	50 289	203	167	19	11	4	—	1	—	—	—	—	1
541611	Admin & gen management consulting services .....	1 762	10 459	43 692	102	82	10	6	2	—	1	—	—	—	—	1
541612	Human res & exec search consulting services .....	59	384	1 876	25	20	3	2	—	—	—	—	—	—	—	—
541613	Marketing consulting services .....	125	628	2 586	47	39	4	2	2	—	—	—	—	—	—	—
541614	Process, phys dist & log consulting services .....	(B)	(D)	(D)	12	10	1	1	—	—	—	—	—	—	—	—
541618	Other management consulting services .....	(B)	(D)	(D)	17	16	1	—	—	—	—	—	—	—	—	—
54162	Environmental consulting services .....	181	1 022	5 337	57	48	8	—	1	—	—	—	—	—	—	—
541620	Environmental consulting services .....	181	1 022	5 337	57	48	8	—	1	—	—	—	—	—	—	—
54169	Oth scientific & technical consulting services .....	217	1 158	5 639	94	82	6	5	1	—	—	—	—	—	—	—
541690	Oth scientific & technical consulting services .....	217	1 158	5 639	94	82	6	5	1	—	—	—	—	—	—	—
5417	Scientific R&D services .....	761	7 560	30 800	69	43	13	5	5	2	1	—	—	—	—	—
54171	R&D in physical, engineering & life sciences .....	586	6 446	26 124	53	36	8	4	3	1	1	—	—	—	—	—
541710	R&D in physical, engineering & life sciences .....	586	6 446	26 124	53	36	8	4	3	1	1	—	—	—	—	—
54172	R&D in social sciences & humanities .....	175	1 114	4 676	16	7	5	1	2	1	—	—	—	—	—	—
541720	R&D in social sciences & humanities .....	175	1 114	4 676	16	7	5	1	2	1	—	—	—	—	—	—
5418	Advertising & related services .....	660	3 431	13 870	104	69	19	13	2	—	1	—	—	—	—	—
54181	Advertising agencies .....	175	1 454	6 131	35	26	2	5	2	—	—	—	—	—	—	—
541810	Advertising agencies .....	175	1 454	6 131	35	26	2	5	2	—	—	—	—	—	—	—
54182	Public relations agencies .....	(C)	(D)	(D)	11	10	—	—	—	—	—	—	—	—	—	—
541820	Public relations agencies .....	(C)	(D)	(D)	11	10	—	—	—	—	—	—	—	—	—	—
54183	Media buying agencies .....	(A)	(D)	(D)	4	3	1	—	—	—	—	—	—	—	—	—
541830	Media buying agencies .....	(A)	(D)	(D)	4	3	1	—	—	—	—	—	—	—	—	—
54184	Media representatives .....	(B)	(D)	(D)	5	3	1	1	—	—	—	—	—	—	—	—
541840	Media representatives .....	(B)	(D)	(D)	5	3	1	1	—	—	—	—	—	—	—	—
54185	Display advertising .....	(A)	(D)	(D)	3	2	—	1	—	—	—	—	—	—	—	—
541850	Display advertising .....	(A)	(D)	(D)	3	2	—	1	—	—	—	—	—	—	—	—
54186	Direct mail advertising .....	(B)	(D)	(D)	9	6	2	1	—	—	—	—	—	—	—	—
541860	Direct mail advertising .....	(B)	(D)	(D)	9	6	2	1	—	—	—	—	—	—	—	—
54187	Advertising material distribution services .....	(A)	(D)	(D)	2	2	—	—	—	—	—	—	—	—	—	—
541870	Advertising material distribution services .....	(A)	(D)	(D)	2	2	—	—	—	—	—	—	—	—	—	—
54189	Other services related to advertising .....	172	917	3 210	35	17	13	5	—	—	—	—	—	—	—	—
541890	Other services related to advertising .....	172	917	3 210	35	17	13	5	—	—	—	—	—	—	—	—
5419	Oth professional, scientific, technical services .....	1 335	4 791	22 122	308	212	64	24	8	—	—	—	—	—	—	—
54191	Marketing research & public opinion polling .....	(B)	(D)	(D)	9	6	1	—	2	—	—	—	—	—	—	—
541910	Marketing research & public opinion polling .....	(B)	(D)	(D)	9	6	1	—	2	—	—	—	—	—	—	—
54192	Photographic services .....	(C)	(D)	(D)	76	67	7	1	1	—	—	—	—	—	—	—
541921	Photography studios, portrait .....	(C)	(D)	(D)	57	50	6	1	—	—	—	—	—	—	—	—
541922	Commercial photography .....	(B)	(D)	(D)	19	17	1	—	1	—	—	—	—	—	—	—
54193	Translation & interpretation services .....	(A)	(D)	(D)	1	1	—	—	—	—	—	—	—	—	—	—
541930	Translation & interpretation services .....	(A)	(D)	(D)	1	1	—	—	—	—	—	—	—	—	—	—
54194	Veterinary services .....	975	3 454	15 733	178	101	51	22	4	—	—	—	—	—	—	—
541940	Veterinary services .....	975	3 454	15 733	178	101	51	22	4	—	—	—	—	—	—	—
54199	All oth prof, scientific & technical services .....	107	590	3 017	44	37	5	1	1	—	—	—	—	—	—	—
541990	All oth prof, scientific & technical services .....	107	590	3 017	44	37	5	1	1	—	—	—	—	—	—	—
<b>55</b>	<b>Management of companies &amp; enterprises .....</b>	<b>2 359</b>	<b>27 565</b>	<b>97 893</b>	<b>108</b>	<b>46</b>	<b>22</b>	<b>12</b>	<b>20</b>	<b>4</b>	<b>3</b>	—	<b>1</b>	—	—	—
551	Management of companies & enterprises .....	2 359	27 565	97 893	108	46	22	12	20	4	3	—	1	—	—	—
5511	Management of companies & enterprises .....	2 359	27 565	97 893	108	46	22	12	20	4	3	—	1	—	—	—
551111	Offices of bank holding companies .....	(B)	(D)	(D)	11	8	2	—	1	—	—	—	—	—	—	—
551112	Offices of other holding companies .....	(B)	(D)	(D)	9	6	2	—	1	—	—	—	—	—	—	—
551114	Corp, subsidiary & regional managing offices .....	2 232	25 799	90 159	88	32	18	12	18	4	3	—	1	—	—	—

See footnotes at end of table.

Table 2. **The State—Employees, Payroll, and Establishments by Industry: 2001—Con.**

[Excludes most government employees, railroad employees, and self-employed persons. Size class 1 to 4 includes establishments with payroll, but no employees, during mid-March pay period. (D) denotes figures withheld to avoid disclosing data for individual companies; the data are included in broader industry totals. For explanation of terms, abbreviations, and data reliability/comparability, see introductory text]

NAICS code	Industry	Number of employees for week including March 12	Payroll (\$1,000)		Total number of establishments	Number of establishments by employment-size class									
			First quarter	Annual		1 to 4	5 to 9	10 to 19	20 to 49	50 to 99	100 to 249	250 to 499	500 to 999	1,000 or more	
<b>56</b>	<b>Admin, support, waste mgt, remediation services</b>	<b>12 340</b>	<b>48 285</b>	<b>211 374</b>	<b>1 289</b>	<b>844</b>	<b>210</b>	<b>114</b>	<b>70</b>	<b>30</b>	<b>15</b>	<b>6</b>			
561	Administrative & support services	11 717	44 506	194 841	1 208	796	195	106	61	29	15	6			
5611	Office administrative services	727	6 258	23 009	78	51	13	12	1			1			
56111	Office administrative services	727	6 258	23 009	78	51	13	12	1			1			
561110	Office administrative services	727	6 258	23 009	78	51	13	12	1			1			
5612	Facilities support services	(E)	(D)	(D)	11	7	1			2	1				
56121	Facilities support services	(E)	(D)	(D)	11	7	1			2	1				
561210	Facilities support services	(E)	(D)	(D)	11	7	1			2	1				
5613	Employment services	3 425	12 143	54 415	83	31	12	3	12	16	6	3			
56131	Employment placement agencies	(E)	(D)	(D)	19	9	7		1	1	1				
561310	Employment placement agencies	(E)	(D)	(D)	19	9	7		1	1	1				
56132	Temporary help services	3 096	10 682	49 141	57	18	3	2	11	15	5	3			
561320	Temporary help services	3 096	10 682	49 141	57	18	3	2	11	15	5	3			
56133	Employee leasing services	(B)	(D)	(D)	7	4	2	1							
561330	Employee leasing services	(B)	(D)	(D)	7	4	2	1							
5614	Business support services	1 778	6 219	25 327	157	100	23	14	13	3	3	1			
56141	Document preparation services	(B)	(D)	(D)	21	20	1								
561410	Document preparation services	(B)	(D)	(D)	21	20	1								
56142	Telephone call centers	1 103	2 523	9 948	24	4	4	5	5	2	3	1			
561421	Telephone answering services	(C)	(D)	(D)	6		1	3	2						
561422	Telemarketing bureaus	(F)	(D)	(D)	18	4	3	2	3	2	3	1			
56143	Business service centers	211	835	3 499	44	31	5	7	1						
561431	Private mail centers	79	281	1 115	28	23	3	2							
561439	Oth business service centers (incl copy shops)	132	554	2 384	16	8	2	5	1						
56144	Collection agencies	289	1 801	7 519	36	22	6	2	5	1					
561440	Collection agencies	289	1 801	7 519	36	22	6	2	5	1					
56145	Credit bureaus	(B)	(D)	(D)	7	4	1		2						
561450	Credit bureaus	(B)	(D)	(D)	7	4	1		2						
56149	Other business support services	(B)	(D)	(D)	25	19	6								
561491	Repossession services	(B)	(D)	(D)	5	2	3								
561492	Court reporting & stenotype services	(B)	(D)	(D)	14	12	2								
561499	All other business support services	(A)	(D)	(D)	6	5	1								
5615	Travel arrangement & reservation services	(F)	(D)	(D)	127	83	30	11	3						
56151	Travel agencies	394	2 017	7 991	82	51	20	9	2						
561510	Travel agencies	394	2 017	7 991	82	51	20	9	2						
56152	Tour operators	40	183	791	21	18	3								
561520	Tour operators	40	183	791	21	18	3								
56159	Oth travel arrangement & reservation services	(C)	(D)	(D)	24	14	7	2	1						
561591	Convention and visitors bureaus	(A)	(D)	(D)	9	8	1								
561599	All oth travel arrange & reservation services	(C)	(D)	(D)	15	6	6	2	1						
5616	Investigation & security services	1 180	5 200	21 848	75	38	13	8	9	5	2				
56161	Investigation, guard & armored car services	839	3 281	13 867	48	25	7	3	8	3	2				
561611	Investigation services	(B)	(D)	(D)	19	16	3								
561612	Security guards & patrol services	(F)	(D)	(D)	21	8	1	1	6	3	2				
561613	Armored car services	(C)	(D)	(D)	8	1	3	2	2						
56162	Security systems services	341	1 919	7 981	27	13	6	5	1	2					
561621	Security systems services (except locksmiths)	284	1 659	7 042	13	4	2	4	1	2					
561622	Locksmiths	57	260	939	14	9	4	1							
5617	Services to buildings & dwellings	2 576	6 704	37 260	571	418	84	46	19	3	1				
56171	Exterminating & pest control services	41	237	1 244	11	10			1						
561710	Exterminating & pest control services	41	237	1 244	11	10			1						
56172	Janitorial services	1 713	4 099	17 914	260	160	54	29	13	3	1				
561720	Janitorial services	1 713	4 099	17 914	260	160	54	29	13	3	1				
56173	Landscaping services	477	1 366	13 420	224	193	18	10	3						
561730	Landscaping services	477	1 366	13 420	224	193	18	10	3						
56174	Carpet & upholstery cleaning services	250	763	3 545	56	39	10	6	1						
561740	Carpet & upholstery cleaning services	250	763	3 545	56	39	10	6	1						
56179	Other services to buildings & dwellings	95	239	1 137	20	16	2	1	1						
561790	Other services to buildings & dwellings	95	239	1 137	20	16	2	1	1						
5619	Other support services	1 138	3 566	14 402	106	68	19	12	4		2	1			
56191	Packaging & labeling services	(B)	(D)	(D)	4	2	1		1						
561910	Packaging & labeling services	(B)	(D)	(D)	4	2	1		1						
56192	Convention & trade show organizers	(B)	(D)	(D)	9	6	2	1							
561920	Convention & trade show organizers	(B)	(D)	(D)	9	6	2	1							
56199	All other support services	(G)	(D)	(D)	93	60	16	11	3		2	1			
561990	All other support services	(G)	(D)	(D)	93	60	16	11	3		2	1			
562	Waste management & remediation services	623	3 779	16 533	81	48	15	8	9	1					
5621	Waste collection	309	2 039	8 311	27	15	4	3	4	1					
56211	Waste collection	309	2 039	8 311	27	15	4	3	4	1					
562111	Solid waste collection	290	1 904	7 657	22	12	3	2	4	1					
562112	Hazardous waste collection	(A)	(D)	(D)	4	2	1	1							
562119	Other waste collection	(A)	(D)	(D)	1	1									
5622	Waste treatment & disposal	154	966	4 207	15	5	5	2	3						
56221	Waste treatment & disposal	154	966	4 207	15	5	5	2	3						
562211	Hazardous waste treatment & disposal	(B)	(D)	(D)	3	1		1	1						
562212	Solid waste landfill	95	682	3 188	10	4	3	1	2						
562219	Other nonhazardous waste treatment & disposal	(A)	(D)	(D)	2		2								
5629	Remediation & oth waste management services	160	774	4 015	39	28	6	3	2						
56291	Remediation services	54	298	1 772	8	5	1	1	1						
562910	Remediation services	54	298	1 772	8	5	1	1	1						
56292	Materials recovery facilities	(A)	(D)	(D)	3	2		1							
562920	Materials recovery facilities	(A)	(D)	(D)	3	2		1							
56299	All other waste management services	(B)	(D)	(D)	28	21	5	1	1						
562991	Septic tank & related services	62	313	1 549	24	19	4	1							
562998	All other miscellaneous waste management	(B)	(D)	(D)	4	2	1		1						

See footnotes at end of table.



**Table 2. The State—Employees, Payroll, and Establishments by Industry: 2001—Con.**

[Excludes most government employees, railroad employees, and self-employed persons. Size class 1 to 4 includes establishments with payroll, but no employees, during mid-March pay period. (D) denotes figures withheld to avoid disclosing data for individual companies; the data are included in broader industry totals. For explanation of terms, abbreviations, and data reliability/comparability, see introductory text]

NAICS code	Industry	Number of employees for week including March 12	Payroll (\$1,000)		Total number of establishments	Number of establishments by employment-size class									
			First quarter	Annual		1 to 4	5 to 9	10 to 19	20 to 49	50 to 99	100 to 249	250 to 499	500 to 999	1,000 or more	
<b>61</b>	<b>Educational services</b>	<b>4 927</b>	<b>19 656</b>	<b>81 849</b>	<b>263</b>	<b>142</b>	<b>51</b>	<b>29</b>	<b>23</b>	<b>8</b>	<b>5</b>	<b>4</b>	<b>1</b>	<b>-</b>	
611	Educational services	4 927	19 656	81 849	263	142	51	29	23	8	5	4	1	-	
6111	Elementary & secondary schools	1 733	7 562	29 427	50	8	7	15	12	3	4	1	-	-	
61111	Elementary & secondary schools	1 733	7 562	29 427	50	8	7	15	12	3	4	1	-	-	
611110	Elementary & secondary schools	1 733	7 562	29 427	50	8	7	15	12	3	4	1	-	-	
6112	Junior colleges	(E)	(D)	(D)	3	-	-	-	-	2	-	1	-	-	
61121	Junior colleges	(E)	(D)	(D)	3	-	-	-	-	2	-	1	-	-	
611210	Junior colleges	(E)	(D)	(D)	3	-	-	-	-	2	-	1	-	-	
6113	Colleges, universities & professional schools	1 794	6 154	26 214	14	3	4	-	1	2	1	2	1	-	
61131	Colleges, universities & professional schools	1 794	6 154	26 214	14	3	4	-	1	2	1	2	1	-	
611310	Colleges, universities & professional schools	1 794	6 154	26 214	14	3	4	-	1	2	1	2	1	-	
6114	Business schools & computer & mgt training	(B)	(D)	(D)	17	14	2	1	-	-	-	-	-	-	
61141	Business & secretarial schools	(A)	(D)	(D)	1	1	-	-	-	-	-	-	-	-	
611410	Business & secretarial schools	(A)	(D)	(D)	1	1	-	-	-	-	-	-	-	-	
61142	Computer training	(B)	(D)	(D)	9	7	2	-	-	-	-	-	-	-	
611420	Computer training	(B)	(D)	(D)	9	7	2	-	-	-	-	-	-	-	
61143	Professional, management development training	(A)	(D)	(D)	7	6	-	1	-	-	-	-	-	-	
611430	Professional, management development training	(A)	(D)	(D)	7	6	-	1	-	-	-	-	-	-	
6115	Technical & trade schools	(C)	(D)	(D)	41	29	9	2	1	-	-	-	-	-	
61151	Technical & trade schools	(C)	(D)	(D)	41	29	9	2	1	-	-	-	-	-	
611511	Cosmetology & barber schools	(B)	(D)	(D)	10	6	3	1	-	-	-	-	-	-	
611512	Flight training	(A)	(D)	(D)	4	4	-	-	-	-	-	-	-	-	
611513	Apprenticeship training	(B)	(D)	(D)	12	8	4	-	-	-	-	-	-	-	
611519	Other technical & trade schools	(B)	(D)	(D)	15	11	2	1	1	-	-	-	-	-	
6116	Other schools & instruction	(F)	(D)	(D)	119	77	25	9	7	1	-	-	-	-	
61161	Fine arts schools	(B)	(D)	(D)	26	19	5	2	-	-	-	-	-	-	
611610	Fine arts schools	(B)	(D)	(D)	26	19	5	2	-	-	-	-	-	-	
61162	Sports & recreation instruction	273	479	2 246	48	30	11	2	5	-	-	-	-	-	
611620	Sports & recreation instruction	273	479	2 246	48	30	11	2	5	-	-	-	-	-	
61163	Language schools	(B)	(D)	(D)	6	2	3	1	-	-	-	-	-	-	
611630	Language schools	(B)	(D)	(D)	6	2	3	1	-	-	-	-	-	-	
61169	All other schools & instruction	(C)	(D)	(D)	39	26	6	4	2	1	-	-	-	-	
611691	Exam preparation & tutoring	(B)	(D)	(D)	12	8	2	1	1	-	-	-	-	-	
611692	Automobile driving schools	(A)	(D)	(D)	2	2	-	-	-	-	-	-	-	-	
611699	All other miscellaneous schools & instruction	191	864	3 909	25	16	4	3	1	1	-	-	-	-	
6117	Educational support services	(C)	(D)	(D)	19	11	4	2	2	-	-	-	-	-	
61171	Educational support services	(C)	(D)	(D)	19	11	4	2	2	-	-	-	-	-	
611710	Educational support services	(C)	(D)	(D)	19	11	4	2	2	-	-	-	-	-	
<b>62</b>	<b>Health care and social assistance</b>	<b>49 761</b>	<b>298 343</b>	<b>1 319 916</b>	<b>2 887</b>	<b>1 452</b>	<b>699</b>	<b>345</b>	<b>214</b>	<b>98</b>	<b>52</b>	<b>14</b>	<b>8</b>	<b>5</b>	
621	Ambulatory health care services	13 863	105 079	495 045	1 667	895	490	157	95	20	5	3	2	-	
6211	Offices of physicians	5 251	61 928	302 960	577	314	147	56	50	7	1	1	1	-	
62111	Offices of physicians	5 251	61 928	302 960	577	314	147	56	50	7	1	1	1	-	
621111	Offices of physicians (exc mental health)	5 200	61 545	301 036	552	291	146	55	50	7	1	1	1	-	
621112	Offices of physicians, mental health	51	383	1 924	25	23	1	1	-	-	-	-	-	-	
6212	Offices of dentists	2 355	13 908	66 560	407	152	211	41	3	-	-	-	-	-	
62121	Offices of dentists	2 355	13 908	66 560	407	152	211	41	3	-	-	-	-	-	
621210	Offices of dentists	2 355	13 908	66 560	407	152	211	41	3	-	-	-	-	-	
6213	Offices of other health practitioners	2 011	9 425	42 312	472	333	96	29	12	2	-	-	-	-	
62131	Offices of chiropractors	442	1 569	6 967	150	123	21	5	1	-	-	-	-	-	
621310	Offices of chiropractors	442	1 569	6 967	150	123	21	5	1	-	-	-	-	-	
62132	Offices of optometrists	417	1 879	7 739	95	55	33	6	1	-	-	-	-	-	
621320	Offices of optometrists	417	1 879	7 739	95	55	33	6	1	-	-	-	-	-	
62133	Offices of other mental health practitioners	591	2 805	12 632	69	44	8	7	8	2	-	-	-	-	
621330	Offices of other mental health practitioners	591	2 805	12 632	69	44	8	7	8	2	-	-	-	-	
62134	Offices of PT, OT, speech therapy & audiology	384	2 142	9 777	95	61	26	6	2	-	-	-	-	-	
621340	Offices of PT, OT, speech therapy & audiology	384	2 142	9 777	95	61	26	6	2	-	-	-	-	-	
62139	Offices of all other health practitioners	177	1 030	5 197	63	50	8	5	-	-	-	-	-	-	
621391	Offices of podiatrists	56	283	1 620	18	13	3	2	-	-	-	-	-	-	
621399	Offices of all other misc health practitioners	121	747	3 577	45	37	5	3	-	-	-	-	-	-	
6214	Outpatient care centers	1 652	10 342	43 384	113	48	23	17	17	7	1	-	-	-	
62141	Family planning centers	(B)	(D)	(D)	12	4	4	3	1	-	-	-	-	-	
621410	Family planning centers	(B)	(D)	(D)	12	4	4	3	1	-	-	-	-	-	
62142	Outpatient mental health, substance abuse ctrs	708	4 062	17 127	54	28	10	7	4	5	-	-	-	-	
621420	Outpatient mental health, substance abuse ctrs	708	4 062	17 127	54	28	10	7	4	5	-	-	-	-	
62149	Other outpatient care centers	(F)	(D)	(D)	47	16	9	7	12	2	1	-	-	-	
621492	Kidney dialysis centers	(B)	(D)	(D)	4	1	-	2	-	-	-	-	-	-	
621493	Freestanding ambulatory surgery, emergency ctr	(C)	(D)	(D)	12	1	3	5	-	-	-	-	-	-	
621498	All other outpatient care centers	586	3 564	15 683	31	14	5	4	5	2	1	-	-	-	
6215	Medical & diagnostic laboratories	237	1 815	7 063	22	13	2	4	2	-	1	-	-	-	
62151	Medical & diagnostic laboratories	237	1 815	7 063	22	13	2	4	2	-	1	-	-	-	
621511	Medical laboratories	213	1 696	5 772	12	4	1	4	2	-	1	-	-	-	
621512	Diagnostic Imaging centers	24	119	1 291	10	9	1	-	-	-	-	-	-	-	
6216	Home health care services	2 015	6 131	25 197	47	21	6	6	7	2	2	2	1	-	
62161	Home health care services	2 015	6 131	25 197	47	21	6	6	7	2	2	2	1	-	
621610	Home health care services	2 015	6 131	25 197	47	21	6	6	7	2	2	2	1	-	

See footnotes at end of table.

**Table 2. The State—Employees, Payroll, and Establishments by Industry: 2001—Con.**

[Excludes most government employees, railroad employees, and self-employed persons. Size class 1 to 4 includes establishments with payroll, but no employees, during mid-March pay period. (D) denotes figures withheld to avoid disclosing data for individual companies; the data are included in broader industry totals. For explanation of terms, abbreviations, and data reliability/comparability, see introductory text]

NAICS code	Industry	Number of employees for week including March 12	Payroll (\$1,000)		Total number of establishments	Number of establishments by employment-size class										
			First quarter	Annual		1 to 4	5 to 9	10 to 19	20 to 49	50 to 99	100 to 249	250 to 499	500 to 999	1,000 or more		
<b>62</b>	<b>Health care and social assistance—Con.</b>															
621	Ambulatory health care services—Con.															
6219	Other ambulatory health care services .....	342	1 530	7 569	29	14	5	4	4	2	—	—	—	—	—	—
62191	Ambulance services .....	232	1 011	5 316	19	8	3	4	3	1	—	—	—	—	—	—
621910	Ambulance services .....	232	1 011	5 316	19	8	3	4	3	1	—	—	—	—	—	—
62199	All other ambulatory health care services ..	110	519	2 253	10	6	2	—	1	1	—	—	—	—	—	—
621991	Blood & organ banks .....	(B)	(D)	(D)	2	1	—	—	—	1	—	—	—	—	—	—
621999	All oth misc ambulatory health care services .....	(B)	(D)	(D)	8	5	2	—	1	—	—	—	—	—	—	—
622	Hospitals .....	(J)	(D)	(D)	64	2	1	3	5	13	22	7	6	5	5	5
6221	General medical & surgical hospitals .....	17 160	123 493	531 081	54	1	—	—	3	13	20	7	5	5	5	5
62211	General medical & surgical hospitals .....	17 160	123 493	531 081	54	1	—	—	3	13	20	7	5	5	5	5
622110	General medical & surgical hospitals ....	17 160	123 493	531 081	54	1	—	—	3	13	20	7	5	5	5	5
6222	Psychiatric & substance abuse hospitals ....	(F)	(D)	(D)	9	—	1	3	2	—	2	—	1	—	—	—
62221	Psychiatric & substance abuse hospitals ..	(F)	(D)	(D)	9	—	1	3	2	—	2	—	1	—	—	—
622210	Psychiatric & substance abuse hospitals .....	(F)	(D)	(D)	9	—	1	3	2	—	2	—	1	—	—	—
6223	Other specialty hospitals .....	(A)	(D)	(D)	1	1	—	—	—	—	—	—	—	—	—	—
62231	Other specialty hospitals .....	(A)	(D)	(D)	1	1	—	—	—	—	—	—	—	—	—	—
622310	Other specialty hospitals .....	(A)	(D)	(D)	1	1	—	—	—	—	—	—	—	—	—	—
623	Nursing & residential care facilities .....	9 190	36 226	151 867	300	51	55	90	46	40	15	3	—	—	—	—
6231	Nursing care facilities .....	4 854	20 579	85 567	73	6	3	5	15	31	12	1	—	—	—	—
62311	Nursing care facilities .....	4 854	20 579	85 567	73	6	3	5	15	31	12	1	—	—	—	—
623110	Nursing care facilities .....	4 854	20 579	85 567	73	6	3	5	15	31	12	1	—	—	—	—
6232	Residential mental retardation, health facil ...	1 624	5 903	23 951	99	11	25	48	13	1	—	1	—	—	—	—
62321	Residential mental retardation facilities ...	895	2 672	11 230	61	6	15	30	9	1	—	—	—	—	—	—
623210	Residential mental retardation facilities ...	895	2 672	11 230	61	6	15	30	9	1	—	—	—	—	—	—
62322	Residential mental health, subst abuse facil .....	729	3 231	12 721	38	5	10	18	4	—	—	1	—	—	—	—
623220	Residential mental health, subst abuse facil .....	729	3 231	12 721	38	5	10	18	4	—	—	1	—	—	—	—
6233	Community care facilities for the elderly ...	2 021	6 924	30 001	89	24	20	25	11	6	2	1	—	—	—	—
62331	Community care facilities for the elderly ...	2 021	6 924	30 001	89	24	20	25	11	6	2	1	—	—	—	—
623311	Continuing care retirement communities .....	1 011	3 766	16 780	25	4	4	7	5	3	1	1	—	—	—	—
623312	Homes for the elderly .....	1 010	3 158	13 221	64	20	16	18	6	3	1	—	—	—	—	—
6239	Other residential care facilities .....	691	2 820	12 348	39	10	7	12	7	2	1	—	—	—	—	—
62399	Other residential care facilities .....	691	2 820	12 348	39	10	7	12	7	2	1	—	—	—	—	—
623990	Other residential care facilities .....	691	2 820	12 348	39	10	7	12	7	2	1	—	—	—	—	—
624	Social assistance .....	(I)	(D)	(D)	856	504	153	95	68	25	10	1	—	—	—	—
6241	Individual & family services .....	4 263	14 932	62 349	321	163	58	43	38	12	7	—	—	—	—	—
62411	Child & youth services .....	564	2 124	8 983	53	23	14	9	5	2	—	—	—	—	—	—
624110	Child & youth services .....	564	2 124	8 983	53	23	14	9	5	2	—	—	—	—	—	—
62412	Services for elderly & disabled persons .....	1 856	5 214	21 814	109	46	21	20	12	6	4	—	—	—	—	—
624120	Services for elderly & disabled persons ...	1 856	5 214	21 814	109	46	21	20	12	6	4	—	—	—	—	—
62419	Other individual & family services .....	1 843	7 594	31 552	159	94	23	14	21	4	3	—	—	—	—	—
624190	Other individual & family services .....	1 843	7 594	31 552	159	94	23	14	21	4	3	—	—	—	—	—
6242	Community, emergency & other relief services .....	(F)	(D)	(D)	76	41	21	9	4	1	—	—	—	—	—	—
62421	Community food services .....	(C)	(D)	(D)	31	18	11	2	—	—	—	—	—	—	—	—
624210	Community food services .....	(C)	(D)	(D)	31	18	11	2	—	—	—	—	—	—	—	—
62422	Community housing services .....	326	1 262	5 608	32	15	6	6	4	1	—	—	—	—	—	—
624221	Temporary shelters .....	(C)	(D)	(D)	22	10	4	4	4	—	—	—	—	—	—	—
624229	Other community housing services .....	(C)	(D)	(D)	10	5	2	2	—	1	—	—	—	—	—	—
62423	Emergency & other relief services .....	(B)	(D)	(D)	13	8	4	1	—	—	—	—	—	—	—	—
624230	Emergency & other relief services .....	(B)	(D)	(D)	13	8	4	1	—	—	—	—	—	—	—	—
6243	Vocational rehabilitation services .....	1 508	5 261	22 393	62	31	9	5	8	5	3	1	—	—	—	—
62431	Vocational rehabilitation services .....	1 508	5 261	22 393	62	31	9	5	8	5	3	1	—	—	—	—
624310	Vocational rehabilitation services .....	1 508	5 261	22 393	62	31	9	5	8	5	3	1	—	—	—	—
6244	Child day care services .....	2 312	5 510	22 460	397	269	65	38	18	7	—	—	—	—	—	—
62441	Child day care services .....	2 312	5 510	22 460	397	269	65	38	18	7	—	—	—	—	—	—
624410	Child day care services .....	2 312	5 510	22 460	397	269	65	38	18	7	—	—	—	—	—	—
<b>71</b>	<b>Arts, entertainment &amp; recreation .....</b>	<b>7 402</b>	<b>20 843</b>	<b>95 660</b>	<b>866</b>	<b>520</b>	<b>133</b>	<b>112</b>	<b>80</b>	<b>15</b>	<b>6</b>	<b>—</b>	<b>—</b>	<b>—</b>	<b>—</b>	<b>—</b>
711	Performing arts, spectator sports & related industries .....	(F)	(D)	(D)	120	97	12	6	2	2	1	—	—	—	—	—
7111	Performing arts companies .....	(E)	(D)	(D)	36	24	4	4	1	2	1	—	—	—	—	—
71111	Theater companies & dinner theaters .....	293	602	2 836	18	11	3	1	—	2	1	—	—	—	—	—
711110	Theater companies & dinner theaters ....	293	602	2 836	18	11	3	1	—	2	1	—	—	—	—	—
71112	Dance companies .....	(A)	(D)	(D)	1	1	—	—	—	—	—	—	—	—	—	—
711120	Dance companies .....	(A)	(D)	(D)	1	1	—	—	—	—	—	—	—	—	—	—
71113	Musical groups & artists .....	(B)	(D)	(D)	14	11	—	2	1	—	—	—	—	—	—	—
711130	Musical groups & artists .....	(B)	(D)	(D)	14	11	—	2	1	—	—	—	—	—	—	—
71119	Other performing arts companies .....	(B)	(D)	(D)	3	1	1	1	—	—	—	—	—	—	—	—
711190	Other performing arts companies .....	(B)	(D)	(D)	3	1	1	1	—	—	—	—	—	—	—	—
7112	Spectator sports .....	(B)	(D)	(D)	17	16	1	—	—	—	—	—	—	—	—	—
71121	Spectator sports .....	(B)	(D)	(D)	17	16	1	—	—	—	—	—	—	—	—	—
711211	Sports teams and clubs .....	(A)	(D)	(D)	6	6	—	—	—	—	—	—	—	—	—	—
711212	Racetracks .....	(A)	(D)	(D)	3	3	—	—	—	—	—	—	—	—	—	—
711219	Other spectator sports .....	(A)	(D)	(D)	8	7	1	—	—	—	—	—	—	—	—	—
7113	Promoters of entertainment events .....	(B)	(D)	(D)	20	17	2	—	1	—	—	—	—	—	—	—
71131	Promoters of entertainment events with facility .....	10	7	35	4	3	1	—	—	—	—	—	—	—	—	—
711310	Promoters of entertainment events with facility .....	10	7	35	4	3	1	—	—	—	—	—	—	—	—	—
71132	Promoters of entertainment events without facility .....	(B)	(D)	(D)	16	14	1	—	1	—	—	—	—	—	—	—
711320	Promoters of entertainment events without facility .....	(B)	(D)	(D)	16	14	1	—	1	—	—	—	—	—	—	—

See footnotes at end of table.

**Table 2. The State—Employees, Payroll, and Establishments by Industry: 2001—Con.**

[Excludes most government employees, railroad employees, and self-employed persons. Size class 1 to 4 includes establishments with payroll, but no employees, during mid-March pay period. (D) denotes figures withheld to avoid disclosing data for individual companies; the data are included in broader industry totals. For explanation of terms, abbreviations, and data reliability/comparability, see introductory text]

NAICS code	Industry	Number of employees for week including March 12	Payroll (\$1,000)		Total number of establishments	Number of establishments by employment-size class								
			First quarter	Annual		1 to 4	5 to 9	10 to 19	20 to 49	50 to 99	100 to 249	250 to 499	500 to 999	1,000 or more
<b>71</b>	<b>Arts, entertainment &amp; recreation—Con.</b>													
711	Performing arts, spectator sports & related industries—Con.													
7114	Agents, managers for artists & other public figures.....	(B)	(D)	(D)	10	6	4	—	—	—	—	—	—	—
71141	Agents, managers for artists & other public figures.....	(B)	(D)	(D)	10	6	4	—	—	—	—	—	—	—
711410	Agents, managers for artists & other public figures.....	(B)	(D)	(D)	10	6	4	—	—	—	—	—	—	—
7115	Independent artists, writers & performers ...	(B)	(D)	(D)	37	34	1	2	—	—	—	—	—	—
71151	Independent artists, writers & performers ...	(B)	(D)	(D)	37	34	1	2	—	—	—	—	—	—
711510	Independent artists, writers & performers .....	(B)	(D)	(D)	37	34	1	2	—	—	—	—	—	—
712	Museums, historical sites & like institutions ...	276	863	4 015	61	44	10	5	2	—	—	—	—	—
7121	Museums, historical sites & like institutions ..	276	863	4 015	61	44	10	5	2	—	—	—	—	—
71211	Museums .....	202	647	2 944	45	33	8	2	2	—	—	—	—	—
712110	Museums .....	202	647	2 944	45	33	8	2	2	—	—	—	—	—
71212	Historical sites .....	(B)	(D)	(D)	9	6	2	1	—	—	—	—	—	—
712120	Historical sites .....	(B)	(D)	(D)	9	6	2	1	—	—	—	—	—	—
71213	Zoos & botanical gardens .....	(A)	(D)	(D)	1	—	—	1	—	—	—	—	—	—
712130	Zoos & botanical gardens .....	(A)	(D)	(D)	1	—	—	1	—	—	—	—	—	—
71219	Nature parks & other similar institutions ...	(B)	(D)	(D)	6	5	—	1	—	—	—	—	—	—
712190	Nature parks & other similar institutions ..	(B)	(D)	(D)	6	5	—	1	—	—	—	—	—	—
713	Amusement, gambling & recreation industries ..	(I)	(D)	(D)	685	379	111	101	76	13	5	—	—	—
7131	Amusement parks & arcades .....	(C)	(D)	(D)	14	8	2	2	2	—	—	—	—	—
71311	Amusement & theme parks .....	(A)	(D)	(D)	5	5	—	—	—	—	—	—	—	—
713110	Amusement & theme parks .....	(A)	(D)	(D)	5	5	—	—	—	—	—	—	—	—
71312	Amusement arcades .....	(C)	(D)	(D)	9	3	2	2	2	—	—	—	—	—
713120	Amusement arcades .....	(C)	(D)	(D)	9	3	2	2	2	—	—	—	—	—
7132	Gambling industries .....	(G)	(D)	(D)	183	45	48	58	30	2	—	—	—	—
71321	Casinos (except hotel casinos) .....	(B)	(D)	(D)	12	4	5	1	2	—	—	—	—	—
713210	Casinos (except hotel casinos) .....	(B)	(D)	(D)	12	4	5	1	2	—	—	—	—	—
71329	Other gambling industries .....	1 988	6 193	24 819	171	41	43	57	28	2	—	—	—	—
713290	Other gambling industries .....	1 988	6 193	24 819	171	41	43	57	28	2	—	—	—	—
7139	Other amusement & recreation industries ...	(H)	(D)	(D)	488	326	61	41	44	11	5	—	—	—
71391	Golf courses & country clubs .....	569	2 043	13 889	69	39	11	11	8	—	—	—	—	—
713910	Golf courses & country clubs .....	569	2 043	13 889	69	39	11	11	8	—	—	—	—	—
71392	Skiing facilities .....	(F)	(D)	(D)	15	4	3	1	1	4	2	—	—	—
713920	Skiing facilities .....	(F)	(D)	(D)	15	4	3	1	1	4	2	—	—	—
71393	Marinas .....	32	92	631	13	11	1	1	—	—	—	—	—	—
713930	Marinas .....	32	92	631	13	11	1	1	—	—	—	—	—	—
71394	Fitness & recreational sports centers .....	1 642	3 285	15 082	130	85	13	8	14	7	3	—	—	—
713940	Fitness & recreational sports centers ....	1 642	3 285	15 082	130	85	13	8	14	7	3	—	—	—
71395	Bowling centers .....	716	1 646	5 986	50	13	10	12	15	—	—	—	—	—
713950	Bowling centers .....	716	1 646	5 986	50	13	10	12	15	—	—	—	—	—
71399	All other amusement & recreation industries .....	574	2 095	12 185	211	174	23	8	6	—	—	—	—	—
713990	All other amusement & recreation industries .....	574	2 095	12 185	211	174	23	8	6	—	—	—	—	—
<b>72</b>	<b>Accommodation &amp; food services .....</b>	<b>39 599</b>	<b>91 358</b>	<b>398 472</b>	<b>3 148</b>	<b>1 271</b>	<b>610</b>	<b>616</b>	<b>541</b>	<b>92</b>	<b>16</b>	<b>1</b>	<b>1</b>	<b>—</b>
721	Accommodation .....	9 018	26 958	115 954	667	352	83	119	78	22	11	1	1	—
7211	Traveler accommodation.....	(I)	(D)	(D)	524	230	72	112	76	21	11	1	1	—
72111	Hotels (exc casino hotels) & motels .....	8 025	23 563	96 602	471	192	67	108	72	20	10	1	1	—
721110	Hotels (exc casino hotels) & motels ....	8 025	23 563	96 602	471	192	67	108	72	20	10	1	1	—
72112	Casino hotels .....	(E)	(D)	(D)	11	2	2	2	3	1	1	—	—	—
721120	Casino hotels .....	(E)	(D)	(D)	11	2	2	2	3	1	1	—	—	—
72119	Other traveler accommodation .....	(C)	(D)	(D)	42	36	3	2	1	—	—	—	—	—
721191	Bed & breakfast inns .....	(B)	(D)	(D)	28	22	3	2	1	—	—	—	—	—
721199	All other traveler accommodation .....	(B)	(D)	(D)	14	14	—	—	—	—	—	—	—	—
7212	RV parks & recreational camps .....	(E)	(D)	(D)	120	101	9	7	2	1	—	—	—	—
72121	RV parks & recreational camps .....	(E)	(D)	(D)	120	101	9	7	2	1	—	—	—	—
721211	RV parks & campgrounds .....	(C)	(D)	(D)	51	43	2	5	1	—	—	—	—	—
721214	Recreational, vacation camps (exc campgrounds) .....	264	1 364	8 609	69	58	7	2	1	1	—	—	—	—
7213	Rooming & boarding houses .....	(B)	(D)	(D)	23	21	2	—	—	—	—	—	—	—
72131	Rooming & boarding houses .....	(B)	(D)	(D)	23	21	2	—	—	—	—	—	—	—
721310	Rooming & boarding houses .....	(B)	(D)	(D)	23	21	2	—	—	—	—	—	—	—
722	Food services & drinking places .....	30 581	64 400	282 518	2 481	919	527	497	463	70	5	—	—	—
7221	Full-service restaurants .....	14 459	32 959	145 266	977	315	194	197	223	44	4	—	—	—
72211	Full-service restaurants .....	14 459	32 959	145 266	977	315	194	197	223	44	4	—	—	—
722110	Full-service restaurants .....	14 459	32 959	145 266	977	315	194	197	223	44	4	—	—	—
7222	Limited-service eating places .....	11 328	20 998	91 412	823	265	147	194	193	24	—	—	—	—
72221	Limited-service eating places .....	11 328	20 998	91 412	823	265	147	194	193	24	—	—	—	—
722211	Limited-service restaurants.....	10 037	18 680	81 055	644	170	112	157	184	21	—	—	—	—
722212	Cafeterias .....	171	433	1 377	18	10	3	3	1	1	—	—	—	—
722213	Snack & nonalcoholic beverage bars ...	1 120	1 885	8 980	161	85	32	34	8	2	—	—	—	—
7223	Special food services .....	802	1 762	8 725	83	56	6	11	7	2	1	—	—	—
72231	Food service contractors .....	(F)	(D)	(D)	35	17	2	7	6	2	1	—	—	—
722310	Food service contractors .....	(F)	(D)	(D)	35	17	2	7	6	2	1	—	—	—
72232	Caterers .....	(C)	(D)	(D)	36	27	4	4	1	—	—	—	—	—
722320	Caterers .....	(C)	(D)	(D)	36	27	4	4	1	—	—	—	—	—
72233	Mobile food services .....	(A)	(D)	(D)	12	12	—	—	—	—	—	—	—	—
722330	Mobile food services .....	(A)	(D)	(D)	12	12	—	—	—	—	—	—	—	—
7224	Drinking places (alcoholic beverages) .....	3 992	8 681	37 115	598	283	180	95	40	—	—	—	—	—
72241	Drinking places (alcoholic beverages) ....	3 992	8 681	37 115	598	283	180	95	40	—	—	—	—	—
722410	Drinking places (alcoholic beverages) ..	3 992	8 681	37 115	598	283	180	95	40	—	—	—	—	—

See footnotes at end of table.

**Table 2. The State—Employees, Payroll, and Establishments by Industry: 2001—Con.**

[Excludes most government employees, railroad employees, and self-employed persons. Size class 1 to 4 includes establishments with payroll, but no employees, during mid-March pay period. (D) denotes figures withheld to avoid disclosing data for individual companies; the data are included in broader industry totals. For explanation of terms, abbreviations, and data reliability/comparability, see introductory text]

NAICS code	Industry	Number of employees for week including March 12	Payroll (\$1,000)		Total number of establishments	Number of establishments by employment-size class									
			First quarter	Annual		1 to 4	5 to 9	10 to 19	20 to 49	50 to 99	100 to 249	250 to 499	500 to 999	1,000 or more	
<b>81</b>	<b>Other services (except public administration) .....</b>	<b>14 520</b>	<b>59 455</b>	<b>250 359</b>	<b>3 008</b>	<b>2 017</b>	<b>626</b>	<b>265</b>	<b>86</b>	<b>12</b>	<b>2</b>	—	—	—	
811	Repair & maintenance .....	4 908	25 324	105 893	1 089	739	227	94	26	3	—	—	—	—	
8111	Automotive repair & maintenance .....	3 639	18 072	76 635	779	508	178	71	21	1	—	—	—	—	
81111	Automotive mechanical & electrical R&M ..	1 575	7 911	35 109	443	319	92	29	3	—	—	—	—	—	
811111	General automotive repair .....	1 221	6 133	27 008	357	263	70	21	3	—	—	—	—	—	
811112	Automotive exhaust system repair .....	104	407	2 060	27	19	5	3	—	—	—	—	—	—	
811113	Automotive transmission repair .....	113	710	3 159	25	15	7	3	—	—	—	—	—	—	
811118	Other automotive mechanical & electrical R&M .....	137	661	2 882	34	22	10	2	—	—	—	—	—	—	
81112	Automotive body, paint, interior & glass repair .....	1 258	7 686	31 010	214	123	55	26	9	1	—	—	—	—	
811121	Automotive body, paint & interior R&M ..	1 080	6 348	25 906	176	94	48	25	9	—	—	—	—	—	
811122	Automotive glass replacement shops .....	178	1 338	5 104	38	29	7	1	—	1	—	—	—	—	
81119	Other automotive R&M .....	806	2 475	10 516	122	66	31	16	9	—	—	—	—	—	
811191	Automotive oil change & lubrication shops .....	309	1 003	4 268	38	10	19	6	3	—	—	—	—	—	
811192	Car washes .....	452	1 302	5 534	75	52	8	9	6	—	—	—	—	—	
811198	All other automotive R&M .....	45	170	714	9	4	1	—	—	—	—	—	—	—	
8112	Electronic & precision equipment R&M .....	197	1 050	4 702	62	49	9	4	—	—	—	—	—	—	
81121	Electronic & precision equipment R&M .....	197	1 050	4 702	62	49	9	4	—	—	—	—	—	—	
811211	Consumer electronics R&M .....	48	186	734	15	12	3	—	—	—	—	—	—	—	
811212	Computer & office machine R&M .....	55	356	1 566	22	19	2	1	—	—	—	—	—	—	
811213	Communication equipment R&M .....	50	247	1 263	12	8	2	2	—	—	—	—	—	—	
811219	Other electronic & precision equipment R&M .....	44	261	1 139	13	10	2	1	—	—	—	—	—	—	
8113	Commercial equipment (exc auto & elec) R&M .....	724	4 558	17 834	127	80	29	12	4	2	—	—	—	—	
81131	Commercial equipment (exc auto & elec) R&M .....	724	4 558	17 834	127	80	29	12	4	2	—	—	—	—	
811310	Commercial equipment (exc auto & elec) R&M .....	724	4 558	17 834	127	80	29	12	4	2	—	—	—	—	
8114	Personal & household goods R&M .....	348	1 644	6 722	121	102	11	7	1	—	—	—	—	—	
81141	Home, garden equipment & appliance R&M .....	163	921	3 730	39	28	6	4	1	—	—	—	—	—	
811411	Home & garden equipment R&M .....	(B)	(D)	(D)	15	13	—	1	1	—	—	—	—	—	
811412	Appliance repair & maintenance .....	(B)	(D)	(D)	24	15	6	3	—	—	—	—	—	—	
81142	Reupholstery & furniture repair .....	80	305	1 261	26	22	2	2	—	—	—	—	—	—	
811420	Reupholstery & furniture repair .....	80	305	1 261	26	22	2	2	—	—	—	—	—	—	
81143	Footwear & leather goods repair .....	15	51	233	11	11	—	—	—	—	—	—	—	—	
811430	Footwear & leather goods repair .....	15	51	233	11	11	—	—	—	—	—	—	—	—	
81149	Other personal & household goods R&M ..	90	367	1 498	45	41	3	1	—	—	—	—	—	—	
811490	Other personal & household goods R&M ..	90	367	1 498	45	41	3	1	—	—	—	—	—	—	
812	Personal & laundry services .....	2 572	9 359	40 099	562	385	111	49	15	2	—	—	—	—	
8121	Personal care services .....	959	2 783	11 834	247	177	42	25	3	—	—	—	—	—	
81211	Hair, nail & skin care services .....	(F)	(D)	(D)	211	151	38	19	3	—	—	—	—	—	
812111	Barber shops .....	(A)	(D)	(D)	10	9	—	—	—	—	—	—	—	—	
812112	Beauty salons .....	779	2 481	10 408	193	135	37	19	2	—	—	—	—	—	
812113	Nail salons .....	(B)	(D)	(D)	8	7	—	1	—	—	—	—	—	—	
81219	Other personal care services .....	(C)	(D)	(D)	36	26	4	6	—	—	—	—	—	—	
812191	Diet & weight reducing centers .....	(B)	(D)	(D)	11	6	2	3	—	—	—	—	—	—	
812199	Other personal care services .....	(B)	(D)	(D)	25	20	2	3	—	—	—	—	—	—	
8122	Death care services .....	(E)	(D)	(D)	98	62	26	10	—	—	—	—	—	—	
81221	Funeral homes .....	(E)	(D)	(D)	66	36	20	10	—	—	—	—	—	—	
812210	Funeral homes .....	(E)	(D)	(D)	66	36	20	10	—	—	—	—	—	—	
81222	Cemeteries & crematories .....	(B)	(D)	(D)	32	26	6	—	—	—	—	—	—	—	
812220	Cemeteries & crematories .....	(B)	(D)	(D)	32	26	6	—	—	—	—	—	—	—	
8123	Drycleaning & laundry services .....	889	3 177	13 519	105	55	25	13	10	2	—	—	—	—	
81231	Coin-operated laundries & drycleaners ..	165	352	1 487	44	32	10	2	—	—	—	—	—	—	
812310	Coin-operated laundries & drycleaners ..	165	352	1 487	44	32	10	2	—	—	—	—	—	—	
81232	Drycleaning & laundry services (exc coin-op) .....	364	1 142	4 940	48	22	14	8	4	—	—	—	—	—	
812320	Drycleaning & laundry services (exc coin-op) .....	364	1 142	4 940	48	22	14	8	4	—	—	—	—	—	
81233	Linen & uniform supply .....	360	1 683	7 092	13	1	3	6	2	—	—	—	—	—	
812331	Linen supply .....	167	706	2 979	6	1	—	1	3	1	—	—	—	—	
812332	Industrial launderers .....	193	977	4 113	7	—	1	2	3	1	—	—	—	—	
8129	Other personal services .....	(E)	(D)	(D)	112	91	18	1	2	—	—	—	—	—	
81291	Pet care (except veterinary) services .....	(B)	(D)	(D)	40	36	4	—	—	—	—	—	—	—	
812910	Pet care (except veterinary) services .....	(B)	(D)	(D)	40	36	4	—	—	—	—	—	—	—	
81292	Photofinishing .....	(C)	(D)	(D)	29	19	7	1	2	—	—	—	—	—	
812921	Photofinishing laboratories (except one-hour) .....	(C)	(D)	(D)	13	9	1	1	2	—	—	—	—	—	
812922	One-hour photofinishing .....	55	193	775	16	10	6	—	—	—	—	—	—	—	
81293	Parking lots & garages .....	(B)	(D)	(D)	11	7	4	—	—	—	—	—	—	—	
812930	Parking lots & garages .....	(B)	(D)	(D)	11	7	4	—	—	—	—	—	—	—	
81299	All other personal services .....	(B)	(D)	(D)	32	29	3	—	—	—	—	—	—	—	
812990	All other personal services .....	(B)	(D)	(D)	32	29	3	—	—	—	—	—	—	—	
813	Religious, grantmaking, civic, prof & like organizations .....	7 040	24 772	104 367	1 357	893	288	122	45	7	2	—	—	—	
8131	Religious organizations .....	3 741	9 840	41 035	668	414	164	56	29	4	1	—	—	—	
81311	Religious organizations .....	3 741	9 840	41 035	668	414	164	56	29	4	1	—	—	—	
813110	Religious organizations .....	3 741	9 840	41 035	668	414	164	56	29	4	1	—	—	—	
8132	Grantmaking & giving services .....	284	1 696	7 086	59	45	10	2	1	1	—	—	—	—	
81321	Grantmaking & giving services .....	284	1 696	7 086	59	45	10	2	1	1	—	—	—	—	
813211	Grantmaking foundations .....	119	812	3 352	24	17	4	2	1	—	—	—	—	—	
813212	Voluntary health organizations .....	(B)	(D)	(D)	14	13	1	—	—	—	—	—	—	—	
813219	Other grantmaking & giving services .....	(C)	(D)	(D)	21	15	5	—	—	1	—	—	—	—	

See footnotes at end of table.

**Table 2. The State—Employees, Payroll, and Establishments by Industry: 2001—Con.**

[Excludes most government employees, railroad employees, and self-employed persons. Size class 1 to 4 includes establishments with payroll, but no employees, during mid-March pay period. (D) denotes figures withheld to avoid disclosing data for individual companies; the data are included in broader industry totals. For explanation of terms, abbreviations, and data reliability/comparability, see introductory text]

NAICS code	Industry	Number of employees for week including March 12	Payroll (\$1,000)		Total number of establishments	Number of establishments by employment-size class								
			First quarter	Annual		1 to 4	5 to 9	10 to 19	20 to 49	50 to 99	100 to 249	250 to 499	500 to 999	1,000 or more
<b>81</b>	<b>Other services (except public administration)—Con.</b>													
813	Religious, grantmaking, civic, prof & like organizations—Con.													
8133	Social advocacy organizations .....	574	2 934	13 302	112	75	20	12	4	1	—	—	—	—
81331	Social advocacy organizations .....	574	2 934	13 302	112	75	20	12	4	1	—	—	—	—
813311	Human rights organizations .....	(B)	(D)	(D)	10	7	1	2	—	—	—	—	—	—
813312	Environment & wildlife organizations ...	337	1 825	8 782	69	44	15	7	3	—	—	—	—	—
813319	Other social advocacy organizations ...	(C)	(D)	(D)	33	24	4	3	1	1	—	—	—	—
8134	Civic & social organizations .....	1 168	3 378	13 161	212	133	45	27	6	—	1	—	—	—
81341	Civic & social organizations .....	1 168	3 378	13 161	212	133	45	27	6	—	1	—	—	—
813410	Civic & social organizations .....	1 168	3 378	13 161	212	133	45	27	6	—	1	—	—	—
8139	Business, labor, political, like organizations...	1 273	6 924	29 783	306	226	49	25	5	1	—	—	—	—
81391	Business associations .....	458	2 728	11 350	121	94	16	10	1	—	—	—	—	—
813910	Business associations .....	458	2 728	11 350	121	94	16	10	1	—	—	—	—	—
81392	Professional organizations .....	204	1 391	6 800	31	21	6	1	2	1	—	—	—	—
813920	Professional organizations .....	204	1 391	6 800	31	21	6	1	2	1	—	—	—	—
81393	Labor unions & similar labor organizations .....	297	1 606	6 678	67	43	16	7	1	—	—	—	—	—
813930	Labor unions & similar labor organizations .....	297	1 606	6 678	67	43	16	7	1	—	—	—	—	—
81394	Political organizations .....	49	217	1 015	13	9	3	1	—	—	—	—	—	—
813940	Political organizations .....	49	217	1 015	13	9	3	1	—	—	—	—	—	—
81399	Oth similar organizations (exc business, prof, labor, pol) .....	265	982	3 940	74	59	8	6	1	—	—	—	—	—
813990	Oth similar organizations (exc business, prof, labor, pol) .....	265	982	3 940	74	59	8	6	1	—	—	—	—	—
<b>95</b>	<b>Auxiliaries (exc corporate, subsidiary &amp; regional mgt) .....</b>	<b>678</b>	<b>5 510</b>	<b>24 241</b>	<b>57</b>	<b>33</b>	<b>4</b>	<b>9</b>	<b>9</b>	<b>1</b>	<b>1</b>	<b>—</b>	<b>—</b>	<b>—</b>
<b>99</b>	<b>Unclassified establishments .....</b>	<b>422</b>	<b>1 192</b>	<b>6 381</b>	<b>403</b>	<b>386</b>	<b>10</b>	<b>4</b>	<b>3</b>	<b>—</b>	<b>—</b>	<b>—</b>	<b>—</b>	<b>—</b>

Note: Employment-size classes are indicated as follows: A—0 to 19; B—20 to 99; C—100 to 249; E—250 to 499; F—500 to 999; G—1,000 to 2,499; H—2,500 to 4,999; I—5,000 to 9,999; J—10,000 to 24,999; K—25,000 to 49,999; L—50,000 to 99,999; M—100,000 or more.

**Table 3. The State—Employees and Annual Payroll by Employment-Size Class: 2001**

[Excludes most government employees, railroad employees, and self-employed persons. Size class 1 to 4 includes establishments with payroll, but no employees, during mid-March pay period. (D) denotes figures withheld to avoid disclosing data for individual companies; the data are included in broader industry totals. For explanation of terms, abbreviations, and data reliability/comparability, see introductory text]

NAICS code	Major group	Total	Employment-size class								
			1 to 4	5 to 9	10 to 19	20 to 49	50 to 99	100 to 249	250 to 499	500 to 999	1,000 or more
	<b>Total number of employees ..</b>	<b>301 460</b>	<b>31 457</b>	<b>41 012</b>	<b>49 143</b>	<b>64 558</b>	<b>41 299</b>	<b>34 929</b>	<b>17 398</b>	<b>10 589</b>	<b>11 075</b>
	<b>Total payroll, annual (\$1,000) .....</b>	<b>7 226 881</b>	<b>781 953</b>	<b>843 854</b>	<b>1 055 695</b>	<b>1 438 837</b>	<b>986 356</b>	<b>917 885</b>	<b>481 255</b>	<b>314 348</b>	<b>406 698</b>
<b>11</b>	<b>FORESTRY, FISHING, HUNTING, AND AGRICULTURE SUPPORT</b>										
	<b>Number of employees .....</b>	<b>1 616</b>	<b>397</b>	<b>421</b>	<b>319</b>	(D)	(D)	(D)	-	-	-
	<b>Payroll, annual (\$1,000) .....</b>	<b>46 712</b>	<b>11 067</b>	<b>10 438</b>	<b>8 016</b>	(D)	(D)	(D)	-	-	-
113	Forestry and logging										
	Number of employees .....	(G)	(D)	(D)	(D)	(D)	(D)	-	-	-	-
	Payroll, annual (\$1,000) .....	(D)	(D)	(D)	(D)	(D)	(D)	-	-	-	-
114	Fishing, hunting & trapping										
	Number of employees .....	(C)	(D)	-	(D)	-	-	(D)	-	-	-
	Payroll, annual (\$1,000) .....	(D)	(D)	-	(D)	-	-	(D)	-	-	-
115	Agriculture & forestry support activities										
	Number of employees .....	(C)	(D)	(D)	(D)	(D)	-	-	-	-	-
	Payroll, annual (\$1,000) .....	(D)	(D)	(D)	(D)	(D)	-	-	-	-	-
<b>21</b>	<b>MINING</b>										
	<b>Number of employees .....</b>	<b>4 486</b>	<b>285</b>	<b>250</b>	(D)	<b>569</b>	(D)	<b>887</b>	(D)	-	(D)
	<b>Payroll, annual (\$1,000) .....</b>	<b>235 770</b>	<b>20 404</b>	<b>9 305</b>	(D)	<b>26 765</b>	(D)	<b>43 025</b>	(D)	-	(D)
211	Oil & gas extraction										
	Number of employees .....	320	83	(D)	(D)	95	-	-	-	-	-
	Payroll, annual (\$1,000) .....	21 364	6 851	(D)	(D)	6 929	-	-	-	-	-
212	Mining (except oil & gas)										
	Number of employees .....	2 754	57	(D)	(D)	165	(D)	(D)	-	-	(D)
	Payroll, annual (\$1,000) .....	157 246	2 611	(D)	(D)	7 111	(D)	(D)	-	-	(D)
213	Mining support activities										
	Number of employees .....	1 412	145	(D)	(D)	309	(D)	(D)	(D)	-	-
	Payroll, annual (\$1,000) .....	57 160	10 942	(D)	(D)	12 725	(D)	(D)	(D)	-	-
<b>22</b>	<b>UTILITIES</b>										
	<b>Number of employees .....</b>	<b>2 825</b>	<b>237</b>	(D)	<b>280</b>	<b>746</b>	<b>588</b>	(D)	(D)	-	-
	<b>Payroll, annual (\$1,000) .....</b>	<b>162 504</b>	<b>10 188</b>	(D)	<b>16 025</b>	<b>44 026</b>	<b>34 854</b>	(D)	(D)	-	-
221	Utilities										
	Number of employees .....	2 825	237	(D)	280	746	588	(D)	(D)	-	-
	Payroll, annual (\$1,000) .....	162 504	10 188	(D)	16 025	44 026	34 854	(D)	(D)	-	-
<b>23</b>	<b>CONSTRUCTION</b>										
	<b>Number of employees .....</b>	<b>18 607</b>	<b>4 190</b>	<b>4 004</b>	<b>3 238</b>	<b>3 376</b>	<b>2 148</b>	(D)	(D)	-	-
	<b>Payroll, annual (\$1,000) .....</b>	<b>635 106</b>	<b>121 413</b>	<b>104 405</b>	<b>96 894</b>	<b>129 386</b>	<b>96 986</b>	(D)	(D)	-	-
233	Building, developing & general contracting										
	Number of employees .....	5 942	1 471	1 304	1 056	1 112	(D)	(D)	-	-	-
	Payroll, annual (\$1,000) .....	169 435	40 200	31 475	28 551	33 338	(D)	(D)	-	-	-
234	Heavy construction										
	Number of employees .....	3 435	244	404	463	653	811	860	-	-	-
	Payroll, annual (\$1,000) .....	185 522	13 528	13 502	16 172	35 434	46 657	60 229	-	-	-
235	Special trade contractors										
	Number of employees .....	9 230	2 475	2 296	1 719	1 611	(D)	-	(D)	-	-
	Payroll, annual (\$1,000) .....	280 149	67 685	59 428	52 171	60 614	(D)	-	(D)	-	-
<b>31-33</b>	<b>MANUFACTURING</b>										
	<b>Number of employees .....</b>	<b>20 759</b>	<b>1 069</b>	<b>1 700</b>	<b>1 919</b>	<b>3 309</b>	<b>3 702</b>	<b>4 120</b>	<b>2 723</b>	(D)	(D)
	<b>Payroll, annual (\$1,000) .....</b>	<b>646 323</b>	<b>23 140</b>	<b>31 801</b>	<b>49 390</b>	<b>85 750</b>	<b>116 851</b>	<b>140 570</b>	<b>114 049</b>	(D)	(D)
311	Food mfg										
	Number of employees .....	2 522	(D)	282	189	402	649	(D)	(D)	-	-
	Payroll, annual (\$1,000) .....	65 790	(D)	4 036	3 399	10 254	19 414	(D)	(D)	-	-
312	Beverage & tobacco product mfg										
	Number of employees .....	(E)	(D)	(D)	(D)	(D)	(D)	-	-	-	-
	Payroll, annual (\$1,000) .....	(D)	(D)	(D)	(D)	(D)	(D)	-	-	-	-
313	Textile mills										
	Number of employees .....	52	(D)	(D)	(D)	-	-	-	-	-	-
	Payroll, annual (\$1,000) .....	1 008	(D)	(D)	(D)	-	-	-	-	-	-
314	Textile product mills										
	Number of employees .....	(C)	(D)	(D)	(D)	(D)	(D)	-	-	-	-
	Payroll, annual (\$1,000) .....	(D)	(D)	(D)	(D)	(D)	(D)	-	-	-	-
315	Apparel manufacturing										
	Number of employees .....	(B)	(D)	(D)	(D)	(D)	-	-	-	-	-
	Payroll, annual (\$1,000) .....	(D)	(D)	(D)	(D)	(D)	-	-	-	-	-
316	Leather & allied product mfg										
	Number of employees .....	147	(D)	(D)	(D)	(D)	-	-	-	-	-
	Payroll, annual (\$1,000) .....	2 026	(D)	(D)	(D)	(D)	-	-	-	-	-
321	Wood product mfg										
	Number of employees .....	4 847	95	170	(D)	455	1 031	1 638	(D)	(D)	-
	Payroll, annual (\$1,000) .....	155 143	2 534	3 306	(D)	10 269	35 405	58 254	(D)	(D)	-
322	Paper mfg										
	Number of employees .....	(F)	(D)	(D)	-	(D)	(D)	-	-	(D)	-
	Payroll, annual (\$1,000) .....	(D)	(D)	(D)	-	(D)	(D)	-	-	(D)	-

See footnotes at end of table.

**Table 3. The State—Employees and Annual Payroll by Employment-Size Class: 2001—Con.**

[Excludes most government employees, railroad employees, and self-employed persons. Size class 1 to 4 includes establishments with payroll, but no employees, during mid-March pay period. (D) denotes figures withheld to avoid disclosing data for individual companies; the data are included in broader industry totals. For explanation of terms, abbreviations, and data reliability/comparability, see introductory text]

NAICS code	Major group	Total	Employment-size class									
			1 to 4	5 to 9	10 to 19	20 to 49	50 to 99	100 to 249	250 to 499	500 to 999	1,000 or more	
<b>31-33</b>	<b>MANUFACTURING—Con.</b>											
323	Printing & related support activities											
	Number of employees .....	938	(D)	(D)	(D)	273	(D)	—	—	—	—	—
	Payroll, annual (\$1,000).....	23 246	(D)	(D)	(D)	8 853	(D)	—	—	—	—	—
324	Petroleum & coal products mfg											
	Number of employees .....	825	(D)	(D)	(D)	—	(D)	(D)	(D)	—	—	—
	Payroll, annual (\$1,000).....	52 591	(D)	(D)	(D)	—	(D)	(D)	(D)	—	—	—
325	Chemical mfg											
	Number of employees .....	468	(D)	(D)	(D)	184	(D)	—	—	—	—	—
	Payroll, annual (\$1,000).....	15 831	(D)	(D)	(D)	5 719	(D)	—	—	—	—	—
326	Plastics & rubber products mfg											
	Number of employees .....	437	(D)	(D)	(D)	216	(D)	—	—	—	—	—
	Payroll, annual (\$1,000).....	9 644	(D)	(D)	(D)	5 190	(D)	—	—	—	—	—
327	Nonmetallic mineral product mfg											
	Number of employees .....	1 126	54	124	191	(D)	269	(D)	—	—	—	—
	Payroll, annual (\$1,000).....	41 583	1 460	2 982	6 456	(D)	12 978	(D)	—	—	—	—
331	Primary metal mfg											
	Number of employees .....	1 158	(D)	57	(D)	109	(D)	(D)	(D)	—	—	—
	Payroll, annual (\$1,000).....	44 626	(D)	863	(D)	2 809	(D)	(D)	(D)	—	—	—
332	Fabricated metal product mfg											
	Number of employees .....	1 535	117	(D)	(D)	(D)	(D)	(D)	(D)	—	—	—
	Payroll, annual (\$1,000).....	45 416	2 656	(D)	(D)	(D)	(D)	(D)	(D)	—	—	—
333	Machinery mfg											
	Number of employees .....	(G)	33	(D)	(D)	(D)	(D)	—	—	—	—	(D)
	Payroll, annual (\$1,000).....	(D)	874	(D)	(D)	(D)	(D)	—	—	—	—	(D)
334	Computer & electronic product mfg											
	Number of employees .....	727	16	(D)	(D)	149	(D)	(D)	(D)	—	—	—
	Payroll, annual (\$1,000).....	22 021	481	(D)	(D)	5 057	(D)	(D)	(D)	—	—	—
335	Electrical equip, appliance & component mfg											
	Number of employees .....	(B)	(D)	(D)	(D)	—	—	—	—	—	—	—
	Payroll, annual (\$1,000).....	(D)	(D)	(D)	(D)	—	—	—	—	—	—	—
336	Transportation equipment mfg											
	Number of employees .....	(E)	(D)	(D)	(D)	(D)	(D)	—	—	—	—	—
	Payroll, annual (\$1,000).....	(D)	(D)	(D)	(D)	(D)	(D)	—	—	—	—	—
337	Furniture & related product mfg											
	Number of employees .....	1 016	(D)	158	157	344	—	(D)	—	—	—	—
	Payroll, annual (\$1,000).....	22 224	(D)	2 581	4 253	8 702	—	(D)	—	—	—	—
339	Miscellaneous mfg											
	Number of employees .....	1 654	159	202	169	227	359	538	—	—	—	—
	Payroll, annual (\$1,000).....	39 302	3 925	4 690	4 506	5 012	7 276	13 893	—	—	—	—
<b>42</b>	<b>WHOLESALE TRADE</b>											
	Number of employees .....	14 766	1 513	2 150	3 422	3 436	1 901	1 226	1 118	—	—	—
	Payroll, annual (\$1,000).....	452 575	42 861	58 276	104 554	98 354	53 152	35 001	60 377	—	—	—
421	Wholesale trade, durable goods											
	Number of employees .....	7 323	828	1 235	2 173	1 925	671	491	—	—	—	—
	Payroll, annual (\$1,000).....	233 155	24 344	36 130	67 528	61 352	23 505	20 296	—	—	—	—
422	Wholesale trade, nondurable goods											
	Number of employees .....	7 443	685	915	1 249	1 511	1 230	735	1 118	—	—	—
	Payroll, annual (\$1,000).....	219 420	18 517	22 146	37 026	37 002	29 647	14 705	60 377	—	—	—
<b>44-45</b>	<b>RETAIL TRADE</b>											
	Number of employees .....	52 917	(D)	8 959	10 487	10 881	8 861	6 123	(D)	(D)	—	—
	Payroll, annual (\$1,000).....	969 024	(D)	148 602	190 677	199 774	176 403	115 671	(D)	(D)	—	—
441	Motor vehicle & parts dealers											
	Number of employees .....	7 735	(D)	1 321	1 911	2 121	1 511	(D)	—	—	—	—
	Payroll, annual (\$1,000).....	219 295	(D)	28 429	54 503	61 348	49 965	(D)	—	—	—	—
442	Furniture & home furnishing stores											
	Number of employees .....	1 693	265	512	491	425	—	—	—	—	—	—
	Payroll, annual (\$1,000).....	34 688	4 549	9 691	10 386	10 062	—	—	—	—	—	—
443	Electronics & appliance stores											
	Number of employees .....	1 421	(D)	416	297	(D)	318	—	—	—	—	—
	Payroll, annual (\$1,000).....	31 144	(D)	7 716	7 477	(D)	7 768	—	—	—	—	—
444	Bldg material & garden equip & supp dealers											
	Number of employees .....	5 475	550	1 173	1 290	1 226	399	837	—	—	—	—
	Payroll, annual (\$1,000).....	128 019	12 821	27 025	29 516	28 623	9 068	20 966	—	—	—	—
445	Food & beverage stores											
	Number of employees .....	9 933	438	523	836	2 426	4 350	1 360	—	—	—	—
	Payroll, annual (\$1,000).....	152 799	6 773	6 115	10 876	33 624	73 048	22 363	—	—	—	—
446	Health & personal care stores											
	Number of employees .....	2 316	(D)	515	786	523	—	(D)	—	—	—	—
	Payroll, annual (\$1,000).....	43 872	(D)	9 964	14 542	8 700	—	(D)	—	—	—	—
447	Gasoline stations											
	Number of employees .....	5 377	(D)	1 549	1 939	1 291	(D)	(D)	—	—	—	—
	Payroll, annual (\$1,000).....	66 922	(D)	20 224	23 752	16 450	(D)	(D)	—	—	—	—
448	Clothing & clothing accessories stores											
	Number of employees .....	2 725	(D)	999	836	(D)	(D)	—	—	—	—	—
	Payroll, annual (\$1,000).....	33 662	(D)	12 350	10 106	(D)	(D)	—	—	—	—	—

See footnotes at end of table.

**Table 3. The State—Employees and Annual Payroll by Employment-Size Class: 2001—Con.**

[Excludes most government employees, railroad employees, and self-employed persons. Size class 1 to 4 includes establishments with payroll, but no employees, during mid-March pay period. (D) denotes figures withheld to avoid disclosing data for individual companies; the data are included in broader industry totals. For explanation of terms, abbreviations, and data reliability/comparability, see introductory text]

NAICS code	Major group	Total	Employment-size class								
			1 to 4	5 to 9	10 to 19	20 to 49	50 to 99	100 to 249	250 to 499	500 to 999	1,000 or more
<b>44-45</b>	<b>RETAIL TRADE—Con.</b>										
451	Sporting goods, hobby, book & music stores										
	Number of employees .....	3 112	410	(D)	(D)	1 000	(D)	(D)	—	—	—
	Payroll, annual (\$1,000).....	41 013	6 652	(D)	(D)	13 628	(D)	(D)	—	—	—
452	General merchandise stores										
	Number of employees .....	8 393	77	(D)	(D)	520	(D)	3 040	(D)	(D)	—
	Payroll, annual (\$1,000).....	145 237	4 320	(D)	(D)	8 409	(D)	53 316	(D)	(D)	—
453	Miscellaneous store retailers										
	Number of employees .....	3 444	(D)	900	867	777	(D)	—	—	—	—
	Payroll, annual (\$1,000).....	46 208	(D)	11 075	11 843	9 564	(D)	—	—	—	—
454	Nonstore retailers										
	Number of employees .....	1 293	(D)	(D)	421	(D)	(D)	(D)	—	—	—
	Payroll, annual (\$1,000).....	26 165	(D)	(D)	8 981	(D)	(D)	(D)	—	—	—
<b>48-49</b>	<b>TRANSPORTATION &amp; WAREHOUSING</b>										
	<b>Number of employees .....</b>	<b>9 674</b>	<b>1 111</b>	<b>1 086</b>	<b>1 816</b>	<b>1 840</b>	<b>1 724</b>	<b>(D)</b>	<b>(D)</b>	<b>—</b>	<b>—</b>
	<b>Payroll, annual (\$1,000).....</b>	<b>261 032</b>	<b>27 721</b>	<b>24 004</b>	<b>46 442</b>	<b>49 672</b>	<b>46 179</b>	<b>(D)</b>	<b>(D)</b>	<b>—</b>	<b>—</b>
481	Air transportation										
	Number of employees .....	1 032	(D)	(D)	(D)	(D)	(D)	(D)	—	—	—
	Payroll, annual (\$1,000).....	26 681	(D)	(D)	(D)	(D)	(D)	(D)	—	—	—
483	Water transportation										
	Number of employees .....	(A)	(D)	—	—	—	—	—	—	—	—
	Payroll, annual (\$1,000).....	(D)	(D)	—	—	—	—	—	—	—	—
484	Truck transportation										
	Number of employees .....	5 378	697	649	913	1 035	824	(D)	(D)	—	—
	Payroll, annual (\$1,000).....	168 670	17 928	14 810	25 107	31 919	31 205	(D)	(D)	—	—
485	Transit & ground passenger transportation										
	Number of employees .....	1 378	106	113	259	(D)	388	(D)	—	—	—
	Payroll, annual (\$1,000).....	15 037	1 002	706	2 612	(D)	5 055	(D)	—	—	—
486	Pipeline transportation										
	Number of employees .....	250	(D)	(D)	(D)	—	—	(D)	—	—	—
	Payroll, annual (\$1,000).....	12 910	(D)	(D)	(D)	—	—	(D)	—	—	—
487	Scenic & sightseeing transportation										
	Number of employees .....	(A)	(D)	—	—	—	—	—	—	—	—
	Payroll, annual (\$1,000).....	(D)	(D)	—	—	—	—	—	—	—	—
488	Transportation support activities										
	Number of employees .....	907	118	167	248	184	190	—	—	—	—
	Payroll, annual (\$1,000).....	22 831	3 468	3 869	7 881	4 392	3 221	—	—	—	—
492	Couriers & messengers										
	Number of employees .....	659	(D)	82	(D)	(D)	(D)	—	—	—	—
	Payroll, annual (\$1,000).....	12 976	(D)	1 639	(D)	(D)	(D)	—	—	—	—
493	Warehousing & storage										
	Number of employees .....	(B)	(D)	(D)	(D)	—	—	—	—	—	—
	Payroll, annual (\$1,000).....	(D)	(D)	(D)	(D)	—	—	—	—	—	—
<b>51</b>	<b>INFORMATION</b>										
	<b>Number of employees .....</b>	<b>8 811</b>	<b>605</b>	<b>(D)</b>	<b>1 293</b>	<b>1 935</b>	<b>1 257</b>	<b>1 827</b>	<b>(D)</b>	<b>—</b>	<b>—</b>
	<b>Payroll, annual (\$1,000).....</b>	<b>267 501</b>	<b>21 767</b>	<b>(D)</b>	<b>34 341</b>	<b>54 039</b>	<b>39 741</b>	<b>66 210</b>	<b>(D)</b>	<b>—</b>	<b>—</b>
511	Publishing industries										
	Number of employees .....	2 493	(D)	(D)	(D)	(D)	(D)	(D)	(D)	—	—
	Payroll, annual (\$1,000).....	67 508	(D)	(D)	(D)	(D)	(D)	(D)	(D)	—	—
512	Motion picture & sound recording industries										
	Number of employees .....	(F)	(D)	(D)	(D)	(D)	—	—	—	—	—
	Payroll, annual (\$1,000).....	(D)	(D)	(D)	(D)	(D)	—	—	—	—	—
513	Broadcasting & telecommunications										
	Number of employees .....	4 036	305	(D)	647	1 194	683	(D)	—	—	—
	Payroll, annual (\$1,000).....	151 369	15 862	(D)	21 648	39 263	20 564	(D)	—	—	—
514	Information & data processing services										
	Number of employees .....	(G)	(D)	(D)	(D)	232	(D)	(D)	(D)	—	—
	Payroll, annual (\$1,000).....	(D)	(D)	(D)	(D)	6 459	(D)	(D)	(D)	—	—
<b>52</b>	<b>FINANCE &amp; INSURANCE</b>										
	<b>Number of employees .....</b>	<b>13 987</b>	<b>1 920</b>	<b>1 840</b>	<b>2 558</b>	<b>3 471</b>	<b>1 661</b>	<b>(D)</b>	<b>—</b>	<b>(D)</b>	<b>—</b>
	<b>Payroll, annual (\$1,000).....</b>	<b>469 981</b>	<b>55 056</b>	<b>56 675</b>	<b>86 141</b>	<b>129 471</b>	<b>60 623</b>	<b>(D)</b>	<b>—</b>	<b>(D)</b>	<b>—</b>
521	Monetary authorities - central bank										
	Number of employees .....	(C)	—	—	—	—	—	(D)	—	—	—
	Payroll, annual (\$1,000).....	(D)	—	—	—	—	—	(D)	—	—	—
522	Credit intermediation & related activities										
	Number of employees .....	7 462	(D)	941	1 680	2 294	(D)	908	—	—	—
	Payroll, annual (\$1,000).....	227 834	(D)	25 115	47 018	67 515	(D)	33 361	—	—	—
523	Security, commodity contracts & like activity										
	Number of employees .....	(G)	(D)	197	268	(D)	(D)	(D)	—	—	—
	Payroll, annual (\$1,000).....	(D)	(D)	11 069	17 834	(D)	(D)	(D)	—	—	—

See footnotes at end of table.



**Table 3. The State—Employees and Annual Payroll by Employment-Size Class: 2001—Con.**

[Excludes most government employees, railroad employees, and self-employed persons. Size class 1 to 4 includes establishments with payroll, but no employees, during mid-March pay period. (D) denotes figures withheld to avoid disclosing data for individual companies; the data are included in broader industry totals. For explanation of terms, abbreviations, and data reliability/comparability, see introductory text]

NAICS code	Major group	Total	Employment-size class									
			1 to 4	5 to 9	10 to 19	20 to 49	50 to 99	100 to 249	250 to 499	500 to 999	1,000 or more	
<b>52</b>	<b>FINANCE &amp; INSURANCE—Con.</b>											
524	Insurance carriers & related activities											
	Number of employees .....	4 919	(D)	702	610	(D)	(D)	(D)	—	(D)	—	—
	Payroll, annual (\$1,000).....	156 327	(D)	20 491	21 289	(D)	(D)	(D)	—	(D)	—	—
525	Funds, trusts, & other financial vehicles (part)											
	Number of employees .....	(A)	(D)	—	—	—	—	—	—	—	—	—
	Payroll, annual (\$1,000).....	(D)	(D)	—	—	—	—	—	—	—	—	—
<b>53</b>	<b>REAL ESTATE &amp; RENTAL &amp; LEASING</b>											
	Number of employees .....	4 813	(D)	1 046	933	(D)	(D)	(D)	—	—	—	—
	Payroll, annual (\$1,000).....	93 256	(D)	17 881	16 611	(D)	(D)	(D)	—	—	—	—
531	Real estate											
	Number of employees .....	3 049	(D)	526	474	(D)	(D)	—	—	—	—	—
	Payroll, annual (\$1,000).....	57 490	(D)	9 532	6 927	(D)	(D)	—	—	—	—	—
532	Rental & leasing services											
	Number of employees .....	(G)	(D)	520	459	(D)	—	(D)	—	—	—	—
	Payroll, annual (\$1,000).....	(D)	(D)	8 349	9 684	(D)	—	(D)	—	—	—	—
533	Lessors of other nonfinancial intangible asset											
	Number of employees .....	(B)	(D)	—	—	(D)	—	—	—	—	—	—
	Payroll, annual (\$1,000).....	(D)	(D)	—	—	(D)	—	—	—	—	—	—
<b>54</b>	<b>PROFESSIONAL, SCIENTIFIC &amp; TECHNICAL SERVICES</b>											
	Number of employees .....	16 191	3 049	2 979	2 445	3 030	1 034	(D)	—	(D)	(D)	(D)
	Payroll, annual (\$1,000).....	500 952	83 462	80 822	82 325	117 338	38 220	(D)	—	(D)	(D)	(D)
541	Professional, scientific & technical services											
	Number of employees .....	16 191	3 049	2 979	2 445	3 030	1 034	(D)	—	(D)	(D)	(D)
	Payroll, annual (\$1,000).....	500 952	83 462	80 822	82 325	117 338	38 220	(D)	—	(D)	(D)	(D)
<b>55</b>	<b>MANAGEMENT OF COMPANIES &amp; ENTERPRISES</b>											
	Number of employees .....	2 359	92	(D)	167	628	302	(D)	—	(D)	—	—
	Payroll, annual (\$1,000).....	97 893	5 527	(D)	6 925	26 526	14 441	(D)	—	(D)	—	—
551	Management of companies & enterprises											
	Number of employees .....	2 359	92	(D)	167	628	302	(D)	—	(D)	—	—
	Payroll, annual (\$1,000).....	97 893	5 527	(D)	6 925	26 526	14 441	(D)	—	(D)	—	—
<b>56</b>	<b>ADMIN, SUPPORT, WASTE MGT, REMEDIATION SERVICES</b>											
	Number of employees .....	12 340	1 226	1 394	1 479	2 172	2 154	2 003	1 912	—	—	—
	Payroll, annual (\$1,000).....	211 374	28 030	26 787	26 402	41 118	34 333	26 806	27 898	—	—	—
561	Administrative & support services											
	Number of employees .....	11 717	1 135	(D)	1 390	1 906	(D)	2 003	1 912	—	—	—
	Payroll, annual (\$1,000).....	194 841	25 945	(D)	24 257	34 045	(D)	26 806	27 898	—	—	—
562	Waste management & remediation services											
	Number of employees .....	623	91	(D)	89	266	(D)	—	—	—	—	—
	Payroll, annual (\$1,000).....	16 533	2 085	(D)	2 145	7 073	(D)	—	—	—	—	—
<b>61</b>	<b>EDUCATIONAL SERVICES</b>											
	Number of employees .....	4 927	(D)	325	(D)	689	592	(D)	1 450	(D)	—	—
	Payroll, annual (\$1,000).....	81 849	(D)	4 354	(D)	10 943	13 108	(D)	25 723	(D)	—	—
611	Educational services											
	Number of employees .....	4 927	(D)	325	(D)	689	592	(D)	1 450	(D)	—	—
	Payroll, annual (\$1,000).....	81 849	(D)	4 354	(D)	10 943	13 108	(D)	25 723	(D)	—	—
<b>62</b>	<b>HEALTH CARE AND SOCIAL ASSISTANCE</b>											
	Number of employees .....	49 761	2 681	4 650	4 524	6 418	7 014	7 709	4 490	4 987	7 288	7 288
	Payroll, annual (\$1,000).....	1 319 916	81 490	120 858	109 458	167 039	145 263	180 109	97 278	168 492	249 929	249 929
621	Ambulatory health care services											
	Number of employees .....	13 863	(D)	3 216	2 007	2 776	1 354	(D)	(D)	(D)	—	—
	Payroll, annual (\$1,000).....	495 045	(D)	103 805	77 485	112 238	50 504	(D)	(D)	(D)	—	—
622	Hospitals											
	Number of employees .....	(J)	(D)	(D)	(D)	(D)	997	(D)	(D)	(D)	7 288	7 288
	Payroll, annual (\$1,000).....	(D)	(D)	(D)	(D)	(D)	20 495	(D)	(D)	(D)	249 929	249 929
623	Nursing & residential care facilities											
	Number of employees .....	9 190	(D)	(D)	(D)	(D)	2 921	2 065	982	—	—	—
	Payroll, annual (\$1,000).....	151 867	(D)	(D)	(D)	(D)	48 286	41 602	17 287	—	—	—
624	Social assistance											
	Number of employees .....	(I)	(D)	(D)	1 247	1 964	1 742	(D)	(D)	—	—	—
	Payroll, annual (\$1,000).....	(D)	(D)	(D)	16 382	28 570	25 978	(D)	(D)	—	—	—

See footnotes at end of table.

**Table 3. The State—Employees and Annual Payroll by Employment-Size Class: 2001—Con.**

[Excludes most government employees, railroad employees, and self-employed persons. Size class 1 to 4 includes establishments with payroll, but no employees, during mid-March pay period. (D) denotes figures withheld to avoid disclosing data for individual companies; the data are included in broader industry totals. For explanation of terms, abbreviations, and data reliability/comparability, see introductory text]

NAICS code	Major group	Total	Employment-size class									
			1 to 4	5 to 9	10 to 19	20 to 49	50 to 99	100 to 249	250 to 499	500 to 999	1,000 or more	
<b>71</b>	<b>ARTS, ENTERTAINMENT &amp; RECREATION</b>											
	Number of employees .....	7 402	674	916	1 507	2 302	(D)	(D)	—	—	—	—
	Payroll, annual (\$1,000) .....	95 660	19 306	13 493	18 081	30 375	(D)	(D)	—	—	—	—
711	Performing arts, spectator sports & related industries											
	Number of employees .....	(F)	(D)	(D)	(D)	(D)	(D)	(D)	(D)	—	—	—
	Payroll, annual (\$1,000) .....	(D)	(D)	(D)	(D)	(D)	(D)	(D)	(D)	—	—	—
712	Museums, historical sites & like institutions											
	Number of employees .....	276	(D)	(D)	(D)	(D)	—	—	—	—	—	—
	Payroll, annual (\$1,000) .....	4 015	(D)	(D)	(D)	(D)	—	—	—	—	—	—
713	Amusement, gambling & recreation industries											
	Number of employees .....	(I)	490	(D)	1 346	2 172	(D)	(D)	—	—	—	—
	Payroll, annual (\$1,000) .....	(D)	12 407	(D)	16 223	28 372	(D)	(D)	—	—	—	—
<b>72</b>	<b>ACCOMMODATION &amp; FOOD SERVICES</b>											
	Number of employees .....	39 599	1 911	4 093	8 447	15 913	5 944	(D)	(D)	(D)	—	—
	Payroll, annual (\$1,000) .....	398 472	36 822	35 319	77 546	149 824	61 983	(D)	(D)	(D)	—	—
721	Accommodation											
	Number of employees .....	9 018	(D)	554	1 668	2 194	(D)	(D)	(D)	(D)	—	—
	Payroll, annual (\$1,000) .....	115 954	(D)	7 368	20 951	26 658	(D)	(D)	(D)	(D)	—	—
722	Food services & drinking places											
	Number of employees .....	30 581	(D)	3 539	6 779	13 719	(D)	(D)	—	—	—	—
	Payroll, annual (\$1,000) .....	282 518	(D)	27 951	56 595	123 166	(D)	(D)	—	—	—	—
<b>81</b>	<b>OTHER SERVICES (EXCEPT PUBLIC ADMINISTRATION)</b>											
	Number of employees .....	14 520	3 663	4 028	3 404	2 457	(D)	(D)	—	—	—	—
	Payroll, annual (\$1,000) .....	250 359	62 003	65 359	61 103	40 371	(D)	(D)	—	—	—	—
811	Repair & maintenance											
	Number of employees .....	4 908	1 333	1 420	1 193	768	194	—	—	—	—	—
	Payroll, annual (\$1,000) .....	105 893	26 763	29 972	27 549	14 768	6 841	—	—	—	—	—
812	Personal & laundry services											
	Number of employees .....	2 572	659	722	(D)	(D)	(D)	—	—	—	—	—
	Payroll, annual (\$1,000) .....	40 099	9 552	9 927	(D)	(D)	(D)	—	—	—	—	—
813	Religious, grantmaking, civic, prof & like organizations											
	Number of employees .....	7 040	1 671	1 886	(D)	(D)	(D)	(D)	—	—	—	—
	Payroll, annual (\$1,000) .....	104 367	25 688	25 460	(D)	(D)	(D)	(D)	—	—	—	—
<b>95</b>	<b>AUXILIARIES (EXC CORPORATE, SUBSIDIARY &amp; REGIONAL MGT)</b>											
	Number of employees .....	678	(D)	25	113	(D)	(D)	(D)	—	—	—	—
	Payroll, annual (\$1,000) .....	24 241	(D)	751	3 817	(D)	(D)	(D)	—	—	—	—
<b>99</b>	<b>UNCLASSIFIED ESTABLISHMENTS</b>											
	Number of employees .....	422	227	64	64	67	—	—	—	—	—	—
	Payroll, annual (\$1,000) .....	6 381	4 808	704	522	347	—	—	—	—	—	—

Note: Employment-size classes are indicated as follows: A—0 to 19; B—20 to 99; C—100 to 249; E—250 to 499; F—500 to 999; G—1,000 to 2,499; H—2,500 to 4,999; I—5,000 to 9,999; J—10,000 to 24,999; K—25,000 to 49,999; L—50,000 to 99,999; M—100,000 or more.

**Table 4. The State—Establishments With 1,000 Employees or More by Major Group and Employment-Size Class: 2001**

[Excludes most government employees, railroad employees, and self-employed persons. For explanation of terms, abbreviations, and data reliability/comparability, see introductory text]

NAICS code	Major group	Total number of establishments	Number of establishments by employment-size class			
			1,000 to 1,499	1,500 to 2,499	2,500 to 4,999	5,000 or more
	<b>Total</b> .....	<b>8</b>	<b>6</b>	<b>2</b>	—	—
<b>21</b>	<b>Mining</b> .....	<b>1</b>	<b>1</b>	—	—	—
212	Mining (except oil & gas) .....	1	1	—	—	—
<b>31-33</b>	<b>Manufacturing</b> .....	<b>1</b>	<b>1</b>	—	—	—
333	Machinery mfg .....	1	1	—	—	—
<b>54</b>	<b>Professional, scientific &amp; technical services</b> .....	<b>1</b>	<b>1</b>	—	—	—
541	Professional, scientific & technical services .....	1	1	—	—	—
<b>62</b>	<b>Health care and social assistance</b> .....	<b>5</b>	<b>3</b>	<b>2</b>	—	—
622	Hospitals .....	5	3	2	—	—

**Table 5. The State—Employees, Payroll, and Establishments by County: 2001 and 2000**

[Excludes most government employees, railroad employees, and self-employed persons. (D) denotes figures withheld to avoid disclosing data for individual companies; the data are included in broader industry totals. For explanation of terms, abbreviations, and data reliability/comparability, see introductory text]

County	2001				2000			
	Number of establishments	Number of employees for week including March 12	Payroll (\$1,000)		Number of establishments	Number of employees for week including March 12	Payroll (\$1,000)	
			First quarter	Annual			First quarter	Annual
<b>Total</b> .....	<b>32 294</b>	<b>301 460</b>	<b>1 681 916</b>	<b>7 226 881</b>	<b>31 849</b>	<b>296 220</b>	<b>1 578 563</b>	<b>6 808 075</b>
Beaverhead .....	356	2 145	9 638	41 089	365	2 126	8 973	38 968
Big Horn .....	216	1 913	11 522	54 103	208	2 030	12 465	54 716
Blaine .....	167	1 025	5 522	23 220	166	980	5 289	22 499
Broadwater .....	111	758	4 119	18 341	110	794	3 746	16 407
Carbon .....	328	1 949	7 540	34 122	306	1 956	7 367	31 456
Carter .....	28	116	472	2 070	27	126	480	1 959
Cascade .....	2 519	27 540	140 943	606 609	2 564	27 758	139 764	597 724
Chouteau .....	152	715	2 740	12 124	154	750	2 741	11 600
Custer .....	393	3 752	19 578	84 200	391	3 905	18 884	80 806
Daniels .....	85	533	2 763	11 616	81	525	2 731	11 388
Dawson .....	304	2 468	10 356	43 860	314	2 477	9 905	41 231
Deer Lodge .....	237	2 400	11 530	48 027	239	2 334	11 326	48 245
Fallon .....	116	684	3 370	14 896	118	668	3 154	12 887
Fergus .....	446	3 133	13 328	63 293	448	3 059	12 715	60 444
Flathead .....	3 279	29 075	163 709	708 566	3 199	28 129	150 786	669 208
Gallatin .....	3 565	29 937	159 830	683 397	3 411	28 035	143 550	622 273
Garfield .....	23	129	397	1 758	25	124	397	1 669
Glacier .....	282	2 095	10 943	51 404	282	2 061	10 318	48 113
Golden Valley .....	16	53	108	424	13	63	123	509
Granite .....	87	432	1 876	8 385	88	505	2 124	8 706
Hill .....	505	4 706	21 331	91 983	503	4 749	20 614	91 366
Jefferson .....	209	1 446	9 226	36 596	194	1 381	9 792	35 017
Judith Basin .....	58	178	582	2 634	51	157	498	2 490
Lake .....	710	5 436	26 262	120 659	686	5 908	24 523	113 410
Lewis and Clark .....	1 970	20 980	120 636	508 058	1 961	20 982	115 259	486 275
Liberty .....	70	508	2 348	10 112	76	534	2 231	10 365
Lincoln .....	559	3 806	18 744	81 941	568	3 881	18 788	78 713
McCone .....	51	357	1 811	7 823	48	356	1 765	7 200
Madison .....	288	1 097	5 367	24 881	266	1 151	5 394	23 351
Meagher .....	65	275	987	4 482	68	292	979	4 426
Mineral .....	115	778	2 598	11 949	123	835	2 753	12 428
Missoula .....	3 674	42 622	245 098	1 071 327	3 623	41 317	221 572	980 835
Musselshell .....	121	593	2 475	10 560	126	584	2 208	9 986
Park .....	732	4 255	17 862	82 548	739	4 444	18 587	80 430
Petroleum .....	11	20	90	452	8	15	20	121
Phillips .....	142	837	3 354	14 102	151	802	3 071	12 701
Pondera .....	202	1 371	6 548	28 640	195	1 323	6 042	26 124
Powder River .....	72	201	542	2 756	68	190	495	2 377
Powell .....	157	1 087	4 709	21 305	148	1 143	4 932	20 798
Prairie .....	34	180	626	2 609	31	175	585	2 449
Ravalli .....	1 232	7 755	36 880	163 397	1 202	7 476	34 133	151 081
Richland .....	393	3 150	14 781	65 998	394	3 086	14 876	63 769
Roosevelt .....	240	1 841	7 265	29 622	236	1 815	6 844	28 954
Rosebud .....	199	2 637	20 662	88 368	190	2 671	17 940	78 048
Sanders .....	347	1 893	8 321	35 732	347	1 897	8 130	35 700
Sheridan .....	151	883	3 383	14 007	147	879	3 359	13 948
Silver Bow .....	1 126	11 948	69 719	294 351	1 130	12 415	69 693	306 631
Stillwater .....	228	2 792	26 134	113 204	230	2 414	31 019	93 432
Sweet Grass .....	143	615	2 707	12 131	134	644	2 680	11 772
Teton .....	202	1 155	5 062	20 937	196	1 077	4 750	20 030
Toole .....	217	1 533	7 612	31 615	209	1 551	7 802	32 001
Treasure .....	24	95	443	1 985	24	92	416	1 889
Valley .....	251	1 789	7 901	35 128	257	1 773	7 480	32 000
Wheatland .....	60	328	1 001	4 306	58	311	968	4 664
Wibaux .....	23	146	533	2 225	24	159	487	2 162
Yellowstone .....	4 963	60 587	387 705	1 634 494	4 890	58 866	355 967	1 527 584
<b>Statewide</b> .....	<b>40</b>	<b>728</b>	<b>10 327</b>	<b>32 460</b>	<b>39</b>	<b>470</b>	<b>5 073</b>	<b>22 740</b>

Note: Employment-size classes are indicated as follows: A—0 to 19; B—20 to 99; C—100 to 249; E—250 to 499; F—500 to 999; G—1,000 to 2,499; H—2,500 to 4,999; I—5,000 to 9,999; J—10,000 to 24,999; K—25,000 to 49,999; L—50,000 to 99,999; M—100,000 or more.

**Table 6. Counties—Employees, Payroll, and Establishments by Industry: 2001**

[Excludes most government employees, railroad employees, and self-employed persons. Size class 1 to 4 includes establishments with payroll, but no employees, during mid-March pay period. (D) denotes figures withheld to avoid disclosing data for individual companies; the data are included in broader industry totals. Detailed industries with 100 or more employees are shown if industry was not a (D). For explanation of terms, abbreviations, and data reliability/comparability, see introductory text]

NAICS code	Industry	Number of employees for week including March 12	Payroll (\$1,000)		Total number of establishments	Number of establishments by employment-size class								
			First quarter	Annual		1 to 4	5 to 9	10 to 19	20 to 49	50 to 99	100 to 249	250 to 499	500 to 999	1,000 or more
<b>BEAVERHEAD</b>														
	<b>Total</b> .....	<b>2 145</b>	<b>9 638</b>	<b>41 089</b>	<b>356</b>	<b>223</b>	<b>81</b>	<b>33</b>	<b>14</b>	<b>4</b>	<b>1</b>			
11	Forestry, fishing, hunting, and agriculture support .....	2	14	39	3	3	-	-	-	-	-	-	-	-
21	Mining .....	(B)	(D)	(D)	2	1	-	-	-	1	-	-	-	-
22	Utilities .....	(B)	(D)	(D)	2	-	1	-	1	-	-	-	-	-
23	Construction .....	114	581	2 894	41	34	6	-	1	-	-	-	-	-
31-33	Manufacturing .....	52	224	1 124	12	8	3	1	-	-	-	-	-	-
42	Wholesale trade .....	106	543	1 977	10	4	2	2	2	-	-	-	-	-
44-45	Retail trade .....	470	1 823	7 237	61	34	12	9	5	1	-	-	-	-
445	Food & beverage stores .....	(C)	(D)	(D)	4	2	-	1	-	1	-	-	-	-
48-49	Transportation & warehousing .....	19	101	445	6	4	2	-	-	-	-	-	-	-
51	Information .....	38	338	1 067	8	4	3	1	-	-	-	-	-	-
52	Finance & insurance .....	113	770	3 078	17	9	4	3	1	-	-	-	-	-
53	Real estate & rental & leasing .....	82	392	2 134	19	15	3	-	1	-	-	-	-	-
54	Professional, scientific & technical services .....	75	299	2 148	28	21	7	-	-	-	-	-	-	-
56	Admin, support, waste mgt, remediation services .....	14	78	357	7	6	1	-	-	-	-	-	-	-
62	Health care and social assistance .....	379	1 802	7 539	36	15	16	3	-	1	1	-	-	-
622	Hospitals .....	(C)	(D)	(D)	1	-	-	-	-	-	1	-	-	-
6221	General medical & surgical hospitals .....	(C)	(D)	(D)	1	-	-	-	-	-	1	-	-	-
62211	General medical & surgical hospitals .....	(C)	(D)	(D)	1	-	-	-	-	-	1	-	-	-
623	Nursing & residential care facilities .....	115	482	1 768	4	-	1	2	-	1	-	-	-	-
71	Arts, entertainment & recreation .....	64	114	592	18	13	3	2	-	-	-	-	-	-
72	Accommodation & food services .....	394	649	3 191	48	22	11	11	3	1	-	-	-	-
721	Accommodation .....	116	213	1 075	13	9	-	3	-	1	-	-	-	-
7211	Traveler accommodation .....	(C)	(D)	(D)	7	3	-	3	-	1	-	-	-	-
72111	Hotels (exc casino hotels) & motels .....	109	199	909	6	2	-	3	-	1	-	-	-	-
721110	Hotels (exc casino hotels) & motels .....	109	199	909	6	2	-	3	-	1	-	-	-	-
722	Food services & drinking places .....	278	436	2 116	35	13	11	8	3	-	-	-	-	-
7221	Full-service restaurants .....	127	207	1 013	12	4	3	3	2	-	-	-	-	-
72211	Full-service restaurants .....	127	207	1 013	12	4	3	3	2	-	-	-	-	-
722110	Full-service restaurants .....	127	207	1 013	12	4	3	3	2	-	-	-	-	-
81	Other services (except public administration) .....	96	232	1 017	32	24	7	1	-	-	-	-	-	-
99	Unclassified establishments .....	4	6	53	6	6	-	-	-	-	-	-	-	-
<b>BIG HORN</b>														
	<b>Total</b> .....	<b>1 913</b>	<b>11 522</b>	<b>54 103</b>	<b>216</b>	<b>135</b>	<b>42</b>	<b>23</b>	<b>10</b>	<b>3</b>	<b>3</b>			
11	Forestry, fishing, hunting, and agriculture support .....	(A)	(D)	(D)	1	1	-	-	-	-	-	-	-	-
21	Mining .....	(E)	(D)	(D)	6	3	1	-	-	-	2	-	-	-
212	Mining (except oil & gas) .....	(E)	(D)	(D)	3	-	1	-	-	-	2	-	-	-
2121	Coal mining .....	(E)	(D)	(D)	3	-	1	-	-	-	2	-	-	-
21211	Coal mining .....	(E)	(D)	(D)	3	-	1	-	-	-	2	-	-	-
22	Utilities .....	30	219	908	4	2	-	2	-	-	-	-	-	-
23	Construction .....	(B)	(D)	(D)	18	14	4	-	-	-	-	-	-	-
31-33	Manufacturing .....	(B)	(D)	(D)	3	1	1	1	-	-	-	-	-	-
42	Wholesale trade .....	(B)	(D)	(D)	7	5	2	-	-	-	-	-	-	-
44-45	Retail trade .....	370	1 363	5 810	46	22	11	10	2	1	-	-	-	-
445	Food & beverage stores .....	(C)	(D)	(D)	4	1	-	1	1	1	-	-	-	-
4451	Grocery stores .....	(C)	(D)	(D)	4	1	-	1	1	1	-	-	-	-
44511	Grocery (except convenience) stores .....	(C)	(D)	(D)	4	1	-	1	1	1	-	-	-	-
48-49	Transportation & warehousing .....	(B)	(D)	(D)	6	4	1	1	-	-	-	-	-	-
51	Information .....	(A)	(D)	(D)	1	-	1	-	-	-	-	-	-	-
52	Finance & insurance .....	74	466	1 765	11	7	1	2	1	-	-	-	-	-
53	Real estate & rental & leasing .....	31	62	282	8	6	1	1	-	-	-	-	-	-
54	Professional, scientific & technical services .....	53	269	1 226	17	12	5	-	-	-	-	-	-	-
55	Management of companies & enterprises .....	(A)	(D)	(D)	2	2	-	-	-	-	-	-	-	-
56	Admin, support, waste mgt, remediation services .....	9	36	222	4	3	1	-	-	-	-	-	-	-
61	Educational services .....	(B)	(D)	(D)	1	-	-	-	-	1	-	-	-	-
62	Health care and social assistance .....	453	2 824	16 209	13	5	2	2	2	1	1	-	-	-
622	Hospitals .....	(E)	(D)	(D)	2	-	-	-	-	1	1	-	-	-
6221	General medical & surgical hospitals .....	(E)	(D)	(D)	2	-	-	-	-	1	1	-	-	-
62211	General medical & surgical hospitals .....	(E)	(D)	(D)	2	-	-	-	-	1	1	-	-	-
71	Arts, entertainment & recreation .....	42	89	751	14	12	1	-	1	-	-	-	-	-

See footnotes at end of table.

**Table 6. Counties—Employees, Payroll, and Establishments by Industry: 2001—Con.**

[Excludes most government employees, railroad employees, and self-employed persons. Size class 1 to 4 includes establishments with payroll, but no employees, during mid-March pay period. (D) denotes figures withheld to avoid disclosing data for individual companies; the data are included in broader industry totals. Detailed industries with 100 or more employees are shown if industry was not a (D). For explanation of terms, abbreviations, and data reliability/comparability, see introductory text]

NAICS code	Industry	Number of employees for week including March 12	Payroll (\$1,000)		Total number of establishments	Number of establishments by employment-size class								
			First quarter	Annual		1 to 4	5 to 9	10 to 19	20 to 49	50 to 99	100 to 249	250 to 499	500 to 999	1,000 or more
<b>BIG HORN—Con.</b>														
72	Accommodation & food services .....	244	530	2 535	26	11	7	4	4	—	—	—	—	—
722	Food services & drinking places .....	173	349	1 489	16	5	6	2	3	—	—	—	—	—
81	Other services (except public administration) .....	49	149	644	24	22	2	—	—	—	—	—	—	—
95	Auxiliaries (exc corporate, subsidiary & regional mgt) .....	(A)	(D)	(D)	3	2	1	—	—	—	—	—	—	—
99	Unclassified establishments .....	(A)	(D)	(D)	1	1	—	—	—	—	—	—	—	—
<b>BLAINE</b>														
	Total .....	1 025	5 522	23 220	167	113	30	15	5	3	1	—	—	—
21	Mining .....	(A)	(D)	(D)	3	3	—	—	—	—	—	—	—	—
22	Utilities .....	(A)	(D)	(D)	4	3	1	—	—	—	—	—	—	—
23	Construction .....	40	129	780	19	16	3	—	—	—	—	—	—	—
31-33	Manufacturing .....	(A)	(D)	(D)	2	2	—	—	—	—	—	—	—	—
42	Wholesale trade .....	62	330	1 443	11	6	3	2	—	—	—	—	—	—
44-45	Retail trade .....	232	757	3 182	36	18	12	3	3	—	—	—	—	—
48-49	Transportation & warehousing .....	9	16	44	7	7	—	—	—	—	—	—	—	—
51	Information .....	(A)	(D)	(D)	1	—	1	—	—	—	—	—	—	—
52	Finance & insurance .....	43	303	1 122	10	6	2	2	—	—	—	—	—	—
53	Real estate & rental & leasing .....	11	18	87	6	6	—	—	—	—	—	—	—	—
54	Professional, scientific & technical services .....	11	41	166	6	6	—	—	—	—	—	—	—	—
56	Admin, support, waste mgt, remediation services .....	8	13	51	5	5	—	—	—	—	—	—	—	—
61	Educational services .....	(B)	(D)	(D)	2	1	—	—	—	1	—	—	—	—
62	Health care and social assistance .....	329	3 020	12 492	15	6	3	2	1	2	1	—	—	—
622	Hospitals .....	(C)	(D)	(D)	1	—	—	—	—	—	1	—	—	—
6221	General medical & surgical hospitals .....	(C)	(D)	(D)	1	—	—	—	—	—	1	—	—	—
62211	General medical & surgical hospitals .....	(C)	(D)	(D)	1	—	—	—	—	—	1	—	—	—
624	Social assistance .....	121	413	2 016	8	3	2	1	1	1	—	—	—	—
71	Arts, entertainment & recreation .....	7	17	109	4	3	1	—	—	—	—	—	—	—
72	Accommodation & food services .....	95	152	673	16	9	3	3	1	—	—	—	—	—
81	Other services (except public administration) .....	60	147	582	16	12	1	3	—	—	—	—	—	—
95	Auxiliaries (exc corporate, subsidiary & regional mgt) .....	(A)	(D)	(D)	1	1	—	—	—	—	—	—	—	—
99	Unclassified establishments .....	7	18	36	3	3	—	—	—	—	—	—	—	—
<b>BROADWATER</b>														
	Total .....	758	4 119	18 341	111	76	17	10	5	2	1	—	—	—
11	Forestry, fishing, hunting, and agriculture support .....	(A)	(D)	(D)	1	1	—	—	—	—	—	—	—	—
21	Mining .....	(A)	(D)	(D)	2	—	1	1	—	—	—	—	—	—
22	Utilities .....	(A)	(D)	(D)	1	1	—	—	—	—	—	—	—	—
23	Construction .....	52	277	1 770	16	12	2	2	—	—	—	—	—	—
31-33	Manufacturing .....	221	1 268	5 789	7	3	1	—	1	1	1	—	—	—
321	Wood product mfg .....	(C)	(D)	(D)	2	1	—	—	—	—	1	—	—	—
3211	Sawmills & wood preservation .....	(C)	(D)	(D)	2	1	—	—	—	—	1	—	—	—
32111	Sawmills & wood preservation .....	(C)	(D)	(D)	2	1	—	—	—	—	1	—	—	—
42	Wholesale trade .....	33	209	958	5	2	2	1	—	—	—	—	—	—
44-45	Retail trade .....	110	362	1 647	17	11	2	2	2	—	—	—	—	—
48-49	Transportation & warehousing .....	55	389	2 461	9	7	—	—	2	—	—	—	—	—
52	Finance & insurance .....	26	169	718	6	5	—	1	—	—	—	—	—	—
53	Real estate & rental & leasing .....	3	6	19	3	3	—	—	—	—	—	—	—	—
54	Professional, scientific & technical services .....	20	95	408	6	4	2	—	—	—	—	—	—	—
55	Management of companies & enterprises .....	(A)	(D)	(D)	1	1	—	—	—	—	—	—	—	—
56	Admin, support, waste mgt, remediation services .....	(A)	(D)	(D)	2	2	—	—	—	—	—	—	—	—
61	Educational services .....	(A)	(D)	(D)	1	1	—	—	—	—	—	—	—	—
62	Health care and social assistance .....	106	427	1 713	6	4	—	1	—	1	—	—	—	—
71	Arts, entertainment & recreation .....	10	33	193	5	5	—	—	—	—	—	—	—	—
72	Accommodation & food services .....	83	171	792	15	6	7	2	—	—	—	—	—	—
81	Other services (except public administration) .....	11	39	194	7	7	—	—	—	—	—	—	—	—
99	Unclassified establishments .....	(A)	(D)	(D)	1	1	—	—	—	—	—	—	—	—

See footnotes at end of table.

**Table 6. Counties—Employees, Payroll, and Establishments by Industry: 2001—Con.**

[Excludes most government employees, railroad employees, and self-employed persons. Size class 1 to 4 includes establishments with payroll, but no employees, during mid-March pay period. (D) denotes figures withheld to avoid disclosing data for individual companies; the data are included in broader industry totals. Detailed industries with 100 or more employees are shown if industry was not a (D). For explanation of terms, abbreviations, and data reliability/comparability, see introductory text]

NAICS code	Industry	Number of employees for week including March 12	Payroll (\$1,000)		Total number of establishments	Number of establishments by employment-size class								
			First quarter	Annual		1 to 4	5 to 9	10 to 19	20 to 49	50 to 99	100 to 249	250 to 499	500 to 999	1,000 or more
<b>CARBON</b>														
	Total .....	1 949	7 540	34 122	328	223	60	28	14	1	2	-	-	-
11	Forestry, fishing, hunting, and agriculture support .....	(A)	(D)	(D)	2	1	-	1	-	-	-	-	-	-
21	Mining .....	(A)	(D)	(D)	4	3	1	-	-	-	-	-	-	-
22	Utilities .....	30	376	1 637	7	5	1	1	-	-	-	-	-	-
23	Construction .....	167	698	4 168	53	42	7	3	1	-	-	-	-	-
31-33	Manufacturing .....	101	434	1 914	12	7	4	-	1	-	-	-	-	-
42	Wholesale trade .....	(B)	(D)	(D)	5	1	1	3	-	-	-	-	-	-
44-45	Retail trade .....	305	905	4 163	66	44	14	6	2	-	-	-	-	-
48-49	Transportation & warehousing .....	23	180	744	11	9	2	-	-	-	-	-	-	-
51	Information .....	50	282	1 083	7	4	1	2	-	-	-	-	-	-
52	Finance & insurance .....	74	570	2 172	7	1	3	2	1	-	-	-	-	-
53	Real estate & rental & leasing .....	35	101	368	16	14	2	-	-	-	-	-	-	-
54	Professional, scientific & technical services .....	55	303	1 606	22	19	3	-	-	-	-	-	-	-
56	Admin, support, waste mgt, remediation services .....	13	46	189	6	6	-	-	-	-	-	-	-	-
61	Educational services .....	14	50	212	4	2	2	-	-	-	-	-	-	-
62	Health care and social assistance .....	280	1 294	6 816	20	8	7	2	2	-	1	-	-	-
622	Hospitals .....	(C)	(D)	(D)	1	-	-	-	-	-	1	-	-	-
6221	General medical & surgical hospitals .....	(C)	(D)	(D)	1	-	-	-	-	-	1	-	-	-
62211	General medical & surgical hospitals .....	(C)	(D)	(D)	1	-	-	-	-	-	1	-	-	-
71	Arts, entertainment & recreation .....	241	638	1 741	9	6	-	2	-	-	1	-	-	-
713	Amusement, gambling & recreation industries .....	231	598	1 571	4	1	-	2	-	-	1	-	-	-
7139	Other amusement & recreation industries .....	(C)	(D)	(D)	2	1	-	-	-	-	1	-	-	-
71392	Skiing facilities .....	(C)	(D)	(D)	1	-	-	-	-	-	1	-	-	-
72	Accommodation & food services .....	442	1 007	4 404	43	20	9	6	7	1	-	-	-	-
721	Accommodation .....	165	364	1 831	10	3	2	2	2	1	-	-	-	-
7211	Traveler accommodation .....	(C)	(D)	(D)	8	1	2	2	2	1	-	-	-	-
72111	Hotels (exc casino hotels) & motels .....	163	362	1 805	7	-	2	2	2	1	-	-	-	-
721110	Hotels (exc casino hotels) & motels .....	163	362	1 805	7	-	2	2	2	1	-	-	-	-
722	Food services & drinking places .....	277	643	2 573	33	17	7	4	5	-	-	-	-	-
7221	Full-service restaurants .....	207	556	2 117	14	4	2	3	5	-	-	-	-	-
72211	Full-service restaurants .....	207	556	2 117	14	4	2	3	5	-	-	-	-	-
722110	Full-service restaurants .....	207	556	2 117	14	4	2	3	5	-	-	-	-	-
81	Other services (except public administration) .....	51	156	709	21	18	3	-	-	-	-	-	-	-
99	Unclassified establishments .....	(A)	(D)	(D)	13	13	-	-	-	-	-	-	-	-
<b>CARTER</b>														
	Total .....	116	472	2 070	28	22	3	2	1	-	-	-	-	-
22	Utilities .....	(A)	(D)	(D)	1	-	1	-	-	-	-	-	-	-
23	Construction .....	4	13	51	3	3	-	-	-	-	-	-	-	-
31-33	Manufacturing .....	(A)	(D)	(D)	1	1	-	-	-	-	-	-	-	-
42	Wholesale trade .....	(A)	(D)	(D)	2	2	-	-	-	-	-	-	-	-
44-45	Retail trade .....	19	47	211	3	1	1	1	-	-	-	-	-	-
48-49	Transportation & warehousing .....	3	8	40	4	4	-	-	-	-	-	-	-	-
52	Finance & insurance .....	(A)	(D)	(D)	2	1	-	1	-	-	-	-	-	-
53	Real estate & rental & leasing .....	(A)	(D)	(D)	1	1	-	-	-	-	-	-	-	-
54	Professional, scientific & technical services .....	(A)	(D)	(D)	2	2	-	-	-	-	-	-	-	-
56	Admin, support, waste mgt, remediation services .....	(A)	(D)	(D)	1	1	-	-	-	-	-	-	-	-
62	Health care and social assistance .....	(B)	(D)	(D)	2	1	-	-	1	-	-	-	-	-
72	Accommodation & food services .....	(A)	(D)	(D)	2	2	-	-	-	-	-	-	-	-
81	Other services (except public administration) .....	(A)	(D)	(D)	3	2	1	-	-	-	-	-	-	-
99	Unclassified establishments .....	(A)	(D)	(D)	1	1	-	-	-	-	-	-	-	-

See footnotes at end of table.

**Table 6. Counties—Employees, Payroll, and Establishments by Industry: 2001—Con.**

[Excludes most government employees, railroad employees, and self-employed persons. Size class 1 to 4 includes establishments with payroll, but no employees, during mid-March pay period. (D) denotes figures withheld to avoid disclosing data for individual companies; the data are included in broader industry totals. Detailed industries with 100 or more employees are shown if industry was not a (D). For explanation of terms, abbreviations, and data reliability/comparability, see introductory text]

NAICS code	Industry	Number of employees for week including March 12	Payroll (\$1,000)		Total number of establishments	Number of establishments by employment-size class								
			First quarter	Annual		1 to 4	5 to 9	10 to 19	20 to 49	50 to 99	100 to 249	250 to 499	500 to 999	1,000 or more
<b>CASCADE</b>														
	<b>Total .....</b>	<b>27 540</b>	<b>140 943</b>	<b>606 609</b>	<b>2 519</b>	<b>1 376</b>	<b>537</b>	<b>299</b>	<b>221</b>	<b>57</b>	<b>22</b>	<b>5</b>	<b>1</b>	<b>1</b>
<b>11</b>	<b>Forestry, fishing, hunting, and agriculture support .....</b>	(A)	(D)	(D)	7	6	1	—	—	—	—	—	—	—
<b>21</b>	<b>Mining .....</b>	(A)	(D)	(D)	4	3	1	—	—	—	—	—	—	—
<b>22</b>	<b>Utilities .....</b>	<b>168</b>	<b>1 881</b>	<b>8 085</b>	<b>11</b>	<b>7</b>	<b>—</b>	<b>1</b>	<b>1</b>	<b>2</b>	<b>—</b>	<b>—</b>	<b>—</b>	<b>—</b>
221	Utilities .....	168	1 881	8 085	11	7	—	1	1	2	—	—	—	—
<b>23</b>	<b>Construction .....</b>	<b>1 427</b>	<b>9 934</b>	<b>50 618</b>	<b>262</b>	<b>183</b>	<b>44</b>	<b>20</b>	<b>12</b>	<b>2</b>	<b>1</b>	<b>—</b>	<b>—</b>	<b>—</b>
233	Building, developing & general contracting .....	367	2 371	11 387	91	69	15	4	2	1	—	—	—	—
2332	Residential building construction .....	(C)	(D)	(D)	67	56	11	—	—	—	—	—	—	—
23321	Single-family housing construction .....	145	652	3 652	65	54	11	—	—	—	—	—	—	—
233210	Single-family housing construction .....	145	652	3 652	65	54	11	—	—	—	—	—	—	—
2333	Nonresidential building construction .....	220	1 717	7 703	23	12	4	4	2	1	—	—	—	—
23332	Commercial & institutional bldg construction ..	(C)	(D)	(D)	21	12	3	3	2	1	—	—	—	—
234	Heavy construction .....	297	2 636	16 338	18	7	4	3	3	—	1	—	—	—
2341	Highway, street, bridge & tunnel construction ...	238	2 361	14 800	9	3	1	1	3	—	1	—	—	—
23412	Bridge & tunnel construction .....	(C)	(D)	(D)	2	—	—	—	1	—	1	—	—	—
235	Special trade contractors .....	763	4 927	22 893	153	107	25	13	7	1	—	—	—	—
2351	Plumbing, heating & AC contractor .....	260	2 400	9 180	29	15	9	1	3	1	—	—	—	—
23511	Plumbing, heating & AC contractor .....	260	2 400	9 180	29	15	9	1	3	1	—	—	—	—
235110	Plumbing, heating & AC contractor .....	260	2 400	9 180	29	15	9	1	3	1	—	—	—	—
2353	Electrical contractors .....	119	1 011	4 217	17	10	2	4	1	—	—	—	—	—
23531	Electrical contractors .....	119	1 011	4 217	17	10	2	4	1	—	—	—	—	—
235310	Electrical contractors .....	119	1 011	4 217	17	10	2	4	1	—	—	—	—	—
2354	Masonry, drywall, insulation, tile contractors ...	103	362	1 986	25	19	2	2	2	—	—	—	—	—
<b>31-33</b>	<b>Manufacturing .....</b>	<b>937</b>	<b>6 251</b>	<b>25 290</b>	<b>74</b>	<b>41</b>	<b>12</b>	<b>6</b>	<b>8</b>	<b>7</b>	<b>—</b>	<b>—</b>	<b>—</b>	<b>—</b>
311	Food mfg .....	359	2 752	10 464	17	6	4	1	3	3	—	—	—	—
323	Printing & related support activities .....	184	1 083	4 770	9	3	1	2	1	2	—	—	—	—
3231	Printing & related support activities .....	184	1 083	4 770	9	3	1	2	1	2	—	—	—	—
32311	Printing .....	184	1 083	4 770	9	3	1	2	1	2	—	—	—	—
323110	Commercial lithographic printing .....	169	1 036	4 602	5	—	—	2	1	2	—	—	—	—
339	Miscellaneous mfg .....	104	488	2 087	16	12	3	—	—	1	—	—	—	—
<b>42</b>	<b>Wholesale trade .....</b>	<b>1 168</b>	<b>8 178</b>	<b>33 156</b>	<b>124</b>	<b>57</b>	<b>33</b>	<b>18</b>	<b>12</b>	<b>4</b>	<b>—</b>	<b>—</b>	<b>—</b>	<b>—</b>
421	Wholesale trade, durable goods .....	616	4 404	18 238	74	34	22	11	6	1	—	—	—	—
4215	Metal & mineral (except petroleum) whsle .....	109	707	2 704	4	1	1	—	1	1	—	—	—	—
42151	Metal service centers & offices whsle .....	109	707	2 704	4	1	1	—	1	1	—	—	—	—
421510	Metal service centers & offices whsle .....	109	707	2 704	4	1	1	—	1	1	—	—	—	—
4218	Machinery, equipment & supplies whsle .....	188	1 316	6 285	27	13	9	3	2	—	—	—	—	—
422	Wholesale trade, nondurable goods .....	552	3 774	14 918	50	23	11	7	6	3	—	—	—	—
4224	Grocery & related product whsle .....	207	1 369	4 679	12	5	3	1	1	2	—	—	—	—
42249	Other grocery & related products whsle .....	127	809	2 969	6	1	2	1	1	1	—	—	—	—
422490	Other grocery & related products whsle .....	127	809	2 969	6	1	2	1	1	1	—	—	—	—
<b>44-45</b>	<b>Retail trade .....</b>	<b>5 281</b>	<b>23 765</b>	<b>100 530</b>	<b>434</b>	<b>180</b>	<b>134</b>	<b>70</b>	<b>27</b>	<b>14</b>	<b>8</b>	<b>1</b>	<b>—</b>	<b>—</b>
441	Motor vehicle & parts dealers .....	787	5 046	21 927	66	22	19	17	3	5	—	—	—	—
4411	Automobile dealers .....	474	3 503	15 249	28	13	6	2	2	5	—	—	—	—
44111	New car dealers .....	348	2 645	11 490	8	1	—	1	2	4	—	—	—	—
441110	New car dealers .....	348	2 645	11 490	8	1	—	1	2	4	—	—	—	—
44112	Used car dealers .....	126	858	3 759	20	12	6	1	—	1	—	—	—	—
441120	Used car dealers .....	126	858	3 759	20	12	6	1	—	1	—	—	—	—
4413	Automotive parts, accessories & tire stores .....	230	1 109	4 780	30	7	12	11	—	—	—	—	—	—
44131	Automotive parts, accessories & tire stores ...	114	486	2 082	16	5	6	5	—	—	—	—	—	—
441310	Automotive parts, accessories & tire stores ...	114	486	2 082	16	5	6	5	—	—	—	—	—	—
44132	Tire dealers .....	116	623	2 698	14	2	6	6	—	—	—	—	—	—
441320	Tire dealers .....	116	623	2 698	14	2	6	6	—	—	—	—	—	—
442	Furniture & home furnishing stores .....	148	814	3 257	23	8	11	3	1	—	—	—	—	—
443	Electronics & appliance stores .....	141	869	3 307	25	13	9	2	1	—	—	—	—	—
4431	Electronics & appliance stores .....	141	869	3 307	25	13	9	2	1	—	—	—	—	—
44311	Appliance, TV & all other electronics stores ..	109	754	2 815	18	10	5	2	1	—	—	—	—	—
444	Bldg material & garden equip & supp dealers .....	526	3 337	13 809	48	17	21	6	2	1	1	—	—	—
4441	Building material & supplies dealers .....	451	2 867	11 757	37	12	18	3	2	1	1	—	—	—
44411	Home centers .....	(C)	(D)	(D)	1	—	—	—	—	—	1	—	—	—
44419	Other building material dealers .....	286	1 912	7 794	26	7	14	3	1	1	—	—	—	—
444190	Other building material dealers .....	286	1 912	7 794	26	7	14	3	1	1	—	—	—	—
445	Food & beverage stores .....	690	2 784	11 121	34	15	6	6	1	4	2	—	—	—
4451	Grocery stores .....	(F)	(D)	(D)	16	3	3	3	1	4	2	—	—	—
44511	Grocery (except convenience) stores .....	600	2 508	9 862	14	1	3	3	1	4	2	—	—	—
445110	Grocery (except convenience) stores .....	600	2 508	9 862	14	1	3	3	1	4	2	—	—	—
446	Health & personal care stores .....	413	1 881	8 710	35	18	8	5	3	—	1	—	—	—
4461	Health & personal care stores .....	413	1 881	8 710	35	18	8	5	3	—	1	—	—	—
44611	Pharmacies & drug stores .....	122	727	3 218	12	5	3	2	2	—	—	—	—	—
446110	Pharmacies & drug stores .....	122	727	3 218	12	5	3	2	2	—	—	—	—	—
44619	Other health & personal care stores .....	238	954	4 841	11	5	2	3	—	—	1	—	—	—
446199	All other health & personal care stores .....	220	965	4 720	8	4	—	3	—	—	1	—	—	—

See footnotes at end of table.



**Table 6. Counties—Employees, Payroll, and Establishments by Industry: 2001—Con.**

[Excludes most government employees, railroad employees, and self-employed persons. Size class 1 to 4 includes establishments with payroll, but no employees, during mid-March pay period. (D) denotes figures withheld to avoid disclosing data for individual companies; the data are included in broader industry totals. Detailed industries with 100 or more employees are shown if industry was not a (D). For explanation of terms, abbreviations, and data reliability/comparability, see introductory text]

NAICS code	Industry	Number of employees for week including March 12	Payroll (\$1,000)		Total number of establishments	Number of establishments by employment-size class								
			First quarter	Annual		1 to 4	5 to 9	10 to 19	20 to 49	50 to 99	100 to 249	250 to 499	500 to 999	1,000 or more
<b>CASCADE—Con.</b>														
<b>44-45 Retail trade—Con.</b>														
447	Gasoline stations .....	363	1 165	4 694	41	8	21	8	4	—	—	—	—	—
4471	Gasoline stations .....	363	1 165	4 694	41	8	21	8	4	—	—	—	—	—
44711	Gasoline stations with convenience stores ...	228	726	2 953	27	5	14	6	2	—	—	—	—	—
447110	Gasoline stations with convenience stores ...	228	726	2 953	27	5	14	6	2	—	—	—	—	—
44719	Other gasoline stations .....	135	439	1 741	14	3	7	2	2	—	—	—	—	—
447190	Other gasoline stations .....	135	439	1 741	14	3	7	2	2	—	—	—	—	—
448	Clothing & clothing accessories stores .....	285	878	3 658	46	19	17	10	—	—	—	—	—	—
4481	Clothing stores .....	188	521	2 086	25	9	7	9	—	—	—	—	—	—
451	Sporting goods, hobby, book & music stores ....	318	969	4 218	33	18	7	3	4	1	—	—	—	—
4511	Sporting goods, hobby, musical instrument stores .....	207	673	3 035	26	16	6	1	2	1	—	—	—	—
45111	Sporting goods stores .....	109	413	1 742	11	7	2	—	1	1	—	—	—	—
451110	Sporting goods stores .....	109	413	1 742	11	7	2	—	1	1	—	—	—	—
4512	Book, periodical & music stores .....	111	296	1 183	7	2	1	2	2	—	—	—	—	—
452	General merchandise stores .....	(G)	(D)	(D)	11	2	—	1	—	3	4	1	—	—
4521	Department stores .....	966	3 576	15 414	7	—	—	—	—	3	3	1	—	—
45211	Department stores .....	966	3 576	15 414	7	—	—	—	—	3	3	1	—	—
452110	Department stores .....	966	3 576	15 414	7	—	—	—	—	3	3	1	—	—
4529	Other general merchandise stores .....	(C)	(D)	(D)	4	2	—	1	—	—	1	—	—	—
45291	Warehouse clubs & superstores .....	(C)	(D)	(D)	1	—	—	—	—	—	1	—	—	—
453	Miscellaneous store retailers .....	346	1 018	4 737	57	34	13	4	6	—	—	—	—	—
4532	Office supplies, stationery & gift stores .....	113	327	1 349	20	14	3	—	3	—	—	—	—	—
4539	Other miscellaneous store retailers .....	126	416	2 307	25	16	6	2	1	—	—	—	—	—
454	Nonstore retailers .....	(C)	(D)	(D)	15	6	2	5	2	—	—	—	—	—
4543	Direct selling establishments .....	120	784	2 856	10	3	1	4	2	—	—	—	—	—
<b>48-49</b>	<b>Transportation &amp; warehousing .....</b>	<b>850</b>	<b>4 365</b>	<b>17 078</b>	<b>85</b>	<b>48</b>	<b>14</b>	<b>14</b>	<b>4</b>	<b>5</b>	—	—	—	—
484	Truck transportation .....	397	2 308	9 127	56	36	9	8	1	2	—	—	—	—
4841	General freight trucking .....	238	1 326	5 542	32	20	7	3	1	1	—	—	—	—
48412	General freight trucking, long-distance .....	220	1 211	5 040	27	17	6	2	1	1	—	—	—	—
484121	General freight trucking, long-distance, TL ..	202	1 042	4 372	24	16	4	2	1	1	—	—	—	—
4842	Specialized freight trucking .....	159	982	3 585	24	16	2	5	—	1	—	—	—	—
48421	Used household & office goods moving .....	112	798	2 700	9	4	1	3	—	1	—	—	—	—
484210	Used household & office goods moving .....	112	798	2 700	9	4	1	3	—	1	—	—	—	—
485	Transit & ground passenger transportation .....	132	329	1 313	4	1	—	—	2	1	—	—	—	—
492	Couriers & messengers .....	218	1 042	4 166	11	4	3	1	1	2	—	—	—	—
4921	Couriers .....	208	1 003	3 991	8	2	2	1	1	2	—	—	—	—
49211	Couriers .....	208	1 003	3 991	8	2	2	1	1	2	—	—	—	—
492110	Couriers .....	208	1 003	3 991	8	2	2	1	1	2	—	—	—	—
<b>51</b>	<b>Information .....</b>	<b>703</b>	<b>5 369</b>	<b>20 745</b>	<b>46</b>	<b>22</b>	<b>7</b>	<b>4</b>	<b>12</b>	—	<b>1</b>	—	—	—
511	Publishing industries .....	210	1 602	6 448	7	3	2	1	—	—	1	—	—	—
5111	Newspaper, periodical, book, database publishers .....	(C)	(D)	(D)	5	2	1	1	—	—	1	—	—	—
51111	Newspaper publishers .....	(C)	(D)	(D)	1	—	—	—	—	—	1	—	—	—
513	Broadcasting & telecommunications .....	350	2 828	10 659	26	13	3	2	8	—	—	—	—	—
5131	Radio & television broadcasting .....	167	1 013	3 502	7	2	—	—	5	—	—	—	—	—
51312	Television broadcasting .....	111	656	2 077	3	—	—	—	3	—	—	—	—	—
513120	Television broadcasting .....	111	656	2 077	3	—	—	—	3	—	—	—	—	—
<b>52</b>	<b>Finance &amp; insurance .....</b>	<b>2 064</b>	<b>15 812</b>	<b>63 517</b>	<b>175</b>	<b>104</b>	<b>29</b>	<b>21</b>	<b>16</b>	<b>2</b>	<b>2</b>	—	<b>1</b>	—
522	Credit intermediation & related activities .....	729	4 719	19 357	55	20	18	7	7	1	2	—	—	—
5221	Depository credit intermediation .....	497	3 602	14 537	31	9	8	5	7	1	1	—	—	—
52211	Commercial banking .....	352	2 801	11 308	20	6	6	3	3	1	1	—	—	—
522110	Commercial banking .....	352	2 801	11 308	20	6	6	3	3	1	1	—	—	—
52213	Credit unions .....	145	801	3 229	11	3	2	2	4	—	—	—	—	—
522130	Credit unions .....	145	801	3 229	11	3	2	2	4	—	—	—	—	—
5222	Nondepository credit intermediation .....	(C)	(D)	(D)	22	10	9	2	—	—	1	—	—	—
52229	Other nondepository credit intermediation .....	(C)	(D)	(D)	22	10	9	2	—	—	1	—	—	—
522292	Real estate credit .....	146	737	3 384	6	3	1	1	—	—	1	—	—	—
523	Security, commodity contracts & like activity .....	271	4 125	17 586	35	22	4	5	4	—	—	—	—	—
5231	Secrty & comdty contracts intermed & brokerage ..	(C)	(D)	(D)	16	6	4	4	2	—	—	—	—	—
52312	Securities brokerage .....	137	2 860	12 109	11	4	2	3	2	—	—	—	—	—
523120	Securities brokerage .....	137	2 860	12 109	11	4	2	3	2	—	—	—	—	—
5239	Other financial investment activities .....	(C)	(D)	(D)	19	16	—	1	2	—	—	—	—	—
524	Insurance carriers & related activities .....	1 064	6 968	26 574	85	62	7	9	5	1	—	—	1	—
5241	Insurance carriers .....	718	3 839	15 018	21	15	1	2	1	1	—	—	1	—
52411	Direct life, health, medical insurance carriers ..	(C)	(D)	(D)	5	2	1	1	—	—	1	—	—	—
52412	Other direct insurance carriers .....	564	2 504	10 295	13	11	—	1	—	—	—	—	1	—
5242	Agencies & other insurance related activities ...	346	3 129	11 556	64	47	6	7	4	—	—	—	—	—
52421	Insurance agencies & brokerages .....	281	2 458	8 965	59	45	5	7	2	—	—	—	—	—
524210	Insurance agencies & brokerages .....	281	2 458	8 965	59	45	5	7	2	—	—	—	—	—
<b>53</b>	<b>Real estate &amp; rental &amp; leasing .....</b>	<b>370</b>	<b>1 353</b>	<b>5 820</b>	<b>111</b>	<b>93</b>	<b>11</b>	<b>5</b>	<b>2</b>	—	—	—	—	—
531	Real estate .....	231	743	3 280	86	77	5	3	1	—	—	—	—	—
5311	Lessors of real estate .....	154	460	1 903	49	43	3	2	1	—	—	—	—	—
532	Rental & leasing services .....	(C)	(D)	(D)	24	15	6	2	1	—	—	—	—	—

See footnotes at end of table.

**Table 6. Counties—Employees, Payroll, and Establishments by Industry: 2001—Con.**

[Excludes most government employees, railroad employees, and self-employed persons. Size class 1 to 4 includes establishments with payroll, but no employees, during mid-March pay period. (D) denotes figures withheld to avoid disclosing data for individual companies; the data are included in broader industry totals. Detailed industries with 100 or more employees are shown if industry was not a (D). For explanation of terms, abbreviations, and data reliability/comparability, see introductory text]

NAICS code	Industry	Number of employees for week including March 12	Payroll (\$1,000)		Total number of establishments	Number of establishments by employment-size class								
			First quarter	Annual		1 to 4	5 to 9	10 to 19	20 to 49	50 to 99	100 to 249	250 to 499	500 to 999	1,000 or more
<b>CASCADE—Con.</b>														
<b>54</b>	<b>Professional, scientific &amp; technical services</b>	<b>1 007</b>	<b>7 971</b>	<b>35 404</b>	<b>187</b>	<b>124</b>	<b>37</b>	<b>15</b>	<b>10</b>	<b>1</b>	—	—	—	—
541	Professional, scientific & technical services	1 007	7 971	35 404	187	124	37	15	10	1	—	—	—	—
5411	Legal services	336	3 372	15 800	67	48	10	6	3	—	—	—	—	—
54111	Offices of lawyers	(E)	(D)	(D)	66	47	10	6	3	—	—	—	—	—
5412	Accounting, tax prep, bookkeep, payroll services	193	1 252	5 589	34	22	7	3	1	1	—	—	—	—
54121	Accounting, tax prep, bookkeep, payroll services	193	1 252	5 589	34	22	7	3	1	1	—	—	—	—
541211	Offices of certified public accountants	150	1 078	4 734	19	10	5	2	1	1	—	—	—	—
5413	Architectural, engineering & related services	198	1 925	8 094	27	15	7	1	4	—	—	—	—	—
54133	Engineering services	130	1 444	5 754	12	3	5	1	3	—	—	—	—	—
541330	Engineering services	130	1 444	5 754	12	3	5	1	3	—	—	—	—	—
5419	Oth professional, scientific, technical services	119	339	1 591	20	10	7	2	1	—	—	—	—	—
<b>55</b>	<b>Management of companies &amp; enterprises</b>	<b>413</b>	<b>3 599</b>	<b>15 016</b>	<b>13</b>	<b>5</b>	<b>2</b>	<b>2</b>	<b>2</b>	<b>—</b>	<b>2</b>	<b>—</b>	<b>—</b>	<b>—</b>
551	Management of companies & enterprises	413	3 599	15 016	13	5	2	2	2	—	2	—	—	—
5511	Management of companies & enterprises	413	3 599	15 016	13	5	2	2	2	—	2	—	—	—
55111	Management of companies & enterprises	413	3 599	15 016	13	5	2	2	2	—	2	—	—	—
551114	Corp, subsidiary & regional managing offices	413	3 599	15 016	13	5	2	2	2	—	2	—	—	—
<b>56</b>	<b>Admin, support, waste mgt, remediation services</b>	<b>1 217</b>	<b>4 340</b>	<b>17 676</b>	<b>105</b>	<b>58</b>	<b>24</b>	<b>8</b>	<b>8</b>	<b>6</b>	<b>1</b>	<b>—</b>	<b>—</b>	<b>—</b>
561	Administrative & support services	1 155	3 906	15 718	98	54	23	7	7	6	1	—	—	—
5613	Employment services	226	558	2 143	8	2	2	—	2	2	—	—	—	—
56132	Temporary help services	139	416	1 436	5	1	1	—	2	1	—	—	—	—
561320	Temporary help services	139	416	1 436	5	1	1	—	2	1	—	—	—	—
5614	Business support services	166	603	2 873	21	15	4	—	1	1	—	—	—	—
56142	Telephone call centers	(C)	(D)	(D)	2	—	1	—	—	1	—	—	—	—
5617	Services to buildings & dwellings	308	1 027	4 935	46	28	10	3	4	1	—	—	—	—
56172	Janitorial services	181	577	2 122	19	10	5	1	2	1	—	—	—	—
561720	Janitorial services	181	577	2 122	19	10	5	1	2	1	—	—	—	—
5619	Other support services	261	255	1 090	5	—	3	1	—	—	1	—	—	—
56199	All other support services	261	255	1 090	5	—	3	1	—	—	1	—	—	—
561990	All other support services	261	255	1 090	5	—	3	1	—	—	1	—	—	—
<b>61</b>	<b>Educational services</b>	<b>511</b>	<b>1 472</b>	<b>6 024</b>	<b>20</b>	<b>14</b>	<b>1</b>	<b>2</b>	<b>2</b>	<b>—</b>	<b>—</b>	<b>1</b>	<b>—</b>	<b>—</b>
611	Educational services	511	1 472	6 024	20	14	1	2	2	—	—	1	—	—
6113	Colleges, universities & professional schools	(E)	(D)	(D)	2	1	—	—	—	—	—	1	—	—
61131	Colleges, universities & professional schools	(E)	(D)	(D)	2	1	—	—	—	—	—	1	—	—
<b>62</b>	<b>Health care and social assistance</b>	<b>5 594</b>	<b>30 067</b>	<b>136 078</b>	<b>256</b>	<b>134</b>	<b>57</b>	<b>26</b>	<b>25</b>	<b>5</b>	<b>5</b>	<b>3</b>	<b>—</b>	<b>1</b>
621	Ambulatory health care services	1 544	9 603	46 134	156	88	41	13	11	1	1	1	—	—
6211	Offices of physicians	810	6 323	30 810	58	31	14	6	6	—	—	1	—	—
62111	Offices of physicians	810	6 323	30 810	58	31	14	6	6	—	—	1	—	—
6212	Offices of dentists	207	1 101	6 163	43	24	15	4	—	—	—	—	—	—
62121	Offices of dentists	207	1 101	6 163	43	24	15	4	—	—	—	—	—	—
621210	Offices of dentists	207	1 101	6 163	43	24	15	4	—	—	—	—	—	—
6213	Offices of other health practitioners	(C)	(D)	(D)	33	24	6	1	2	—	—	—	—	—
6214	Outpatient care centers	170	1 031	4 146	17	9	4	2	1	1	—	—	—	—
62142	Outpatient mental health, substance abuse ctrs	(C)	(D)	(D)	11	7	1	1	1	1	—	—	—	—
6216	Home health care services	190	321	1 282	3	—	1	—	1	—	1	—	—	—
62161	Home health care services	190	321	1 282	3	—	1	—	1	—	1	—	—	—
621610	Home health care services	190	321	1 282	3	—	1	—	1	—	1	—	—	—
622	Hospitals	(G)	(D)	(D)	2	—	1	—	—	—	—	—	—	1
6221	General medical & surgical hospitals	(G)	(D)	(D)	1	—	—	—	—	—	—	—	—	1
62211	General medical & surgical hospitals	(G)	(D)	(D)	1	—	—	—	—	—	—	—	—	1
623	Nursing & residential care facilities	1 136	4 628	19 342	23	5	2	4	7	1	3	1	—	—
6231	Nursing care facilities	568	2 576	10 908	4	1	—	—	—	—	2	1	—	—
62311	Nursing care facilities	568	2 576	10 908	4	1	—	—	—	—	2	1	—	—
623110	Nursing care facilities	568	2 576	10 908	4	1	—	—	—	—	2	1	—	—
6232	Residential mental retardation, health facil	100	375	1 507	5	—	—	3	2	—	—	—	—	—
62322	Residential mental health, subst abuse facil	100	375	1 507	5	—	—	3	2	—	—	—	—	—
623220	Residential mental health, subst abuse facil	100	375	1 507	5	—	—	3	2	—	—	—	—	—
6233	Community care facilities for the elderly	401	1 478	6 149	11	3	2	1	3	1	1	—	—	—
62331	Community care facilities for the elderly	401	1 478	6 149	11	3	2	1	3	1	1	—	—	—
623312	Homes for the elderly	392	1 452	5 971	8	1	1	1	3	1	1	—	—	—
624	Social assistance	(G)	(D)	(D)	75	41	13	9	7	3	1	1	—	—
6241	Individual & family services	(E)	(D)	(D)	27	14	6	3	3	—	1	—	—	—
62412	Services for elderly & disabled persons	214	962	3 634	8	3	3	—	1	—	1	—	—	—
624120	Services for elderly & disabled persons	214	962	3 634	8	3	3	—	1	—	1	—	—	—
62419	Other individual & family services	152	657	2 841	16	8	3	3	2	—	—	—	—	—
624190	Other individual & family services	152	657	2 841	16	8	3	3	2	—	—	—	—	—
6243	Vocational rehabilitation services	(E)	(D)	(D)	6	3	1	—	—	—	1	—	—	—
62431	Vocational rehabilitation services	(E)	(D)	(D)	6	3	1	—	—	—	1	—	—	—
6244	Child day care services	382	888	3 670	38	23	3	6	4	2	—	—	—	—
62441	Child day care services	382	888	3 670	38	23	3	6	4	2	—	—	—	—
624410	Child day care services	382	888	3 670	38	23	3	6	4	2	—	—	—	—

See footnotes at end of table.

**Table 6. Counties—Employees, Payroll, and Establishments by Industry: 2001—Con.**

[Excludes most government employees, railroad employees, and self-employed persons. Size class 1 to 4 includes establishments with payroll, but no employees, during mid-March pay period. (D) denotes figures withheld to avoid disclosing data for individual companies; the data are included in broader industry totals. Detailed industries with 100 or more employees are shown if industry was not a (D). For explanation of terms, abbreviations, and data reliability/comparability, see introductory text]

NAICS code	Industry	Number of employees for week including March 12	Payroll (\$1,000)		Total number of establishments	Number of establishments by employment-size class								
			First quarter	Annual		1 to 4	5 to 9	10 to 19	20 to 49	50 to 99	100 to 249	250 to 499	500 to 999	1,000 or more
<b>CASCADE—Con.</b>														
<b>71</b>	<b>Arts, entertainment &amp; recreation</b> .....	<b>633</b>	<b>1 940</b>	<b>8 226</b>	<b>69</b>	<b>36</b>	<b>11</b>	<b>12</b>	<b>9</b>	<b>1</b>	—	—	—	—
713	Amusement, gambling & recreation industries .....	544	1 613	6 682	56	27	10	10	8	1	—	—	—	—
7132	Gambling industries .....	250	836	3 311	24	6	6	7	5	—	—	—	—	—
71329	Other gambling industries .....	250	836	3 311	24	6	6	7	5	—	—	—	—	—
713290	Other gambling industries .....	250	836	3 311	24	6	6	7	5	—	—	—	—	—
7139	Other amusement & recreation industries .....	294	777	3 371	32	21	4	3	3	1	—	—	—	—
<b>72</b>	<b>Accommodation &amp; food services</b> .....	<b>3 674</b>	<b>8 137</b>	<b>35 511</b>	<b>251</b>	<b>82</b>	<b>47</b>	<b>56</b>	<b>57</b>	<b>7</b>	<b>2</b>	—	—	—
721	Accommodation .....	605	1 665	7 562	32	14	4	6	6	—	2	—	—	—
7211	Traveler accommodation .....	(F)	(D)	(D)	28	11	4	5	6	—	2	—	—	—
72111	Hotels (exc casino hotels) & motels .....	(E)	(D)	(D)	25	9	4	5	6	—	1	—	—	—
72112	Casino hotels .....	(C)	(D)	(D)	2	1	—	—	—	—	1	—	—	—
722	Food services & drinking places .....	3 069	6 472	27 949	219	68	43	50	51	7	—	—	—	—
7221	Full-service restaurants .....	1 261	2 927	12 304	80	24	15	14	24	3	—	—	—	—
72211	Full-service restaurants .....	1 261	2 927	12 304	80	24	15	14	24	3	—	—	—	—
722110	Full-service restaurants .....	1 261	2 927	12 304	80	24	15	14	24	3	—	—	—	—
7222	Limited-service eating places .....	1 341	2 515	10 989	77	19	10	22	22	4	—	—	—	—
72221	Limited-service eating places .....	1 341	2 515	10 989	77	19	10	22	22	4	—	—	—	—
722211	Limited-service restaurants .....	1 225	2 303	10 139	60	9	8	19	20	4	—	—	—	—
7224	Drinking places (alcoholic beverages) .....	451	1 011	4 527	58	22	18	13	5	—	—	—	—	—
72241	Drinking places (alcoholic beverages) .....	451	1 011	4 527	58	22	18	13	5	—	—	—	—	—
722410	Drinking places (alcoholic beverages) .....	451	1 011	4 527	58	22	18	13	5	—	—	—	—	—
<b>81</b>	<b>Other services (except public administration)</b> .....	<b>1 374</b>	<b>5 173</b>	<b>21 362</b>	<b>257</b>	<b>156</b>	<b>70</b>	<b>19</b>	<b>11</b>	<b>1</b>	—	—	—	—
811	Repair & maintenance .....	417	2 043	8 595	92	58	28	2	4	—	—	—	—	—
8111	Automotive repair & maintenance .....	358	1 736	7 282	67	38	24	1	4	—	—	—	—	—
81111	Automotive mechanical & electrical R&M .....	169	863	3 726	41	25	15	—	1	—	—	—	—	—
811111	General automotive repair .....	123	600	2 657	28	17	10	—	1	—	—	—	—	—
81112	Automotive body, paint, interior & glass repair .....	117	715	2 905	20	11	6	1	2	—	—	—	—	—
812	Personal & laundry services .....	246	883	3 771	57	37	15	4	1	—	—	—	—	—
813	Religious, grantmaking, civic, prof & like organizations .....	711	2 247	8 996	108	61	27	13	6	1	—	—	—	—
8131	Religious organizations .....	463	1 209	4 894	59	26	19	9	4	1	—	—	—	—
81311	Religious organizations .....	463	1 209	4 894	59	26	19	9	4	1	—	—	—	—
813110	Religious organizations .....	463	1 209	4 894	59	26	19	9	4	1	—	—	—	—
8134	Civic & social organizations .....	131	354	1 452	18	12	1	3	2	—	—	—	—	—
81341	Civic & social organizations .....	131	354	1 452	18	12	1	3	2	—	—	—	—	—
813410	Civic & social organizations .....	131	354	1 452	18	12	1	3	2	—	—	—	—	—
<b>95</b>	<b>Auxiliaries (exc corporate, subsidiary &amp; regional mgt)</b> .....	<b>100</b>	<b>1 157</b>	<b>4 868</b>	<b>5</b>	<b>2</b>	—	—	<b>3</b>	—	—	—	—	—
<b>99</b>	<b>Unclassified establishments</b> .....	<b>19</b>	<b>50</b>	<b>293</b>	<b>23</b>	<b>21</b>	<b>2</b>	—	—	—	—	—	—	—
<b>CHOUTEAU</b>														
	<b>Total</b> .....	<b>715</b>	<b>2 740</b>	<b>12 124</b>	<b>152</b>	<b>117</b>	<b>20</b>	<b>9</b>	<b>5</b>	<b>1</b>	—	—	—	—
11	Forestry, fishing, hunting, and agriculture support .....	3	7	56	7	7	—	—	—	—	—	—	—	—
22	Utilities .....	7	20	97	3	3	—	—	—	—	—	—	—	—
23	Construction .....	(A)	(D)	(D)	9	8	1	—	—	—	—	—	—	—
31-33	Manufacturing .....	38	214	779	8	5	1	2	—	—	—	—	—	—
42	Wholesale trade .....	67	300	1 212	15	10	4	1	—	—	—	—	—	—
44-45	Retail trade .....	152	488	2 367	24	15	4	4	1	—	—	—	—	—
48-49	Transportation & warehousing .....	19	46	303	5	4	1	—	—	—	—	—	—	—
51	Information .....	(A)	(D)	(D)	2	2	—	—	—	—	—	—	—	—
52	Finance & insurance .....	47	381	1 483	9	6	2	—	1	—	—	—	—	—
53	Real estate & rental & leasing .....	22	45	182	6	5	—	1	—	—	—	—	—	—
54	Professional, scientific & technical services .....	(A)	(D)	(D)	5	5	—	—	—	—	—	—	—	—
56	Admin, support, waste mgt, remediation services .....	(A)	(D)	(D)	1	1	—	—	—	—	—	—	—	—
61	Educational services .....	(A)	(D)	(D)	1	1	—	—	—	—	—	—	—	—
62	Health care and social assistance .....	211	884	3 964	15	10	2	—	2	1	—	—	—	—
71	Arts, entertainment & recreation .....	10	22	230	7	7	—	—	—	—	—	—	—	—
72	Accommodation & food services .....	80	136	649	19	13	4	1	1	—	—	—	—	—
81	Other services (except public administration) .....	24	59	235	16	15	1	—	—	—	—	—	—	—

See footnotes at end of table.

**Table 6. Counties—Employees, Payroll, and Establishments by Industry: 2001—Con.**

[Excludes most government employees, railroad employees, and self-employed persons. Size class 1 to 4 includes establishments with payroll, but no employees, during mid-March pay period. (D) denotes figures withheld to avoid disclosing data for individual companies; the data are included in broader industry totals. Detailed industries with 100 or more employees are shown if industry was not a (D). For explanation of terms, abbreviations, and data reliability/comparability, see introductory text]

NAICS code	Industry	Number of employees for week including March 12	Payroll (\$1,000)		Total number of establishments	Number of establishments by employment-size class									
			First quarter	Annual		1 to 4	5 to 9	10 to 19	20 to 49	50 to 99	100 to 249	250 to 499	500 to 999	1,000 or more	
<b>CUSTER</b>															
	<b>Total .....</b>	<b>3 752</b>	<b>19 578</b>	<b>84 200</b>	<b>393</b>	<b>209</b>	<b>98</b>	<b>44</b>	<b>31</b>	<b>7</b>	<b>3</b>	<b>1</b>	-	-	
11	<b>Forestry, fishing, hunting, and agriculture support .....</b>	(A)	(D)	(D)	2	2	-	-	-	-	-	-	-	-	
22	<b>Utilities .....</b>	(B)	(D)	(D)	2	1	-	-	1	-	-	-	-	-	
23	<b>Construction .....</b>	230	1 915	11 496	38	27	10	-	-	-	1	-	-	-	
234	Heavy construction .....	(C)	(D)	(D)	7	4	2	-	-	-	1	-	-	-	
2341	Highway, street, bridge & tunnel construction ...	(C)	(D)	(D)	2	-	1	-	-	-	1	-	-	-	
23411	Highway & street construction .....	(C)	(D)	(D)	2	-	1	-	-	-	1	-	-	-	
31-33	<b>Manufacturing .....</b>	73	361	1 766	11	9	1	-	-	1	-	-	-	-	
42	<b>Wholesale trade .....</b>	143	676	2 876	20	11	3	4	2	-	-	-	-	-	
44-45	<b>Retail trade .....</b>	744	2 830	12 009	68	27	21	12	6	1	1	-	-	-	
441	Motor vehicle & parts dealers .....	110	528	2 132	12	3	3	5	1	-	-	-	-	-	
444	Bldg material & garden equip & supp dealers .....	117	579	2 521	9	3	2	2	2	-	-	-	-	-	
445	Food & beverage stores .....	(C)	(D)	(D)	5	2	-	-	2	1	-	-	-	-	
4451	Grocery stores .....	149	521	2 148	4	1	-	-	2	1	-	-	-	-	
44511	Grocery (except convenience) stores .....	149	521	2 148	4	1	-	-	2	1	-	-	-	-	
445110	Grocery (except convenience) stores .....	149	521	2 148	4	1	-	-	2	1	-	-	-	-	
452	General merchandise stores .....	(C)	(D)	(D)	1	-	-	-	-	-	1	-	-	-	
4521	Department stores .....	(C)	(D)	(D)	1	-	-	-	-	-	1	-	-	-	
45211	Department stores .....	(C)	(D)	(D)	1	-	-	-	-	-	1	-	-	-	
48-49	<b>Transportation &amp; warehousing .....</b>	128	1 128	4 057	20	11	6	1	2	-	-	-	-	-	
51	<b>Information .....</b>	89	385	1 689	7	3	2	1	-	1	-	-	-	-	
52	<b>Finance &amp; insurance .....</b>	181	1 420	5 710	23	14	5	2	1	1	-	-	-	-	
522	Credit intermediation & related activities .....	(C)	(D)	(D)	7	2	2	1	1	1	-	-	-	-	
5221	Depository credit intermediation .....	(C)	(D)	(D)	5	1	2	-	1	1	-	-	-	-	
52211	Commercial banking .....	108	1 022	3 720	3	-	1	-	1	1	-	-	-	-	
522110	Commercial banking .....	108	1 022	3 720	3	-	1	-	1	1	-	-	-	-	
53	<b>Real estate &amp; rental &amp; leasing .....</b>	17	65	293	10	9	1	-	-	-	-	-	-	-	
54	<b>Professional, scientific &amp; technical services .....</b>	103	615	2 189	26	15	10	1	-	-	-	-	-	-	
541	Professional, scientific & technical services .....	103	615	2 189	26	15	10	1	-	-	-	-	-	-	
56	<b>Admin, support, waste mgt, remediation services .....</b>	(B)	(D)	(D)	12	8	4	-	-	-	-	-	-	-	
61	<b>Educational services .....</b>	(B)	(D)	(D)	2	1	-	-	1	-	-	-	-	-	
62	<b>Health care and social assistance .....</b>	1 104	7 695	31 125	51	24	11	7	4	3	1	1	-	-	
621	Ambulatory health care services .....	243	2 242	8 994	26	11	9	3	2	1	-	-	-	-	
622	Hospitals .....	(F)	(D)	(D)	2	-	-	-	-	-	1	1	-	-	
6221	General medical & surgical hospitals .....	(F)	(D)	(D)	2	-	-	-	-	-	1	1	-	-	
62211	General medical & surgical hospitals .....	(F)	(D)	(D)	2	-	-	-	-	-	1	1	-	-	
623	Nursing & residential care facilities .....	216	812	3 082	8	2	1	2	1	2	-	-	-	-	
71	<b>Arts, entertainment &amp; recreation .....</b>	87	311	1 438	12	6	2	3	1	-	-	-	-	-	
72	<b>Accommodation &amp; food services .....</b>	596	1 144	5 240	45	12	10	11	12	-	-	-	-	-	
721	Accommodation .....	139	321	1 411	12	4	1	5	2	-	-	-	-	-	
7211	Traveler accommodation .....	(C)	(D)	(D)	10	2	1	5	2	-	-	-	-	-	
722	Food services & drinking places .....	457	823	3 829	33	8	9	6	10	-	-	-	-	-	
7221	Full-service restaurants .....	189	376	1 761	13	3	3	2	5	-	-	-	-	-	
72211	Full-service restaurants .....	189	376	1 761	13	3	3	2	5	-	-	-	-	-	
722110	Full-service restaurants .....	189	376	1 761	13	3	3	2	5	-	-	-	-	-	
7222	Limited-service eating places .....	198	343	1 654	9	-	3	1	5	-	-	-	-	-	
72221	Limited-service eating places .....	198	343	1 654	9	-	3	1	5	-	-	-	-	-	
722211	Limited-service restaurants .....	198	343	1 654	9	-	3	1	5	-	-	-	-	-	
81	<b>Other services (except public administration) .....</b>	164	559	2 464	34	19	12	2	1	-	-	-	-	-	
95	<b>Auxiliaries (exc corporate, subsidiary &amp; regional mgt) .....</b>	(A)	(D)	(D)	1	1	-	-	-	-	-	-	-	-	
99	<b>Unclassified establishments .....</b>	6	11	66	9	9	-	-	-	-	-	-	-	-	

See footnotes at end of table.

**Table 6. Counties—Employees, Payroll, and Establishments by Industry: 2001—Con.**

[Excludes most government employees, railroad employees, and self-employed persons. Size class 1 to 4 includes establishments with payroll, but no employees, during mid-March pay period. (D) denotes figures withheld to avoid disclosing data for individual companies; the data are included in broader industry totals. Detailed industries with 100 or more employees are shown if industry was not a (D). For explanation of terms, abbreviations, and data reliability/comparability, see introductory text]

NAICS code	Industry	Number of employees for week including March 12	Payroll (\$1,000)		Total number of establishments	Number of establishments by employment-size class								
			First quarter	Annual		1 to 4	5 to 9	10 to 19	20 to 49	50 to 99	100 to 249	250 to 499	500 to 999	1,000 or more
<b>DANIELS</b>														
	<b>Total</b> .....	<b>533</b>	<b>2 763</b>	<b>11 616</b>	<b>85</b>	<b>50</b>	<b>23</b>	<b>9</b>	<b>1</b>	<b>1</b>	<b>1</b>			
11	Forestry, fishing, hunting, and agriculture support .....	(A)	(D)	(D)	2	1	1	—	—	—	—	—	—	—
22	Utilities .....	(A)	(D)	(D)	1	1	—	—	—	—	—	—	—	—
23	Construction .....	14	39	211	6	4	2	—	—	—	—	—	—	—
31-33	Manufacturing .....	(A)	(D)	(D)	3	2	1	—	—	—	—	—	—	—
42	Wholesale trade .....	33	192	817	7	4	2	1	—	—	—	—	—	—
44-45	Retail trade .....	109	455	2 017	16	7	4	4	1	—	—	—	—	—
48-49	Transportation & warehousing .....	9	18	141	5	5	—	—	—	—	—	—	—	—
51	Information .....	(C)	(D)	(D)	5	—	1	3	—	—	1	—	—	—
513	Broadcasting & telecommunications .....	(C)	(D)	(D)	4	—	—	3	—	—	1	—	—	—
5133	Telecommunications .....	(C)	(D)	(D)	3	—	—	2	—	—	1	—	—	—
51331	Wired telecommunications carriers .....	(C)	(D)	(D)	3	—	—	2	—	—	1	—	—	—
52	Finance & insurance .....	33	164	565	6	3	2	1	—	—	—	—	—	—
54	Professional, scientific & technical services .....	12	34	114	5	4	1	—	—	—	—	—	—	—
56	Admin, support, waste mgt, remediation services .....	(A)	(D)	(D)	2	1	1	—	—	—	—	—	—	—
62	Health care and social assistance .....	(B)	(D)	(D)	4	1	2	—	—	1	—	—	—	—
71	Arts, entertainment & recreation .....	7	10	64	3	2	1	—	—	—	—	—	—	—
72	Accommodation & food services .....	25	29	163	9	6	3	—	—	—	—	—	—	—
81	Other services (except public administration) .....	24	60	220	9	7	2	—	—	—	—	—	—	—
99	Unclassified establishments .....	(A)	(D)	(D)	2	2	—	—	—	—	—	—	—	—
<b>DAWSON</b>														
	<b>Total</b> .....	<b>2 468</b>	<b>10 356</b>	<b>43 860</b>	<b>304</b>	<b>176</b>	<b>69</b>	<b>34</b>	<b>18</b>	<b>5</b>	<b>1</b>	<b>1</b>		
21	Mining .....	86	605	3 111	9	4	3	1	—	1	—	—	—	—
22	Utilities .....	(B)	(D)	(D)	2	1	—	—	1	—	—	—	—	—
23	Construction .....	41	138	669	26	25	1	—	—	—	—	—	—	—
31-33	Manufacturing .....	(B)	(D)	(D)	6	4	1	—	1	—	—	—	—	—
42	Wholesale trade .....	179	793	3 853	21	14	—	5	1	1	—	—	—	—
422	Wholesale trade, nondurable goods .....	114	313	2 048	11	7	—	3	—	1	—	—	—	—
44-45	Retail trade .....	484	1 864	7 635	56	24	20	7	3	2	—	—	—	—
445	Food & beverage stores .....	(C)	(D)	(D)	2	—	—	—	1	1	—	—	—	—
4451	Grocery stores .....	(C)	(D)	(D)	2	—	—	—	1	1	—	—	—	—
44511	Grocery (except convenience) stores .....	(C)	(D)	(D)	2	—	—	—	1	1	—	—	—	—
48-49	Transportation & warehousing .....	39	447	1 552	11	8	2	1	—	—	—	—	—	—
51	Information .....	117	834	3 182	14	7	4	2	1	—	—	—	—	—
52	Finance & insurance .....	92	598	2 440	18	12	3	2	1	—	—	—	—	—
53	Real estate & rental & leasing .....	20	101	365	6	5	—	1	—	—	—	—	—	—
54	Professional, scientific & technical services .....	45	124	404	12	9	1	2	—	—	—	—	—	—
56	Admin, support, waste mgt, remediation services .....	33	79	295	13	10	3	—	—	—	—	—	—	—
61	Educational services .....	(A)	(D)	(D)	1	1	—	—	—	—	—	—	—	—
62	Health care and social assistance .....	622	2 664	11 419	30	13	10	3	1	1	1	1	—	—
622	Hospitals .....	(E)	(D)	(D)	1	—	—	—	—	—	—	1	—	—
6221	General medical & surgical hospitals .....	(E)	(D)	(D)	1	—	—	—	—	—	—	1	—	—
62211	General medical & surgical hospitals .....	(E)	(D)	(D)	1	—	—	—	—	—	—	1	—	—
624	Social assistance .....	(C)	(D)	(D)	11	5	4	1	—	—	1	—	—	—
6241	Individual & family services .....	(C)	(D)	(D)	5	2	1	1	—	—	1	—	—	—
62419	Other individual & family services .....	(C)	(D)	(D)	4	2	—	1	—	—	1	—	—	—
71	Arts, entertainment & recreation .....	98	244	1 132	9	2	2	3	2	—	—	—	—	—
72	Accommodation & food services .....	381	581	2 629	27	8	7	5	7	—	—	—	—	—
721	Accommodation .....	119	221	1 053	9	3	3	1	2	—	—	—	—	—
7211	Traveler accommodation .....	(C)	(D)	(D)	8	2	3	1	2	—	—	—	—	—
722	Food services & drinking places .....	262	360	1 576	18	5	4	4	5	—	—	—	—	—
7222	Limited-service eating places .....	113	144	644	7	3	—	2	2	—	—	—	—	—
72221	Limited-service eating places .....	113	144	644	7	3	—	2	2	—	—	—	—	—
722211	Limited-service restaurants .....	113	144	644	7	3	—	2	2	—	—	—	—	—
81	Other services (except public administration) .....	149	555	2 260	40	27	12	1	—	—	—	—	—	—
95	Auxiliaries (exc corporate, subsidiary & regional mgt) .....	(A)	(D)	(D)	2	1	—	1	—	—	—	—	—	—
99	Unclassified establishments .....	(A)	(D)	(D)	1	1	—	—	—	—	—	—	—	—

See footnotes at end of table.

**Table 6. Counties—Employees, Payroll, and Establishments by Industry: 2001—Con.**

[Excludes most government employees, railroad employees, and self-employed persons. Size class 1 to 4 includes establishments with payroll, but no employees, during mid-March pay period. (D) denotes figures withheld to avoid disclosing data for individual companies; the data are included in broader industry totals. Detailed industries with 100 or more employees are shown if industry was not a (D). For explanation of terms, abbreviations, and data reliability/comparability, see introductory text]

NAICS code	Industry	Number of employees for week including March 12	Payroll (\$1,000)		Total number of establishments	Number of establishments by employment-size class								
			First quarter	Annual		1 to 4	5 to 9	10 to 19	20 to 49	50 to 99	100 to 249	250 to 499	500 to 999	1,000 or more
<b>DEER LODGE</b>														
	<b>Total</b> .....	<b>2 400</b>	<b>11 530</b>	<b>48 027</b>	<b>237</b>	<b>140</b>	<b>48</b>	<b>30</b>	<b>11</b>	<b>5</b>	<b>2</b>	<b>-</b>	<b>1</b>	<b>-</b>
11	Forestry, fishing, hunting, and agriculture support .....	(A)	(D)	(D)	1	1	-	-	-	-	-	-	-	-
21	Mining .....	(A)	(D)	(D)	3	3	-	-	-	-	-	-	-	-
22	Utilities .....	(A)	(D)	(D)	1	1	-	-	-	-	-	-	-	-
23	Construction .....	143	861	3 851	22	14	5	2	-	1	-	-	-	-
31-33	Manufacturing .....	91	687	2 848	6	3	1	1	-	1	-	-	-	-
42	Wholesale trade .....	11	46	161	3	2	1	-	-	-	-	-	-	-
44-45	Retail trade .....	289	1 143	4 771	42	25	8	6	2	1	-	-	-	-
445	Food & beverage stores .....	105	415	1 664	7	4	1	-	1	1	-	-	-	-
48-49	Transportation & warehousing .....	25	45	164	3	2	-	-	1	-	-	-	-	-
51	Information .....	30	106	452	4	1	2	1	-	-	-	-	-	-
52	Finance & insurance .....	63	355	1 391	14	9	3	2	-	-	-	-	-	-
53	Real estate & rental & leasing .....	16	53	224	5	4	-	1	-	-	-	-	-	-
54	Professional, scientific & technical services .....	36	162	667	11	9	1	1	-	-	-	-	-	-
55	Management of companies & enterprises .....	(B)	(D)	(D)	1	-	-	-	1	-	-	-	-	-
56	Admin, support, waste mgt, remediation services .....	20	102	513	7	5	1	1	-	-	-	-	-	-
61	Educational services .....	(B)	(D)	(D)	2	1	-	-	1	-	-	-	-	-
62	Health care and social assistance .....	924	6 156	25 576	38	18	12	5	-	1	1	-	1	-
621	Ambulatory health care services .....	107	706	2 598	23	14	8	1	-	-	-	-	-	-
622	Hospitals .....	(F)	(D)	(D)	2	-	-	-	-	-	1	-	1	-
6221	General medical & surgical hospitals .....	(C)	(D)	(D)	1	-	-	-	-	-	1	-	-	-
62211	General medical & surgical hospitals .....	(C)	(D)	(D)	1	-	-	-	-	-	1	-	-	-
6222	Psychiatric & substance abuse hospitals .....	(F)	(D)	(D)	1	-	-	-	-	-	-	-	1	-
62221	Psychiatric & substance abuse hospitals .....	(F)	(D)	(D)	1	-	-	-	-	-	-	-	1	-
71	Arts, entertainment & recreation .....	(C)	(D)	(D)	13	7	2	1	2	1	-	-	-	-
713	Amusement, gambling & recreation industries .....	(C)	(D)	(D)	12	6	2	1	2	1	-	-	-	-
7139	Other amusement & recreation industries .....	130	350	937	10	6	2	-	1	1	-	-	-	-
72	Accommodation & food services .....	425	824	3 859	37	20	6	6	4	-	1	-	-	-
721	Accommodation .....	161	423	1 985	7	3	3	-	-	-	1	-	-	-
7211	Traveler accommodation .....	161	423	1 985	7	3	3	-	-	-	1	-	-	-
72111	Hotels (exc casino hotels) & motels .....	161	423	1 985	7	3	3	-	-	-	1	-	-	-
721110	Hotels (exc casino hotels) & motels .....	161	423	1 985	7	3	3	-	-	-	1	-	-	-
722	Food services & drinking places .....	264	1 874	30	17	3	6	4	-	-	-	-	-	-
7221	Full-service restaurants .....	108	162	724	11	5	1	3	2	-	-	-	-	-
72211	Full-service restaurants .....	108	162	724	11	5	1	3	2	-	-	-	-	-
722110	Full-service restaurants .....	108	162	724	11	5	1	3	2	-	-	-	-	-
7222	Limited-service eating places .....	111	173	861	7	3	-	2	2	-	-	-	-	-
72221	Limited-service eating places .....	111	173	861	7	3	-	2	2	-	-	-	-	-
81	Other services (except public administration) .....	106	271	1 109	23	14	6	3	-	-	-	-	-	-
95	Auxiliaries (exc corporate, subsidiary & regional mgt) .....	(A)	(D)	(D)	1	1	-	-	-	-	-	-	-	-
<b>FALLON</b>														
	<b>Total</b> .....	<b>684</b>	<b>3 370</b>	<b>14 896</b>	<b>116</b>	<b>67</b>	<b>31</b>	<b>16</b>	<b>1</b>	<b>-</b>	<b>1</b>	<b>-</b>	<b>-</b>	<b>-</b>
21	Mining .....	82	791	3 563	13	4	5	4	-	-	-	-	-	-
22	Utilities .....	(A)	(D)	(D)	1	1	-	-	-	-	-	-	-	-
23	Construction .....	(B)	(D)	(D)	13	9	3	1	-	-	-	-	-	-
31-33	Manufacturing .....	7	19	78	4	4	-	-	-	-	-	-	-	-
42	Wholesale trade .....	(B)	(D)	(D)	6	4	1	1	-	-	-	-	-	-
44-45	Retail trade .....	139	464	2 144	19	9	6	3	1	-	-	-	-	-
48-49	Transportation & warehousing .....	65	459	1 942	9	3	4	2	-	-	-	-	-	-
51	Information .....	18	92	378	3	1	2	-	-	-	-	-	-	-
52	Finance & insurance .....	37	167	726	6	2	3	1	-	-	-	-	-	-
53	Real estate & rental & leasing .....	(A)	(D)	(D)	1	1	-	-	-	-	-	-	-	-
54	Professional, scientific & technical services .....	9	20	108	4	4	-	-	-	-	-	-	-	-
62	Health care and social assistance .....	(C)	(D)	(D)	5	1	3	-	-	-	1	-	-	-
622	Hospitals .....	(C)	(D)	(D)	1	-	-	-	-	-	1	-	-	-
6221	General medical & surgical hospitals .....	(C)	(D)	(D)	1	-	-	-	-	-	1	-	-	-
62211	General medical & surgical hospitals .....	(C)	(D)	(D)	1	-	-	-	-	-	1	-	-	-
71	Arts, entertainment & recreation .....	(A)	(D)	(D)	1	1	-	-	-	-	-	-	-	-
72	Accommodation & food services .....	77	139	694	14	8	3	3	-	-	-	-	-	-
81	Other services (except public administration) .....	39	101	437	13	11	1	1	-	-	-	-	-	-

See footnotes at end of table.

**Table 6. Counties—Employees, Payroll, and Establishments by Industry: 2001—Con.**

[Excludes most government employees, railroad employees, and self-employed persons. Size class 1 to 4 includes establishments with payroll, but no employees, during mid-March pay period. (D) denotes figures withheld to avoid disclosing data for individual companies; the data are included in broader industry totals. Detailed industries with 100 or more employees are shown if industry was not a (D). For explanation of terms, abbreviations, and data reliability/comparability, see introductory text]

NAICS code	Industry	Number of employees for week including March 12	Payroll (\$1,000)		Total number of establishments	Number of establishments by employment-size class									
			First quarter	Annual		1 to 4	5 to 9	10 to 19	20 to 49	50 to 99	100 to 249	250 to 499	500 to 999	1,000 or more	
<b>FALLON—Con.</b>															
95	<b>Auxiliaries (exc corporate, subsidiary &amp; regional mgt) .....</b>	(A)	(D)	(D)	1	1	—	—	—	—	—	—	—	—	
99	<b>Unclassified establishments .....</b>	1	3	17	3	3	—	—	—	—	—	—	—	—	
<b>FERGUS</b>															
	<b>Total .....</b>	3 133	13 328	63 293	446	277	89	46	27	6	—	1	—	—	
11	<b>Forestry, fishing, hunting, and agriculture support .....</b>	16	58	215	7	5	2	—	—	—	—	—	—	—	
21	<b>Mining .....</b>	(A)	(D)	(D)	2	2	—	—	—	—	—	—	—	—	
22	<b>Utilities .....</b>	56	611	2 475	5	2	—	2	1	—	—	—	—	—	
23	<b>Construction .....</b>	200	1 248	10 988	50	38	7	2	3	—	—	—	—	—	
234	Heavy construction .....	(C)	(D)	(D)	9	3	3	—	3	—	—	—	—	—	
31-33	<b>Manufacturing .....</b>	277	1 459	7 033	27	19	2	3	1	2	—	—	—	—	
42	<b>Wholesale trade .....</b>	228	1 357	6 123	28	12	10	3	3	—	—	—	—	—	
421	Wholesale trade, durable goods .....	136	960	4 287	9	2	3	1	3	—	—	—	—	—	
44-45	<b>Retail trade .....</b>	526	1 932	8 289	79	41	20	13	4	1	—	—	—	—	
445	Food & beverage stores .....	122	447	1 861	12	8	3	—	—	1	—	—	—	—	
4451	Grocery stores .....	(C)	(D)	(D)	7	4	2	—	—	1	—	—	—	—	
44511	Grocery (except convenience) stores .....	(C)	(D)	(D)	7	4	2	—	—	1	—	—	—	—	
48-49	<b>Transportation &amp; warehousing .....</b>	(B)	(D)	(D)	10	9	—	1	—	—	—	—	—	—	
51	<b>Information .....</b>	68	212	902	7	3	2	1	1	—	—	—	—	—	
52	<b>Finance &amp; insurance .....</b>	155	995	4 040	21	10	6	4	1	—	—	—	—	—	
522	Credit intermediation & related activities .....	125	779	3 191	9	2	2	4	1	—	—	—	—	—	
5221	Depository credit intermediation .....	(C)	(D)	(D)	7	—	2	4	1	—	—	—	—	—	
52211	Commercial banking .....	102	635	2 566	6	—	2	3	1	—	—	—	—	—	
522110	Commercial banking .....	102	635	2 566	6	—	2	3	1	—	—	—	—	—	
53	<b>Real estate &amp; rental &amp; leasing .....</b>	45	105	468	12	9	2	1	—	—	—	—	—	—	
54	<b>Professional, scientific &amp; technical services .....</b>	81	286	1 129	34	29	4	1	—	—	—	—	—	—	
56	<b>Admin, support, waste mgt, remediation services .....</b>	(A)	(D)	(D)	6	4	2	—	—	—	—	—	—	—	
61	<b>Educational services .....</b>	16	68	321	6	5	—	1	—	—	—	—	—	—	
62	<b>Health care and social assistance .....</b>	746	3 457	14 205	48	20	14	6	5	2	—	1	—	—	
621	Ambulatory health care services .....	180	847	3 653	29	14	12	2	—	1	—	—	—	—	
622	Hospitals .....	(E)	(D)	(D)	1	—	—	—	—	—	—	1	—	—	
6221	General medical & surgical hospitals .....	(E)	(D)	(D)	1	—	—	—	—	—	—	1	—	—	
62211	General medical & surgical hospitals .....	(E)	(D)	(D)	1	—	—	—	—	—	—	1	—	—	
623	Nursing & residential care facilities .....	(C)	(D)	(D)	6	2	1	2	—	1	—	—	—	—	
624	Social assistance .....	(C)	(D)	(D)	12	4	1	2	5	—	—	—	—	—	
6241	Individual & family services .....	(C)	(D)	(D)	7	3	1	—	3	—	—	—	—	—	
71	<b>Arts, entertainment &amp; recreation .....</b>	22	91	365	9	7	2	—	—	—	—	—	—	—	
72	<b>Accommodation &amp; food services .....</b>	487	894	4 150	44	23	8	4	8	1	—	—	—	—	
721	Accommodation .....	112	248	1 240	8	5	1	1	—	1	—	—	—	—	
7211	Traveler accommodation .....	112	248	1 240	8	5	1	1	—	1	—	—	—	—	
722	Food services & drinking places .....	375	646	2 910	36	18	7	3	8	—	—	—	—	—	
7221	Full-service restaurants .....	171	344	1 444	14	4	5	2	3	—	—	—	—	—	
72211	Full-service restaurants .....	171	344	1 444	14	4	5	2	3	—	—	—	—	—	
722110	Full-service restaurants .....	171	344	1 444	14	4	5	2	3	—	—	—	—	—	
7222	Limited-service eating places .....	175	229	1 154	15	9	—	1	5	—	—	—	—	—	
72221	Limited-service eating places .....	175	229	1 154	15	9	—	1	5	—	—	—	—	—	
722211	Limited-service restaurants .....	170	225	1 121	12	6	—	1	5	—	—	—	—	—	
81	<b>Other services (except public administration) .....</b>	140	309	1 477	41	30	8	3	—	—	—	—	—	—	
95	<b>Auxiliaries (exc corporate, subsidiary &amp; regional mgt) .....</b>	(A)	(D)	(D)	1	1	—	—	—	—	—	—	—	—	
99	<b>Unclassified establishments .....</b>	18	25	173	9	8	—	1	—	—	—	—	—	—	

See footnotes at end of table.

**Table 6. Counties—Employees, Payroll, and Establishments by Industry: 2001—Con.**

[Excludes most government employees, railroad employees, and self-employed persons. Size class 1 to 4 includes establishments with payroll, but no employees, during mid-March pay period. (D) denotes figures withheld to avoid disclosing data for individual companies; the data are included in broader industry totals. Detailed industries with 100 or more employees are shown if industry was not a (D). For explanation of terms, abbreviations, and data reliability/comparability, see introductory text]

NAICS code	Industry	Number of employees for week including March 12	Payroll (\$1,000)		Total number of establishments	Number of establishments by employment-size class								
			First quarter	Annual		1 to 4	5 to 9	10 to 19	20 to 49	50 to 99	100 to 249	250 to 499	500 to 999	1,000 or more
<b>FLATHEAD</b>														
	<b>Total</b> .....	<b>29 075</b>	<b>163 709</b>	<b>708 566</b>	<b>3 279</b>	<b>2 035</b>	<b>616</b>	<b>342</b>	<b>206</b>	<b>51</b>	<b>18</b>	<b>8</b>	<b>2</b>	<b>1</b>
<b>11</b>	<b>Forestry, fishing, hunting, and agriculture support</b> .....	<b>306</b>	<b>1 976</b>	<b>8 646</b>	<b>73</b>	<b>55</b>	<b>9</b>	<b>5</b>	<b>4</b>	—	—	—	—	—
113	Forestry and logging .....	252	1 805	7 812	64	49	8	4	3	—	—	—	—	—
1133	Logging .....	252	1 805	7 812	64	49	8	4	3	—	—	—	—	—
11331	Logging .....	252	1 805	7 812	64	49	8	4	3	—	—	—	—	—
113310	Logging .....	252	1 805	7 812	64	49	8	4	3	—	—	—	—	—
<b>21</b>	<b>Mining</b> .....	<b>38</b>	<b>203</b>	<b>1 339</b>	<b>11</b>	<b>8</b>	<b>2</b>	<b>1</b>	—	—	—	—	—	—
<b>22</b>	<b>Utilities</b> .....	<b>(C)</b>	<b>(D)</b>	<b>(D)</b>	<b>10</b>	<b>8</b>	—	<b>1</b>	—	—	<b>1</b>	—	—	—
221	Utilities .....	(C)	(D)	(D)	10	8	—	1	—	—	1	—	—	—
2211	Elec pwr generation, transmsn & distribution ...	(C)	(D)	(D)	2	—	—	1	—	—	1	—	—	—
22112	Electric pwr transmsn, control & distribution ..	(C)	(D)	(D)	2	—	—	1	—	—	1	—	—	—
<b>23</b>	<b>Construction</b> .....	<b>2 539</b>	<b>17 905</b>	<b>85 519</b>	<b>482</b>	<b>345</b>	<b>86</b>	<b>26</b>	<b>20</b>	<b>4</b>	—	<b>1</b>	—	—
233	Building, developing & general contracting .....	778	5 492	23 601	172	114	37	13	8	—	—	—	—	—
2332	Residential building construction .....	623	3 343	16 670	149	100	31	12	6	—	—	—	—	—
23321	Single-family housing construction .....	595	3 163	15 800	146	98	31	12	5	—	—	—	—	—
233210	Single-family housing construction .....	595	3 163	15 800	146	98	31	12	5	—	—	—	—	—
2333	Nonresidential building construction .....	143	2 019	6 375	14	5	6	1	2	—	—	—	—	—
23332	Commercial & institutional bldg construction ..	120	1 815	5 529	9	3	3	1	2	—	—	—	—	—
233320	Commercial & institutional bldg construction ..	120	1 815	5 529	9	3	3	1	2	—	—	—	—	—
234	Heavy construction .....	250	2 273	17 099	27	19	4	—	2	—	—	—	—	—
2349	Other heavy construction .....	154	1 427	8 999	17	12	3	—	1	1	—	—	—	—
235	Special trade contractors .....	1 511	10 140	44 819	283	212	45	13	10	2	—	<b>1</b>	—	—
2351	Plumbing, heating & AC contractor .....	203	1 459	6 363	45	33	6	4	2	—	—	—	—	—
23511	Plumbing, heating & AC contractor .....	203	1 459	6 363	45	33	6	4	2	—	—	—	—	—
235110	Plumbing, heating & AC contractor .....	203	1 459	6 363	45	33	6	4	2	—	—	—	—	—
2353	Electrical contractors .....	591	5 024	19 464	52	36	8	2	5	—	—	<b>1</b>	—	—
23531	Electrical contractors .....	591	5 024	19 464	52	36	8	2	5	—	—	<b>1</b>	—	—
235310	Electrical contractors .....	591	5 024	19 464	52	36	8	2	5	—	—	<b>1</b>	—	—
2354	Masonry, drywall, insulation, tile contractors ...	211	1 508	6 384	29	21	5	—	1	—	—	—	—	—
23541	Masonry & stone contractors .....	106	849	3 484	14	10	3	—	—	1	—	—	—	—
235410	Masonry & stone contractors .....	106	849	3 484	14	10	3	—	—	1	—	—	—	—
23542	Drywall, acoustical & insulation contractors ...	(C)	(D)	(D)	13	9	2	—	2	—	—	—	—	—
2355	Carpentry & floor contractors .....	106	447	1 831	34	27	4	3	—	—	—	—	—	—
2357	Concrete contractors .....	159	529	4 009	27	16	8	1	1	—	—	—	—	—
23571	Concrete contractors .....	159	529	4 009	27	16	8	1	1	—	—	—	—	—
235710	Concrete contractors .....	159	529	4 009	27	16	8	1	1	—	—	—	—	—
2359	Other special trade contractors .....	113	704	4 185	45	39	3	3	—	—	—	—	—	—
<b>31-33</b>	<b>Manufacturing</b> .....	<b>3 655</b>	<b>34 026</b>	<b>132 107</b>	<b>140</b>	<b>70</b>	<b>33</b>	<b>13</b>	<b>13</b>	<b>4</b>	<b>4</b>	<b>2</b>	—	<b>1</b>
311	Food mfg .....	142	794	3 453	11	4	5	—	1	1	—	—	—	—
321	Wood product mfg .....	1 286	11 739	47 358	24	8	3	1	5	2	4	1	—	—
3211	Sawmills & wood preservation .....	435	3 918	15 367	6	2	—	—	1	1	2	—	—	—
32111	Sawmills & wood preservation .....	435	3 918	15 367	6	2	—	—	1	1	2	—	—	—
321113	Sawmills .....	435	3 918	15 367	6	2	—	—	1	1	2	—	—	—
3212	Veneer, plywood & engineered wood product mfg .....	(F)	(D)	(D)	6	1	2	—	—	—	2	1	—	—
32121	Veneer, plywood & engineered wood product mfg .....	(F)	(D)	(D)	6	1	2	—	—	—	2	1	—	—
3219	Other wood product mfg .....	(C)	(D)	(D)	12	5	1	1	4	1	—	—	—	—
32191	Millwork .....	(C)	(D)	(D)	10	4	1	—	4	1	—	—	—	—
323	Printing & related support activities .....	115	574	2 238	16	8	3	5	—	—	—	—	—	—
3231	Printing & related support activities .....	115	574	2 238	16	8	3	5	—	—	—	—	—	—
32311	Printing .....	(C)	(D)	(D)	15	7	3	5	—	—	—	—	—	—
327	Nonmetallic mineral product mfg .....	102	475	3 494	6	1	3	—	1	1	—	—	—	—
331	Primary metal mfg .....	(F)	(D)	(D)	5	—	1	1	2	—	—	1	—	—
3313	Alumina & aluminum production & processing ..	(E)	(D)	(D)	1	—	—	—	—	—	—	1	—	—
33131	Alumina & aluminum production & processing ..	(E)	(D)	(D)	1	—	—	—	—	—	—	1	—	—
333	Machinery mfg .....	(G)	(D)	(D)	2	—	1	—	—	—	—	—	—	1
3332	Industrial machinery mfg .....	(G)	(D)	(D)	1	—	—	—	—	—	—	—	—	1
33329	Other industrial machinery mfg .....	(G)	(D)	(D)	1	—	—	—	—	—	—	—	—	1
337	Furniture & related product mfg .....	142	1 069	3 312	19	10	5	2	2	—	—	—	—	—
3371	HH & institutional furniture & kitchen cabinet mfg .....	142	1 069	3 312	19	10	5	2	2	—	—	—	—	—
<b>42</b>	<b>Wholesale trade</b> .....	<b>740</b>	<b>5 330</b>	<b>23 506</b>	<b>105</b>	<b>63</b>	<b>21</b>	<b>13</b>	<b>6</b>	<b>1</b>	<b>1</b>	—	—	—
421	Wholesale trade, durable goods .....	301	2 259	9 817	63	37	17	7	2	—	—	—	—	—
422	Wholesale trade, nondurable goods .....	439	3 071	13 689	42	26	4	6	4	1	1	—	—	—
4227	Petroleum & petroleum products whsle .....	160	1 155	5 207	5	2	—	2	—	—	1	—	—	—
42271	Petroleum bulk stations & terminals .....	(C)	(D)	(D)	3	1	—	1	—	—	1	—	—	—

See footnotes at end of table.



**Table 6. Counties—Employees, Payroll, and Establishments by Industry: 2001—Con.**

[Excludes most government employees, railroad employees, and self-employed persons. Size class 1 to 4 includes establishments with payroll, but no employees, during mid-March pay period. (D) denotes figures withheld to avoid disclosing data for individual companies; the data are included in broader industry totals. Detailed industries with 100 or more employees are shown if industry was not a (D). For explanation of terms, abbreviations, and data reliability/comparability, see introductory text]

NAICS code	Industry	Number of employees for week including March 12	Payroll (\$1,000)		Total number of establishments	Number of establishments by employment-size class									
			First quarter	Annual		1 to 4	5 to 9	10 to 19	20 to 49	50 to 99	100 to 249	250 to 499	500 to 999	1,000 or more	
<b>44-45</b>	<b>FLATHEAD—Con.</b>														
	<b>Retail trade</b> .....	<b>4 843</b>	<b>21 388</b>	<b>93 132</b>	<b>511</b>	<b>257</b>	<b>123</b>	<b>86</b>	<b>28</b>	<b>13</b>	<b>3</b>	<b>1</b>	—	—	—
441	Motor vehicle & parts dealers .....	644	4 224	19 368	66	31	9	19	6	1	—	—	—	—	—
4411	Automobile dealers .....	371	2 571	11 869	29	13	2	8	5	1	—	—	—	—	—
44111	New car dealers .....	274	1 963	9 023	10	1	—	3	5	1	—	—	—	—	—
441110	New car dealers .....	274	1 963	9 023	10	1	—	3	5	1	—	—	—	—	—
4413	Automotive parts, accessories & tire stores .....	222	1 393	5 866	26	10	6	9	1	—	—	—	—	—	—
44131	Automotive parts, accessories & tire stores .....	120	655	2 751	12	5	2	4	1	—	—	—	—	—	—
441310	Automotive parts, accessories & tire stores .....	120	655	2 751	12	5	2	4	1	—	—	—	—	—	—
44132	Tire dealers .....	102	738	3 115	14	5	4	5	—	—	—	—	—	—	—
441320	Tire dealers .....	102	738	3 115	14	5	4	5	—	—	—	—	—	—	—
442	Furniture & home furnishing stores .....	188	783	3 422	33	17	11	3	2	—	—	—	—	—	—
443	Electronics & appliance stores .....	181	1 080	4 450	28	14	8	5	1	—	—	—	—	—	—
4431	Electronics & appliance stores .....	181	1 080	4 450	28	14	8	5	1	—	—	—	—	—	—
44311	Appliance, TV & all other electronics stores ..	(C)	(D)	(D)	19	11	4	3	1	—	—	—	—	—	—
444	Bldg material & garden equip & supp dealers .....	632	3 399	15 146	64	30	10	14	9	1	—	—	—	—	—
4441	Building material & supplies dealers .....	506	2 996	13 043	55	25	10	12	8	—	—	—	—	—	—
44413	Hardware stores .....	124	396	1 780	9	2	2	2	3	—	—	—	—	—	—
444130	Hardware stores .....	124	396	1 780	9	2	2	2	3	—	—	—	—	—	—
44419	Other building material dealers .....	293	2 101	8 710	37	19	7	7	4	—	—	—	—	—	—
444190	Other building material dealers .....	293	2 101	8 710	37	19	7	7	4	—	—	—	—	—	—
4442	Lawn & garden equip & supplies stores .....	126	403	2 103	9	5	—	2	1	1	—	—	—	—	—
44422	Nursery & garden centers .....	(C)	(D)	(D)	7	5	—	—	1	1	—	—	—	—	—
445	Food & beverage stores .....	923	3 684	16 194	43	21	5	6	4	5	2	—	—	—	—
4451	Grocery stores .....	864	3 458	15 027	25	7	2	5	4	5	2	—	—	—	—
44511	Grocery (except convenience) stores .....	830	3 384	14 650	18	3	—	4	4	5	2	—	—	—	—
445110	Grocery (except convenience) stores .....	830	3 384	14 650	18	3	—	4	4	5	2	—	—	—	—
446	Health & personal care stores .....	161	799	3 261	26	10	12	4	—	—	—	—	—	—	—
4461	Health & personal care stores .....	161	799	3 261	26	10	12	4	—	—	—	—	—	—	—
447	Gasoline stations .....	395	1 206	5 187	47	10	21	14	2	—	—	—	—	—	—
4471	Gasoline stations .....	395	1 206	5 187	47	10	21	14	2	—	—	—	—	—	—
44711	Gasoline stations with convenience stores ...	261	748	3 295	31	8	14	7	2	—	—	—	—	—	—
447110	Gasoline stations with convenience stores ...	261	748	3 295	31	8	14	7	2	—	—	—	—	—	—
44719	Other gasoline stations .....	134	458	1 892	16	2	7	7	—	—	—	—	—	—	—
447190	Other gasoline stations .....	134	458	1 892	16	2	7	7	—	—	—	—	—	—	—
448	Clothing & clothing accessories stores .....	189	585	2 321	43	26	13	4	—	—	—	—	—	—	—
4481	Clothing stores .....	128	378	1 437	25	13	8	4	—	—	—	—	—	—	—
451	Sporting goods, hobby, book & music stores .....	321	983	3 670	39	23	6	7	2	1	—	—	—	—	—
4511	Sporting goods, hobby, musical instrument stores .....	269	879	3 245	29	17	3	6	2	1	—	—	—	—	—
45111	Sporting goods stores .....	221	767	2 762	21	12	2	4	2	1	—	—	—	—	—
451110	Sporting goods stores .....	221	767	2 762	21	12	2	4	2	1	—	—	—	—	—
452	General merchandise stores .....	703	3 156	13 491	14	4	4	—	—	4	1	1	—	—	—
4521	Department stores .....	585	2 492	9 979	5	—	—	—	—	3	1	1	—	—	—
45211	Department stores .....	585	2 492	9 979	5	—	—	—	—	3	1	1	—	—	—
452110	Department stores .....	585	2 492	9 979	5	—	—	—	—	3	1	1	—	—	—
4529	Other general merchandise stores .....	118	664	3 512	9	4	4	—	—	1	—	—	—	—	—
453	Miscellaneous store retailers .....	368	1 034	4 646	84	55	20	7	2	—	—	—	—	—	—
4532	Office supplies, stationery & gift stores .....	(C)	(D)	(D)	30	17	9	3	1	—	—	—	—	—	—
45322	Gift, novelty & souvenir stores .....	110	299	1 259	28	17	9	2	—	—	—	—	—	—	—
453220	Gift, novelty & souvenir stores .....	110	299	1 259	28	17	9	2	—	—	—	—	—	—	—
454	Nonstore retailers .....	138	455	1 976	24	16	4	3	—	1	—	—	—	—	—
<b>48-49</b>	<b>Transportation &amp; warehousing</b> .....	<b>565</b>	<b>2 750</b>	<b>12 150</b>	<b>117</b>	<b>83</b>	<b>20</b>	<b>9</b>	<b>4</b>	<b>1</b>	—	—	—	—	—
484	Truck transportation .....	287	1 638	7 173	73	56	9	6	2	—	—	—	—	—	—
4842	Specialized freight trucking .....	205	1 209	5 068	45	34	5	4	2	—	—	—	—	—	—
485	Transit & ground passenger transportation .....	109	264	1 014	12	8	2	1	—	1	—	—	—	—	—
<b>51</b>	<b>Information</b> .....	<b>538</b>	<b>3 212</b>	<b>13 962</b>	<b>49</b>	<b>26</b>	<b>9</b>	<b>6</b>	<b>6</b>	<b>2</b>	—	—	—	—	—
511	Publishing industries .....	177	1 203	4 966	10	4	4	—	1	1	—	—	—	—	—
5111	Newspaper, periodical, book, database publishers .....	(C)	(D)	(D)	8	3	4	—	—	1	—	—	—	—	—
51111	Newspaper publishers .....	(C)	(D)	(D)	3	—	2	—	—	1	—	—	—	—	—
513	Broadcasting & telecommunications .....	158	1 230	5 143	17	10	2	2	3	—	—	—	—	—	—
514	Information & data processing services .....	138	681	3 430	11	5	2	2	1	1	—	—	—	—	—
5141	Information services .....	108	485	2 732	7	3	1	1	1	1	—	—	—	—	—

See footnotes at end of table.

**Table 6. Counties—Employees, Payroll, and Establishments by Industry: 2001—Con.**

[Excludes most government employees, railroad employees, and self-employed persons. Size class 1 to 4 includes establishments with payroll, but no employees, during mid-March pay period. (D) denotes figures withheld to avoid disclosing data for individual companies; the data are included in broader industry totals. Detailed industries with 100 or more employees are shown if industry was not a (D). For explanation of terms, abbreviations, and data reliability/comparability, see introductory text]

NAICS code	Industry	Number of employees for week including March 12	Payroll (\$1,000)		Total number of establishments	Number of establishments by employment-size class								
			First quarter	Annual		1 to 4	5 to 9	10 to 19	20 to 49	50 to 99	100 to 249	250 to 499	500 to 999	1,000 or more
<b>FLATHEAD—Con.</b>														
<b>52</b>	<b>Finance &amp; insurance</b> .....	<b>1 385</b>	<b>11 610</b>	<b>51 453</b>	<b>161</b>	<b>102</b>	<b>25</b>	<b>16</b>	<b>14</b>	<b>3</b>	<b>1</b>	—	—	—
522	Credit intermediation & related activities .....	820	6 416	28 430	54	20	13	9	10	1	1	—	—	—
5221	Depository credit intermediation .....	535	3 709	15 313	25	1	8	6	9	1	—	—	—	—
52211	Commercial banking .....	462	3 227	13 418	18	—	4	5	8	1	—	—	—	—
522110	Commercial banking .....	462	3 227	13 418	18	—	4	5	8	1	—	—	—	—
5222	Nondepository credit intermediation .....	(C)	(D)	(D)	22	14	4	3	1	—	—	—	—	—
5223	Activities related to credit intermediation .....	(C)	(D)	(D)	7	5	1	—	—	—	1	—	—	—
52231	Mortgage & nonmortgage brokers .....	(C)	(D)	(D)	7	5	1	—	—	—	1	—	—	—
523	Security, commodity contracts & like activity .....	(C)	(D)	(D)	37	30	4	2	1	—	—	—	—	—
524	Insurance carriers & related activities .....	455	3 620	17 064	69	51	8	5	3	2	—	—	—	—
5241	Insurance carriers .....	(C)	(D)	(D)	7	5	—	—	—	2	—	—	—	—
52412	Other direct insurance carriers .....	(C)	(D)	(D)	6	4	—	—	—	2	—	—	—	—
5242	Agencies & other insurance related activities ...	(E)	(D)	(D)	62	46	8	5	3	—	—	—	—	—
52421	Insurance agencies & brokerages .....	197	1 489	6 603	56	45	6	3	2	—	—	—	—	—
524210	Insurance agencies & brokerages .....	197	1 489	6 603	56	45	6	3	2	—	—	—	—	—
<b>53</b>	<b>Real estate &amp; rental &amp; leasing</b> .....	<b>660</b>	<b>3 127</b>	<b>13 570</b>	<b>167</b>	<b>139</b>	<b>11</b>	<b>9</b>	<b>7</b>	<b>1</b>	—	—	—	—
531	Real estate .....	454	2 374	10 103	134	119	5	6	3	1	—	—	—	—
5311	Lessors of real estate .....	186	638	2 614	43	38	1	1	3	—	—	—	—	—
53111	Lessors of residential buildings & dwellings ...	102	323	1 226	20	18	—	—	2	—	—	—	—	—
531110	Lessors of residential buildings & dwellings ...	102	323	1 226	20	18	—	—	2	—	—	—	—	—
5313	Activities related to real estate .....	169	1 292	4 948	36	29	2	4	—	1	—	—	—	—
53131	Real estate property managers .....	143	1 140	4 332	26	21	1	3	—	1	—	—	—	—
531311	Residential property managers .....	115	503	2 737	15	11	1	2	—	1	—	—	—	—
532	Rental & leasing services .....	200	740	3 391	30	17	6	3	4	—	—	—	—	—
<b>54</b>	<b>Professional, scientific &amp; technical services</b> .....	<b>1 737</b>	<b>10 800</b>	<b>47 194</b>	<b>265</b>	<b>197</b>	<b>42</b>	<b>17</b>	<b>7</b>	<b>1</b>	—	—	<b>1</b>	—
541	Professional, scientific & technical services .....	1 737	10 800	47 194	265	197	42	17	7	1	—	—	1	—
5411	Legal services .....	296	1 899	9 182	68	54	5	6	3	—	—	—	—	—
54111	Offices of lawyers .....	235	1 630	7 851	64	53	5	4	2	—	—	—	—	—
541110	Offices of lawyers .....	235	1 630	7 851	64	53	5	4	2	—	—	—	—	—
5412	Accounting, tax prep, bookkeep, payroll services .....	169	873	3 726	49	35	11	2	1	—	—	—	—	—
54121	Accounting, tax prep, bookkeep, payroll services .....	169	873	3 726	49	35	11	2	1	—	—	—	—	—
5413	Architectural, engineering & related services ...	219	1 647	8 053	52	36	11	4	1	—	—	—	—	—
54133	Engineering services .....	133	1 106	5 615	21	12	5	3	1	—	—	—	—	—
541330	Engineering services .....	133	1 106	5 615	21	12	5	3	1	—	—	—	—	—
5415	Computer systems design & related services ...	740	4 969	19 949	11	7	2	—	1	—	—	—	1	—
54151	Computer systems design & related services ...	740	4 969	19 949	11	7	2	—	1	—	—	—	1	—
5419	Oth professional, scientific, technical services ...	133	500	2 268	30	21	5	3	1	—	—	—	—	—
<b>55</b>	<b>Management of companies &amp; enterprises</b> .....	<b>172</b>	<b>2 655</b>	<b>8 682</b>	<b>8</b>	<b>4</b>	<b>1</b>	—	<b>2</b>	<b>1</b>	—	—	—	—
551	Management of companies & enterprises .....	172	2 655	8 682	8	4	1	—	2	1	—	—	—	—
5511	Management of companies & enterprises .....	172	2 655	8 682	8	4	1	—	2	1	—	—	—	—
55111	Management of companies & enterprises .....	172	2 655	8 682	8	4	1	—	2	1	—	—	—	—
<b>56</b>	<b>Admin, support, waste mgt, remediation services</b> .....	<b>1 622</b>	<b>5 508</b>	<b>27 543</b>	<b>151</b>	<b>103</b>	<b>25</b>	<b>14</b>	<b>4</b>	<b>1</b>	<b>2</b>	<b>2</b>	—	—
561	Administrative & support services .....	(G)	(D)	(D)	142	96	24	14	3	1	2	2	—	—
5613	Employment services .....	942	3 047	15 678	11	3	4	—	—	1	1	2	—	—
56132	Temporary help services .....	920	2 925	14 993	7	2	1	—	—	1	1	2	—	—
561320	Temporary help services .....	920	2 925	14 993	7	2	1	—	—	1	1	2	—	—
5614	Business support services .....	186	646	2 253	17	10	2	4	—	—	1	—	—	—
56142	Telephone call centers .....	139	293	1 159	5	1	—	3	—	—	1	—	—	—
5617	Services to buildings & dwellings .....	234	566	4 223	70	54	9	5	2	—	—	—	—	—
56172	Janitorial services .....	113	264	1 492	26	19	3	3	1	—	—	—	—	—
561720	Janitorial services .....	113	264	1 492	26	19	3	3	1	—	—	—	—	—
<b>61</b>	<b>Educational services</b> .....	<b>235</b>	<b>1 035</b>	<b>4 463</b>	<b>25</b>	<b>12</b>	<b>6</b>	<b>2</b>	<b>5</b>	—	—	—	—	—
611	Educational services .....	235	1 035	4 463	25	12	6	2	5	—	—	—	—	—
6111	Elementary & secondary schools .....	171	870	3 492	7	1	—	2	4	—	—	—	—	—
61111	Elementary & secondary schools .....	171	870	3 492	7	1	—	2	4	—	—	—	—	—
611110	Elementary & secondary schools .....	171	870	3 492	7	1	—	2	4	—	—	—	—	—
<b>62</b>	<b>Health care and social assistance</b> .....	<b>3 632</b>	<b>22 372</b>	<b>96 291</b>	<b>273</b>	<b>148</b>	<b>72</b>	<b>28</b>	<b>14</b>	<b>5</b>	<b>4</b>	<b>1</b>	<b>1</b>	—
621	Ambulatory health care services .....	1 173	9 250	42 131	172	94	47	17	13	1	—	—	—	—
6211	Offices of physicians .....	566	5 900	27 192	61	26	19	9	6	1	—	—	—	—
62111	Offices of physicians .....	566	5 900	27 192	61	26	19	9	6	1	—	—	—	—
621111	Offices of physicians (exc mental health) ...	560	5 838	26 890	57	22	19	9	6	1	—	—	—	—
6212	Offices of dentists .....	248	1 402	6 700	44	20	20	3	1	—	—	—	—	—
62121	Offices of dentists .....	248	1 402	6 700	44	20	20	3	1	—	—	—	—	—
621210	Offices of dentists .....	248	1 402	6 700	44	20	20	3	1	—	—	—	—	—
6213	Offices of other health practitioners .....	241	1 199	5 251	55	40	8	4	3	—	—	—	—	—
6214	Outpatient care centers .....	107	712	2 696	6	2	—	1	3	—	—	—	—	—
622	Hospitals .....	(G)	(D)	(D)	3	—	—	—	1	—	—	1	1	—
6221	General medical & surgical hospitals .....	(G)	(D)	(D)	2	—	—	—	—	—	—	1	1	—
62211	General medical & surgical hospitals .....	(G)	(D)	(D)	2	—	—	—	—	—	—	1	1	—

See footnotes at end of table.

**Table 6. Counties—Employees, Payroll, and Establishments by Industry: 2001—Con.**

[Excludes most government employees, railroad employees, and self-employed persons. Size class 1 to 4 includes establishments with payroll, but no employees, during mid-March pay period. (D) denotes figures withheld to avoid disclosing data for individual companies; the data are included in broader industry totals. Detailed industries with 100 or more employees are shown if industry was not a (D). For explanation of terms, abbreviations, and data reliability/comparability, see introductory text]

NAICS code	Industry	Number of employees for week including March 12	Payroll (\$1,000)		Total number of establishments	Number of establishments by employment-size class								
			First quarter	Annual		1 to 4	5 to 9	10 to 19	20 to 49	50 to 99	100 to 249	250 to 499	500 to 999	1,000 or more
<b>FLATHEAD—Con.</b>														
<b>62 Health care and social assistance—Con.</b>														
623	Nursing & residential care facilities .....	661	2 773	12 117	18	2	7	4	—	2	3	—	—	—
6231	Nursing care facilities .....	561	2 458	10 776	6	—	1	—	—	2	3	—	—	—
62311	Nursing care facilities .....	561	2 458	10 776	6	—	1	—	—	2	3	—	—	—
623110	Nursing care facilities .....	561	2 458	10 776	6	—	1	—	—	2	3	—	—	—
624	Social assistance .....	(F)	(D)	(D)	80	52	18	7	—	2	1	—	—	—
6241	Individual & family services .....	275	870	3 274	23	14	5	3	—	—	1	—	—	—
62419	Other individual & family services .....	231	727	2 665	13	8	3	1	—	—	1	—	—	—
624190	Other individual & family services .....	231	727	2 665	13	8	3	1	—	—	1	—	—	—
6243	Vocational rehabilitation services .....	(C)	(D)	(D)	10	4	4	1	—	1	—	—	—	—
62431	Vocational rehabilitation services .....	(C)	(D)	(D)	10	4	4	1	—	1	—	—	—	—
6244	Child day care services .....	197	517	2 132	43	31	9	2	—	1	—	—	—	—
62441	Child day care services .....	197	517	2 132	43	31	9	2	—	1	—	—	—	—
624410	Child day care services .....	197	517	2 132	43	31	9	2	—	1	—	—	—	—
<b>71</b>	<b>Arts, entertainment &amp; recreation .....</b>	<b>695</b>	<b>2 023</b>	<b>10 363</b>	<b>84</b>	<b>52</b>	<b>11</b>	<b>13</b>	<b>5</b>	<b>2</b>	<b>1</b>	<b>—</b>	<b>—</b>	<b>—</b>
713	Amusement, gambling & recreation industries .....	610	1 798	8 976	70	42	9	13	3	2	1	—	—	—
7132	Gambling industries .....	(C)	(D)	(D)	16	5	3	7	—	1	—	—	—	—
71329	Other gambling industries .....	168	455	1 710	14	4	2	7	—	1	—	—	—	—
713290	Other gambling industries .....	168	455	1 710	14	4	2	7	—	1	—	—	—	—
7139	Other amusement & recreation industries .....	436	1 335	6 939	53	36	6	6	3	1	1	—	—	—
71394	Fitness & recreational sports centers .....	181	540	2 624	14	9	1	2	1	—	1	—	—	—
713940	Fitness & recreational sports centers .....	181	540	2 624	14	9	1	2	1	—	1	—	—	—
<b>72</b>	<b>Accommodation &amp; food services .....</b>	<b>4 106</b>	<b>10 235</b>	<b>46 394</b>	<b>311</b>	<b>125</b>	<b>56</b>	<b>62</b>	<b>56</b>	<b>10</b>	<b>1</b>	<b>1</b>	<b>—</b>	<b>—</b>
721	Accommodation .....	1 178	3 850	17 992	82	47	8	17	5	3	1	1	—	—
7211	Traveler accommodation .....	1 120	3 627	16 071	65	33	7	15	5	3	1	1	—	—
72111	Hotels (exc casino hotels) & motels .....	1 088	3 563	15 744	56	27	5	14	5	3	1	1	—	—
721110	Hotels (exc casino hotels) & motels .....	1 088	3 563	15 744	56	27	5	14	5	3	1	1	—	—
722	Food services & drinking places .....	2 928	6 385	28 402	229	78	48	45	51	7	—	—	—	—
7221	Full-service restaurants .....	1 333	2 936	13 924	101	34	19	20	25	3	—	—	—	—
72211	Full-service restaurants .....	1 333	2 936	13 924	101	34	19	20	25	3	—	—	—	—
722110	Full-service restaurants .....	1 333	2 936	13 924	101	34	19	20	25	3	—	—	—	—
7222	Limited-service eating places .....	1 175	2 329	9 892	81	25	17	15	20	4	—	—	—	—
72221	Limited-service eating places .....	1 175	2 329	9 892	81	25	17	15	20	4	—	—	—	—
722211	Limited-service restaurants .....	1 013	1 957	8 217	56	11	11	11	20	3	—	—	—	—
7224	Drinking places (alcoholic beverages) .....	363	932	3 792	37	13	12	6	6	—	—	—	—	—
72241	Drinking places (alcoholic beverages) .....	363	932	3 792	37	13	12	6	6	—	—	—	—	—
722410	Drinking places (alcoholic beverages) .....	363	932	3 792	37	13	12	6	6	—	—	—	—	—
<b>81</b>	<b>Other services (except public administration) .....</b>	<b>1 380</b>	<b>5 391</b>	<b>22 765</b>	<b>288</b>	<b>194</b>	<b>61</b>	<b>20</b>	<b>11</b>	<b>2</b>	<b>—</b>	<b>—</b>	<b>—</b>	<b>—</b>
811	Repair & maintenance .....	556	2 993	12 466	105	65	25	10	4	1	—	—	—	—
8111	Automotive repair & maintenance .....	426	2 333	9 375	72	43	18	6	4	1	—	—	—	—
81111	Automotive mechanical & electrical R&M .....	132	610	2 868	43	31	11	1	—	—	—	—	—	—
81112	Automotive body, paint, interior & glass repair .....	207	1 435	5 199	18	8	5	1	3	1	—	—	—	—
812	Personal & laundry services .....	252	727	3 465	60	43	10	5	2	—	—	—	—	—
813	Religious, grantmaking, civic, prof & like organizations .....	572	1 671	6 834	123	86	26	5	5	1	—	—	—	—
8131	Religious organizations .....	372	995	4 109	65	41	18	1	4	1	—	—	—	—
81311	Religious organizations .....	372	995	4 109	65	41	18	1	4	1	—	—	—	—
813110	Religious organizations .....	372	995	4 109	65	41	18	1	4	1	—	—	—	—
8139	Business, labor, political, like organizations .....	104	437	1 729	26	19	4	2	1	—	—	—	—	—
<b>95</b>	<b>Auxiliaries (exc corporate, subsidiary &amp; regional mgt) .....</b>	<b>(B)</b>	<b>(D)</b>	<b>(D)</b>	<b>5</b>	<b>3</b>	<b>1</b>	<b>1</b>	<b>—</b>	<b>—</b>	<b>—</b>	<b>—</b>	<b>—</b>	<b>—</b>
<b>99</b>	<b>Unclassified establishments .....</b>	<b>43</b>	<b>161</b>	<b>737</b>	<b>43</b>	<b>41</b>	<b>2</b>	<b>—</b>	<b>—</b>	<b>—</b>	<b>—</b>	<b>—</b>	<b>—</b>	<b>—</b>
<b>GALLATIN</b>														
<b>Total .....</b>		<b>29 937</b>	<b>159 830</b>	<b>683 397</b>	<b>3 565</b>	<b>2 191</b>	<b>624</b>	<b>418</b>	<b>246</b>	<b>54</b>	<b>26</b>	<b>3</b>	<b>3</b>	<b>—</b>
<b>11</b>	<b>Forestry, fishing, hunting, and agriculture support .....</b>	<b>84</b>	<b>470</b>	<b>2 045</b>	<b>26</b>	<b>19</b>	<b>4</b>	<b>3</b>	<b>—</b>	<b>—</b>	<b>—</b>	<b>—</b>	<b>—</b>	<b>—</b>
<b>21</b>	<b>Mining .....</b>	<b>80</b>	<b>564</b>	<b>2 769</b>	<b>6</b>	<b>2</b>	<b>1</b>	<b>1</b>	<b>2</b>	<b>—</b>	<b>—</b>	<b>—</b>	<b>—</b>	<b>—</b>
<b>22</b>	<b>Utilities .....</b>	<b>76</b>	<b>954</b>	<b>4 654</b>	<b>11</b>	<b>10</b>	<b>—</b>	<b>—</b>	<b>—</b>	<b>1</b>	<b>—</b>	<b>—</b>	<b>—</b>	<b>—</b>
<b>23</b>	<b>Construction .....</b>	<b>3 057</b>	<b>20 470</b>	<b>109 050</b>	<b>622</b>	<b>456</b>	<b>96</b>	<b>44</b>	<b>19</b>	<b>4</b>	<b>3</b>	<b>—</b>	<b>—</b>	<b>—</b>
233	Building, developing & general contracting .....	1 340	8 545	38 371	264	194	37	21	8	2	2	—	—	—
2332	Residential building construction .....	920	5 731	26 767	223	169	29	18	5	1	1	—	—	—
23321	Single-family housing construction .....	905	5 650	26 282	215	161	29	18	5	1	1	—	—	—
233210	Single-family housing construction .....	905	5 650	26 282	215	161	29	18	5	1	1	—	—	—
2333	Nonresidential building construction .....	(E)	(D)	(D)	23	12	5	2	2	1	1	—	—	—
23332	Commercial & institutional bldg construction ..	337	2 252	9 256	21	10	5	2	2	1	1	—	—	—
233320	Commercial & institutional bldg construction ..	337	2 252	9 256	21	10	5	2	2	1	1	—	—	—
234	Heavy construction .....	449	4 026	29 328	34	19	6	5	2	1	1	—	—	—
2341	Highway, street, bridge & tunnel construction ...	121	1 077	6 528	10	6	2	—	1	1	—	—	—	—
23411	Highway & street construction .....	121	1 077	6 528	10	6	2	—	1	1	—	—	—	—
234110	Highway & street construction .....	121	1 077	6 528	10	6	2	—	1	1	—	—	—	—
2349	Other heavy construction .....	328	2 949	22 800	24	13	4	5	1	—	1	—	—	—
23491	Water, sewer & pipeline construction .....	263	2 729	21 416	11	4	2	4	—	—	1	—	—	—
234910	Water, sewer & pipeline construction .....	263	2 729	21 416	11	4	2	4	—	—	1	—	—	—

See footnotes at end of table.

**Table 6. Counties—Employees, Payroll, and Establishments by Industry: 2001—Con.**

[Excludes most government employees, railroad employees, and self-employed persons. Size class 1 to 4 includes establishments with payroll, but no employees, during mid-March pay period. (D) denotes figures withheld to avoid disclosing data for individual companies; the data are included in broader industry totals. Detailed industries with 100 or more employees are shown if industry was not a (D). For explanation of terms, abbreviations, and data reliability/comparability, see introductory text]

NAICS code	Industry	Number of employees for week including March 12	Payroll (\$1,000)		Total number of establishments	Number of establishments by employment-size class										
			First quarter	Annual		1 to 4	5 to 9	10 to 19	20 to 49	50 to 99	100 to 249	250 to 499	500 to 999	1,000 or more		
<b>23</b>	<b>GALLATIN—Con.</b>															
	<b>Construction—Con.</b>															
235	Special trade contractors	1 268	7 899	41 351	324	243	53	18	9	1	—	—	—	—	—	—
2351	Plumbing, heating & AC contractor	328	2 304	11 073	51	29	15	5	1	1	—	—	—	—	—	—
23511	Plumbing, heating & AC contractor	328	2 304	11 073	51	29	15	5	1	1	—	—	—	—	—	—
235110	Plumbing, heating & AC contractor	328	2 304	11 073	51	29	15	5	1	1	—	—	—	—	—	—
2353	Electrical contractors	215	1 707	8 061	54	42	8	2	2	—	—	—	—	—	—	—
23531	Electrical contractors	215	1 707	8 061	54	42	8	2	2	—	—	—	—	—	—	—
235310	Electrical contractors	215	1 707	8 061	54	42	8	2	2	—	—	—	—	—	—	—
2354	Masonry, drywall, insulation, tile contractors	139	692	3 960	49	39	7	3	—	—	—	—	—	—	—	—
2355	Carpentry & floor contractors	109	440	1 685	32	26	4	1	1	—	—	—	—	—	—	—
2357	Concrete contractors	172	720	5 808	36	22	10	3	1	—	—	—	—	—	—	—
23571	Concrete contractors	172	720	5 808	36	22	10	3	1	—	—	—	—	—	—	—
235710	Concrete contractors	172	720	5 808	36	22	10	3	1	—	—	—	—	—	—	—
2359	Other special trade contractors	142	1 022	5 388	46	40	1	3	2	—	—	—	—	—	—	—
<b>31-33</b>	<b>Manufacturing</b>	<b>3 010</b>	<b>21 090</b>	<b>80 408</b>	<b>174</b>	<b>80</b>	<b>26</b>	<b>29</b>	<b>26</b>	<b>5</b>	<b>7</b>	<b>1</b>	—	—	—	—
311	Food mfg	117	649	2 671	18	9	4	4	1	—	—	—	—	—	—	—
321	Wood product mfg	181	1 230	4 988	11	6	2	2	—	—	1	—	—	—	—	—
3211	Sawmills & wood preservation	(C)	(D)	(D)	3	1	1	—	—	—	1	—	—	—	—	—
32111	Sawmills & wood preservation	(C)	(D)	(D)	3	1	1	—	—	—	1	—	—	—	—	—
323	Printing & related support activities	134	825	3 947	10	4	1	2	3	—	—	—	—	—	—	—
3231	Printing & related support activities	134	825	3 947	10	4	1	2	3	—	—	—	—	—	—	—
32311	Printing	134	825	3 947	10	4	1	2	3	—	—	—	—	—	—	—
323110	Commercial lithographic printing	106	677	3 298	6	2	1	—	3	—	—	—	—	—	—	—
325	Chemical mfg	103	505	2 386	5	1	—	2	2	—	—	—	—	—	—	—
326	Plastics & rubber products mfg	194	1 637	4 184	9	3	—	3	2	1	—	—	—	—	—	—
3261	Plastics product mfg	(C)	(D)	(D)	8	3	—	2	2	1	—	—	—	—	—	—
32619	Other plastics product mfg	(C)	(D)	(D)	5	2	—	1	1	1	—	—	—	—	—	—
327	Nonmetallic mineral product mfg	462	4 358	17 383	12	3	1	1	4	1	2	—	—	—	—	—
3273	Cement & concrete product mfg	(E)	(D)	(D)	7	1	1	1	2	—	2	—	—	—	—	—
32731	Cement mfg	(C)	(D)	(D)	1	—	—	—	—	—	1	—	—	—	—	—
32732	Ready-mix concrete mfg	(C)	(D)	(D)	3	1	—	—	1	—	1	—	—	—	—	—
3279	Other nonmetallic mineral product mfg	(C)	(D)	(D)	3	1	—	—	1	1	—	—	—	—	—	—
32799	All other nonmetallic mineral product mfg	(C)	(D)	(D)	3	1	—	—	1	1	—	—	—	—	—	—
332	Fabricated metal product mfg	167	1 077	3 699	16	8	3	3	1	1	—	—	—	—	—	—
333	Machinery mfg	105	623	2 556	6	—	2	1	3	—	—	—	—	—	—	—
334	Computer & electronic product mfg	523	4 519	15 151	9	3	1	—	3	—	1	1	—	—	—	—
3342	Communications equipment mfg	(C)	(D)	(D)	2	—	—	—	1	—	1	—	—	—	—	—
33422	Radio, TV broadcast & wireless comm equip mfg	(C)	(D)	(D)	2	—	—	—	1	—	1	—	—	—	—	—
3345	Nav, measuring, medical, control instruments mfg	(E)	(D)	(D)	2	1	—	—	—	—	—	—	1	—	—	—
33451	Nav, measuring, medical, control instruments mfg	(E)	(D)	(D)	2	1	—	—	—	—	—	—	1	—	—	—
337	Furniture & related product mfg	268	1 241	5 084	14	6	2	3	2	—	1	—	—	—	—	—
3371	HH & institutional furniture & kitchen cabinet mfg	(C)	(D)	(D)	12	6	1	2	2	—	1	—	—	—	—	—
33712	Household & institutional furniture mfg	(C)	(D)	(D)	6	4	—	—	1	—	1	—	—	—	—	—
339	Miscellaneous mfg	486	2 964	11 999	34	19	5	6	1	1	2	—	—	—	—	—
3399	Other miscellaneous mfg	416	2 392	9 777	24	12	5	4	—	1	2	—	—	—	—	—
33992	Sporting & athletic goods mfg	215	1 300	5 031	9	3	3	1	—	1	1	—	—	—	—	—
339920	Sporting & athletic goods mfg	215	1 300	5 031	9	3	3	1	—	1	1	—	—	—	—	—
33999	All other misc mfg	179	978	4 167	6	1	1	3	—	—	1	—	—	—	—	—
<b>42</b>	<b>Wholesale trade</b>	<b>1 276</b>	<b>9 219</b>	<b>40 501</b>	<b>142</b>	<b>77</b>	<b>23</b>	<b>23</b>	<b>16</b>	<b>2</b>	<b>1</b>	—	—	—	—	—
421	Wholesale trade, durable goods	852	6 846	29 050	87	43	16	16	10	1	1	—	—	—	—	—
4213	Lumber & other construction materials whsle	127	862	3 387	12	7	1	2	1	1	—	—	—	—	—	—
42131	Lumber, plywood, millwork & wood panel whsle	121	830	3 197	6	1	1	2	1	1	—	—	—	—	—	—
421310	Lumber, plywood, millwork & wood panel whsle	121	830	3 197	6	1	1	2	1	1	—	—	—	—	—	—
4214	Professional & commercial equip & supp whsle	146	1 184	4 635	15	5	5	3	2	—	—	—	—	—	—	—
4218	Machinery, equipment & supplies whsle	203	1 585	6 991	26	12	6	3	5	—	—	—	—	—	—	—
42182	Farm & garden machinery & equipment whsle	135	1 055	4 923	11	3	2	2	4	—	—	—	—	—	—	—
421820	Farm & garden machinery & equipment whsle	135	1 055	4 923	11	3	2	2	4	—	—	—	—	—	—	—
4219	Miscellaneous durable goods whsle	229	2 373	10 520	16	11	1	3	—	—	1	—	—	—	—	—
42199	Other miscellaneous durable goods whsle	184	2 119	9 168	5	2	1	1	—	—	1	—	—	—	—	—
421990	Other miscellaneous durable goods whsle	184	2 119	9 168	5	2	1	1	—	—	1	—	—	—	—	—
422	Wholesale trade, nondurable goods	424	2 373	11 451	55	34	7	7	6	1	—	—	—	—	—	—
4223	Apparel, piece goods & notions whsle	102	739	3 248	12	7	2	1	2	—	—	—	—	—	—	—
4228	Beer, wine, distilled alcoholic beverage whsle	101	597	2 743	4	1	—	1	1	1	—	—	—	—	—	—

See footnotes at end of table.

**Table 6. Counties—Employees, Payroll, and Establishments by Industry: 2001—Con.**

[Excludes most government employees, railroad employees, and self-employed persons. Size class 1 to 4 includes establishments with payroll, but no employees, during mid-March pay period. (D) denotes figures withheld to avoid disclosing data for individual companies; the data are included in broader industry totals. Detailed industries with 100 or more employees are shown if industry was not a (D). For explanation of terms, abbreviations, and data reliability/comparability, see introductory text]

NAICS code	Industry	Number of employees for week including March 12	Payroll (\$1,000)		Total number of establishments	Number of establishments by employment-size class								
			First quarter	Annual		1 to 4	5 to 9	10 to 19	20 to 49	50 to 99	100 to 249	250 to 499	500 to 999	1,000 or more
<b>GALLATIN—Con.</b>														
<b>44-45</b>	<b>Retail trade</b>	<b>5 391</b>	<b>24 512</b>	<b>103 410</b>	<b>533</b>	<b>247</b>	<b>156</b>	<b>83</b>	<b>26</b>	<b>14</b>	<b>6</b>	<b>1</b>		
441	Motor vehicle & parts dealers	658	4 768	20 625	57	21	18	11	5	2				
4411	Automobile dealers	399	3 468	14 377	23	12	3	2	4	2				
44111	New car dealers	357	3 261	13 492	10	2		2	4	2				
441110	New car dealers	357	3 261	13 492	10	2		2	4	2				
4413	Automotive parts, accessories & tire stores	162	807	3 540	22	6	10	6						
442	Furniture & home furnishing stores	248	1 258	5 445	39	23	9	5	2					
4421	Furniture stores	137	758	3 396	16	7	6	1	2					
44211	Furniture stores	137	758	3 396	16	7	6	1	2					
442110	Furniture stores	137	758	3 396	16	7	6	1	2					
4422	Home furnishings stores	111	500	2 049	23	16	3	4						
443	Electronics & appliance stores	101	516	2 600	19	11	5	3						
4431	Electronics & appliance stores	101	516	2 600	19	11	5	3						
444	Bldg material & garden equip & supp dealers	649	4 417	17 301	69	38	18	8	2	1	2			
4441	Building material & supplies dealers	456	3 436	13 049	60	33	17	7	1	1	1			
44413	Hardware stores	106	611	2 239	12	7	2	2		1				
444130	Hardware stores	106	611	2 239	12	7	2	2		1				
44419	Other building material dealers	325	2 678	10 150	41	21	14	4	1		1			
444190	Other building material dealers	325	2 678	10 150	41	21	14	4	1		1			
4442	Lawn & garden equip & supplies stores	193	981	4 252	9	5	1	1	1					
44422	Nursery & garden centers	179	932	4 032	6	3	1		1		1			
444220	Nursery & garden centers	179	932	4 032	6	3	1		1		1			
445	Food & beverage stores	1 050	3 908	16 274	42	15	8	5	5	7	2			
4451	Grocery stores	966	3 637	15 019	25	3	7	2	4	7	2			
44511	Grocery (except convenience) stores	955	3 609	14 922	21		6	2	4	7	2			
445110	Grocery (except convenience) stores	955	3 609	14 922	21		6	2	4	7	2			
446	Health & personal care stores	199	769	3 165	23	12	4	4	3					
4461	Health & personal care stores	199	769	3 165	23	12	4	4	3					
44611	Pharmacies & drug stores	116	432	1 823	8	3	1	1	3					
446110	Pharmacies & drug stores	116	432	1 823	8	3	1	1	3					
447	Gasoline stations	305	1 007	4 059	36	6	18	10	2					
4471	Gasoline stations	305	1 007	4 059	36	6	18	10	2					
44711	Gasoline stations with convenience stores	216	700	2 899	27	4	15	7	1					
447110	Gasoline stations with convenience stores	216	700	2 899	27	4	15	7	1					
448	Clothing & clothing accessories stores	381	1 234	4 804	63	28	26	8		1				
4481	Clothing stores	306	858	3 451	42	14	19	8		1				
44814	Family clothing stores	134	397	1 626	13	4	5	3		1				
448140	Family clothing stores	134	397	1 626	13	4	5	3		1				
451	Sporting goods, hobby, book & music stores	515	1 407	6 367	62	27	19	12	3	1				
4511	Sporting goods, hobby, musical instrument stores	343	1 026	4 378	48	20	16	10	2					
45111	Sporting goods stores	228	724	3 136	33	15	10	7	1					
451110	Sporting goods stores	228	724	3 136	33	15	10	7	1					
4512	Book, periodical & music stores	172	381	1 989	14	7	3	2	1	1				
45121	Book stores & news dealers	102	219	1 300	9	5	2	1		1				
451211	Book stores	102	219	1 300	9	5	2	1		1				
452	General merchandise stores	708	3 170	13 745	12	3	3		1	2	2	1		
4521	Department stores	530	2 159	8 658	4					2	1	1		
45211	Department stores	530	2 159	8 658	4					2	1	1		
452110	Department stores	530	2 159	8 658	4					2	1	1		
4529	Other general merchandise stores	178	1 011	5 087	8	3	3		1		1			
45291	Warehouse clubs & superstores	(C)	(D)	(D)	1						1			
453	Miscellaneous store retailers	482	1 553	6 730	94	57	19	15	3					
4532	Office supplies, stationery & gift stores	179	517	2 436	35	23	7	4	1					
45322	Gift, novelty & souvenir stores	128	352	1 733	29	20	5	4						
453220	Gift, novelty & souvenir stores	128	352	1 733	29	20	5	4						
4539	Other miscellaneous store retailers	168	695	2 782	36	21	8	6	1					
<b>48-49</b>	<b>Transportation &amp; warehousing</b>	<b>658</b>	<b>3 238</b>	<b>13 058</b>	<b>86</b>	<b>59</b>	<b>10</b>	<b>8</b>	<b>6</b>	<b>2</b>	<b>1</b>			
484	Truck transportation	218	1 300	5 585	43	32	6	2	2	1				
4842	Specialized freight trucking	166	985	4 043	22	16	1	2	2	1				
485	Transit & ground passenger transportation	(C)	(D)	(D)	6	4	1				1			
4855	Charter bus industry	(C)	(D)	(D)	1						1			
48551	Charter bus industry	(C)	(D)	(D)	1						1			
488	Transportation support activities	107	627	2 700	13	6	1	5	1					
492	Couriers & messengers	(C)	(D)	(D)	6	3	1		1	1				
4921	Couriers	(C)	(D)	(D)	2				1	1				
49211	Couriers	(C)	(D)	(D)	2				1	1				
<b>51</b>	<b>Information</b>	<b>807</b>	<b>8 950</b>	<b>32 110</b>	<b>60</b>	<b>33</b>	<b>12</b>	<b>7</b>	<b>5</b>	<b>1</b>	<b>1</b>	<b>1</b>		
511	Publishing industries	416	5 462	17 478	18	11	3	2			1	1		
5111	Newspaper, periodical, book, database publishers	(C)	(D)	(D)	12	6	3	2			1			
51111	Newspaper publishers	(C)	(D)	(D)	3	1		1			1			
5112	Software publishers	(E)	(D)	(D)	6	5						1		
51121	Software publishers	(E)	(D)	(D)	6	5						1		
513	Broadcasting & telecommunications	211	1 995	8 695	23	11	5	3	4					
5133	Telecommunications	120	1 466	6 152	13	5	4	2	2					

See footnotes at end of table.

**Table 6. Counties—Employees, Payroll, and Establishments by Industry: 2001—Con.**

[Excludes most government employees, railroad employees, and self-employed persons. Size class 1 to 4 includes establishments with payroll, but no employees, during mid-March pay period. (D) denotes figures withheld to avoid disclosing data for individual companies; the data are included in broader industry totals. Detailed industries with 100 or more employees are shown if industry was not a (D). For explanation of terms, abbreviations, and data reliability/comparability, see introductory text]

NAICS code	Industry	Number of employees for week including March 12	Payroll (\$1,000)		Total number of establishments	Number of establishments by employment-size class								
			First quarter	Annual		1 to 4	5 to 9	10 to 19	20 to 49	50 to 99	100 to 249	250 to 499	500 to 999	1,000 or more
<b>GALLATIN—Con.</b>														
<b>52</b>	<b>Finance &amp; insurance</b>	<b>869</b>	<b>8 214</b>	<b>31 165</b>	<b>133</b>	<b>88</b>	<b>23</b>	<b>10</b>	<b>11</b>	—	<b>1</b>	—	—	—
522	Credit intermediation & related activities	537	4 105	16 052	44	16	11	9	7	—	1	—	—	—
5221	Depository credit intermediation	454	3 493	13 147	22	1	5	8	7	—	1	—	—	—
52211	Commercial banking	394	3 082	11 793	18	1	5	5	6	—	1	—	—	—
522110	Commercial banking	394	3 082	11 793	18	1	5	5	6	—	1	—	—	—
523	Security, commodity contracts & like activity	119	2 482	8 519	32	27	2	1	2	—	—	—	—	—
5231	Secrty & comdty contracts intermed & brokerage	102	2 363	7 985	18	13	2	1	2	—	—	—	—	—
52312	Securities agencies & brokerages	102	2 363	7 985	18	13	2	1	2	—	—	—	—	—
523120	Securities brokerage	102	2 363	7 985	18	13	2	1	2	—	—	—	—	—
524	Insurance carriers & related activities	213	1 627	6 594	57	45	10	—	2	—	—	—	—	—
5242	Agencies & other insurance related activities	162	1 090	4 558	50	40	9	—	1	—	—	—	—	—
52421	Insurance agencies & brokerages	153	1 034	4 240	46	37	8	—	1	—	—	—	—	—
524210	Insurance agencies & brokerages	153	1 034	4 240	46	37	8	—	1	—	—	—	—	—
<b>53</b>	<b>Real estate &amp; rental &amp; leasing</b>	<b>684</b>	<b>2 746</b>	<b>12 869</b>	<b>207</b>	<b>161</b>	<b>28</b>	<b>16</b>	<b>2</b>	—	—	—	—	—
531	Real estate	(E)	(D)	(D)	167	141	19	5	2	—	—	—	—	—
5311	Lessors of real estate	222	816	3 485	60	45	11	3	1	—	—	—	—	—
5312	Offices of real estate agents & brokers	127	552	2 699	59	52	5	1	1	—	—	—	—	—
53121	Offices of real estate agents & brokers	127	552	2 699	59	52	5	1	1	—	—	—	—	—
531210	Offices of real estate agents & brokers	127	552	2 699	59	52	5	1	1	—	—	—	—	—
532	Rental & leasing services	(C)	(D)	(D)	39	19	9	11	—	—	—	—	—	—
<b>54</b>	<b>Professional, scientific &amp; technical services</b>	<b>1 753</b>	<b>12 678</b>	<b>58 606</b>	<b>388</b>	<b>283</b>	<b>54</b>	<b>36</b>	<b>13</b>	<b>1</b>	<b>1</b>	—	—	—
541	Professional, scientific & technical services	1 753	12 678	58 606	388	283	54	36	13	1	1	—	—	—
5411	Legal services	253	1 739	9 557	63	46	10	4	3	—	—	—	—	—
54111	Offices of lawyers	(C)	(D)	(D)	61	46	10	4	1	—	—	—	—	—
5412	Accounting, tax prep, bookkeep, payroll services	221	1 799	6 420	47	33	9	2	3	—	—	—	—	—
54121	Accounting, tax prep, bookkeep, payroll services	221	1 799	6 420	47	33	9	2	3	—	—	—	—	—
541211	Offices of certified public accountants	165	1 607	5 640	29	19	6	1	3	—	—	—	—	—
5413	Architectural, engineering & related services	503	3 925	19 517	91	56	16	15	4	—	—	—	—	—
54131	Architectural services	112	814	4 088	24	15	7	1	1	—	—	—	—	—
541310	Architectural services	112	814	4 088	24	15	7	1	1	—	—	—	—	—
54133	Engineering services	340	2 724	13 725	50	26	9	12	3	—	—	—	—	—
541330	Engineering services	340	2 724	13 725	50	26	9	12	3	—	—	—	—	—
5415	Computer systems design & related services	300	2 206	9 922	26	17	4	2	1	1	1	—	—	—
54151	Computer systems design & related services	300	2 206	9 922	26	17	4	2	1	1	1	—	—	—
541511	Custom computer programming services	148	1 067	6 174	12	8	2	—	—	—	1	—	—	—
541512	Computer systems design services	131	976	3 342	7	4	—	—	1	1	—	—	—	—
5416	Management, sci & tech consulting services	127	806	3 908	74	67	5	2	—	—	—	—	—	—
5419	Oth professional, scientific, technical services	141	598	2 633	38	29	2	7	—	—	—	—	—	—
<b>55</b>	<b>Management of companies &amp; enterprises</b>	<b>133</b>	<b>1 384</b>	<b>5 025</b>	<b>9</b>	<b>3</b>	<b>1</b>	<b>1</b>	<b>4</b>	—	—	—	—	—
551	Management of companies & enterprises	133	1 384	5 025	9	3	1	1	4	—	—	—	—	—
5511	Management of companies & enterprises	133	1 384	5 025	9	3	1	1	4	—	—	—	—	—
55111	Management of companies & enterprises	133	1 384	5 025	9	3	1	1	4	—	—	—	—	—
551114	Corp, subsidiary & regional managing offices	133	1 384	5 025	9	3	1	1	4	—	—	—	—	—
<b>56</b>	<b>Admin, support, waste mgt, remediation services</b>	<b>754</b>	<b>3 027</b>	<b>14 538</b>	<b>155</b>	<b>105</b>	<b>22</b>	<b>21</b>	<b>7</b>	—	—	—	—	—
561	Administrative & support services	703	2 691	13 052	148	102	19	21	6	—	—	—	—	—
5615	Travel arrangement & reservation services	106	617	2 422	16	9	3	2	2	—	—	—	—	—
5617	Services to buildings & dwellings	254	745	4 819	87	71	7	8	1	—	—	—	—	—
56172	Janitorial services	186	548	2 452	36	24	5	6	1	—	—	—	—	—
561720	Janitorial services	186	548	2 452	36	24	5	6	1	—	—	—	—	—
<b>61</b>	<b>Educational services</b>	<b>335</b>	<b>1 067</b>	<b>4 342</b>	<b>35</b>	<b>19</b>	<b>6</b>	<b>4</b>	<b>5</b>	<b>1</b>	—	—	—	—
611	Educational services	335	1 067	4 342	35	19	6	4	5	1	—	—	—	—
6111	Elementary & secondary schools	218	788	3 071	11	3	1	2	4	1	—	—	—	—
61111	Elementary & secondary schools	218	788	3 071	11	3	1	2	4	1	—	—	—	—
611110	Elementary & secondary schools	218	788	3 071	11	3	1	2	4	1	—	—	—	—
<b>62</b>	<b>Health care and social assistance</b>	<b>3 004</b>	<b>15 095</b>	<b>68 329</b>	<b>232</b>	<b>116</b>	<b>57</b>	<b>33</b>	<b>21</b>	<b>2</b>	<b>1</b>	—	<b>2</b>	—
621	Ambulatory health care services	1 430	8 020	39 418	144	75	43	16	8	1	—	—	1	—
6211	Offices of physicians	386	3 421	19 706	45	22	11	6	5	1	—	—	—	—
62111	Offices of physicians	386	3 421	19 706	45	22	11	6	5	1	—	—	—	—
621111	Offices of physicians (exc mental health)	379	3 390	19 567	42	19	11	6	5	1	—	—	—	—
6212	Offices of dentists	215	1 356	6 399	36	14	19	3	—	—	—	—	—	—
62121	Offices of dentists	215	1 356	6 399	36	14	19	3	—	—	—	—	—	—
621210	Offices of dentists	215	1 356	6 399	36	14	19	3	—	—	—	—	—	—
6213	Offices of other health practitioners	169	755	3 215	49	36	9	4	—	—	—	—	—	—
6216	Home health care services	(F)	(D)	(D)	3	—	1	—	1	—	—	—	1	—
62161	Home health care services	(F)	(D)	(D)	3	—	1	—	1	—	—	—	1	—
622	Hospitals	(F)	(D)	(D)	2	—	—	—	1	—	—	—	1	—
6221	General medical & surgical hospitals	(F)	(D)	(D)	1	—	—	—	—	—	—	—	1	—
62211	General medical & surgical hospitals	(F)	(D)	(D)	1	—	—	—	—	—	—	—	1	—

See footnotes at end of table.

**Table 6. Counties—Employees, Payroll, and Establishments by Industry: 2001—Con.**

[Excludes most government employees, railroad employees, and self-employed persons. Size class 1 to 4 includes establishments with payroll, but no employees, during mid-March pay period. (D) denotes figures withheld to avoid disclosing data for individual companies; the data are included in broader industry totals. Detailed industries with 100 or more employees are shown if industry was not a (D). For explanation of terms, abbreviations, and data reliability/comparability, see introductory text]

NAICS code	Industry	Number of employees for week including March 12	Payroll (\$1,000)		Total number of establishments	Number of establishments by employment-size class								
			First quarter	Annual		1 to 4	5 to 9	10 to 19	20 to 49	50 to 99	100 to 249	250 to 499	500 to 999	1,000 or more
<b>GALLATIN—Con.</b>														
<b>62 Health care and social assistance—Con.</b>														
623	Nursing & residential care facilities .....	(E)	(D)	(D)	19	5	2	7	4	—	1	—	—	—
6231	Nursing care facilities .....	(C)	(D)	(D)	2	—	—	—	1	—	1	—	—	—
62311	Nursing care facilities .....	(C)	(D)	(D)	2	—	—	—	1	—	1	—	—	—
6232	Residential mental retardation, health facil .....	(C)	(D)	(D)	9	1	1	5	2	—	—	—	—	—
62321	Residential mental retardation facilities .....	(C)	(D)	(D)	6	—	1	3	2	—	—	—	—	—
624	Social assistance .....	579	1 698	7 534	67	36	12	10	8	1	—	—	—	—
6241	Individual & family services .....	223	709	2 964	29	18	4	2	5	—	—	—	—	—
6243	Vocational rehabilitation services .....	(C)	(D)	(D)	4	2	—	—	1	1	—	—	—	—
62431	Vocational rehabilitation services .....	(C)	(D)	(D)	4	2	—	—	1	1	—	—	—	—
6244	Child day care services .....	203	485	1 913	27	14	4	7	2	—	—	—	—	—
62441	Child day care services .....	203	485	1 913	27	14	4	7	2	—	—	—	—	—
624410	Child day care services .....	203	485	1 913	27	14	4	7	2	—	—	—	—	—
<b>71</b>	<b>Arts, entertainment &amp; recreation .....</b>	<b>962</b>	<b>2 947</b>	<b>11 764</b>	<b>92</b>	<b>58</b>	<b>13</b>	<b>11</b>	<b>5</b>	<b>4</b>	<b>1</b>	—	—	—
711	Performing arts, spectator sports & related industries .....	121	179	895	25	22	1	1	—	1	—	—	—	—
7111	Performing arts companies .....	105	126	607	11	8	1	1	—	1	—	—	—	—
713	Amusement, gambling & recreation industries .....	826	2 704	10 506	61	31	11	10	5	3	1	—	—	—
7132	Gambling industries .....	168	669	2 753	12	2	3	6	—	1	—	—	—	—
71329	Other gambling industries .....	168	669	2 753	12	2	3	6	—	1	—	—	—	—
713290	Other gambling industries .....	168	669	2 753	12	2	3	6	—	1	—	—	—	—
7139	Other amusement & recreation industries .....	(F)	(D)	(D)	47	28	8	4	4	2	1	—	—	—
71392	Skiing facilities .....	(E)	(D)	(D)	4	1	1	—	—	—	1	—	—	—
71394	Fitness & recreational sports centers .....	199	321	1 582	15	9	3	—	1	2	—	—	—	—
713940	Fitness & recreational sports centers .....	199	321	1 582	15	9	3	—	1	2	—	—	—	—
<b>72</b>	<b>Accommodation &amp; food services .....</b>	<b>5 514</b>	<b>16 378</b>	<b>60 470</b>	<b>321</b>	<b>126</b>	<b>48</b>	<b>62</b>	<b>66</b>	<b>16</b>	<b>2</b>	—	<b>1</b>	—
721	Accommodation .....	1 964	8 443	26 210	90	45	7	20	11	5	1	—	1	—
7211	Traveler accommodation .....	1 812	7 599	22 959	66	23	7	20	10	4	1	—	1	—
72111	Hotels (exc casino hotels) & motels .....	1 792	7 545	22 538	61	20	6	19	10	4	1	—	1	—
721110	Hotels (exc casino hotels) & motels .....	1 792	7 545	22 538	61	20	6	19	10	4	1	—	1	—
7212	RV parks & recreational camps .....	142	815	3 143	17	15	—	—	1	1	—	—	—	—
72121	RV parks & recreational camps .....	142	815	3 143	17	15	—	—	1	1	—	—	—	—
721214	Recreational, vacation camps (exc campgrounds) .....	133	795	2 841	8	6	—	—	1	1	—	—	—	—
722	Food services & drinking places .....	3 550	7 935	34 260	231	81	41	42	55	11	1	—	—	—
7221	Full-service restaurants .....	1 921	4 584	19 913	105	33	20	18	24	9	1	—	—	—
72211	Full-service restaurants .....	1 921	4 584	19 913	105	33	20	18	24	9	1	—	—	—
722110	Full-service restaurants .....	1 921	4 584	19 913	105	33	20	18	24	9	1	—	—	—
7222	Limited-service eating places .....	1 266	2 543	11 079	79	24	15	13	25	2	—	—	—	—
72221	Limited-service eating places .....	1 266	2 543	11 079	79	24	15	13	25	2	—	—	—	—
722211	Limited-service restaurants .....	1 132	2 295	9 908	66	19	11	10	25	1	—	—	—	—
7224	Drinking places (alcoholic beverages) .....	343	777	3 113	39	17	6	10	6	—	—	—	—	—
72241	Drinking places (alcoholic beverages) .....	343	777	3 113	39	17	6	10	6	—	—	—	—	—
722410	Drinking places (alcoholic beverages) .....	343	777	3 113	39	17	6	10	6	—	—	—	—	—
<b>81</b>	<b>Other services (except public administration) .....</b>	<b>1 440</b>	<b>6 610</b>	<b>27 067</b>	<b>282</b>	<b>199</b>	<b>44</b>	<b>26</b>	<b>11</b>	<b>1</b>	<b>1</b>	—	—	—
811	Repair & maintenance .....	393	1 886	8 768	110	81	20	8	1	—	—	—	—	—
8111	Automotive repair & maintenance .....	314	1 601	7 271	79	54	16	8	1	—	—	—	—	—
81111	Automotive mechanical & electrical R&M .....	170	907	4 248	54	39	12	3	—	—	—	—	—	—
811111	General automotive repair .....	152	812	3 864	48	35	10	3	—	—	—	—	—	—
812	Personal & laundry services .....	221	665	2 977	51	36	8	5	2	—	—	—	—	—
8121	Personal care services .....	116	311	1 346	24	16	2	5	1	—	—	—	—	—
81211	Hair, nail & skin care services .....	(C)	(D)	(D)	23	15	2	5	1	—	—	—	—	—
813	Religious, grantmaking, civic, prof & like organizations .....	826	4 059	15 322	121	82	16	13	8	1	1	—	—	—
8131	Religious organizations .....	310	933	3 680	49	35	6	4	3	1	—	—	—	—
81311	Religious organizations .....	310	933	3 680	49	35	6	4	3	1	—	—	—	—
813110	Religious organizations .....	310	933	3 680	49	35	6	4	3	1	—	—	—	—
8133	Social advocacy organizations .....	142	807	3 179	18	10	1	4	3	—	—	—	—	—
81331	Social advocacy organizations .....	142	807	3 179	18	10	1	4	3	—	—	—	—	—
813312	Environment & wildlife organizations .....	102	596	2 317	11	5	1	2	3	—	—	—	—	—
8134	Civic & social organizations .....	175	1 102	3 511	12	6	3	2	—	—	1	—	—	—
81341	Civic & social organizations .....	175	1 102	3 511	12	6	3	2	—	—	1	—	—	—
813410	Civic & social organizations .....	175	1 102	3 511	12	6	3	2	—	—	1	—	—	—
8139	Business, labor, political, like organizations .....	152	833	3 419	34	24	6	3	1	—	—	—	—	—
<b>95</b>	<b>Auxiliaries (exc corporate, subsidiary &amp; regional mgt) .....</b>	<b>26</b>	<b>92</b>	<b>452</b>	<b>3</b>	<b>2</b>	—	—	<b>1</b>	—	—	—	—	—
<b>99</b>	<b>Unclassified establishments .....</b>	<b>24</b>	<b>125</b>	<b>765</b>	<b>48</b>	<b>48</b>	—	—	—	—	—	—	—	—

See footnotes at end of table.

**Table 6. Counties—Employees, Payroll, and Establishments by Industry: 2001—Con.**

[Excludes most government employees, railroad employees, and self-employed persons. Size class 1 to 4 includes establishments with payroll, but no employees, during mid-March pay period. (D) denotes figures withheld to avoid disclosing data for individual companies; the data are included in broader industry totals. Detailed industries with 100 or more employees are shown if industry was not a (D). For explanation of terms, abbreviations, and data reliability/comparability, see introductory text]

NAICS code	Industry	Number of employees for week including March 12	Payroll (\$1,000)		Total number of establishments	Number of establishments by employment-size class									
			First quarter	Annual		1 to 4	5 to 9	10 to 19	20 to 49	50 to 99	100 to 249	250 to 499	500 to 999	1,000 or more	
<b>GARFIELD</b>															
	<b>Total</b> .....	<b>129</b>	<b>397</b>	<b>1 758</b>	<b>23</b>	<b>16</b>	<b>1</b>	<b>4</b>	<b>2</b>	<b>-</b>	<b>-</b>	<b>-</b>	<b>-</b>	<b>-</b>	
23	Construction .....	(A)	(D)	(D)	1	1	-	-	-	-	-	-	-	-	
31-33	Manufacturing .....	(A)	(D)	(D)	1	1	-	-	-	-	-	-	-	-	
42	Wholesale trade .....	(A)	(D)	(D)	1	-	-	1	-	-	-	-	-	-	
44-45	Retail trade .....	42	115	509	5	3	-	1	1	-	-	-	-	-	
48-49	Transportation & warehousing .....	15	23	114	4	3	-	1	-	-	-	-	-	-	
51	Information .....	(A)	(D)	(D)	1	-	1	-	-	-	-	-	-	-	
52	Finance & insurance .....	(A)	(D)	(D)	1	-	-	1	-	-	-	-	-	-	
56	Admin, support, waste mgt, remediation services .....	(A)	(D)	(D)	1	1	-	-	-	-	-	-	-	-	
62	Health care and social assistance .....	(B)	(D)	(D)	2	1	-	-	1	-	-	-	-	-	
71	Arts, entertainment & recreation .....	(A)	(D)	(D)	1	1	-	-	-	-	-	-	-	-	
72	Accommodation & food services .....	7	9	60	4	4	-	-	-	-	-	-	-	-	
81	Other services (except public administration) .....	(A)	(D)	(D)	1	1	-	-	-	-	-	-	-	-	
<b>GLACIER</b>															
	<b>Total</b> .....	<b>2 095</b>	<b>10 943</b>	<b>51 404</b>	<b>282</b>	<b>178</b>	<b>48</b>	<b>36</b>	<b>15</b>	<b>3</b>	<b>2</b>	<b>-</b>	<b>-</b>	<b>-</b>	
11	Forestry, fishing, hunting, and agriculture support .....	(A)	(D)	(D)	2	2	-	-	-	-	-	-	-	-	
21	Mining .....	59	484	2 205	16	12	2	2	-	-	-	-	-	-	
22	Utilities .....	71	854	3 716	7	2	2	2	1	-	-	-	-	-	
23	Construction .....	124	674	3 619	26	18	4	2	2	-	-	-	-	-	
31-33	Manufacturing .....	(A)	(D)	(D)	2	2	-	-	-	-	-	-	-	-	
42	Wholesale trade .....	77	464	1 979	15	11	2	1	1	-	-	-	-	-	
44-45	Retail trade .....	411	1 759	7 004	45	23	8	9	4	1	-	-	-	-	
445	Food & beverage stores .....	(C)	(D)	(D)	7	5	-	-	1	1	-	-	-	-	
4451	Grocery stores .....	114	544	2 223	6	4	-	-	1	1	-	-	-	-	
44511	Grocery (except convenience) stores .....	114	544	2 223	6	4	-	-	1	1	-	-	-	-	
445110	Grocery (except convenience) stores .....	114	544	2 223	6	4	-	-	1	1	-	-	-	-	
48-49	Transportation & warehousing .....	34	119	510	7	3	2	2	-	-	-	-	-	-	
51	Information .....	15	95	404	5	4	1	-	-	-	-	-	-	-	
52	Finance & insurance .....	74	542	2 074	13	9	1	2	1	-	-	-	-	-	
53	Real estate & rental & leasing .....	88	476	2 119	7	5	1	-	-	1	-	-	-	-	
54	Professional, scientific & technical services .....	89	435	1 471	19	15	3	-	1	-	-	-	-	-	
55	Management of companies & enterprises .....	(B)	(D)	(D)	1	-	-	-	1	-	-	-	-	-	
56	Admin, support, waste mgt, remediation services .....	9	42	137	6	6	-	-	-	-	-	-	-	-	
61	Educational services .....	(B)	(D)	(D)	3	1	-	1	-	1	-	-	-	-	
62	Health care and social assistance .....	454	2 810	15 379	26	14	8	1	1	-	2	-	-	-	
622	Hospitals .....	318	2 230	13 121	3	1	-	-	-	-	2	-	-	-	
6221	General medical & surgical hospitals .....	318	2 230	13 121	3	1	-	-	-	-	2	-	-	-	
62211	General medical & surgical hospitals .....	318	2 230	13 121	3	1	-	-	-	-	2	-	-	-	
622110	General medical & surgical hospitals .....	318	2 230	13 121	3	1	-	-	-	-	2	-	-	-	
71	Arts, entertainment & recreation .....	15	40	168	6	5	1	-	-	-	-	-	-	-	
72	Accommodation & food services .....	306	685	4 536	39	19	7	10	3	-	-	-	-	-	
721	Accommodation .....	101	260	2 485	19	13	1	4	1	-	-	-	-	-	
722	Food services & drinking places .....	205	425	2 051	20	6	6	6	2	-	-	-	-	-	
7221	Full-service restaurants .....	102	228	1 256	11	3	3	3	4	1	-	-	-	-	
72211	Full-service restaurants .....	102	228	1 256	11	3	3	3	4	1	-	-	-	-	
722110	Full-service restaurants .....	102	228	1 256	11	3	3	3	4	1	-	-	-	-	
81	Other services (except public administration) .....	134	534	2 250	34	24	6	4	-	-	-	-	-	-	
95	Auxiliaries (exc corporate, subsidiary & regional mgt) .....	(A)	(D)	(D)	2	2	-	-	-	-	-	-	-	-	
99	Unclassified establishments .....	(A)	(D)	(D)	1	1	-	-	-	-	-	-	-	-	

See footnotes at end of table.



**Table 6. Counties—Employees, Payroll, and Establishments by Industry: 2001—Con.**

[Excludes most government employees, railroad employees, and self-employed persons. Size class 1 to 4 includes establishments with payroll, but no employees, during mid-March pay period. (D) denotes figures withheld to avoid disclosing data for individual companies; the data are included in broader industry totals. Detailed industries with 100 or more employees are shown if industry was not a (D). For explanation of terms, abbreviations, and data reliability/comparability, see introductory text]

NAICS code	Industry	Number of employees for week including March 12	Payroll (\$1,000)		Total number of establishments	Number of establishments by employment-size class								
			First quarter	Annual		1 to 4	5 to 9	10 to 19	20 to 49	50 to 99	100 to 249	250 to 499	500 to 999	1,000 or more
<b>GOLDEN VALLEY</b>														
	<b>Total</b> .....	<b>53</b>	<b>108</b>	<b>424</b>	<b>16</b>	<b>11</b>	<b>4</b>	<b>1</b>	—	—	—	—	—	—
23	Construction .....	(A)	(D)	(D)	2	2	—	—	—	—	—	—	—	—
31-33	Manufacturing .....	(A)	(D)	(D)	2	—	2	—	—	—	—	—	—	—
42	Wholesale trade .....	(A)	(D)	(D)	2	2	—	—	—	—	—	—	—	—
44-45	Retail trade .....	(A)	(D)	(D)	2	2	—	—	—	—	—	—	—	—
54	Professional, scientific & technical services .....	(A)	(D)	(D)	1	1	—	—	—	—	—	—	—	—
62	Health care and social assistance .....	(A)	(D)	(D)	2	1	1	—	—	—	—	—	—	—
71	Arts, entertainment & recreation .....	(A)	(D)	(D)	1	1	—	—	—	—	—	—	—	—
72	Accommodation & food services .....	20	22	96	3	1	1	1	—	—	—	—	—	—
99	Unclassified establishments .....	(A)	(D)	(D)	1	1	—	—	—	—	—	—	—	—
<b>GRANITE</b>														
	<b>Total</b> .....	<b>432</b>	<b>1 876</b>	<b>8 385</b>	<b>87</b>	<b>61</b>	<b>14</b>	<b>7</b>	<b>5</b>	—	—	—	—	—
11	Forestry, fishing, hunting, and agriculture support .....	50	250	1 091	14	11	2	1	—	—	—	—	—	—
22	Utilities .....	(A)	(D)	(D)	2	2	—	—	—	—	—	—	—	—
23	Construction .....	49	306	1 780	11	8	2	—	1	—	—	—	—	—
31-33	Manufacturing .....	(B)	(D)	(D)	2	1	—	—	1	—	—	—	—	—
42	Wholesale trade .....	(B)	(D)	(D)	5	3	1	1	—	—	—	—	—	—
44-45	Retail trade .....	75	198	957	12	6	3	2	1	—	—	—	—	—
48-49	Transportation & warehousing .....	16	93	367	5	3	2	—	—	—	—	—	—	—
51	Information .....	(A)	(D)	(D)	1	1	—	—	—	—	—	—	—	—
52	Finance & insurance .....	(B)	(D)	(D)	2	1	—	—	1	—	—	—	—	—
53	Real estate & rental & leasing .....	3	9	31	4	4	—	—	—	—	—	—	—	—
54	Professional, scientific & technical services .....	6	20	80	4	4	—	—	—	—	—	—	—	—
61	Educational services .....	(A)	(D)	(D)	2	2	—	—	—	—	—	—	—	—
62	Health care and social assistance .....	53	255	998	5	3	1	—	1	—	—	—	—	—
71	Arts, entertainment & recreation .....	(A)	(D)	(D)	2	2	—	—	—	—	—	—	—	—
72	Accommodation & food services .....	55	105	523	11	6	3	2	—	—	—	—	—	—
81	Other services (except public administration) .....	(B)	(D)	(D)	4	3	—	1	—	—	—	—	—	—
99	Unclassified establishments .....	(A)	(D)	(D)	1	1	—	—	—	—	—	—	—	—
<b>HILL</b>														
	<b>Total</b> .....	<b>4 706</b>	<b>21 331</b>	<b>91 983</b>	<b>505</b>	<b>281</b>	<b>118</b>	<b>54</b>	<b>40</b>	<b>7</b>	<b>4</b>	—	<b>1</b>	—
11	Forestry, fishing, hunting, and agriculture support .....	(A)	(D)	(D)	3	3	—	—	—	—	—	—	—	—
21	Mining .....	(B)	(D)	(D)	5	3	1	—	1	—	—	—	—	—
22	Utilities .....	(B)	(D)	(D)	4	2	—	—	2	—	—	—	—	—
23	Construction .....	260	1 533	7 082	50	33	10	4	3	—	—	—	—	—
234	Heavy construction .....	107	794	3 204	9	5	—	2	2	—	—	—	—	—
235	Special trade contractors .....	105	525	2 621	29	19	9	1	—	—	—	—	—	—
31-33	Manufacturing .....	49	219	1 079	12	6	6	—	—	—	—	—	—	—
42	Wholesale trade .....	163	984	3 628	20	8	7	3	2	—	—	—	—	—
44-45	Retail trade .....	876	3 605	14 804	96	49	26	13	5	1	2	—	—	—
441	Motor vehicle & parts dealers .....	153	858	3 629	15	7	3	2	3	—	—	—	—	—
4411	Automobile dealers .....	109	629	2 699	5	—	1	1	3	—	—	—	—	—
44111	New car dealers .....	109	629	2 699	5	—	1	1	3	—	—	—	—	—
441110	New car dealers .....	109	629	2 699	5	—	1	1	3	—	—	—	—	—
445	Food & beverage stores .....	212	760	3 195	10	7	1	—	—	1	1	—	—	—
4451	Grocery stores .....	(C)	(D)	(D)	7	5	—	—	—	1	1	—	—	—
44511	Grocery (except convenience) stores .....	(C)	(D)	(D)	4	2	—	—	—	1	1	—	—	—
452	General merchandise stores .....	151	613	2 625	3	—	—	1	1	—	1	—	—	—
4521	Department stores .....	(C)	(D)	(D)	1	—	—	—	—	—	1	—	—	—
45211	Department stores .....	(C)	(D)	(D)	1	—	—	—	—	—	1	—	—	—
48-49	Transportation & warehousing .....	39	112	531	12	11	—	1	—	—	—	—	—	—
51	Information .....	185	1 476	6 153	13	5	2	3	2	1	—	—	—	—
513	Broadcasting & telecommunications .....	143	1 308	5 485	10	5	1	2	1	1	—	—	—	—
52	Finance & insurance .....	105	784	3 328	27	19	6	2	—	—	—	—	—	—
53	Real estate & rental & leasing .....	71	197	873	18	12	4	1	1	—	—	—	—	—
54	Professional, scientific & technical services .....	171	1 157	5 600	38	25	8	4	1	—	—	—	—	—
541	Professional, scientific & technical services .....	171	1 157	5 600	38	25	8	4	1	—	—	—	—	—

See footnotes at end of table.

**Table 6. Counties—Employees, Payroll, and Establishments by Industry: 2001—Con.**

[Excludes most government employees, railroad employees, and self-employed persons. Size class 1 to 4 includes establishments with payroll, but no employees, during mid-March pay period. (D) denotes figures withheld to avoid disclosing data for individual companies; the data are included in broader industry totals. Detailed industries with 100 or more employees are shown if industry was not a (D). For explanation of terms, abbreviations, and data reliability/comparability, see introductory text]

NAICS code	Industry	Number of employees for week including March 12	Payroll (\$1,000)		Total number of establishments	Number of establishments by employment-size class								
			First quarter	Annual		1 to 4	5 to 9	10 to 19	20 to 49	50 to 99	100 to 249	250 to 499	500 to 999	1,000 or more
<b>HILL—Con.</b>														
56	<b>Admin, support, waste mgmt, remediation services</b> .....	96	412	1 997	15	8	4	2	1	—	—	—	—	—
61	<b>Educational services</b> .....	256	1 320	6 201	5	—	1	1	1	1	1	—	—	—
611	Educational services .....	256	1 320	6 201	5	—	1	1	1	1	1	—	—	—
6113	Colleges, universities & professional schools ...	(C)	(D)	(D)	1	—	—	—	—	—	1	—	—	—
61131	Colleges, universities & professional schools .	(C)	(D)	(D)	1	—	—	—	—	—	1	—	—	—
62	<b>Health care and social assistance</b> .....	1 135	6 052	26 270	46	24	12	3	4	1	1	—	1	—
621	Ambulatory health care services .....	261	1 469	6 487	17	8	5	2	1	—	1	—	—	—
6214	Outpatient care centers .....	(C)	(D)	(D)	3	—	—	2	—	—	1	—	—	—
62149	Other outpatient care centers .....	(C)	(D)	(D)	1	—	—	—	—	—	1	—	—	—
622	Hospitals .....	(F)	(D)	(D)	1	—	—	—	—	—	—	—	1	—
6221	General medical & surgical hospitals .....	(F)	(D)	(D)	1	—	—	—	—	—	—	—	1	—
62211	General medical & surgical hospitals .....	(F)	(D)	(D)	1	—	—	—	—	—	—	—	1	—
624	Social assistance .....	(C)	(D)	(D)	21	16	2	—	2	1	—	—	—	—
6241	Individual & family services .....	(C)	(D)	(D)	7	2	2	—	2	1	—	—	—	—
71	<b>Arts, entertainment &amp; recreation</b> .....	114	284	1 116	15	7	4	2	2	—	—	—	—	—
713	Amusement, gambling & recreation industries ....	(C)	(D)	(D)	13	6	4	1	2	—	—	—	—	—
72	<b>Accommodation &amp; food services</b> .....	770	1 346	5 854	54	17	11	11	12	3	—	—	—	—
722	Food services & drinking places .....	685	1 180	5 365	48	14	10	10	12	2	—	—	—	—
7221	Full-service restaurants .....	327	593	2 883	18	3	6	1	7	1	—	—	—	—
72211	Full-service restaurants .....	327	593	2 883	18	3	6	1	7	1	—	—	—	—
722110	Full-service restaurants .....	327	593	2 883	18	3	6	1	7	1	—	—	—	—
7222	Limited-service eating places .....	286	464	1 901	18	4	2	7	4	1	—	—	—	—
72221	Limited-service eating places .....	286	464	1 901	18	4	2	7	4	1	—	—	—	—
722211	Limited-service restaurants .....	248	427	1 738	15	3	2	6	3	1	—	—	—	—
81	<b>Other services (except public administration)</b> .....	326	887	3 333	70	47	16	4	3	—	—	—	—	—
811	Repair & maintenance .....	126	331	1 193	27	18	7	1	1	—	—	—	—	—
813	Religious, grantmaking, civic, prof & like organizations .....	143	334	1 378	28	17	7	2	2	—	—	—	—	—
8131	Religious organizations .....	107	233	903	19	12	4	1	2	—	—	—	—	—
81311	Religious organizations .....	107	233	903	19	12	4	1	2	—	—	—	—	—
813110	Religious organizations .....	107	233	903	19	12	4	1	2	—	—	—	—	—
99	<b>Unclassified establishments</b> .....	(A)	(D)	(D)	2	2	—	—	—	—	—	—	—	—
<b>JEFFERSON</b>														
	<b>Total</b> .....	1 446	9 226	36 596	209	146	28	19	12	3	1	—	—	—
11	<b>Forestry, fishing, hunting, and agriculture support</b> .....	(A)	(D)	(D)	2	2	—	—	—	—	—	—	—	—
21	<b>Mining</b> .....	(E)	(D)	(D)	4	2	—	—	—	1	1	—	—	—
212	Mining (except oil & gas) .....	(E)	(D)	(D)	3	1	—	—	—	1	1	—	—	—
2122	Metal ore mining .....	(E)	(D)	(D)	2	—	—	—	—	1	1	—	—	—
21222	Gold ore & silver ore mining .....	(E)	(D)	(D)	2	—	—	—	—	1	1	—	—	—
22	<b>Utilities</b> .....	(A)	(D)	(D)	2	2	—	—	—	—	—	—	—	—
23	<b>Construction</b> .....	135	767	5 209	45	37	3	4	1	—	—	—	—	—
235	Special trade contractors .....	107	680	4 013	27	21	2	3	1	—	—	—	—	—
31-33	<b>Manufacturing</b> .....	115	1 440	5 413	7	4	1	1	—	1	—	—	—	—
42	<b>Wholesale trade</b> .....	18	107	586	10	10	—	—	—	—	—	—	—	—
44-45	<b>Retail trade</b> .....	190	403	1 736	26	14	4	6	2	—	—	—	—	—
48-49	<b>Transportation &amp; warehousing</b> .....	95	314	1 307	9	5	—	1	3	—	—	—	—	—
51	<b>Information</b> .....	13	261	431	7	6	1	—	—	—	—	—	—	—
52	<b>Finance &amp; insurance</b> .....	42	237	1 112	6	3	1	1	1	—	—	—	—	—
53	<b>Real estate &amp; rental &amp; leasing</b> .....	8	18	95	7	7	—	—	—	—	—	—	—	—
54	<b>Professional, scientific &amp; technical services</b> .....	30	121	478	13	12	—	1	—	—	—	—	—	—
56	<b>Admin, support, waste mgmt, remediation services</b> .....	84	146	597	5	2	1	—	2	—	—	—	—	—
61	<b>Educational services</b> .....	(A)	(D)	(D)	2	1	1	—	—	—	—	—	—	—
62	<b>Health care and social assistance</b> .....	192	825	4 008	23	15	5	1	1	1	—	—	—	—
623	Nursing & residential care facilities .....	140	621	2 994	5	2	—	1	1	1	—	—	—	—
71	<b>Arts, entertainment &amp; recreation</b> .....	17	31	129	4	2	2	—	—	—	—	—	—	—
72	<b>Accommodation &amp; food services</b> .....	192	310	1 469	21	8	7	4	2	—	—	—	—	—
722	Food services & drinking places .....	156	239	1 131	18	8	5	4	1	—	—	—	—	—
81	<b>Other services (except public administration)</b> .....	26	100	452	12	10	2	—	—	—	—	—	—	—
99	<b>Unclassified establishments</b> .....	5	20	61	4	4	—	—	—	—	—	—	—	—

See footnotes at end of table.

**Table 6. Counties—Employees, Payroll, and Establishments by Industry: 2001—Con.**

[Excludes most government employees, railroad employees, and self-employed persons. Size class 1 to 4 includes establishments with payroll, but no employees, during mid-March pay period. (D) denotes figures withheld to avoid disclosing data for individual companies; the data are included in broader industry totals. Detailed industries with 100 or more employees are shown if industry was not a (D). For explanation of terms, abbreviations, and data reliability/comparability, see introductory text]

NAICS code	Industry	Number of employees for week including March 12	Payroll (\$1,000)		Total number of establishments	Number of establishments by employment-size class								
			First quarter	Annual		1 to 4	5 to 9	10 to 19	20 to 49	50 to 99	100 to 249	250 to 499	500 to 999	1,000 or more
<b>JUDITH BASIN</b>														
	<b>Total</b> .....	<b>178</b>	<b>582</b>	<b>2 634</b>	<b>58</b>	<b>46</b>	<b>10</b>	<b>1</b>	<b>1</b>	—	—	—	—	—
21	Mining .....	(A)	(D)	(D)	2	1	1	—	—	—	—	—	—	—
22	Utilities .....	(A)	(D)	(D)	2	2	—	—	—	—	—	—	—	—
23	Construction .....	(A)	(D)	(D)	8	7	1	—	—	—	—	—	—	—
31-33	Manufacturing .....	(A)	(D)	(D)	1	—	1	—	—	—	—	—	—	—
42	Wholesale trade .....	22	89	334	8	7	1	—	—	—	—	—	—	—
44-45	Retail trade .....	15	29	147	5	4	1	—	—	—	—	—	—	—
48-49	Transportation & warehousing .....	(A)	(D)	(D)	1	1	—	—	—	—	—	—	—	—
51	Information .....	(A)	(D)	(D)	1	1	—	—	—	—	—	—	—	—
52	Finance & insurance .....	(B)	(D)	(D)	3	2	—	—	1	—	—	—	—	—
53	Real estate & rental & leasing .....	(A)	(D)	(D)	2	2	—	—	—	—	—	—	—	—
54	Professional, scientific & technical services .....	(A)	(D)	(D)	3	3	—	—	—	—	—	—	—	—
56	Admin, support, waste mgt, remediation services .....	(A)	(D)	(D)	1	1	—	—	—	—	—	—	—	—
62	Health care and social assistance .....	16	40	151	5	4	1	—	—	—	—	—	—	—
72	Accommodation & food services .....	(B)	(D)	(D)	13	8	4	1	—	—	—	—	—	—
81	Other services (except public administration) .....	(A)	(D)	(D)	2	2	—	—	—	—	—	—	—	—
99	Unclassified establishments .....	(A)	(D)	(D)	1	1	—	—	—	—	—	—	—	—
<b>LAKE</b>														
	<b>Total</b> .....	<b>5 436</b>	<b>26 262</b>	<b>120 659</b>	<b>710</b>	<b>476</b>	<b>117</b>	<b>76</b>	<b>25</b>	<b>7</b>	<b>7</b>	<b>2</b>	—	—
11	Forestry, fishing, hunting, and agriculture support .....	30	162	738	13	11	1	1	—	—	—	—	—	—
21	Mining .....	(A)	(D)	(D)	3	3	—	—	—	—	—	—	—	—
22	Utilities .....	(A)	(D)	(D)	4	3	1	—	—	—	—	—	—	—
23	Construction .....	329	1 419	7 537	110	86	19	5	—	—	—	—	—	—
233	Building, developing & general contracting .....	110	513	2 385	32	24	6	2	—	—	—	—	—	—
2332	Residential building construction .....	(C)	(D)	(D)	30	22	6	2	—	—	—	—	—	—
235	Special trade contractors .....	171	763	4 123	64	52	10	2	—	—	—	—	—	—
31-33	Manufacturing .....	812	5 463	24 333	31	13	8	4	3	1	1	1	—	—
321	Wood product mfg .....	229	1 542	6 613	7	1	2	1	2	—	1	—	—	—
3211	Sawmills & wood preservation .....	(C)	(D)	(D)	3	—	1	1	—	—	1	—	—	—
32111	Sawmills & wood preservation .....	(C)	(D)	(D)	3	—	1	1	—	—	1	—	—	—
332	Fabricated metal product mfg .....	(E)	(D)	(D)	4	2	1	—	—	—	—	1	—	—
3322	Cutlery & handtool mfg .....	(E)	(D)	(D)	1	—	—	—	—	—	—	1	—	—
33221	Cutlery & handtool mfg .....	(E)	(D)	(D)	1	—	—	—	—	—	—	1	—	—
42	Wholesale trade .....	94	346	1 412	24	15	6	3	—	—	—	—	—	—
44-45	Retail trade .....	1 007	3 943	20 052	123	69	23	22	6	2	1	—	—	—
441	Motor vehicle & parts dealers .....	167	972	6 870	17	5	6	4	2	—	—	—	—	—
444	Bldg material & garden equip & supp dealers .....	121	509	2 640	16	8	2	6	—	—	—	—	—	—
4441	Building material & supplies dealers .....	(C)	(D)	(D)	13	6	2	5	—	—	—	—	—	—
445	Food & beverage stores .....	248	935	4 105	19	11	1	2	3	2	—	—	—	—
4451	Grocery stores .....	(C)	(D)	(D)	14	7	—	2	3	2	—	—	—	—
44511	Grocery (except convenience) stores .....	215	853	3 701	11	5	—	1	3	2	—	—	—	—
445110	Grocery (except convenience) stores .....	215	853	3 701	11	5	—	1	3	2	—	—	—	—
447	Gasoline stations .....	125	381	1 549	17	8	4	4	1	—	—	—	—	—
4471	Gasoline stations .....	125	381	1 549	17	8	4	4	1	—	—	—	—	—
452	General merchandise stores .....	(C)	(D)	(D)	2	1	—	—	—	—	1	—	—	—
4521	Department stores .....	(C)	(D)	(D)	1	—	—	—	—	—	1	—	—	—
45211	Department stores .....	(C)	(D)	(D)	1	—	—	—	—	—	1	—	—	—
48-49	Transportation & warehousing .....	35	121	597	18	16	1	1	—	—	—	—	—	—
51	Information .....	313	3 005	13 987	16	10	2	1	1	1	1	—	—	—
513	Broadcasting & telecommunications .....	(C)	(D)	(D)	8	5	1	—	1	—	1	—	—	—
5133	Telecommunications .....	(C)	(D)	(D)	5	3	—	—	1	—	1	—	—	—
51331	Wired telecommunications carriers .....	(C)	(D)	(D)	2	1	—	—	—	—	1	—	—	—
52	Finance & insurance .....	232	1 554	6 183	25	12	5	4	3	1	—	—	—	—
522	Credit intermediation & related activities .....	185	1 246	5 143	12	3	3	2	3	1	—	—	—	—
5221	Depository credit intermediation .....	(C)	(D)	(D)	9	—	3	2	3	1	—	—	—	—
52211	Commercial banking .....	174	1 191	4 814	8	—	2	2	3	1	—	—	—	—
522110	Commercial banking .....	174	1 191	4 814	8	—	2	2	3	1	—	—	—	—
53	Real estate & rental & leasing .....	(B)	(D)	(D)	25	25	—	—	—	—	—	—	—	—
54	Professional, scientific & technical services .....	152	762	3 576	45	34	7	4	—	—	—	—	—	—
541	Professional, scientific & technical services .....	152	762	3 576	45	34	7	4	—	—	—	—	—	—
55	Management of companies & enterprises .....	(A)	(D)	(D)	2	1	1	—	—	—	—	—	—	—

See footnotes at end of table.

**Table 6. Counties—Employees, Payroll, and Establishments by Industry: 2001—Con.**

[Excludes most government employees, railroad employees, and self-employed persons. Size class 1 to 4 includes establishments with payroll, but no employees, during mid-March pay period. (D) denotes figures withheld to avoid disclosing data for individual companies; the data are included in broader industry totals. Detailed industries with 100 or more employees are shown if industry was not a (D). For explanation of terms, abbreviations, and data reliability/comparability, see introductory text]

NAICS code	Industry	Number of employees for week including March 12	Payroll (\$1,000)		Total number of establishments	Number of establishments by employment-size class								
			First quarter	Annual		1 to 4	5 to 9	10 to 19	20 to 49	50 to 99	100 to 249	250 to 499	500 to 999	1,000 or more
<b>LAKE—Con.</b>														
<b>56</b>	<b>Admin, support, waste mgt, remediation services</b>	<b>147</b>	<b>354</b>	<b>1 375</b>	<b>19</b>	<b>13</b>	<b>3</b>	—	<b>3</b>	—	—	—	—	—
561	Administrative & support services	147	354	1 375	19	13	3	—	3	—	—	—	—	—
<b>61</b>	<b>Educational services</b>	<b>(E)</b>	<b>(D)</b>	<b>(D)</b>	<b>2</b>	<b>1</b>	—	—	—	—	—	<b>1</b>	—	—
611	Educational services	(E)	(D)	(D)	2	1	—	—	—	—	—	1	—	—
6112	Junior colleges	(E)	(D)	(D)	1	—	—	—	—	—	—	1	—	—
61121	Junior colleges	(E)	(D)	(D)	1	—	—	—	—	—	—	1	—	—
<b>62</b>	<b>Health care and social assistance</b>	<b>1 069</b>	<b>5 095</b>	<b>21 792</b>	<b>69</b>	<b>35</b>	<b>14</b>	<b>13</b>	<b>3</b>	—	<b>4</b>	—	—	—
621	Ambulatory health care services	229	1 747	7 369	35	18	8	7	2	—	—	—	—	—
622	Hospitals	356	1 986	8 488	3	—	—	1	—	—	2	—	—	—
6221	General medical & surgical hospitals	(E)	(D)	(D)	2	—	—	—	—	—	2	—	—	—
62211	General medical & surgical hospitals	(E)	(D)	(D)	2	—	—	—	—	—	2	—	—	—
624	Social assistance	392	946	4 224	24	14	5	3	—	—	2	—	—	—
6241	Individual & family services	341	821	3 705	10	4	2	2	—	—	2	—	—	—
62412	Services for elderly & disabled persons	328	784	3 542	6	1	1	2	—	—	2	—	—	—
624120	Services for elderly & disabled persons	328	784	3 542	6	1	1	2	—	—	2	—	—	—
<b>71</b>	<b>Arts, entertainment &amp; recreation</b>	<b>63</b>	<b>185</b>	<b>921</b>	<b>20</b>	<b>15</b>	<b>2</b>	<b>3</b>	—	—	—	—	—	—
<b>72</b>	<b>Accommodation &amp; food services</b>	<b>595</b>	<b>1 279</b>	<b>6 418</b>	<b>76</b>	<b>43</b>	<b>13</b>	<b>13</b>	<b>5</b>	<b>2</b>	—	—	—	—
721	Accommodation	147	384	2 065	18	13	2	1	1	1	—	—	—	—
7211	Traveler accommodation	136	363	1 816	11	7	1	1	1	1	—	—	—	—
72111	Hotels (exc casino hotels) & motels	132	358	1 793	8	4	1	1	1	1	—	—	—	—
721110	Hotels (exc casino hotels) & motels	132	358	1 793	8	4	1	1	1	1	—	—	—	—
722	Food services & drinking places	448	895	4 353	58	30	11	12	4	1	—	—	—	—
7221	Full-service restaurants	150	322	1 821	17	9	3	3	1	1	—	—	—	—
72211	Full-service restaurants	150	322	1 821	17	9	3	3	1	1	—	—	—	—
722110	Full-service restaurants	150	322	1 821	17	9	3	3	1	1	—	—	—	—
7222	Limited-service eating places	242	445	1 918	22	5	5	9	3	—	—	—	—	—
72221	Limited-service eating places	242	445	1 918	22	5	5	9	3	—	—	—	—	—
<b>81</b>	<b>Other services (except public administration)</b>	<b>205</b>	<b>657</b>	<b>3 151</b>	<b>72</b>	<b>58</b>	<b>11</b>	<b>2</b>	<b>1</b>	—	—	—	—	—
813	Religious, grantmaking, civic, prof & like organizations	101	219	987	31	22	8	1	—	—	—	—	—	—
<b>95</b>	<b>Auxiliaries (exc corporate, subsidiary &amp; regional mgt)</b>	<b>(A)</b>	<b>(D)</b>	<b>(D)</b>	<b>2</b>	<b>2</b>	—	—	—	—	—	—	—	—
<b>99</b>	<b>Unclassified establishments</b>	<b>(A)</b>	<b>(D)</b>	<b>(D)</b>	<b>11</b>	<b>11</b>	—	—	—	—	—	—	—	—
<b>LEWIS AND CLARK</b>														
	<b>Total</b>	<b>20 980</b>	<b>120 636</b>	<b>508 058</b>	<b>1 970</b>	<b>1 133</b>	<b>369</b>	<b>244</b>	<b>152</b>	<b>49</b>	<b>17</b>	<b>3</b>	<b>3</b>	—
<b>11</b>	<b>Forestry, fishing, hunting, and agriculture support</b>	<b>15</b>	<b>95</b>	<b>575</b>	<b>9</b>	<b>7</b>	<b>2</b>	—	—	—	—	—	—	—
<b>21</b>	<b>Mining</b>	<b>(A)</b>	<b>(D)</b>	<b>(D)</b>	<b>4</b>	<b>4</b>	—	—	—	—	—	—	—	—
<b>22</b>	<b>Utilities</b>	<b>(B)</b>	<b>(D)</b>	<b>(D)</b>	<b>10</b>	<b>7</b>	<b>2</b>	—	—	<b>1</b>	—	—	—	—
<b>23</b>	<b>Construction</b>	<b>1 155</b>	<b>7 942</b>	<b>40 549</b>	<b>182</b>	<b>126</b>	<b>34</b>	<b>12</b>	<b>4</b>	<b>5</b>	<b>1</b>	—	—	—
233	Building, developing & general contracting	531	3 632	15 752	60	40	11	3	3	2	1	—	—	—
2332	Residential building construction	(C)	(D)	(D)	45	33	9	1	2	—	—	—	—	—
23321	Single-family housing construction	173	772	4 255	43	32	8	1	2	—	—	—	—	—
233210	Single-family housing construction	173	772	4 255	43	32	8	1	2	—	—	—	—	—
2333	Nonresidential building construction	(E)	(D)	(D)	13	5	2	2	1	2	1	—	—	—
23332	Commercial & institutional bldg construction	345	2 812	11 261	11	3	2	2	1	2	1	—	—	—
233320	Commercial & institutional bldg construction	345	2 812	11 261	11	3	2	2	1	2	1	—	—	—
234	Heavy construction	122	1 087	7 745	14	8	2	3	—	1	—	—	—	—
235	Special trade contractors	502	3 223	17 052	108	78	21	6	1	2	—	—	—	—
2351	Plumbing, heating & AC contractor	181	1 458	5 962	27	21	1	3	1	1	—	—	—	—
23511	Plumbing, heating & AC contractor	181	1 458	5 962	27	21	1	3	1	1	—	—	—	—
235110	Plumbing, heating & AC contractor	181	1 458	5 962	27	21	1	3	1	1	—	—	—	—
2359	Other special trade contractors	113	571	4 703	17	14	2	—	—	1	—	—	—	—
<b>31-33</b>	<b>Manufacturing</b>	<b>646</b>	<b>4 269</b>	<b>18 476</b>	<b>45</b>	<b>24</b>	<b>10</b>	<b>6</b>	<b>2</b>	<b>2</b>	<b>1</b>	—	—	—
325	Chemical mfg	(C)	(D)	(D)	3	—	1	1	—	1	—	—	—	—
331	Primary metal mfg	(C)	(D)	(D)	2	—	1	—	—	—	1	—	—	—
3314	Nonferrous (exc alum) production & processing	(C)	(D)	(D)	1	—	—	—	—	—	1	—	—	—
33141	Nonferrous (exc aluminum) smelting & refining	(C)	(D)	(D)	1	—	—	—	—	—	1	—	—	—
<b>42</b>	<b>Wholesale trade</b>	<b>616</b>	<b>4 592</b>	<b>18 205</b>	<b>67</b>	<b>36</b>	<b>10</b>	<b>15</b>	<b>4</b>	<b>2</b>	—	—	—	—
421	Wholesale trade, durable goods	261	2 350	9 408	40	21	9	9	1	—	—	—	—	—
422	Wholesale trade, nondurable goods	355	2 242	8 797	27	15	1	6	3	2	—	—	—	—
4224	Grocery & related product whse	225	1 391	5 497	8	3	1	—	2	2	—	—	—	—
42241	General line grocery whse	(C)	(D)	(D)	2	—	—	—	1	1	—	—	—	—

See footnotes at end of table.

**Table 6. Counties—Employees, Payroll, and Establishments by Industry: 2001—Con.**

[Excludes most government employees, railroad employees, and self-employed persons. Size class 1 to 4 includes establishments with payroll, but no employees, during mid-March pay period. (D) denotes figures withheld to avoid disclosing data for individual companies; the data are included in broader industry totals. Detailed industries with 100 or more employees are shown if industry was not a (D). For explanation of terms, abbreviations, and data reliability/comparability, see introductory text]

NAICS code	Industry	Number of employees for week including March 12	Payroll (\$1,000)		Total number of establishments	Number of establishments by employment-size class								
			First quarter	Annual		1 to 4	5 to 9	10 to 19	20 to 49	50 to 99	100 to 249	250 to 499	500 to 999	1,000 or more
<b>LEWIS AND CLARK—Con.</b>														
<b>44-45</b>	<b>Retail trade</b>	<b>3 624</b>	<b>15 557</b>	<b>64 951</b>	<b>307</b>	<b>148</b>	<b>77</b>	<b>42</b>	<b>25</b>	<b>12</b>	<b>2</b>	<b>1</b>		
441	Motor vehicle & parts dealers	444	3 221	13 983	46	19	14	9	2	2				
4411	Automobile dealers	267	2 216	9 228	17	9	2	2	2	2				
44111	New car dealers	231	1 981	8 271	7	2		1	2	2				
441110	New car dealers	231	1 981	8 271	7	2		1	2	2				
4413	Automotive parts, accessories & tire stores	132	769	3 259	18	4	8	6						
442	Furniture & home furnishing stores	131	807	2 432	21	11	5	4	1					
444	Bldg material & garden equip & supp dealers	368	2 126	8 820	37	16	10	4	6	1				
4441	Building material & supplies dealers	282	1 776	7 554	28	11	8	4	4	1				
44419	Other building material dealers	237	1 537	6 974	22	9	5	4	3	1				
444190	Other building material dealers	237	1 537	6 974	22	9	5	4	3	1				
445	Food & beverage stores	633	2 320	9 418	29	13	6	2	2	6				
4451	Grocery stores	563	2 100	8 511	19	9	2		2	6				
44511	Grocery (except convenience) stores	557	2 094	8 431	14	4	2		2	6				
445110	Grocery (except convenience) stores	557	2 094	8 431	14	4	2		2	6				
446	Health & personal care stores	174	649	2 806	20	12	1	5	2					
4461	Health & personal care stores	174	649	2 806	20	12	1	5	2					
447	Gasoline stations	250	773	3 147	26	7	11	4	4					
4471	Gasoline stations	250	773	3 147	26	7	11	4	4					
44711	Gasoline stations with convenience stores	142	380	1 607	10	2	4		4					
447110	Gasoline stations with convenience stores	142	380	1 607	10	2	4		4					
44719	Other gasoline stations	108	393	1 540	16	5	7	4						
447190	Other gasoline stations	108	393	1 540	16	5	7	4						
448	Clothing & clothing accessories stores	111	349	1 343	25	14	10	1						
451	Sporting goods, hobby, book & music stores	298	813	3 601	32	17	6	4	5					
4511	Sporting goods, hobby, musical instrument stores	212	594	2 676	24	15	2	3	4					
45111	Sporting goods stores	148	421	1 915	15	10		2	3					
451110	Sporting goods stores	148	421	1 915	15	10		2	3					
452	General merchandise stores	915	3 376	14 352	11	2	1	2		3	2	1		
4521	Department stores	868	3 222	13 729	6					3	2	1		
45211	Department stores	868	3 222	13 729	6					3	2	1		
452110	Department stores	868	3 222	13 729	6					3	2	1		
453	Miscellaneous store retailers	178	488	2 312	34	25	3	3	3					
<b>48-49</b>	<b>Transportation &amp; warehousing</b>	<b>388</b>	<b>2 620</b>	<b>10 454</b>	<b>41</b>	<b>20</b>	<b>6</b>	<b>10</b>	<b>4</b>	<b>1</b>				
484	Truck transportation	214	1 616	6 493	19	10	2	4	2	1				
4841	General freight trucking	174	1 337	5 510	11	5	1	2	2	1				
48412	General freight trucking, long-distance	(C)	(D)	(D)	9	5		1	2	1				
<b>51</b>	<b>Information</b>	<b>1 047</b>	<b>7 993</b>	<b>32 913</b>	<b>65</b>	<b>31</b>	<b>7</b>	<b>14</b>	<b>7</b>	<b>4</b>	<b>2</b>			
511	Publishing industries	281	1 627	7 026	8	1	1	3	1	1	1			
5111	Newspaper, periodical, book, database publishers	(E)	(D)	(D)	7	1	1	2	1	1	1			
51111	Newspaper publishers	(C)	(D)	(D)	1						1			
51113	Book publishers	(C)	(D)	(D)	3	1		1		1				
513	Broadcasting & telecommunications	507	4 966	19 547	39	24	4	4	4	2	1			
5133	Telecommunications	(E)	(D)	(D)	31	22	4	2	1	1	1			
51331	Wired telecommunications carriers	336	3 545	14 252	25	17	4	1	1	1	1			
513310	Wired telecommunications carriers	336	3 545	14 252	25	17	4	1	1	1	1			
514	Information & data processing services	(C)	(D)	(D)	14	5	2	4	2	1				
5142	Data processing services	182	997	4 750	10	4		3	2	1				
51421	Data processing services	182	997	4 750	10	4		3	2	1				
514210	Data processing services	182	997	4 750	10	4		3	2	1				
<b>52</b>	<b>Finance &amp; insurance</b>	<b>1 770</b>	<b>16 530</b>	<b>63 495</b>	<b>125</b>	<b>81</b>	<b>18</b>	<b>11</b>	<b>10</b>	<b>2</b>	<b>2</b>	<b>1</b>		
521	Monetary authorities - central bank	(C)	(D)	(D)	1						1			
5211	Monetary authorities - central bank	(C)	(D)	(D)	1						1			
52111	Monetary authorities - central bank	(C)	(D)	(D)	1						1			
522	Credit intermediation & related activities	449	3 295	13 711	52	26	14	5	6	1				
5221	Depository credit intermediation	364	2 725	11 125	36	18	8	4	5	1				
52211	Commercial banking	216	1 770	7 120	24	13	6	2	2	1				
522110	Commercial banking	216	1 770	7 120	24	13	6	2	2	1				
523	Security, commodity contracts & like activity	(E)	(D)	(D)	24	18	2	1	1	1	1			
5239	Other financial investment activities	259	2 035	8 959	16	11	2		1	1	1			
52392	Portfolio management	238	1 943	8 405	6	2	1		1	1	1			
523920	Portfolio management	238	1 943	8 405	6	2	1		1	1	1			
524	Insurance carriers & related activities	886	9 615	33 884	48	37	2	5	3					
5241	Insurance carriers	698	7 844	27 015	11	8		2					1	
52411	Direct life, health, medical insurance carriers	(F)	(D)	(D)	4	2		1					1	
5242	Agencies & other insurance related activities	188	1 771	6 869	37	29	2	3						
52421	Insurance agencies & brokerages	115	1 063	4 007	29	26		1	2					
524210	Insurance agencies & brokerages	115	1 063	4 007	29	26		1	2					
<b>53</b>	<b>Real estate &amp; rental &amp; leasing</b>	<b>472</b>	<b>1 757</b>	<b>8 119</b>	<b>86</b>	<b>66</b>	<b>16</b>	<b>2</b>	<b>1</b>		<b>1</b>			
531	Real estate	166	748	3 420	66	57	7	2						
532	Rental & leasing services	306	1 009	4 699	20	9	9		1		1			
5321	Automotive equipment rental & leasing	(C)	(D)	(D)	6	3	2				1			
53211	Passenger car rental & leasing	218	602	3 001	5	2	2				1			
532111	Passenger car rental	218	602	3 001	5	2	2				1			

See footnotes at end of table.

**Table 6. Counties—Employees, Payroll, and Establishments by Industry: 2001—Con.**

[Excludes most government employees, railroad employees, and self-employed persons. Size class 1 to 4 includes establishments with payroll, but no employees, during mid-March pay period. (D) denotes figures withheld to avoid disclosing data for individual companies; the data are included in broader industry totals. Detailed industries with 100 or more employees are shown if industry was not a (D). For explanation of terms, abbreviations, and data reliability/comparability, see introductory text]

NAICS code	Industry	Number of employees for week including March 12	Payroll (\$1,000)		Total number of establishments	Number of establishments by employment-size class									
			First quarter	Annual		1 to 4	5 to 9	10 to 19	20 to 49	50 to 99	100 to 249	250 to 499	500 to 999	1,000 or more	
<b>LEWIS AND CLARK—Con.</b>															
<b>54</b>	<b>Professional, scientific &amp; technical services</b>	<b>1 461</b>	<b>12 698</b>	<b>52 984</b>	<b>217</b>	<b>151</b>	<b>34</b>	<b>18</b>	<b>9</b>	<b>3</b>	<b>2</b>	—	—	—	
541	Professional, scientific & technical services	1 461	12 698	52 984	217	151	34	18	9	3	2	—	—	—	
5411	Legal services	258	2 084	9 480	55	40	7	7	1	—	—	—	—	—	
54111	Offices of lawyers	(C)	(D)	(D)	54	40	7	6	1	—	—	—	—	—	
5412	Accounting, tax prep, bookkeep, payroll services	199	1 613	6 340	20	14	2	1	2	1	—	—	—	—	
54121	Accounting, tax prep, bookkeep, payroll services	199	1 613	6 340	20	14	2	1	2	1	—	—	—	—	
541211	Offices of certified public accountants	174	1 484	5 713	13	9	1	—	2	1	—	—	—	—	
5413	Architectural, engineering & related services	513	4 485	19 688	37	19	6	5	4	2	1	—	—	—	
54133	Engineering services	461	4 049	18 053	25	11	4	3	4	2	1	—	—	—	
541330	Engineering services	461	4 049	18 053	25	11	4	3	4	2	1	—	—	—	
5416	Management, sci & tech consulting services	271	3 065	10 806	41	32	6	—	2	—	1	—	—	—	
54161	Management consulting services	224	2 797	9 393	23	18	2	—	2	—	1	—	—	—	
541611	Admin & gen management consulting services	184	2 455	8 459	13	11	—	—	1	—	1	—	—	—	
<b>55</b>	<b>Management of companies &amp; enterprises</b>	<b>152</b>	<b>947</b>	<b>4 108</b>	<b>7</b>	<b>3</b>	<b>1</b>	<b>1</b>	<b>1</b>	<b>1</b>	—	—	—	—	
551	Management of companies & enterprises	152	947	4 108	7	3	1	1	1	1	—	—	—	—	
5511	Management of companies & enterprises	152	947	4 108	7	3	1	1	1	1	—	—	—	—	
551114	Management of companies & enterprises	152	947	4 108	7	3	1	1	1	1	—	—	—	—	
551114	Corp, subsidiary & regional managing offices	152	947	4 108	7	3	1	1	1	1	—	—	—	—	
<b>56</b>	<b>Admin, support, waste mgt, remediation services</b>	<b>728</b>	<b>2 850</b>	<b>12 851</b>	<b>84</b>	<b>52</b>	<b>14</b>	<b>9</b>	<b>7</b>	<b>1</b>	<b>1</b>	—	—	—	
561	Administrative & support services	684	2 701	12 178	77	47	14	8	6	1	1	—	—	—	
5613	Employment services	219	589	2 498	5	2	1	—	—	1	1	—	—	—	
56132	Temporary help services	219	589	2 498	5	2	1	—	—	1	1	—	—	—	
561320	Temporary help services	219	589	2 498	5	2	1	—	—	1	1	—	—	—	
5617	Services to buildings & dwellings	215	545	2 950	38	24	6	6	2	—	—	—	—	—	
56172	Janitorial services	122	207	1 053	19	9	6	3	1	—	—	—	—	—	
561720	Janitorial services	122	207	1 053	19	9	6	3	1	—	—	—	—	—	
<b>61</b>	<b>Educational services</b>	<b>771</b>	<b>2 193</b>	<b>9 503</b>	<b>27</b>	<b>13</b>	<b>8</b>	<b>5</b>	—	—	—	—	—	<b>1</b>	
611	Educational services	771	2 193	9 503	27	13	8	5	—	—	—	—	—	1	
6113	Colleges, universities & professional schools	(F)	(D)	(D)	2	—	1	—	—	—	—	—	—	1	
61131	Colleges, universities & professional schools	(F)	(D)	(D)	2	—	1	—	—	—	—	—	—	1	
<b>62</b>	<b>Health care and social assistance</b>	<b>4 048</b>	<b>26 636</b>	<b>110 206</b>	<b>216</b>	<b>108</b>	<b>39</b>	<b>31</b>	<b>22</b>	<b>8</b>	<b>5</b>	<b>2</b>	<b>1</b>	—	
621	Ambulatory health care services	1 456	9 729	42 834	127	65	32	16	10	2	1	1	—	—	
6211	Offices of physicians	465	4 669	22 456	51	29	10	4	7	1	—	—	—	—	
62111	Offices of physicians	465	4 669	22 456	51	29	10	4	7	1	—	—	—	—	
6212	Offices of dentists	188	1 383	6 535	31	9	17	5	—	—	—	—	—	—	
62121	Offices of dentists	188	1 383	6 535	31	9	17	5	—	—	—	—	—	—	
621210	Offices of dentists	188	1 383	6 535	31	9	17	5	—	—	—	—	—	—	
6213	Offices of other health practitioners	128	594	2 840	29	23	2	3	1	—	—	—	—	—	
6214	Outpatient care centers	141	913	3 806	7	1	2	2	1	1	—	—	—	—	
6215	Medical & diagnostic laboratories	(C)	(D)	(D)	3	1	—	1	—	—	1	—	—	—	
62151	Medical & diagnostic laboratories	(C)	(D)	(D)	3	1	—	1	—	—	1	—	—	—	
6216	Home health care services	(E)	(D)	(D)	3	1	—	—	1	—	—	1	—	—	
62161	Home health care services	(E)	(D)	(D)	3	1	—	—	1	—	—	1	—	—	
622	Hospitals	1 221	11 422	44 054	3	—	—	—	—	—	1	1	1	—	
6221	General medical & surgical hospitals	(G)	(D)	(D)	2	—	—	—	—	—	—	1	1	—	
62211	General medical & surgical hospitals	(G)	(D)	(D)	2	—	—	—	—	—	—	1	1	—	
6222	Psychiatric & substance abuse hospitals	(C)	(D)	(D)	1	—	—	—	—	—	1	—	—	—	
62221	Psychiatric & substance abuse hospitals	(C)	(D)	(D)	1	—	—	—	—	—	1	—	—	—	
623	Nursing & residential care facilities	622	2 487	10 327	22	5	—	9	3	3	2	—	—	—	
6231	Nursing care facilities	(C)	(D)	(D)	3	—	—	—	1	1	1	—	—	—	
62311	Nursing care facilities	(C)	(D)	(D)	3	—	—	—	1	1	1	—	—	—	
6232	Residential mental retardation, health facil	(C)	(D)	(D)	9	1	—	7	1	—	—	—	—	—	
6233	Community care facilities for the elderly	159	519	2 226	7	3	—	2	—	2	—	—	—	—	
62331	Community care facilities for the elderly	159	519	2 226	7	3	—	2	—	2	—	—	—	—	
623311	Continuing care retirement communities	138	439	1 920	3	—	—	—	1	—	2	—	—	—	
6239	Other residential care facilities	(C)	(D)	(D)	3	1	—	—	—	1	—	—	—	—	
62399	Other residential care facilities	(C)	(D)	(D)	3	1	—	—	—	1	—	—	—	—	
624	Social assistance	749	2 998	12 991	64	38	7	6	9	3	1	—	—	—	
6241	Individual & family services	306	1 476	6 197	25	14	3	2	4	2	—	—	—	—	
62412	Services for elderly & disabled persons	(C)	(D)	(D)	6	3	—	1	1	1	—	—	—	—	
62419	Other individual & family services	152	821	3 403	14	8	2	1	2	1	—	—	—	—	
624190	Other individual & family services	152	821	3 403	14	8	2	1	2	1	—	—	—	—	
6243	Vocational rehabilitation services	262	978	4 409	6	1	—	1	2	1	1	—	—	—	
62431	Vocational rehabilitation services	262	978	4 409	6	1	—	1	2	1	1	—	—	—	
624310	Vocational rehabilitation services	262	978	4 409	6	1	—	1	2	1	1	—	—	—	
6244	Child day care services	113	302	1 432	26	21	1	2	2	—	—	—	—	—	
62441	Child day care services	113	302	1 432	26	21	1	2	2	—	—	—	—	—	
624410	Child day care services	113	302	1 432	26	21	1	2	2	—	—	—	—	—	

See footnotes at end of table.

**Table 6. Counties—Employees, Payroll, and Establishments by Industry: 2001—Con.**

[Excludes most government employees, railroad employees, and self-employed persons. Size class 1 to 4 includes establishments with payroll, but no employees, during mid-March pay period. (D) denotes figures withheld to avoid disclosing data for individual companies; the data are included in broader industry totals. Detailed industries with 100 or more employees are shown if industry was not a (D). For explanation of terms, abbreviations, and data reliability/comparability, see introductory text]

NAICS code	Industry	Number of employees for week including March 12	Payroll (\$1,000)		Total number of establishments	Number of establishments by employment-size class								
			First quarter	Annual		1 to 4	5 to 9	10 to 19	20 to 49	50 to 99	100 to 249	250 to 499	500 to 999	1,000 or more
<b>LEWIS AND CLARK—Con.</b>														
<b>71</b>	<b>Arts, entertainment &amp; recreation</b> .....	<b>605</b>	<b>1 625</b>	<b>7 035</b>	<b>50</b>	<b>25</b>	<b>8</b>	<b>5</b>	<b>9</b>	<b>3</b>	—	—	—	—
713	Amusement, gambling & recreation industries .....	579	1 494	6 419	42	19	7	4	9	3	—	—	—	—
7132	Gambling industries .....	(C)	(D)	(D)	6	—	2	2	2	—	—	—	—	—
71329	Other gambling industries .....	(C)	(D)	(D)	6	—	2	2	2	—	—	—	—	—
7139	Other amusement & recreation industries .....	469	1 085	4 808	35	18	5	2	7	3	—	—	—	—
71394	Fitness & recreational sports centers .....	232	316	1 450	15	10	—	—	2	3	—	—	—	—
713940	Fitness & recreational sports centers .....	232	316	1 450	15	10	—	—	2	3	—	—	—	—
71399	All other amusement & recreation industries ..	104	442	1 827	13	6	4	1	2	—	—	—	—	—
713990	All other amusement & recreation industries .....	104	442	1 827	13	6	4	1	2	—	—	—	—	—
<b>72</b>	<b>Accommodation &amp; food services</b> .....	<b>2 121</b>	<b>4 699</b>	<b>20 681</b>	<b>171</b>	<b>61</b>	<b>37</b>	<b>33</b>	<b>36</b>	<b>4</b>	—	—	—	—
721	Accommodation .....	432	1 202	5 494	36	19	3	4	8	2	—	—	—	—
7211	Traveler accommodation .....	(E)	(D)	(D)	27	10	3	4	8	2	—	—	—	—
72111	Hotels (exc casino hotels) & motels .....	419	1 146	4 992	26	9	3	4	8	2	—	—	—	—
721110	Hotels (exc casino hotels) & motels .....	419	1 146	4 992	26	9	3	4	8	2	—	—	—	—
722	Food services & drinking places .....	1 689	3 497	15 187	135	42	34	29	28	2	—	—	—	—
7221	Full-service restaurants .....	666	1 630	6 861	44	10	12	8	14	—	—	—	—	—
72211	Full-service restaurants .....	666	1 630	6 861	44	10	12	8	14	—	—	—	—	—
722110	Full-service restaurants .....	666	1 630	6 861	44	10	12	8	14	—	—	—	—	—
7222	Limited-service eating places .....	736	1 282	5 576	58	18	9	18	12	1	—	—	—	—
72221	Limited-service eating places .....	736	1 282	5 576	58	18	9	18	12	1	—	—	—	—
722211	Limited-service restaurants .....	627	1 093	4 783	44	14	4	13	12	1	—	—	—	—
7223	Special food services .....	122	227	1 078	8	5	—	1	1	1	—	—	—	—
72231	Food service contractors .....	(C)	(D)	(D)	5	2	—	1	1	1	—	—	—	—
7224	Drinking places (alcoholic beverages) .....	165	358	1 672	25	9	13	2	1	—	—	—	—	—
72241	Drinking places (alcoholic beverages) .....	165	358	1 672	25	9	13	2	1	—	—	—	—	—
722410	Drinking places (alcoholic beverages) .....	165	358	1 672	25	9	13	2	1	—	—	—	—	—
<b>81</b>	<b>Other services (except public administration)</b> .....	<b>1 243</b>	<b>6 563</b>	<b>27 512</b>	<b>240</b>	<b>154</b>	<b>46</b>	<b>30</b>	<b>10</b>	—	—	—	—	—
811	Repair & maintenance .....	298	1 732	6 903	62	45	8	5	4	—	—	—	—	—
8111	Automotive repair & maintenance .....	205	1 033	4 217	42	29	6	5	2	—	—	—	—	—
812	Personal & laundry services .....	153	403	1 778	29	16	9	3	1	—	—	—	—	—
813	Religious, grantmaking, civic, prof & like organizations .....	792	4 428	18 831	149	93	29	22	5	—	—	—	—	—
8131	Religious organizations .....	278	879	3 745	36	18	7	7	4	—	—	—	—	—
81311	Religious organizations .....	278	879	3 745	36	18	7	7	4	—	—	—	—	—
813110	Religious organizations .....	278	879	3 745	36	18	7	7	4	—	—	—	—	—
8133	Social advocacy organizations .....	105	741	3 078	20	13	3	4	—	—	—	—	—	—
81331	Social advocacy organizations .....	105	741	3 078	20	13	3	4	—	—	—	—	—	—
8139	Business, labor, political, like organizations .....	332	2 502	10 695	66	40	14	11	1	—	—	—	—	—
81391	Business associations .....	146	1 196	4 917	31	19	6	6	—	—	—	—	—	—
813910	Business associations .....	146	1 196	4 917	31	19	6	6	—	—	—	—	—	—
<b>95</b>	<b>Auxiliaries (exc corporate, subsidiary &amp; regional mgt)</b> .....	<b>(B)</b>	<b>(D)</b>	<b>(D)</b>	<b>1</b>	—	—	—	<b>1</b>	—	—	—	—	—
<b>99</b>	<b>Unclassified establishments</b> .....	<b>6</b>	<b>15</b>	<b>324</b>	<b>16</b>	<b>16</b>	—	—	—	—	—	—	—	—
<b>LIBERTY</b>														
	<b>Total</b> .....	<b>508</b>	<b>2 348</b>	<b>10 112</b>	<b>70</b>	<b>49</b>	<b>14</b>	<b>2</b>	<b>2</b>	<b>1</b>	<b>2</b>	—	—	—
<b>11</b>	<b>Forestry, fishing, hunting, and agriculture support</b> .....	<b>(A)</b>	<b>(D)</b>	<b>(D)</b>	<b>1</b>	<b>1</b>	—	—	—	—	—	—	—	—
<b>22</b>	<b>Utilities</b> .....	<b>(A)</b>	<b>(D)</b>	<b>(D)</b>	<b>3</b>	<b>3</b>	—	—	—	—	—	—	—	—
<b>23</b>	<b>Construction</b> .....	<b>(B)</b>	<b>(D)</b>	<b>(D)</b>	<b>8</b>	<b>6</b>	<b>1</b>	—	—	<b>1</b>	—	—	—	—
<b>31-33</b>	<b>Manufacturing</b> .....	<b>(A)</b>	<b>(D)</b>	<b>(D)</b>	<b>3</b>	<b>2</b>	<b>1</b>	—	—	—	—	—	—	—
<b>42</b>	<b>Wholesale trade</b> .....	<b>(B)</b>	<b>(D)</b>	<b>(D)</b>	<b>4</b>	<b>1</b>	<b>2</b>	—	<b>1</b>	—	—	—	—	—
<b>44-45</b>	<b>Retail trade</b> .....	<b>56</b>	<b>200</b>	<b>840</b>	<b>14</b>	<b>12</b>	<b>1</b>	—	<b>1</b>	—	—	—	—	—
<b>48-49</b>	<b>Transportation &amp; warehousing</b> .....	<b>(A)</b>	<b>(D)</b>	<b>(D)</b>	<b>1</b>	—	<b>1</b>	—	—	—	—	—	—	—
<b>51</b>	<b>Information</b> .....	<b>(A)</b>	<b>(D)</b>	<b>(D)</b>	<b>1</b>	—	<b>1</b>	—	—	—	—	—	—	—
<b>52</b>	<b>Finance &amp; insurance</b> .....	<b>21</b>	<b>108</b>	<b>410</b>	<b>5</b>	<b>3</b>	<b>1</b>	<b>1</b>	—	—	—	—	—	—
<b>53</b>	<b>Real estate &amp; rental &amp; leasing</b> .....	<b>(A)</b>	<b>(D)</b>	<b>(D)</b>	<b>2</b>	<b>1</b>	<b>1</b>	—	—	—	—	—	—	—
<b>54</b>	<b>Professional, scientific &amp; technical services</b> .....	<b>15</b>	<b>45</b>	<b>216</b>	<b>7</b>	<b>6</b>	<b>1</b>	—	—	—	—	—	—	—
<b>56</b>	<b>Admin, support, waste mgt, remediation services</b> .....	<b>(A)</b>	<b>(D)</b>	<b>(D)</b>	<b>1</b>	<b>1</b>	—	—	—	—	—	—	—	—
<b>62</b>	<b>Health care and social assistance</b> .....	<b>(C)</b>	<b>(D)</b>	<b>(D)</b>	<b>4</b>	—	<b>1</b>	<b>1</b>	—	—	<b>2</b>	—	—	—
622	Hospitals .....	(C)	(D)	(D)	1	—	—	—	—	—	1	—	—	—
6221	General medical & surgical hospitals .....	(C)	(D)	(D)	1	—	—	—	—	—	1	—	—	—
62211	General medical & surgical hospitals .....	(C)	(D)	(D)	1	—	—	—	—	—	1	—	—	—
623	Nursing & residential care facilities .....	(C)	(D)	(D)	1	—	—	—	—	—	1	—	—	—
6231	Nursing care facilities .....	(C)	(D)	(D)	1	—	—	—	—	—	1	—	—	—
62311	Nursing care facilities .....	(C)	(D)	(D)	1	—	—	—	—	—	1	—	—	—
<b>71</b>	<b>Arts, entertainment &amp; recreation</b> .....	<b>6</b>	<b>6</b>	<b>35</b>	<b>4</b>	<b>4</b>	—	—	—	—	—	—	—	—
<b>72</b>	<b>Accommodation &amp; food services</b> .....	<b>7</b>	<b>24</b>	<b>107</b>	<b>5</b>	<b>5</b>	—	—	—	—	—	—	—	—
<b>81</b>	<b>Other services (except public administration)</b> .....	<b>29</b>	<b>48</b>	<b>189</b>	<b>7</b>	<b>4</b>	<b>3</b>	—	—	—	—	—	—	—

See footnotes at end of table.

**Table 6. Counties—Employees, Payroll, and Establishments by Industry: 2001—Con.**

[Excludes most government employees, railroad employees, and self-employed persons. Size class 1 to 4 includes establishments with payroll, but no employees, during mid-March pay period. (D) denotes figures withheld to avoid disclosing data for individual companies; the data are included in broader industry totals. Detailed industries with 100 or more employees are shown if industry was not a (D). For explanation of terms, abbreviations, and data reliability/comparability, see introductory text]

NAICS code	Industry	Number of employees for week including March 12	Payroll (\$1,000)		Total number of establishments	Number of establishments by employment-size class								
			First quarter	Annual		1 to 4	5 to 9	10 to 19	20 to 49	50 to 99	100 to 249	250 to 499	500 to 999	1,000 or more
<b>LINCOLN</b>														
	<b>Total</b> .....	<b>3 806</b>	<b>18 744</b>	<b>81 941</b>	<b>559</b>	<b>366</b>	<b>114</b>	<b>47</b>	<b>22</b>	<b>6</b>	<b>3</b>	<b>1</b>	-	-
<b>11</b>	<b>Forestry, fishing, hunting, and agriculture support</b> .....	<b>413</b>	<b>3 423</b>	<b>14 074</b>	<b>54</b>	<b>32</b>	<b>16</b>	<b>5</b>	-	-	<b>1</b>	-	-	-
113	Forestry and logging .....	(C)	(D)	(D)	47	27	16	4	-	-	-	-	-	-
1133	Logging .....	(C)	(D)	(D)	47	27	16	4	-	-	-	-	-	-
11331	Logging .....	(C)	(D)	(D)	47	27	16	4	-	-	-	-	-	-
114	Fishing, hunting & trapping .....	(C)	(D)	(D)	1	-	-	-	-	-	<b>1</b>	-	-	-
1142	Hunting & trapping .....	(C)	(D)	(D)	1	-	-	-	-	-	<b>1</b>	-	-	-
11421	Hunting & trapping .....	(C)	(D)	(D)	1	-	-	-	-	-	<b>1</b>	-	-	-
<b>21</b>	<b>Mining</b> .....	<b>(A)</b>	<b>(D)</b>	<b>(D)</b>	<b>3</b>	<b>2</b>	<b>1</b>	-	-	-	-	-	-	-
<b>22</b>	<b>Utilities</b> .....	<b>(B)</b>	<b>(D)</b>	<b>(D)</b>	<b>2</b>	-	<b>1</b>	-	<b>1</b>	-	-	-	-	-
<b>23</b>	<b>Construction</b> .....	<b>166</b>	<b>720</b>	<b>4 529</b>	<b>66</b>	<b>56</b>	<b>8</b>	<b>1</b>	<b>1</b>	-	-	-	-	-
<b>31-33</b>	<b>Manufacturing</b> .....	<b>653</b>	<b>4 879</b>	<b>20 534</b>	<b>31</b>	<b>17</b>	<b>10</b>	-	<b>1</b>	<b>1</b>	<b>1</b>	<b>1</b>	-	-
321	Wood product mfg .....	594	4 656	19 220	13	5	4	-	1	1	1	1	-	-
3211	Sawmills & wood preservation .....	(C)	(D)	(D)	5	2	1	-	-	1	1	-	-	-
32111	Sawmills & wood preservation .....	(C)	(D)	(D)	5	2	1	-	-	1	1	-	-	-
3212	Veneer, plywood & engineered wood product mfg .....	(E)	(D)	(D)	2	1	-	-	-	-	-	<b>1</b>	-	-
32121	Veneer, plywood & engineered wood product mfg .....	(E)	(D)	(D)	2	1	-	-	-	-	-	<b>1</b>	-	-
<b>42</b>	<b>Wholesale trade</b> .....	<b>37</b>	<b>189</b>	<b>837</b>	<b>6</b>	<b>2</b>	<b>2</b>	<b>2</b>	-	-	-	-	-	-
<b>44-45</b>	<b>Retail trade</b> .....	<b>639</b>	<b>2 344</b>	<b>10 275</b>	<b>90</b>	<b>51</b>	<b>20</b>	<b>11</b>	<b>7</b>	<b>1</b>	-	-	-	-
445	Food & beverage stores .....	(C)	(D)	(D)	9	4	-	-	4	1	-	-	-	-
4451	Grocery stores .....	215	793	3 301	7	2	-	-	4	1	-	-	-	-
44511	Grocery (except convenience) stores .....	215	793	3 301	7	2	-	-	4	1	-	-	-	-
445110	Grocery (except convenience) stores .....	215	793	3 301	7	2	-	-	4	1	-	-	-	-
447	Gasoline stations .....	105	305	1 310	12	4	2	5	1	-	-	-	-	-
4471	Gasoline stations .....	105	305	1 310	12	4	2	5	1	-	-	-	-	-
<b>48-49</b>	<b>Transportation &amp; warehousing</b> .....	<b>108</b>	<b>423</b>	<b>1 993</b>	<b>23</b>	<b>20</b>	<b>1</b>	<b>1</b>	-	<b>1</b>	-	-	-	-
<b>51</b>	<b>Information</b> .....	<b>104</b>	<b>645</b>	<b>2 511</b>	<b>17</b>	<b>7</b>	<b>8</b>	<b>2</b>	-	-	-	-	-	-
<b>52</b>	<b>Finance &amp; insurance</b> .....	<b>135</b>	<b>753</b>	<b>3 453</b>	<b>16</b>	<b>8</b>	<b>4</b>	<b>3</b>	-	<b>1</b>	-	-	-	-
522	Credit intermediation & related activities .....	110	597	2 829	8	2	2	3	-	1	-	-	-	-
5221	Depository credit intermediation .....	(C)	(D)	(D)	7	1	2	3	-	1	-	-	-	-
<b>53</b>	<b>Real estate &amp; rental &amp; leasing</b> .....	<b>36</b>	<b>95</b>	<b>466</b>	<b>17</b>	<b>15</b>	<b>2</b>	-	-	-	-	-	-	-
<b>54</b>	<b>Professional, scientific &amp; technical services</b> .....	<b>86</b>	<b>266</b>	<b>1 346</b>	<b>35</b>	<b>29</b>	<b>6</b>	-	-	-	-	-	-	-
<b>55</b>	<b>Management of companies &amp; enterprises</b> .....	<b>(A)</b>	<b>(D)</b>	<b>(D)</b>	<b>1</b>	<b>1</b>	-	-	-	-	-	-	-	-
<b>56</b>	<b>Admin, support, waste mgt, remediation services</b> .....	<b>31</b>	<b>75</b>	<b>392</b>	<b>16</b>	<b>14</b>	<b>2</b>	-	-	-	-	-	-	-
<b>61</b>	<b>Educational services</b> .....	<b>(B)</b>	<b>(D)</b>	<b>(D)</b>	<b>2</b>	-	<b>1</b>	<b>1</b>	-	-	-	-	-	-
<b>62</b>	<b>Health care and social assistance</b> .....	<b>624</b>	<b>2 933</b>	<b>12 452</b>	<b>43</b>	<b>20</b>	<b>11</b>	<b>5</b>	<b>4</b>	<b>2</b>	<b>1</b>	-	-	-
621	Ambulatory health care services .....	164	739	3 265	27	13	8	5	1	-	-	-	-	-
622	Hospitals .....	(C)	(D)	(D)	1	-	-	-	-	-	<b>1</b>	-	-	-
6221	General medical & surgical hospitals .....	(C)	(D)	(D)	1	-	-	-	-	-	<b>1</b>	-	-	-
62211	General medical & surgical hospitals .....	(C)	(D)	(D)	1	-	-	-	-	-	<b>1</b>	-	-	-
623	Nursing & residential care facilities .....	(C)	(D)	(D)	2	-	-	-	-	<b>2</b>	-	-	-	-
6231	Nursing care facilities .....	(C)	(D)	(D)	2	-	-	-	-	<b>2</b>	-	-	-	-
62311	Nursing care facilities .....	(C)	(D)	(D)	2	-	-	-	-	<b>2</b>	-	-	-	-
624	Social assistance .....	126	400	1 617	13	7	3	-	3	-	-	-	-	-
<b>71</b>	<b>Arts, entertainment &amp; recreation</b> .....	<b>80</b>	<b>161</b>	<b>819</b>	<b>13</b>	<b>9</b>	-	<b>3</b>	<b>1</b>	-	-	-	-	-
<b>72</b>	<b>Accommodation &amp; food services</b> .....	<b>424</b>	<b>836</b>	<b>4 020</b>	<b>59</b>	<b>31</b>	<b>14</b>	<b>8</b>	<b>6</b>	-	-	-	-	-
722	Food services & drinking places .....	355	659	2 907	49	25	12	7	5	-	-	-	-	-
7221	Full-service restaurants .....	131	257	1 197	19	10	3	4	2	-	-	-	-	-
72211	Full-service restaurants .....	131	257	1 197	19	10	3	4	2	-	-	-	-	-
722110	Full-service restaurants .....	131	257	1 197	19	10	3	4	2	-	-	-	-	-
7222	Limited-service eating places .....	(C)	(D)	(D)	14	5	5	2	2	-	-	-	-	-
72221	Limited-service eating places .....	(C)	(D)	(D)	14	5	5	2	2	-	-	-	-	-
<b>81</b>	<b>Other services (except public administration)</b> .....	<b>172</b>	<b>457</b>	<b>1 899</b>	<b>55</b>	<b>43</b>	<b>7</b>	<b>5</b>	-	-	-	-	-	-
813	Religious, grantmaking, civic, prof & like organizations .....	101	226	945	29	21	5	3	-	-	-	-	-	-
<b>95</b>	<b>Auxiliaries (exc corporate, subsidiary &amp; regional mgt)</b> .....	<b>(A)</b>	<b>(D)</b>	<b>(D)</b>	<b>1</b>	<b>1</b>	-	-	-	-	-	-	-	-
<b>99</b>	<b>Unclassified establishments</b> .....	<b>30</b>	<b>59</b>	<b>327</b>	<b>9</b>	<b>8</b>	-	-	<b>1</b>	-	-	-	-	-

See footnotes at end of table.



**Table 6. Counties—Employees, Payroll, and Establishments by Industry: 2001—Con.**

[Excludes most government employees, railroad employees, and self-employed persons. Size class 1 to 4 includes establishments with payroll, but no employees, during mid-March pay period. (D) denotes figures withheld to avoid disclosing data for individual companies; the data are included in broader industry totals. Detailed industries with 100 or more employees are shown if industry was not a (D). For explanation of terms, abbreviations, and data reliability/comparability, see introductory text]

NAICS code	Industry	Number of employees for week including March 12	Payroll (\$1,000)		Total number of establishments	Number of establishments by employment-size class									
			First quarter	Annual		1 to 4	5 to 9	10 to 19	20 to 49	50 to 99	100 to 249	250 to 499	500 to 999	1,000 or more	
<b>MCCONE</b>															
	<b>Total</b> .....	357	1 811	7 823	51	29	12	7	2	1	-	-	-	-	
21	Mining .....	(A)	(D)	(D)	1	1	-	-	-	-	-	-	-	-	
22	Utilities .....	(B)	(D)	(D)	1	-	-	-	1	-	-	-	-	-	
23	Construction .....	(B)	(D)	(D)	4	2	2	-	-	-	-	-	-	-	
31-33	Manufacturing .....	(A)	(D)	(D)	1	1	-	-	-	-	-	-	-	-	
42	Wholesale trade .....	(B)	(D)	(D)	4	1	2	1	-	-	-	-	-	-	
44-45	Retail trade .....	47	140	626	7	4	1	2	-	-	-	-	-	-	
48-49	Transportation & warehousing .....	29	134	513	5	2	1	2	-	-	-	-	-	-	
51	Information .....	(B)	(D)	(D)	2	-	1	-	-	1	-	-	-	-	
52	Finance & insurance .....	25	100	414	6	3	3	-	-	-	-	-	-	-	
54	Professional, scientific & technical services .....	(A)	(D)	(D)	1	1	-	-	-	-	-	-	-	-	
55	Management of companies & enterprises .....	(A)	(D)	(D)	1	-	-	1	-	-	-	-	-	-	
61	Educational services .....	(A)	(D)	(D)	1	-	-	1	-	-	-	-	-	-	
62	Health care and social assistance .....	(B)	(D)	(D)	3	2	-	-	1	-	-	-	-	-	
71	Arts, entertainment & recreation .....	(A)	(D)	(D)	1	1	-	-	-	-	-	-	-	-	
72	Accommodation & food services .....	(A)	(D)	(D)	3	2	1	-	-	-	-	-	-	-	
81	Other services (except public administration) .....	20	37	134	7	6	1	-	-	-	-	-	-	-	
95	Auxiliaries (exc corporate, subsidiary & regional mgt) .....	(A)	(D)	(D)	1	1	-	-	-	-	-	-	-	-	
99	Unclassified establishments .....	(A)	(D)	(D)	2	2	-	-	-	-	-	-	-	-	
<b>MADISON</b>															
	<b>Total</b> .....	1 097	5 367	24 881	288	225	39	15	7	2	-	-	-	-	
11	Forestry, fishing, hunting, and agriculture support .....	7	31	140	3	3	-	-	-	-	-	-	-	-	
21	Mining .....	(B)	(D)	(D)	2	1	-	-	1	-	-	-	-	-	
22	Utilities .....	(A)	(D)	(D)	4	3	1	-	-	-	-	-	-	-	
23	Construction .....	168	901	4 254	54	43	9	1	1	-	-	-	-	-	
233	Building, developing & general contracting .....	100	560	2 442	22	16	4	1	1	-	-	-	-	-	
2332	Residential building construction .....	100	560	2 442	22	16	4	1	1	-	-	-	-	-	
23321	Single-family housing construction .....	100	560	2 442	22	16	4	1	1	-	-	-	-	-	
233210	Single-family housing construction .....	100	560	2 442	22	16	4	1	1	-	-	-	-	-	
31-33	Manufacturing .....	110	615	2 224	11	7	2	1	-	1	-	-	-	-	
42	Wholesale trade .....	13	44	260	4	3	1	-	-	-	-	-	-	-	
44-45	Retail trade .....	144	481	2 436	40	28	8	3	1	-	-	-	-	-	
48-49	Transportation & warehousing .....	62	387	1 857	7	5	1	-	-	1	-	-	-	-	
51	Information .....	(A)	(D)	(D)	5	5	-	-	-	-	-	-	-	-	
52	Finance & insurance .....	66	432	1 842	8	5	-	1	2	-	-	-	-	-	
53	Real estate & rental & leasing .....	33	145	907	16	14	2	-	-	-	-	-	-	-	
54	Professional, scientific & technical services .....	(B)	(D)	(D)	19	16	2	1	-	-	-	-	-	-	
55	Management of companies & enterprises .....	(A)	(D)	(D)	1	1	-	-	-	-	-	-	-	-	
56	Admin, support, waste mgt, remediation services .....	8	28	122	7	7	-	-	-	-	-	-	-	-	
61	Educational services .....	(A)	(D)	(D)	2	2	-	-	-	-	-	-	-	-	
62	Health care and social assistance .....	124	554	2 320	14	7	5	-	2	-	-	-	-	-	
71	Arts, entertainment & recreation .....	(A)	(D)	(D)	9	8	1	-	-	-	-	-	-	-	
72	Accommodation & food services .....	166	341	2 669	55	43	5	7	-	-	-	-	-	-	
722	Food services & drinking places .....	122	215	1 326	30	20	4	6	-	-	-	-	-	-	
81	Other services (except public administration) .....	56	238	917	19	16	2	1	-	-	-	-	-	-	
99	Unclassified establishments .....	5	22	67	8	8	-	-	-	-	-	-	-	-	

See footnotes at end of table.

**Table 6. Counties—Employees, Payroll, and Establishments by Industry: 2001—Con.**

[Excludes most government employees, railroad employees, and self-employed persons. Size class 1 to 4 includes establishments with payroll, but no employees, during mid-March pay period. (D) denotes figures withheld to avoid disclosing data for individual companies; the data are included in broader industry totals. Detailed industries with 100 or more employees are shown if industry was not a (D). For explanation of terms, abbreviations, and data reliability/comparability, see introductory text]

NAICS code	Industry	Number of employees for week including March 12	Payroll (\$1,000)		Total number of establishments	Number of establishments by employment-size class								
			First quarter	Annual		1 to 4	5 to 9	10 to 19	20 to 49	50 to 99	100 to 249	250 to 499	500 to 999	1,000 or more
<b>MEAGHER</b>														
	<b>Total</b> .....	<b>275</b>	<b>987</b>	<b>4 482</b>	<b>65</b>	<b>47</b>	<b>12</b>	<b>4</b>	<b>1</b>	<b>1</b>	-	-	-	-
11	Forestry, fishing, hunting, and agriculture support .....	17	80	337	7	6	1	-	-	-	-	-	-	-
22	Utilities .....	(A)	(D)	(D)	2	2	-	-	-	-	-	-	-	-
23	Construction .....	(A)	(D)	(D)	7	7	-	-	-	-	-	-	-	-
44-45	Retail trade .....	57	199	861	13	6	6	1	-	-	-	-	-	-
51	Information .....	(A)	(D)	(D)	1	1	-	-	-	-	-	-	-	-
52	Finance & insurance .....	(B)	(D)	(D)	3	2	-	-	1	-	-	-	-	-
54	Professional, scientific & technical services .....	(A)	(D)	(D)	2	2	-	-	-	-	-	-	-	-
62	Health care and social assistance .....	80	336	1 544	7	5	-	1	-	1	-	-	-	-
71	Arts, entertainment & recreation .....	-	-	64	4	4	-	-	-	-	-	-	-	-
72	Accommodation & food services .....	53	88	382	14	9	4	1	-	-	-	-	-	-
81	Other services (except public administration) .....	15	52	237	4	3	-	1	-	-	-	-	-	-
99	Unclassified establishments .....	(A)	(D)	(D)	1	-	1	-	-	-	-	-	-	-
<b>MINERAL</b>														
	<b>Total</b> .....	<b>778</b>	<b>2 598</b>	<b>11 949</b>	<b>115</b>	<b>76</b>	<b>17</b>	<b>13</b>	<b>6</b>	<b>2</b>	<b>1</b>	-	-	-
11	Forestry, fishing, hunting, and agriculture support .....	13	43	205	9	9	-	-	-	-	-	-	-	-
22	Utilities .....	(A)	(D)	(D)	2	2	-	-	-	-	-	-	-	-
23	Construction .....	12	35	293	12	12	-	-	-	-	-	-	-	-
31-33	Manufacturing .....	147	758	3 159	5	2	1	-	1	-	1	-	-	-
321	Wood product mfg .....	(C)	(D)	(D)	2	1	-	-	-	-	1	-	-	-
3211	Sawmills & wood preservation .....	(C)	(D)	(D)	2	1	-	-	-	-	1	-	-	-
32111	Sawmills & wood preservation .....	(C)	(D)	(D)	2	1	-	-	-	-	1	-	-	-
44-45	Retail trade .....	197	600	3 135	22	11	4	4	2	1	-	-	-	-
48-49	Transportation & warehousing .....	(A)	(D)	(D)	4	3	-	1	-	-	-	-	-	-
52	Finance & insurance .....	(B)	(D)	(D)	4	2	1	1	-	-	-	-	-	-
53	Real estate & rental & leasing .....	(A)	(D)	(D)	2	2	-	-	-	-	-	-	-	-
54	Professional, scientific & technical services .....	(A)	(D)	(D)	2	2	-	-	-	-	-	-	-	-
56	Admin, support, waste mgt, remediation services .....	11	42	198	4	3	-	1	-	-	-	-	-	-
62	Health care and social assistance .....	157	537	2 260	15	8	5	1	-	1	-	-	-	-
621	Ambulatory health care services .....	(C)	(D)	(D)	8	4	2	1	-	1	-	-	-	-
71	Arts, entertainment & recreation .....	(A)	(D)	(D)	3	2	1	-	-	-	-	-	-	-
72	Accommodation & food services .....	178	341	1 601	21	8	5	5	3	-	-	-	-	-
722	Food services & drinking places .....	124	237	1 142	13	3	4	4	2	-	-	-	-	-
81	Other services (except public administration) .....	7	11	35	6	6	-	-	-	-	-	-	-	-
99	Unclassified establishments .....	2	6	49	4	4	-	-	-	-	-	-	-	-
<b>MISSOULA</b>														
	<b>Total</b> .....	<b>42 622</b>	<b>245 098</b>	<b>1 071 327</b>	<b>3 674</b>	<b>2 002</b>	<b>730</b>	<b>480</b>	<b>317</b>	<b>95</b>	<b>39</b>	<b>6</b>	<b>3</b>	<b>2</b>
11	Forestry, fishing, hunting, and agriculture support .....	318	2 494	10 146	47	28	12	4	2	1	-	-	-	-
113	Forestry and logging .....	(E)	(D)	(D)	36	18	11	4	2	1	-	-	-	-
1133	Logging .....	(E)	(D)	(D)	35	17	11	4	2	1	-	-	-	-
11331	Logging .....	(E)	(D)	(D)	35	17	11	4	2	1	-	-	-	-
21	Mining .....	32	96	442	5	4	-	-	1	-	-	-	-	-
22	Utilities .....	152	1 976	9 320	6	3	-	-	2	1	-	-	-	-
221	Utilities .....	152	1 976	9 320	6	3	-	-	2	1	-	-	-	-
2211	Elec pwr generation, transmsn & distribution ...	(C)	(D)	(D)	3	1	-	-	1	1	-	-	-	-
22112	Electric pwr transmsn, control & distribution ...	(C)	(D)	(D)	3	1	-	-	1	1	-	-	-	-

See footnotes at end of table.

**Table 6. Counties—Employees, Payroll, and Establishments by Industry: 2001—Con.**

[Excludes most government employees, railroad employees, and self-employed persons. Size class 1 to 4 includes establishments with payroll, but no employees, during mid-March pay period. (D) denotes figures withheld to avoid disclosing data for individual companies; the data are included in broader industry totals. Detailed industries with 100 or more employees are shown if industry was not a (D). For explanation of terms, abbreviations, and data reliability/comparability, see introductory text]

NAICS code	Industry	Number of employees for week including March 12	Payroll (\$1,000)		Total number of establishments	Number of establishments by employment-size class								
			First quarter	Annual		1 to 4	5 to 9	10 to 19	20 to 49	50 to 99	100 to 249	250 to 499	500 to 999	1,000 or more
<b>MISSOULA—Con.</b>														
<b>23</b>	<b>Construction</b>	<b>2 252</b>	<b>15 801</b>	<b>83 258</b>	<b>386</b>	<b>269</b>	<b>60</b>	<b>35</b>	<b>14</b>	<b>7</b>	<b>1</b>			
233	Building, developing & general contracting	620	3 786	17 387	131	99	14	12	4	2				
2332	Residential building construction	375	1 853	8 727	104	82	12	7	3					
23321	Single-family housing construction	361	1 723	8 189	99	78	11	7	3					
233210	Single-family housing construction	361	1 723	8 189	99	78	11	7	3					
2333	Nonresidential building construction	(C)	(D)	(D)	22	12	2	5	1	2				
23332	Commercial & institutional bldg construction	234	1 847	8 293	21	11	2	5	1	2				
233320	Commercial & institutional bldg construction	234	1 847	8 293	21	11	2	5	1	2				
234	Heavy construction	493	4 171	29 611	29	10	7	7	1	3	1			
2341	Highway, street, bridge & tunnel construction	318	2 309	18 990	20	7	3	6	1	3				
23411	Highway & street construction	318	2 309	18 990	20	7	3	6	1	3				
234110	Highway & street construction	318	2 309	18 990	20	7	3	6	1	3				
2349	Other heavy construction	175	1 862	10 621	9	3	4	1		1				
23499	All other heavy construction	152	1 778	10 163	5		4			1				
234990	All other heavy construction	152	1 778	10 163	5		4			1				
235	Special trade contractors	1 139	7 844	36 260	226	160	39	16	9	2				
2351	Plumbing, heating & AC contractor	422	3 495	15 593	43	28	5	3	5	2				
23511	Plumbing, heating & AC contractor	422	3 495	15 593	43	28	5	3	5	2				
235110	Plumbing, heating & AC contractor	422	3 495	15 593	43	28	5	3	5	2				
2353	Electrical contractors	157	1 395	5 238	26	18	4	2	2					
23531	Electrical contractors	157	1 395	5 238	26	18	4	2	2					
235310	Electrical contractors	157	1 395	5 238	26	18	4	2	2					
2354	Masonry, drywall, insulation, tile contractors	102	618	2 888	23	13	8	2						
2359	Other special trade contractors	141	778	4 040	40	31	4	5						
<b>31-33</b>	<b>Manufacturing</b>	<b>2 892</b>	<b>23 672</b>	<b>94 511</b>	<b>134</b>	<b>64</b>	<b>28</b>	<b>19</b>	<b>13</b>	<b>6</b>	<b>2</b>			
311	Food mfg	288	1 428	6 706	9	2	1		4	2				
321	Wood product mfg	990	7 367	32 091	15	6	1	3	1	2	1		1	
3212	Veneer, plywood & engineered wood product mfg	(F)	(D)	(D)	2						1		1	
32121	Veneer, plywood & engineered wood product mfg	(F)	(D)	(D)	2						1		1	
3219	Other wood product mfg	138	765	3 311	10	4	1	3	1	1				
32191	Millwork	103	618	2 653	6	2	1	1	1	1				
322	Paper mfg	(F)	(D)	(D)	1								1	
3221	Pulp, paper & paperboard mills	(F)	(D)	(D)	1								1	
32213	Paperboard mills	(F)	(D)	(D)	1								1	
323	Printing & related support activities	117	626	2 317	13	6	3	3	1					
3231	Printing & related support activities	117	626	2 317	13	6	3	3	1					
32311	Printing	(C)	(D)	(D)	9	3	2	3	1					
332	Fabricated metal product mfg	159	1 448	5 349	14	9	1	1	2	1				
3323	Architectural & structural metals mfg	131	1 310	4 441	3				2	1				
337	Furniture & related product mfg	153	998	4 656	16	7	2	5	2					
3371	HH & institutional furniture & kitchen cabinet mfg	(C)	(D)	(D)	14	6	2	5	1					
339	Miscellaneous mfg	299	2 021	8 732	22	14	4	1	1	1	1			
3391	Medical equipment & supplies mfg	(C)	(D)	(D)	17	11	4		1	1				
33911	Medical equipment & supplies mfg	(C)	(D)	(D)	17	11	4		1	1				
339114	Dental equipment & supplies mfg	114	781	3 597	5	3			1	1				
3399	Other miscellaneous mfg	(C)	(D)	(D)	5	3		1		1				
33992	Sporting & athletic goods mfg	(C)	(D)	(D)	2	1				1				
<b>42</b>	<b>Wholesale trade</b>	<b>2 263</b>	<b>15 213</b>	<b>63 429</b>	<b>189</b>	<b>85</b>	<b>48</b>	<b>32</b>	<b>15</b>	<b>7</b>	<b>2</b>			
421	Wholesale trade, durable goods	1 211	9 819	39 436	138	64	34	26	12	2				
4211	Motor vehicle, motor vehicle pt & supply whsle	310	2 368	8 950	22	8	4	5	4	1				
42111	Automobile & other motor vehicle whsle	185	1 561	5 760	8	3	1		3	1				
421110	Automobile & other motor vehicle whsle	185	1 561	5 760	8	3	1		3	1				
4214	Professional & commercial equip & supp whsle	177	1 459	6 388	28	15	5	6	2					
4217	Hardware, plumb & heating equip & sup whsle	141	1 265	4 726	15	5	5	3	2					
4218	Machinery, equipment & supplies whsle	336	3 185	12 731	32	11	11	7	2	1				
42181	Const & mining (exc petroleum) equip whsle	131	1 483	6 368	6	2		2	1	1				
421810	Const & mining (exc petroleum) equip whsle	131	1 483	6 368	6	2		2	1	1				
42183	Industrial machinery & equipment whsle	101	807	3 145	15	6	5	4						
421830	Industrial machinery & equipment whsle	101	807	3 145	15	6	5	4						
4219	Miscellaneous durable goods whsle	108	659	2 701	14	9	1	3	1					
422	Wholesale trade, nondurable goods	1 052	5 394	23 993	51	21	14	6	3	5	2			
4224	Grocery & related product whsle	253	1 596	7 632	16	6	5	1	3	1				
42249	Other grocery & related products whsle	185	1 139	5 503	9	2	3	1	2	1				
422490	Other grocery & related products whsle	185	1 139	5 503	9	2	3	1	2	1				
4227	Petroleum & petroleum products whsle	275	1 164	5 452	12	5	3	2		1	1			
42271	Petroleum bulk stations & terminals	237	938	4 620	9	5	2			1	1			
422710	Petroleum bulk stations & terminals	237	938	4 620	9	5	2			1	1			
4228	Beer, wine, distilled alcoholic beverage whsle	151	1 041	4 615	3		1			2				
42281	Beer & ale whsle	(C)	(D)	(D)	2		2			2				
4229	Miscellaneous nondurable goods whsle	247	1 065	4 090	6	2	2	1			1			
42292	Book, periodical & newspaper whsle	(C)	(D)	(D)	1						1			

See footnotes at end of table.

**Table 6. Counties—Employees, Payroll, and Establishments by Industry: 2001—Con.**

[Excludes most government employees, railroad employees, and self-employed persons. Size class 1 to 4 includes establishments with payroll, but no employees, during mid-March pay period. (D) denotes figures withheld to avoid disclosing data for individual companies; the data are included in broader industry totals. Detailed industries with 100 or more employees are shown if industry was not a (D). For explanation of terms, abbreviations, and data reliability/comparability, see introductory text]

NAICS code	Industry	Number of employees for week including March 12	Payroll (\$1,000)		Total number of establishments	Number of establishments by employment-size class								
			First quarter	Annual		1 to 4	5 to 9	10 to 19	20 to 49	50 to 99	100 to 249	250 to 499	500 to 999	1,000 or more
<b>MISSOULA—Con.</b>														
<b>44-45</b>	<b>Retail trade</b>	<b>7 785</b>	<b>33 629</b>	<b>145 611</b>	<b>563</b>	<b>231</b>	<b>146</b>	<b>92</b>	<b>62</b>	<b>19</b>	<b>12</b>	<b>1</b>	—	—
441	Motor vehicle & parts dealers	1 042	6 776	31 186	75	29	17	11	15	3	—	—	—	—
4411	Automobile dealers	495	3 446	15 483	29	13	5	2	7	2	—	—	—	—
44111	New car dealers	447	3 177	14 412	14	2	2	1	7	2	—	—	—	—
441110	New car dealers	447	3 177	14 412	14	2	2	1	7	2	—	—	—	—
4412	Other motor vehicle dealers	219	1 207	6 549	15	8	2	1	3	1	—	—	—	—
44121	Recreational vehicle dealers	(C)	(D)	(D)	4	2	—	—	1	1	—	—	—	—
4413	Automotive parts, accessories & tire stores	328	2 123	9 154	31	8	10	8	5	—	—	—	—	—
44131	Automotive parts, accessories & tire stores	190	1 011	4 805	16	4	4	4	4	—	—	—	—	—
441310	Automotive parts, accessories & tire stores	190	1 011	4 805	16	4	4	4	4	—	—	—	—	—
44132	Tire dealers	138	1 112	4 349	15	4	6	4	1	—	—	—	—	—
441320	Tire dealers	138	1 112	4 349	15	4	6	4	1	—	—	—	—	—
442	Furniture & home furnishing stores	243	1 355	5 263	32	18	3	8	3	—	—	—	—	—
4421	Furniture stores	117	698	2 701	13	6	1	5	1	—	—	—	—	—
44211	Furniture stores	117	698	2 701	13	6	1	5	1	—	—	—	—	—
442110	Furniture stores	117	698	2 701	13	6	1	5	1	—	—	—	—	—
4422	Home furnishings stores	126	657	2 562	19	12	2	3	2	—	—	—	—	—
443	Electronics & appliance stores	296	1 599	6 752	29	15	9	2	1	2	—	—	—	—
4431	Electronics & appliance stores	296	1 599	6 752	29	15	9	2	1	2	—	—	—	—
44311	Appliance, TV & all other electronics stores	223	1 236	5 334	17	9	5	1	—	2	—	—	—	—
444	Bldg material & garden equip & supp dealers	765	4 628	18 918	48	15	18	5	6	2	2	—	—	—
4441	Building material & supplies dealers	636	4 098	16 319	39	10	16	5	5	1	2	—	—	—
44411	Home centers	(C)	(D)	(D)	2	—	—	—	1	—	1	—	—	—
44413	Hardware stores	131	610	2 680	6	2	2	1	—	—	1	—	—	—
444130	Hardware stores	131	610	2 680	6	2	2	1	—	—	1	—	—	—
44419	Other building material dealers	301	2 291	8 639	25	5	11	4	4	1	—	—	—	—
444190	Other building material dealers	301	2 291	8 639	25	5	11	4	4	1	—	—	—	—
4442	Lawn & garden equip & supplies stores	129	530	2 599	9	5	2	—	1	1	—	—	—	—
44422	Nursery & garden centers	(C)	(D)	(D)	7	3	2	—	1	1	—	—	—	—
445	Food & beverage stores	1 284	4 765	19 746	52	17	8	9	9	6	3	—	—	—
4451	Grocery stores	1 175	4 359	17 437	29	3	2	8	7	6	3	—	—	—
44511	Grocery (except convenience) stores	1 149	4 302	17 210	25	2	—	7	7	6	3	—	—	—
445110	Grocery (except convenience) stores	1 149	4 302	17 210	25	2	—	7	7	6	3	—	—	—
446	Health & personal care stores	238	1 106	4 410	31	12	11	5	3	—	—	—	—	—
4461	Health & personal care stores	238	1 106	4 410	31	12	11	5	3	—	—	—	—	—
44611	Pharmacies & drug stores	103	532	2 136	10	3	4	1	2	—	—	—	—	—
446110	Pharmacies & drug stores	103	532	2 136	10	3	4	1	2	—	—	—	—	—
447	Gasoline stations	699	1 791	7 556	51	10	16	17	6	1	1	—	—	—
4471	Gasoline stations	699	1 791	7 556	51	10	16	17	6	1	1	—	—	—
44711	Gasoline stations with convenience stores	246	718	3 137	28	8	9	9	2	—	—	—	—	—
447110	Gasoline stations with convenience stores	246	718	3 137	28	8	9	9	2	—	—	—	—	—
44719	Other gasoline stations	453	1 073	4 419	23	2	7	8	4	1	1	—	—	—
447190	Other gasoline stations	453	1 073	4 419	23	2	7	8	4	1	1	—	—	—
448	Clothing & clothing accessories stores	446	1 331	5 143	76	36	25	14	1	—	—	—	—	—
4481	Clothing stores	301	789	3 201	48	22	15	10	1	—	—	—	—	—
44814	Family clothing stores	133	351	1 413	15	5	5	4	1	—	—	—	—	—
448140	Family clothing stores	133	351	1 413	15	5	5	4	1	—	—	—	—	—
451	Sporting goods, hobby, book & music stores	618	1 851	7 714	54	26	12	5	9	2	—	—	—	—
4511	Sporting goods, hobby, musical instrument stores	362	1 158	4 802	42	24	8	3	6	1	—	—	—	—
45111	Sporting goods stores	224	776	3 332	25	15	5	1	3	1	—	—	—	—
451110	Sporting goods stores	224	776	3 332	25	15	5	1	3	1	—	—	—	—
4512	Book, periodical & music stores	256	693	2 912	12	2	4	2	3	1	—	—	—	—
45121	Book stores & news dealers	159	445	1 866	7	2	2	1	1	1	—	—	—	—
451211	Book stores	159	445	1 866	7	2	2	1	1	1	—	—	—	—
452	General merchandise stores	1 349	5 652	27 254	18	3	2	1	3	3	5	1	—	—
4521	Department stores	1 093	4 193	19 530	9	1	—	—	—	3	4	1	—	—
45211	Department stores	1 093	4 193	19 530	9	1	—	—	—	3	4	1	—	—
452110	Department stores	1 093	4 193	19 530	9	1	—	—	—	3	4	1	—	—
4529	Other general merchandise stores	256	1 459	7 724	9	2	2	1	3	—	1	—	—	—
45291	Warehouse clubs & superstores	(C)	(D)	(D)	1	—	—	—	—	—	1	—	—	—
45299	All other general merchandise stores	(C)	(D)	(D)	8	2	2	1	3	—	—	—	—	—
453	Miscellaneous store retailers	484	1 390	5 540	76	40	21	10	5	—	—	—	—	—
4532	Office supplies, stationery & gift stores	154	369	1 445	21	9	6	5	1	—	—	—	—	—
45322	Gift, novelty & souvenir stores	(C)	(D)	(D)	19	8	6	5	—	—	—	—	—	—
4539	Other miscellaneous store retailers	178	621	2 540	35	20	11	3	1	—	—	—	—	—
454	Nonstore retailers	321	1 385	6 129	21	10	4	5	1	—	1	—	—	—
4543	Direct selling establishments	273	1 134	5 125	15	7	3	4	—	—	1	—	—	—
45439	Other direct selling establishments	249	1 004	4 609	11	6	1	3	—	—	1	—	—	—
454390	Other direct selling establishments	249	1 004	4 609	11	6	1	3	—	—	1	—	—	—

See footnotes at end of table.

**Table 6. Counties—Employees, Payroll, and Establishments by Industry: 2001—Con.**

[Excludes most government employees, railroad employees, and self-employed persons. Size class 1 to 4 includes establishments with payroll, but no employees, during mid-March pay period. (D) denotes figures withheld to avoid disclosing data for individual companies; the data are included in broader industry totals. Detailed industries with 100 or more employees are shown if industry was not a (D). For explanation of terms, abbreviations, and data reliability/comparability, see introductory text]

NAICS code	Industry	Number of employees for week including March 12	Payroll (\$1,000)		Total number of establishments	Number of establishments by employment-size class								
			First quarter	Annual		1 to 4	5 to 9	10 to 19	20 to 49	50 to 99	100 to 249	250 to 499	500 to 999	1,000 or more
<b>MISSOULA—Con.</b>														
<b>48-49</b>	<b>Transportation &amp; warehousing</b>	<b>2 219</b>	<b>17 257</b>	<b>74 077</b>	<b>130</b>	<b>74</b>	<b>21</b>	<b>16</b>	<b>11</b>	<b>3</b>	<b>3</b>	<b>2</b>	—	—
481	Air transportation	120	788	3 957	6	2	—	2	1	1	—	—	—	—
484	Truck transportation	1 693	14 683	62 864	86	51	13	10	6	2	2	2	—	—
4841	General freight trucking	888	7 666	34 678	42	23	8	5	3	2	—	1	—	—
48412	General freight trucking, long-distance	844	7 437	33 653	36	20	7	4	2	2	—	1	—	—
484121	General freight trucking, long-distance, TL	295	2 221	10 742	27	18	2	4	1	2	—	—	—	—
484122	General freight trucking, long-distance, LTL	549	5 216	22 911	9	2	5	—	1	—	—	1	—	—
4842	Specialized freight trucking	805	7 017	28 186	44	28	5	5	3	—	2	1	—	—
48422	Specialized freight (exc used) trucking, local	321	2 351	9 254	30	21	5	2	—	—	2	—	—	—
484220	Specialized freight (exc used) trucking, local	321	2 351	9 254	30	21	5	2	—	—	2	—	—	—
48423	Specialized freight (exc used) trucking, LDist	445	4 440	17 867	11	7	—	—	3	—	—	1	—	—
484230	Specialized freight (exc used) trucking, LDist	445	4 440	17 867	11	7	—	—	3	—	—	1	—	—
485	Transit & ground passenger transportation	214	557	2 374	11	6	2	1	1	—	1	—	—	—
4854	School & employee bus transportation	(C)	(D)	(D)	7	4	1	—	1	—	1	—	—	—
48541	School & employee bus transportation	(C)	(D)	(D)	7	4	1	—	1	—	1	—	—	—
488	Transportation support activities	137	875	3 443	16	7	4	3	2	—	—	—	—	—
<b>51</b>	<b>Information</b>	<b>1 271</b>	<b>8 876</b>	<b>41 315</b>	<b>82</b>	<b>42</b>	<b>11</b>	<b>14</b>	<b>10</b>	<b>3</b>	<b>2</b>	—	—	—
511	Publishing industries	292	1 757	7 920	20	13	3	3	—	—	1	—	—	—
5111	Newspaper, periodical, book, database publishers	272	1 645	7 373	14	8	2	3	—	—	1	—	—	—
51111	Newspaper publishers	(C)	(D)	(D)	3	1	—	1	—	—	1	—	—	—
512	Motion picture & sound recording industries	124	266	1 162	10	4	2	2	2	—	—	—	—	—
5121	Motion picture & video industries	(C)	(D)	(D)	8	2	2	2	2	—	—	—	—	—
51213	Motion picture & video exhibition	118	250	1 092	6	1	1	2	2	—	—	—	—	—
512131	Motion picture theaters (except drive-ins)	118	250	1 092	6	1	1	2	2	—	—	—	—	—
513	Broadcasting & telecommunications	730	5 868	28 264	39	17	6	8	4	3	1	—	—	—
5131	Radio & television broadcasting	(E)	(D)	(D)	11	2	2	3	2	2	—	—	—	—
51312	Television broadcasting	194	1 124	4 867	4	—	—	1	1	2	—	—	—	—
513120	Television broadcasting	194	1 124	4 867	4	—	—	1	1	2	—	—	—	—
5133	Telecommunications	401	3 873	19 413	23	13	3	4	1	1	1	—	—	—
51331	Wired telecommunications carriers	337	3 497	17 097	12	7	1	1	1	1	1	—	—	—
513310	Wired telecommunications carriers	337	3 497	17 097	12	7	1	1	1	1	1	—	—	—
514	Information & data processing services	125	985	3 969	13	8	—	1	4	—	—	—	—	—
<b>52</b>	<b>Finance &amp; insurance</b>	<b>1 607</b>	<b>14 560</b>	<b>59 022</b>	<b>204</b>	<b>129</b>	<b>36</b>	<b>19</b>	<b>15</b>	<b>4</b>	<b>1</b>	—	—	—
522	Credit intermediation & related activities	814	6 252	26 478	79	40	20	9	6	3	1	—	—	—
5221	Depository credit intermediation	679	5 028	20 785	44	14	12	9	5	3	1	—	—	—
52211	Commercial banking	488	3 938	16 548	29	9	9	5	3	2	1	—	—	—
522110	Commercial banking	488	3 938	16 548	29	9	9	5	3	2	1	—	—	—
52213	Credit unions	(C)	(D)	(D)	10	3	2	2	2	1	—	—	—	—
5222	Nondepository credit intermediation	(C)	(D)	(D)	27	21	5	—	1	—	—	—	—	—
523	Security, commodity contracts & like activity	(C)	(D)	(D)	35	24	6	4	1	—	—	—	—	—
5231	Scrtcy & comdty contracts intermed & brokerage	(C)	(D)	(D)	16	9	4	2	1	—	—	—	—	—
524	Insurance carriers & related activities	(F)	(D)	(D)	89	64	10	6	8	1	—	—	—	—
5241	Insurance carriers	(C)	(D)	(D)	16	8	3	2	3	—	—	—	—	—
52412	Other direct insurance carriers	129	1 287	5 308	11	6	1	2	2	—	—	—	—	—
524126	Direct property & casualty insurance carriers	103	1 087	4 467	8	5	1	—	2	—	—	—	—	—
5242	Agencies & other insurance related activities	443	4 040	16 544	73	56	7	4	5	1	—	—	—	—
52421	Insurance agencies & brokerages	311	3 040	12 242	64	50	6	4	4	—	—	—	—	—
524210	Insurance agencies & brokerages	311	3 040	12 242	64	50	6	4	4	—	—	—	—	—
52429	Other insurance related activities	132	1 000	4 302	9	6	1	—	1	1	—	—	—	—
<b>53</b>	<b>Real estate &amp; rental &amp; leasing</b>	<b>624</b>	<b>2 731</b>	<b>15 341</b>	<b>155</b>	<b>114</b>	<b>26</b>	<b>9</b>	<b>6</b>	—	—	—	—	—
531	Real estate	414	1 809	8 346	120	95	16	5	4	—	—	—	—	—
5311	Lessors of real estate	217	901	3 728	51	39	8	1	3	—	—	—	—	—
5312	Offices of real estate agents & brokers	117	497	2 596	41	36	2	2	1	—	—	—	—	—
53121	Offices of real estate agents & brokers	117	497	2 596	41	36	2	2	1	—	—	—	—	—
531210	Offices of real estate agents & brokers	117	497	2 596	41	36	2	2	1	—	—	—	—	—
532	Rental & leasing services	207	906	6 900	32	16	10	4	2	—	—	—	—	—
<b>54</b>	<b>Professional, scientific &amp; technical services</b>	<b>2 248</b>	<b>15 822</b>	<b>74 170</b>	<b>365</b>	<b>247</b>	<b>63</b>	<b>28</b>	<b>24</b>	<b>1</b>	<b>2</b>	—	—	—
541	Professional, scientific & technical services	2 248	15 822	74 170	365	247	63	28	24	1	2	—	—	—
5411	Legal services	477	3 681	21 941	93	66	17	5	5	—	—	—	—	—
54111	Offices of lawyers	(E)	(D)	(D)	91	65	17	4	5	—	—	—	—	—
5412	Accounting, tax prep, bookkeep, payroll services	415	2 274	8 817	54	33	10	5	5	—	1	—	—	—
54121	Accounting, tax prep, bookkeep, payroll services	415	2 274	8 817	54	33	10	5	5	—	1	—	—	—
541211	Offices of certified public accountants	217	1 700	6 764	31	16	8	3	4	—	—	—	—	—
5413	Architectural, engineering & related services	389	3 106	15 561	53	29	11	6	7	—	—	—	—	—
54133	Engineering services	285	2 393	12 147	27	11	6	3	7	—	—	—	—	—
541330	Engineering services	285	2 393	12 147	27	11	6	3	7	—	—	—	—	—
5415	Computer systems design & related services	337	2 158	9 503	29	20	4	2	1	1	1	—	—	—
54151	Computer systems design & related services	337	2 158	9 503	29	20	4	2	1	1	1	—	—	—
541512	Computer systems design services	240	1 488	6 283	9	6	1	—	—	1	1	—	—	—
5416	Management, sci & tech consulting services	246	2 148	8 397	56	45	4	5	2	—	—	—	—	—
54161	Management consulting services	132	1 440	4 974	28	21	2	4	1	—	—	—	—	—

See footnotes at end of table.

**Table 6. Counties—Employees, Payroll, and Establishments by Industry: 2001—Con.**

[Excludes most government employees, railroad employees, and self-employed persons. Size class 1 to 4 includes establishments with payroll, but no employees, during mid-March pay period. (D) denotes figures withheld to avoid disclosing data for individual companies; the data are included in broader industry totals. Detailed industries with 100 or more employees are shown if industry was not a (D). For explanation of terms, abbreviations, and data reliability/comparability, see introductory text]

NAICS code	Industry	Number of employees for week including March 12	Payroll (\$1,000)		Total number of establishments	Number of establishments by employment-size class									
			First quarter	Annual		1 to 4	5 to 9	10 to 19	20 to 49	50 to 99	100 to 249	250 to 499	500 to 999	1,000 or more	
<b>MISSOULA—Con.</b>															
<b>54</b>	<b>Professional, scientific &amp; technical services—Con.</b>														
541	Professional, scientific & technical services—Con.														
5417	Scientific R&D services	116	1 108	4 735	19	11	5	2	1	—	—	—	—	—	
5418	Advertising & related services	109	709	2 317	21	14	3	3	1	—	—	—	—	—	
5419	Oth professional, scientific, technical services	139	557	2 486	31	21	8	—	2	—	—	—	—	—	
<b>55</b>	<b>Management of companies &amp; enterprises</b>	<b>871</b>	<b>12 001</b>	<b>37 815</b>	<b>20</b>	<b>8</b>	<b>5</b>	<b>3</b>	<b>2</b>	<b>1</b>	—	—	<b>1</b>	—	
551	Management of companies & enterprises	871	12 001	37 815	20	8	5	3	2	1	—	—	1	—	
5511	Management of companies & enterprises	871	12 001	37 815	20	8	5	3	2	1	—	—	1	—	
55111	Management of companies & enterprises	871	12 001	37 815	20	8	5	3	2	1	—	—	1	—	
551114	Corp, subsidiary & regional managing offices	820	11 138	35 140	16	5	5	3	1	1	—	—	1	—	
<b>56</b>	<b>Admin, support, waste mgt, remediation services</b>	<b>2 810</b>	<b>12 399</b>	<b>53 722</b>	<b>182</b>	<b>104</b>	<b>37</b>	<b>16</b>	<b>10</b>	<b>9</b>	<b>4</b>	<b>2</b>	—	—	
561	Administrative & support services	2 696	11 469	49 809	174	101	34	15	10	8	4	2	—	—	
5611	Office administrative services	451	3 121	12 138	15	9	2	3	—	—	—	1	—	—	
56111	Office administrative services	451	3 121	12 138	15	9	2	3	—	—	—	1	—	—	
561110	Office administrative services	451	3 121	12 138	15	9	2	3	—	—	—	1	—	—	
5613	Employment services	708	2 129	10 291	15	4	3	—	4	2	1	1	—	—	
56132	Temporary help services	685	2 036	9 913	10	2	—	—	4	2	1	1	—	—	
561320	Temporary help services	685	2 036	9 913	10	2	—	—	4	2	1	1	—	—	
5614	Business support services	386	1 715	6 637	24	13	2	3	4	1	1	—	—	—	
56142	Telephone call centers	190	509	1 878	4	1	—	—	1	—	—	1	—	—	
5616	Investigation & security services	501	2 486	10 878	16	7	2	3	—	2	2	—	—	—	
56161	Investigation, guard & armored car services	290	1 231	5 223	9	6	—	1	—	—	2	—	—	—	
56162	Security systems services	211	1 255	5 655	7	1	2	2	—	2	—	—	—	—	
5617	Services to buildings & dwellings	419	1 040	5 587	70	49	13	4	2	2	—	—	—	—	
56172	Janitorial services	347	846	3 685	31	14	10	3	2	2	—	—	—	—	
561720	Janitorial services	347	846	3 685	31	14	10	3	2	2	—	—	—	—	
562	Waste management & remediation services	114	930	3 913	8	3	3	1	—	1	—	—	—	—	
<b>61</b>	<b>Educational services</b>	<b>378</b>	<b>1 275</b>	<b>5 287</b>	<b>43</b>	<b>24</b>	<b>11</b>	<b>5</b>	<b>1</b>	<b>1</b>	<b>1</b>	—	—	—	
611	Educational services	378	1 275	5 287	43	24	11	5	1	1	1	—	—	—	
6111	Elementary & secondary schools	244	783	2 930	7	—	2	2	1	1	1	—	—	—	
61111	Elementary & secondary schools	244	783	2 930	7	—	2	2	1	1	1	—	—	—	
611110	Elementary & secondary schools	244	783	2 930	7	—	2	2	1	1	1	—	—	—	
<b>62</b>	<b>Health care and social assistance</b>	<b>6 724</b>	<b>44 101</b>	<b>199 727</b>	<b>367</b>	<b>184</b>	<b>82</b>	<b>55</b>	<b>27</b>	<b>12</b>	<b>4</b>	<b>1</b>	—	<b>2</b>	
621	Ambulatory health care services	2 047	15 827	81 427	231	129	62	18	17	3	1	1	—	—	
6211	Offices of physicians	658	8 886	49 487	89	54	20	4	9	2	—	—	—	—	
62111	Offices of physicians	658	8 886	49 487	89	54	20	4	9	2	—	—	—	—	
621111	Offices of physicians (exc mental health)	640	8 788	48 851	81	47	20	3	9	2	—	—	—	—	
6212	Offices of dentists	352	2 317	11 674	55	18	29	7	1	—	—	—	—	—	
62121	Offices of dentists	352	2 317	11 674	55	18	29	7	1	—	—	—	—	—	
621210	Offices of dentists	352	2 317	11 674	55	18	29	7	1	—	—	—	—	—	
6213	Offices of other health practitioners	382	1 951	8 141	64	44	11	5	3	1	—	—	—	—	
62133	Offices of other mental health practitioners	(C)	(D)	(D)	14	7	1	2	3	1	—	—	—	—	
6214	Outpatient care centers	119	795	2 995	9	4	—	2	3	—	—	—	—	—	
62149	Other outpatient care centers	(C)	(D)	(D)	7	3	—	1	3	—	—	—	—	—	
6216	Home health care services	(E)	(D)	(D)	7	5	—	—	—	—	1	1	—	—	
62161	Home health care services	(E)	(D)	(D)	7	5	—	—	—	—	1	1	—	—	
622	Hospitals	(G)	(D)	(D)	2	—	—	—	—	—	—	—	—	2	
6221	General medical & surgical hospitals	(G)	(D)	(D)	2	—	—	—	—	—	—	—	—	2	
62211	General medical & surgical hospitals	(G)	(D)	(D)	2	—	—	—	—	—	—	—	—	2	
623	Nursing & residential care facilities	(F)	(D)	(D)	37	4	5	20	3	4	1	—	—	—	
6231	Nursing care facilities	446	1 906	7 801	4	—	—	—	—	3	1	—	—	—	
62311	Nursing care facilities	446	1 906	7 801	4	—	—	—	—	3	1	—	—	—	
623110	Nursing care facilities	446	1 906	7 801	4	—	—	—	—	3	1	—	—	—	
6232	Residential mental retardation, health facil	(C)	(D)	(D)	12	—	1	10	1	—	—	—	—	—	
62321	Residential mental retardation facilities	(C)	(D)	(D)	8	—	1	6	1	—	—	—	—	—	
6233	Community care facilities for the elderly	(C)	(D)	(D)	9	4	2	2	—	1	—	—	—	—	
62331	Community care facilities for the elderly	(C)	(D)	(D)	9	4	2	2	—	1	—	—	—	—	
6239	Other residential care facilities	167	575	2 391	12	—	2	8	2	—	—	—	—	—	
62399	Other residential care facilities	167	575	2 391	12	—	2	8	2	—	—	—	—	—	
623990	Other residential care facilities	167	575	2 391	12	—	2	8	2	—	—	—	—	—	
624	Social assistance	1 314	4 965	19 966	97	51	15	17	7	5	2	—	—	—	
6241	Individual & family services	526	1 707	6 990	28	12	3	6	3	3	1	—	—	—	
62412	Services for elderly & disabled persons	274	705	2 875	8	5	—	—	—	2	1	—	—	—	
624120	Services for elderly & disabled persons	274	705	2 875	8	5	—	—	—	2	1	—	—	—	
62419	Other individual & family services	177	709	2 901	13	4	3	3	2	1	—	—	—	—	
624190	Other individual & family services	177	709	2 901	13	4	3	3	2	1	—	—	—	—	
6243	Vocational rehabilitation services	362	2 064	7 992	7	2	—	2	1	1	—	—	—	—	
62431	Vocational rehabilitation services	362	2 064	7 992	7	2	—	2	1	1	—	—	—	—	
624310	Vocational rehabilitation services	362	2 064	7 992	7	2	—	2	1	1	—	—	—	—	
6244	Child day care services	355	902	3 787	54	33	10	9	1	1	—	—	—	—	
62441	Child day care services	355	902	3 787	54	33	10	9	1	1	—	—	—	—	
624410	Child day care services	355	902	3 787	54	33	10	9	1	1	—	—	—	—	

See footnotes at end of table.

**Table 6. Counties—Employees, Payroll, and Establishments by Industry: 2001—Con.**

[Excludes most government employees, railroad employees, and self-employed persons. Size class 1 to 4 includes establishments with payroll, but no employees, during mid-March pay period. (D) denotes figures withheld to avoid disclosing data for individual companies; the data are included in broader industry totals. Detailed industries with 100 or more employees are shown if industry was not a (D). For explanation of terms, abbreviations, and data reliability/comparability, see introductory text]

NAICS code	Industry	Number of employees for week including March 12	Payroll (\$1,000)		Total number of establishments	Number of establishments by employment-size class									
			First quarter	Annual		1 to 4	5 to 9	10 to 19	20 to 49	50 to 99	100 to 249	250 to 499	500 to 999	1,000 or more	
<b>MISSOULA—Con.</b>															
<b>71</b>	<b>Arts, entertainment &amp; recreation</b> .....	<b>1 036</b>	<b>2 584</b>	<b>14 949</b>	<b>81</b>	<b>42</b>	<b>13</b>	<b>8</b>	<b>16</b>	—	<b>2</b>	—	—	—	
711	Performing arts, spectator sports & related industries .....	128	343	4 545	13	10	2	—	—	—	1	—	—	—	
7111	Performing arts companies .....	(C)	(D)	(D)	3	1	1	—	—	—	1	—	—	—	
71111	Theater companies & dinner theaters .....	(C)	(D)	(D)	1	—	—	—	—	—	1	—	—	—	
713	Amusement, gambling & recreation industries .....	901	2 206	10 213	65	30	10	8	16	—	1	—	—	—	
7132	Gambling industries .....	(C)	(D)	(D)	18	4	4	5	5	—	—	—	—	—	
71329	Other gambling industries .....	225	692	2 881	17	4	3	5	5	—	—	—	—	—	
713290	Other gambling industries .....	225	692	2 881	17	4	3	5	5	—	—	—	—	—	
7139	Other amusement & recreation industries .....	655	1 457	7 103	45	26	4	3	11	—	1	—	—	—	
71394	Fitness & recreational sports centers .....	422	696	2 870	16	8	—	1	6	—	1	—	—	—	
713940	Fitness & recreational sports centers .....	422	696	2 870	16	8	—	1	6	—	1	—	—	—	
71395	Bowling centers .....	107	187	709	3	—	—	—	3	—	—	—	—	—	
713950	Bowling centers .....	107	187	709	3	—	—	—	3	—	—	—	—	—	
<b>72</b>	<b>Accommodation</b> .....	<b>5 123</b>	<b>11 636</b>	<b>51 175</b>	<b>320</b>	<b>89</b>	<b>61</b>	<b>76</b>	<b>74</b>	<b>17</b>	<b>3</b>	—	—	—	
721	Accommodation .....	951	2 336	10 711	56	19	8	16	10	—	3	—	—	—	
7211	Traveler accommodation .....	905	2 226	9 889	43	10	5	15	10	—	3	—	—	—	
72111	Hotels (exc casino hotels) & motels .....	881	2 186	9 646	39	7	5	14	10	—	3	—	—	—	
721110	Hotels (exc casino hotels) & motels .....	881	2 186	9 646	39	7	5	14	10	—	3	—	—	—	
722	Food services & drinking places .....	4 172	9 300	40 464	264	70	53	60	64	17	—	—	—	—	
7221	Full-service restaurants .....	1 902	4 665	19 828	100	29	18	16	25	12	—	—	—	—	
72211	Full-service restaurants .....	1 902	4 665	19 828	100	29	18	16	25	12	—	—	—	—	
722110	Full-service restaurants .....	1 902	4 665	19 828	100	29	18	16	25	12	—	—	—	—	
7222	Limited-service eating places .....	1 654	3 182	13 905	99	20	17	26	31	5	—	—	—	—	
72221	Limited-service eating places .....	1 654	3 182	13 905	99	20	17	26	31	5	—	—	—	—	
722211	Limited-service restaurants .....	1 417	2 777	12 087	72	12	10	17	28	5	—	—	—	—	
7224	Drinking places (alcoholic beverages) .....	572	1 305	5 686	57	15	18	17	7	—	—	—	—	—	
72241	Drinking places (alcoholic beverages) .....	572	1 305	5 686	57	15	18	17	7	—	—	—	—	—	
722410	Drinking places (alcoholic beverages) .....	572	1 305	5 686	57	15	18	17	7	—	—	—	—	—	
<b>81</b>	<b>Other services (except public administration)</b> .....	<b>1 965</b>	<b>8 762</b>	<b>36 886</b>	<b>353</b>	<b>222</b>	<b>69</b>	<b>47</b>	<b>12</b>	<b>3</b>	—	—	—	—	
811	Repair & maintenance .....	719	4 243	16 975	143	92	29	17	4	1	—	—	—	—	
8111	Automotive repair & maintenance .....	471	2 545	10 968	101	63	24	12	2	—	—	—	—	—	
81111	Automotive mechanical & electrical R&M .....	207	1 203	5 147	49	31	13	5	—	—	—	—	—	—	
811111	General automotive repair .....	161	945	3 991	39	26	8	5	—	—	—	—	—	—	
811112	Automotive body, paint, interior & glass repair .....	148	970	4 304	27	17	4	5	1	—	—	—	—	—	
811121	Automotive body, paint & interior R&M .....	130	847	3 747	19	10	3	5	1	—	—	—	—	—	
81119	Other automotive R&M .....	116	372	1 517	25	15	7	2	1	—	—	—	—	—	
8113	Commercial equipment (exc auto & elec) R&M .....	154	1 212	3 991	11	3	3	2	2	1	—	—	—	—	
81131	Commercial equipment (exc auto & elec) R&M .....	154	1 212	3 991	11	3	3	2	2	1	—	—	—	—	
811310	Commercial equipment (exc auto & elec) R&M .....	154	1 212	3 991	11	3	3	2	2	1	—	—	—	—	
812	Personal & laundry services .....	425	1 605	6 961	74	47	13	12	1	1	—	—	—	—	
8121	Personal care services .....	201	636	2 758	35	20	6	8	1	—	—	—	—	—	
81211	Hair, nail & skin care services .....	184	611	2 638	29	15	6	7	1	—	—	—	—	—	
812112	Beauty salons .....	175	590	2 533	25	11	6	7	1	—	—	—	—	—	
8123	Drycleaning & laundry services .....	135	558	2 296	13	5	5	2	—	1	—	—	—	—	
813	Religious, grantmaking, civic, prof & like organizations .....	821	2 914	12 950	136	83	27	18	7	1	—	—	—	—	
8131	Religious organizations .....	393	891	3 644	59	34	10	10	5	—	—	—	—	—	
81311	Religious organizations .....	393	891	3 644	59	34	10	10	5	—	—	—	—	—	
813110	Religious organizations .....	393	891	3 644	59	34	10	10	5	—	—	—	—	—	
8139	Business, labor, political, like organizations .....	158	871	3 918	29	20	5	3	1	—	—	—	—	—	
<b>95</b>	<b>Auxiliaries (exc corporate, subsidiary &amp; regional mgt)</b> .....	<b>28</b>	<b>99</b>	<b>405</b>	<b>3</b>	<b>1</b>	—	<b>2</b>	—	—	—	—	—	—	
<b>99</b>	<b>Unclassified establishments</b> .....	<b>24</b>	<b>114</b>	<b>719</b>	<b>39</b>	<b>38</b>	<b>1</b>	—	—	—	—	—	—	—	
<b>MUSSELSHELL</b>															
	<b>Total</b> .....	<b>593</b>	<b>2 475</b>	<b>10 560</b>	<b>121</b>	<b>90</b>	<b>14</b>	<b>12</b>	<b>4</b>	—	<b>1</b>	—	—	—	
11	Forestry, fishing, hunting, and agriculture support .....	7	31	108	5	5	—	—	—	—	—	—	—	—	
21	Mining .....	(B)	(D)	(D)	6	3	1	1	1	—	—	—	—	—	
22	Utilities .....	(A)	(D)	(D)	3	3	—	—	—	—	—	—	—	—	
23	Construction .....	(B)	(D)	(D)	17	14	2	1	—	—	—	—	—	—	
31-33	Manufacturing .....	(B)	(D)	(D)	4	2	—	2	—	—	—	—	—	—	
42	Wholesale trade .....	25	144	646	9	8	—	1	—	—	—	—	—	—	
44-45	Retail trade .....	119	351	1 457	17	10	3	2	2	—	—	—	—	—	
48-49	Transportation & warehousing .....	9	45	147	4	3	1	—	—	—	—	—	—	—	
51	Information .....	(A)	(D)	(D)	3	2	1	—	—	—	—	—	—	—	
52	Finance & insurance .....	24	139	627	4	2	1	1	—	—	—	—	—	—	
53	Real estate & rental & leasing .....	(A)	(D)	(D)	3	3	—	—	—	—	—	—	—	—	
54	Professional, scientific & technical services .....	16	56	245	10	10	—	—	—	—	—	—	—	—	

See footnotes at end of table.

**Table 6. Counties—Employees, Payroll, and Establishments by Industry: 2001—Con.**

[Excludes most government employees, railroad employees, and self-employed persons. Size class 1 to 4 includes establishments with payroll, but no employees, during mid-March pay period. (D) denotes figures withheld to avoid disclosing data for individual companies; the data are included in broader industry totals. Detailed industries with 100 or more employees are shown if industry was not a (D). For explanation of terms, abbreviations, and data reliability/comparability, see introductory text]

NAICS code	Industry	Number of employees for week including March 12	Payroll (\$1,000)		Total number of establishments	Number of establishments by employment-size class								
			First quarter	Annual		1 to 4	5 to 9	10 to 19	20 to 49	50 to 99	100 to 249	250 to 499	500 to 999	1,000 or more
<b>MUSSELSHELL—Con.</b>														
55	Management of companies & enterprises . . . . .	(A)	(D)	(D)	2	2	—	—	—	—	—	—	—	—
56	Admin, support, waste mgt, remediation services . . . . .	(A)	(D)	(D)	2	2	—	—	—	—	—	—	—	—
62	Health care and social assistance . . . . .	158	726	2 752	10	6	1	2	—	—	1	—	—	—
622	Hospitals . . . . .	(C)	(D)	(D)	1	—	—	—	—	—	1	—	—	—
6221	General medical & surgical hospitals . . . . .	(C)	(D)	(D)	1	—	—	—	—	—	1	—	—	—
62211	General medical & surgical hospitals . . . . .	(C)	(D)	(D)	1	—	—	—	—	—	1	—	—	—
71	Arts, entertainment & recreation . . . . .	(A)	(D)	(D)	2	1	1	—	—	—	—	—	—	—
72	Accommodation & food services . . . . .	58	89	478	10	5	3	1	1	—	—	—	—	—
81	Other services (except public administration) . . . . .	26	86	347	10	9	—	1	—	—	—	—	—	—
<b>PARK</b>														
	<b>Total . . . . .</b>	<b>4 255</b>	<b>17 862</b>	<b>82 548</b>	<b>732</b>	<b>497</b>	<b>129</b>	<b>58</b>	<b>40</b>	<b>4</b>	<b>4</b>	—	—	—
11	Forestry, fishing, hunting, and agriculture support . . . . .	14	92	355	5	4	1	—	—	—	—	—	—	—
21	Mining . . . . .	(A)	(D)	(D)	4	3	—	1	—	—	—	—	—	—
22	Utilities . . . . .	(B)	(D)	(D)	5	4	—	—	1	—	—	—	—	—
23	Construction . . . . .	359	1 853	8 593	94	66	16	10	2	—	—	—	—	—
233	Building, developing & general contracting . . . . .	116	514	2 330	34	25	6	2	1	—	—	—	—	—
2332	Residential building construction . . . . .	(C)	(D)	(D)	29	21	5	2	1	—	—	—	—	—
235	Special trade contractors . . . . .	213	1 176	5 324	55	40	7	7	1	—	—	—	—	—
31-33	Manufacturing . . . . .	409	2 185	8 595	42	32	5	—	2	2	1	—	—	—
337	Furniture & related product mfg . . . . .	(C)	(D)	(D)	5	3	1	—	—	—	1	—	—	—
3379	Other furniture related product mfg . . . . .	(C)	(D)	(D)	1	—	—	—	—	—	1	—	—	—
33791	Mattress mfg . . . . .	(C)	(D)	(D)	1	—	—	—	—	—	1	—	—	—
42	Wholesale trade . . . . .	100	611	2 857	24	15	6	2	1	—	—	—	—	—
44-45	Retail trade . . . . .	726	2 747	12 130	111	65	27	8	10	1	—	—	—	—
441	Motor vehicle & parts dealers . . . . .	131	686	3 124	15	4	7	2	2	—	—	—	—	—
445	Food & beverage stores . . . . .	183	704	3 052	12	6	2	—	3	1	—	—	—	—
4451	Grocery stores . . . . .	(C)	(D)	(D)	8	2	2	—	3	1	—	—	—	—
44511	Grocery (except convenience) stores . . . . .	166	651	2 799	7	2	1	—	3	1	—	—	—	—
445110	Grocery (except convenience) stores . . . . .	166	651	2 799	7	2	1	—	3	1	—	—	—	—
447	Gasoline stations . . . . .	110	354	1 469	15	5	7	2	1	—	—	—	—	—
4471	Gasoline stations . . . . .	110	354	1 469	15	5	7	2	1	—	—	—	—	—
48-49	Transportation & warehousing . . . . .	(B)	(D)	(D)	14	11	1	2	—	—	—	—	—	—
51	Information . . . . .	105	503	2 309	18	12	5	—	1	—	—	—	—	—
52	Finance & insurance . . . . .	185	1 052	4 303	25	14	5	2	4	—	—	—	—	—
522	Credit intermediation & related activities . . . . .	111	673	2 727	9	2	3	1	3	—	—	—	—	—
5221	Depository credit intermediation . . . . .	(C)	(D)	(D)	7	1	2	1	3	—	—	—	—	—
53	Real estate & rental & leasing . . . . .	38	127	584	26	24	2	—	—	—	—	—	—	—
54	Professional, scientific & technical services . . . . .	198	1 010	4 544	61	47	10	3	1	—	—	—	—	—
541	Professional, scientific & technical services . . . . .	198	1 010	4 544	61	47	10	3	1	—	—	—	—	—
55	Management of companies & enterprises . . . . .	5	76	802	4	4	—	—	—	—	—	—	—	—
56	Admin, support, waste mgt, remediation services . . . . .	64	317	1 369	24	19	3	2	—	—	—	—	—	—
61	Educational services . . . . .	23	81	259	6	4	1	1	—	—	—	—	—	—
62	Health care and social assistance . . . . .	635	3 285	14 410	57	34	10	7	4	1	1	—	—	—
621	Ambulatory health care services . . . . .	169	1 194	5 540	33	24	5	2	2	—	—	—	—	—
622	Hospitals . . . . .	(C)	(D)	(D)	1	—	—	—	—	—	1	—	—	—
6221	General medical & surgical hospitals . . . . .	(C)	(D)	(D)	1	—	—	—	—	—	1	—	—	—
62211	General medical & surgical hospitals . . . . .	(C)	(D)	(D)	1	—	—	—	—	—	1	—	—	—
623	Nursing & residential care facilities . . . . .	179	705	2 708	5	—	—	3	1	1	—	—	—	—
71	Arts, entertainment & recreation . . . . .	79	237	1 395	35	29	4	2	—	—	—	—	—	—
72	Accommodation & food services . . . . .	860	1 824	11 077	108	58	23	14	12	—	1	—	—	—
721	Accommodation . . . . .	347	987	6 242	41	23	8	6	3	—	1	—	—	—
7211	Traveler accommodation . . . . .	330	887	4 933	34	18	7	5	3	—	1	—	—	—
72111	Hotels (exc casino hotels) & motels . . . . .	326	881	4 912	30	14	7	5	3	—	1	—	—	—
721110	Hotels (exc casino hotels) & motels . . . . .	326	881	4 912	30	14	7	5	3	—	1	—	—	—
722	Food services & drinking places . . . . .	513	837	4 835	67	35	15	8	9	—	—	—	—	—
7221	Full-service restaurants . . . . .	201	373	2 386	27	16	4	2	5	—	—	—	—	—
72211	Full-service restaurants . . . . .	201	373	2 386	27	16	4	2	5	—	—	—	—	—
722110	Full-service restaurants . . . . .	201	373	2 386	27	16	4	2	5	—	—	—	—	—
7222	Limited-service eating places . . . . .	207	287	1 655	23	12	3	5	3	—	—	—	—	—
72221	Limited-service eating places . . . . .	207	287	1 655	23	12	3	5	3	—	—	—	—	—
722211	Limited-service restaurants . . . . .	193	275	1 570	15	5	2	5	3	—	—	—	—	—

See footnotes at end of table.



**Table 6. Counties—Employees, Payroll, and Establishments by Industry: 2001—Con.**

[Excludes most government employees, railroad employees, and self-employed persons. Size class 1 to 4 includes establishments with payroll, but no employees, during mid-March pay period. (D) denotes figures withheld to avoid disclosing data for individual companies; the data are included in broader industry totals. Detailed industries with 100 or more employees are shown if industry was not a (D). For explanation of terms, abbreviations, and data reliability/comparability, see introductory text]

NAICS code	Industry	Number of employees for week including March 12	Payroll (\$1,000)		Total number of establishments	Number of establishments by employment-size class									
			First quarter	Annual		1 to 4	5 to 9	10 to 19	20 to 49	50 to 99	100 to 249	250 to 499	500 to 999	1,000 or more	
<b>PARK—Con.</b>															
81	<b>Other services (except public administration) .....</b>	343	1 192	5 738	53	37	9	4	2	-	1	-	-	-	
813	Religious, grantmaking, civic, prof & like organizations .....	200	623	3 299	23	18	2	1	1	-	1	-	-	-	
8131	Religious organizations .....	167	535	2 906	11	8	1	-	1	-	1	-	-	-	
81311	Religious organizations .....	167	535	2 906	11	8	1	-	1	-	1	-	-	-	
813110	Religious organizations .....	167	535	2 906	11	8	1	-	1	-	1	-	-	-	
95	<b>Auxiliaries (exc corporate, subsidiary &amp; regional mgt) .....</b>	(A)	(D)	(D)	2	2	-	-	-	-	-	-	-	-	
99	<b>Unclassified establishments .....</b>	16	33	275	14	13	1	-	-	-	-	-	-	-	
<b>PETROLEUM</b>															
	<b>Total .....</b>	20	90	452	11	9	2	-	-	-	-	-	-	-	
22	Utilities .....	(A)	(D)	(D)	2	1	1	-	-	-	-	-	-	-	
23	Construction .....	(A)	(D)	(D)	1	1	-	-	-	-	-	-	-	-	
44-45	Retail trade .....	3	8	37	3	3	-	-	-	-	-	-	-	-	
48-49	Transportation & warehousing .....	(A)	(D)	(D)	2	1	1	-	-	-	-	-	-	-	
62	Health care and social assistance .....	(A)	(D)	(D)	1	1	-	-	-	-	-	-	-	-	
72	Accommodation & food services .....	(A)	(D)	(D)	2	2	-	-	-	-	-	-	-	-	
<b>PHILLIPS</b>															
	<b>Total .....</b>	837	3 354	14 102	142	92	28	13	7	2	-	-	-	-	
11	Forestry, fishing, hunting, and agriculture support .....	(A)	(D)	(D)	2	2	-	-	-	-	-	-	-	-	
21	Mining .....	(A)	(D)	(D)	2	2	-	-	-	-	-	-	-	-	
22	Utilities .....	(B)	(D)	(D)	4	2	1	1	-	-	-	-	-	-	
23	Construction .....	40	137	847	17	15	2	-	-	-	-	-	-	-	
31-33	Manufacturing .....	7	27	206	3	2	1	-	-	-	-	-	-	-	
42	Wholesale trade .....	45	305	1 230	5	2	1	1	1	-	-	-	-	-	
44-45	Retail trade .....	198	641	2 730	28	15	5	6	2	-	-	-	-	-	
48-49	Transportation & warehousing .....	23	54	237	9	7	2	-	-	-	-	-	-	-	
51	Information .....	(B)	(D)	(D)	2	-	1	1	-	-	-	-	-	-	
52	Finance & insurance .....	75	614	2 364	6	2	1	1	2	-	-	-	-	-	
53	Real estate & rental & leasing .....	4	5	34	3	3	-	-	-	-	-	-	-	-	
54	Professional, scientific & technical services .....	27	149	462	8	6	2	-	-	-	-	-	-	-	
56	Admin, support, waste mgt, remediation services .....	5	9	36	3	3	-	-	-	-	-	-	-	-	
61	Educational services .....	(A)	(D)	(D)	1	-	1	-	-	-	-	-	-	-	
62	Health care and social assistance .....	204	684	3 025	10	4	3	-	1	2	-	-	-	-	
71	Arts, entertainment & recreation .....	2	7	80	3	3	-	-	-	-	-	-	-	-	
72	Accommodation & food services .....	111	202	808	21	11	6	3	1	-	-	-	-	-	
81	Other services (except public administration) .....	38	128	511	13	11	2	-	-	-	-	-	-	-	
95	Auxiliaries (exc corporate, subsidiary & regional mgt) .....	(A)	(D)	(D)	1	1	-	-	-	-	-	-	-	-	
99	Unclassified establishments .....	(A)	(D)	(D)	1	1	-	-	-	-	-	-	-	-	
<b>PONDERA</b>															
	<b>Total .....</b>	1 371	6 548	28 640	202	125	47	22	5	1	2	-	-	-	
11	Forestry, fishing, hunting, and agriculture support .....	(A)	(D)	(D)	1	1	-	-	-	-	-	-	-	-	
21	Mining .....	(A)	(D)	(D)	2	2	-	-	-	-	-	-	-	-	
22	Utilities .....	(A)	(D)	(D)	4	3	-	1	-	-	-	-	-	-	
23	Construction .....	233	1 853	9 112	21	14	3	2	1	-	1	-	-	-	
233	Building, developing & general contracting .....	(C)	(D)	(D)	7	3	1	1	1	-	1	-	-	-	
2333	Nonresidential building construction .....	(C)	(D)	(D)	4	-	1	1	1	-	1	-	-	-	
23332	Commercial & institutional bldg construction ..	(C)	(D)	(D)	4	-	1	1	1	-	1	-	-	-	
31-33	Manufacturing .....	77	317	1 105	5	2	2	-	-	1	-	-	-	-	
42	Wholesale trade .....	107	614	2 500	18	8	7	3	-	-	-	-	-	-	
44-45	Retail trade .....	293	1 211	4 697	38	22	6	7	3	-	-	-	-	-	
48-49	Transportation & warehousing .....	7	32	166	8	8	-	-	-	-	-	-	-	-	
51	Information .....	12	51	209	4	3	1	-	-	-	-	-	-	-	
52	Finance & insurance .....	60	474	1 826	11	7	3	-	1	-	-	-	-	-	
53	Real estate & rental & leasing .....	15	56	257	6	4	2	-	-	-	-	-	-	-	
54	Professional, scientific & technical services .....	52	245	1 118	15	10	4	1	-	-	-	-	-	-	

See footnotes at end of table.

**Table 6. Counties—Employees, Payroll, and Establishments by Industry: 2001—Con.**

[Excludes most government employees, railroad employees, and self-employed persons. Size class 1 to 4 includes establishments with payroll, but no employees, during mid-March pay period. (D) denotes figures withheld to avoid disclosing data for individual companies; the data are included in broader industry totals. Detailed industries with 100 or more employees are shown if industry was not a (D). For explanation of terms, abbreviations, and data reliability/comparability, see introductory text]

NAICS code	Industry	Number of employees for week including March 12	Payroll (\$1,000)		Total number of establishments	Number of establishments by employment-size class								
			First quarter	Annual		1 to 4	5 to 9	10 to 19	20 to 49	50 to 99	100 to 249	250 to 499	500 to 999	1,000 or more
<b>PONDERA—Con.</b>														
56	Admin, support, waste mgmt, remediation services.....	(A)	(D)	(D)	3	2	—	1	—	—	—	—	—	—
61	Educational services.....	(A)	(D)	(D)	1	1	—	—	—	—	—	—	—	—
62	Health care and social assistance.....	278	1 065	4 673	20	11	6	2	—	—	1	—	—	—
622	Hospitals.....	(C)	(D)	(D)	1	—	—	—	—	—	1	—	—	—
6221	General medical & surgical hospitals.....	(C)	(D)	(D)	1	—	—	—	—	—	1	—	—	—
62211	General medical & surgical hospitals.....	(C)	(D)	(D)	1	—	—	—	—	—	1	—	—	—
71	Arts, entertainment & recreation.....	(A)	(D)	(D)	2	—	2	—	—	—	—	—	—	—
72	Accommodation & food services.....	118	207	846	20	10	6	4	—	—	—	—	—	—
722	Food services & drinking places.....	(C)	(D)	(D)	18	8	6	4	—	—	—	—	—	—
81	Other services (except public administration).....	71	143	591	21	15	5	1	—	—	—	—	—	—
99	Unclassified establishments.....	(A)	(D)	(D)	2	2	—	—	—	—	—	—	—	—
<b>POWDER RIVER</b>														
	Total.....	201	542	2 756	72	58	9	4	1	—	—	—	—	—
21	Mining.....	3	2	19	3	3	—	—	—	—	—	—	—	—
22	Utilities.....	(A)	(D)	(D)	1	1	—	—	—	—	—	—	—	—
23	Construction.....	10	25	201	9	8	1	—	—	—	—	—	—	—
31-33	Manufacturing.....	(A)	(D)	(D)	1	—	1	—	—	—	—	—	—	—
42	Wholesale trade.....	(A)	(D)	(D)	1	1	—	—	—	—	—	—	—	—
44-45	Retail trade.....	75	246	1 117	15	10	3	1	1	—	—	—	—	—
48-49	Transportation & warehousing.....	9	17	115	10	10	—	—	—	—	—	—	—	—
51	Information.....	(A)	(D)	(D)	2	2	—	—	—	—	—	—	—	—
52	Finance & insurance.....	17	79	386	3	2	—	1	—	—	—	—	—	—
53	Real estate & rental & leasing.....	(A)	(D)	(D)	1	1	—	—	—	—	—	—	—	—
54	Professional, scientific & technical services.....	15	37	138	4	3	1	—	—	—	—	—	—	—
61	Educational services.....	(A)	(D)	(D)	1	1	—	—	—	—	—	—	—	—
62	Health care and social assistance.....	(A)	(D)	(D)	2	2	—	—	—	—	—	—	—	—
71	Arts, entertainment & recreation.....	19	32	150	7	6	—	1	—	—	—	—	—	—
72	Accommodation & food services.....	32	42	318	6	2	3	1	—	—	—	—	—	—
81	Other services (except public administration).....	9	15	77	4	4	—	—	—	—	—	—	—	—
99	Unclassified establishments.....	(A)	(D)	(D)	2	2	—	—	—	—	—	—	—	—
<b>POWELL</b>														
	Total.....	1 087	4 709	21 305	157	100	31	15	8	2	1	—	—	—
11	Forestry, fishing, hunting, and agriculture support.....	42	293	1 246	9	6	2	1	—	—	—	—	—	—
22	Utilities.....	(A)	(D)	(D)	2	1	1	—	—	—	—	—	—	—
23	Construction.....	43	194	1 080	15	12	2	1	—	—	—	—	—	—
31-33	Manufacturing.....	(C)	(D)	(D)	7	5	1	—	—	—	1	—	—	—
321	Wood product mfg.....	(C)	(D)	(D)	3	2	—	—	—	—	1	—	—	—
3211	Sawmills & wood preservation.....	(C)	(D)	(D)	1	—	—	—	—	—	1	—	—	—
32111	Sawmills & wood preservation.....	(C)	(D)	(D)	1	—	—	—	—	—	1	—	—	—
42	Wholesale trade.....	(B)	(D)	(D)	4	1	2	—	1	—	—	—	—	—
44-45	Retail trade.....	133	516	2 341	17	7	6	2	2	—	—	—	—	—
48-49	Transportation & warehousing.....	22	51	280	7	5	1	1	—	—	—	—	—	—
51	Information.....	17	55	222	4	3	—	1	—	—	—	—	—	—
52	Finance & insurance.....	43	243	1 097	7	4	1	2	—	—	—	—	—	—
53	Real estate & rental & leasing.....	3	4	16	3	3	—	—	—	—	—	—	—	—
54	Professional, scientific & technical services.....	14	42	217	5	4	1	—	—	—	—	—	—	—
56	Admin, support, waste mgmt, remediation services.....	(B)	(D)	(D)	3	2	—	—	1	—	—	—	—	—
61	Educational services.....	(A)	(D)	(D)	2	2	—	—	—	—	—	—	—	—
62	Health care and social assistance.....	287	1 226	5 288	21	10	6	2	1	2	—	—	—	—
623	Nursing & residential care facilities.....	165	683	2 856	7	—	4	1	1	1	—	—	—	—
71	Arts, entertainment & recreation.....	28	56	386	6	4	1	1	—	—	—	—	—	—
72	Accommodation & food services.....	175	345	1 684	27	14	6	4	3	—	—	—	—	—
722	Food services & drinking places.....	143	287	1 391	21	10	6	2	3	—	—	—	—	—
81	Other services (except public administration).....	22	62	253	12	11	1	—	—	—	—	—	—	—
99	Unclassified establishments.....	1	1	19	6	6	—	—	—	—	—	—	—	—

See footnotes at end of table.

**Table 6. Counties—Employees, Payroll, and Establishments by Industry: 2001—Con.**

[Excludes most government employees, railroad employees, and self-employed persons. Size class 1 to 4 includes establishments with payroll, but no employees, during mid-March pay period. (D) denotes figures withheld to avoid disclosing data for individual companies; the data are included in broader industry totals. Detailed industries with 100 or more employees are shown if industry was not a (D). For explanation of terms, abbreviations, and data reliability/comparability, see introductory text]

NAICS code	Industry	Number of employees for week including March 12	Payroll (\$1,000)		Total number of establishments	Number of establishments by employment-size class								
			First quarter	Annual		1 to 4	5 to 9	10 to 19	20 to 49	50 to 99	100 to 249	250 to 499	500 to 999	1,000 or more
<b>PRAIRIE</b>														
	<b>Total</b> .....	<b>180</b>	<b>626</b>	<b>2 609</b>	<b>34</b>	<b>26</b>	<b>6</b>	<b>—</b>	<b>1</b>	<b>1</b>	<b>—</b>	<b>—</b>	<b>—</b>	<b>—</b>
22	Utilities .....	(A)	(D)	(D)	1	1	—	—	—	—	—	—	—	—
23	Construction .....	10	18	80	3	3	—	—	—	—	—	—	—	—
31-33	Manufacturing .....	(A)	(D)	(D)	1	1	—	—	—	—	—	—	—	—
42	Wholesale trade .....	39	49	182	3	1	1	—	1	—	—	—	—	—
44-45	Retail trade .....	29	70	317	5	2	3	—	—	—	—	—	—	—
48-49	Transportation & warehousing .....	(A)	(D)	(D)	1	1	—	—	—	—	—	—	—	—
51	Information .....	(A)	(D)	(D)	1	1	—	—	—	—	—	—	—	—
52	Finance & insurance .....	17	196	824	6	5	1	—	—	—	—	—	—	—
53	Real estate & rental & leasing .....	(A)	(D)	(D)	1	1	—	—	—	—	—	—	—	—
54	Professional, scientific & technical services .....	(A)	(D)	(D)	2	2	—	—	—	—	—	—	—	—
62	Health care and social assistance .....	(B)	(D)	(D)	1	—	—	—	—	1	—	—	—	—
72	Accommodation & food services .....	8	5	20	5	5	—	—	—	—	—	—	—	—
81	Other services (except public administration) .....	10	48	191	3	2	1	—	—	—	—	—	—	—
99	Unclassified establishments .....	(A)	(D)	(D)	1	1	—	—	—	—	—	—	—	—
<b>RAVALLI</b>														
	<b>Total</b> .....	<b>7 755</b>	<b>36 880</b>	<b>163 397</b>	<b>1 232</b>	<b>820</b>	<b>213</b>	<b>116</b>	<b>63</b>	<b>18</b>	<b>1</b>	<b>1</b>	<b>—</b>	<b>—</b>
11	Forestry, fishing, hunting, and agriculture support .....	83	382	1 604	26	18	5	3	—	—	—	—	—	—
21	Mining .....	(A)	(D)	(D)	2	2	—	—	—	—	—	—	—	—
22	Utilities .....	(B)	(D)	(D)	5	3	—	1	1	—	—	—	—	—
23	Construction .....	776	3 950	20 381	234	183	36	8	7	—	—	—	—	—
233	Building, developing & general contracting .....	374	1 989	9 248	96	72	16	3	5	—	—	—	—	—
2332	Residential building construction .....	(E)	(D)	(D)	84	64	13	2	5	—	—	—	—	—
23321	Single-family housing construction .....	332	1 699	8 014	83	63	13	2	5	—	—	—	—	—
233210	Single-family housing construction .....	332	1 699	8 014	83	63	13	2	5	—	—	—	—	—
235	Special trade contractors .....	311	1 369	7 043	122	99	19	4	—	—	—	—	—	—
31-33	Manufacturing .....	1 088	7 473	31 936	88	47	14	12	9	5	1	—	—	—
321	Wood product mfg .....	615	4 867	20 491	23	5	3	8	2	5	—	—	—	—
3219	Other wood product mfg .....	597	4 752	19 951	20	3	3	7	2	5	—	—	—	—
32199	All other wood product mfg .....	518	4 288	17 928	16	3	3	4	1	5	—	—	—	—
332	Fabricated metal product mfg .....	171	1 355	5 544	10	5	2	1	1	—	1	—	—	—
3323	Architectural & structural metals mfg .....	(C)	(D)	(D)	2	—	1	—	—	—	1	—	—	—
33231	Plate work & fabricated structural prod mfg .....	(C)	(D)	(D)	1	—	—	—	—	—	1	—	—	—
42	Wholesale trade .....	278	2 046	8 866	50	35	7	5	2	1	—	—	—	—
421	Wholesale trade, durable goods .....	224	1 790	7 840	40	29	4	5	1	1	—	—	—	—
4213	Lumber & other construction materials whse ...	117	1 102	5 049	21	17	1	2	—	1	—	—	—	—
42131	Lumber, plywood, millwork & wood panel whse .....	(C)	(D)	(D)	19	15	1	2	—	1	—	—	—	—
44-45	Retail trade .....	1 366	4 991	21 552	170	92	40	22	12	4	—	—	—	—
441	Motor vehicle & parts dealers .....	155	798	3 343	22	12	6	2	2	—	—	—	—	—
444	Bldg material & garden equip & supp dealers .....	189	751	3 289	26	11	7	6	2	—	—	—	—	—
4441	Building material & supplies dealers .....	147	611	2 687	22	10	6	5	1	—	—	—	—	—
445	Food & beverage stores .....	458	1 562	6 873	22	8	4	1	6	3	—	—	—	—
4451	Grocery stores .....	394	1 420	6 225	14	2	3	1	5	3	—	—	—	—
44511	Grocery (except convenience) stores .....	382	1 399	6 144	11	1	1	1	5	3	—	—	—	—
445110	Grocery (except convenience) stores .....	382	1 399	6 144	11	1	1	1	5	3	—	—	—	—
447	Gasoline stations .....	150	412	1 735	19	5	8	6	—	—	—	—	—	—
4471	Gasoline stations .....	150	412	1 735	19	5	8	6	—	—	—	—	—	—
48-49	Transportation & warehousing .....	210	841	3 871	47	34	8	2	3	—	—	—	—	—
484	Truck transportation .....	131	635	3 109	32	24	5	1	2	—	—	—	—	—
51	Information .....	121	520	2 074	20	13	2	4	1	—	—	—	—	—
52	Finance & insurance .....	385	2 483	11 050	67	44	11	8	2	2	—	—	—	—
522	Credit intermediation & related activities .....	266	1 694	7 602	23	10	3	6	2	2	—	—	—	—
5221	Depository credit intermediation .....	242	1 480	6 444	15	3	3	5	2	2	—	—	—	—
52211	Commercial banking .....	227	1 407	6 134	12	2	1	5	2	2	—	—	—	—
522110	Commercial banking .....	227	1 407	6 134	12	2	1	5	2	2	—	—	—	—
53	Real estate & rental & leasing .....	196	693	3 483	62	54	4	2	2	—	—	—	—	—
531	Real estate .....	(C)	(D)	(D)	55	48	3	2	2	—	—	—	—	—
5311	Lessors of real estate .....	104	425	2 249	18	14	1	1	2	—	—	—	—	—
54	Professional, scientific & technical services .....	298	2 178	9 513	75	58	13	3	—	1	—	—	—	—
541	Professional, scientific & technical services .....	298	2 178	9 513	75	58	13	3	—	1	—	—	—	—

See footnotes at end of table.

**Table 6. Counties—Employees, Payroll, and Establishments by Industry: 2001—Con.**

[Excludes most government employees, railroad employees, and self-employed persons. Size class 1 to 4 includes establishments with payroll, but no employees, during mid-March pay period. (D) denotes figures withheld to avoid disclosing data for individual companies; the data are included in broader industry totals. Detailed industries with 100 or more employees are shown if industry was not a (D). For explanation of terms, abbreviations, and data reliability/comparability, see introductory text]

NAICS code	Industry	Number of employees for week including March 12	Payroll (\$1,000)		Total number of establishments	Number of establishments by employment-size class									
			First quarter	Annual		1 to 4	5 to 9	10 to 19	20 to 49	50 to 99	100 to 249	250 to 499	500 to 999	1,000 or more	
<b>RAVALLI—Con.</b>															
<b>56</b>	<b>Admin, support, waste mgt, remediation services</b>	<b>266</b>	<b>1 574</b>	<b>5 885</b>	<b>51</b>	<b>38</b>	<b>7</b>	<b>2</b>	<b>4</b>	—	—	—	—	—	
561	Administrative & support services	(C)	(D)	(D)	48	37	6	2	3	—	—	—	—	—	
<b>61</b>	<b>Educational services</b>	<b>62</b>	<b>177</b>	<b>727</b>	<b>10</b>	<b>6</b>	<b>2</b>	<b>1</b>	<b>1</b>	—	—	—	—	—	
<b>62</b>	<b>Health care and social assistance</b>	<b>1 001</b>	<b>5 067</b>	<b>21 193</b>	<b>89</b>	<b>55</b>	<b>18</b>	<b>8</b>	<b>5</b>	<b>2</b>	<b>1</b>	<b>—</b>	<b>—</b>	<b>—</b>	
621	Ambulatory health care services	302	1 991	8 781	54	31	16	4	3	—	—	—	—	—	
6211	Offices of physicians	113	1 060	4 397	18	10	5	2	1	—	—	—	—	—	
62111	Offices of physicians	113	1 060	4 397	18	10	5	2	1	—	—	—	—	—	
621111	Offices of physicians (exc mental health)	113	1 060	4 397	18	10	5	2	1	—	—	—	—	—	
622	Hospitals	(E)	(D)	(D)	1	—	—	—	—	—	—	1	—	—	
6221	General medical & surgical hospitals	(E)	(D)	(D)	1	—	—	—	—	—	—	1	—	—	
62211	General medical & surgical hospitals	(E)	(D)	(D)	1	—	—	—	—	—	—	1	—	—	
623	Nursing & residential care facilities	235	831	3 480	9	3	2	1	1	2	—	—	—	—	
6231	Nursing care facilities	188	702	2 925	4	2	—	—	—	2	—	—	—	—	
62311	Nursing care facilities	188	702	2 925	4	2	—	—	—	2	—	—	—	—	
623110	Nursing care facilities	188	702	2 925	4	2	—	—	—	2	—	—	—	—	
624	Social assistance	(C)	(D)	(D)	25	21	—	3	1	—	—	—	—	—	
<b>71</b>	<b>Arts, entertainment &amp; recreation</b>	<b>223</b>	<b>652</b>	<b>3 519</b>	<b>31</b>	<b>20</b>	<b>4</b>	<b>4</b>	<b>2</b>	<b>1</b>	—	—	—	—	
713	Amusement, gambling & recreation industries	193	587	3 160	23	13	4	3	2	1	—	—	—	—	
7139	Other amusement & recreation industries	154	460	2 608	17	11	2	1	2	1	—	—	—	—	
<b>72</b>	<b>Accommodation &amp; food services</b>	<b>844</b>	<b>1 611</b>	<b>7 217</b>	<b>85</b>	<b>30</b>	<b>23</b>	<b>22</b>	<b>9</b>	<b>1</b>	—	—	—	—	
721	Accommodation	111	188	1 072	12	8	2	1	—	1	—	—	—	—	
7211	Traveler accommodation	(C)	(D)	(D)	10	6	2	1	—	1	—	—	—	—	
72111	Hotels (exc casino hotels) & motels	109	185	992	9	5	2	1	—	1	—	—	—	—	
721110	Hotels (exc casino hotels) & motels	109	185	992	9	5	2	1	—	1	—	—	—	—	
722	Food services & drinking places	733	1 423	6 145	73	22	21	21	9	—	—	—	—	—	
7221	Full-service restaurants	442	941	3 946	43	12	11	15	5	—	—	—	—	—	
72211	Full-service restaurants	442	941	3 946	43	12	11	15	5	—	—	—	—	—	
722110	Full-service restaurants	442	941	3 946	43	12	11	15	5	—	—	—	—	—	
7222	Limited-service eating places	202	317	1 414	17	6	4	4	3	—	—	—	—	—	
72221	Limited-service eating places	202	317	1 414	17	6	4	4	3	—	—	—	—	—	
722211	Limited-service restaurants	172	282	1 284	12	3	4	2	3	—	—	—	—	—	
<b>81</b>	<b>Other services (except public administration)</b>	<b>425</b>	<b>1 619</b>	<b>8 168</b>	<b>101</b>	<b>73</b>	<b>19</b>	<b>7</b>	<b>1</b>	<b>1</b>	—	—	—	—	
811	Repair & maintenance	115	574	2 535	38	30	6	2	—	—	—	—	—	—	
813	Religious, grantmaking, civic, prof & like organizations	251	844	4 746	41	25	10	4	1	1	—	—	—	—	
8131	Religious organizations	115	353	1 440	23	14	6	3	—	—	—	—	—	—	
81311	Religious organizations	115	353	1 440	23	14	6	3	—	—	—	—	—	—	
813110	Religious organizations	115	353	1 440	23	14	6	3	—	—	—	—	—	—	
<b>99</b>	<b>Unclassified establishments</b>	<b>(B)</b>	<b>(D)</b>	<b>(D)</b>	<b>19</b>	<b>15</b>	—	<b>2</b>	<b>2</b>	—	—	—	—	—	
<b>RICHLAND</b>															
	<b>Total</b>	<b>3 150</b>	<b>14 781</b>	<b>65 998</b>	<b>393</b>	<b>229</b>	<b>80</b>	<b>57</b>	<b>20</b>	<b>5</b>	<b>1</b>	<b>1</b>	—	—	
<b>11</b>	<b>Forestry, fishing, hunting, and agriculture support</b>	<b>(A)</b>	<b>(D)</b>	<b>(D)</b>	<b>2</b>	<b>2</b>	—	—	—	—	—	—	—	—	
<b>21</b>	<b>Mining</b>	<b>175</b>	<b>1 320</b>	<b>6 311</b>	<b>17</b>	<b>9</b>	<b>3</b>	<b>3</b>	<b>1</b>	<b>1</b>	—	—	—	—	
213	Mining support activities	148	972	4 682	13	7	3	1	1	1	—	—	—	—	
2131	Mining support activities	148	972	4 682	13	7	3	1	1	1	—	—	—	—	
21311	Mining support activities	148	972	4 682	13	7	3	1	1	1	—	—	—	—	
<b>22</b>	<b>Utilities</b>	<b>54</b>	<b>711</b>	<b>2 721</b>	<b>5</b>	<b>2</b>	<b>1</b>	—	<b>2</b>	—	—	—	—	—	
<b>23</b>	<b>Construction</b>	<b>188</b>	<b>920</b>	<b>5 439</b>	<b>46</b>	<b>34</b>	<b>8</b>	<b>3</b>	—	<b>1</b>	—	—	—	—	
<b>31-33</b>	<b>Manufacturing</b>	<b>375</b>	<b>1 881</b>	<b>9 152</b>	<b>10</b>	<b>3</b>	<b>2</b>	<b>1</b>	<b>2</b>	<b>1</b>	<b>1</b>	—	—	—	
311	Food mfg	(C)	(D)	(D)	2	—	1	—	—	—	1	—	—	—	
3113	Sugar & confectionery product mfg	(C)	(D)	(D)	1	—	—	—	—	—	1	—	—	—	
31131	Sugar mfg	(C)	(D)	(D)	1	—	—	—	—	—	1	—	—	—	
<b>42</b>	<b>Wholesale trade</b>	<b>252</b>	<b>1 330</b>	<b>5 251</b>	<b>21</b>	<b>8</b>	<b>4</b>	<b>6</b>	<b>3</b>	—	—	—	—	—	
422	Wholesale trade, nondurable goods	195	1 047	3 890	14	5	3	3	3	—	—	—	—	—	
<b>44-45</b>	<b>Retail trade</b>	<b>505</b>	<b>2 026</b>	<b>8 087</b>	<b>70</b>	<b>37</b>	<b>16</b>	<b>12</b>	<b>4</b>	<b>1</b>	—	—	—	—	
<b>48-49</b>	<b>Transportation &amp; warehousing</b>	<b>158</b>	<b>1 166</b>	<b>5 101</b>	<b>21</b>	<b>14</b>	<b>3</b>	<b>2</b>	<b>1</b>	<b>1</b>	—	—	—	—	
484	Truck transportation	117	909	4 350	11	7	2	—	1	1	—	—	—	—	
<b>51</b>	<b>Information</b>	<b>41</b>	<b>164</b>	<b>658</b>	<b>6</b>	<b>4</b>	<b>1</b>	—	<b>1</b>	—	—	—	—	—	
<b>52</b>	<b>Finance &amp; insurance</b>	<b>122</b>	<b>791</b>	<b>3 080</b>	<b>22</b>	<b>13</b>	<b>5</b>	<b>3</b>	<b>1</b>	—	—	—	—	—	
<b>53</b>	<b>Real estate &amp; rental &amp; leasing</b>	<b>28</b>	<b>70</b>	<b>305</b>	<b>12</b>	<b>10</b>	<b>2</b>	—	—	—	—	—	—	—	
<b>54</b>	<b>Professional, scientific &amp; technical services</b>	<b>97</b>	<b>598</b>	<b>2 993</b>	<b>31</b>	<b>24</b>	<b>4</b>	<b>3</b>	—	—	—	—	—	—	
<b>56</b>	<b>Admin, support, waste mgt, remediation services</b>	<b>34</b>	<b>181</b>	<b>761</b>	<b>11</b>	<b>9</b>	—	<b>2</b>	—	—	—	—	—	—	
<b>61</b>	<b>Educational services</b>	<b>(A)</b>	<b>(D)</b>	<b>(D)</b>	<b>1</b>	<b>1</b>	—	—	—	—	—	—	—	—	

See footnotes at end of table.

**Table 6. Counties—Employees, Payroll, and Establishments by Industry: 2001—Con.**

[Excludes most government employees, railroad employees, and self-employed persons. Size class 1 to 4 includes establishments with payroll, but no employees, during mid-March pay period. (D) denotes figures withheld to avoid disclosing data for individual companies; the data are included in broader industry totals. Detailed industries with 100 or more employees are shown if industry was not a (D). For explanation of terms, abbreviations, and data reliability/comparability, see introductory text]

NAICS code	Industry	Number of employees for week including March 12	Payroll (\$1,000)		Total number of establishments	Number of establishments by employment-size class								
			First quarter	Annual		1 to 4	5 to 9	10 to 19	20 to 49	50 to 99	100 to 249	250 to 499	500 to 999	1,000 or more
<b>RICHLAND—Con.</b>														
<b>62</b>	<b>Health care and social assistance</b> .....	<b>535</b>	<b>2 527</b>	<b>11 302</b>	<b>33</b>	<b>18</b>	<b>9</b>	<b>5</b>	—	—	—	—	<b>1</b>	—
622	Hospitals .....	(E)	(D)	(D)	1	—	—	—	—	—	—	—	1	—
6221	General medical & surgical hospitals .....	(E)	(D)	(D)	1	—	—	—	—	—	—	—	1	—
62211	General medical & surgical hospitals .....	(E)	(D)	(D)	1	—	—	—	—	—	—	—	1	—
<b>71</b>	<b>Arts, entertainment &amp; recreation</b> .....	<b>43</b>	<b>56</b>	<b>313</b>	<b>8</b>	<b>4</b>	<b>1</b>	<b>3</b>	—	—	—	—	—	—
<b>72</b>	<b>Accommodation &amp; food services</b> .....	<b>402</b>	<b>606</b>	<b>2 574</b>	<b>32</b>	<b>6</b>	<b>8</b>	<b>13</b>	<b>5</b>	—	—	—	—	—
722	Food services & drinking places .....	367	555	2 342	29	6	6	12	5	—	—	—	—	—
7221	Full-service restaurants .....	130	183	771	9	—	1	7	1	—	—	—	—	—
72211	Full-service restaurants .....	130	183	771	9	—	1	7	1	—	—	—	—	—
722110	Full-service restaurants .....	130	183	771	9	—	1	7	1	—	—	—	—	—
7222	Limited-service eating places .....	141	217	917	11	3	3	2	3	—	—	—	—	—
72221	Limited-service eating places .....	141	217	917	11	3	3	2	3	—	—	—	—	—
<b>81</b>	<b>Other services (except public administration)</b> .....	<b>137</b>	<b>410</b>	<b>1 771</b>	<b>39</b>	<b>25</b>	<b>13</b>	<b>1</b>	—	—	—	—	—	—
<b>95</b>	<b>Auxiliaries (exc corporate, subsidiary &amp; regional mgt)</b> .....	<b>(A)</b>	<b>(D)</b>	<b>(D)</b>	<b>1</b>	<b>1</b>	—	—	—	—	—	—	—	—
<b>99</b>	<b>Unclassified establishments</b> .....	—	—	<b>17</b>	<b>5</b>	<b>5</b>	—	—	—	—	—	—	—	—
<b>ROOSEVELT</b>														
	<b>Total</b> .....	<b>1 841</b>	<b>7 265</b>	<b>29 622</b>	<b>240</b>	<b>139</b>	<b>52</b>	<b>28</b>	<b>14</b>	<b>7</b>	—	—	—	—
<b>21</b>	<b>Mining</b> .....	<b>(A)</b>	<b>(D)</b>	<b>(D)</b>	<b>3</b>	<b>2</b>	<b>1</b>	—	—	—	—	—	—	—
<b>22</b>	<b>Utilities</b> .....	<b>(A)</b>	<b>(D)</b>	<b>(D)</b>	<b>3</b>	<b>2</b>	—	<b>1</b>	—	—	—	—	—	—
<b>23</b>	<b>Construction</b> .....	<b>35</b>	<b>106</b>	<b>607</b>	<b>16</b>	<b>14</b>	<b>2</b>	—	—	—	—	—	—	—
<b>31-33</b>	<b>Manufacturing</b> .....	<b>110</b>	<b>492</b>	<b>2 326</b>	<b>5</b>	<b>1</b>	<b>1</b>	<b>1</b>	<b>1</b>	<b>1</b>	—	—	—	—
<b>42</b>	<b>Wholesale trade</b> .....	<b>55</b>	<b>330</b>	<b>1 330</b>	<b>13</b>	<b>8</b>	<b>4</b>	<b>1</b>	—	—	—	—	—	—
<b>44-45</b>	<b>Retail trade</b> .....	<b>460</b>	<b>1 565</b>	<b>6 571</b>	<b>53</b>	<b>21</b>	<b>16</b>	<b>9</b>	<b>6</b>	<b>1</b>	—	—	—	—
445	Food & beverage stores .....	102	272	1 179	9	4	3	—	1	1	—	—	—	—
447	Gasoline stations .....	163	580	2 518	16	4	5	4	3	—	—	—	—	—
4471	Gasoline stations .....	163	580	2 518	16	4	5	4	3	—	—	—	—	—
<b>48-49</b>	<b>Transportation &amp; warehousing</b> .....	<b>51</b>	<b>241</b>	<b>950</b>	<b>14</b>	<b>10</b>	<b>3</b>	<b>1</b>	—	—	—	—	—	—
<b>51</b>	<b>Information</b> .....	<b>35</b>	<b>80</b>	<b>325</b>	<b>4</b>	<b>1</b>	—	<b>3</b>	—	—	—	—	—	—
<b>52</b>	<b>Finance &amp; insurance</b> .....	<b>68</b>	<b>304</b>	<b>1 250</b>	<b>13</b>	<b>9</b>	<b>1</b>	<b>3</b>	—	—	—	—	—	—
<b>53</b>	<b>Real estate &amp; rental &amp; leasing</b> .....	<b>15</b>	<b>25</b>	<b>107</b>	<b>5</b>	<b>3</b>	<b>2</b>	—	—	—	—	—	—	—
<b>54</b>	<b>Professional, scientific &amp; technical services</b> .....	<b>47</b>	<b>177</b>	<b>656</b>	<b>14</b>	<b>12</b>	<b>1</b>	—	<b>1</b>	—	—	—	—	—
<b>56</b>	<b>Admin, support, waste mgt, remediation services</b> .....	<b>63</b>	<b>119</b>	<b>625</b>	<b>11</b>	<b>7</b>	<b>1</b>	<b>2</b>	<b>1</b>	—	—	—	—	—
<b>61</b>	<b>Educational services</b> .....	<b>(B)</b>	<b>(D)</b>	<b>(D)</b>	<b>2</b>	<b>1</b>	—	—	—	<b>1</b>	—	—	—	—
<b>62</b>	<b>Health care and social assistance</b> .....	<b>387</b>	<b>2 071</b>	<b>7 617</b>	<b>14</b>	<b>3</b>	<b>5</b>	<b>2</b>	—	<b>4</b>	—	—	—	—
622	Hospitals .....	(C)	(D)	(D)	2	—	—	—	—	2	—	—	—	—
6221	General medical & surgical hospitals .....	(C)	(D)	(D)	2	—	—	—	—	2	—	—	—	—
62211	General medical & surgical hospitals .....	(C)	(D)	(D)	2	—	—	—	—	2	—	—	—	—
623	Nursing & residential care facilities .....	(C)	(D)	(D)	3	—	—	1	—	2	—	—	—	—
6231	Nursing care facilities .....	(C)	(D)	(D)	2	—	—	—	—	2	—	—	—	—
62311	Nursing care facilities .....	(C)	(D)	(D)	2	—	—	—	—	2	—	—	—	—
<b>71</b>	<b>Arts, entertainment &amp; recreation</b> .....	<b>43</b>	<b>150</b>	<b>740</b>	<b>8</b>	<b>4</b>	<b>3</b>	—	<b>1</b>	—	—	—	—	—
<b>72</b>	<b>Accommodation &amp; food services</b> .....	<b>246</b>	<b>448</b>	<b>1 917</b>	<b>30</b>	<b>16</b>	<b>8</b>	<b>2</b>	<b>4</b>	—	—	—	—	—
722	Food services & drinking places .....	188	334	1 396	25	13	8	1	3	—	—	—	—	—
<b>81</b>	<b>Other services (except public administration)</b> .....	<b>93</b>	<b>213</b>	<b>896</b>	<b>28</b>	<b>21</b>	<b>4</b>	<b>3</b>	—	—	—	—	—	—
<b>95</b>	<b>Auxiliaries (exc corporate, subsidiary &amp; regional mgt)</b> .....	<b>(A)</b>	<b>(D)</b>	<b>(D)</b>	<b>2</b>	<b>2</b>	—	—	—	—	—	—	—	—
<b>99</b>	<b>Unclassified establishments</b> .....	<b>(A)</b>	<b>(D)</b>	<b>(D)</b>	<b>2</b>	<b>2</b>	—	—	—	—	—	—	—	—
<b>ROSEBUD</b>														
	<b>Total</b> .....	<b>2 637</b>	<b>20 662</b>	<b>88 368</b>	<b>199</b>	<b>109</b>	<b>46</b>	<b>18</b>	<b>17</b>	<b>5</b>	<b>2</b>	<b>2</b>	—	—
<b>21</b>	<b>Mining</b> .....	<b>(E)</b>	<b>(D)</b>	<b>(D)</b>	<b>3</b>	—	—	—	<b>1</b>	<b>1</b>	<b>1</b>	—	—	—
212	Mining (except oil & gas) .....	(E)	(D)	(D)	3	—	—	—	1	1	1	—	—	—
2121	Coal mining .....	(E)	(D)	(D)	3	—	—	—	1	1	1	—	—	—
21211	Coal mining .....	(E)	(D)	(D)	3	—	—	—	1	1	1	—	—	—
<b>22</b>	<b>Utilities</b> .....	<b>(E)</b>	<b>(D)</b>	<b>(D)</b>	<b>5</b>	<b>2</b>	—	<b>1</b>	<b>1</b>	—	—	<b>1</b>	—	—
221	Utilities .....	(E)	(D)	(D)	5	2	—	1	1	—	—	1	—	—
2211	Elec pwr generation, transmsn & distribution ...	(E)	(D)	(D)	4	1	—	1	1	—	—	1	—	—
22112	Electric pwr transmsn, control & distribution ..	(E)	(D)	(D)	3	1	—	1	—	—	—	1	—	—
<b>23</b>	<b>Construction</b> .....	<b>(B)</b>	<b>(D)</b>	<b>(D)</b>	<b>17</b>	<b>15</b>	—	<b>2</b>	—	—	—	—	—	—
<b>31-33</b>	<b>Manufacturing</b> .....	<b>(B)</b>	<b>(D)</b>	<b>(D)</b>	<b>2</b>	<b>1</b>	—	—	<b>1</b>	—	—	—	—	—

See footnotes at end of table.

**Table 6. Counties—Employees, Payroll, and Establishments by Industry: 2001—Con.**

[Excludes most government employees, railroad employees, and self-employed persons. Size class 1 to 4 includes establishments with payroll, but no employees, during mid-March pay period. (D) denotes figures withheld to avoid disclosing data for individual companies; the data are included in broader industry totals. Detailed industries with 100 or more employees are shown if industry was not a (D). For explanation of terms, abbreviations, and data reliability/comparability, see introductory text]

NAICS code	Industry	Number of employees for week including March 12	Payroll (\$1,000)		Total number of establishments	Number of establishments by employment-size class									
			First quarter	Annual		1 to 4	5 to 9	10 to 19	20 to 49	50 to 99	100 to 249	250 to 499	500 to 999	1,000 or more	
<b>ROSEBUD—Con.</b>															
44-45	Retail trade .....	321	937	4 016	38	19	9	4	5	1	-	-	-	-	
447	Gasoline stations .....	127	282	1 202	9	2	4	-	2	1	-	-	-	-	
4471	Gasoline stations .....	127	282	1 202	9	2	4	-	2	1	-	-	-	-	
48-49	Transportation & warehousing .....	95	497	4 956	11	7	1	2	-	1	-	-	-	-	
51	Information .....	49	428	1 693	6	4	1	-	1	-	-	-	-	-	
52	Finance & insurance .....	48	353	1 341	10	8	1	1	-	-	-	-	-	-	
53	Real estate & rental & leasing .....	71	300	1 264	5	1	3	-	1	-	-	-	-	-	
54	Professional, scientific & technical services .....	52	307	1 127	9	4	4	-	1	-	-	-	-	-	
56	Admin, support, waste mgt, remediation services .....	66	687	1 868	10	4	4	1	1	-	-	-	-	-	
61	Educational services .....	(E)	(D)	(D)	3	1	-	-	-	1	-	1	-	-	
611	Educational services .....	(E)	(D)	(D)	3	1	-	-	-	1	-	1	-	-	
6111	Elementary & secondary schools .....	(E)	(D)	(D)	1	-	-	-	-	-	-	1	-	-	
61111	Elementary & secondary schools .....	(E)	(D)	(D)	1	-	-	-	-	-	-	1	-	-	
62	Health care and social assistance .....	161	592	2 552	16	11	4	-	-	1	-	-	-	-	
622	Hospitals .....	(C)	(D)	(D)	1	-	-	-	-	-	1	-	-	-	
6221	General medical & surgical hospitals .....	(C)	(D)	(D)	1	-	-	-	-	-	1	-	-	-	
62211	General medical & surgical hospitals .....	(C)	(D)	(D)	1	-	-	-	-	-	1	-	-	-	
71	Arts, entertainment & recreation .....	(B)	(D)	(D)	4	2	-	1	1	-	-	-	-	-	
72	Accommodation & food services .....	251	395	1 902	31	11	11	6	3	-	-	-	-	-	
722	Food services & drinking places .....	184	278	1 356	25	9	10	4	2	-	-	-	-	-	
81	Other services (except public administration) .....	128	417	1 670	25	16	8	-	1	-	-	-	-	-	
813	Religious, grantmaking, civic, prof & like organizations .....	107	306	1 208	17	9	7	-	1	-	-	-	-	-	
95	Auxiliaries (exc corporate, subsidiary & regional mgt) .....	(B)	(D)	(D)	2	1	-	-	-	1	-	-	-	-	
99	Unclassified establishments .....	(A)	(D)	(D)	2	2	-	-	-	-	-	-	-	-	
<b>SANDERS</b>															
	Total .....	1 893	8 321	35 732	347	251	54	26	12	2	2	-	-	-	
11	Forestry, fishing, hunting, and agriculture support .....	85	439	1 797	22	16	4	2	-	-	-	-	-	-	
21	Mining .....	(B)	(D)	(D)	3	1	1	-	1	-	-	-	-	-	
22	Utilities .....	(B)	(D)	(D)	7	5	1	1	-	-	-	-	-	-	
23	Construction .....	115	343	1 947	54	50	3	1	-	-	-	-	-	-	
31-33	Manufacturing .....	193	1 023	4 255	25	17	5	-	2	1	-	-	-	-	
321	Wood product mfg .....	111	574	2 650	9	7	-	-	1	1	-	-	-	-	
42	Wholesale trade .....	58	238	1 100	11	6	2	3	-	-	-	-	-	-	
44-45	Retail trade .....	299	954	4 110	49	28	12	5	4	-	-	-	-	-	
48-49	Transportation & warehousing .....	81	389	1 839	23	18	3	2	-	-	-	-	-	-	
51	Information .....	(B)	(D)	(D)	5	3	1	1	-	-	-	-	-	-	
52	Finance & insurance .....	79	384	1 907	8	5	1	1	1	-	-	-	-	-	
53	Real estate & rental & leasing .....	19	61	351	12	12	-	-	-	-	-	-	-	-	
54	Professional, scientific & technical services .....	42	140	570	18	16	1	1	-	-	-	-	-	-	
56	Admin, support, waste mgt, remediation services .....	81	440	1 320	10	8	-	1	-	1	-	-	-	-	
61	Educational services .....	(C)	(D)	(D)	4	3	-	-	-	-	1	-	-	-	
611	Educational services .....	(C)	(D)	(D)	4	3	-	-	-	-	1	-	-	-	
6111	Elementary & secondary schools .....	(C)	(D)	(D)	1	-	-	-	-	-	1	-	-	-	
61111	Elementary & secondary schools .....	(C)	(D)	(D)	1	-	-	-	-	-	1	-	-	-	
62	Health care and social assistance .....	306	1 562	6 524	35	21	8	3	2	-	1	-	-	-	
622	Hospitals .....	(C)	(D)	(D)	1	-	-	-	-	-	1	-	-	-	
6221	General medical & surgical hospitals .....	(C)	(D)	(D)	1	-	-	-	-	-	1	-	-	-	
62211	General medical & surgical hospitals .....	(C)	(D)	(D)	1	-	-	-	-	-	1	-	-	-	
71	Arts, entertainment & recreation .....	4	2	110	4	4	-	-	-	-	-	-	-	-	
72	Accommodation & food services .....	222	384	1 683	35	19	9	5	2	-	-	-	-	-	
722	Food services & drinking places .....	180	304	1 318	27	14	7	4	2	-	-	-	-	-	
7221	Full-service restaurants .....	107	174	868	13	7	3	1	2	-	-	-	-	-	
72211	Full-service restaurants .....	107	174	868	13	7	3	1	2	-	-	-	-	-	
722110	Full-service restaurants .....	107	174	868	13	7	3	1	2	-	-	-	-	-	
81	Other services (except public administration) .....	45	134	547	17	14	3	-	-	-	-	-	-	-	
99	Unclassified establishments .....	1	3	84	5	5	-	-	-	-	-	-	-	-	

See footnotes at end of table.

**Table 6. Counties—Employees, Payroll, and Establishments by Industry: 2001—Con.**

[Excludes most government employees, railroad employees, and self-employed persons. Size class 1 to 4 includes establishments with payroll, but no employees, during mid-March pay period. (D) denotes figures withheld to avoid disclosing data for individual companies; the data are included in broader industry totals. Detailed industries with 100 or more employees are shown if industry was not a (D). For explanation of terms, abbreviations, and data reliability/comparability, see introductory text]

NAICS code	Industry	Number of employees for week including March 12	Payroll (\$1,000)		Total number of establishments	Number of establishments by employment-size class								
			First quarter	Annual		1 to 4	5 to 9	10 to 19	20 to 49	50 to 99	100 to 249	250 to 499	500 to 999	1,000 or more
<b>SHERIDAN</b>														
	<b>Total</b> .....	<b>883</b>	<b>3 383</b>	<b>14 007</b>	<b>151</b>	<b>99</b>	<b>34</b>	<b>12</b>	<b>4</b>	<b>2</b>	—	—	—	—
11	Forestry, fishing, hunting, and agriculture support .....	(A)	(D)	(D)	1	1	—	—	—	—	—	—	—	—
21	Mining .....	(A)	(D)	(D)	7	6	1	—	—	—	—	—	—	—
22	Utilities .....	(B)	(D)	(D)	3	2	—	—	1	—	—	—	—	—
23	Construction .....	(B)	(D)	(D)	13	12	1	—	—	—	—	—	—	—
31-33	Manufacturing .....	21	94	303	7	5	2	—	—	—	—	—	—	—
42	Wholesale trade .....	51	243	889	9	6	1	2	—	—	—	—	—	—
44-45	Retail trade .....	189	581	2 544	34	21	9	3	1	—	—	—	—	—
48-49	Transportation & warehousing .....	11	66	278	4	3	1	—	—	—	—	—	—	—
51	Information .....	(A)	(D)	(D)	4	3	1	—	—	—	—	—	—	—
52	Finance & insurance .....	57	334	1 469	10	7	1	2	—	—	—	—	—	—
53	Real estate & rental & leasing .....	8	23	78	3	3	—	—	—	—	—	—	—	—
54	Professional, scientific & technical services .....	30	165	579	8	5	3	—	—	—	—	—	—	—
56	Admin, support, waste mgt, remediation services .....	10	22	94	5	4	1	—	—	—	—	—	—	—
61	Educational services .....	(A)	(D)	(D)	1	1	—	—	—	—	—	—	—	—
62	Health care and social assistance .....	256	1 094	4 368	11	3	4	1	1	2	—	—	—	—
623	Nursing & residential care facilities .....	143	495	1 854	3	—	1	—	1	1	—	—	—	—
72	Accommodation & food services .....	133	203	868	16	5	6	4	1	—	—	—	—	—
722	Food services & drinking places .....	(C)	(D)	(D)	15	5	6	3	1	—	—	—	—	—
81	Other services (except public administration) .....	(B)	(D)	(D)	13	10	3	—	—	—	—	—	—	—
99	Unclassified establishments .....	(A)	(D)	(D)	2	2	—	—	—	—	—	—	—	—
<b>SILVER BOW</b>														
	<b>Total</b> .....	<b>11 948</b>	<b>69 719</b>	<b>294 351</b>	<b>1 126</b>	<b>599</b>	<b>252</b>	<b>138</b>	<b>100</b>	<b>20</b>	<b>15</b>	<b>1</b>	<b>1</b>	—
11	Forestry, fishing, hunting, and agriculture support .....	(A)	(D)	(D)	3	3	—	—	—	—	—	—	—	—
21	Mining .....	115	1 578	5 611	6	3	—	—	3	—	—	—	—	—
22	Utilities .....	(F)	(D)	(D)	15	3	1	3	4	2	2	—	—	—
221	Utilities .....	(F)	(D)	(D)	15	3	1	3	4	2	2	—	—	—
2211	Elec pwr generation, transmsn & distribution ...	(F)	(D)	(D)	13	1	1	3	4	2	2	—	—	—
22111	Electric power generation .....	(C)	(D)	(D)	3	1	—	—	1	—	1	—	—	—
22112	Electric pwr transmsn, control & distribution ..	(E)	(D)	(D)	10	—	1	3	3	2	1	—	—	—
23	Construction .....	400	2 564	12 331	89	64	14	6	5	—	—	—	—	—
235	Special trade contractors .....	238	1 343	6 255	57	42	10	3	2	—	—	—	—	—
31-33	Manufacturing .....	416	3 934	14 051	34	16	11	3	3	—	1	—	—	—
331	Primary metal mfg .....	(C)	(D)	(D)	2	1	—	—	—	—	1	—	—	—
3314	Nonferrous (exc alum) production & processing .	(C)	(D)	(D)	1	—	—	—	—	—	1	—	—	—
33141	Nonferrous (exc aluminum) smelting & refining .....	(C)	(D)	(D)	1	—	—	—	—	—	1	—	—	—
42	Wholesale trade .....	444	2 533	10 838	49	23	14	6	5	1	—	—	—	—
421	Wholesale trade, durable goods .....	141	824	3 570	29	16	11	1	1	—	—	—	—	—
422	Wholesale trade, nondurable goods .....	303	1 709	7 268	20	7	3	5	4	1	—	—	—	—
4224	Grocery & related product whsle .....	111	665	2 899	6	3	1	—	1	1	—	—	—	—
44-45	Retail trade .....	2 262	9 329	39 672	195	86	53	31	19	4	1	1	—	—
441	Motor vehicle & parts dealers .....	373	1 890	8 512	30	10	9	6	4	1	—	—	—	—
4411	Automobile dealers .....	252	1 264	5 457	11	3	1	2	4	1	—	—	—	—
44111	New car dealers .....	222	1 161	5 095	7	1	—	1	4	1	—	—	—	—
441110	New car dealers .....	222	1 161	5 095	7	1	—	1	4	1	—	—	—	—
444	Bldg material & garden equip & supp dealers .....	154	718	3 099	16	9	1	2	4	—	—	—	—	—
4441	Building material & supplies dealers .....	154	718	3 099	16	9	1	2	4	—	—	—	—	—
445	Food & beverage stores .....	354	1 563	6 109	16	8	1	3	1	3	—	—	—	—
4451	Grocery stores .....	316	1 387	5 362	8	2	1	1	1	3	—	—	—	—
44511	Grocery (except convenience) stores .....	316	1 387	5 362	8	2	1	1	1	3	—	—	—	—
445110	Grocery (except convenience) stores .....	316	1 387	5 362	8	2	1	1	1	3	—	—	—	—
446	Health & personal care stores .....	114	512	2 035	16	9	3	2	2	—	—	—	—	—
4461	Health & personal care stores .....	114	512	2 035	16	9	3	2	2	—	—	—	—	—
447	Gasoline stations .....	288	880	3 784	23	—	11	9	3	—	—	—	—	—
4471	Gasoline stations .....	288	880	3 784	23	—	11	9	3	—	—	—	—	—
44719	Other gasoline stations .....	(C)	(D)	(D)	13	—	5	6	2	—	—	—	—	—
448	Clothing & clothing accessories stores .....	123	449	1 689	21	12	8	—	1	—	—	—	—	—
451	Sporting goods, hobby, book & music stores .....	(C)	(D)	(D)	14	5	5	3	1	—	—	—	—	—
452	General merchandise stores .....	455	1 745	8 172	4	1	—	—	1	—	1	1	—	—
4521	Department stores .....	(E)	(D)	(D)	2	—	—	—	—	—	1	1	—	—
45211	Department stores .....	(E)	(D)	(D)	2	—	—	—	—	—	1	1	—	—

See footnotes at end of table.

**Table 6. Counties—Employees, Payroll, and Establishments by Industry: 2001—Con.**

[Excludes most government employees, railroad employees, and self-employed persons. Size class 1 to 4 includes establishments with payroll, but no employees, during mid-March pay period. (D) denotes figures withheld to avoid disclosing data for individual companies; the data are included in broader industry totals. Detailed industries with 100 or more employees are shown if industry was not a (D). For explanation of terms, abbreviations, and data reliability/comparability, see introductory text]

NAICS code	Industry	Number of employees for week including March 12	Payroll (\$1,000)		Total number of establishments	Number of establishments by employment-size class									
			First quarter	Annual		1 to 4	5 to 9	10 to 19	20 to 49	50 to 99	100 to 249	250 to 499	500 to 999	1,000 or more	
<b>SILVER BOW—Con.</b>															
<b>44-45 Retail trade—Con.</b>															
453	Miscellaneous store retailers .....	140	496	1 967	27	17	6	3	1	—	—	—	—	—	
<b>48-49</b>	<b>Transportation &amp; warehousing .....</b>	<b>208</b>	<b>1 308</b>	<b>5 305</b>	<b>28</b>	<b>12</b>	<b>7</b>	<b>8</b>	<b>1</b>	—	—	—	—	—	
<b>51</b>	<b>Information .....</b>	<b>456</b>	<b>3 559</b>	<b>18 255</b>	<b>19</b>	<b>8</b>	<b>2</b>	<b>2</b>	<b>5</b>	—	<b>2</b>	—	—	—	
511	Publishing industries .....	(C)	(D)	(D)	4	2	1	—	—	—	1	—	—	—	
5111	Newspaper, periodical, book, database publishers .....	(C)	(D)	(D)	4	2	1	—	—	—	1	—	—	—	
51111	Newspaper publishers .....	(C)	(D)	(D)	2	1	—	—	—	—	1	—	—	—	
513	Broadcasting & telecommunications .....	294	2 767	14 886	12	4	1	2	4	—	1	—	—	—	
5131	Radio & television broadcasting .....	104	580	2 149	4	—	—	2	2	—	—	—	—	—	
5133	Telecommunications .....	(C)	(D)	(D)	6	3	1	—	1	—	1	—	—	—	
51331	Wired telecommunications carriers .....	(C)	(D)	(D)	4	2	—	1	—	1	—	—	—	—	
<b>52</b>	<b>Finance &amp; insurance .....</b>	<b>282</b>	<b>2 565</b>	<b>9 634</b>	<b>57</b>	<b>37</b>	<b>6</b>	<b>13</b>	<b>1</b>	—	—	—	—	—	
522	Credit intermediation & related activities .....	178	1 183	4 788	27	13	5	8	1	—	—	—	—	—	
5221	Depository credit intermediation .....	160	1 078	4 289	19	6	4	8	1	—	—	—	—	—	
<b>53</b>	<b>Real estate &amp; rental &amp; leasing .....</b>	<b>116</b>	<b>569</b>	<b>2 366</b>	<b>43</b>	<b>35</b>	<b>6</b>	<b>2</b>	—	—	—	—	—	—	
<b>54</b>	<b>Professional, scientific &amp; technical services .....</b>	<b>988</b>	<b>7 434</b>	<b>32 366</b>	<b>95</b>	<b>58</b>	<b>24</b>	<b>2</b>	<b>8</b>	<b>1</b>	<b>2</b>	—	—	—	
541	Professional, scientific & technical services .....	988	7 434	32 366	95	58	24	2	8	1	2	—	—	—	
5411	Legal services .....	108	827	5 133	26	19	5	—	2	—	—	—	—	—	
54111	Offices of lawyers .....	(C)	(D)	(D)	25	18	5	—	2	—	—	—	—	—	
5413	Architectural, engineering & related services .....	193	1 441	6 165	26	17	6	1	1	1	—	—	—	—	
54133	Engineering services .....	171	1 375	5 722	17	9	5	1	1	1	—	—	—	—	
541330	Engineering services .....	171	1 375	5 722	17	9	5	1	1	1	—	—	—	—	
5417	Scientific R&D services .....	(E)	(D)	(D)	5	2	1	—	1	—	1	—	—	—	
54171	R&D in physical, engineering & life sciences .....	(C)	(D)	(D)	4	2	—	—	1	—	1	—	—	—	
5418	Advertising & related services .....	(C)	(D)	(D)	4	3	—	—	—	—	1	—	—	—	
54182	Public relations agencies .....	(C)	(D)	(D)	2	1	—	—	—	—	1	—	—	—	
<b>55</b>	<b>Management of companies &amp; enterprises .....</b>	<b>(C)</b>	<b>(D)</b>	<b>(D)</b>	<b>4</b>	<b>2</b>	<b>1</b>	—	—	—	<b>1</b>	—	—	—	
551	Management of companies & enterprises .....	(C)	(D)	(D)	4	2	1	—	—	—	1	—	—	—	
5511	Management of companies & enterprises .....	(C)	(D)	(D)	4	2	1	—	—	—	1	—	—	—	
55111	Management of companies & enterprises .....	(C)	(D)	(D)	4	2	1	—	—	—	1	—	—	—	
<b>56</b>	<b>Admin, support, waste mgt, remediation services .....</b>	<b>575</b>	<b>2 138</b>	<b>9 360</b>	<b>54</b>	<b>32</b>	<b>11</b>	<b>6</b>	<b>2</b>	<b>2</b>	<b>1</b>	—	—	—	
561	Administrative & support services .....	510	1 859	8 146	47	27	11	5	1	2	1	—	—	—	
5614	Business support services .....	253	578	2 058	8	2	3	1	—	1	1	—	—	—	
56142	Telephone call centers .....	(C)	(D)	(D)	3	—	1	—	—	1	1	—	—	—	
<b>61</b>	<b>Educational services .....</b>	<b>162</b>	<b>438</b>	<b>1 676</b>	<b>8</b>	<b>3</b>	<b>2</b>	<b>1</b>	<b>1</b>	—	<b>1</b>	—	—	—	
611	Educational services .....	162	438	1 676	8	3	2	1	1	—	1	—	—	—	
6111	Elementary & secondary schools .....	(C)	(D)	(D)	2	—	1	—	—	—	1	—	—	—	
61111	Elementary & secondary schools .....	(C)	(D)	(D)	2	—	1	—	—	—	1	—	—	—	
<b>62</b>	<b>Health care and social assistance .....</b>	<b>2 479</b>	<b>13 555</b>	<b>59 902</b>	<b>156</b>	<b>78</b>	<b>37</b>	<b>17</b>	<b>14</b>	<b>5</b>	<b>4</b>	—	<b>1</b>	—	
621	Ambulatory health care services .....	765	4 483	22 901	96	52	29	7	6	1	1	—	—	—	
6211	Offices of physicians .....	317	2 611	13 929	39	24	10	2	2	—	1	—	—	—	
62111	Offices of physicians .....	317	2 611	13 929	39	24	10	2	2	—	1	—	—	—	
621111	Offices of physicians (exc mental health) .....	317	2 611	13 929	39	24	10	2	2	—	1	—	—	—	
6213	Offices of other health practitioners .....	177	741	3 280	25	13	8	2	2	—	—	—	—	—	
62133	Offices of other mental health practitioners .....	(C)	(D)	(D)	5	—	2	1	2	—	—	—	—	—	
6216	Home health care services .....	(C)	(D)	(D)	4	1	—	2	—	1	—	—	—	—	
62161	Home health care services .....	(C)	(D)	(D)	4	1	—	2	—	1	—	—	—	—	
622	Hospitals .....	(F)	(D)	(D)	3	—	—	1	—	—	1	—	1	—	
6221	General medical & surgical hospitals .....	(F)	(D)	(D)	1	—	—	—	—	—	—	—	1	—	
62211	General medical & surgical hospitals .....	(F)	(D)	(D)	1	—	—	—	—	—	—	—	1	—	
6222	Psychiatric & substance abuse hospitals .....	(C)	(D)	(D)	2	—	—	1	—	—	1	—	—	—	
62221	Psychiatric & substance abuse hospitals .....	(C)	(D)	(D)	2	—	—	1	—	—	1	—	—	—	
623	Nursing & residential care facilities .....	(F)	(D)	(D)	17	3	3	5	2	3	1	—	—	—	
6231	Nursing care facilities .....	331	1 269	5 326	4	—	—	—	1	2	1	—	—	—	
62311	Nursing care facilities .....	331	1 269	5 326	4	—	—	—	1	2	1	—	—	—	
623110	Nursing care facilities .....	331	1 269	5 326	4	—	—	—	1	2	1	—	—	—	
6233	Community care facilities for the elderly .....	101	341	1 486	4	1	1	—	1	1	—	—	—	—	
62331	Community care facilities for the elderly .....	101	341	1 486	4	1	1	—	1	1	—	—	—	—	
624	Social assistance .....	474	2 140	8 585	40	23	5	4	6	1	1	—	—	—	
6241	Individual & family services .....	288	1 510	6 031	13	3	3	2	4	—	1	—	—	—	
62419	Other individual & family services .....	212	1 216	4 726	6	1	1	—	3	—	—	—	—	—	
624190	Other individual & family services .....	212	1 216	4 726	6	1	1	—	3	—	1	—	—	—	
6244	Child day care services .....	118	309	1 127	18	14	1	2	—	1	—	—	—	—	
62441	Child day care services .....	118	309	1 127	18	14	1	2	—	1	—	—	—	—	
624410	Child day care services .....	118	309	1 127	18	14	1	2	—	1	—	—	—	—	
<b>71</b>	<b>Arts, entertainment &amp; recreation .....</b>	<b>343</b>	<b>841</b>	<b>3 476</b>	<b>34</b>	<b>15</b>	<b>8</b>	<b>6</b>	<b>4</b>	<b>1</b>	—	—	—	—	
713	Amusement, gambling & recreation industries .....	308	750	3 081	27	11	6	5	4	1	—	—	—	—	
7132	Gambling industries .....	(C)	(D)	(D)	15	3	6	5	1	—	—	—	—	—	
71329	Other gambling industries .....	143	380	1 429	14	2	6	5	1	—	—	—	—	—	
713290	Other gambling industries .....	143	380	1 429	14	2	6	5	1	—	—	—	—	—	
7139	Other amusement & recreation industries .....	(C)	(D)	(D)	11	8	—	—	2	1	—	—	—	—	

See footnotes at end of table.



**Table 6. Counties—Employees, Payroll, and Establishments by Industry: 2001—Con.**

[Excludes most government employees, railroad employees, and self-employed persons. Size class 1 to 4 includes establishments with payroll, but no employees, during mid-March pay period. (D) denotes figures withheld to avoid disclosing data for individual companies; the data are included in broader industry totals. Detailed industries with 100 or more employees are shown if industry was not a (D). For explanation of terms, abbreviations, and data reliability/comparability, see introductory text]

NAICS code	Industry	Number of employees for week including March 12	Payroll (\$1,000)		Total number of establishments	Number of establishments by employment-size class								
			First quarter	Annual		1 to 4	5 to 9	10 to 19	20 to 49	50 to 99	100 to 249	250 to 499	500 to 999	1,000 or more
<b>SILVER BOW—Con.</b>														
<b>72</b>	<b>Accommodation &amp; food services .....</b>	<b>1 476</b>	<b>3 262</b>	<b>13 446</b>	<b>123</b>	<b>50</b>	<b>24</b>	<b>20</b>	<b>25</b>	<b>4</b>	—	—	—	—
721	Accommodation .....	305	842	3 549	17	6	1	5	3	2	—	—	—	—
7211	Traveler accommodation .....	293	810	3 398	14	4	—	5	3	2	—	—	—	—
72111	Hotels (exc casino hotels) & motels .....	293	810	3 398	14	4	—	5	3	2	—	—	—	—
721110	Hotels (exc casino hotels) & motels .....	293	810	3 398	14	4	—	5	3	2	—	—	—	—
722	Food services & drinking places .....	1 171	2 420	9 897	106	44	23	15	22	2	—	—	—	—
7221	Full-service restaurants .....	606	1 350	5 711	43	13	10	6	12	2	—	—	—	—
72211	Full-service restaurants .....	606	1 350	5 711	43	13	10	6	12	2	—	—	—	—
722110	Full-service restaurants .....	606	1 350	5 711	43	13	10	6	12	2	—	—	—	—
7222	Limited-service eating places .....	417	821	3 228	27	7	3	8	9	—	—	—	—	—
72221	Limited-service eating places .....	417	821	3 228	27	7	3	8	9	—	—	—	—	—
722211	Limited-service restaurants .....	417	821	3 228	27	7	3	8	9	—	—	—	—	—
7224	Drinking places (alcoholic beverages) .....	(C)	(D)	(D)	32	21	10	1	—	—	—	—	—	—
72241	Drinking places (alcoholic beverages) .....	(C)	(D)	(D)	32	21	10	1	—	—	—	—	—	—
<b>81</b>	<b>Other services (except public administration) .....</b>	<b>453</b>	<b>1 797</b>	<b>7 546</b>	<b>107</b>	<b>65</b>	<b>30</b>	<b>12</b>	—	—	—	—	—	—
811	Repair & maintenance .....	181	838	3 582	38	22	9	7	—	—	—	—	—	—
8111	Automotive repair & maintenance .....	153	687	3 046	28	14	7	7	—	—	—	—	—	—
813	Religious, grantmaking, civic, prof & like organizations .....	183	635	2 559	44	27	13	4	—	—	—	—	—	—
<b>99</b>	<b>Unclassified establishments .....</b>	<b>17</b>	<b>78</b>	<b>204</b>	<b>7</b>	<b>6</b>	<b>1</b>	—	—	—	—	—	—	—
<b>STILLWATER</b>														
	<b>Total .....</b>	<b>2 792</b>	<b>26 134</b>	<b>113 204</b>	<b>228</b>	<b>156</b>	<b>42</b>	<b>15</b>	<b>9</b>	<b>4</b>	<b>1</b>	—	—	<b>1</b>
<b>11</b>	<b>Forestry, fishing, hunting, and agriculture support .....</b>	<b>(A)</b>	<b>(D)</b>	<b>(D)</b>	<b>1</b>	<b>1</b>	—	—	—	—	—	—	—	—
<b>21</b>	<b>Mining .....</b>	<b>(G)</b>	<b>(D)</b>	<b>(D)</b>	<b>2</b>	<b>1</b>	—	—	—	—	—	—	—	<b>1</b>
212	Mining (except oil & gas) .....	(G)	(D)	(D)	2	1	—	—	—	—	—	—	—	1
2122	Metal ore mining .....	(G)	(D)	(D)	1	—	—	—	—	—	—	—	—	1
21229	Other metal ore mining .....	(G)	(D)	(D)	1	—	—	—	—	—	—	—	—	1
<b>22</b>	<b>Utilities .....</b>	<b>(A)</b>	<b>(D)</b>	<b>(D)</b>	<b>5</b>	<b>4</b>	<b>1</b>	—	—	—	—	—	—	—
<b>23</b>	<b>Construction .....</b>	<b>(B)</b>	<b>(D)</b>	<b>(D)</b>	<b>34</b>	<b>29</b>	<b>5</b>	—	—	—	—	—	—	—
<b>31-33</b>	<b>Manufacturing .....</b>	<b>314</b>	<b>1 896</b>	<b>7 575</b>	<b>12</b>	<b>5</b>	<b>4</b>	—	<b>1</b>	<b>1</b>	<b>1</b>	—	—	—
339	Miscellaneous mfg .....	(C)	(D)	(D)	1	—	—	—	—	—	1	—	—	—
3399	Other miscellaneous mfg .....	(C)	(D)	(D)	1	—	—	—	—	—	1	—	—	—
33991	Jewelry & silverware mfg .....	(C)	(D)	(D)	1	—	—	—	—	—	1	—	—	—
<b>42</b>	<b>Wholesale trade .....</b>	<b>(B)</b>	<b>(D)</b>	<b>(D)</b>	<b>8</b>	<b>5</b>	<b>3</b>	—	—	—	—	—	—	—
<b>44-45</b>	<b>Retail trade .....</b>	<b>300</b>	<b>968</b>	<b>3 875</b>	<b>46</b>	<b>27</b>	<b>11</b>	<b>4</b>	<b>3</b>	<b>1</b>	—	—	—	—
445	Food & beverage stores .....	101	348	1 144	8	5	—	1	1	1	—	—	—	—
<b>48-49</b>	<b>Transportation &amp; warehousing .....</b>	<b>(A)</b>	<b>(D)</b>	<b>(D)</b>	<b>9</b>	<b>8</b>	<b>1</b>	—	—	—	—	—	—	—
<b>51</b>	<b>Information .....</b>	<b>(A)</b>	<b>(D)</b>	<b>(D)</b>	<b>2</b>	<b>2</b>	—	—	—	—	—	—	—	—
<b>52</b>	<b>Finance &amp; insurance .....</b>	<b>54</b>	<b>373</b>	<b>1 808</b>	<b>8</b>	<b>4</b>	<b>1</b>	<b>3</b>	—	—	—	—	—	—
<b>53</b>	<b>Real estate &amp; rental &amp; leasing .....</b>	<b>(A)</b>	<b>(D)</b>	<b>(D)</b>	<b>5</b>	<b>5</b>	—	—	—	—	—	—	—	—
<b>54</b>	<b>Professional, scientific &amp; technical services .....</b>	<b>(B)</b>	<b>(D)</b>	<b>(D)</b>	<b>18</b>	<b>16</b>	<b>2</b>	—	—	—	—	—	—	—
<b>56</b>	<b>Admin, support, waste mgt, remediation services .....</b>	<b>(A)</b>	<b>(D)</b>	<b>(D)</b>	<b>7</b>	<b>7</b>	—	—	—	—	—	—	—	—
<b>61</b>	<b>Educational services .....</b>	<b>(A)</b>	<b>(D)</b>	<b>(D)</b>	<b>1</b>	—	<b>1</b>	—	—	—	—	—	—	—
<b>62</b>	<b>Health care and social assistance .....</b>	<b>205</b>	<b>895</b>	<b>3 576</b>	<b>17</b>	<b>10</b>	<b>4</b>	—	<b>1</b>	<b>2</b>	—	—	—	—
<b>71</b>	<b>Arts, entertainment &amp; recreation .....</b>	<b>(A)</b>	<b>(D)</b>	<b>(D)</b>	<b>5</b>	<b>4</b>	<b>1</b>	—	—	—	—	—	—	—
<b>72</b>	<b>Accommodation &amp; food services .....</b>	<b>226</b>	<b>446</b>	<b>2 077</b>	<b>23</b>	<b>9</b>	<b>3</b>	<b>7</b>	<b>4</b>	—	—	—	—	—
722	Food services & drinking places .....	(C)	(D)	(D)	21	8	3	6	4	—	—	—	—	—
7221	Full-service restaurants .....	106	192	884	8	3	—	2	3	—	—	—	—	—
72211	Full-service restaurants .....	106	192	884	8	3	—	2	3	—	—	—	—	—
722110	Full-service restaurants .....	106	192	884	8	3	—	2	3	—	—	—	—	—
<b>81</b>	<b>Other services (except public administration) .....</b>	<b>(B)</b>	<b>(D)</b>	<b>(D)</b>	<b>19</b>	<b>14</b>	<b>4</b>	<b>1</b>	—	—	—	—	—	—
<b>99</b>	<b>Unclassified establishments .....</b>	<b>(A)</b>	<b>(D)</b>	<b>(D)</b>	<b>6</b>	<b>5</b>	<b>1</b>	—	—	—	—	—	—	—

See footnotes at end of table.

**Table 6. Counties—Employees, Payroll, and Establishments by Industry: 2001—Con.**

[Excludes most government employees, railroad employees, and self-employed persons. Size class 1 to 4 includes establishments with payroll, but no employees, during mid-March pay period. (D) denotes figures withheld to avoid disclosing data for individual companies; the data are included in broader industry totals. Detailed industries with 100 or more employees are shown if industry was not a (D). For explanation of terms, abbreviations, and data reliability/comparability, see introductory text]

NAICS code	Industry	Number of employees for week including March 12	Payroll (\$1,000)		Total number of establishments	Number of establishments by employment-size class									
			First quarter	Annual		1 to 4	5 to 9	10 to 19	20 to 49	50 to 99	100 to 249	250 to 499	500 to 999	1,000 or more	
<b>SWEET GRASS</b>															
	<b>Total .....</b>	<b>615</b>	<b>2 707</b>	<b>12 131</b>	<b>143</b>	<b>98</b>	<b>26</b>	<b>15</b>	<b>4</b>	<b>-</b>	<b>-</b>	<b>-</b>	<b>-</b>	<b>-</b>	
11	Forestry, fishing, hunting, and agriculture support .....	(A)	(D)	(D)	2	1	1	-	-	-	-	-	-	-	
22	Utilities .....	(A)	(D)	(D)	1	1	-	-	-	-	-	-	-	-	
23	Construction .....	86	498	2 493	28	21	3	4	-	-	-	-	-	-	
31-33	Manufacturing .....	63	307	1 363	11	6	3	1	1	-	-	-	-	-	
42	Wholesale trade .....	34	186	743	5	3	-	2	-	-	-	-	-	-	
44-45	Retail trade .....	188	750	3 243	26	13	7	4	2	-	-	-	-	-	
48-49	Transportation & warehousing .....	10	73	307	3	3	-	-	-	-	-	-	-	-	
51	Information .....	(A)	(D)	(D)	2	1	1	-	-	-	-	-	-	-	
52	Finance & insurance .....	31	297	839	4	1	2	1	-	-	-	-	-	-	
53	Real estate & rental & leasing .....	10	41	219	7	7	-	-	-	-	-	-	-	-	
54	Professional, scientific & technical services .....	28	145	777	10	7	3	-	-	-	-	-	-	-	
56	Admin, support, waste mgt, remediation services .....	(A)	(D)	(D)	1	1	-	-	-	-	-	-	-	-	
62	Health care and social assistance .....	20	30	153	5	3	1	1	-	-	-	-	-	-	
71	Arts, entertainment & recreation .....	(A)	(D)	(D)	7	6	1	-	-	-	-	-	-	-	
72	Accommodation & food services .....	81	178	980	14	10	1	2	1	-	-	-	-	-	
81	Other services (except public administration) .....	27	70	298	11	8	3	-	-	-	-	-	-	-	
95	Auxiliaries (exc corporate, subsidiary & regional mgt) .....	(A)	(D)	(D)	1	1	-	-	-	-	-	-	-	-	
99	Unclassified establishments .....	2	3	52	5	5	-	-	-	-	-	-	-	-	
<b>TETON</b>															
	<b>Total .....</b>	<b>1 155</b>	<b>5 062</b>	<b>20 937</b>	<b>202</b>	<b>136</b>	<b>40</b>	<b>14</b>	<b>10</b>	<b>1</b>	<b>1</b>	<b>-</b>	<b>-</b>	<b>-</b>	
11	Forestry, fishing, hunting, and agriculture support .....	2	3	62	4	4	-	-	-	-	-	-	-	-	
22	Utilities .....	(B)	(D)	(D)	3	2	-	-	1	-	-	-	-	-	
23	Construction .....	43	185	810	27	25	2	-	-	-	-	-	-	-	
31-33	Manufacturing .....	29	112	531	6	2	4	-	-	-	-	-	-	-	
42	Wholesale trade .....	16	81	351	5	4	1	-	-	-	-	-	-	-	
44-45	Retail trade .....	208	1 129	4 072	29	14	8	4	3	-	-	-	-	-	
48-49	Transportation & warehousing .....	(B)	(D)	(D)	7	4	2	1	-	-	-	-	-	-	
51	Information .....	180	1 262	5 213	6	2	1	-	2	-	1	-	-	-	
513	Broadcasting & telecommunications .....	(C)	(D)	(D)	4	1	-	-	2	-	1	-	-	-	
5133	Telecommunications .....	(C)	(D)	(D)	4	1	-	-	2	-	1	-	-	-	
51331	Wired telecommunications carriers .....	(C)	(D)	(D)	2	1	-	-	-	-	1	-	-	-	
52	Finance & insurance .....	87	427	2 045	12	7	2	2	1	-	-	-	-	-	
53	Real estate & rental & leasing .....	(A)	(D)	(D)	7	7	-	-	-	-	-	-	-	-	
54	Professional, scientific & technical services .....	31	186	699	11	8	3	-	-	-	-	-	-	-	
55	Management of companies & enterprises .....	(A)	(D)	(D)	1	1	-	-	-	-	-	-	-	-	
56	Admin, support, waste mgt, remediation services .....	50	81	422	6	3	1	1	1	-	-	-	-	-	
62	Health care and social assistance .....	239	711	2 954	23	11	6	3	2	1	-	-	-	-	
71	Arts, entertainment & recreation .....	18	41	234	7	6	1	-	-	-	-	-	-	-	
72	Accommodation & food services .....	79	115	579	19	11	6	2	-	-	-	-	-	-	
81	Other services (except public administration) .....	56	136	635	22	20	2	-	-	-	-	-	-	-	
95	Auxiliaries (exc corporate, subsidiary & regional mgt) .....	(A)	(D)	(D)	1	-	1	-	-	-	-	-	-	-	
99	Unclassified establishments .....	25	105	358	6	5	-	1	-	-	-	-	-	-	

See footnotes at end of table.

**Table 6. Counties—Employees, Payroll, and Establishments by Industry: 2001—Con.**

[Excludes most government employees, railroad employees, and self-employed persons. Size class 1 to 4 includes establishments with payroll, but no employees, during mid-March pay period. (D) denotes figures withheld to avoid disclosing data for individual companies; the data are included in broader industry totals. Detailed industries with 100 or more employees are shown if industry was not a (D). For explanation of terms, abbreviations, and data reliability/comparability, see introductory text]

NAICS code	Industry	Number of employees for week including March 12	Payroll (\$1,000)		Total number of establishments	Number of establishments by employment-size class								
			First quarter	Annual		1 to 4	5 to 9	10 to 19	20 to 49	50 to 99	100 to 249	250 to 499	500 to 999	1,000 or more
<b>TOOLE</b>														
	<b>Total</b> .....	<b>1 533</b>	<b>7 612</b>	<b>31 615</b>	<b>217</b>	<b>137</b>	<b>43</b>	<b>21</b>	<b>12</b>	<b>2</b>	<b>2</b>	-	-	-
21	Mining .....	112	759	2 876	21	14	3	3	1	-	-	-	-	-
22	Utilities .....	(B)	(D)	(D)	4	3	-	-	1	-	-	-	-	-
23	Construction .....	41	165	778	13	10	3	-	-	-	-	-	-	-
31-33	Manufacturing .....	40	231	1 065	6	3	2	-	1	-	-	-	-	-
42	Wholesale trade .....	107	630	2 559	14	8	3	2	1	-	-	-	-	-
44-45	Retail trade .....	261	873	3 888	30	10	13	2	5	-	-	-	-	-
48-49	Transportation & warehousing .....	187	1 048	4 012	15	7	3	3	-	2	-	-	-	-
488	Transportation support activities .....	(C)	(D)	(D)	6	-	3	2	-	1	-	-	-	-
4885	Freight transportation arrangement .....	(C)	(D)	(D)	6	-	3	2	-	1	-	-	-	-
48851	Freight transportation arrangement .....	(C)	(D)	(D)	6	-	3	2	-	1	-	-	-	-
51	Information .....	51	261	1 221	7	4	-	3	-	-	-	-	-	-
52	Finance & insurance .....	55	421	1 712	8	5	1	1	1	-	-	-	-	-
53	Real estate & rental & leasing .....	17	32	150	9	8	1	-	-	-	-	-	-	-
54	Professional, scientific & technical services .....	38	138	576	13	10	3	-	-	-	-	-	-	-
55	Management of companies & enterprises .....	(A)	(D)	(D)	1	1	-	-	-	-	-	-	-	-
56	Admin, support, waste mgt, remediation services .....	180	920	3 697	8	5	1	1	-	-	1	-	-	-
561	Administrative & support services .....	180	920	3 697	8	5	1	1	-	-	1	-	-	-
5612	Facilities support services .....	(C)	(D)	(D)	1	-	-	-	-	-	1	-	-	-
56121	Facilities support services .....	(C)	(D)	(D)	1	-	-	-	-	-	1	-	-	-
61	Educational services .....	(A)	(D)	(D)	2	1	1	-	-	-	-	-	-	-
62	Health care and social assistance .....	191	1 286	5 347	20	17	1	-	1	-	1	-	-	-
622	Hospitals .....	(C)	(D)	(D)	1	-	-	-	-	-	1	-	-	-
6221	General medical & surgical hospitals .....	(C)	(D)	(D)	1	-	-	-	-	-	1	-	-	-
62211	General medical & surgical hospitals .....	(C)	(D)	(D)	1	-	-	-	-	-	1	-	-	-
71	Arts, entertainment & recreation .....	(B)	(D)	(D)	4	2	-	1	1	-	-	-	-	-
72	Accommodation & food services .....	141	233	898	27	15	7	5	-	-	-	-	-	-
722	Food services & drinking places .....	124	202	812	23	12	7	4	-	-	-	-	-	-
81	Other services (except public administration) .....	32	76	318	14	13	1	-	-	-	-	-	-	-
99	Unclassified establishments .....	(A)	(D)	(D)	1	1	-	-	-	-	-	-	-	-
<b>TREASURE</b>														
	<b>Total</b> .....	<b>95</b>	<b>443</b>	<b>1 985</b>	<b>24</b>	<b>16</b>	<b>6</b>	<b>2</b>	-	-	-	-	-	-
22	Utilities .....	(A)	(D)	(D)	1	-	-	1	-	-	-	-	-	-
23	Construction .....	4	21	94	3	3	-	-	-	-	-	-	-	-
31-33	Manufacturing .....	(A)	(D)	(D)	1	1	-	-	-	-	-	-	-	-
42	Wholesale trade .....	(A)	(D)	(D)	2	-	2	-	-	-	-	-	-	-
44-45	Retail trade .....	27	154	826	5	3	1	1	-	-	-	-	-	-
48-49	Transportation & warehousing .....	(A)	(D)	(D)	3	2	1	-	-	-	-	-	-	-
52	Finance & insurance .....	(A)	(D)	(D)	2	1	1	-	-	-	-	-	-	-
54	Professional, scientific & technical services .....	5	20	75	3	3	-	-	-	-	-	-	-	-
62	Health care and social assistance .....	(A)	(D)	(D)	1	1	-	-	-	-	-	-	-	-
72	Accommodation & food services .....	(A)	(D)	(D)	3	2	1	-	-	-	-	-	-	-
<b>VALLEY</b>														
	<b>Total</b> .....	<b>1 789</b>	<b>7 901</b>	<b>35 128</b>	<b>251</b>	<b>150</b>	<b>54</b>	<b>34</b>	<b>9</b>	<b>3</b>	<b>1</b>	-	-	-
11	Forestry, fishing, hunting, and agriculture support .....	(A)	(D)	(D)	2	2	-	-	-	-	-	-	-	-
21	Mining .....	(A)	(D)	(D)	1	1	-	-	-	-	-	-	-	-
22	Utilities .....	26	264	1 164	4	2	1	1	-	-	-	-	-	-
23	Construction .....	80	416	2 257	31	26	4	1	-	-	-	-	-	-
31-33	Manufacturing .....	55	199	1 251	7	3	1	3	-	-	-	-	-	-
42	Wholesale trade .....	135	659	2 990	15	6	3	5	1	-	-	-	-	-
44-45	Retail trade .....	315	1 273	5 676	45	23	14	5	3	-	-	-	-	-
48-49	Transportation & warehousing .....	32	243	870	10	6	4	-	-	-	-	-	-	-
51	Information .....	33	115	472	4	1	1	2	-	-	-	-	-	-
52	Finance & insurance .....	149	1 057	3 994	20	12	4	2	2	-	-	-	-	-
522	Credit intermediation & related activities .....	114	887	3 277	8	2	2	2	2	-	-	-	-	-
5221	Depository credit intermediation .....	(C)	(D)	(D)	6	1	1	2	2	-	-	-	-	-
53	Real estate & rental & leasing .....	22	70	391	11	10	-	1	-	-	-	-	-	-
54	Professional, scientific & technical services .....	66	371	1 338	9	4	4	-	1	-	-	-	-	-

See footnotes at end of table.

**Table 6. Counties—Employees, Payroll, and Establishments by Industry: 2001—Con.**

[Excludes most government employees, railroad employees, and self-employed persons. Size class 1 to 4 includes establishments with payroll, but no employees, during mid-March pay period. (D) denotes figures withheld to avoid disclosing data for individual companies; the data are included in broader industry totals. Detailed industries with 100 or more employees are shown if industry was not a (D). For explanation of terms, abbreviations, and data reliability/comparability, see introductory text]

NAICS code	Industry	Number of employees for week including March 12	Payroll (\$1,000)		Total number of establishments	Number of establishments by employment-size class								
			First quarter	Annual		1 to 4	5 to 9	10 to 19	20 to 49	50 to 99	100 to 249	250 to 499	500 to 999	1,000 or more
<b>VALLEY—Con.</b>														
55	Management of companies & enterprises . . . . .	(A)	(D)	(D)	1	—	1	—	—	—	—	—	—	—
56	Admin, support, waste mgmt, remediation services . . . . .	37	89	423	9	6	2	1	—	—	—	—	—	—
61	Educational services . . . . .	(A)	(D)	(D)	1	1	—	—	—	—	—	—	—	—
62	Health care and social assistance . . . . .	455	2 279	10 471	19	8	4	2	2	2	1	—	—	—
622	Hospitals . . . . .	(C)	(D)	(D)	1	—	—	—	—	—	1	—	—	—
6221	General medical & surgical hospitals . . . . .	(C)	(D)	(D)	1	—	—	—	—	—	1	—	—	—
62211	General medical & surgical hospitals . . . . .	(C)	(D)	(D)	1	—	—	—	—	—	1	—	—	—
624	Social assistance . . . . .	(C)	(D)	(D)	6	2	2	—	1	1	—	—	—	—
6241	Individual & family services . . . . .	(C)	(D)	(D)	4	1	1	—	1	1	—	—	—	—
71	Arts, entertainment & recreation . . . . .	29	71	372	7	6	—	1	—	—	—	—	—	—
72	Accommodation & food services . . . . .	235	415	1 954	27	14	3	9	—	1	—	—	—	—
722	Food services & drinking places . . . . .	(C)	(D)	(D)	20	10	1	9	—	—	—	—	—	—
81	Other services (except public administration) . . . . .	104	291	1 116	26	17	8	1	—	—	—	—	—	—
99	Unclassified establishments . . . . .	(A)	(D)	(D)	2	2	—	—	—	—	—	—	—	—
<b>WHEATLAND</b>														
	Total . . . . .	328	1 001	4 306	60	41	10	8	—	1	—	—	—	—
11	Forestry, fishing, hunting, and agriculture support . . . . .	(A)	(D)	(D)	1	1	—	—	—	—	—	—	—	—
22	Utilities . . . . .	(A)	(D)	(D)	2	2	—	—	—	—	—	—	—	—
23	Construction . . . . .	2	3	42	4	4	—	—	—	—	—	—	—	—
31-33	Manufacturing . . . . .	(A)	(D)	(D)	1	—	1	—	—	—	—	—	—	—
42	Wholesale trade . . . . .	7	43	205	4	4	—	—	—	—	—	—	—	—
44-45	Retail trade . . . . .	77	217	816	12	5	4	3	—	—	—	—	—	—
48-49	Transportation & warehousing . . . . .	(A)	(D)	(D)	1	—	—	1	—	—	—	—	—	—
51	Information . . . . .	5	8	78	3	3	—	—	—	—	—	—	—	—
52	Finance & insurance . . . . .	21	98	410	4	3	—	1	—	—	—	—	—	—
53	Real estate & rental & leasing . . . . .	(A)	(D)	(D)	1	1	—	—	—	—	—	—	—	—
54	Professional, scientific & technical services . . . . .	(A)	(D)	(D)	2	1	1	—	—	—	—	—	—	—
56	Admin, support, waste mgmt, remediation services . . . . .	(A)	(D)	(D)	1	1	—	—	—	—	—	—	—	—
62	Health care and social assistance . . . . .	(C)	(D)	(D)	4	1	—	2	—	1	—	—	—	—
71	Arts, entertainment & recreation . . . . .	(A)	(D)	(D)	2	1	1	—	—	—	—	—	—	—
72	Accommodation & food services . . . . .	47	60	288	12	8	3	1	—	—	—	—	—	—
81	Other services (except public administration) . . . . .	10	15	50	5	5	—	—	—	—	—	—	—	—
99	Unclassified establishments . . . . .	(A)	(D)	(D)	1	1	—	—	—	—	—	—	—	—
<b>WIBAUX</b>														
	Total . . . . .	146	533	2 225	23	14	6	2	—	1	—	—	—	—
22	Utilities . . . . .	(A)	(D)	(D)	1	—	1	—	—	—	—	—	—	—
23	Construction . . . . .	3	6	57	3	3	—	—	—	—	—	—	—	—
42	Wholesale trade . . . . .	(A)	(D)	(D)	1	—	1	—	—	—	—	—	—	—
44-45	Retail trade . . . . .	(A)	(D)	(D)	2	1	—	1	—	—	—	—	—	—
48-49	Transportation & warehousing . . . . .	(A)	(D)	(D)	1	—	—	1	—	—	—	—	—	—
51	Information . . . . .	(A)	(D)	(D)	1	1	—	—	—	—	—	—	—	—
52	Finance & insurance . . . . .	(A)	(D)	(D)	3	3	—	—	—	—	—	—	—	—
54	Professional, scientific & technical services . . . . .	5	19	84	3	3	—	—	—	—	—	—	—	—
62	Health care and social assistance . . . . .	(B)	(D)	(D)	2	—	1	—	—	1	—	—	—	—
72	Accommodation & food services . . . . .	25	43	125	5	2	3	—	—	—	—	—	—	—
81	Other services (except public administration) . . . . .	(A)	(D)	(D)	1	1	—	—	—	—	—	—	—	—

See footnotes at end of table.

**Table 6. Counties—Employees, Payroll, and Establishments by Industry: 2001—Con.**

[Excludes most government employees, railroad employees, and self-employed persons. Size class 1 to 4 includes establishments with payroll, but no employees, during mid-March pay period. (D) denotes figures withheld to avoid disclosing data for individual companies; the data are included in broader industry totals. Detailed industries with 100 or more employees are shown if industry was not a (D). For explanation of terms, abbreviations, and data reliability/comparability, see introductory text]

NAICS code	Industry	Number of employees for week including March 12	Payroll (\$1,000)		Total number of establishments	Number of establishments by employment-size class								
			First quarter	Annual		1 to 4	5 to 9	10 to 19	20 to 49	50 to 99	100 to 249	250 to 499	500 to 999	1,000 or more
<b>YELLOWSTONE</b>														
	<b>Total .....</b>	<b>60 587</b>	<b>387 705</b>	<b>1 634 494</b>	<b>4 963</b>	<b>2 658</b>	<b>976</b>	<b>681</b>	<b>434</b>	<b>138</b>	<b>56</b>	<b>15</b>	<b>2</b>	<b>3</b>
11	<b>Forestry, fishing, hunting, and agriculture support .....</b>	<b>43</b>	<b>260</b>	<b>1 037</b>	<b>8</b>	<b>5</b>	<b>1</b>	<b>1</b>	<b>1</b>	<b>—</b>	<b>—</b>	<b>—</b>	<b>—</b>	<b>—</b>
21	<b>Mining .....</b>	<b>280</b>	<b>8 122</b>	<b>21 796</b>	<b>50</b>	<b>36</b>	<b>5</b>	<b>5</b>	<b>4</b>	<b>—</b>	<b>—</b>	<b>—</b>	<b>—</b>	<b>—</b>
213	Mining support activities .....	187	6 085	12 728	28	20	1	4	3	—	—	—	—	—
2131	Mining support activities .....	187	6 085	12 728	28	20	1	4	3	—	—	—	—	—
21311	Mining support activities .....	187	6 085	12 728	28	20	1	4	3	—	—	—	—	—
22	<b>Utilities .....</b>	<b>303</b>	<b>4 237</b>	<b>16 174</b>	<b>17</b>	<b>10</b>	<b>1</b>	<b>1</b>	<b>3</b>	<b>2</b>	<b>—</b>	<b>—</b>	<b>—</b>	<b>—</b>
221	Utilities .....	303	4 237	16 174	17	10	1	1	3	2	—	—	—	—
2211	Elec pwr generation, transmsn & distribution ...	196	3 178	12 460	6	2	—	—	3	1	—	—	—	—
22112	Electric pwr transmsn, control & distribution ..	(C)	(D)	(D)	4	2	—	—	1	1	—	—	—	—
23	<b>Construction .....</b>	<b>3 067</b>	<b>23 753</b>	<b>117 048</b>	<b>517</b>	<b>356</b>	<b>85</b>	<b>46</b>	<b>21</b>	<b>7</b>	<b>2</b>	<b>—</b>	<b>—</b>	<b>—</b>
233	Building, developing & general contracting .....	619	4 059	20 365	163	125	21	13	3	1	—	—	—	—
2332	Residential building construction .....	322	1 879	8 334	125	104	14	7	—	—	—	—	—	—
23321	Single-family housing construction .....	316	1 860	8 169	122	102	13	7	—	—	—	—	—	—
233210	Single-family housing construction .....	316	1 860	8 169	122	102	13	7	—	—	—	—	—	—
2333	Nonresidential building construction .....	289	2 136	11 763	30	13	7	6	3	1	—	—	—	—
23332	Commercial & institutional bldg construction ..	269	1 997	11 322	26	10	7	5	3	1	—	—	—	—
233320	Commercial & institutional bldg construction .....	269	1 997	11 322	26	10	7	5	3	1	—	—	—	—
234	Heavy construction .....	799	7 536	38 353	41	17	9	6	4	3	2	—	—	—
2341	Highway, street, bridge & tunnel construction ...	468	4 263	22 989	14	6	—	1	3	3	1	—	—	—
23411	Highway & street construction .....	(E)	(D)	(D)	11	4	—	1	3	3	—	—	—	—
23412	Bridge & tunnel construction .....	(C)	(D)	(D)	3	2	—	—	—	—	1	—	—	—
2349	Other heavy construction .....	331	3 273	15 364	27	11	9	5	1	—	1	—	—	—
23492	Pwr, communication transmsn line construction .....	(C)	(D)	(D)	2	—	1	—	—	—	1	—	—	—
235	Special trade contractors .....	1 649	12 158	58 330	313	214	55	27	14	3	—	—	—	—
2351	Plumbing, heating & AC contractor .....	431	3 737	16 467	63	38	11	9	4	1	—	—	—	—
23511	Plumbing, heating & AC contractor .....	431	3 737	16 467	63	38	11	9	4	1	—	—	—	—
235110	Plumbing, heating & AC contractor .....	431	3 737	16 467	63	38	11	9	4	1	—	—	—	—
2352	Painting & wall covering contractors .....	131	648	5 516	24	16	5	1	2	—	—	—	—	—
23521	Painting & wall covering contractors .....	131	648	5 516	24	16	5	1	2	—	—	—	—	—
235210	Painting & wall covering contractors .....	131	648	5 516	24	16	5	1	2	—	—	—	—	—
2353	Electrical contractors .....	278	3 386	12 271	38	24	7	4	2	1	—	—	—	—
23531	Electrical contractors .....	278	3 386	12 271	38	24	7	4	2	1	—	—	—	—
235310	Electrical contractors .....	278	3 386	12 271	38	24	7	4	2	1	—	—	—	—
2354	Masonry, drywall, insulation, tile contractors ....	155	811	4 087	35	24	6	4	1	—	—	—	—	—
23542	Drywall, acoustical & insulation contractors ....	119	670	3 048	22	15	2	4	1	—	—	—	—	—
235420	Drywall, acoustical & insulation contractors ..	119	670	3 048	22	15	2	4	1	—	—	—	—	—
2355	Carpentry & floor contractors .....	127	866	3 564	34	32	—	1	—	1	—	—	—	—
23551	Carpentry contractors .....	112	805	3 306	25	23	—	1	—	1	—	—	—	—
235510	Carpentry contractors .....	112	805	3 306	25	23	—	1	—	1	—	—	—	—
2356	Roofing, siding, & sheet metal contractors .....	153	691	3 923	28	16	9	1	2	—	—	—	—	—
23561	Roofing, siding, & sheet metal contractors ...	153	691	3 923	28	16	9	1	2	—	—	—	—	—
235610	Roofing, siding, & sheet metal contractors .	153	691	3 923	28	16	9	1	2	—	—	—	—	—
2357	Concrete contractors .....	140	566	4 767	34	23	7	4	—	—	—	—	—	—
23571	Concrete contractors .....	140	566	4 767	34	23	7	4	—	—	—	—	—	—
235710	Concrete contractors .....	140	566	4 767	34	23	7	4	—	—	—	—	—	—
2359	Other special trade contractors .....	205	1 191	6 494	52	38	9	3	2	—	—	—	—	—
31-33	<b>Manufacturing .....</b>	<b>3 294</b>	<b>29 735</b>	<b>124 784</b>	<b>170</b>	<b>72</b>	<b>42</b>	<b>30</b>	<b>12</b>	<b>7</b>	<b>4</b>	<b>3</b>	<b>—</b>	<b>—</b>
311	Food mfg .....	906	6 793	26 965	30	15	7	2	2	1	2	1	—	—
3113	Sugar & confectionery product mfg .....	(C)	(D)	(D)	5	2	2	—	—	—	1	—	—	—
31131	Sugar mfg .....	(C)	(D)	(D)	1	—	—	—	—	—	1	—	—	—
3118	Bakeries & tortilla mfg .....	(F)	(D)	(D)	10	5	2	—	1	—	1	1	—	—
31181	Bread & bakery product mfg .....	(F)	(D)	(D)	9	4	2	—	1	—	1	1	—	—
321	Wood product mfg .....	142	713	3 404	7	—	2	3	1	1	—	—	—	—
323	Printing & related support activities .....	188	1 417	5 746	24	13	3	6	2	—	—	—	—	—
3231	Printing & related support activities .....	188	1 417	5 746	24	13	3	6	2	—	—	—	—	—
32311	Printing .....	(C)	(D)	(D)	22	12	3	5	2	—	—	—	—	—
323110	Commercial lithographic printing .....	101	941	3 608	11	7	—	2	2	—	—	—	—	—
324	Petroleum & coal products mfg .....	(F)	(D)	(D)	6	1	1	1	—	—	1	2	—	—
3241	Petroleum & coal products mfg .....	(F)	(D)	(D)	6	1	1	1	—	—	1	2	—	—
32411	Petroleum refineries .....	(F)	(D)	(D)	4	—	—	—	—	—	1	2	—	—
325	Chemical mfg .....	118	1 104	4 802	8	3	1	2	2	—	—	—	—	—
326	Plastics & rubber products mfg .....	115	549	2 386	8	—	3	3	2	—	—	—	—	—
327	Nonmetallic mineral product mfg .....	137	900	5 557	8	2	1	4	—	1	—	—	—	—
3273	Cement & concrete product mfg .....	(C)	(D)	(D)	7	2	—	4	—	1	—	—	—	—
332	Fabricated metal product mfg .....	329	2 621	10 123	22	11	7	1	1	1	1	—	—	—
3323	Architectural & structural metals mfg .....	(C)	(D)	(D)	5	3	1	—	—	—	1	—	—	—
33231	Plate work & fabricated structural prod mfg ...	(C)	(D)	(D)	1	—	—	—	—	—	1	—	—	—
3327	Mach shops, turn prod, screw, nut, bolt mfg ....	102	779	3 204	8	3	3	1	—	1	—	—	—	—
33271	Machine shops .....	102	779	3 204	8	3	3	1	—	1	—	—	—	—
332710	Machine shops .....	102	779	3 204	8	3	3	1	—	1	—	—	—	—
333	Machinery mfg .....	192	1 271	5 629	10	4	2	2	—	2	—	—	—	—
3339	Other general purpose machinery mfg .....	(C)	(D)	(D)	4	2	—	—	—	2	—	—	—	—
33392	Material handling equipment mfg .....	(C)	(D)	(D)	3	1	—	—	—	2	—	—	—	—

See footnotes at end of table.

**Table 6. Counties—Employees, Payroll, and Establishments by Industry: 2001—Con.**

[Excludes most government employees, railroad employees, and self-employed persons. Size class 1 to 4 includes establishments with payroll, but no employees, during mid-March pay period. (D) denotes figures withheld to avoid disclosing data for individual companies; the data are included in broader industry totals. Detailed industries with 100 or more employees are shown if industry was not a (D). For explanation of terms, abbreviations, and data reliability/comparability, see introductory text]

NAICS code	Industry	Number of employees for week including March 12	Payroll (\$1,000)		Total number of establishments	Number of establishments by employment-size class											
			First quarter	Annual		1 to 4	5 to 9	10 to 19	20 to 49	50 to 99	100 to 249	250 to 499	500 to 999	1,000 or more			
<b>YELLOWSTONE—Con.</b>																	
<b>31-33 Manufacturing—Con.</b>																	
336	Transportation equipment mfg	(C)	(D)	(D)	3	-	2	-	-	1	-	-	-	-			
3362	Motor vehicle body & trailer mfg	(C)	(D)	(D)	3	-	2	-	-	1	-	-	-	-			
33621	Motor vehicle body & trailer mfg	(C)	(D)	(D)	3	-	2	-	-	1	-	-	-	-			
339	Miscellaneous mfg	138	891	3 466	20	11	6	1	2	-	-	-	-	-			
3399	Other miscellaneous mfg	101	579	2 344	11	5	4	-	2	-	-	-	-	-			
<b>42</b>	<b>Wholesale trade</b>	<b>5 359</b>	<b>50 202</b>	<b>196 032</b>	<b>378</b>	<b>171</b>	<b>77</b>	<b>77</b>	<b>34</b>	<b>11</b>	<b>5</b>	<b>3</b>	-	-			
421	Wholesale trade, durable goods	2 775	23 259	91 045	252	111	53	55	24	6	3	-	-	-			
4211	Motor vehicle, motor vehicle pt & supply whse	588	4 657	17 964	35	13	9	4	5	3	1	-	-	-			
42111	Automobile & other motor vehicle whse	304	2 361	8 489	13	5	3	-	3	1	1	-	-	-			
421110	Automobile & other motor vehicle whse	304	2 361	8 489	13	5	3	-	3	1	1	-	-	-			
42112	Motor vehicle supplies & new parts whse	247	1 981	7 872	15	4	5	2	2	2	-	-	-	-			
421120	Motor vehicle supplies & new parts whse	247	1 981	7 872	15	4	5	2	2	2	-	-	-	-			
4213	Lumber & other construction materials whse	218	1 691	7 251	17	6	3	5	2	1	-	-	-	-			
42131	Lumber, plywood, millwork & wood panel whse	101	945	3 958	6	3	-	1	1	1	-	-	-	-			
421310	Lumber, plywood, millwork & wood panel whse	101	945	3 958	6	3	-	1	1	1	-	-	-	-			
4214	Professional & commercial equip & supp whse	371	2 791	10 435	42	22	5	9	6	-	-	-	-	-			
4216	Electrical goods whse	171	1 721	6 206	23	12	4	6	1	-	-	-	-	-			
42161	Elec equip, wiring supp, const material whse	124	1 375	4 991	14	6	2	5	1	-	-	-	-	-			
421610	Elec equip, wiring supp, const material whse	124	1 375	4 991	14	6	2	5	1	-	-	-	-	-			
4217	Hardware, plumb & heating equip & sup whse	337	3 145	11 879	22	4	8	7	2	-	1	-	-	-			
42171	Hardware whse	105	816	3 431	7	1	2	3	1	-	-	-	-	-			
421710	Hardware whse	105	816	3 431	7	1	2	3	1	-	-	-	-	-			
42172	Plumbing & heating equipment & supplies whse	182	1 742	6 460	9	2	3	2	1	-	1	-	-	-			
421720	Plumbing & heating equipment & supplies whse	182	1 742	6 460	9	2	3	2	1	-	1	-	-	-			
4218	Machinery, equipment & supplies whse	816	7 514	29 861	77	36	15	18	6	1	1	-	-	-			
42181	Const & mining (exc petroleum) equip whse	179	1 687	6 401	11	2	1	5	3	-	-	-	-	-			
421810	Const & mining (exc petroleum) equip whse	179	1 687	6 401	11	2	1	5	3	-	-	-	-	-			
42182	Farm & garden machinery & equipment whse	123	998	4 154	10	6	1	2	-	1	-	-	-	-			
421820	Farm & garden machinery & equipment whse	123	998	4 154	10	6	1	2	-	1	-	-	-	-			
42183	Industrial machinery & equipment whse	344	3 540	14 594	32	17	7	5	2	-	1	-	-	-			
421830	Industrial machinery & equipment whse	344	3 540	14 594	32	17	7	5	2	-	1	-	-	-			
42184	Industrial supplies whse	110	881	3 103	14	6	3	4	1	-	-	-	-	-			
421840	Industrial supplies whse	110	881	3 103	14	6	3	4	1	-	-	-	-	-			
4219	Miscellaneous durable goods whse	137	774	3 203	21	13	4	3	-	1	-	-	-	-			
422	Wholesale trade, nondurable goods	2 584	26 943	104 987	126	60	24	22	10	5	2	3	-	-			
4222	Drugs & druggists' sundries whse	143	1 645	4 009	8	3	-	2	2	1	-	-	-	-			
42221	Drugs & druggists' sundries whse	143	1 645	4 009	8	3	-	2	2	1	-	-	-	-			
422210	Drugs & druggists' sundries whse	143	1 645	4 009	8	3	-	2	2	1	-	-	-	-			
4224	Grocery & related product whse	1 327	15 048	57 991	36	17	9	3	2	2	1	2	-	-			
42241	General line grocery whse	659	7 255	30 407	9	3	3	-	-	1	1	1	-	-			
422410	General line grocery whse	659	7 255	30 407	9	3	3	-	-	1	1	1	-	-			
42242	Packaged frozen food whse	(E)	(D)	(D)	5	1	1	2	-	-	1	-	-	-			
42242	Other grocery & related products whse	188	1 654	6 353	14	7	3	1	2	1	-	-	-	-			
422420	Other grocery & related products whse	188	1 654	6 353	14	7	3	1	2	1	-	-	-	-			
4225	Farm product raw material whse	(C)	(D)	(D)	10	7	1	-	1	1	-	-	-	-			
4227	Petroleum & petroleum products whse	496	6 001	23 976	14	3	3	4	2	1	-	1	-	-			
42271	Petroleum bulk stations & terminals	(C)	(D)	(D)	9	2	2	3	2	-	-	-	-	-			
42272	Petroleum prod whse (exc bulk sta, terminals)	(E)	(D)	(D)	5	1	1	1	-	1	-	1	-	-			
4228	Beer, wine, distilled alcoholic beverage whse	102	826	3 662	4	1	-	1	2	-	-	-	-	-			
42281	Beer & ale whse	(C)	(D)	(D)	3	-	-	1	2	-	-	-	-	-			
4229	Miscellaneous nondurable goods whse	240	1 367	5 949	26	15	5	4	1	-	1	-	-	-			
42291	Farm supplies whse	167	986	4 118	13	6	4	2	-	-	1	-	-	-			
422910	Farm supplies whse	167	986	4 118	13	6	4	2	-	-	1	-	-	-			
<b>44-45</b>	<b>Retail trade</b>	<b>9 922</b>	<b>47 569</b>	<b>202 674</b>	<b>760</b>	<b>325</b>	<b>205</b>	<b>130</b>	<b>62</b>	<b>23</b>	<b>13</b>	<b>1</b>	<b>1</b>	-			
441	Motor vehicle & parts dealers	1 794	12 535	56 951	126	49	33	25	10	7	2	-	-	-			
4411	Automobile dealers	936	7 449	35 312	50	24	7	6	5	1	-	-	-	-			
44111	New car dealers	813	6 927	32 923	23	7	1	4	5	5	1	-	-	-			
441110	New car dealers	813	6 927	32 923	23	7	1	4	5	5	1	-	-	-			
44112	Used car dealers	123	522	2 389	27	17	6	3	1	-	-	-	-	-			
441120	Used car dealers	123	522	2 389	27	17	6	3	1	-	-	-	-	-			
4412	Other motor vehicle dealers	197	981	4 325	14	5	1	6	1	1	-	-	-	-			
44122	Motorcycle & boat & other MV dealers	151	222	2 997	9	4	-	3	1	1	-	-	-	-			
4413	Automotive parts, accessories & tire stores	661	4 105	17 314	62	20	25	12	3	1	1	-	-	-			
44131	Automotive parts, accessories & tire stores	504	2 993	12 752	42	13	19	5	3	1	1	-	-	-			
441310	Automotive parts, accessories & tire stores	504	2 993	12 752	42	13	19	5	3	1	1	-	-	-			
44132	Tire dealers	157	1 112	4 562	20	7	6	7	-	-	-	-	-	-			
441320	Tire dealers	157	1 112	4 562	20	7	6	7	-	-	-	-	-	-			
442	Furniture & home furnishing stores	370	2 158	8 609	39	13	13	7	6	-	-	-	-	-			
4421	Furniture stores	227	1 125	4 902	20	3	9	4	4	-	-	-	-	-			
44211	Furniture stores	227	1 125	4 902	20	3	9	4	4	-	-	-	-	-			
442110	Furniture stores	227	1 125	4 902	20	3	9	4	4	-	-	-	-	-			
4422	Home furnishings stores	143	1 033	3 707	19	10	4	3	2	-	-	-	-	-			
44221	Floor covering stores	110	945	3 081	9	3	2	2	2	-	-	-	-	-			
442210	Floor covering stores	110	945	3 081	9	3	2	2	2	-	-	-	-	-			

See footnotes at end of table.

**Table 6. Counties—Employees, Payroll, and Establishments by Industry: 2001—Con.**

[Excludes most government employees, railroad employees, and self-employed persons. Size class 1 to 4 includes establishments with payroll, but no employees, during mid-March pay period. (D) denotes figures withheld to avoid disclosing data for individual companies; the data are included in broader industry totals. Detailed industries with 100 or more employees are shown if industry was not a (D). For explanation of terms, abbreviations, and data reliability/comparability, see introductory text]

NAICS code	Industry	Number of employees for week including March 12	Payroll (\$1,000)		Total number of establishments	Number of establishments by employment-size class									
			First quarter	Annual		1 to 4	5 to 9	10 to 19	20 to 49	50 to 99	100 to 249	250 to 499	500 to 999	1,000 or more	
<b>YELLOWSTONE—Con.</b>															
<b>44-45 Retail trade—Con.</b>															
443	Electronics & appliance stores .....	366	2 042	7 967	33	17	7	6	1	2	-	-	-	-	
4431	Electronics & appliance stores .....	366	2 042	7 967	33	17	7	6	1	2	-	-	-	-	
44311	Appliance, TV & all other electronics stores ..	257	1 278	5 171	24	11	5	6	1	1	-	-	-	-	
443111	Household appliance stores .....	105	603	2 264	10	4	2	3	1	-	-	-	-	-	
443112	Radio, television & other electronics stores ..	152	675	2 907	14	7	3	3	-	1	-	-	-	-	
44312	Computer & software stores .....	(C)	(D)	(D)	8	5	2	-	-	1	-	-	-	-	
444	Bldg material & garden equip & supp dealers .....	793	4 924	20 985	75	30	22	16	5	-	2	-	-	-	
4441	Building material & supplies dealers .....	654	4 027	16 757	58	23	18	11	4	-	2	-	-	-	
44411	Home centers .....	258	1 479	6 095	3	-	-	-	-	-	2	-	-	-	
444110	Home centers .....	258	1 479	6 095	3	-	-	-	-	-	2	-	-	-	
44419	Other building material dealers .....	306	2 077	8 843	44	18	16	7	3	-	-	-	-	-	
444190	Other building material dealers .....	306	2 077	8 843	44	18	16	7	3	-	-	-	-	-	
4442	Lawn & garden equip & supplies stores .....	139	897	4 228	17	7	4	5	1	-	-	-	-	-	
44422	Nursery & garden centers .....	(C)	(D)	(D)	15	6	4	5	-	-	-	-	-	-	
445	Food & beverage stores .....	1 258	5 014	19 903	61	29	7	7	6	10	2	-	-	-	
4451	Grocery stores .....	1 164	4 665	18 357	39	14	2	6	5	10	2	-	-	-	
44511	Grocery (except convenience) stores .....	1 142	4 633	18 222	33	9	1	6	5	10	2	-	-	-	
445110	Grocery (except convenience) stores .....	1 142	4 633	18 222	33	9	1	6	5	10	2	-	-	-	
446	Health & personal care stores .....	356	1 819	7 330	53	26	13	11	3	-	-	-	-	-	
4461	Health & personal care stores .....	356	1 819	7 330	53	26	13	11	3	-	-	-	-	-	
44611	Pharmacies & drug stores .....	171	882	3 636	23	11	7	3	2	-	-	-	-	-	
446110	Pharmacies & drug stores .....	171	882	3 636	23	11	7	3	2	-	-	-	-	-	
447	Gasoline stations .....	601	1 986	8 823	78	27	28	17	6	-	-	-	-	-	
4471	Gasoline stations .....	601	1 986	8 823	78	27	28	17	6	-	-	-	-	-	
44711	Gasoline stations with convenience stores ..	441	1 337	6 090	58	20	22	11	5	-	-	-	-	-	
447110	Gasoline stations with convenience stores ..	441	1 337	6 090	58	20	22	11	5	-	-	-	-	-	
44719	Other gasoline stations .....	160	649	2 733	20	7	6	6	1	-	-	-	-	-	
447190	Other gasoline stations .....	160	649	2 733	20	7	6	6	1	-	-	-	-	-	
448	Clothing & clothing accessories stores .....	655	1 957	8 860	92	36	37	14	5	-	-	-	-	-	
4481	Clothing stores .....	470	1 296	6 119	60	21	24	11	4	-	-	-	-	-	
44812	Women's clothing stores .....	111	260	1 112	21	10	7	4	-	-	-	-	-	-	
448120	Women's clothing stores .....	111	260	1 112	21	10	7	4	-	-	-	-	-	-	
44814	Family clothing stores .....	257	707	3 959	23	5	10	5	3	-	-	-	-	-	
448140	Family clothing stores .....	257	707	3 959	23	5	10	5	3	-	-	-	-	-	
4482	Shoe stores .....	121	382	1 511	22	12	8	1	1	-	-	-	-	-	
44821	Shoe stores .....	121	382	1 511	22	12	8	1	1	-	-	-	-	-	
448210	Shoe stores .....	121	382	1 511	22	12	8	1	1	-	-	-	-	-	
451	Sporting goods, hobby, book & music stores .....	627	2 426	10 550	55	25	14	6	8	1	1	-	-	-	
4511	Sporting goods, hobby, musical instrument stores .....	472	2 006	8 803	39	17	10	5	5	1	1	-	-	-	
45111	Sporting goods stores .....	283	1 029	4 429	21	11	5	1	2	1	1	-	-	-	
451110	Sporting goods stores .....	283	1 029	4 429	21	11	5	1	2	1	1	-	-	-	
45112	Hobby, toy & game stores .....	129	754	3 455	11	4	3	1	3	-	-	-	-	-	
451120	Hobby, toy & game stores .....	129	754	3 455	11	4	3	1	3	-	-	-	-	-	
4512	Book, periodical & music stores .....	155	420	1 747	16	8	4	1	3	-	-	-	-	-	
452	General merchandise stores .....	2 190	8 918	36 838	20	3	1	1	5	2	6	1	1	-	
4521	Department stores .....	1 787	6 995	27 445	9	-	-	-	-	2	5	1	1	-	
45211	Department stores .....	1 787	6 995	27 445	9	-	-	-	-	2	5	1	1	-	
452110	Department stores .....	1 787	6 995	27 445	9	-	-	-	-	2	5	1	1	-	
4529	Other general merchandise stores .....	403	1 923	9 393	11	3	1	1	5	-	1	-	-	-	
45291	Warehouse clubs & superstores .....	(C)	(D)	(D)	1	-	-	-	-	-	1	-	-	-	
45299	All other general merchandise stores .....	(C)	(D)	(D)	10	3	1	1	5	-	-	-	-	-	
453	Miscellaneous store retailers .....	736	2 919	12 013	104	57	26	14	6	1	-	-	-	-	
4531	Florists .....	112	516	2 021	6	1	3	1	-	1	-	-	-	-	
45311	Florists .....	112	516	2 021	6	1	3	1	-	1	-	-	-	-	
453110	Florists .....	112	516	2 021	6	1	3	1	-	1	-	-	-	-	
4532	Office supplies, stationery & gift stores .....	199	697	2 479	30	16	6	6	2	-	-	-	-	-	
45322	Gift, novelty & souvenir stores .....	109	256	992	23	13	6	4	-	-	-	-	-	-	
453220	Gift, novelty & souvenir stores .....	109	256	992	23	13	6	4	-	-	-	-	-	-	
4533	Used merchandise stores .....	129	329	1 337	16	8	5	1	2	-	-	-	-	-	
45331	Used merchandise stores .....	129	329	1 337	16	8	5	1	2	-	-	-	-	-	
453310	Used merchandise stores .....	129	329	1 337	16	8	5	1	2	-	-	-	-	-	
4539	Other miscellaneous store retailers .....	296	1 377	6 176	52	32	12	6	2	-	-	-	-	-	
45399	All other miscellaneous store retailers .....	142	654	3 041	28	18	6	4	-	-	-	-	-	-	
453998	All other misc store retailers (exc tobacco) ..	108	499	2 411	24	17	4	3	-	-	-	-	-	-	
454	Nonstore retailers .....	176	871	3 845	24	13	4	6	1	-	-	-	-	-	
4543	Direct selling establishments .....	105	465	2 155	17	11	4	1	1	-	-	-	-	-	
<b>48-49</b>	<b>Transportation &amp; warehousing .....</b>	<b>2 790</b>	<b>19 931</b>	<b>80 801</b>	<b>201</b>	<b>110</b>	<b>23</b>	<b>31</b>	<b>24</b>	<b>8</b>	<b>5</b>	-	-	-	
481	Air transportation .....	614	4 192	16 208	13	4	-	2	4	1	2	-	-	-	
4811	Scheduled air transportation .....	525	3 283	12 785	8	1	-	2	3	-	2	-	-	-	
48111	Scheduled air transportation .....	525	3 283	12 785	8	1	-	2	3	-	2	-	-	-	

See footnotes at end of table.

**Table 6. Counties—Employees, Payroll, and Establishments by Industry: 2001—Con.**

[Excludes most government employees, railroad employees, and self-employed persons. Size class 1 to 4 includes establishments with payroll, but no employees, during mid-March pay period. (D) denotes figures withheld to avoid disclosing data for individual companies; the data are included in broader industry totals. Detailed industries with 100 or more employees are shown if industry was not a (D). For explanation of terms, abbreviations, and data reliability/comparability, see introductory text]

NAICS code	Industry	Number of employees for week including March 12	Payroll (\$1,000)		Total number of establishments	Number of establishments by employment-size class									
			First quarter	Annual		1 to 4	5 to 9	10 to 19	20 to 49	50 to 99	100 to 249	250 to 499	500 to 999	1,000 or more	
<b>YELLOWSTONE—Con.</b>															
<b>48-49 Transportation &amp; warehousing—Con.</b>															
484	Truck transportation .....	1 333	9 705	41 243	134	76	18	21	14	3	2	-	-	-	
4841	General freight trucking .....	737	4 920	20 209	73	42	11	10	7	2	1	-	-	-	
48412	General freight trucking, long-distance .....	702	4 753	19 479	62	33	9	10	7	2	1	-	-	-	
484121	General freight trucking, long-distance, TL .....	533	3 307	13 885	48	28	8	6	3	2	1	-	-	-	
484122	General freight trucking, long-distance, LTL .....	169	1 446	5 594	14	5	1	4	4	-	-	-	-	-	
4842	Specialized freight trucking .....	596	4 785	21 034	61	34	7	11	7	1	1	-	-	-	
48422	Specialized freight (exc used) trucking, local .....	185	1 855	8 132	26	17	2	4	2	1	-	-	-	-	
484220	Specialized freight (exc used) trucking, local .....	185	1 855	8 132	26	17	2	4	2	1	-	-	-	-	
48423	Specialized freight (exc used) trucking, LDist .....	330	2 556	11 171	30	16	4	6	3	-	1	-	-	-	
484230	Specialized freight (exc used) trucking, LDist .....	330	2 556	11 171	30	16	4	6	3	-	1	-	-	-	
485	Transit & ground passenger transportation .....	260	947	3 993	10	4	-	2	2	2	-	-	-	-	
4854	School & employee bus transportation .....	(C)	(D)	(D)	4	2	-	-	1	1	-	-	-	-	
48541	School & employee bus transportation .....	(C)	(D)	(D)	4	2	-	-	1	1	-	-	-	-	
486	Pipeline transportation .....	(C)	(D)	(D)	3	-	-	2	-	-	1	-	-	-	
4862	Pipeline transportation of natural gas .....	(C)	(D)	(D)	1	-	-	-	-	-	1	-	-	-	
48621	Pipeline transportation of natural gas .....	(C)	(D)	(D)	1	-	-	-	-	-	1	-	-	-	
488	Transportation support activities .....	269	2 317	8 105	23	14	2	3	2	2	-	-	-	-	
4885	Freight transportation arrangement .....	175	891	4 969	11	6	1	2	-	2	-	-	-	-	
48851	Freight transportation arrangement .....	175	891	4 969	11	6	1	2	-	2	-	-	-	-	
488510	Freight transportation arrangement .....	175	891	4 969	11	6	1	2	-	2	-	-	-	-	
492	Couriers & messengers .....	(C)	(D)	(D)	14	9	2	1	2	-	-	-	-	-	
4921	Couriers .....	(C)	(D)	(D)	9	5	1	1	2	-	-	-	-	-	
49211	Couriers .....	(C)	(D)	(D)	9	5	1	1	2	-	-	-	-	-	
<b>51</b>	<b>Information .....</b>	<b>1 934</b>	<b>13 944</b>	<b>51 368</b>	<b>92</b>	<b>47</b>	<b>16</b>	<b>13</b>	<b>6</b>	<b>5</b>	<b>2</b>	<b>3</b>	-	-	
511	Publishing industries .....	394	2 802	11 288	15	7	4	2	-	1	-	1	-	-	
5111	Newspaper, periodical, book, database publishers .....	(E)	(D)	(D)	14	6	4	2	-	1	-	1	-	-	
51111	Newspaper publishers .....	(E)	(D)	(D)	8	2	4	1	-	-	-	1	-	-	
513	Broadcasting & telecommunications .....	587	5 354	22 848	62	35	10	9	4	4	-	-	-	-	
5131	Radio & television broadcasting .....	253	1 719	7 832	12	4	1	2	3	2	-	-	-	-	
51312	Television broadcasting .....	155	1 215	4 598	4	1	-	-	1	2	-	-	-	-	
513120	Television broadcasting .....	155	1 215	4 598	4	1	-	-	1	2	-	-	-	-	
5133	Telecommunications .....	237	2 838	11 710	40	24	8	7	-	1	-	-	-	-	
51331	Wired telecommunications carriers .....	140	1 767	7 155	23	15	5	2	-	1	-	-	-	-	
513310	Wired telecommunications carriers .....	140	1 767	7 155	23	15	5	2	-	1	-	-	-	-	
514	Information & data processing services .....	(F)	(D)	(D)	10	4	2	-	-	-	2	2	-	-	
5142	Data processing services .....	(F)	(D)	(D)	7	2	1	-	-	-	2	2	-	-	
51421	Data processing services .....	(F)	(D)	(D)	7	2	1	-	-	-	2	2	-	-	
<b>52</b>	<b>Finance &amp; insurance .....</b>	<b>2 642</b>	<b>27 140</b>	<b>101 820</b>	<b>308</b>	<b>196</b>	<b>56</b>	<b>24</b>	<b>21</b>	<b>8</b>	<b>3</b>	-	-	-	
522	Credit intermediation & related activities .....	1 506	13 767	52 895	100	43	24	13	12	6	2	-	-	-	
5221	Depository credit intermediation .....	1 245	11 821	44 230	58	20	11	10	9	5	2	-	-	-	
52211	Commercial banking .....	1 075	10 687	39 679	43	15	6	8	7	6	2	-	-	-	
522110	Commercial banking .....	1 075	10 687	39 679	43	15	6	8	7	5	2	-	-	-	
52213	Credit unions .....	(C)	(D)	(D)	14	5	4	2	2	1	-	-	-	-	
5222	Nondepository credit intermediation .....	234	1 777	7 697	33	16	11	3	3	-	-	-	-	-	
52229	Other nondepository credit intermediation .....	206	1 452	6 568	28	14	9	2	3	-	-	-	-	-	
522298	All oth nondepository credit intermediation .....	102	367	1 587	14	8	4	-	2	-	-	-	-	-	
523	Security, commodity contracts & like activity .....	330	6 506	20 164	54	40	4	4	6	-	-	-	-	-	
5231	Scrty & comdty contracts intermed & brokerage .....	263	6 036	18 482	33	23	3	1	6	-	-	-	-	-	
52312	Securities brokerage .....	250	5 959	17 929	28	19	2	1	6	-	-	-	-	-	
523120	Securities brokerage .....	250	5 959	17 929	28	19	2	1	6	-	-	-	-	-	
524	Insurance carriers & related activities .....	806	6 867	28 761	154	113	28	7	3	2	1	-	-	-	
5241	Insurance carriers .....	205	2 383	9 215	31	18	8	3	1	1	-	-	-	-	
52411	Direct life, health, medical insurance carriers .....	149	1 775	6 808	15	6	5	2	1	1	-	-	-	-	
5242	Agencies & other insurance related activities .....	601	4 484	19 546	123	95	20	4	2	1	1	-	-	-	
52421	Insurance agencies & brokerages .....	405	3 080	12 832	113	89	17	4	2	1	-	-	-	-	
524210	Insurance agencies & brokerages .....	405	3 080	12 832	113	89	17	4	2	1	-	-	-	-	
52429	Other insurance related activities .....	196	1 404	6 714	10	6	3	-	-	-	1	-	-	-	
524292	Insurance & pension funds, third party admin .....	188	1 339	6 105	7	4	2	-	-	-	1	-	-	-	
<b>53</b>	<b>Real estate &amp; rental &amp; leasing .....</b>	<b>841</b>	<b>3 587</b>	<b>17 751</b>	<b>201</b>	<b>146</b>	<b>32</b>	<b>18</b>	<b>5</b>	-	-	-	-	-	
531	Real estate .....	491	1 993	9 594	154	129	15	6	4	-	-	-	-	-	
5311	Lessors of real estate .....	239	787	3 622	62	47	12	2	1	-	-	-	-	-	
5312	Offices of real estate agents & brokers .....	161	821	4 130	63	56	3	3	1	-	-	-	-	-	
53121	Offices of real estate agents & brokers .....	161	821	4 130	63	56	3	3	1	-	-	-	-	-	
531210	Offices of real estate agents & brokers .....	161	821	4 130	63	56	3	3	1	-	-	-	-	-	
532	Rental & leasing services .....	(E)	(D)	(D)	45	15	17	12	1	-	-	-	-	-	
5321	Automotive equipment rental & leasing .....	100	422	2 229	13	4	5	4	-	-	-	-	-	-	
5322	Consumer goods rental .....	129	425	2 075	14	4	6	3	1	-	-	-	-	-	
53223	Video tape & disc rental .....	105	315	1 490	11	3	5	2	1	-	-	-	-	-	
532230	Video tape & disc rental .....	105	315	1 490	11	3	5	2	1	-	-	-	-	-	

See footnotes at end of table.



**Table 6. Counties—Employees, Payroll, and Establishments by Industry: 2001—Con.**

[Excludes most government employees, railroad employees, and self-employed persons. Size class 1 to 4 includes establishments with payroll, but no employees, during mid-March pay period. (D) denotes figures withheld to avoid disclosing data for individual companies; the data are included in broader industry totals. Detailed industries with 100 or more employees are shown if industry was not a (D). For explanation of terms, abbreviations, and data reliability/comparability, see introductory text]

NAICS code	Industry	Number of employees for week including March 12	Payroll (\$1,000)		Total number of establishments	Number of establishments by employment-size class								
			First quarter	Annual		1 to 4	5 to 9	10 to 19	20 to 49	50 to 99	100 to 249	250 to 499	500 to 999	1,000 or more
<b>YELLOWSTONE—Con.</b>														
<b>54</b>	<b>Professional, scientific &amp; technical services</b>	<b>4 752</b>	<b>32 875</b>	<b>148 832</b>	<b>491</b>	<b>325</b>	<b>79</b>	<b>47</b>	<b>29</b>	<b>6</b>	<b>4</b>	—	—	<b>1</b>
541	Professional, scientific & technical services	4 752	32 875	148 832	491	325	79	47	29	6	4	—	—	1
5411	Legal services	554	5 116	23 777	104	75	14	10	3	2	—	—	—	—
54111	Offices of lawyers	481	4 707	21 914	99	73	13	9	3	1	—	—	—	—
541110	Offices of lawyers	481	4 707	21 914	99	73	13	9	3	1	—	—	—	—
5412	Accounting, tax prep, bookkeep, payroll services	434	2 811	11 885	89	63	13	9	4	—	—	—	—	—
54121	Accounting, tax prep, bookkeep, payroll services	434	2 811	11 885	89	63	13	9	4	—	—	—	—	—
541211	Offices of certified public accountants	328	2 319	10 310	54	34	10	7	3	—	—	—	—	—
5413	Architectural, engineering & related services	1 264	11 753	54 847	97	52	20	4	15	4	2	—	—	—
54131	Architectural services	325	2 912	13 954	18	9	5	1	2	—	1	—	—	—
541310	Architectural services	325	2 912	13 954	18	9	5	1	2	—	1	—	—	—
54133	Engineering services	784	7 791	36 286	59	30	12	2	11	3	1	—	—	—
541330	Engineering services	784	7 791	36 286	59	30	12	2	11	3	1	—	—	—
5414	Specialized design services	189	1 053	4 309	16	10	3	2	—	—	1	—	—	—
54143	Graphic design services	171	959	3 908	9	4	2	2	—	—	1	—	—	—
541430	Graphic design services	171	959	3 908	9	4	2	2	—	—	1	—	—	—
5415	Computer systems design & related services	326	2 781	11 757	41	29	4	6	1	—	1	—	—	—
54151	Computer systems design & related services	326	2 781	11 757	41	29	4	6	1	—	1	—	—	—
541512	Computer systems design services	241	2 232	9 602	18	11	2	3	1	—	1	—	—	—
5416	Management, sci & tech consulting services	1 506	6 935	31 839	68	55	5	2	—	—	—	—	—	1
54161	Management consulting services	1 431	6 430	29 359	46	36	5	3	1	—	—	—	—	1
541611	Admin & gen management consulting services	1 363	6 082	27 723	24	19	3	1	—	—	—	—	—	1
5418	Advertising & related services	157	1 054	4 541	28	14	9	4	1	—	—	—	—	—
5419	Oth professional, scientific, technical services	295	1 128	4 889	44	25	10	6	3	—	—	—	—	—
54194	Veterinary services	171	664	2 826	18	6	5	6	1	—	—	—	—	—
541940	Veterinary services	171	664	2 826	18	6	5	6	1	—	—	—	—	—
<b>55</b>	<b>Management of companies &amp; enterprises</b>	<b>366</b>	<b>5 119</b>	<b>18 318</b>	<b>28</b>	<b>7</b>	<b>9</b>	<b>4</b>	<b>7</b>	<b>1</b>	—	—	—	—
551	Management of companies & enterprises	366	5 119	18 318	28	7	9	4	7	1	—	—	—	—
5511	Management of companies & enterprises	366	5 119	18 318	28	7	9	4	7	1	—	—	—	—
55111	Management of companies & enterprises	366	5 119	18 318	28	7	9	4	7	1	—	—	—	—
551114	Corp, subsidiary & regional managing offices	338	4 618	16 574	23	6	5	4	7	1	—	—	—	—
<b>56</b>	<b>Admin, support, waste mgt, remediation services</b>	<b>3 146</b>	<b>11 482</b>	<b>49 755</b>	<b>250</b>	<b>156</b>	<b>33</b>	<b>20</b>	<b>16</b>	<b>10</b>	<b>5</b>	<b>2</b>	—	—
561	Administrative & support services	3 059	10 890	46 772	242	156	33	20	16	10	5	2	—	—
5613	Employment services	1 000	3 539	16 115	24	8	2	—	3	8	3	—	—	—
56131	Employment placement agencies	116	220	1 093	3	2	—	—	—	1	—	—	—	—
561310	Employment placement agencies	116	220	1 093	3	2	—	—	—	1	—	—	—	—
56132	Temporary help services	870	3 271	14 797	18	5	—	—	3	8	2	—	—	—
561320	Temporary help services	870	3 271	14 797	18	5	—	—	3	8	2	—	—	—
5614	Business support services	479	1 314	6 121	37	26	3	4	3	—	—	1	—	—
56142	Telephone call centers	345	712	2 619	3	—	—	—	2	—	—	1	—	—
5616	Investigation & security services	337	1 417	5 683	12	5	—	—	5	2	—	—	—	—
56161	Investigation, guard & armored car services	(E)	(D)	(D)	9	3	—	—	4	2	—	—	—	—
561612	Security guards & patrol services	250	921	3 840	6	1	—	—	3	2	—	—	—	—
5617	Services to buildings & dwellings	611	1 639	8 448	117	85	19	8	4	—	1	—	—	—
56172	Janitorial services	431	1 107	4 701	54	33	10	7	3	—	1	—	—	—
561720	Janitorial services	431	1 107	4 701	54	33	10	7	3	—	1	—	—	—
5619	Other support services	478	1 498	5 439	21	12	4	3	—	—	1	1	—	—
56199	All other support services	458	1 441	5 154	16	9	2	3	—	—	1	1	—	—
561990	All other support services	458	1 441	5 154	16	9	2	3	—	—	1	1	—	—
<b>61</b>	<b>Educational services</b>	<b>842</b>	<b>3 056</b>	<b>12 755</b>	<b>30</b>	<b>14</b>	<b>6</b>	<b>3</b>	<b>5</b>	—	<b>1</b>	<b>1</b>	—	—
611	Educational services	842	3 056	12 755	30	14	6	3	5	—	1	1	—	—
6111	Elementary & secondary schools	(C)	(D)	(D)	2	—	—	1	—	—	1	—	—	—
61111	Elementary & secondary schools	(C)	(D)	(D)	2	—	—	1	—	—	1	—	—	—
6113	Colleges, universities & professional schools	(F)	(D)	(D)	2	—	—	—	1	—	—	1	—	—
61131	Colleges, universities & professional schools	(F)	(D)	(D)	2	—	—	—	1	—	—	1	—	—
<b>62</b>	<b>Health care and social assistance</b>	<b>9 070</b>	<b>68 520</b>	<b>311 008</b>	<b>428</b>	<b>188</b>	<b>118</b>	<b>58</b>	<b>35</b>	<b>20</b>	<b>4</b>	<b>2</b>	<b>1</b>	<b>2</b>
621	Ambulatory health care services	2 665	31 402	148 891	260	119	87	30	15	8	—	—	1	—
6211	Offices of physicians	1 198	22 516	107 374	85	43	20	12	7	2	—	—	1	—
62111	Offices of physicians	1 198	22 516	107 374	85	43	20	12	7	2	—	—	1	—
621111	Offices of physicians (exc mental health)	1 190	22 488	107 127	81	39	20	12	7	2	—	—	1	—
6212	Offices of dentists	428	2 743	13 383	68	14	48	6	—	—	—	—	—	—
62121	Offices of dentists	428	2 743	13 383	68	14	48	6	—	—	—	—	—	—
621210	Offices of dentists	428	2 743	13 383	68	14	48	6	—	—	—	—	—	—
6213	Offices of other health practitioners	262	1 252	6 676	66	49	13	3	—	1	—	—	—	—
6214	Outpatient care centers	492	3 365	14 172	23	5	5	4	6	3	—	—	—	—
62142	Outpatient mental health, substance abuse ctrs	242	1 484	6 586	10	3	2	1	2	2	—	—	—	—
621420	Outpatient mental health, substance abuse ctrs	242	1 484	6 586	10	3	2	1	2	2	—	—	—	—
62149	Other outpatient care centers	(C)	(D)	(D)	8	2	1	1	3	1	—	—	—	—
6219	Other ambulatory health care services	173	906	4 737	5	1	—	1	1	2	—	—	—	—
622	Hospitals	(H)	(D)	(D)	4	1	—	1	—	—	—	—	—	2
6221	General medical & surgical hospitals	(H)	(D)	(D)	2	—	—	—	—	—	—	—	—	2
62211	General medical & surgical hospitals	(H)	(D)	(D)	2	—	—	—	—	—	—	—	—	2

See footnotes at end of table.

**Table 6. Counties—Employees, Payroll, and Establishments by Industry: 2001—Con.**

[Excludes most government employees, railroad employees, and self-employed persons. Size class 1 to 4 includes establishments with payroll, but no employees, during mid-March pay period. (D) denotes figures withheld to avoid disclosing data for individual companies; the data are included in broader industry totals. Detailed industries with 100 or more employees are shown if industry was not a (D). For explanation of terms, abbreviations, and data reliability/comparability, see introductory text]

NAICS code	Industry	Number of employees for week including March 12	Payroll (\$1,000)		Total number of establishments	Number of establishments by employment-size class								
			First quarter	Annual		1 to 4	5 to 9	10 to 19	20 to 49	50 to 99	100 to 249	250 to 499	500 to 999	1,000 or more
<b>YELLOWSTONE—Con.</b>														
<b>62 Health care and social assistance—Con.</b>														
623	Nursing & residential care facilities .....	1 990	8 324	35 233	48	5	9	15	9	5	3	2	-	-
6231	Nursing care facilities .....	621	2 806	11 849	12	1	2	2	2	3	2	-	-	-
62311	Nursing care facilities .....	621	2 806	11 849	12	1	2	2	2	3	2	-	-	-
623110	Nursing care facilities .....	621	2 806	11 849	12	1	2	2	2	3	2	-	-	-
6232	Residential mental retardation, health facil .....	502	2 265	8 991	17	1	3	9	3	-	-	1	-	-
62321	Residential mental retardation facilities .....	(C)	(D)	(D)	15	1	3	9	2	-	-	-	-	-
62322	Residential mental health, subst abuse facil ..	(E)	(D)	(D)	2	-	-	-	1	-	-	1	-	-
6233	Community care facilities for the elderly .....	733	2 750	12 133	15	3	4	3	2	1	1	1	-	-
62331	Community care facilities for the elderly .....	733	2 750	12 133	15	3	4	3	2	1	1	1	-	-
623311	Continuing care retirement communities .....	538	2 247	10 083	4	-	1	-	1	-	1	1	-	-
623312	Homes for the elderly .....	195	503	2 050	11	3	3	3	1	1	-	-	-	-
6239	Other residential care facilities .....	134	503	2 260	4	-	-	1	2	1	-	-	-	-
62399	Other residential care facilities .....	134	503	2 260	4	-	-	1	2	1	-	-	-	-
623990	Other residential care facilities .....	134	503	2 260	4	-	-	1	2	1	-	-	-	-
624	Social assistance .....	(G)	(D)	(D)	116	63	22	12	11	7	1	-	-	-
6241	Individual & family services .....	617	2 330	10 225	40	18	9	5	3	5	-	-	-	-
62411	Child & youth services .....	227	901	3 818	7	1	2	1	1	2	-	-	-	-
624110	Child & youth services .....	227	901	3 818	7	1	2	1	1	2	-	-	-	-
62419	Other individual & family services .....	293	1 190	5 400	23	12	4	3	2	2	-	-	-	-
624190	Other individual & family services .....	293	1 190	5 400	23	12	4	3	2	2	-	-	-	-
6243	Vocational rehabilitation services .....	(C)	(D)	(D)	9	3	3	1	1	-	1	-	-	-
62431	Vocational rehabilitation services .....	(C)	(D)	(D)	9	3	3	1	1	-	1	-	-	-
6244	Child day care services .....	472	1 210	4 769	60	39	8	5	6	2	-	-	-	-
62441	Child day care services .....	472	1 210	4 769	60	39	8	5	6	2	-	-	-	-
624410	Child day care services .....	472	1 210	4 769	60	39	8	5	6	2	-	-	-	-
71	<b>Arts, entertainment &amp; recreation .....</b>	<b>1 404</b>	<b>4 326</b>	<b>18 573</b>	<b>127</b>	<b>58</b>	<b>24</b>	<b>24</b>	<b>18</b>	<b>2</b>	<b>1</b>	-	-	-
711	Performing arts, spectator sports & related industries .....	145	487	1 801	26	20	3	2	-	1	-	-	-	-
713	Amusement, gambling & recreation industries .....	1 199	3 611	15 863	95	36	19	21	17	1	1	-	-	-
7132	Gambling industries .....	560	1 727	7 040	45	11	9	16	9	-	-	-	-	-
71329	Other gambling industries .....	518	1 655	6 324	41	9	9	15	8	-	-	-	-	-
713290	Other gambling industries .....	518	1 655	6 324	41	9	9	15	8	-	-	-	-	-
7139	Other amusement & recreation industries .....	634	1 867	8 630	46	21	10	5	8	1	1	-	-	-
71391	Golf courses & country clubs .....	129	545	3 175	7	1	1	2	3	-	-	-	-	-
713910	Golf courses & country clubs .....	129	545	3 175	7	1	1	2	3	-	-	-	-	-
71394	Fitness & recreational sports centers .....	295	732	2 993	15	9	2	1	1	1	1	-	-	-
713940	Fitness & recreational sports centers .....	295	732	2 993	15	9	2	1	1	1	1	-	-	-
71395	Bowling centers .....	(C)	(D)	(D)	6	-	3	-	3	-	-	-	-	-
72	<b>Accommodation &amp; food services .....</b>	<b>7 122</b>	<b>17 401</b>	<b>75 209</b>	<b>370</b>	<b>109</b>	<b>45</b>	<b>83</b>	<b>103</b>	<b>24</b>	<b>6</b>	-	-	-
721	Accommodation .....	1 186	3 214	14 168	53	18	4	10	16	3	2	-	-	-
7211	Traveler accommodation .....	(G)	(D)	(D)	46	12	4	10	15	3	2	-	-	-
72111	Hotels (exc casino hotels) & motels .....	1 160	3 073	13 326	45	11	4	10	15	3	2	-	-	-
721110	Hotels (exc casino hotels) & motels .....	1 160	3 073	13 326	45	11	4	10	15	3	2	-	-	-
722	Food services & drinking places .....	5 936	14 187	61 041	317	91	41	73	87	21	4	-	-	-
7221	Full-service restaurants .....	2 899	7 655	32 851	106	18	10	22	40	13	3	-	-	-
72211	Full-service restaurants .....	2 899	7 655	32 851	106	18	10	22	40	13	3	-	-	-
722110	Full-service restaurants .....	2 899	7 655	32 851	106	18	10	22	40	13	3	-	-	-
7222	Limited-service eating places .....	2 075	4 168	17 596	133	44	12	35	35	7	-	-	-	-
72221	Limited-service eating places .....	2 075	4 168	17 596	133	44	12	35	35	7	-	-	-	-
722211	Limited-service restaurants .....	1 754	3 547	14 765	99	23	9	29	32	6	-	-	-	-
722213	Snack & nonalcoholic beverage bars .....	256	457	2 210	30	20	2	5	2	1	-	-	-	-
7223	Special food services .....	405	924	4 512	18	10	2	1	3	1	1	-	-	-
72231	Food service contractors .....	399	913	4 278	13	5	2	1	3	1	1	-	-	-
722310	Food service contractors .....	399	913	4 278	13	5	2	1	3	1	1	-	-	-
7224	Drinking places (alcoholic beverages) .....	557	1 440	6 082	60	19	17	15	9	-	-	-	-	-
72241	Drinking places (alcoholic beverages) .....	557	1 440	6 082	60	19	17	15	9	-	-	-	-	-
722410	Drinking places (alcoholic beverages) .....	557	1 440	6 082	60	19	17	15	9	-	-	-	-	-
81	<b>Other services (except public administration) .....</b>	<b>3 047</b>	<b>13 969</b>	<b>58 048</b>	<b>472</b>	<b>270</b>	<b>116</b>	<b>60</b>	<b>22</b>	<b>4</b>	-	-	-	-
811	Repair & maintenance .....	1 245	7 084	29 569	194	113	45	28	7	1	-	-	-	-
8111	Automotive repair & maintenance .....	882	4 621	19 726	132	71	34	20	7	-	-	-	-	-
81111	Automotive mechanical & electrical R&M .....	321	1 775	8 291	74	49	16	9	-	-	-	-	-	-
811111	General automotive repair .....	199	1 094	4 909	55	38	14	3	-	-	-	-	-	-
811112	Automotive body, paint, interior & glass repair .....	284	1 838	7 280	33	11	13	6	3	-	-	-	-	-
811121	Automotive body, paint & interior R&M .....	235	1 513	5 915	26	9	9	5	3	-	-	-	-	-
81119	Other automotive R&M .....	277	1 008	4 155	25	11	5	5	4	-	-	-	-	-
811191	Automotive oil change & lubrication shops ..	106	368	1 473	8	2	3	2	1	-	-	-	-	-
811192	Car washes .....	171	640	2 682	17	9	2	3	3	-	-	-	-	-
8113	Commercial equipment (exc auto & elec) R&M .....	248	1 921	7 673	33	20	6	6	-	1	-	-	-	-
81131	Commercial equipment (exc auto & elec) R&M .....	248	1 921	7 673	33	20	6	6	-	1	-	-	-	-
811310	Commercial equipment (exc auto & elec) R&M .....	248	1 921	7 673	33	20	6	6	-	1	-	-	-	-
812	Personal & laundry services .....	653	2 888	11 711	97	54	25	11	6	1	-	-	-	-
8121	Personal care services .....	229	781	3 218	45	26	13	5	1	-	-	-	-	-
81211	Hair, nail & skin care services .....	185	713	2 932	37	22	11	3	1	-	-	-	-	-
8123	Drycleaning & laundry services .....	260	1 039	4 209	22	11	3	4	3	1	-	-	-	-
81233	Linen & uniform supply .....	145	731	2 940	4	1	-	-	2	1	-	-	-	-

See footnotes at end of table.

**Table 6. Counties—Employees, Payroll, and Establishments by Industry: 2001—Con.**

[Excludes most government employees, railroad employees, and self-employed persons. Size class 1 to 4 includes establishments with payroll, but no employees, during mid-March pay period. (D) denotes figures withheld to avoid disclosing data for individual companies; the data are included in broader industry totals. Detailed industries with 100 or more employees are shown if industry was not a (D). For explanation of terms, abbreviations, and data reliability/comparability, see introductory text]

NAICS code	Industry	Number of employees for week including March 12	Payroll (\$1,000)		Total number of establishments	Number of establishments by employment-size class									
			First quarter	Annual		1 to 4	5 to 9	10 to 19	20 to 49	50 to 99	100 to 249	250 to 499	500 to 999	1,000 or more	
<b>81</b>	<b>YELLOWSTONE—Con.</b>														
	<b>Other services (except public administration)—Con.</b>														
813	Religious, grantmaking, civic, prof & like organizations .....	1 149	3 997	16 768	181	103	46	21	9	2	—	—	—	—	—
8131	Religious organizations .....	698	2 145	8 950	97	49	27	14	6	1	—	—	—	—	—
81311	Religious organizations .....	698	2 145	8 950	97	49	27	14	6	1	—	—	—	—	—
813110	Religious organizations .....	698	2 145	8 950	97	49	27	14	6	1	—	—	—	—	—
8133	Social advocacy organizations .....	130	468	1 984	17	11	2	2	1	1	—	—	—	—	—
81331	Social advocacy organizations .....	130	468	1 984	17	11	2	2	1	1	—	—	—	—	—
8134	Civic & social organizations .....	140	453	1 945	20	9	6	3	2	—	—	—	—	—	—
81341	Civic & social organizations .....	140	453	1 945	20	9	6	3	2	—	—	—	—	—	—
813410	Civic & social organizations .....	140	453	1 945	20	9	6	3	2	—	—	—	—	—	—
8139	Business, labor, political, like organizations .....	120	529	2 214	37	29	7	1	—	—	—	—	—	—	—
<b>95</b>	<b>Auxiliaries (exc corporate, subsidiary &amp; regional mgt) .....</b>	<b>328</b>	<b>2 375</b>	<b>9 863</b>	<b>14</b>	<b>3</b>	<b>1</b>	<b>5</b>	<b>4</b>	<b>—</b>	<b>1</b>	<b>—</b>	<b>—</b>	<b>—</b>	<b>—</b>
<b>99</b>	<b>Unclassified establishments .....</b>	<b>35</b>	<b>102</b>	<b>848</b>	<b>51</b>	<b>50</b>	<b>1</b>	<b>—</b>	<b>—</b>	<b>—</b>	<b>—</b>	<b>—</b>	<b>—</b>	<b>—</b>	<b>—</b>
	<b>STATEWIDE</b>														
	<b>Total .....</b>	<b>728</b>	<b>10 327</b>	<b>32 460</b>	<b>40</b>	<b>26</b>	<b>6</b>	<b>5</b>	<b>1</b>	<b>—</b>	<b>1</b>	<b>1</b>	<b>—</b>	<b>—</b>	<b>—</b>
<b>21</b>	<b>Mining .....</b>	<b>669</b>	<b>9 382</b>	<b>28 755</b>	<b>26</b>	<b>16</b>	<b>4</b>	<b>3</b>	<b>1</b>	<b>—</b>	<b>1</b>	<b>1</b>	<b>—</b>	<b>—</b>	<b>—</b>
213	Mining support activities .....	648	8 922	27 256	21	12	4	2	1	—	1	1	—	—	—
2131	Mining support activities .....	648	8 922	27 256	21	12	4	2	1	—	1	1	—	—	—
21311	Mining support activities .....	648	8 922	27 256	21	12	4	2	1	—	1	1	—	—	—
213112	Oil & gas operations support activities .....	189	4 860	10 482	15	10	3	1	—	—	1	—	—	—	—
<b>42</b>	<b>Wholesale trade .....</b>	<b>(A)</b>	<b>(D)</b>	<b>(D)</b>	<b>4</b>	<b>4</b>	<b>—</b>	<b>—</b>	<b>—</b>	<b>—</b>	<b>—</b>	<b>—</b>	<b>—</b>	<b>—</b>	<b>—</b>
<b>48-49</b>	<b>Transportation &amp; warehousing .....</b>	<b>(B)</b>	<b>(D)</b>	<b>(D)</b>	<b>3</b>	<b>—</b>	<b>2</b>	<b>1</b>	<b>—</b>	<b>—</b>	<b>—</b>	<b>—</b>	<b>—</b>	<b>—</b>	<b>—</b>
<b>51</b>	<b>Information .....</b>	<b>(A)</b>	<b>(D)</b>	<b>(D)</b>	<b>1</b>	<b>1</b>	<b>—</b>	<b>—</b>	<b>—</b>	<b>—</b>	<b>—</b>	<b>—</b>	<b>—</b>	<b>—</b>	<b>—</b>
<b>54</b>	<b>Professional, scientific &amp; technical services .....</b>	<b>4</b>	<b>122</b>	<b>626</b>	<b>3</b>	<b>3</b>	<b>—</b>	<b>—</b>	<b>—</b>	<b>—</b>	<b>—</b>	<b>—</b>	<b>—</b>	<b>—</b>	<b>—</b>
<b>56</b>	<b>Admin, support, waste mgt, remediation services .....</b>	<b>(A)</b>	<b>(D)</b>	<b>(D)</b>	<b>2</b>	<b>1</b>	<b>—</b>	<b>1</b>	<b>—</b>	<b>—</b>	<b>—</b>	<b>—</b>	<b>—</b>	<b>—</b>	<b>—</b>
<b>62</b>	<b>Health care and social assistance .....</b>	<b>(A)</b>	<b>(D)</b>	<b>(D)</b>	<b>1</b>	<b>1</b>	<b>—</b>	<b>—</b>	<b>—</b>	<b>—</b>	<b>—</b>	<b>—</b>	<b>—</b>	<b>—</b>	<b>—</b>

Note: Employment-size classes are indicated as follows: A—0 to 19; B—20 to 99; C—100 to 249; E—250 to 499; F—500 to 999; G—1,000 to 2,499; H—2,500 to 4,999; I—5,000 to 9,999; J—10,000 to 24,999; K—25,000 to 49,999; L—50,000 to 99,999; M—100,000 or more.

## **Description of Publications Issued in Previous Years**

### **1974 through 2000**

Data are provided for mid-March employment, first-quarter and annual payrolls, and establishments, by industry, for each county in the state and, in a separate report, for the United States. Data are included for every industry having a significant number of employees or establishments. Refer to General Explanation for a description of the types of employment covered.

### **1964 through 1973**

Data are provided for first-quarter reporting units, employment, and taxable payrolls for each county and metropolitan area in the state and, in a separate report, for the United States. Data are included for every industry having a significant number of employees or reporting units.

### **1959 and 1962**

Data are provided for first-quarter reporting units, employment, and taxable payrolls for each county in the state and, in a separate report, for the United States. Data are included for every industry having a significant number of employees or reporting units. Data are combined for some counties in eight states.

### **1956**

Data are provided for first-quarter reporting units, employment, and taxable payrolls for each county in the state and, in a separate report, for the United States. Data are included for SIC economic divisions, major groups, and selected three-digit SICs. Data are combined for some counties in eight states.

### **1949 and 1950**

Data are provided for first-quarter manufacturing establishments, employment, and taxable payrolls for each large county in the state and, in a separate report, for the United States. Data are included for manufacturing major industry groups and selected three-digit SICs. Manufacturing totals are included for small counties. Data are combined for some counties in eight states.

### **1947, 1948, 1951, and 1953**

Data are provided for first-quarter reporting units, employment, and taxable payrolls for each large county in the state and, in a separate report, for the United States. Data are included for SIC economic divisions, major groups, and selected three-digit SICs. Economic division totals are included for small counties. Data are combined for some counties in eight states.

### **1946**

Data are provided for first-quarter reporting units, employment, and taxable payrolls for each large county in the state and, in a separate report, for the United States. Data are included for SIC economic divisions and major groups. Economic division totals are included for small counties. Data are combined for some counties in eight states.

### **Availability**

The most recent edition of County Business Patterns can be examined on the Internet at [www.census.gov](http://www.census.gov). Editions prior to 1993 are available in depository libraries for Federal publications, which are conveniently located in all areas of the country.

For information on the coverage of individual series, write to Chief, Economic Planning and Coordination Division, U.S. Census Bureau, Washington, DC 20233.